

Ole Miss



2023
REBEL FOOTBALL

GUIDE



TABLE OF CONTENTS

THIS IS OLE MISS 1-31
 The Lane Train..... IFC-1
 Table of Contents 2-3
 Ole Miss Quick Facts 3
 Rebel Football Since 1893 4-5
 Bowl Success 6-7
 All-American Tradition 8-9
 NFL Rebels 10-11
 Rebel Reconnect 12
 Academic Excellence 13
 Rebels in the Spotlight 14
 Landshark 15
 Chucky Mullins Courage Award 16-17
 The Grove 18-19
 Vaught-Hemingway Stadium/Hollingsworth Field 20-21
 Manning Center 22-23
 Health and Sports Performance 24
 Strength and Conditioning 25
 Outstanding Athletics 26-27
 The University of Mississippi 28-29
 Oxford, Mississippi 30
 Community Involvement 31

COACHES & STAFF 32-45
 Head Coach Lane Kiffin 32-34
 Assistant Coaches 35-44
 Support Staff 45

2023 REBELS 46-87
 Season Outlook 46-48
 Team Breakdown 49
 2023 Rosters 50-51
 Player Bios 52-87

OPPONENTS 88-92
 2023 Opponent Profiles 88-89
 Series vs. Opponents 90-92

2022 REVIEW 93-104
 Team/Individual Statistics 93-94
 Game-by-Game Starters 94
 Game-by-Game Statistics 95-97
 Game-by-Game Recaps 98-104

SEC 105-106
 SEC Stat Champions: Team 105-106
 SEC Stat Champions: Individual 105-106

HISTORY & RECORDS 107-203
 History of Ole Miss Football 107-111
 National Champions 111
 College/Pro Football Halls of Fame 112
 Team of the Century 112
 All-Americans 113-120
 All-SEC 121-123
 Rebel Honor Roll 124-129
 Rebels in All-Star Classics 130-131
 Rebels in the NFL Draft 132-133
 Rebels in the Pros 134-137
 Records 138-159
 Battle for the Golden Egg 160-161
 Bowl History 162-179
 All-Time Series 180
 All-Time Scores 181-187
 Nationally Ranked Games 188-189
 Coaching History 190
 Assistant Coaches 191-192
 Head Coach Composite Records 192
 All-Time Lettermen 193-201
 Ole Miss Pageantry 202-203

SCHOLARSHIPS 204-205
 Charlie Conerly Scholarship 204
 Chucky Mullins Scholarship Endowment 204
 J.W. Wobble Davidson Scholarship 205
 Joey Embry Memorial Scholarship 205
 Larry L. Johnson Scholarship 205
 Park Stevens Memorial Scholarship 205
 Wesley Walls Scholarship 205

FACILITIES 206-209
 Vaught-Hemingway Stadium/Hollingsworth Field 206
 Manning Center 207
 FedEx Student-Athlete Success Center 208
 Starnes Athletic Training Center 208
 Other Athletics Facilities 209

TEAM SUPPORT 210-211
 Strength and Conditioning 210
 Health and Sports Performance 210
 Ole Miss Athletics Vision 210
 Student-Athlete Development 211

ADMINISTRATION 212-213
 Chancellor Dr. Glenn Boyce 212
 Athletics Committee 212
 Athletics Director Keith Carter 213
 Athletics Leadership 213

MEDIA INFORMATION 214-221
 Media Services and Policies 214-215
 Vaught-Hemingway Stadium Diagram 215
 Weekly Media Schedule 215
 Road Headquarters/Travel 216
 Ole Miss Radio Network 217
 Rebels on Television 218-220
 The Season: Ole Miss Football 221

PROGRAM SUPPORT 222-223
 Ole Miss IMG Sports Marketing 222

2022-23 HONORS 224



CREDITS

Editors: Kyle Campbell, Brad Sheffield, Tyler Wooten
Special assistance by: Connor Allen, Conlan Birdsall, Kyle Birnbrauer, Josie Hutton, Josh McCoy, Madeline Marshall, Langston Rogers, Mike Swartz
Printed by: Pollock Printing Company, Nashville, Tenn.

Photography: Action Sports of America, All Sports Association/Wuerffel Trophy, Anding Photography, Arizona Cardinals, Associated Press, Kevin Bain, Baltimore Ravens, Bradley Photographers, David Brown, Buffalo Bills, Kyle Campbell, Chicago Bears, Cincinnati Bengals, Cotton Bowl, Detroit Lions, ESPN, Ed Garner, Thomas Graning, Eddie Gregory, Houston Texans, R.B. Hogan, Indianapolis Colts, Jacksonville Jaguars, Robert Jordan, Kansas City Chiefs, Los Angeles Chargers, Mark Mahan, Pat Maner, Joshua McCoy, Miami Dolphins, Minnesota Vikings, R.D. Moore, New England Patriots/Dave Silverman, New Orleans Saints, New York Giants/Evan Pinkus, Bruce Newman, Ole Miss Communications Photography, Pittsburgh Steelers, David Purdy/Biloxi Sun Herald, Langston Rogers, Chris Sabo, San Francisco 49ers/Ben Shyman, Jennifer Saxon, Seattle Seahawks, Bill Seawright, John Seymour, Matthew Sharpe, Paul Spinelli/SpinPhotos.com, Sugar Bowl, Tampa Bay Buccaneers, Tennessee Titans, USA TODAY Sports, Brad Vest/Commercial Appeal, Washington Nationals, David Allen Williams and Elwin Williams.

© COPYRIGHT UNIVERSITY OF MISSISSIPPI
 The 2023 Ole Miss Football Guide was published by the University of Mississippi Athletics Media Relations Office and designed using Adobe InDesign and Adobe Photoshop. All contents of this issue are copyrighted 2023 by The University of Mississippi. Reproduction without written permission is strictly prohibited.

MEDIA CONTACT

Kyle Campbell
 Associate A.D. for Brand Strategy
 Phone: 662.915.7544
 Email: kyle@olemiss.edu
 Twitter: @CampbellKyle

ADDRESS

Athletics Communications
 South Oxford Campus, 5th Floor
 PO BOX 1848
 University, MS 38677

OLE MISS ON THE WEB

Official Site: OleMissSports.com
 Gameday Site: OleMissGameday.com

OLE MISS ON SOCIAL

- Twitter: @OleMissFB
- Facebook: /OleMissFootball
- Instagram: @OleMissFB
- TikTok: @OleMissFootball

2023 OLE MISS QUICK FACTS

Name	Ole Miss (The University of Mississippi)
Nickname	Rebels
Location	Oxford, Mississippi
Founded	November 6, 1848
Enrollment	22,951
School Colors	Cardinal Red and Navy Blue
Mascot	Tony the Landshark
Chancellor	Dr. Glenn Boyce
Faculty Representative	Dr. Ron Rychlak
Athletics Director	Keith Carter
Conference	Southeastern (SEC)
Stadium	Vaught-Hemingway/Hollingsworth Field
Capacity/Surface	64,038/Natural Grass
Band	Pride of the South
Band Director	Randy Dale
Head Football Coach	Lane Kiffin
Record at Ole Miss	23-13 / 4th year
Career Record	84-47 / 12th year
Basic Offense	Spread
Basic Defense	Multiple
2022 Record	8-5
SEC Record/Finish	4-4/4th West
Postseason	Texas Bowl (L, 42-25)
Final National Ranking	RV (Coaches)
Lettermen Returning/Lost	49/46
Offensive Lettermen Returning/Lost	25/18
Defensive Lettermen Returning/Lost	20/27
Specialists Lettermen Returning/Lost	4/1
Starters Returning/Lost	11/14
Offensive Starters Returning/Lost	7/4
Defensive Starters Returning/Lost	3/8
Specialists Starters Returning/Lost	2/1





REBEL FOOTBALL SINCE 1893

- 3..... National Championships
- 6..... SEC Overall Championships
- 1..... SEC West Championship
- 40..... Bowl Appearances
- 24..... Bowl Victories
- 25..... NCAA Statistical Champions
- 59..... First Team All-America selections
- 12..... College Football Hall of Fame Members
- 2..... Pro Football Hall of Fame Members
- 24..... Academic All-Americans
- 4..... Rhodes Scholars
- 8..... National Football Foundation Scholar-Athletes
- 3..... SEC Scholar-Athletes of the Year
- 6..... Heisman Trophy finalists
- 1..... Maxwell Award Winner
- 1..... Johnny Unitas Golden Arm Award Winner
- 1..... Butkus Award Winner
- 1..... Lambert Trophy Winner
- 1..... Ozzie Newsome Award Winner
- 1..... Lou Groza Award Winner
- 1..... Wuerffel Trophy Winner
- 312..... Professional Draft Picks
- 23..... First-Round NFL Draft Picks




"My first game at what was then Hemingway Stadium was in 1960 when Ole Miss played LSU, and I had never been more excited than I was that day. Of course, the stadium is much larger and more impressive now than when I played. I love the on-campus experience at Ole Miss, starting with The Grove, the team taking the short walk to the stadium and the overall atmosphere of gameday."

- Archie Manning

Ole Miss celebrates its 26-20 win over Indiana in the 2021 Outback Bowl in Tampa. It was the Rebels' 24th all-time bowl victory.





Sugar Bowl MVP Chad Kelly and Laquon Treadwell, who connected for three touchdowns through the air, celebrate the Rebels' 48-20 win over Oklahoma State in 2016.

ALL-TIME BOWL APPEARANCES

Date	Bowl	Date	Bowl
Jan. 1, 1936	Orange	Dec. 10, 1983	Independence
Jan. 1, 1948	Delta	Dec. 20, 1986	Independence
Jan. 1, 1953	Sugar	Dec. 28, 1989	Liberty
Jan. 1, 1955	Sugar	Jan. 1, 1991	Gator
Jan. 2, 1956	Cotton	Dec. 31, 1992	Liberty
Jan. 1, 1958	Sugar	Dec. 26, 1997	Motor City
Dec. 27, 1958	Gator	Dec. 31, 1998	Independence
Jan. 1, 1960	Sugar	Dec. 31, 1999	Independence
Jan. 2, 1961	Sugar	Dec. 28, 2000	Music City
Jan. 1, 1962	Cotton	Dec. 27, 2002	Independence
Jan. 1, 1963	Sugar	Jan. 2, 2004	Cotton
Jan. 1, 1964	Sugar	Jan. 2, 2009	Cotton
Dec. 19, 1964	Bluebonnet	Jan. 2, 2010	Cotton
Dec. 18, 1965	Liberty	Jan. 5, 2013	BBVA Compass*
Dec. 17, 1966	Bluebonnet	Dec. 30, 2013	Music City
Dec. 30, 1967	Sun	Dec. 31, 2014	Chick-fil-A Peach
Dec. 14, 1968	Liberty	Jan. 1, 2016	Sugar
Jan. 1, 1970	Sugar	Jan. 2, 2021	Outback
Jan. 2, 1971	Gator	Jan. 1, 2022	Sugar
Dec. 30, 1971	Peach	Dec. 28, 2022	Texas

Ole Miss is tied for eighth with a .615 bowl winning percentage, tied for 15th nationally with 24 bowl victories and tied for 20th with 40 bowl appearances.

*Game later vacated

See pages 162-179 for the Rebels' full bowl history.



Ray Brown rushed for 157 yards and two scores to lead Ole Miss to its first Sugar Bowl title with a 39-7 win over Texas in 1958.

Archie Manning earned offensive MVP honors at the 1970 Sugar Bowl after he passed for 273 yards and a TD to guide Ole Miss to a 27-22 win over Arkansas.



Elijah Moore became the 59th first team All-America selection in school history in 2020, as well as the 13th consensus All-American in program history. In 2020, Moore led the FBS in receiving yards per game (149.1) and receptions per game (10.8) and was named a finalist for both the Biletnikoff and Maxwell Awards.



(From left-to-right starting at the top): College Football Hall of Famer **Wesley Walls** was a 1988 All-American as a tight end, while also helping out as a defensive end; **Dexter McCluster** became the first player in SEC history to rush for 1,000 yards and produce 500 receiving yards in a season on his way to All-America accolades in 2009; A finalist for the Bronko Nagurski Trophy, cornerback **Senquez Golson** was a unanimous choice for All-America honors in 2014; A trailblazer for the Rebels, **Ben Williams** was a 1975 All-American at defensive tackle and still holds the all-time Ole Miss sacks record; **Bruiser Kinard** was Ole Miss' first All-American in 1936 and 1937 and is a member of the College and Pro Football Halls of Fame.

See pages 113-129 for a complete list of All-Americans and award winners.

59

First Team All-America selections

8

Two-time First Team All-America selections

12

College Football Hall of Fame members

NATIONAL AWARD WINNERS



(From left-to-right): **Deterrian Shackelford** was awarded the 2014 Wuerffel Trophy and named AFCA Good Works Team Captain for his contributions both on and off the field; **Patrick Willis** won the Butkus and Lambert Awards as the nation's top linebacker in 2006; **Eli Manning** earned the Maxwell Award (nation's best offensive player) and Johnny Unitas Golden Arm Award (top QB) in 2003; **Jonathan Nichols** claimed the 2003 Groza Award as the nation's best kicker.

SUCCESS AT THE NEXT LEVEL

- 312 Rebels taken in the Pro Draft since 1936
- 31 Rebels selected to at least one Pro Bowl
- 23 Rebels chosen in the NFL Draft's first round
- 18 Super Bowl Champions
- 2 Super Bowl MVPs
- 2 Pro Football Hall of Fame members

*Ole Miss all-time leading receiver and two-time NFL Pro Bowler **A.J. Brown** featured heavily in the high-flying Philadelphia Eagles offense in 2022, helping lead them to Super Bowl LVII where he hauled in six catches for 96 yards and a touchdown. Brown flourished with the Eagles last season after signing a four-year, \$100 million deal that made him the fifth-highest paid wide receiver in the NFL. In four years in the league, Brown has amassed 4,491 yards and 35 touchdowns receiving.*





Ole Miss first round pick **Laremy Tunsil** has been the highest-paid offensive lineman in the NFL since 2020, first with a three-year, \$66 million extension with the Houston Texans that year, followed by another three-year contract in Houston worth \$75 million (\$50 million guaranteed) this past offseason in 2023.

REBELS IN THE NFL (2022)

Brandon Bolden | RB | Las Vegas Raiders
 A.J. Brown | WR | Philadelphia Eagles
 Ben Brown | OL | Cincinnati Bengals
 Snoop Conner | RB | Jacksonville Jaguars
 Matt Corral | QB | Carolina Panthers
 Evan Engram | TE | Jacksonville Jaguars
 DeMarquis Gates | LB | Chicago Bears
 Myles Hartsfield | DB | Carolina Panthers
 Marquis Haynes | DE | Carolina Panthers
 Mike Hilton | DB | Cincinnati Bengals
 Benito Jones | DT | Detroit Lions
 D.J. Jones | DT | Denver Broncos
 Jaylon Jones | DB | Chicago Bears
 Dawson Knox | TE | Buffalo Bills
 Deane Leonard | DB | Los Angeles Chargers
 Greg Little | OL | Miami Dolphins
 DK Metcalf | WR | Seattle Seahawks
 A.J. Moore | DB | Houston Texans
 C.J. Moore | DB | Detroit Lions
 Elijah Moore | WR | New York Jets
 Royce Newman | OL | Green Bay Packers
 Mark Robinson | LB | Pittsburgh Steelers
 Braylon Sanders | WR | Miami Dolphins
 Laqon Treadwell | WR | Seattle Seahawks
 Laremy Tunsil | OL | Houston Texans
 Sam Williams | DE | Dallas Cowboys
 Jordan Wilkins | RB | Indianapolis Colts
 Kenny Yeboah | TE | New York Jets



(Clockwise from top) - Running back **Brandon Bolden** has won two Super Bowls with the New England Patriots (2015 and 2017); Tight end **Dawson Knox** has become a mainstay of the upstart Buffalo Bills offense; 2004 No. 1 overall pick and two-time Super Bowl MVP **Eli Manning** retired following the 2019 season after a stellar career with the New York Giants; Wide receiver **DK Metcalf** has become one of the most talented and feared pass catchers in the NFL, tallying 4,218 yards and 35 TD in just four years with the Seahawks while earning All-Pro and Pro-Bowl honors in 2020.

See pages 132-137 for a complete history of Rebels with the pros.

* Active during regular season (including IR; no practice squad)



REBEL RECONNECT

Rebel Reconnect was established to assist returning student-athletes who have exhausted their athletic scholarship eligibility, with the costs of full or part-time tuition and/or books associated with completing their degree at the University of Mississippi.

NFL Pro Bowler Mike Wallace recently returned to complete his undergraduate degree and walked in commencement ceremonies in May 2023.

Other notable Rebel Reconnect graduates include Fahn Cooper, Kentrell Lockett, Deuce McAllister, Terrence Metcalf, Jerrell Powe and Dexter McCluster.



ACADEMIC EXCELLENCE

Ole Miss student-athletes not only have the opportunity to play in one of the best conferences in the nation, they also attend a university that is world-renowned for its academics. Through the office for Student-Athlete Development, Ole Miss has made great strides in improving the environment for student-athletes with numerous full-time academic counselors, learning specialists and tutors, and the FedEx Student-Athlete Success Center provides the perfect environment for learning.

Last year, Ole Miss football placed 36 total players on Southeastern Conference Academic Honor Rolls. A total of 29 players earned their degrees, making it 248 graduates during the last nine years.

In numbers released in 2022-23, Ole Miss football posted a multi-year APR score of 995, which ties for the SEC lead and ties for third among all FBS schools -- trailing only a 996 by both Northwestern and Wisconsin. Ole Miss has seen its multi-year APR score rise in 10 of the last 11 seasons, highlighted by a program record 999 in 2021-22 that led the nation and rested at +30 over the FBS average.

Among all sports, Rebel athletes turned in a historic 2022-23 school year. Ole Miss tied its department record 992 multi-year APR score for the second straight year, with a record 13 teams with a perfect single-year score of 1,000.

See page 211 for more information.

ACADEMIC ALL-AMERICA FOOTBALL PLAYERS

(AMONG SOUTHERN SCHOOLS, AS OF 2023)

1. Georgia (30)
2. Alabama (29)
3. LSU (28)
4. **OLE MISS (24)**
Auburn (24)
Duke (24)
7. Florida State (21)
Florida (21)
9. Georgia Tech (20)
10. Vanderbilt (18)

LATEST MULTI-YEAR APR

(2023 RELEASE, AMONG FBS SCHOOLS)

1. Northwestern (996)
Wisconsin (996)
3. **OLE MISS (995)**
Alabama (995)
Clemson (995)
6. Cincinnati (994)
7. Ohio State (993)



The Ole Miss brand is regularly featured on such well-known media outlets as ESPN, CBS, SEC Network, New York Times, Sports Illustrated, Sporting News, Sirius/XM Radio and others. The Grove is one of few sites to host ESPN's College Gameday on multiple occasions.



Watch the Rebels' Emmy award-winning weekly documentary-style television show on ESPN and at TheSeasonOleMiss.com. See more about "The Season: Ole Miss Football" on page 221.



LANDSHARK

At Ole Miss, Landshark is a term that was first adopted by the Rebel football team's defensive unit. As part of that identity, defensive players celebrate big plays by putting a hand to their forehead in the shape of a shark fin. A battle cry of "Fins Up" also contributes to the players' persona.

Roots of the Landshark at Ole Miss date back to 2008. After four straight losing seasons, the Rebel football team returned to national prominence with a 9-4 record and a victory over No. 7 Texas Tech in the Cotton Bowl. Leading the charge was a defensive squad that ranked fourth in the nation in rushing defense and included All-American Peria Jerry and eventual All-SEC standout Jerrell Powe.

The term Landshark originated that season from senior linebacker Tony Fein, an Army veteran who served a one-year tour in the Iraq War before arriving in Oxford. A two-year letterman after transferring from Scottsdale (Ariz.) Community College, Fein was the 2008 recipient of the Pat Tillman Award by the Military Order of the Purple Heart.

Fein passed away in October 2009, but his legacy at Ole Miss continues through the Landshark.

With the popularity of the hand gesture, Ole Miss fans and student-athletes from other sports embraced the spirit of the Landshark, and in October 2017, the university announced the Landshark as the official mascot of the Ole Miss Rebels. Named in a tribute to Fein, Tony was unveiled in August of 2018, and has appeared at children's events.





"I've never been a quitter. It's not in my heart to give up. I don't think it should be in anybody's heart. I may give out, but I'll never give up."

Chucky Mullins

CHUCKY MULLINS COURAGE AWARD

Roy Lee "Chucky" Mullins was born on July 8, 1969, in Russellville, Alabama. After his mother's death when he was in the seventh grade, and at his request, Chucky was placed under the guardianship of Carver and Karen Phillips.

Chucky graduated from Russellville High School in 1988. He earned all-conference, all-area and all-state honors in football as a junior and senior. He was team captain and most valuable player on his high school team. He also earned three letters in football, basketball and baseball.

Because of his athletic and leadership abilities, Chucky was awarded a four-year scholarship to Ole Miss, and he arrived on campus in the summer of 1988. He was redshirted in 1988 but later saw action as a "nickel" defensive back for the Rebels and was rapidly emerging as a defensive force in the Southeastern Conference.

Tragically, his injury on Oct. 28, 1989, in the Homecoming game against Vanderbilt ended his football career and left him paralyzed. He was treated at Baptist Memorial Hospital in Memphis until February 1990, when he

was transferred to Spain Rehabilitation Center in Birmingham.

Chucky's battle with his physical disability and his undefeatable spirit changed the University of Mississippi. For months after the tragic accident, Chucky endured the grueling challenges of rehabilitation. During the difficult time, Chucky's gritty determination and positive spirit touched the lives of literally hundreds of people. More than a million dollars was raised for the Chucky Mullins Trust Fund. He was visited in the hospital and later at home by such stars as Walter Payton, Janet Jackson and President George Bush. Chucky's accident and his unbroken spirit transcended football. The people of Mississippi, the South and the entire United States rallied around this remarkable young man.

When Chucky returned to Oxford in August 1990 to begin living in the specially-equipped house built by the Trust Fund donations, he announced a determination to return to Ole Miss and pursue a degree. Against all odds, in January of 1991, he did return to the classroom. However, on May 1, 1991, as he prepared for class, he suddenly stopped breathing. Rushed to the hospital, he never regained consciousness and died five days later from complications resulting from a blood clot.

While Chucky did not have a long life, it was a particularly special one. His teammates and coaches said Chucky was a teacher. He taught others how to live their lives to the fullest and how to maintain their focus on the truly important aspects of a precious life. In the state of Mississippi, Chucky Mullins will be forever young and never forgotten.

In the spring of 1990, the Phi Beta



Dignitaries such as President George H. W. Bush (above) visited Mullins while he was in the hospital. Mullins remained a big part of the Ole Miss team up until his death. Above he is interviewed by the late Ole Miss football sideline reporter Stan Sandroni.

Sigma fraternity at Ole Miss initiated the Chucky Mullins Courage Award to be given each season to an outstanding defensive player, who is chosen by the Rebel coaching staff.

Each award recipient receives a framed Mullins jersey and has the opportunity to wear Mullins' No. 38 on the field the following season.

The 2023 recipient will be announced during preseason camp.

In 2006, the number was officially retired, joining Archie Manning's No. 18 as the only retired numbers in the Rebels' storied football history. A 38 patch, rather than the jersey number, was worn from


2006 until 2010. The decision was made in March 2011 for the jersey to remain retired and be worn only by the Chucky Mullins Courage Award winner each year. Beginning with the 2021 season, the player bestowed with the illustrious honor is given the choice between switching their jersey number to No. 38 for the season or retaining their current number and adding a No. 38 patch to the jersey.

On Sept. 26, 2014, Coliseum Drive on the Ole Miss campus was renamed Chucky Mullins Drive, honoring his life and influence in the most visible and enduring way.



A bust of **Chucky Mullins** greets the Rebels as they exit the tunnel to take Holingsworth Field on Saturdays at Vaught-Hemingway Stadium.

ALL-TIME CHUCKY MULLINS AWARD WINNERS



Chris Mitchell
1990



Jeff Carter
1991



Trea Southerland
1992



Johnny Dixon
1993



Alundis Brice
1994



Michael Lowery
1995



Derek Jones
1996



Nate Wayne
1997



Gary Thigpen
1998



Ronnie Heard
1999



Anthony Magee
2000



Kevin Thomas
2001



Lanier Goethie
2002



Jamil Northcutt
2003




Eric Oliver
2004



Kelvin Robinson
2005



Patrick Willis
2006



Jeremy Garrett
2007



Jamarca Sanford
2008



Marcus Tillman
2009



Kentrell Lockett
2010



Deterrian Shackelford
2011



Jason Jones
2012



Mike Marry
2013



Deterrian Shackelford
2014



Mike Hilton
2015



John Youngblood
2016



Marquis Haynes
2017



C.J. Moore
2018



Austrian Robinson
2019



Jaylon Jones
2020



Keidron Smith
2021



KD Hill
2022

“THE **HOLY GRAIL** OF
TAILGATING SITES”

THE SPORTING NEWS

Ole Miss





"I've been at ESPN 27 years and I've always wanted to come to this place, The Grove. It's the most beautiful place I've ever been."

- Lee Corso, ESPN College GameDay (Oct. 4, 2014)



WALK OF CHAMPIONS

Rebel players and coaches have paraded through The Grove and been greeted by thousands of admirers approximately two hours before each football game since 1983.



- Nation's No. 1 Tailgating School (Sports Illustrated)
- Top Tailgating Spot (Tailgater Monthly)
- "The Holy Grail of tailgating sites" (The Sporting News)
- "The mother and mistress of outdoor ritual mayhem" (New York Times)
- "The mecca of tailgating in American sports" (Columbia Missourian)
- "In Oxford lies the most magical place on all of God's green, football-playing Earth: the Grove." (SI on Campus)

"I can say in definitive terms that there isn't a better place to spend a college football Saturday than at The Grove, followed by an SEC battle at Vaught-Hemingway Stadium."

- Mel Kiper Jr., ESPN

See page 202 for the history of The Grove.




HOME OF THE OLE MISS REBELS

Arkansas-Pe
Arkansas

PUSH-UP
CREW



The gameday atmosphere on the Ole Miss campus is second to none, and fans have shown their loyalty with record-setting crowds. Vaught-Hemingway Stadium/Hollingsworth Field has been filled to capacity over the past six years, producing the eight largest single-game crowds in school history. The north end zone increased capacity to 64,038, making it the largest stadium in Mississippi.



The north end zone of Vaught-Hemingway Stadium was closed in 2016 to increase capacity to 64,038, and the entire north side of the stadium was transformed into an exciting new "front door" for Ole Miss Athletics. Fans were then introduced to a new plaza, bell tower and green space at the north side of the stadium that connects with the Walk of Champions and leads all the way from The Grove, site of the nation's best and most unique tailgating experience. Stadium enhancements in 2016 also included new videoboards, sound system, stadium lights and a natural grass playing field for the first time since 2002. The south end zone was also renovated to add 30 luxury suites and 770 club level seats, and the west suites have been refinished.



MANNING CENTER

In the ever-expanding college football arms race, Ole Miss will join the nation's elite with the upcoming renovation to the Olivia and Archie Manning Athletics Performance Center. The renovation -- which began in January 2022 and was completed in July 2023 -- expands the current space from 181,500 square feet to 221,000, bringing a pro mindset to the Rebel football program.

Ole Miss now trains in a 10,710-square-foot weight room, including a cardio mezzanine, yoga/pilates space, state-of-the-art technology, fueling stations and offices for the nutrition staff. The training room also expands and features additional recovery benefits, including hydrotherapy, massage therapy, compression units, two sensory deprivation tanks, cold and hot tubs, new concussion rehabilitation technology and counseling space for mental health and nutrition consultations.

The Van Devender Family Foundation Locker Room received a complete makeover and was expanded to include a barber shop, hydro tanks, plunge pools, a players' lounge and fueling station.




Renovation began on the \$45 million Olivia and Archie Manning Athletics Performance Center in January 2022 and was completed in July 2023.

All new office spaces were built, including separate offensive and defensive team meeting rooms to supplement the existing Roland and Sheryl Burns Team Meeting Room. Office layouts were streamlined for offensive, defensive, analytics and recruiting staffs, as well as a renovated head coach's office.

The equipment room was expanded as well, along with an ESPN/SEC Network bureau cam room, a photo and video studio and a media workroom. The new Williams-Reed Foyer welcomes visitors to the Ole Miss football headquarters and the Gina and Chip Crunk Grill at 1810 remains to feed the Rebels.



HEALTH & SPORTS PERFORMANCE



“Our team of Health and Sports Performance professionals strive to provide quality health and sports performance services based on the latest in health and strength training research. By doing this we hope to not only provide our student-athletes with a better chance of winning on the field, but also give them an opportunity to lead a healthy lifestyle.”

- Shannon Singletary, Executive Associate A.D. for Internal Operations

See page 210 for more information.



STRENGTH AND CONDITIONING



See page 210 for more information.





OUTSTANDING ATHLETICS

From Olympic gold medalist to Super Bowl winner to World Series champion, Ole Miss Rebels can be found at the pinnacle of many sports.

(Clockwise from top) - Ole Miss women's golf capped a magical 2021 postseason run with the first outright national title in school history; Oxford native, two-time world champion **Sam Kendricks** was an Olympic bronze medalist in 2016 and is a nine-time U.S. Champion; **Aaron Barrett** was a member of the 2019 World Series Champion Washington Nationals pitching staff, the 13th Rebel to be on a World Series winning team; Seven-time world champion, 13-time USA champion and 2012 Olympic gold medal long jumper **Brittney Reese** is one of just three women worldwide to have ever won three Olympic medals in the long jump, making Team USA in Beijing (2008, 4th), London (2012, gold), Rio (2016, silver) and Tokyo (2021, silver); **Shakira Austin** capped off a spectacular two-year career with the Ole Miss women's basketball team with an NCAA Tournament run and by hearing her name called third overall by the Washington Mystics in the 2022 WNBA Draft.



DON'T LET THE REBS GET HOT

- Ole Miss averaging 15.0 postseason teams over last three seasons out of 18 total sports
- Three straight top-40 finishes in Learfield IMG College Directors' Cup Standings (department-record No. 20 finish in 2021-22)



Despite being the last team in, Ole Miss **Baseball** captured the hearts and minds of the nation in 2022 after an improbable, made-for-TV run in the NCAA postseason that led to the first outright men's national title in department history.



Rifle notched its third straight NCAA podium finish with a fourth-place showing in 2023, led by unanimous All-American Lea Horvath.



Track & Field and Cross Country stands among the elite nationally with 13 NCAA top-25 team finishes and four NCAA Champions since 2020-21, including a 2023 weight throw win by Jalani Davis.



Softball has earned six straight NCAA Regional berths after having never done so prior to 2016, and has made the Regional Final in all six trips -- including in 2023.



Women's Basketball has made two straight trips to the NCAA Tournament, highlighted by a magical Sweet 16 run in 2023.

SINCE 2020-21

BASEBALL

- 2022 NCAA Champions
- First outright men's title in Ole Miss history
- 2 NCAA Super Regionals

MEN'S BASKETBALL

- 1 NIT berth

WOMEN'S BASKETBALL

- 2023 NCAA Sweet 16
- 2 NCAA Tournaments
- 2021 WNIT Runners-Up

FOOTBALL

- 3 bowl berths

MEN'S GOLF

- 1 NCAA Final
- 3 NCAA Regionals

WOMEN'S GOLF

- 2021 NCAA Champions
- First outright title in Ole Miss history
- 3 NCAA Finals berths
- 2 NCAA Regionals

RIFLE

- 3 NCAA Podium finishes

SOCCER

- 2021 NCAA Sweet 16
- 2 NCAA Tournaments

SOFTBALL

- 3 NCAA Regionals

MEN'S TENNIS

- 2021 NCAA Sweet 16
- 3 NCAA Regionals

WOMEN'S TENNIS

- 1 NCAA Regionals

TRACK & FIELD/CROSS COUNTRY

- 13 NCAA Top-25 finishes
- 5 NCAA Top-10 finishes
- 4 NCAA Champions
- 13 NCAA Runners-Up

VOLLEYBALL

- 1 NCAA Tournament





DEDICATED TO


Educating the state of
MISSISSIPPI

DRIVING THE PACE AT EVERY TURN.

We prepare future generations of Mississippians to lead and serve this state.
It means delivering comprehensive knowledge and hands-on research opportunities.
It means leading by example. It means driving the pace at every turn.

It's not just our purpose,
it's our commitment.

Ole Miss



Tens of thousands visitors enjoy the historic Square in downtown Oxford each year, including the famous Square Books bookstore.

- No. 2 College Town (Livability.com)
- No. 2 College Football Town (NCAA.com)
- Top 6 College Towns in America (USA Today)
- Top 10 Coolest College Towns in America (Travel & Leisure)
- Top 20 Best Small Towns in America (Smithsonian)
- Top 100 Places to Live (Money Magazine)

OXFORD, MISSISSIPPI

Touted as the “Cultural Mecca of the South,” creativity abounds in Oxford as musicians, artists and writers alike find inspiration in Oxford’s rich history, small-town charm and creative community. Nobel Prize winning author William Faulkner made his home here and many have followed in his footsteps. Oxford is also known for its exceptional culinary experiences at the many restaurants, from down-home cooking to upscale creations.

“The boys were extremely excited to come to Oxford. I think as a ballclub, with our players and all of the parents talking, I think we are falling in love with Oxford, the people here, how we are being treated and the hospitality. I think we are going to have a lot of people rooting for Ole Miss in every sport down the road after the experience they have given us here.”

- Mike Gambino, Boston College baseball coach
(at the 2016 NCAA Oxford Regional)



Ole Miss sporting events regularly attract such celebrities as movie stars Morgan Freeman and Woody Harrelson.



In addition to the popular Double Decker Arts Festival that brings thousands of visitors to Oxford each April, the town’s thriving music scene has welcomed such acts as Snoop Dogg, Willie Nelson, B.B. King, Brad Paisley, Zac Brown Band, Thomas Rhett, Three 6 Mafia, Jason Isbell and Wilco. Artists that have recorded at local Sweet Tea Studios include the Counting Crows, Gavin DeGraw, Ben Folds, the Hives, Jars of Clay and Modest Mouse. Oxford’s Lyric has been named one of the top 100 music club venues in the world by Pollstar, the leading concert industry trade publication.



COMMUNITY INVOLVEMENT

The people of Oxford offer tremendous support to the Ole Miss athletics teams, and the Rebel student-athletes return that support by being actively involved in both the Oxford and University communities. Among the worthwhile activities that Ole Miss student-athletes regularly participate in are assisting with reading programs at local schools such as “Reading with the Rebels,” visiting patients in area hospitals, being mentors to elementary school students, visiting senior adults at local retirement centers, holding several “Meet the Rebels” days throughout the year, and giving numerous talks on subjects such as drug awareness and staying in school to area students. Additionally, over recent spring breaks, members of the football team have done mission work in such locales as Panama, Haiti and the Mississippi Delta.

See page 211 for more information.



(Clockwise from Top) - In June 2023, members of the Ole Miss football team assisted with recovery efforts following devastating tornadoes in Rolling Fork, Mississippi; Senior defensive end **JJ Pegues** helps lead cleanup efforts in Rolling Fork; junior quarterback **Jaxson Dart** (bottom right) and sophomore running back **Quinshon Judkins** (top left) have some fun with local elementary students as part of the Ole Miss “Reading with the Rebels” program.





HEAD COACH LANE KIFFIN

Lane Kiffin just wrapped up his third season at Ole Miss and has helped lead the Rebels to three straight bowl appearances in his first few years in Oxford.

In 11 years at the NCAA level, Kiffin has posted an all-time record of 84-47, including a 23-13 mark at Ole Miss.

The Rebels once again ranked amongst the top of the nation in multiple offensive statistics in 2022. Ole Miss was No. 3 nationally in rushing offense (256.6) and No. 8 in total offense (496.4). Kiffin helped mentor and recruit talented true freshman running back Quinshon Judkins. Judkins set the Ole Miss single-season record in both rushing yards (1,567) and rushing touchdowns (16).

Kiffin guided the Rebels to a 10-3 record in 2021, the first 10-win regular season in school history. That included a perfect 7-0 mark at Vaught-Hemingway Stadium, part of an ongoing nine-game home win streak for Kiffin's teams.

The Rebels finished the season ranked No. 11 in both the AP and AFCA Coaches Poll; its highest final ranking since 2016.

Kiffin's second year at Ole Miss was once again highlighted by one of college football's most exciting offenses. For the second straight season, the Rebels led the SEC in total offense (492.5 ypg). Ole Miss has eclipsed 600 yards of total offense seven times under Kiffin after hitting that mark just 16 times in the program's history before his arrival.

The Rebel defense ranked as one of the top-five most-improved units in the FBS, allowing 13.6 fewer points per game this season compared to 2020.

Kiffin quickly turned the Rebels into an offensive machine in 2020. Ole Miss ranked top 20 in the FBS in nine different offensive categories, including having the No. 3 team in the country in total offense, shattering the school record with 555.5 yards per game. Wide receiver Elijah Moore and quarterback Matt Corral were two of the main cogs in the Rebels' high-powered offense.

Moore earned first-team consensus All-America accolades after a historic and shortened 2020 junior season. The Fort Lauderdale, Florida, native hauled in a school record 86 receptions for 1,193 yards and eight touchdowns during his last season in a Rebel uniform. Moore, a Biletnikoff finalist, led the country in receiving yards per game (149.1) and receptions per game (10.8).

Corral became just the fourth SEC player ever to finish as the NCAA leader in total offense per game (384.9), joining Pat Sullivan (1970), Rex Grossman (2001) and Johnny Manziel (2012). The signal-caller also finished No. 5 in passing yards per game (333.7), No. 7 in passing TDs (29), No. 9 in passing efficiency (177.6) and No. 11 in passing yards per completion (14.5).

The Rebels broke the SEC record for total offense in conference games (562.4 ypg), besting LSU's mark

of 550.0 yards per game set last season during the Tigers' run to a national title.

The offensive explosion by the Rebels came as no surprise, as Kiffin has shown a propensity in helping turn programs around. In his first seasons at FAU, USC and Tennessee, Kiffin's team improved in win differential (+3.33), scoring (+10.2), passing (+34.5 ypg) and rushing (+51.3 ypg).

In December 2016, Kiffin took over an FAU program that had won a total of nine combined games over the previous three seasons. Kiffin proceeded to take the Owls to new heights over the last three years, including two conference titles and two 10-win seasons.

Kiffin led the Owls to a 10-3 record this season, including Saturday's 49-6 win over UAB in the Conference USA Championship Game. The Owls lead the nation in interceptions (19) and turnovers gained (29). FAU also leads C-USA in scoring offense (34.1), red zone offense (0.911), fumbles lost (3) and turnover margin (1.58).

In his first season in Boca Raton, Kiffin started 1-3 but reeled off a program-high 10 consecutive wins to finish the 2017 campaign at 11-3. The Owls' 11 victories were two more than the previous three seasons combined and earned the program votes in national polls. The seven-game improvement tied for the fifth-best turnaround in FBS history. Along the way, 41 individual or team records were amassed, and an FAU-record 21 players earned All-Conference USA

recognition.

The Owls captured their second conference title in program history, the first since joining C-USA and first since 2007. FAU remained a perfect 3-0 in bowl play by defeating Akron in the Boca Raton Bowl, 50-3. Statistically, the Owls finished in the top-25 in 16 team categories, including: No. 2 in passes intercepted, No. 5 in first down offense, No. 6 in rushing offense, No. 8 in kickoff return defense, red zone offense and turnovers lost, and No. 9 in total offense and turnover margin (by comparison, FAU was No. 72 the previous season in total offense and No. 99 in turnovers gained).

Kiffin joined the FAU Owls after three seasons at the University of Alabama, where he served as the Tide's offensive coordinator and quarterbacks coach. He was a finalist for the Frank Broyles Award in 2014, which goes to the country's best assistant coach.

His final season with the Tide, Kiffin mentored Jalen Hurts, the first freshman to start at quarterback in head coach Nick Saban's career. Hurts finished 13-1 as the starting QB and guided Alabama to an SEC title and to the National Championship game. Hurts was a Freshman All-American, the SEC Offensive Player of the Year and the SEC Freshman of the Year. He was a finalist for the Manning Award, the Earl Campbell Tyler Rose Award, a semifinalist for the Walter Camp Player of the Year and the Davey O'Brien Award, presented annually to the nation's top quarterback.

In 2015, Kiffin oversaw the development of quarterback Jake Coker, who finished his career 14-0 as a starter at Alabama and led the nation in completion percentage over the final 10 games of the season at 72.2 percent. Coker threw for 3,110 yards with 21 touchdowns, which ranks as the second-most passing yards in school history. On the ground, Kiffin fed Heisman Trophy running back Derrick Henry the ball a school-and SEC-record 395 times for a record 2,219 yards and 23 touchdowns. Henry's 2,219 yards was also the fifth-most rushing yards in a single season in college football history.

One of Kiffin's first responsibilities at Alabama was identifying a starting quarterback and then developing Blake Sims in 2014. With three-year starter and All-American AJ McCarron off to the NFL, Kiffin oversaw Sims' rise to the top of the Alabama depth chart en route to a school-record 3,487 passing yards and 3,837 yards of total offense while completing 64.5 percent of his passes. He ranked tied for fourth nationally in total QBR (83.7) and seventh in passing efficiency (157.9). Sims was selected second-team All-SEC, named to the Senior Bowl, tabbed as a finalist for the Manning Award and a semifinalist for the Davey O'Brien Award.

He spent the previous three-plus seasons as the head coach at Southern California, where he compiled a record of 28-15. Kiffin's 2012 USC squad went 7-6 overall and 5-4 in the Pac-12 South, good for second place. Wide receiver Marquise Lee was a unanimous first team All-American and won the Biletnikoff Award while also being named the Pac-12 Offensive Player of the Year. Quarterback Matt Barkley, who won the Wuerffel Trophy, set conference records for passing yards and passing touchdowns.

Kiffin led the Trojans to a 10-2 record in 2011 and a sixth-place finish in the final Associated Press poll.

The team finished first in the Pac-12 South with a 7-2 mark. His 2011 USC offense produced a 3,500-yard passer, a pair of 1,000-yard receivers and a 1,000-yard rusher. Three Trojans earned First Team All-America honors (Matt Kalil, Robert Woods and T.J. McDonald) and five were named Freshman All-Americans.

In his first year as the head coach at USC, Kiffin led the Trojans to an 8-5 record (5-4 Pac-10). Before his arrival, the Trojans were averaging 26.5 points per game in scoring offense and 389.1 yards per game in total offense. In his first two seasons, those numbers increased to 31.0 points per game and 431.5 yards in 2011 and 35.8 points and 456.8 yards in 2012.

Prior to his tenure at Southern California, Kiffin served as the head coach at Tennessee in 2009. He led the Volunteers to a second-place finish in the SEC East and an appearance in the Chick-fil-A Bowl. The Volunteers' offense jumped at least 34 places in every national statistical category over the 2008 figures. Tennessee improved from 17.3 to 29.3 points per game while going from 268.8 to 383.5 yards per game in total offense.

Kiffin came to Tennessee from the Oakland Raiders, where he served as head coach from 2007-08. At 31, he was the youngest head coach in the NFL's modern era. Oakland's offense significantly improved in his first year, up 7.2 points per game and 48.6 yards per game from 2006.

Prior to his first head coaching job, Kiffin spent six years as an assistant coach for Pete Carroll at Southern California, including two years as the offensive coordinator (2005-06). During his first tenure with the Trojans, USC captured two national championships and compiled a 65-12 record. Kiffin was promoted to passing game coordinator in 2004 and helped Matt Leinart win the Heisman Trophy as he passed for 3,322 yards with 33 touchdowns and just six interceptions.

He took over as USC's offensive coordinator in 2005 and led the Trojans to a scoring average of 49.1 points per game and 579.8 yards per game of total offense during his two years as offensive coordinator. Kiffin started at USC in 2001 as the tight ends coach and then coached the wide receivers during his remaining five years.

Kiffin graduated from Fresno State in 1998 after playing quarterback for three seasons (1994-96) for the Bulldogs. He began his coaching career as a student assistant at Fresno State under Pat Hill in 1997 and 1998. He moved on to Colorado State in 1999 as a graduate assistant. He spent the 2000 season as defensive quality control assistant with the Jacksonville Jaguars under Tom Coughlin.

Kiffin attended Bloomington Jefferson High in Bloomington, Minnesota, where he played football, basketball and baseball. He has two daughters, Landry and Presley, and one son, Knox.

LANE KIFFIN NUGGETS AND RECORDS

- Has coached 95 NFL Draft picks, including 18 first round selections
- Has mentored four Heisman Trophy winners
- SEC record for total offense (562.4 ypg) in conference games in first season at Ole Miss
- Owns three of top-five total offense seasons in Ole Miss history
- Owns three of five 700-yard games in Ole Miss history, as well as 20 games with 600 yards or more (only 16 in Ole Miss history prior to his arrival)
- Ranked top-10 in the nation in total offense each of first three seasons
- Quinshon Judkins: school records in rushing yards (1,567), rushing attempts (274) and rushing TD (16) as a freshman in 2023; led Ole Miss to school record 3,336 team rushing yards
- Elijah Moore: school record 86 receptions and nation-best 149.1 receiving yards per game and 10.8 receptions per game in 2020
- Matt Corral led the nation in total offense in 2020, averaging 384.9 ypg
- Most consecutive wins over AP Top-25 teams: 16 (at USC, 2002-05)
- Most consecutive games scoring at least 20 points: 63 (at USC, 2002-06)
- Mentored Marquise Lee to fourth-most all-purpose yards in a single game (469, vs. Arizona, Oct. 27, 2012)
- Marquise Lee: 19th-best all-purpose season in NCAA history (16th at the time): 2,693 yards, 206.4 ypg
- Reggie Bush won all-purpose title in 2005 before NCAA vacated it: 2,890 yards, 222.3 ypg, most yards since 1991
- Matt Leinart: ended career sixth all-time in career passing efficiency (159.5)
- Matt Barkley: ended career eighth all-time in career passing TDs (116)
- Marquise Lee: 345 receiving yards vs. Arizona on Oct. 27, 2012, still the sixth most in a game in FBS history (fifth at the time)
- Dwayne Jarrett: ended career sixth in TD rec. (41)
- 2005 USC ended ranked fifth all-time in total offense (7,537 yards, 579.8 ypg); 10th all-time now
- 2005 USC ended ranked seventh all-time in scoring (638 points, 49.1 ypg); 13th all-time now
- 2005 USC champions in total offense (579.8 ypg)
- 2015 Alabama stands as one of four teams in FBS history with a 2,000-yard rusher (Derrick Henry, 2,219), 2,000-yard passer (Jake Coker, 3,110) and a 1,000-yard receiver (Calvin Ridley, 1,045)
- Derrick Henry holds FBS record for most games scoring a TD in a season (15, 2015)
- Derrick Henry ended 2015 with fifth-most rushing yards in a season in FBS history (2,219, 147.9 ypg)
- Amari Cooper finished 2014 season with 15th-most receptions in a single season in FBS history (124)
- Amari Cooper finished 2014 season ranked 17th all-time in receiving yards in a single season (1,727)
- FAU's Devin Singletary's stands as one of just six in FBS history to rush for 4 TD in one quarter (first quarter, vs. Bethune-Cookman, Sept. 15, 2018)
- FAU's Devin Singletary ended career sixth all-time on the FBS rushing TD list (66)
- Singletary's 2017 season ranks third in FBS history with 198 points scored (stat champion); also ranks 10th on the all-time career scoring list (402) and ninth on the career PPG list (10.59)

LANE KIFFIN BREAKDOWN

PERSONAL INFORMATION

BORN: May 9, 1975

EDUCATION: Fresno State (1998)

FAMILY: Landry and Presley (daughters); Knox (son)

COACHING EXPERIENCE

Fresno State (Student Assistant, 1997-98)

Colorado State (Graduate Assistant, 1999)

Jacksonville Jaguars (Off. Quality Control, 2000)

USC (Tight Ends, 2001)

USC (Wide Receivers, 2002-04)

USC (Passing Game & Off. Coordinator, 2005-06)

Oakland Raiders (Head Coach, 2007-08)

Tennessee (Head Coach, 2009)

USC (Head Coach, 2010-13)

Alabama (Off. Coordinator/QBs, 2014-16)

FAU (Head Coach, 2017-19)

Ole Miss (Head Coach, 2020-Pres.)

COLLEGIATE HEAD COACHING RECORD

Year	School/Team	Record	Finish
2009	Tennessee	7-6	T-2nd SEC East
2010	USC	8-5	T-3rd Pac-10
2011	USC	10-2	1st Pac-12 South
2012	USC	7-6	T-2nd Pac-12 South
2013	USC	3-2	--
2017	FAU	11-3	1st C-USA East
2018	FAU	5-7	5th C-USA East
2019	FAU	10-3	1st C-USA East
2020	Ole Miss	5-5	5th SEC West
2021	Ole Miss	10-3	2nd SEC West
2022	Ole Miss	8-5	4th SEC West

Totals (11 seasons) 84-47 (.641)

PERSONAL

- Has 13 seasons of head coaching experience between FBS and NFL.
- One of two active head coaches in the SEC to have been an NFL head coach.
- Holds a 84-47 (.641) in 11 seasons as head coach at the FBS level.
- Has been a coach on three national championship teams.
- Graduated from Fresno State in 1998 after earning three letters for the Bulldogs in football (1994-96).
- Played football, basketball and baseball at Bloomington HS in Bloomington, Minnesota.
- His father, Monte, was a legendary NFL defensive coordinator.



The Kiffin family (L-R): Lane, Knox, Presley, Landry and Juice



Kiffin boasts 13 seasons of head coaching experience between the NFL and FBS.



john david
BAKER

Assistant Coach • Co-Offensive Coordinator/Tight Ends

3rd Season



JOHN DAVID BAKER BREAKDOWN

COACHING CAREER

- 2022-Pres....Ole Miss (Co-Offensive Coord./TEs)
- 2021Ole Miss (Passing Game Coord./TEs)
- 2020USC (Tight Ends)
- 2019USC (Offensive Quality Control)
- 2016-18.....North Texas (Offensive Quality Control)
- 2014-15.....Abilene Christian (GA/Quarterbacks)

PERSONAL

- Named to 247Sports' 30Under30 list in 2020.
- Made a bowl in all three seasons at North Texas.
- Worked with a North Texas offense that ranked top-25 nationally in several categories in 2018 and 2019.
- Played two seasons of indoor football as quarterback for the Amarillo Venom, while also a graduate assistant at his alma mater, Abilene Christian.
- Recorded a school-record 40 touchdowns during his senior season at Abilene Christian, which included seven touchdowns in his first career start.

John David Baker is in his third season at Ole Miss in 2023, and his second as the co-offensive coordinator after serving as the passing game coordinator and tight ends coach in 2021.

In two seasons as the co-offensive coordinator, Baker has helped oversee an Ole Miss attack that has posted two of the top-five seasons in total offense in Ole Miss history. In 2022, the Rebel rushing attack broke the school record with 3,336 yards.

In his first season, Baker oversaw a lights-out passing attack from the Rebel offense. The Rebels led the SEC in total offense (492.5 ypg), led by a superb final season by quarterback Matt Corral, who left Ole Miss as one of its best signal callers of all time.

Baker was announced as Ole Miss' passing game coordinator and tight ends coach on Jan. 25, 2021 after spending the previous two seasons at USC, serving as tight ends coach in 2020.

Baker, who was named to 247Sports' 30Under30 in 2020, was an offensive quality control analyst for the Trojans during the 2019 season.

The San Angelo, Texas, native was an offensive quality control coach at North Texas for three seasons (2016-18). In 2018, UNT ranked No. 12 in passing (306.8), No. 20 in total offense (460.5) and No. 26 in scoring (34.6). Wide receiver Rico Bussey Jr. hauled in 68 passes for 1,017 yards with 12 TDs and running back DeAndre Torrey tallied 15 TDs on the ground.

North Texas ranked No. 19 nationally in scoring (35.5), No. 21 in passing (291.9) and No. 24 in total

offense (455.1) in 2017. Quarterback Mason Fine set school season records for passing yards (4,052) and touchdowns (31).

The Mean Green qualified for bowl games each year that Baker was on staff (2016 Heart of Dallas, 2017 New Orleans, 2018 New Mexico).

Prior to North Texas, he was a graduate assistant at Abilene Christian, his alma mater, in 2014 and 2015, working with the quarterbacks.

Baker, 29, played quarterback for the Amarillo Venom indoor football team in 2014 (Lone Star Football League) and 2015 (Champions Indoor Football).

He played quarterback for four seasons (2010-13) at Abilene Christian. As a senior in 2013, Baker completed 247-of-369 passes (66.9%) for 3,376 yards and 35 TDs, with just five interceptions. Baker also rushed for 256 yards and five TDs. His 40 total TDs were a school record. In his first career start, he threw for a school-record seven touchdowns against Concordia College.

Baker received his bachelor's degree in exercise science in 2014 and his master's degree in higher education in 2016, both from Abilene Christian.

He prepped at Lake View High (Texas) where he earned all-district honors in both football and baseball. Baker threw for 2,240 yards and 22 touchdowns and ran for 688 yards and 18 TDs his senior season.

STAFF EXPERIENCE

COLLEGE

Lane Kiffin	20 years
Derrick Nix	18 years
Pete Golding	17 years
Keynodo Hudson	15 years
John Garrison	14 years
Jake Schoonover	13 years
Wes Neighbors III	12 years
Kevin Smith	6 years
Randall Joyner	5 years
Charlie Weis Jr.	5 years
John David Baker	3 years

OTHER

NFL

Lane Kiffin	2 years
Derrick Nix	1 year

HEAD COACH (NCAA & NFL)

Lane Kiffin	13 years
-----------------------	----------



john
GARRISON

Assistant Coach • Offensive Line

1st Season



JOHN GARRISON BREAKDOWN

COACHING CAREER

- 2022-Pres.....Ole Miss (Offensive Line)
- 2019-22.....NC State (Offensive Line)
- 2018FAU (Run Game Coord./Offensive Line)
- 2015-17.....UNLV (Run Game Coord./Offensive Line)
- 2013-14.....Nebraska (Offensive Line)
- 2011-12.....Nebraska (Asst. Offensive Line/Tight Ends)
- 2008-10.....Nebraska (Intern)
- 2005-07.....Blue Mountain HS [Mo.] (Asst. Coach)

PERSONAL

- Four-year letterman at Nebraska, earning All-Big 12 accolades as a junior and senior.
- Appeared in the 2001 BCS National Championship game as the starting center for the Huskers.
- Honored as one of the nations top 25 recruiters by Rivals.com in 2014.
- He and his wife, Jamie, have four children: Lilly, Jack, Valerie and Beau.

John Garrison joined the Ole Miss football program as run game coordinator and offensive line coach prior to the 2022 Texas Bowl.

Garrison, who spent the last four seasons at NC State, has over 15 years experience coaching at the collegiate level.

The Blue Springs, Missouri, native led a Wolfpack o-line in 2022 that featured two All-ACC selections in Grant Gibson and Chandler Zavala. Gibson recorded 38 pancake blocks in 10 games this season and allowed just two sacks in 643 total snaps while anchoring the Pack offensive line. Zavala registered 31 pancake blocks and allowed just 0.5 sacks in 747 snaps this season. Zavala was named a midseason All-American according to The Athletic and has started all 12 games this year at left guard.

From 2019 until 2021, Garrison helped mentor one of the most successful offensive lineman in NC State history. Ikem Ekwonu was a three-year starter for the Wolfpack and earned unanimous All-America accolades as a junior last season. A finalist for the Outland Trophy in 2021, Ekwonu was the first offensive player selected in the 2022 NFL Draft, as he was chosen sixth overall by the Carolina Panthers.

Under the guidance of Garrison, NC State ranked third in the ACC in 2021 allowing 25 sacks on the year, despite losing its starting left guard midway through the season.

Prior to NC State, Garrison spent the 2018 season as run game coordinator and offensive line coach for Kiffin at FAU. Garrison's 2018 FAU line ranked 13th in the FBS in sacks giving up just 1.17 sacks per game. The Owls also led Conference USA and ranked No. 14 in the FBS in rushing with 241.8 yards per contest.

Garrison also coordinated the run game and o-line at UNLV from 2015-17. In 2017, the Rebels finished 15th in the country in rushing and set the school record for fewest quarterback sacks allowed. During his first season in Las Vegas, the Rebel line helped the team post a dramatic improvement in the run game, finishing 36th in the nation in yards per game.

Garrison returned to Nebraska, his alma mater, for his first collegiate coaching position in 2008. He would go on to spend seven seasons with the Cornhuskers, beginning as an intern and then serving as offensive line coach in 2013 and 2014. Garrison's offensive line paved the way for All-American Ammer Abdullah, who rushed for more than 1,500 yards in both the 2013 and 2014 season.

In 2014, Garrison was honored for exceptional work on the recruiting trail for the Cornhuskers as Rivals.com tabbed him as one the nation's top 25 recruiters.

Garrison was a four-year letterman at Nebraska from 1999 to 2002, and earned honorable-mention All-Big 12 accolades as a junior and senior. Garrison was Nebraska's starting long snapper as a true freshman in 1999, helping the Huskers to a 12-1 record and Big 12 title. He was a backup center and guard, and handled long snapping duties in 2000.

In 2001, Garrison moved into the lineup as the starting center and helped Nebraska to an appearance in the BCS National Championship Game, while quarterback Eric Crouch won the Heisman Trophy. In his senior season, Garrison was elected by his teammates as one of three co-captains.

Garrison graduated from Nebraska with a degree in secondary education in 2003. He and his wife, Jamie, have four children: Lilly, Jack, Valerie and Beau.



pete GOLDING

Assistant Coach • Defensive Coordinator/Linebackers

1st Season



Pete Golding joined Ole Miss as defensive coordinator in January 2023 after serving five seasons at Alabama in the same capacity.

In his five seasons leading the Crimson Tide defense, Alabama ranked top-20 in the FBS in scoring defense every year and finished top-10 in either scoring or total defense four times.

The 2022 Alabama defense again proved to be one of the best in the nation, ranking ninth in scoring defense (18.2) and 13th in total defense (318.2 ypg). The Crimson Tide allowed just 4.6 yards per play last season, which led the SEC and ranked No. 4 nationally.

Two-time Bronko Nagurski Trophy winner Will Anderson Jr., anchored Golding's defense the last several seasons. Anderson became the first Alabama player ever to earn unanimous All-America honors after leading the SEC and finishing No. 11 in the country in sacks (10.0).

Alabama ranked fourth in rushing defense (86.0 ypg) and seventh in total defense (304.1 ypg) in 2021, while allowing just 20.1 points per game and holding opponents for a 31.1 percent conversion rate on third down, which was seventh nationally. Middle linebacker Henry To'oTo'o led the team with 112 tackles, while Anderson set the NCAA record (since 2000) for tackles for loss in a season with 34.5.

Golding's 2020 defense led the SEC in scoring (19.0 ppg) and got better as the season progressed, allowing just 15 points per game over the final nine contests en route to the national championship. The Tide ranked third in the league in total defense and rushing defense while the pass efficiency defense also led the league and ranked 18th nationally.

Golding's unit was devastated by injuries in 2019 and forced the staff into starting two true freshmen at the mike and will positions in the Tide's base 3-4 scheme. Alabama still managed a top-20 defense, limiting opponents to just 324.4 yards and 18.6 points per game.

Alabama's defense finished the 2018 season ranked third nationally in scoring (18.1 ppg) and 16th in total defense (319.5 ypg). The rushing defense was 19th nationally (121.3 ypg) while the pass efficiency defense ranked 23rd. Alabama also ranked 10th nationally in sacks per game at 3.0.

Prior to Alabama, Golding coached cornerbacks and handled defensive coordinator duties at the University of Texas-San Antonio in 2016 and 2017. Golding's 2017 defense at UTSA ranked seventh in the Football Bowl Subdivision, allowing just 287.8 yards per game. The Roadrunners finished eighth in scoring defense (17.0 ppg), second in first downs defense

(166) and 19th in pass efficiency defense (112.19).

In his first season with the Roadrunners in 2016, Golding helped lead the program to six wins and its first bowl game – the 2016 Gildan New Mexico Bowl. His defense set several school records, including single-season standards for tackles (934), TFLs (77), sacks (27) and QB hurries (38).

Golding joined the UTSA staff after spending two years as an assistant at Southern Miss where he coached the safeties. The Golden Eagles posted a six-win improvement in his second season, finishing 9-5 overall with a trip to the Heart of Dallas Bowl while winning the Western Division of Conference USA.

Prior to his time in Hattiesburg, Golding was the defensive coordinator and defensive backs coach at Southeastern Louisiana for two seasons (2012-13). He helped guide the Lions' program to a school-record 11 wins and its first conference title (Southern) since 1961 with a 7-0 league record.

Before heading to Hammond, Golding was the defensive coordinator at his alma mater Delta State from 2010-11, leading the Statesman to the 2010 NCAA Division II National Championship Game and the Gulf South Conference title.

He also spent three years on staff at Division II Tusculum, coaching the defensive backs while coordinating the defense the final two years as the Pioneers developed into a record-setting defensive unit under his direction.

Golding began his coaching career as a graduate assistant at Delta State in 2006 after starting four seasons at safety for the Statesmen (2002-05).

A native of Hammond, Louisiana, Golding and his wife Carolyn have three children, Braxton, Bentley and Bailey. Golding graduated from Delta State in 2005 with a degree in business.

PETE GOLDING BREAKDOWN

COACHING CAREER

- 2023-Pres....Ole Miss (Defensive Coordinator/LBs)
- 2018-22.....Alabama (Defensive Coord./Inside LBs)
- 2016-17.....UTSA (Defensive Coord./Cornerbacks)
- 2014-15.....Southern Miss (Safeties)
- 2012-13.....Southeastern Louisiana (Defensive Coord.)
- 2010-11.....Delta State (Defensive Coord./Ds)
- 2008-09.....Tusculum (Defensive Coord./DBs)
- 2007Tusculum (Defensive Backs)
- 2006Delta State (Graduate Assistant)

PERSONAL

- Member of Alabama's 2020 National Championship team, leading the SEC in scoring (19.0 ppg).
- Tutored two-time Bronko Nagurski Trophy Winner, Will Anderson Jr. who became the first Alabama player to ever earn unanimous All-America honors.
- Helped lead UTSA to its first bowl game in program history -- the 2016 Gildan New Mexico Bowl.
- He and his wife Carolyn have three children: Braxton, Bentley and Bailey.



keynodo HUDSON
 Assistant Coach • Cornerbacks
 1st Season

KEYNODO HUDSON BREAKDOWN

COACHING CAREER

- 2023-Pres.....Ole Miss (Cornerbacks)
- 2021-22.....Western Kentucky (Cornerbacks)
- 2019-20.....Illinois (Defensive Backs)
- 2017-18.....Florida Atlantic (Cornerbacks)
- 2012-16.....USC (Defensive Admin. Assistant)
- 2009-11.....Mainland HS (Defensive Coordinator)
- 2004-08.....Charleston (Secondary)

PERSONAL

- Developed Western Kentucky's defensive back unit into leading Conference USA in interceptions with 23 in 2021.
- Hudson helped FAU finish second nationally in 2017 in interceptions with a program-record 20.
- Assisted in crafting multiple top-10 recruiting classes at USC as a defensive administrative assistant.
- Played college football at Reedley College before spending his final season at West Virginia Tech.

Keynodo Hudson enters his first season at Ole Miss as cornerbacks coach.

Hudson came to the Rebels after serving in the same position the past two seasons at Western Kentucky. He has also coached in the Big Ten and Pac-12 during his career and has spent multiple seasons on Kiffin's staff at both Florida Atlantic and USC.

The Tampa native mentored a defensive backfield that helped WKU rank No. 3 in FBS in 2022 with 19 total interceptions. The Hilltoppers' ball-hawking defense led the entire country with 32 total takeaways last year.

In his first season at WKU, Hudson helped lead a defensive back unit that led Conference USA in interceptions with 23 for the season. The WKU DBs also returned two interceptions for touchdowns. Additionally, Beanie Bishop was selected to the All-Conference USA first team.

Prior to WKU, Hudson spent two years on staff at Illinois. In 2020, the Fighting Illini tied for sixth in the Big Ten with seven interceptions in eight games. In his first year at Illinois in 2019, Hudson helped lead Illinois to six wins and an appearance in the Redbox Bowl vs. Cal, the program's first bowl berth in five years.

That season, the Fighting Illini had one of the biggest upsets in Big Ten history with a 24-23 victory over No. 6 Wisconsin after entering the day as a 30-point underdog. The Wisconsin victory sprung Illinois to four straight Big Ten wins — the first four-game Big Ten winning streak for the Fighting Illini since the 2001 Big Ten Championship team finished the regular season with seven straight conference victories.

Hudson went to Illinois from Florida Atlantic, where he spent the 2017 and 2018 seasons as cornerbacks coach. In his first season at FAU in 2017, Hudson helped the Owls finish second nationally in interceptions with a program-record 20. Shelton Lewis — a first team All-CUSA selection — and Chris Tooley led the cornerbacks with four interceptions each, while Lewis led the team with eight pass breakups. FAU finished the year on a 10-game win streak, including victories over North Texas in the Conference USA Championship and Akron in the Boca Raton Bowl.

Before FAU, Hudson spent six seasons (2012-16) as a defensive administrative assistant at USC. In Los Angeles, he served in an off-field role for the Trojans and was an important cog in USC's recruiting machine, both identifying talent and dealing with prospects on campus, helping craft several top-10 recruiting classes in the process.

USC had three 10-win seasons during Hudson's time there, including a win in the 2017 Rose Bowl over Penn State that helped the Trojans finish No. 3 in the final Associated Press poll. During the 2016 season, both his and Helton's time at USC overlapped.

Hudson started his career at the University of Charleston (2004-08) before becoming the defensive coordinator at Mainland High School in Daytona Beach, Fla. (2009-11). He played college football at Reedley College (1997-2000) before transferring to West Virginia Tech. He played his final season for the Golden Bears in 2001 and earned his degree from the school in 2004.



RANDALL JOYNER BREAKDOWN

COACHING CAREER

- 2021-Pres....Ole Miss (Defensive Line)
- 2018-20.....SMU (Defensive Line)
- 2016-17.....Ohio State (Graduate Assistant)
- 2015Hawaii (Graduate Assistant)
- 2014SMU (Volunteer Assistant)

PERSONAL

- Named to 247 Sports' 30under30 list back-to-back seasons (2018, 2019).
- Tutored a SMU defensive line that helped lead the nation in sacks during the 2019 campaign.
- Coached Second Team All-AAC selection Delontae Scott, who recorded 18.0 TFL in 2019 for the second most in a single season in school history.
- Began his coaching career at his alma mater, SMU.
- Played in 50 games over four seasons for the Mustangs and was a semifinalist for the Campbell Trophy as a senior.

randall JOYNER

Assistant Coach • Defensive Line

3rd Season



Randall Joyner just finished his second season as defensive line coach with the Rebels.

Joyner coached a strong defensive line unit in 2022 that helped push the Rebels to No. 3 in the SEC in sacks -- led by a dominant trio on the line of Jared Ivey, Cedric Johnson and Tavius Robinson. Those three Rebels combined for 12.0 of Ole Miss' 35.0 sacks on the year. Robinson, who was drafted in the fourth round by the Baltimore Ravens in the 2023 NFI Draft, tied for the national lead with five forced fumbles.

Joyner's first season in Oxford was highlighted by a record-breaking campaign by All-American senior defensive end Sam Williams, who tied the Ole Miss single-season sacks record with 10.5. Overall, Williams tallied 16.0 tackles for loss, forced four fumbles, recovered one for a 33-yard touchdown vs. Austin Peay, and had eight QB hurries. His 57 total tackles were the most by a Rebel defensive lineman since 2018. Williams was ultimately the top draft pick for Ole Miss in the 2022 NFL Draft, going 56th overall to the Dallas Cowboys in the second round.

Joyner, who was named to 247Sports' 30under30 list in 2018 and 2019, spent three seasons mentoring defensive linemen at SMU. In 2019, Joyner's line was part of a defense that ranked No. 1 in the FBS for sacks per game at 3.92 and in the top three in tackles for loss at 8.5.

That season, Joyner mentored Second Team All-AAC selection Delontae Scott, who ranked second in the league (16th NCAA) in tackles for loss with 1.4 per game. Scott finished the season with 18.0 TFLs, ranking him second all-time in a season at SMU. His 10.0 sacks placed him fourth on the Mustangs' single-season list and his career total (18.0) tied him for sixth all-time by a Mustang.

During the 2016 and 2017 seasons, Joyner was as a defensive graduate assistant with the Buckeyes, working primarily with the team's defensive line. Ohio State went 23-4 during his two seasons with a trip to the CFP Semifinals in 2016 and a Big Ten Championship and win in the Cotton Bowl in 2017.

He served in the same capacity during the 2015 season at Hawaii. Joyner's coaching career began as a volunteer assistant with the Mustangs.

A four-year letterwinner at SMU, Joyner played in 50 games registering 240 total tackles, 10.5 tackles for loss, six forced fumbles and four interceptions. As a senior, Joyner was a semifinalist for the Campbell Trophy.

He and his wife, Trimiesha, have one daughter, Aniyah. Joyner has a bachelor's in sport management from SMU in 2014, and a master's in kinesiology from Hawaii in 2017.



Wes
NEIGHBORS III
Assistant Coach • Safeties
1st Season




WES NEIGHBORS III BREAKDOWN

COACHING CAREER

- 2023-Pres.....Ole Miss (Safeties)
- 2022Maryland (Safeties)
- 2021Louisiana (Safeties)
- 2020USF (Safeties)
- 2018-19.....FAU (Safeties)
- 2015-17.....Alabama (Analyst)
- 2014Alabama (Graduate Assistant)
- 2013Alabama (Defensive Intern)
- 2011-12.....Alabama (Student Assistant)

PERSONAL

- At Louisiana, the Ragin' Cajuns had one of the top defenses in 2021 at 14th nationally allowing only 190.1 passing yards per game.
- Under his guidance, in 2019 FAU led the nation in total takeaways (33) and interceptions (22).
- A member of special teams units for Alabama from 2008-11, winning BCS titles in 2009 and 2011.

Wes Neighbors III is in his first year as safeties coach at Ole Miss.

Neighbors arrives in Oxford after serving as a position coach at Maryland, Louisiana, South Florida and Florida Atlantic throughout his coaching career. He was on Lane Kiffin's staff at FAU during the 2018 and 2019 seasons.

The Huntsville, Alabama, native spent the 2022 season as the safeties coach at Maryland. With the Terps, Neighbors mentored Maryland's top two tacklers in Beau Brade and Dante Trader Jr. Brade and Trader tied for the most interceptions on the team with two.

Neighbors also coached safeties at Louisiana in 2021, helping lead the Ragin' Cajuns to a historic 13-1 season and a Sun Belt championship. The season culminated with a win in the R+L New Orleans Bowl against Marshall where he served as the interim defensive coordinator, holding Marshall to just 21 points.

Under Neighbors' tutelage, Louisiana had one of the best defenses in the nation in 2021, standing 14th in the FBS in passing yards allowed at only 190.1 yards per game. The Cajun defense only allowed 18.5 points per game and held eight opponents under 20 points.

Neighbors spent the 2020 season at South Florida, where he helped coach a secondary that produced 10 interceptions. Mekhi LaPointe was one of the top defensive players on the team under Neighbors' tutelage, ranking second on the team with two interceptions and third among secondary players with 33 tackles.

In his first stint on Kiffin's staff, Neighbors helped FAU's defense become one of the best in the nation. In 2019, the Owls set a program record with 21 interceptions and led the nation in total takeaways (33), interceptions (22) and turnover margin (+21).

In his first season at FAU (2018), Neighbors' safeties unit was led by senior Jalen Young, a second team All-Conference USA selection that ended his career tied among all active FBS players with 13 interceptions and finished second on the team with 59 tackles.

Neighbors began his coaching career as an Alabama student assistant (2011-12), working with the special teams and running scout practice periods, before assuming an off-field graduate assistant role with special teams. In 2013-14, Neighbors moved to defensive intern where he worked with the outside linebackers, organized opponent data and led the scout team unit for a defense that was ranked No. 5 nationally in 2013.

He then served one year as a defensive graduate assistant (2014-15), assisting the defensive coordinator and helping develop Butkus Award winner and All-American Reuben Foster and All-American Reggie Ragland.

In the spring of 2015, Neighbors moved into a defensive analyst position. During his time as a staff member at Alabama, the Tide held no lower than a No. 3 national ranking (2015) and garnered the No. 2 spot in 2016 and 2017. Neighbors was a part of teams that played in the Peach and Cotton Bowls and won two SEC Championships.

As a player, Neighbors was a safety and a member of special teams units for the Crimson Tide from 2008-11. He played on two national championship teams, winning BCS titles in 2009 and 2011.

Neighbors graduated from Alabama with honors in 2011, earning a bachelor's degree in commerce and business administration. He continued his education in Tuscaloosa, earning a Master of Science degree in marketing in 2012.



DERRICK NIX BREAKDOWN

COACHING CAREER

- 2022-Pres.....Ole Miss (Asst. HC/Wide Receivers)
- 2020-21.....Ole Miss (Wide Receivers)
- 2008-19.....Ole Miss (Running Backs)
- 2007Atlanta Falcons (Quality Control)
- 2004-06.....Southern Miss (Running Backs)
- 2003Southern Miss (Graduate Assistant)

PERSONAL

- In first season as wide receivers coach, guided Elijah Moore to an All-America season that included leading the nation in receiving yards per game and receptions per game along with being selected as a Biletnikoff Award finalist.
- Has coached record-setting Rebel running backs Brandon Bolden, Dexter McCluster, Jeff Scott and Jaylen Walton.
- Ranked as the No. 21 recruiter in 2014 by 247Sports.
- First running back in Southern Miss and C-USA history to rush for 1,000 yards or more in three seasons.
- He and his wife, Allison, have a daughter, Ava.

derrick NIX

Assistant Head Coach • Wide Receivers

16th Season



Derrick Nix is in his 16th year on the Ole Miss coaching staff. After spending 12 seasons as running backs coach, Nix enters his fourth season as the Rebels' wide receivers coach and his second as the assistant head coach.

Nix's first season as wide receivers coach was a memorable one as he guided Elijah Moore to an All-America campaign. Being coached by Nix for the first time, Moore led the nation in receiving yards per game (149.1) and receptions per game (10.8) on his way to being named a finalist for the Biletnikoff Award as one of the best wide receivers in college football. Following his spectacular season, Moore was drafted in the second round of the 2021 NFL Draft by the New York Jets.

Nix has tutored some of the most productive backs in Ole Miss history in Dexter McCluster, Brandon Bolden, Jaylen Walton, Jordan Wilkins and Scottie Phillips, while the Rebels have ranked top-three in the SEC in rushing three times.

Ever since his arrival in Oxford, Nix has been one of the best recruiters in the SEC. He is known for his strong recruiting in the state of Mississippi, and 247Sports ranked Nix as the No. 21 recruiter in the country in 2014.

Im 2019, Nix coached a rushing attack that ranked second in the SEC and ninth nationally with 251.3 yards per game. The trio of Jerrion Ealy (722 yards), Phillips (542 yards) and Snoop Conner (512 yards) combined for 1,776 yards and 16 touchdowns on the ground.

In 2018, Phillips made a smooth transition from junior college to the FBS ranks thanks to Nix's tutelage. He was on pace to become the second Rebel to eclipse 1,000 yards in as many seasons before an injury limited him over the final three games of the year. However, Phillips finished with 928 yards and 12 touchdowns on the ground, while Isaiah Woullard emerged with 510 all-purpose yards in his first season as a Rebel.

During the 2017 campaign, Wilkins thrived under Nix's guidance. The senior running back rushed for 1,011 yards to become just the fifth Rebel in school history to eclipse the 1,000-yard mark in a single season. Wilkins added 10 touchdowns (nine rushing, one receiving), as Ole Miss running backs accounted for 15 TDs throughout the year.

With a variety of running backs with different styles and strengths at his disposal, Nix helped the 2015 Ole Miss squad lead the SEC and rank top 10 nationally in scoring (40.8) and total offense (517.8 ypg). The Rebels eclipsed 600 yards of total offense in three games, a school record, and more than 200 yards

rushing in six contests.

In 2013, Nix helped the Ole Miss offense rank top five in the SEC and top 25 nationally in total offense (473.3 ypg), which also broke the school record at the time. Led by a bevy of talented rushers, the Ole Miss ground game was a headache for many opposing defenses to try and stop.

In 2012, Nix helped the Rebel run game increase its average by 40 yards from 2011 to 2012. The Rebels finished fifth in the SEC with 173.8 rushing yards per game.

The Nix backfield stable helped Ole Miss register the third-best ground game in the SEC in 2010 (207.58 ypg), while Bolden ranked No. 5 in the league in rushing (976 yards). A Nix pupil for the duration of his career, Bolden finished second in school history in both total touchdowns (33) and rushing TDs (27), third in all-purpose yards (3,681) and fourth in rushing yards (2,604).

In 2009, McCluster became the first player in SEC history with 1,000 rushing yards (1,169) and 500 receiving yards (520) in the same season.

In his first season with the Rebels, Nix helped construct a running attack that ranked second in the SEC. Using a balanced attack, the Rebels featured three rushers that piled up at least 500 rushing yards in McCluster (655), Cordera Eason (647) and Bolden (542).

Nix, one of the best-known players to ever wear a Southern Miss uniform, began his four-year stint on the Golden Eagles sidelines as a defensive graduate assistant in 2003. The following year, Nix was promoted to tight ends coach before being appointed to the running backs coaching position, where he spent two years.

In 2006 under Nix's direction, the Southern Miss running backs ran for 2,378 yards and scored 23 touchdowns, the first time the Golden Eagles ran for over 2,000 yards since 1987.

A three-time all-conference selection, Nix was a record-setting running back throughout his Southern Miss playing days and was named to the USM "Team of the Century."

Nix was the first Golden Eagle ever to rush for 1,000 yards in each of his freshman and sophomore campaigns and the only Southern Miss and C-USA player ever to rush for 1,000 yards or more in three seasons.

The Attalla, Alabama, native was born Feb. 22, 1980 and is a 2002 Southern Miss graduate with a bachelor's degree in sports administration. Nix and his wife Allison have one daughter, Ava.



jake SCHOONOVER

Assistant Coach • Special Teams Coordinator
1st Season



JAKE SCHOONOVER BREAKDOWN

COACHING CAREER

- 2023-Pres.....Ole Miss (Special Teams Coordinator)
- 2022Arkansas St. (ST Coord./Safeties)
- 2021Kansas (Special Teams Coordinator)
- 2018-20.....Bowling Green (ST Coord./LBs)
- 2011-17.....Illinois St. (Special Teams Coord./LBs)
- 2010Illinois Wesleyan (Defensive Backs)

PERSONAL

- Has 13 years of experience coaching at the collegiate level, including nine seasons as a special teams coordinator.
- Has led special teams improvements at each of his stops, including owning the FBS' No. 2 kickoff return defense while at Kansas in 2021 (12.7 ypr)
- Also has experience coaching linebackers, defensive backs and safeties.
- Started 30 games at linebacker for Missouri Western, where he was a team captain and graduated with a bachelor's degree in physical education in 2008. He also earned a master's in sports management from American Public University in 2010.
- He and his wife, Katherine, have two children: a son, Jackson, and a daughter, Kenley.

Jake Schoonover is in his first season as the special teams coordinator at Ole Miss.

Schoonover, who spent last season at Arkansas State as special teams coordinator and safeties coach, has 13 years of experience coaching at the collegiate level.

In Schoonover's one season with the Red Wolves, he helped A-State rank No. 35 nationally in kickoff returns (21.7 yards per return) and No. 34 in kickoff return defense (18.04 yards per return). He also mentored true freshman kicker Dominic Zvada. A Lou Groza Award semifinalist and freshman All-American, Zvada broke the Sun Belt Conference single-season record by a true freshman for points by kicking in a season with 81, going 17-for-18 in field goal attempts in 2022.

Schoonover joined Arkansas State after spending the 2021 season at Kansas as the Jayhawks' special teams coordinator and outside linebackers coach.

Under Schoonover's direction, Kansas ranked second in the nation in kickoff return defense (12.7 ypr), 11th in punt returns (13.5 ypr) and 38th in kickoff returns (23.0 ypr). He helped the Jayhawks kickoff unit improve their national ranking from 127th in 2020 to second in 2021, while their ranking in punt returns led the Big 12 Conference and jumped from 128th to 11th during Schoonover's lone season with the program.

Immediately prior to his time at Kansas, Schoonover spent three seasons at Bowling Green. He joined the staff in 2018 as linebackers coach, before adding special teams responsibilities one season later. He also coached safeties during his time with the Falcons.

In 2020, Bowling Green was second in the MAC in kickoff returns and fourth in punt returns. The Falcons also ranked fifth in field goal percentage and were perfect on extra-point attempts. During the 2019 campaign, Bowling Green's special teams unit blocked a punt, blocked a field goal and forced two muffed kicks in the same game, topping rival Toledo 20-7.

Also in 2020, linebacker Darren Anders finished fifth in the MAC in tackles per game at 11.0 and was named Academic All-MAC.

Prior to his time at Bowling Green, Schoonover spent seven seasons at Illinois State. He began his career with the Redbirds as the linebackers coach in 2011, before adding the title of special teams coordinator in 2013.

Schoonover mentored some of the top linebackers in the history of the Illinois State program during his time there, including middle linebacker Pat Meehan, who earned back-to-back first-team all-conference honors.

In his role as special teams coordinator, Schoonover worked with kicker Nick Ausieker, who finished as the school's all-time leading scorer with 310 points. In 2014, punter CJ Laros earned second-team all-conference honors and averaged 40.6 yards per punt, which went down as the third-best single-season mark in school history.

The Redbirds also had a prolific return game under Schoonover, similar to Bowling Green. In his first year, Illinois State returned both a punt and a kickoff in the same season for the first time in more than five years. Punt returner Tevin Allen also earned postseason honors for the Redbirds, averaging a league-best 27.9 yards per return.

Schoonover spent the 2010 season at Illinois Wesleyan, where he coached defensive backs and assisted with special teams duties. In 2009, Schoonover was an assistant at Illinois State, working with the program's offensive line and wide receivers.

He played collegiately at Missouri Western State, where he started 30 games at linebacker and was a team captain. He played two seasons for the arena league Peoria Pirates as a linebacker and wide receiver.

Schoonover earned a degree in physical education from Missouri Western in 2008 and received a master's degree in sports management with a concentration in administration in 2010 from American Public University. Schoonover and his wife, Katherine, have one son, Jackson, and one daughter, Kenley.



KEVIN SMITH BREAKDOWN

COACHING CAREER

- 2023-Pres.....Ole Miss (Running Backs)
- 2022Miami
- 2020-21.....Ole Miss (Running Backs)
- 2017-19.....Florida Atlantic (Running Backs)

PERSONAL

- In his last season in Oxford, led three-headed rushing attack that ranked No. 12 in the FBS at 217.6 ypg
- Coached the SEC's leading rushing attack in his first season at Ole Miss (210.6 ypg).
- Mentored the FAU running backs to three straight 2,000-yard rushing efforts.
- Coached Devin Singletary, who ranked sixth nationally in rushing yards per game (285.3) and was named C-USA MVP.
- Set 17 school rushing records as an All-American at UCF, including an FBS single-season record with 450 carries.
- He and his wife, Tisha, have six children: Kevin Jr., Dennis, Kai, Dennisha, Summer and Paris

kevin SMITH

Assistant Coach • Running Backs

3rd Season



Kevin Smith is in his first year back as the running backs coach at Ole Miss after serving in the same capacity with the Rebels during the 2020 and 2021 seasons.

Smith was most recently the running backs coach at Miami during the 2022 season.

In his last season in Oxford, three of Smith's running backs ranked in the top 25 of the Southeastern Conference in total rushing yards at the end of the regular season — Jerrion Early, Snoop Conner and Henry Parrish. Ole Miss ranked No. 12 in the FBS in rushing yards in 2021, amassing 2,829 yards on the ground for an average of 217.6 per game.

Smith made an immediate impact in Oxford with the SEC's leading rushing attack in 2020. Ole Miss averaged 210.6 yards per game on the ground to top the conference and rank 26th nationally. Rebel running backs scored 19 touchdowns over the 10-game season. The sophomore duo of Jerrion Ealy and Snoop Conner accounted for 17 of those touchdowns with Ealy's nine leading all Rebels and ranking sixth in the SEC. Under Smith's guidance, Ealy earned second team All-SEC honors from Pro Football Focus.

Smith served as running backs coach for Kiffin at FAU from 2017-19, helping capture a pair of Conference USA titles. Prior to Smith's arrival in Boca Raton, the Owls had tallied two seasons in which they had surpassed the 2,000-yard rushing mark as a team since the program started in 2001. Smith mentored the FAU running backs to three straight 2,000-yard rushing efforts.

Under Smith's tutelage at FAU, Devin Singletary became the first running back in NCAA history to score 29 touchdowns in a season since Smith did it himself as a star at UCF. Singletary, whose 33 total TDs rank third all-time in single-season touchdowns, was named C-USA's MVP in Smith's first year at FAU.

The 2017 FAU running back ranked No. 6 nationally in rushing yards per game (285.3). The No. 6 national ranking was a jump of 45 spots from the previous year. Singletary and Kerrith Whyte, Jr. were both drafted in the 2019 NFL Draft.

Smith is no stranger to rushing records. The Miami native set 17 school rushing records at UCF, including an FBS single-season record with 450 carries and 13 100-yards performances in 2007.

After earning first team All-America honors his junior season at UCF, Smith was selected in the 2008 NFL Draft by the Detroit Lions in the third round. He went on to play five years for the Lions, amassing 17 rushing touchdowns while battling injuries during his career.

Smith graduated from UCF in 2015 with a degree in liberal studies. Smith and his wife Tisha have six children: Kevin Jr., Dennis, Kai, Dennisha, Summer and Paris.



charlie
WEIS JR.

Assistant Coach • Co-Offensive Coordinator/Quarterbacks

2nd Season

CHARLIE WEIS JR. BREAKDOWN

- COACHING CAREER**
- 2022-Pres....Ole Miss (Co-Off. Coord./QBs)
 - 2020-21.....USF (Offensive Coordinator)
 - 2018-19.....Florida Atlantic (Off. Coord./QBs)
 - 2017Atlanta Falcons (Offensive Analyst)
 - 2015-16.....Alabama (Offensive Analyst)
 - 2012-14.....Kansas (Undergraduate Manager)
 - 2011Florida (Quality Control)

- PERSONAL**
- Earned his bachelor's in psychology with a minor in sociology from Kansas in 2015.
 - He and his wife, Jennifer, have one child: Boston Maverick.
 - His father, Charlie, served as head coach at both Notre Dame and Kansas, and was a longtime NFL assistant -- including a stop with the New England Patriots from 2000-04, where he won three Super Bowls.

Charlie Weis Jr. was named the Ole Miss co-offensive coordinator and quarterbacks coach on Jan. 17, 2022.

In his first season with the Rebels in 2022, Weis helped oversee an Ole Miss offense that posted the No. 4 total offensive average in school history at 496.4 yards per game. Ole Miss ranked eighth in the FBS and third in the SEC at that total offense number, while leading the conference and ranking third nationally at 256.6 rushing yards per game -- led by a new school record 3,336 yards.

Weis also mentored Ole Miss quarterback Jaxson Dart to an effective first season with the Rebels, who ended the season sixth in the SEC in total offense (276.0 ypg).

Weis Jr. joined the Rebels after two seasons as the offensive coordinator at South Florida. At USF, Weis helped running back Jaren Mangham rush for a team-leading 671 yards and 15 touchdowns. His 15 touchdowns ranked third in the league and tied for second all-time in USF single-season history with Marlon Mack (2016).

Prior to South Florida, Weis Jr. spent the previous two seasons as offensive coordinator and quarterbacks coach under Kiffin at FAU, where he helped lead the Owls to the 2019 Conference USA Championship and offenses that ranked in the top 20 in scoring and total offense.

Weis' 2019 FAU offense ranked 14th nationally in scoring (36.4 ppg) and 27th in total offense (448.6 ypg). Sophomore quarterback Chris Robinson ranked sixth nationally in passing yards and 16th in passing touchdowns, while tight end Harrison Bryant won the Mackey Award as the nation's top tight end and was a unanimous first team All-American.

Weis' 2018 Owl offense ranked 14th nationally in total offense (478.8 ypg) and 13th in rushing (241.8 ypg) as running back Devin Singletary finished 11th nationally in rushing yards (1,348) and yards per game (112.3 ypg) and second with 22 rushing touchdowns.

Prior to arriving at FAU, Weis had stops with two NFL organizations, the Atlanta Falcons and New England Patriots, and three other universities, including Alabama, Kansas and Florida.

Weis served as an offensive analyst for the defending NFC champion Falcons during the 2017 season, after a short stint as FAU's tight end coach from December 2016 to February 2017.

He served two seasons (2015 & 2016) as an offensive analyst under head coach Nick Saban and offensive coordinator Kiffin at Alabama, working with the Tide's quarterbacks and running backs. At

Alabama, Weis was a part of a 30-2 record, winning two SEC Championships and one national championship and worked directly with Heisman Trophy-winning running back Derrick Henry during the 2015 season. Weis provided in-season details on opponent's defensive schemes, worked with in-game communications for adjustments, aided in national recruiting efforts for the running backs and aided in offseason fourth quarter program on speed and agility drills.


Prior to Alabama, Weis spent three seasons (2012-14) as an undergraduate team manager on his father Charlie Weis' staff at the University of Kansas. He assisted the position coaches in practice by administering and directing drills, ran position meetings for the quarterbacks, running backs and wide receivers and led opponent breakdown.

He gained extra experience in 2014 (July-August) as a New England Patriots Volunteer Training Camp intern. In that role, he worked with the offensive staff and assisted tight end coach Brian Daboll, creating highlight and lowlight cutups and coordinating quarterback practice production notes.

Weis also served as an offensive quality control coach at the University of Florida (2011), focusing his efforts with the wide receivers.

Weis, born April 29, 1993, earned his BS in psychology with a minor in sociology from the University of Kansas in 2015. He and his wife, Jennifer, welcomed their first child, Boston Maverick, in May of 2021.


His father, Charlie, served as head coach at Notre Dame and Kansas and was a longtime NFL assistant, including serving as offensive coordinator for the New England Patriots (2000-04) during three Super Bowl winning seasons.



AUSTIN THOMAS
Football
General Manager



TOM LUKE
Associate A.D.
for Player Dev.




THADDEUS RIVERS
Associate A.D.
for Football Ops



ALEX COLLINS
Assistant A.D.
for Recruiting




KEN CRAIN
Assistant A.D.
Equipment



ZACH HAMMAN
Assistant A.D.
for Creative



MALLIKAH LITTLE
Assistant A.D.
for Player Pers.



HEATH DEDEAUX
Grad Assistant
for Offense



LOU SPANOS
Lead
Analyst



PATRICK CARTER
Senior
Analyst



STERLIN GILBERT
Senior
Analyst



DANE STEVENS
Senior
Analyst



ENRIQUE DAVIS
Analyst



BRANDON DEADERICK
Analyst




DP EYMAN
Analyst



MONTE KIFFIN
Analyst



HUNTER MACKAY
Analyst



KODY SCHEXNAYDER
Analyst



NICK SAVAGE
Head Football
Strength Coach



ZACK AKENBERGER
Associate Head
Strength Coach



ANTHONY HENDERSON
Assistant
Strength Coach



JORDAN SIMS
Assistant
Strength Coach



DEVANTE WILSON
Assistant
Strength Coach



BETH SCHWARTZ
Director of
Sports Nutrition



MACKENZIE MORRIS
Director of
Recruiting



ADDISYN GOODSON
Manager of
Recruiting



KELVIN BOLDEN
Coordinator of
Recruiting



PRESTON TIFFANY
Director of
Player Personnel



ALEX FAULK
Director of
HS/JC Relations



CHELSEA VAUGHN
Asst. Director
Player Dev.



RISHI DESAI
Director of
Scouting



LUCI STRICKLAND
Coordinator of
Football Ops



TYLER VIENS
Coordinator of
Football Ops



FISHER ADKINS
Manager of
Creative Media



JACOB BROWN
Manager of
Creative Video



WILL DAY
Manager of
Creative Video



MATTHEW ENGELBERT
Coordinator of
Video Services



KATE DE STEUBEN
Asst. Coordinator
of Video Services



PAT JERNIGAN
Head Football
Athletic Trainer



MITCHELL MAZUR
Senior Football
Athletic Trainer



KEVIN KEYS
Assistant Football
Athletic Trainer



NATE YOST
Assistant Football
Athletic Trainer



BARRY BOYD
Head Equipment
Manager



ANDREW MCDOWELL
Assistant Equipment
Manager



CAM AIKEN
Offensive
Assistant



AARON FLETCHER
Defensive
Assistant



FISHER RAY
Offensive
Assistant




JAY SHOOP
Defensive
Assistant



MADDY GALLEGOS
Recruiting
Assistant



JONATHAN HESS
Recruiting
Assistant



CONNOR LAWSON
Player Personnel
Assistant



MEGAN MCCURDY
Assistant to the
Head Coach



ALICIA VANLANDEGHEM
Administrative
Support Specialist



HOTTY TODDY!

Explosive Rushing Attack Returns for 2023

Lane Kiffin and the Rebels head into 2023 coming off a 2022 campaign that saw Ole Miss post an 8-5 record and made their third straight bowl appearance.

Looking to replace 45 letterwinners, Ole Miss has added a new infusion of talent to the 2023 roster, including 25 new transfers and 28 true freshmen out of the high school ranks. The Rebels have been as active as ever in the transfer portal, with Ole Miss now owning 46 total transfers on the roster.

Among those 25 new transfers were 20 mid-year enrollees who participated in spring ball -- 13 of which came from Division I and helped contribute to a No. 4 class team ranking in the On3 transfer rankings at the time. Ole Miss claimed four of the top 50 available transfers, according to On3.

Ole Miss returns seven starters from a 2022 Rebel squad that ranked No. 3 nationally in rushing offense (256.6) and No. 8 in total offense (496.4). The Rebels averaged 6.4 yards per play, which ranked as the fifth-best mark in program history.

One of the key position battles headed into spring camp will be at the quarterback position. Junior **Jaxson Dart** returns for the Rebels after starting 12 games under center in 2022. Dart completed 62 percent of his passes for 2,974 yards and 20 touchdowns. He also ran for 614 yards on 128 carries. Transfers **Spencer Sanders** and **Walker Howard** will look to challenge Dart for the starting role. Sanders appeared in 43 career games for Oklahoma State, earning 2019 Big 12 Offensive Freshman of the Year and 2021 first team All-Big 12 accolades. Howard, a transfer from LSU, is Ole Miss' highest rated transfer according to 247Sports, coming in at No. 35.

Record-setting running back, **Quinshon Judkins**, returns after breaking multiple rushing records during his freshman campaign. Judkins led the SEC and ranked top-10 nationally in rushing yards (1,567), rushing touchdowns (16) and total touchdowns (17). **Zach Evans** departs for the NFL, but **Ulysses Bentley IV** returns to add depth to the running back room.



*Junior **Jaxson Dart** started 12 games at QB for the Rebels in 2022, throwing for 2,974 yards and 20 TDs.*

Jordan Watkins is Ole Miss' lone starting receiver returning after the departure of **Jonathan Mingo** and **Malik Heath**. Watkins hauled in 40 catches for 449 yards and two TDs last season. Similar to the quarterback position, the Rebels found several talented transfers at the receiver position that should step in and provide immediate experience. **Tre Harris** earned first team All-Conference USA honors after tallying 935 receiving yards and 10 TDs last year at Louisiana Tech. **Dayton Wade** will also add depth and will see playing time at wideout.

At tight end, **Michael Trigg** returns as Ole Miss' lone returning producer at the position from 2022. Memphis tight end, **Caden Prieskorn**, adds yet another threat to the Ole Miss offense. In three years with the Tigers, Prieskorn cemented himself as one of the top aerial threats in the AAC after earning numerous accolades that include being named a 2022 first team All-AAC selection by PFF and Phil Steele.

Arguably one of the deepest positions again for the Rebels in 2023 will be the offensive line. 2022 starters, **Jeremy James**, **Caleb Warren**, **Micah Pettus** and **Jayden Williams** all return to help anchor the Ole Miss offensive line.

The Rebels will need to replace a large portion of their defensive unit as Ole Miss loses seven starters from its 2022 squad. New defensive coordinator **Pete Golding** will be in charge of turning around a Rebel squad that allowed 388 yards per game last season.

Four letterwinners return for Ole Miss on the interior of the defensive line. **JJ Pegues** appeared in 12 games for the Rebels last year, registering 26 total tackles and five tackles for loss. Returners **Jamond Gordon** and **DeSanto Rollins**, along with NC State transfer, **Joshua Harris**, will all vie for playing time.

The Rebels will have to replace NFL Draft pick in **Tavius Robinson** at defensive end. Ole Miss will lean heavily on **Jared Ivey** and returning starter and active career sacks leader, **Cedric Johnson**. Ivey and Johnson tallied 37 and 32 tackles respectively last season.

Ole Miss returns seven letterwinners at linebacker, including **Ashanti Cistrunk** and **Khari Coleman**. Cistrunk



Ole Miss returns four of its five starting offensive linemen from its SEC leading and FBS No. 3 rushing attack in 2022, including preseason All-America selection **Micah Pettus**.

is the Rebels' leading returner with 72 tackles last year. Coleman tallied 42 total tackles in 2022, including 10 TFLs. Transfers **Monty Montgomery** and **Jeremiah Jean-Baptiste** enrolled in the spring and will all compete for playing time.

Deantre Prince will be the returning starter and veteran at cornerback and in the Rebel defensive backfield. Prince recorded 39 tackles and 11 pass breakups last year. **John Saunders Jr.** and **Zamari Walton**, who have combined to appear in 70 FBS contests, have both transferred in and will see action at cornerback.

Ole Miss loses three of its four starters at safety and nickelback. **Isheem Young** returns after tallying 66 tackles last season. **Ladarius Tennison** and **Trey Washington** are both back for the Rebels. Tennison registered 54 tackles and 10 tackles for loss last year while Washington appeared in all 13 games with three starts.

QUARTERBACKS

- **Jaxson Dart** returns after throwing for 2,974 yards and 20 TDs.
- Oklahoma State transfer **Spencer Sanders** will join the Rebels for spring ball and has started 41 career collegiate games.
- Sanders earned 2019 Big 12 Offensive Freshman of the Year and 2021 first team All-Big 12 accolades.
- **Walker Howard**, an LSU transfer, will join the Rebels in the spring.
- As a prep star, Howard was an Elite 11 participant and the 2020 Louisiana Gatorade Player of the Year.

RUNNING BACKS

- **Quinshon Judkins** returns after a record-breaking 2022 season.
- Judkins led the SEC and ranked top-10 nationally in rushing yards (1,567), rushing touchdowns (16) and total touchdowns (17).
- **Ulysses Bentley IV** returns to add depth to the running back room after scoring four touchdowns in 2022 before injuries sidelined him.

WIDE RECEIVERS

- **Jordan Watkins** is back for 2023 after hauling in 40 catches for 449 yards and two touchdowns last year.
- **Dayton Wade** also returns after tallying three receiving TDs in 2022.
- Transfer **Tre Harris** earned first team All-Conference USA honors at Louisiana Tech after hauling in 65 catches for 935 yards and 10 TDs.
- **Bralon Brown**, **Qua Davis**, **JJ Henry** and **Jalen Knox** will all add depth at wideout.
- Four-star prep star **Cayden Lee** enrolled early and participated in spring drills.

RETURNING STATISTICAL LEADERS

PASSING	Comp.-Att.	Yards	TD/Int	Pct.	Effic.
Jaxson Dart	226-362	2,974	20/11	62.4	143.6
RUSHING	Att.	Yards	Avg.	TD	
Quinshon Judkins	274	1,567	5.7	16	
Jaxson Dart	128	614	4.8	1	
Ulysses Bentley IV	16	73	4.6	4	
RECEIVING	Rec.	Yards	Avg.	TD	
Jordan Watkins	40	449	11.2	2	
Dayton Wade	27	309	11.4	3	
Michael Trigg	17	156	9.2	3	
Quinshon Judkins	15	132	8.8	1	
DEFENSE	Total	UT-AT	TFL	Sacks	INT
Ashanti Cistrunk	72	28-44	3.5	1.0	0
Isheem Young	66	30-36	1.5	0.5	1
Ladarius Tennison	54	29-25	10.0	1.0	0
Khari Coleman	42	24-18	10.0	4.5	0
Deantre Prince	39	26-13	1.0	0.0	1

TIGHT ENDS

- Letterwinner **Michael Trigg** returns at the TE spot.
- **Caden Prieskorn**, a transfer from Memphis, will be a factor for the Rebels in 2023.
- Prieskorn hauled in 48 catches for 602 yards and seven TDs last year.
- Returner **Kyirin Heath** will add depth to the position.
- Three-star prospect **Jayvontay Conner** joined the Rebels in the spring.

OFFENSIVE LINE

- The Rebels return starters **Jeremy James**, **Caleb Warren**, **Micah Pettus** and **Jayden Williams**.
- James allowed zero sacks in 430 pass blocks last season.
- Warren started 12 games at center last year and has registered 31 starts over the last three seasons.
- Pettus earned third team All-America accolades after nine starts at right tackle in 2022.
- Transfers **Victor Curne** and **Quincy McGee** enrolled in the spring and will vie for playing time on the line.
- **Eli Acker**, **Cam East**, **Reece McInyre**, **Cedric Melton** and **Cedrick Nicely** will all push for spots on the line.

DEFENSIVE TACKLES

- **JJ Pegues** returns at defensive tackle for the Rebels after appearing in 12 games last year.
- Pegues tallied 26 total tackles in 2022, with five tackles for loss.
- **Jamond Gordon** and **DeSanto Rollins** are returning letterwinners who will also add depth.
- **Joshua Harris**, a transfer from North Carolina State, will compete for playing time as well.
- Harris appeared in 31 career games with the Wolfpack.

DEFENSIVE ENDS

- The Rebels will have to replace NFL Draft pick **Tavius Robinson** at defensive end.
- **Cedric Johnson** is back after starting eight games in 2022 and finishing the season with four sacks.
- Returning letterwinner **Jared Ivey** started seven games last season and tallied 37 total tackles and 4.5 tackles for loss.

LINEBACKERS

- Ole Miss returns seven letterwinners at linebacker, including **Ashanti Cistrunk** and **Khari Coleman**.
- Cistrunk is the Rebels' leading returner with 72 tackles last year.
- Coleman tallied 42 total tackles in 2022, including 10 TFLs.
- Transfers **Monty Montgomery** and **Jeremiah Jean-Baptiste** enrolled in the spring and will all compete for playing time.
- Montgomery tallied 70 total tackles, including 11 tackles for loss and six sacks for Louisville last season.
- Jean-Baptiste is a two-year starter at UCF and has posted two straight 50-tackle seasons.

CORNERBACKS

- **Deantre Prince** will be the returning starter and veteran at cornerback and in the Rebel defensive backfield.
- Prince recorded 39 tackles and 11 pass breakups last year.
- **John Saunders Jr.** and **Zamari Walton**, who have combined to appear in 70 FBS contests, have both transferred in and will see action at cornerback.
- Saunders Jr. tallied 52 total tackles and 10 pass breakups at Miami (Ohio) last year on his way to receiving third

All-MAC honors.

- Walton started 37 of his 48 career appearances with Georgia Tech.
- **Demarko Williams** also returns and will vie for playing time.

SAFETIES

- **Isheem Young** and **Ladarius Tennison** will be relied upon heavily in 2023.
- Young tallied 66 total tackles last season as a Rebel.
- Tennison started eight games at defensive back and registered 54 tackles and 10 tackles for loss.
- **Trey Washington** also returns after appearing in all 13 games last year, tallying 31 total tackles.
- Consensus four-star recruit **AJ Brown** enrolled early and went through spring drills.

SPECIALISTS

- Ole Miss will have to replace place kicker **Jonathan Cruz** who was 15-for-17 in field goal attempts last year.
- The Rebels return punter **Fraser Masin**, kicker **Christian Schanefelt**, along with long snappers **Jared Lawrence** and **Carter Short**.
- **Caden Costa** returns after missing the 2022 season.
- Costa was 14-for-17 in 2021 as a true freshman, with a long of 50 yards.
- Transfer **Caden Davis** appeared in 33 career games at Texas A&M and 85 percent of his career kickoffs have gone for touchbacks.



Senior defensive end **Cedric Johnson** is Ole Miss' active career leader in sacks (13.5).



Senior cornerback **Deantre Prince** leads the Rebel secondary with five career INTs.

LETTERWINNER BREAKDOWN

Basic Offense: Spread
 Lettermen Returning/Lost: 50/45
 Offensive Lettermen Returning/Lost: 25/18
 Defensive Lettermen Returning/Lost: 21/26
 Specialists Lettermen Returning/Lost: 4/1

Basic Defense: Multiple
 Starters Returning/Lost: 11/14
 Offensive Starters Returning/Lost: 7/4
 Defensive Starters Returning/Lost: 3/8
 Specialists Starters Returning/Lost: 2/1

LETTERMEN RETURNING (50)

OFFENSE (25)

Quarterbacks

Jaxson Dart

Running Backs

Ulysses Bentley IV
 Matt Jones
 Quinshon Judkins

Wide Receivers

Lex Boucvalt
 Bralon Brown
 Drew Burnett
 Qua Davis
 JJ Henry
 Jalen Knox
 Larry Simmons
 Dayton Wade
 Jordan Watkins

Tight Ends

Kyirin Heath
 Michael Trigg

Centers

Reece McIntyre
 Caleb Warren

Tackles

Cam East
 Cedric Melton
 Micah Pettus
 Jayden Williams

Guards

Eli Acker
 Preston Cushman
 Jeremy James
 Cedrick Nicely

DEFENSE (21)

Tackles

Jamond Gordon
 Zxavian Harris
 JJ Pegues
 DeSanto Rollins

Ends

JJ Hawkins
 Jared Ivey
 Cedric Johnson

Linebackers

Tyler Banks
 Ashanti Cistrunk
 Khari Coleman
 Reginald Hughes

Trip White

Cornerbacks
 Richard O'Bryant
 Deantre Prince
 Jarell Stinson
 Demarko Williams

Safeties

Nick Cull
 Taylor Groves
 Ladarius Tennison
 Trey Washington
 Isheem Young

SPECIALISTS (4)

Kicker

Christian Schanefelt

Punter

Fraser Masin

Long Snappers

Jared Lawrence
 Carter Short

LETTERMEN LOST (45)

OFFENSE (18)

Quarterbacks

Luke Altmyer
 Kinkead Dent

Running Backs

Kentrel Bullock
 Zach Evans
 Bobo Miller
 Isaiah Woullard

Wide Receiver

Brandon Buckhaulte
 Malik Heath
 Jonathan Mingo
 Jaylon Robinson
 Sellers Shy

Tight Ends

Trace Campbell
 Jonathan Hess
 Casey Kelly

Tackles

Tobias Braun

Guards

Nick Broeker
 Mason Brooks
 Jalen Cunningham

DEFENSE (26)

Ends

Demon Clowney
 Brandon Mack
 Tavius Robinson

Tackles

Hamilton Hall
 KD Hill
 Isaiah Iton
 Amani Johnson
 Tywone Malone

Linebackers

Troy Brown
 Andrew Griffith
 Austin Keys
 Danny Lockhart Jr.
 John Porchivina
 Jaron Willis

Cornerbacks

Miles Battles
 Kyndrich Breedlove
 Markevious Brown
 Davison Igbinosun

Safeties

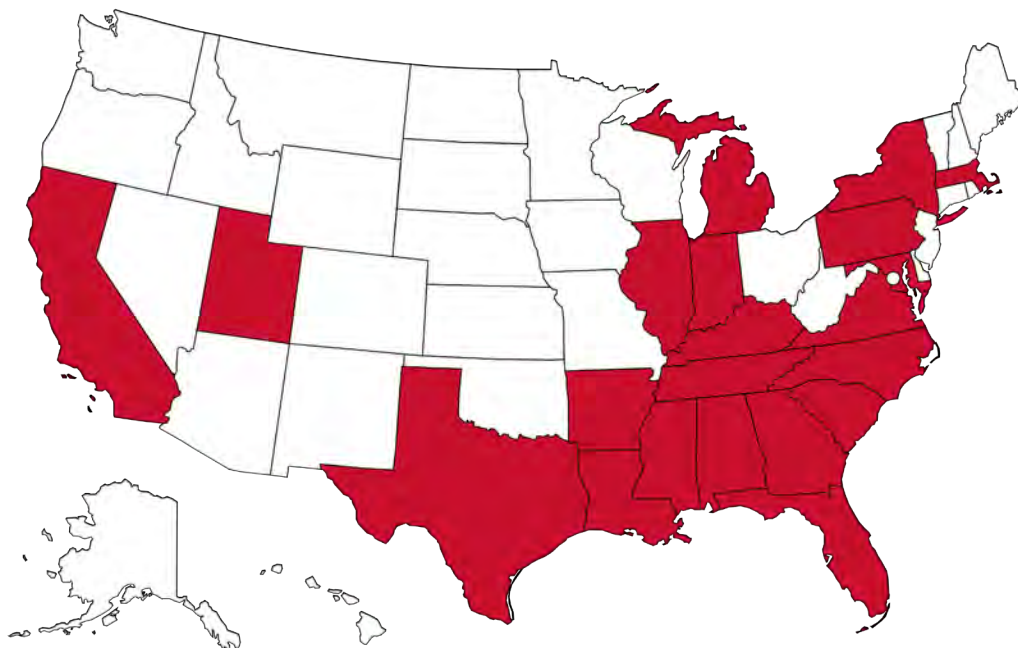
Derek Bermudez
 MJ Daniels
 AJ Finley
 Dashaun Jerkins
 Tysheem Johnson
 Otis Reese
 Elijah Sabbatini
 CJ Terrell

SPECIALIST (1)

Kicker

Jonathan Cruz

GEOGRAPHICAL ROSTER



- Alabama – 8
- Arkansas – 2
- California – 2
- Florida – 13
- Georgia – 18
- Illinois – 1
- Indiana – 1
- Kentucky – 2
- Louisiana – 7
- Maryland – 1
- Massachusetts – 1
- Michigan – 1
- Mississippi – 31
- New York – 1
- North Carolina – 3
- Pennsylvania – 1
- South Carolina – 1
- Tennessee – 9
- Texas – 14
- Utah – 1
- Virginia – 3
- International – 2

ALPHABETICAL

No.	Name	Pos.
73	Eli Acker	OL
37	Austin Acton	RB
36	Joshua Aka	WR
42	Jason Albritton	RB
93	Davis Ambuehl	DE
3	Daijahn Anthony	S
41	John Ross Ashley	DB
13	Deljay Bailey	QB
34	Tyler Banks	LB
24	Ulysses Bentley IV	RB
28	Lex Boucvalt	WR
52	Christian Britt	DE
37	AJ Brown	S
88	Bralon Brown	WR
12	Jakivuan Brown	DE
95	Jamarius Brown	DT
23	Drew Burnett	WR
92	Chamberlain Campbell	DE
28	Jadon Canady	S
36	Ashanti Cistrunk	LB
23	Khari Coleman	LB
80	Jayontay Conner	TE
43	Caden Costa	K
46	Harrison Craig	S
32	Nick Cull	S
77	Victor Curne	OL
55	Preston Cushman	OL
43	Jack Damron	LB
2	Jaxson Dart	QB
41	Caden Davis	K
42	Dylan Davis	S
84	Qua Davis	WR
21	Daniel Demery	S
98	Jaden Dicks	DE
85	Jeremiah Dillon	WR
79	Cam East	OL
72	Ethan Fields	OL
44	Nyseer Fullwood-Theodore	DB
9	DeShawn Gaddie Jr.	CB
97	Jamond Gordon	DT
95	Ben Goubeaux	P
65	Alec Grijalva	OL
26	Taylor Groves	S
50	Tres Harris III	LB
0	Joshua Harris	DT
9	Tre Harris	WR
51	Zxavian Harris	DT
13	Kyirin Heath	TE
46	Salathiel Hemphill	TE
15	JJ Henry	WR
61	Lane Hewett	OL
47	Deelay Holmes Jr.	DE
7	Walker Howard	QB
35	Reginald Hughes	LB
15	Jared Ivey	DE
78	Jeremy James	OL
11	Jeremiah Jean-Baptiste	LB
40	Zach Johansen	S
33	Antione Johnson	LB
2	Cedric Johnson	DE
45	Jackson Jones	DB
40	Matt Jones	RB
4	Quinshon Judkins	RB
31	Torian Kelly	DB
27	Jalen Knox	WR

NUMERICAL ROSTER




No.	Name	Pos.	Ht.	Wt.	Yr.	Hometown/Previous School(s)
0	Joshua Harris	DT	6-4	325	SR*-TR	Roxboro, N.C./Person/North Carolina State
0	Michael Trigg	TE	6-3	240	JR-1L	Tampa, Fla./Carrollwood Day/ USC
1	Ayden Williams	WR	6-3	190	FR-HS	Ridgeland, Miss./Ridgeland
1	Isheem Young	S	5-10	215	SR*-1L	Philadelphia, Pa./Imhotep/Iowa State
2	Jaxson Dart	QB	6-2	220	JR-1L	Kaysville, Utah/Corner Canyon/USC
2	Cedric Johnson	DE	6-3	265	SR*-3L	Mobile, Ala./Davidson
3	Daijahn Anthony	S	6-0	205	SR-TR	Richmond, Va./Henrico/Shepherd/Liberty
3	Spencer Sanders	QB	6-1	210	SR-TR	Denton, Texas/Ryan/Oklahoma State
4	Quinshon Judkins	RB	5-11	210	SO-1L	Pike Road, Ala./Pike Road
4	Suntarine Perkins	LB	6-3	205	FR-HS	Raleigh, Miss./Raleigh
5	John Saunders Jr.	S	6-2	200	SR*-TR	High Point, N.C./High Point Christian/Miami (Ohio)
6	Zamari Walton	CB	6-3	185	SR-TR	Melbourne, Fla./Melbourne Central Catholic/Georgia Tech
7	Walker Howard	QB	6-1	195	FR-TR	Lafayette, La./St. Thomas More Catholic/LSU
7	Deantre Prince	CB	6-0	185	SR-3L	Charleston, Miss./Charleston/Northeast Mississippi CC
8	Monty Montgomery	LB	5-11	220	SR-TR	Norcross, Ga./Hutchinson/Louisville
9	DeShawn Gaddie Jr.	CB	6-1	190	SR-TR	Indianapolis, Ind./Lamar/North Texas
9	Tre Harris	WR	6-2	205	SR*-TR	Lafayette, La./Comeaux/Louisiana Tech
11	Jeremiah Jean-Baptiste	LB	6-2	230	SR-TR	Florida City, Fla./South Dade/UCF
11	Jordan Watkins	WR	5-11	190	SR*-1L	Louisville, Ky./Butler/Louisville
12	Jakivuan Brown	DE	6-3	250	SO-2L	Horn Lake, Miss./Horn Lake
12	Fraser Masin	P	6-5	235	SR*-1L	Brisbane, Australia/St. Joseph's Nudgee College
13	Deljay Bailey	QB	6-1	200	FR-HS	Biloxi, Miss./Petal
13	Kyirin Heath	TE	6-4	235	SO-1L	Mansfield, Texas/Legacy
13	Ladarius Tennison	S	5-9	200	JR-1L	Rockledge, Fla./Rockledge/Auburn
14	Isaac Ukwu	DE	6-3	260	SR-TR	Upper Marlboro, Md./Wise/James Madison
15	JJ Henry	WR	5-9	170	SO-2L	McKinney, Texas/McKinney North
15	Jared Ivey	DE	6-5	265	SR*-1L	Suwanee, Ga./North Gwinnett/Georgia Tech
16	Braden Waterman	QB	6-4	205	FR-RS	Bakersfield, Calif./Bakersfield
16	Teja Young	S	5-11	195	SR-TR	West Palm Beach, Fla./Palm Beach Lakes/FAU
17	Davin Wydner	QB	6-5	220	FR-RS	Cocoa, Fla./Cocoa
19	Dayton Wade	WR	5-9	175	SR*-1L	Atlanta, Ga./Lovejoy/Western Kentucky
21	Daniel Demery	S	6-0	195	FR-HS	Flower Mound, Texas/Parish Episcopal
21	Kedrick Reescano	RB	6-0	210	FR-HS	New Caney, Texas/New Caney
22	Jarell Stinson	CB	5-9	170	SO-1L	Opelika, Ala./Opelika
23	Drew Burnett	WR	6-1	190	FR-RS	Memphis, Tenn./Memphis University School
23	Khari Coleman	LB	6-2	220	SR*-1L	New Orleans, La./G.W. Carver/TCU
24	Ulysses Bentley IV	RB	5-11	200	SR*-1L	Houston, Texas/C.E. King/SMU
24	Richard O'Bryant	CB	5-9	180	SO-1L	Brandon, Miss./Brandon
25	Trey Washington	S	5-11	205	JR-2L	Trussville, Ala./Hewitt-Trussville
26	Taylor Groves	S	6-2	195	FR-RS	Cross Plains, Tenn./East Robertson
27	Jalen Knox	WR	6-0	205	SR.-1L	Arlington, Texas/Mansfield Timberview/Missouri
28	Lex Boucvalt	WR	5-7	155	JR-1L	Austin, Texas/Grapevine Faith/Nicholls State
28	Jadon Canady	S	5-11	180	JR-TR	Jacksonville, Fla./Sandalwood/Tulane
29	Demarko Williams	S	5-10	175	SO-1L	Atlanta, Ga./Westlake
30	Fred McAfee	RB	5-8	200	SO-SQ	Madison, Miss./Germantown
30	Trip White	LB	6-4	205	FR-RS	Little Rock, Ark./Parkview
31	Torian Kelly	CB	5-11	170	SO-HS	Ocean Springs, Miss./Ocean Springs
31	Calvin Wilson	WR	6-1	195	SO-SQ	Thompson's Station, Tenn./Independence
32	Nick Cull	S	5-11	175	FR-RS	Donalsonville, Ga./Seminole County
33	Antione Johnson	S	6-0	205	SR*-TR	Louisville, Ky./Desales/Thomas More
33	Mac Owen	WR	6-1	175	FR-RS	Tunica, Miss./Memphis University School
34	Tyler Banks	LB	6-3	235	SO-1L	Blackstone, Va./Nottoway
35	Joshua Aka	WR	5-10	180	SR*-TR	Starkville, Miss./Starkville/East Mississippi CC
35	Reginald Hughes	DE	6-2	230	SR*-1L	Tunica, Miss./Rosa Fort/Northeast Mississippi CC
36	Ashanti Cistrunk	LB	6-1	230	SR-4L	Louisville, Miss./Louisville
36	Rayf Vinson	WR	6-0	195	SO-SQ	Madison, Miss./Madison-Ridgeland Academy
37	Austin Acton	RB	6-1	195	FR-HS	Meridian, Miss./Lamar
37	AJ Brown	CB	6-1	195	FR-HS	Cordele, Ga./Crisp County
39	Skielar Mann	LB	6-2	205	FR-HS	Fort Valley, Ga./Peach County
39	Joshua Pfeifer	WR	6-1	175	SO-SQ	Nashville, Tenn./Father Ryan
39	Carter Short	LS	5-10	195	SO-1L	Hoover, Ala./Hoover/Alabama
40	Zach Johansen	S	6-1	190	FR-RS	Suwanee, Ga./North Gwinnett
40	Matt Jones	RB	5-7	180	SO-1L	Jackson, Miss./Jackson Prep
41	John Ross Ashley	CB	5-11	180	FR-HS	Vestavia Hills, Ala./Vestavia Hills
41	Caden Davis	K	6-3	200	SR*-TR	Coppell, Texas/Coppell/Texas A&M
42	Jason Albritton	RB	5-10	225	SO-TR	Lithia, Fla./Newsome/USF

No.	Name	Pos.	Ht.	Wt.	Yr.	Hometown/Previous School(s)
42	Dylan Davis	S	6-1	190	FR-HS	Frisco, Texas/Parish Episcopal
43	Caden Costa	K	6-0	200	SO-1L	Mandeville, La./Mandeville
43	Jack Damron	LB	6-1	200	FR-HS	Buford, Ga./Buford
44	Nyseer Fullwood-Theodore	CB	6-3	205	FR-HS	Atlanta, Ga./IMG Academy
44	Ali Scott	RB	6-0	180	FR-HS	Austin, Texas/LBI Early College
45	Jackson Jones	CB	6-0	150	FR-TR	Grand Island, N.Y./Grand Island/Stony Brook
46	Harrison Craig	S	6-1	180	FR-RS	Collierville, Tenn./Collierville
46	Salathiel Hemphill	TE	6-3	245	JR-RS	Winona, Miss./Grenada/Jones College
47	Deelay Holmes Jr.	DE	6-3	230	FR-HS	Pahokee, Fla./Pahokee
47	Wyatt Smalley	TE	6-3	210	FR-HS	Milton, Ga./Milton
48	Charlie Pollock	P	6-1	250	SO-SQ	Marietta, Ga./Walton/Nevada
48	Mark Trigg Jr.	LB	6-3	200	FR-HS	Roswell, Ga./Roswell
49	Jared Lawrence	LS	5-10	200	JR-2L	Lebanon, Tenn./Wilson Central
49	Daniel Newman	S	5-9	195	JR-SQ	Tallahassee, Fla./Lincoln
50	Tres Harris III	LB	6-3	225	FR-HS	Frisco, Texas/Legacy Christian Academy
51	Zxavian Harris	DT	6-7	335	SO-1L	Canton, Miss./Germantown
52	Christian Britt	DE	6-4	210	FR-HS	Greenville, Miss./Washington
54	Caleb Warren	OL	6-5	310	SR*-4L	Louisville, Miss./Nanih Waiya
55	Preston Cushman	OL	6-5	280	FR-RS	St. Petersburg, Fla./Calvary Christian
56	Reece McIntyre	OL	6-5	305	SR*-4L	Buford, Ga./Buford
57	Micah Pettus	OL	6-7	360	SO-1L	Madison, Ala./James Clemens
58	Demarcus Smith	DT	6-3	295	SO-SQ	Birmingham, Ala./A.H. Parker
61	Lane Hewett	OL	6-2	280	FR-HS	Ocean Springs, Miss./St. Martin
62	Brycen Sanders	OL	6-6	295	FR-HS	Chattanooga, Tenn./Baylor School
64	Ethan Morris	OL	6-2	260	FR-HS	Columbia, Miss./Columbia
65	Alec Grijalva	OL	6-4	280	FR-RS	Leesburg, Va./Heritage
66	Cedrick Nicely	OL	6-5	310	SO-1L	Gainesville, Ga./Gainesville
67	Quincy McGee	OL	6-4	320	SR-TR	Hattiesburg, Miss./Hattiesburg/UAB
68	Jack Mills	OL	6-2	325	JR-TR	Medfield, Mass./Dexter Southfield/Georgetown
71	Jayden Williams	OL	6-5	300	SO-1L	Conway, Ark./Conway
72	Ethan Fields	OL	6-3	320	FR-HS	Geismar, La./Dutchtown
73	Eli Acker	OL	6-5	295	JR-3L	Columbus, Miss./Heritage Academy
76	Cedric Melton	OL	6-5	300	JR-2L	Houston, Texas/Klein Cain
77	Victor Curne	OL	6-4	220	SR-TR	Houston, Texas/Second Baptist/Washington
78	Jeremy James	OL	6-5	305	SR*-4L	Cumming, Ga./North Forsyth
79	Cam East	OL	6-7	280	FR-RS	Marrero, La./St. Augustine
80	Jayvontay Conner	TE	6-4	220	FR-HS	Winston-Salem, N.C./East Forsyth
82	Larry Simmons	WR	6-1	190	FR-RS	Moss Point, Miss./Moss Point
83	Cayden Lee	WR	5-11	175	FR-HS	Kennesaw, Ga./Kennesaw Mountain
84	Qua Davis	WR	5-11	210	SR-2L	Biggersville, Miss./Biggersville/ Itawamba CC
85	Jeremiah Dillon	WR	6-2	175	FR-RS	Tylertown, Miss./Tylertown
86	Caden Prieskorn	TE	6-5	255	SR*-TR	Lake Orion, Mich./Orchard Lake HS/Memphis
87	Hudson Wolfe	TE	6-7	230	SO-1L	Savannah, Tenn./Hardin County
88	Bralon Brown	WR	6-2	195	SO-1L	Miramar, Fla./St. Thomas Aquinas
89	JJ Pegues	DT	6-2	315	SR*-1L	Oxford, Miss./Oxford/Auburn
90	Stephon Wynn Jr.	DT	6-3	305	SR-TR	Anderson, S.C./IMG Academy/Alabama/Nebraska
91	Myles Saulsberry	DT	6-2	290	FR-TR	Memphis, Tenn./Lausanne Collegiate/UT Martin
92	Chamberlain Campbell	DE	6-7	215	FR-HS	St. Petersburg, Fla./Lakewood
93	Davis Ambuehl	DE	6-7	230	FR-HS	Los Angeles, Calif./Palisades Charter
94	Tavion Prather	DT	6-3	245	JR-RS	Oxford, Miss./Lafayette/Northwest Mississippi CC
94	Christian Schanefelt	K	6-0	200	FR-RS	Decatur, Ill./Warrensburg-Latham
95	Jamarius Brown	DT	6-2	270	FR-HS	Moss Point, Miss./Moss Point
95	Ben Goubeaux	P	5-11	210	FR-HS	Oxford, Miss./Oxford
96	Akelo Stone	DT	6-2	280	JR-TR	Savannah, Ga./Jenkins/Georgia Tech
97	Jamond Gordon	DT	6-2	290	SR*-2L	Meridian, Miss./Meridian/East Mississippi CC
98	Jaden Dicks	DE	6-4	270	FR-RS	Etobicoke, Ontario/Etobicoke/Guelph
99	DeSanto Rollins	DT	6-3	305	JR-2L	Baton Rouge, La./Parkview Baptist




Senior* - Has an additional year of eligibility due to the COVID-19 pandemic.




No.	Name	Pos.
49	Jared Lawrence	LS
83	Cayden Lee	WR
39	Skielar Mann	LB
12	Fraser Masin	P
30	Fred McAfee	RB
67	Quincy McGee	OL
56	Reece McIntyre	OL
76	Cedric Melton	OL
68	Jack Mills	OL
8	Monty Montgomery	LB
64	Ethan Morris	OL
49	Daniel Newman	S
66	Cedrick Nicely	OL
24	Richard O'Bryant	CB
33	Mac Owen	WR
89	JJ Pegues	DT
4	Suntarine Perkins	LB
57	Micah Pettus	OL
39	Joshua Pfeifer	WR
48	Charlie Pollock	P
94	Tavion Prather	DT
86	Caden Prieskorn	TE
7	Deantre Prince	CB
21	Kedrick Reescano	RB
99	DeSanto Rollins	DT
62	Brycen Sanders	OL
3	Spencer Sanders	QB
91	Myles Saulsberry	DT
5	John Saunders Jr.	CB
94	Christian Schanefelt	K
44	Ali Scott	RB
39	Carter Short	LS
82	Larry Simmons	WR
47	Wyatt Smalley	TE
58	Demarcus Smith	DT
22	Jarell Stinson	CB
96	Akelo Stone	DT
13	Ladarius Tennison	S
48	Mark Trigg Jr.	LB
0	Michael Trigg	TE
14	Isaac Ukwu	DE
36	Rayf Vinson	S
19	Dayton Wade	WR
6	Zamari Walton	CB
54	Caleb Warren	OL
25	Trey Washington	S
16	Braden Waterman	QB
11	Jordan Watkins	WR
30	Trip White	LB
1	Ayden Williams	WR
29	Demarko Williams	S
71	Jayden Williams	OL
31	Calvin Wilson	WR
87	Hudson Wolfe	TE
17	Davin Wydner	QB
90	Stephon Wynn Jr.	DT
1	Isheem Young	S
16	Teja Young	S

GAME 1	QUICK FACTS		2023 SCHEDULE
 <p>MERCER September 2 Vaught-Hemingway Stadium</p>	 <p>Drew Cronin Head Coach</p>	 <p>Ty James R-Sr. • WR</p> <p>MercerBears.com</p>	<p>LOCATION: Mercer, Ga. ATHLETICS DIRECTOR: Jim Cole CONFERENCE: SoCon STADIUM: Five Star Stadium (10,200) 2022 RECORD: 7-4 (5-3 SoCon) HEAD COACH: Drew Cronin RECORD AT MU: 19-13 (3 years) CAREER RECORD: 66-19 (7 Years)</p> <p>SID: Brian Magnus PHONE: (478) 301-5218 EMAIL: magnus_bt@mercer.edu</p> <p>Aug. 26 vs. North Alabama Sept. 2 at Ole Miss Sept. 9 Morehead State Sept. 23 at Furman Sept. 30 VMI Oct. 7 at ETSU Oct. 14 Chattanooga Oct. 21 Wofford Oct. 28 at Western Carolina Nov. 4 at The Citadel Nov. 11 Samford</p>

GAME 2	QUICK FACTS		2023 SCHEDULE
 <p>TULANE September 9 Yulman Stadium</p>	 <p>Willie Fritz Head Coach</p>	 <p>Michael Pratt Sr. • QB</p> <p>TulaneGreenWave.com</p>	<p>LOCATION: New Orleans, La. ATHLETICS DIRECTOR: Troy Dannen CONFERENCE: American Athletic STADIUM: Yulman Stadium (27,000) 2022 RECORD: 12-2 (7-1 AAC) HEAD COACH: Willie Fritz RECORD AT TU: 43-45 (7 years) CAREER RECORD: 197-114 (26 years)</p> <p>SID: Jason Corriher PHONE: (504) 862-8249 EMAIL: jcorriher@tulane.edu</p> <p>Sept. 2 South Alabama Sept. 9 Ole Miss Sept. 16 at Southern Miss Sept. 23 Nicholls State Sept. 30 UAB Oct. 13 at Memphis Oct. 21 North Texas Oct. 28 at Rice Nov. 4 at East Carolina Nov. 11 Tulsa Nov. 18 at Florida Atlantic Nov. 24 UTSA</p>

GAME 3	QUICK FACTS		2023 SCHEDULE
 <p>GEORGIA TECH September 16 Vaught-Hemingway Stadium</p>	 <p>Brent Key Head Coach</p>	 <p>Malik Rutherford R-So. • WR</p> <p>RamblinWreck.com</p>	<p>LOCATION: Atlanta, Ga. ATHLETICS DIRECTOR: J Batt CONFERENCE: Atlantic Coast STADIUM: Bobby Dodd Stadium (55,000) 2022 RECORD: 5-7 (4-4 ACC) HEAD COACH: Brent Key RECORD AT GT: 8-8 (1 year) CAREER RECORD: Same</p> <p>SID: Mike Flynn PHONE: (404) 894-5445 EMAIL: mflynn@athletics.gatech.edu</p> <p>Sept. 1 vs. Louisville Sept. 9 South Carolina State Sept. 16 at Ole Miss Sept. 23 at Wake Forest Sept. 30 Bowling Green Oct. 7 at Miami Oct. 21 Boston College Oct. 28 North Carolina Nov. 4 at Virginia Nov. 11 at Clemson Nov. 18 Syracuse Nov. 25 Georgia</p>

GAME 4	QUICK FACTS		2023 SCHEDULE
 <p>ALABAMA September 23 Bryant-Denny Stadium</p>	 <p>Nick Saban Head Coach</p>	 <p>Malachi Moore Sr. • DB</p> <p>RollTide.com</p>	<p>LOCATION: Tuscaloosa, Ala. ATHLETICS DIRECTOR: Greg Byrne CONFERENCE: Southeastern (West) STADIUM: Bryant-Denny Stadium (101,821) 2022 RECORD: 11-2 (6-2 SEC) HEAD COACH: Nick Saban RECORD AT UA: 189-27 (16 years) CAREER RECORD: 280-69-1 (27 years)</p> <p>SID: Josh Maxon PHONE: (205) 348-3600 EMAIL: jmaxon@ia.ua.edu</p> <p>Sept. 2 Middle Tennessee Sept. 9 Texas Sept. 16 at South Florida Sept. 23 Ole Miss Sept. 30 at Mississippi State Oct. 7 at Texas A&M Oct. 14 Arkansas Oct. 21 Tennessee Nov. 4 LSU Nov. 11 at Kentucky Nov. 18 Chattanooga Nov. 25 at Auburn</p>

GAME 5	QUICK FACTS		2023 SCHEDULE
 <p>LSU September 30 Vaught-Hemingway Stadium</p>	 <p>Brian Kelly Head Coach</p>	 <p>Jayden Daniels Sr. • QB</p> <p>LSUsports.net</p>	<p>LOCATION: Baton Rouge, La. ATHLETICS DIRECTOR: Scott Woodward CONFERENCE: Southeastern (West) STADIUM: Tiger Stadium (102,321) 2022 RECORD: 10-4 (6-2 SEC) HEAD COACH: Brian Kelly RECORD AT LSU: 10-4 (1 year) CAREER RECORD: 273-100-2 (33 years)</p> <p>SID: Michael Bonnette PHONE: (225) 578-1868 EMAIL: mbonnet@lsu.edu</p> <p>Sept. 3 vs. Florida State Sept. 9 Grambling State Sept. 16 at Mississippi State Sept. 23 Arkansas Sept. 30 at Ole Miss Oct. 7 at Missouri Oct. 14 Auburn Oct. 21 Army Nov. 4 at Alabama Nov. 11 Florida Nov. 18 Georgia State Nov. 25 Texas A&M</p>

GAME 6	QUICK FACTS		2023 SCHEDULE
 <p>ARKANSAS October 7 Vaught-Hemingway Stadium</p>	 <p>Sam Pittman Head Coach</p>	 <p>Raheim Sanders Jr. • RB</p> <p>ArkansasRazorbacks.com</p>	<p>LOCATION: Fayetteville, Ark. ATHLETICS DIRECTOR: Hunter Yurachek CONFERENCE: Southeastern (West) STADIUM: Donald W. Reynolds Razorback Stadium (72,000) 2022 RECORD: 7-6 (3-5 SEC) HEAD COACH: Sam Pittman RECORD AT UA: 19-17 (3 years) CAREER RECORD: Same</p> <p>SID: Kyle Parkinson PHONE: (479) 575-2752 EMAIL: kparkin@uark.edu</p> <p>Sept. 2 vs. Western Carolina Sept. 9 Kent State Sept. 16 BYU Sept. 23 at LSU Sept. 30 vs. Texas A&M Oct. 7 at Ole Miss Oct. 14 at Alabama Oct. 21 Mississippi State Nov. 4 at Florida Nov. 11 Auburn Nov. 18 Florida International Nov. 25 Missouri</p>

GAME 7	QUICK FACTS	2023 SCHEDULE
 AUBURN October 21 Jordan-Hare Stadium	 Hugh Freeze Head Coach Jarquez Hunter Jr. • RB AuburnTigers.com	LOCATION: Auburn, Ala. ATHLETICS DIRECTOR: John Cohen CONFERENCE: Southeastern (West) STADIUM: Jordan-Hare Stadium (87,451) 2022 RECORD: 5-7 (2-6 SEC) HEAD COACH: Hugh Freeze RECORD AT AU: 0-0 (1st season) CAREER RECORD: 75-48 (12 years)
		SID: Kirk Sampson PHONE: (334) 844-9800 EMAIL: sampska@auburn.edu
		Sept. 2 UMass Sept. 9 at Cal Sept. 16 Samford Sept. 23 at Texas A&M Sept. 30 Georgia Oct. 14 at LSU Oct. 21 Ole Miss Oct. 28 Mississippi State Nov. 4 at Vanderbilt Nov. 11 at Arkansas Nov. 18 New Mexico State Nov. 25 Alabama

GAME 8	QUICK FACTS	2023 SCHEDULE
 VANDERBILT October 28 Vaught-Hemingway Stadium	 Clark Lea Head Coach AJ Swann So. • QB VUCommodores.com	LOCATION: Nashville, Tenn. ATHLETICS DIRECTOR: Candice Storey Lee CONFERENCE: Southeastern (West) STADIUM: Vanderbilt Stadium (40,350) 2022 RECORD: 5-7 (2-6 SEC) HEAD COACH: Clark Lea RECORD AT VU: 7-17 (2 years) CAREER RECORD: Same
		SID: Michael Scholl PHONE: (574) 876-6248 EMAIL: mike.scholl@vanderbilt.edu
		Aug. 26 Hawai'i Sept. 2 Alabama A&M Sept. 9 at Wake Forest Sept. 16 at UNLV Sept. 23 Kentucky Sept. 30 Missouri Oct. 7 at Florida Oct. 14 Georgia Oct. 28 at Ole Miss Nov. 4 Auburn Nov. 11 at South Carolina Nov. 25 at Tennessee

GAME 9	QUICK FACTS	2023 SCHEDULE
 TEXAS A&M November 4 Vaught-Hemingway Stadium	 Jimbo Fisher Head Coach Bryce Anderson So. • DB 12thMan.com	LOCATION: Bryan-College Station, Texas ATHLETICS DIRECTOR: Ross Bjork CONFERENCE: Southeastern (West) STADIUM: Kyle Field (102,733) 2022 RECORD: 5-7 (2-6 SEC) HEAD COACH: Jimbo Fisher RECORD AT A&M: 39-21 (4 years) CAREER RECORD: 122-44 (12 years)
		SID: Alan Cannon PHONE: (979) 845-5725 EMAIL: acannon@athletics.tamu.edu
		Sept. 2 New Mexico Sept. 9 at Miami (FL) Sept. 16 ULM Sept. 23 Auburn Sept. 30 vs. Arkansas Oct. 7 Alabama Oct. 14 at Tennessee Oct. 28 South Carolina Nov. 4 at Ole Miss Nov. 11 Mississippi State Nov. 18 ACU Nov. 25 at LSU

GAME 10	QUICK FACTS	2023 SCHEDULE
 GEORGIA November 11 Sanford Stadium	 Kirby Smart Head Coach Brock Bowers Jr. • TE GeorgiaDogs.com	LOCATION: Athens, Ga. ATHLETICS DIRECTOR: Josh Brooks CONFERENCE: Southeastern (East) STADIUM: Sanford Stadium (92,746) 2022 RECORD: 15-0 (8-0 SEC) HEAD COACH: Kirby Smart RECORD AT UGA: 81-15 (8 years) CAREER RECORD: Same
		SID: Claude Felton PHONE: (706) 542-1621 EMAIL: cfelton@sports.uga.edu
		Sept. 2 UT Martin Sept. 9 Ball State Sept. 16 South Carolina Sept. 23 UAB Sept. 30 at Auburn Oct. 7 Kentucky Oct. 14 at Vanderbilt Oct. 28 vs. Florida Nov. 4 Missouri Nov. 11 Ole Miss Nov. 18 at Tennessee Nov. 25 at Georgia Tech

GAME 11	QUICK FACTS	2023 SCHEDULE
 ULM November 18 Vaught-Hemingway Stadium	 Terry Bowden Head Coach Jiya Wright Jr. • QB ULMWarhawks.com	LOCATION: Monroe, La. ATHLETICS DIRECTOR: John Hartwell CONFERENCE: Sun Belt STADIUM: Malone Stadium (30,427) 2022 RECORD: 4-8 (3-5 SBC) HEAD COACH: Terry Bowden RECORD AT ULM: 8-16 (2 years) CAREER RECORD: 178-130-2 (26 years)
		SID: John Lewandowski PHONE: (318) 342-5378 EMAIL: lewandowski@ulm.edu
		Sept. 2 Army Sept. 9 Lamar Sept. 16 at Texas A&M Sept. 30 App State Oct. 7 South Alabama Oct. 14 at Texas State Oct. 21 at Georgia Southern Oct. 28 Arkansas State Nov. 4 at Southern Miss Nov. 11 Troy Nov. 18 at Ole Miss Nov. 25 at Louisiana

GAME 12	QUICK FACTS	2023 SCHEDULE
 MISSISSIPPI STATE November 23 Davis-Wade Stadium	 Zach Arnett Head Coach Will Rogers Sr. • QB HailState.com	LOCATION: Starkville, Miss. ATHLETICS DIRECTOR: Zac Selmon CONFERENCE: Southeastern (West) STADIUM: Davis Wade Stadium (61,337) 2022 RECORD: 9-4 (4-4 SEC) HEAD COACH: Zach Arnett RECORD AT MSU: 1-0 (1 year) CAREER RECORD: Same
		SID: Brandon Langlois PHONE: (662) 325-0093 EMAIL: blanglois@athletics.msstate.edu
		Sept. 2 Southeastern Louisiana Sept. 9 Arizona Sept. 16 LSU Sept. 23 at South Carolina Sept. 30 Alabama Oct. 7 Western Michigan Oct. 21 at Arkansas Oct. 28 at Auburn Nov. 4 Kentucky Nov. 11 at Texas A&M Nov. 18 Southern Miss Nov. 23 Ole Miss

ALABAMA

Series: Alabama leads 54-10-2#
In Tuscaloosa: Alabama leads 29-2

1894	W	6-0	Jackson
1899	L	5-7	Jackson
1900	L	5-12	Tuscaloosa
1901	L	0-41	Tuscaloosa
1907	L	0-20	Columbus
1909	T	0-0	Jackson
1910	W	16-0	Greenville
1912	L	9-10	Tuscaloosa
1915	L	0-53	Birmingham
1916	L	0-27	Tuscaloosa
1917	L	0-54	Tuscaloosa
1919	L	0-49	Tuscaloosa
1923	L	0-56	Tuscaloosa
1924	L	0-61	Montgomery
1928	L	0-27	Tuscaloosa
1929	L	7-22	Tuscaloosa
1930	L	0-64	Tuscaloosa
1931	L	6-55	Tuscaloosa
1932	L	13-24	Tuscaloosa
1933	T	0-0	Birmingham
1944	L	6-34	Mobile
1964	L	7-12	New Orleans (Sugar Bowl)
1965	L	16-17	Birmingham (n)
1966	L	7-17	Jackson
1967	L	7-21	Birmingham
1968	W	10-8	Jackson
1969	L	32-33	Birmingham (n)
1970	W	48-23	Jackson (n)
1971	L	6-40	Birmingham
1974	L	21-35	Jackson (n)
1975	L	6-32	Birmingham
1976	W	10-7	Jackson (n)
1977	L	13-34	Birmingham (n)
1980	L	35-59	Jackson
1981	L	7-38	Tuscaloosa
1982	L	14-42	Jackson (n)
1983	L	0-40	Tuscaloosa
1988	W	22-12	Tuscaloosa
1989	L	27-62	Jackson
1992	L	10-31	Tuscaloosa
1993*	L	14-19	Oxford
1994	L	10-21	Tuscaloosa
1995	L	9-23	Oxford
1996	L	0-37	Tuscaloosa
1997	L	20-29	Oxford
1998	L	17-20	Tuscaloosa
1999	L	24-30	Oxford
2000	L	7-45	Tuscaloosa (n)
2001	W	27-24	Oxford
2002	L	7-42	Tuscaloosa
2003	W	43-28	Oxford
2004	L	7-28	Tuscaloosa (n)
2005^	L	10-13	Oxford
2006^	L (OT)	23-26	Tuscaloosa
2007^	L	24-27	Oxford
2008	L	20-24	Tuscaloosa
2009	L	3-22	Oxford
2010	L	10-23	Tuscaloosa (n)
2011	L	7-52	Oxford (n)
2012	L	14-33	Tuscaloosa (n)
2013	L	0-25	Tuscaloosa (n)
2014^	W	23-17	Oxford
2015	W	43-37	Tuscaloosa (n)
2016	L	43-48	Oxford
2017	L	3-66	Tuscaloosa (n)
2018	L	7-62	Oxford (n)
2019	L	31-59	Tuscaloosa
2020	L	48-63	Oxford (n)
2021	L	21-42	Tuscaloosa
2022	L	24-30	Oxford

* Ole Miss won by forfeit
^ Result vacated by NCAA ruling
Original record: 55-11-2

ARKANSAS

Series: Arkansas leads 37-29-1#
In Oxford: Arkansas leads 8-6

1908	L	0-33	Fayetteville
1913	W	21-10	Little Rock
1914	W	13-7	Little Rock
1924	L	0-20	Little Rock
1926	L	6-21	Fayetteville
1928	W	25-0	Oxford
1937	L	6-32	Memphis
1938	W	20-14	Memphis
1940	L	20-21	Memphis
1941	W	18-0	Memphis
1942	L	6-7	Memphis (n)
1944	L	18-26	Memphis
1945	L	0-19	Memphis
1946	W	9-7	Memphis
1947	L	14-19	Memphis
1952	W	34-7	Little Rock
1953	W	28-0	Memphis
1954	L	0-6	Little Rock
1955	W	17-7	Oxford
1956	L	0-14	Little Rock (n)
1957	L	6-12	Memphis
1958	W	14-12	Little Rock
1959	W	28-0	Memphis
1960	W	10-7	Little Rock
1961	W	16-0	Jackson
1962	W	17-13	New Orleans (Sugar Bowl)
1969	W	27-22	New Orleans (Sugar Bowl)
1981	L	13-27	Jackson (n)
1982	L	12-14	Little Rock (n)
1983	W	13-10	Jackson (n)
1984	T	14-14	Little Rock (n)
1985	L	19-24	Jackson (n)
1986	L	0-21	Little Rock (n)
1987	L	10-31	Jackson (n)
1988	L	13-21	Little Rock (n)
1989	L	17-24	Jackson (n)
1990	W	21-17	Little Rock
1991	W	24-17	Jackson (n)
1992	W	17-3	Little Rock (n)
1993	W	19-0	Jackson
1994	L	7-31	Fayetteville
1995	L	6-13	Memphis
1996	L	7-13	Fayetteville
1997	W	19-9	Oxford (n)
1998	L	0-34	Fayetteville
1999	W	0-16	Oxford
2000	W	38-24	Fayetteville
2001	L (7 OT)	56-58	Oxford (n)
2002	L	28-48	Fayetteville
2003	W	19-7	Oxford (n)
2004	L	3-35	Fayetteville
2005	L	17-28	Oxford
2006	L	3-38	Fayetteville
2007	L	8-44	Oxford
2008	W	23-21	Fayetteville (n)
2009	W	30-17	Oxford
2010	L	24-38	Fayetteville
2011	L	24-29	Oxford
2012^	W	30-27	Little Rock
2013^	W	34-24	Oxford
2014	L	0-30	Fayetteville
2015	L (OT)	52-53	Oxford
2016	L	30-34	Fayetteville (n)
2017	L	37-38	Oxford
2018	W	37-33	Little Rock (n)
2019	W	31-17	Oxford (n)
2020	L	21-33	Fayetteville
2021	W	52-51	Oxford
2022	L	27-42	Fayetteville (n)

^ Result vacated by NCAA ruling
Original record: 36-30-1

AUBURN

Series: Auburn leads 35-11#
In Auburn: Auburn leads 17-3

1928	W	19-0	Birmingham
1932	L	7-14	Montgomery
1949	W	40-7	Montgomery (n)
1951	W	39-14	Mobile
1952	W	20-7	Memphis
1953	L	0-13	Auburn
1965	W	13-7	Memphis (Liberty Bowl)
1971	L	28-35	Jacksonville (Gator Bowl)
1972	L	13-19	Jackson
1973	L	7-14	Auburn
1976	L	0-10	Jackson
1977	L	15-21	Auburn
1984	L	13-17	Oxford
1985	L	0-41	Auburn (n)
1990	L	10-24	Jackson
1991	L	13-23	Auburn (n)
1992	W	45-21	Oxford (n)
1993	L	12-16	Auburn (n)
1994	L	17-22	Oxford
1995	L	13-46	Auburn (n)
1996	L	28-45	Oxford
1997	L	9-19	Auburn
1998	L	0-17	Oxford
1999	W (OT)	24-17	Auburn
2000	L	27-35	Oxford (n)
2001	L	21-27	Auburn
2002	L	24-31	Oxford
2003	W	24-20	Auburn
2004	L	14-35	Oxford (n)
2005	L	3-27	Auburn
2006	L	17-23	Oxford
2007	L	3-17	Auburn
2008	W	17-7	Oxford
2009	L	20-33	Auburn
2010	L	31-51	Oxford
2011	L	23-41	Auburn (n)
2012^	W	41-20	Oxford
2013	L	22-30	Auburn
2014	L	31-35	Oxford (n)
2015	W	27-19	Auburn
2016	L	29-40	Oxford (n)
2017	L	23-44	Auburn
2018	L	16-31	Oxford
2019	L	14-20	Auburn (n)
2020	L	28-35	Oxford
2021	L	20-31	Auburn (n)
2022	W	48-34	Oxford

^ Result vacated by NCAA ruling
Original record: 34-11

GEORGIA

Series: Ole Miss leads 32-12-1#
In Athens: 4-18-1

1940	W	28-14	Athens
1941	T	14-14	Athens (n)
1942	L	13-48	Memphis
1955	W	26-13	Atlanta (n)
1966	L	3-9	Athens
1967	W	29-20	Jackson (n)
1968	L	7-21	Athens
1969	W	25-17	Jackson
1970	W	31-21	Athens
1971	L	7-38	Jackson
1972	L	13-14	Jackson
1973	L	0-20	Athens
1974	L	0-49	Athens
1975	W	28-13	Oxford
1976	W	21-17	Oxford
1977	L	13-14	Athens
1978	L	3-42	Athens
1979	L	21-24	Oxford
1980	L	21-28	Athens
1981	L	7-37	Oxford
1982	L	10-33	Athens

1983.....	L	11-36	Oxford
1984.....	L	12-18	Athens
1985.....	L	21-49	Jackson
1986.....	L	10-14	Athens
1987.....	L	14-31	Oxford
1988.....	L	12-36	Athens
1989.....	W	17-13	Oxford
1990.....	W	28-12	Athens
1991.....	L	17-37	Oxford
1992.....	L	11-37	Athens
1993.....	W	31-14	Oxford (n)
1994.....	L	14-17	Athens
1995.....	W	18-10	Oxford (n)
1996.....	W	31-27	Athens
1997.....	L	14-21	Oxford
1998.....	L	17-24	Athens
1999.....	L	17-20	Oxford
2000.....	L	17-31	Athens (n)
2001.....	L	15-35	Oxford
2002.....	L	17-31	Athens (n)
2006.....	L	9-14	Oxford (n)
2007.....	L	17-45	Athens
2011.....	L	13-27	Oxford
2012.....	L	10-37	Athens
2016^.....	W	45-14	Oxford (n)

^ Result vacated by NCAA ruling
Original record: 32-13-1

GEORGIA TECH

Series: Ole Miss leads 3-2
In Oxford: First Meeting

1946.....	L	7-24	Atlanta
1952.....	L	7-24	New Orleans
1971.....	W	41-18	Atlanta
2013.....	W	25-17	Nashville
2022.....	W	42-0	Atlanta

LSU

Series: LSU leads 65-41-4#
In Oxford: LSU leads 10-8-1

1894.....	W	26-6	Baton Rouge
1896.....	L	4-12	Vicksburg
1899.....	W	11-0	Meridian
1901.....	L	0-46	Baton Rouge
1902.....	L	0-6	New Orleans
1903.....	W	11-0	New Orleans
1904.....	L	0-5	Baton Rouge
1906.....	W	9-0	Baton Rouge
1907.....	L	0-23	Jackson
1909.....	L	0-10	Baton Rouge
1912.....	W	10-7	Baton Rouge
1914.....	W	21-0	Baton Rouge
1915.....	L	0-28	Oxford
1916.....	L	0-41	Baton Rouge
1917.....	L	7-52	Oxford
1919.....	L	0-13	Baton Rouge
1921.....	L	0-21	Baton Rouge
1926.....	L	0-3	Baton Rouge
1927.....	W	12-7	Oxford
1928.....	L	6-19	Baton Rouge
1929.....	L	6-13	Baton Rouge
1930.....	L	0-6	Baton Rouge
1931.....	L	3-26	Jackson
1933.....	L	0-31	Baton Rouge
1934.....	L	0-14	Jackson
1936.....	L	0-13	Baton Rouge (n)
1937.....	L	0-13	Baton Rouge (n)
1938.....	W	20-7	Baton Rouge (n)
1939.....	W	14-7	Baton Rouge (n)
1940.....	W	19-6	Baton Rouge (n)
1941.....	W	13-12	Baton Rouge (n)
1942.....	L	7-21	Baton Rouge (n)
1945.....	L	13-32	Baton Rouge (n)
1946.....	L	21-34	Baton Rouge (n)
1947.....	W	20-18	Baton Rouge (n)
1948.....	W	49-19	Baton Rouge (n)
1949.....	L	7-34	Baton Rouge (n)
1950.....	L	14-40	Baton Rouge (n)
1951.....	T	6-6	Baton Rouge (n)
1952.....	W	28-0	Oxford

1953.....	W	27-16	Baton Rouge (n)
1954.....	W	21-6	Baton Rouge
1955.....	W	29-26	Baton Rouge (n)
1956.....	W	46-17	Baton Rouge (n)
1957.....	W	14-12	Oxford
1958.....	L	0-14	Baton Rouge
1959.....	L	3-7	Baton Rouge (n)
1960.....	W	21-0	New Orleans (Sugar Bowl)

1960.....	T	6-6	Oxford
1961.....	L	7-10	Baton Rouge (n)
1962.....	W	15-7	Baton Rouge (n)
1963.....	W	37-3	Baton Rouge
1964.....	L	10-11	Baton Rouge (n)
1965.....	W	23-0	Jackson
1966.....	W	17-0	Baton Rouge (n)
1967.....	T	13-13	Jackson
1968.....	W	27-24	Baton Rouge (n)
1969.....	W	26-23	Jackson
1970.....	L	17-61	Baton Rouge (n)
1971.....	W	24-22	Jackson
1972.....	L	16-17	Baton Rouge (n)
1973.....	L	14-51	Jackson
1974.....	L	0-24	Baton Rouge (n)
1975.....	W	17-13	Jackson
1976.....	L	0-45	Baton Rouge (n)
1977.....	L	21-28	Jackson
1978.....	L	8-30	Baton Rouge
1979.....	L	24-28	Jackson
1980.....	L	16-38	Baton Rouge
1981.....	T	27-27	Jackson
1982.....	L	8-45	Baton Rouge (n)
1983.....	W	27-24	Jackson
1984.....	L	29-32	Baton Rouge (n)
1985.....	L	0-14	Jackson
1986.....	W	21-19	Baton Rouge
1987.....	L	13-42	Jackson (n)
1988.....	L	20-31	Baton Rouge
1989.....	L	30-35	Oxford
1990.....	W	19-10	Baton Rouge (n)
1991.....	L	22-25	Jackson
1992.....	W	32-0	Jackson (n)
1993.....	L	17-19	Baton Rouge (n)
1994.....	W	34-21	Oxford
1995.....	L	9-38	Baton Rouge (n)
1996.....	L	7-39	Oxford
1997.....	W	36-21	Baton Rouge
1998.....	W (OT)	37-31	Oxford
1999.....	W	42-23	Baton Rouge (n)
2000.....	L	9-20	Oxford (n)
2001.....	W	35-24	Baton Rouge (n)
2002.....	L	13-14	Baton Rouge (n)
2003.....	L	14-17	Oxford
2004.....	L	24-27	Baton Rouge (n)
2005.....	L	7-40	Oxford (n)
2006.....	L (OT)	20-23	Baton Rouge (n)
2007.....	L	24-41	Oxford
2008.....	W	31-13	Baton Rouge
2009.....	W	25-23	Oxford
2010.....	L	36-43	Baton Rouge
2011.....	L	3-52	Oxford (n)
2012.....	L	35-41	Baton Rouge
2013^.....	W	27-24	Oxford
2014.....	L	7-10	Baton Rouge (n)
2015.....	W	38-17	Oxford
2016.....	L	21-38	Baton Rouge (n)
2017.....	L	24-40	Oxford (n)
2018.....	L	16-45	Baton Rouge (n)
2019.....	L	37-58	Oxford (n)
2020.....	L	48-53	Baton Rouge
2021.....	W	31-17	Oxford
2022.....	L	20-45	Baton Rouge

^ Result vacated by NCAA ruling
Original record: 64-41-4

MERCER

Series: Ole Miss leads 1-0
In Oxford: First Meeting

1911.....	W	34-0	Macon
-----------	---	------	-------

MISSISSIPPI STATE

Series: Ole Miss leads 64-47-6#
In Starkville: 23-15-3

1901.....	L	0-17	Starkville
1902.....	W	21-0	Starkville
1903.....	T	6-6	Oxford
1904.....	W	17-5	Columbus
1905.....	L	0-11	Jackson
1906.....	W	29-5	Jackson
1907.....	L	0-15	Jackson
1908.....	L	6-44	Jackson
1909.....	W	9-5	Jackson
1910.....	W	30-0	Jackson
1911.....	L	0-6	Jackson
1915.....	L	0-65	Tupelo
1916.....	L	0-36	Tupelo
1917.....	L	14-41	Tupelo
1918.....	L	0-13	Oxford
1918.....	L	0-34	Starkville
1919.....	L	0-33	Clarksdale
1920.....	L	0-20	Greenwood
1921.....	L	0-21	Greenwood
1922.....	L	13-19	Jackson
1923.....	L	6-13	Jackson
1924.....	L	0-20	Jackson
1925.....	L	0-6	Jackson
1926.....	W	7-6	Starkville
1927.....	W	20-12	Oxford
1928.....	W	20-19	Starkville
1929.....	T	7-7	Oxford
1930.....	W	20-0	Starkville
1931.....	W	25-14	Oxford
1932.....	W	13-0	Starkville
1933.....	W	31-0	Oxford
1934.....	W	7-3	Jackson
1935.....	W	14-6	Oxford
1936.....	L	6-26	Starkville
1937.....	L	7-9	Oxford
1938.....	W	19-6	Starkville
1939.....	L	6-18	Oxford
1940.....	L	0-19	Starkville
1941.....	L	0-6	Oxford
1942.....	L	13-34	Starkville
1944.....	W	13-8	Oxford
1945.....	W	7-6	Starkville
1946.....	L	0-20	Oxford
1947.....	W	33-14	Starkville
1948.....	W	34-7	Oxford
1949.....	W	26-0	Starkville
1950.....	W	27-20	Oxford
1951.....	W	49-7	Starkville
1952.....	W	20-14	Oxford
1953.....	T	7-7	Starkville
1954.....	W	14-0	Oxford
1955.....	W	26-0	Starkville
1956.....	W	13-7	Oxford
1957.....	T	7-7	Starkville
1958.....	W	21-0	Oxford
1959.....	W	42-0	Starkville
1960.....	W	35-9	Oxford
1961.....	W	37-7	Starkville
1962.....	W	13-6	Oxford
1963.....	T	10-10	Starkville
1964.....	L	17-20	Oxford
1965.....	W	21-0	Starkville
1966.....	W	24-0	Oxford
1967.....	W	10-3	Starkville
1968.....	T	17-17	Oxford
1969.....	W	48-22	Starkville
1970.....	L	14-19	Oxford
1971.....	W	48-0	Starkville
1972.....	W	51-14	Oxford
1973.....	W	38-10	Jackson
1974.....	L	13-31	Jackson
1975.....	W	13-7	Jackson
1976*.....	L	11-28	Jackson
1977*.....	L	14-18	Jackson
1978.....	W	27-7	Jackson
1979.....	W	14-9	Jackson
1980.....	L	14-19	Jackson
1981.....	W	21-17	Jackson
1982.....	L	10-27	Jackson
1983.....	W	24-23	Jackson

1984	W	24-3	Jackson
1985	W	45-27	Jackson
1986	W	24-3	Jackson
1987	L	20-30	Jackson
1988	W	33-6	Jackson
1989	W	21-11	Jackson
1990	W	21-9	Jackson
1991	L	9-24	Starkville
1992	W	17-10	Oxford
1993	L	13-20	Starkville
1994	L	17-21	Oxford
1995	W	13-10	Starkville
1996	L	0-17	Oxford
1997	W	15-14	Starkville
1998	L	6-28	Oxford (n)
1999	L	20-23	Starkville (n)
2000	W	45-30	Oxford (n)
2001	L	28-36	Starkville (n)
2002	W	24-12	Oxford (n)
2003	W	31-0	Starkville (n)
2004	W	20-3	Oxford
2005	L	14-35	Starkville
2006	W	20-17	Oxford
2007	L	14-17	Starkville
2008	W	45-0	Oxford
2009	L	27-41	Starkville
2010	L	23-31	Oxford (n)
2011	L	3-31	Starkville (n)
2012 [^]	W	41-24	Oxford (n)
2013	L (OT)	10-17	Starkville (n)
2014 [^]	W	31-17	Oxford
2015	W	38-27	Starkville (n)
2016	L	20-55	Oxford
2017	W	31-28	Starkville (n)
2018	L	3-35	Oxford (n)
2019	L	20-21	Starkville (n)
2020	W	31-24	Oxford
2021	W	31-21	Starkville (n)
2022	L	22-24	Oxford (n)

*Ole Miss won by forfeit
[^] Result vacated by NCAA ruling
 # Original record: 63-48-6

TEXAS A&M

Series: Texas A&M leads 9-3#
 In Oxford: Texas A&M leads 4-2

1911	L	0-17	College Station
1914	L	7-14	Beaumont
1975	L	0-7	College Station
1980	L	20-23	Jackson
2012	L	27-30	Oxford (n)
2013	L	38-41	Oxford (n)
2014 [^]	W	35-20	College Station (n)
2015	W	23-3	Oxford (n)
2016 [^]	W	29-28	College Station (n)
2017	L	24-31	Oxford (n)
2018	L	24-38	College Station
2019	L	17-24	Oxford (n)
2021	W	29-19	Oxford (n)
2022	W	31-28	College Station (n)

[^] Result vacated by NCAA ruling
 # Original record: 9-3

TULANE

Series: Ole Miss leads 42-28#
 In New Orleans: Tulane leads 24-22

1894	W	8-2	New Orleans
1895	L	4-28	New Orleans
1896	W	0-10	New Orleans
1897	L	9-14	New Orleans
1899	W	15-0	New Orleans
1900	L	0-12	New Orleans
1901	L	11-25	New Orleans
1904	L	0-22	New Orleans
1906	W	17-0	New Orleans
1908	L	0-10	New Orleans
1909	L	0-5	New Orleans
1910	W	16-0	New Orleans
1914	W	21-6	New Orleans
1919	L	12-27	New Orleans
1920	L	0-32	New Orleans

1921	L	0-26	New Orleans
1923	L	0-19	New Orleans
1925	L	7-26	New Orleans
1926	L	0-6	New Orleans
1927	L	7-19	New Orleans
1931	L	7-14	New Orleans
1934	L	0-15	New Orleans
1936	L	6-7	New Orleans
1937	L	7-14	New Orleans
1939	L	6-18	New Orleans
1941	W	20-13	New Orleans
1947	W	27-14	New Orleans
1948	L	7-20	New Orleans
1950	L	20-27	New Orleans
1951	W	25-6	Oxford
1952	W	20-14	New Orleans
1953	W	27-13	New Orleans
1956	L	3-10	Jackson (n)
1957	W	50-0	New Orleans (n)
1958	W	19-8	New Orleans (n)
1959	W	53-7	Oxford
1960	W	26-13	New Orleans (n)
1961	W	41-0	Jackson (n)
1962	W	21-0	Jackson (n)
1963	W	21-0	New Orleans
1964	W	14-9	New Orleans (n)
1965	W	24-7	Jackson (n)
1975	L	3-14	New Orleans (n)
1976	W	34-7	Oxford
1979	L	15-49	New Orleans
1980	L	24-26	Oxford
1981	W	19-18	New Orleans
1982	W	45-14	Jackson (n)
1983%	W	23-27	New Orleans
1984	W	19-14	Oxford
1985	W	27-10	New Orleans (n)
1986	W	35-10	Oxford
1987	L	24-31	New Orleans (n)
1988	L	9-14	Oxford
1989	W	32-28	New Orleans (n)
1990	W	31-21	Oxford
1991	W	22-3	New Orleans (n)
1992	W	35-9	Oxford
1994	W	38-0	New Orleans
1995	W	20-17	Oxford
1997	W	41-24	New Orleans (n)
1999	W	20-13	Oxford
2000	W	49-20	Oxford
2010 [^]	W	27-13	New Orleans (n)
2012 [^]	W	39-0	New Orleans
2021	W	61-21	Oxford (n)

[^] Result vacated by NCAA ruling
 # Original record: 43-28
 %Won by forfeit

ULM

Series: Ole Miss leads 3-1
 In Oxford: Ole Miss leads 3-1

2002	W	31-3	Oxford
2003	W	59-14	Oxford
2008	W	59-0	Oxford
2018	L	23-44	Oxford (n)

VANDERBILT

Series: Ole Miss leads 53-40-2#
 In Oxford: Ole Miss leads 26-5

1894	L	0-40	Nashville
1899	L	0-11	Memphis
1900	L	0-6	Nashville
1902	L	0-29	Nashville
1903	L	0-33	Nashville
1904	L	0-69	Nashville
1906	W	0-29	Nashville
1907	L	0-60	Nashville
1908	L	0-29	Nashville
1909	L	0-17	Nashville
1910	L	2-9	Nashville
1911	L	0-21	Nashville
1912	L	0-24	Nashville
1915	L	0-91	Memphis
1916	L	0-35	Nashville

1925	L	0-7	Nashville
1929	L	7-19	Nashville
1930	L	0-24	Nashville
1938	L	7-13	Nashville
1939	W	14-7	Memphis
1940	W	13-7	Nashville
1942	L	0-19	Memphis
1945	W	14-7	Nashville
1946	L	0-7	Memphis
1947	L	6-10	Nashville
1948	W	20-7	Oxford
1949	L	27-28	Nashville
1950	L	14-20	Nashville
1951	L	20-34	Memphis
1952	T	21-21	Nashville
1953	W	28-6	Oxford
1954	W	22-7	Nashville (n)
1955	W	13-0	Memphis (n)
1956	W	16-0	Oxford
1957	W	28-0	Nashville (n)
1959	W	33-0	Nashville (n)
1960	W	26-0	Nashville (n)
1961	W	47-0	Mem. Oxford
1962	W	35-0	Memphis (n)
1963	W	27-7	Oxford
1964	T	7-7	Nashville (n)
1965	W	24-7	Oxford
1966	W	34-0	Jackson
1967	W	28-7	Nashville
1970	W	26-16	Nashville (n)
1971	W	28-7	Oxford
1972	W	31-7	Nashville
1973	W	24-14	Oxford
1974	L	14-24	Nashville
1975	W	17-7	Oxford
1976	W	20-3	Nashville
1977	W	26-14	Oxford
1978	W	35-10	Nashville
1979	W	63-28	Oxford
1980	W	27-14	Nashville
1981	L	23-27	Oxford
1982	L	10-19	Nashville
1983	W	21-14	Oxford
1984	L	20-37	Nashville
1985	W	35-7	Oxford
1986	W	28-12	Nashville
1987	W	42-14	Oxford
1988	W	36-28	Nashville
1989	W	24-16	Oxford
1990	W	14-13	Nashville
1991	L	27-30	Oxford
1992	L	9-31	Nashville
1993	W	49-7	Oxford (n)
1994	W	20-14	Nashville (n)
1995	W	21-10	Oxford
1996	W	20-9	Nashville (n)
1997	W	15-3	Oxford (n)
1998	W	30-6	Nashville
1999	L (OT)	34-37	Oxford
2000	W	12-7	Nashville
2001	W	38-27	Oxford
2002	W	45-38	Oxford
2003	W	24-21	Nashville
2004	W (OT)	26-23	Oxford
2005	L	23-31	Nashville
2006	W	17-10	Oxford
2007	L	17-31	Nashville
2008	L	17-23	Oxford (n)
2009	W	23-7	Nashville (n)
2010	L	14-28	Oxford
2011	L	7-30	Nashville
2012	L	26-27	Oxford (n)
2013 [^]	W	39-35	Nashville (n)
2014 [^]	W	41-3	Nashville
2015	W	27-16	Oxford (n)
2016	L	17-38	Nashville (n)
2017	W	57-35	Oxford
2018	L (OT)	29-36	Nashville (n)
2019	W	31-6	Oxford (n)
2020	W	54-21	Nashville
2021	W	31-17	Oxford (n)
2022	W	52-28	Nashville

[^] Result vacated by NCAA ruling
 # Original record: 53-40-2



2022 RECORD		OVERALL	HOME	AWAY	NEUTRAL
ALL GAMES		8-5	5-2	3-2	0-1
CONFERENCE		4-4	2-2	2-2	0-0

DATE	OPPONENT	TV	W/L	SCORE	ATTEND
Sept. 3	TROY	SEC Network	W	28-10	60,533
Sept. 10	CENTRAL ARKANSAS	SECN+/ESPN+	W	59-3	58,373
Sept. 17	at Georgia Tech	ABC	W	42-0	40,293
Sept. 24	TULSA	SEC Network	W	35-27	60,641
Oct. 1	KENTUCKY* [HC]	ESPN	W	22-19	64,828
Oct. 8	at Vanderbilt*	SEC Network	W	52-28	31,567
Oct. 15	AUBURN	ESPN	W	48-34	65,243
Oct. 22	at LSU*	CBS	L	20-45	100,821
Oct. 29	at Texas A&M	SEC Network	W	31-28	101,084
Nov. 12	ALABAMA*	CBS	L	24-30	65,923
Nov. 19	at Arkansas*	SEC Network	L	27-42	71,365
Nov. 24	MISSISSIPPI STATE*	ESPN	L	22-24	62,487
Dec. 28	vs. Texas Tech^	ESPN	L	25-42	53,251

* SEC game ^ TaxAct Texas Bowl [HC] - Homecoming Game

SCORE BY QUARTERS	1ST	2ND	3RD	4TH	OT	TOTAL
Ole Miss	124	117	104	65	0	410
Opponents	61	102	48	79	0	290

RUSHING	GP-GS	Att	Gain	Loss	Net	Avg	TD	Lg	Avg/G
Q. Judkins	13	274	1612	45	1567	5.7	16	61	120.5
Zach Evans	12	144	963	27	936	6.5	9	48	78.0
Jaxson Dart	13	128	741	127	614	4.8	1	36	47.2
Dayton Wade	13	9	80	2	78	8.7	0	36	6.0
U. Bentley	6	16	77	4	73	4.6	4	17	12.2
JJ Henry	11	6	32	2	30	5.0	0	21	2.7
Jaylon Robinson	8	4	27	0	27	6.8	0	8	3.4
Isaiah Woullard	11	9	22	9	13	1.4	0	5	1.2
Bobo Miller	5	1	11	0	11	11.0	0	11	2.2
JJ Pegues	12	1	4	0	4	4.0	0	4	0.3
Luke Altmeyer	4	4	11	8	3	0.8	1	5	0.8
Matt Jones	4	3	4	1	3	1.0	1	3	0.8
Jordan Watkins	13	2	0	3	-3	-1.5	0	0	-0.2
Jonathan Mingo	13	4	2	9	-7	-1.8	1	2	-0.5
TEAM	12	9	4	17	-13	-1.4	0	4	-1.1
Total	13	614	3590	254	3336	5.4	33	61	256.6
Opponents	13	516	2591	407	2184	4.2	18	68	168.0

PASSING	GP-GS	Effic	Cmp-Att-Int	Pct	Yds	TD	Lg	Avg/G
Jaxson Dart	13	143.60	226-362-11	62.4	2974	20	72	228.8
Luke Altmeyer	4	135.88	8-17-1	47.1	125	2	36	31.2
Kinkead Dent	13	71.76	3-5-0	60.0	7	0	7	0.5
Dayton Wade	13	0.00	0-1-0	0.0	0	0	0	0.0
Jordan Watkins	13	133.60	1-1-0	100.0	4	0	4	0.3
Q. Judkins	13	158.80	1-1-0	100.0	7	0	7	0.5
Total	13	141.97	239-387-12	61.8	3117	22	72	239.8
Opponents	13	132.41	274-431-8	63.6	2858	22	51	219.8

RECEIVING	GP	No.	Yds	Avg	TD	Lg	Avg/G
Malik Heath	13	60	971	16.2	5	53	74.7
Jonathan Mingo	13	51	861	16.9	5	72	66.2
Jordan Watkins	13	40	449	11.2	2	61	34.5
Dayton Wade	13	27	309	11.4	3	39	23.8
Michael Trigg	7	17	156	9.2	3	28	22.3
Q. Judkins	13	15	132	8.8	1	25	10.2
Zach Evans	12	12	119	9.9	1	23	9.9
JJ Henry	11	5	56	11.2	0	22	5.1
Jaylon Robinson	8	5	29	5.8	0	16	3.6
Casey Kelly	11	3	17	5.7	1	13	1.5
Bralon Brown	4	1	11	11.0	0	11	2.8
U. Bentley	6	1	4	4.0	0	4	0.7
Qua Davis	7	1	2	2.0	0	2	0.3
JJ Pegues	12	1	1	1.0	1	1	0.1
Total	13	239	3117	13.0	22	72	239.8
Opponents	13	274	2858	10.4	22	51	219.8

FIELD GOALS	FGM-FGA	Pct	1-19	20-29	30-39	40-49	50+	Lg	Blk
Jonathan Cruz	15-17	88.2	0-0	3-3	5-6	6-6	1-2	53	1

KICKOFFS	No.	Yds	Avg	TB	OB	Retn	Net	YdLn
Jonathan Cruz	79	4441	56.2	40	4	--	--	--
C. Schanefelt	3	159	53.0	1	0	--	--	--
Total	82	4600	56.1	41	4	536	37.1	27
Opponents	68	4019	59.1	31	3	447	41.1	23

PUNTING	No.	Yds	Avg	Long	TB	FC	I20	50+	Blkd
Fraser Masin	41	1727	42.1	65	2	12	10	7	0
Total	41	1727	42.1	65	2	12	10	7	0
Opponents	59	2463	41.7	61	1	26	24	11	2

PUNT RETURNS	No.	Yds	Avg	TD	Long
Jordan Watkins	13	68	5.2	0	22
Cedric Johnson	1	14	14.0	0	0
Bobo Miller	1	16	16.0	0	0
Jonathan Mingo	1	13	13.0	0	13
Total	16	111	6.9	0	22
Opponents	11	71	6.5	0	27

TEAM STATISTICS	OLE MISS	OPPONENT
SCORING	435	332
Points Per Game	33.5	25.5
Points Off Turnovers	71	57
FIRST DOWNS	325	274
Rushing	173	124
Passing	126	128
Penalty	26	22
RUSHING YARDAGE	3336	2184
Yards gained rushing	3590	2591
Yards lost rushing	254	407
Rushing Attempts	614	516
Average Per Rush	5.4	4.2
Average Per Game	256.6	168.0
TDs Rushing	33	18
PASSING YARDAGE	3117	2858
Comp-Att-Int	239-387-12	274-431-8
Average Per Pass	8.1	6.6
Average Per Catch	13.0	10.4
Average Per Game	239.8	219.8
TDs Passing	22	22
TOTAL OFFENSE	6453	5042
Total Plays	1001	947
Average Per Play	6.4	5.3
Average Per Game	496.4	387.8
KICK RETURNS: #-Yards	25-447	24-536
PUNT RETURNS: #-Yards	16-111	11-71
INT RETURNS: #-Yards	8-34	12-28
KICK RETURN AVERAGE	17.9	22.3
PUNT RETURN AVERAGE	6.9	6.5
INT RETURN AVERAGE	4.2	2.3
FUMBLES-LOST	24-9	20-12
PENALTIES-Yards	88-821	77-614
Average Per Game	63.2	47.2
PUNTS-Yards	41-1727	59-2463
Average Per Punt	42.1	41.7
Net punt average	39.4	39.5
KICKOFFS-Yards	82-4600	68-4019
Average Per Kick	56.1	59.1
Net kick average	37.1	41.1
TIME OF POSSESSION/Game	26:24	33:36
3RD-DOWN Conversions	88/185	76/196
3rd-Down Pct	48%	39%
4TH-DOWN Conversions	17/35	17/36
4th-Down Pct	49%	47%
SACKS BY-Yards	35-261	16-104
MISC YARDS	0	0
TOUCHDOWNS SCORED	56	41
FIELD GOALS-ATTEMPTS	15-17	16-20
ON-SIDE KICKS	1-1	0-0
RED-ZONE SCORES	(51-64) 80%	(46-52) 88%
RED-ZONE TOUCHDOWNS	(42-64) 66%	(34-52) 65%
PAT-ATTEMPTS	(50-51) 98%	(36-37) 97%
ATTENDANCE	438028	345130
Games/Avg Per Game	7/62575	5/69026
Neutral Site Games	1/53251	

SCORING	TD	FGs	PATs				DXP	Saf	Pts
			Kick	Rush	Rcv	Pass			
Q. Judkins	17	0-0	0-0	0-0	0	0-0	0	0	102
Jonathan Cruz	0	15-17	48-49	0-0	0	0-0	0	0	93
Zach Evans	10	0-0	0-0	0-0	0	0-0	0	0	60
Jonathan Mingo	6	0-0	0-0	0-0	1	0-0	0	0	38
Malik Heath	5	0-0	0-0	0-0	0	0-0	0	0	30
U. Bentley	4	0-0	0-0	0-0	0	0-0	0	0	24
Michael Trigg	3	0-0	0-0	0-0	0	0-0	0	0	18
Dayton Wade	3	0-0	0-0	0-0	0	0-0	0	0	18
Jordan Watkins	2	0-0	0-0	0-0	0	0-0	0	0	12
Luke Altmeyer	1	0-0	0-0	0-0	0	0-1	0	0	6
Jaxson Dart	1	0-0	0-0	0-0	0	1-4	0	0	6
JJ Pegues	1	0-0	0-0	0-0	0	0-0	0	0	6
Casey Kelly	1	0-0	0-0	0-0	0	0-0	0	0	6
Matt Jones	1	0-0	0-0	0-0	0	0-0	0	0	6
L. Tennison	1	0-0	0-0	0-0	0	0-0	0	0	6
TEAM	--	--	--	--	--	--	--	1	2
Total	56	15-17	50-51	0-0	1	1-5	0	1	435
Opponents	41	16-20	36-37	0-2	1	1-2	0	0	332

TOTAL OFFENSE	G	Plays	Rush	Pass	Total	Avg/G
Jaxson Dart	13	490	614	2974	3588	276.0
Q. Judkins	13	275	1567	7	1574	121.1
Zach Evans	12	144	936	0	936	78.0
Luke Altmeyer	4	21	3	125	128	32.0
Dayton Wade	13	10	78	0	78	6.0
U. Bentley	6	16	73	0	73	12.2
JJ Henry	11	6	30	0	30	2.7
Jaylon Robinson	8	4	27	0	27	3.4
Isaiah Woullard	11	9	13	0	13	1.2
Bobo Miller	5	1	11	0	11	2.2
Kinkead Dent	13	5	0	7	7	0.5
JJ Pegues	12	1	4	0	4	0.3
Matt Jones	4	3	3	0	3	0.8
Jordan Watkins	13	3	-3	4	1	0.1
Jonathan Mingo	13	4	-7	0	-7	-0.5
TEAM	12	9	-13	0	-13	-1.1
Total	13	1001	3336	3117	6453	496.4
Opponents	13	947	2184	2858	5042	387.8

DEFENSIVE STATISTICS

No.	Player	Tackles			TFL/Yds	Sacks		Pass Def		QBH	Fumbles		Blkd	
		GP-GS	Solo	Ast		Total	No-Yards	Int-Yds	BrUp		Rcv-Yds	FF	Kick	Saf
8B	Troy Brown	13	44	49	93	3.5-10	0.5-5			5	4		1	
3B	Otis Reese	13	37	47	84	8.0-34	3.0-23	1-1	3	1	1-0			
0B	Tysheem Johnson	13	38	40	78	4.0-9			2	3				
21	Al Finley	13	46	30	76	3.5-10		2-19	2		1-0	1		
36	A. Cistrunk	13	28	44	72	3.5-14	1.0-11		1			1		
1B	Isheem Young	13	30	36	66	1.5-8	0.5-6	1-0	2		1-13			
13	L. Tennon	13	29	25	54	10.0-29	1.0-9		2		2-30			
95	Tavius Robinson	13	17	27	44	8.0-67	7.0-61		1	7	2-0	5		
23	Khari Coleman	11	24	18	42	10.0-45	4.5-34			2		1		
6B	Miles Battle	13	25	14	39	0.5-3		1-10	4			1		
11	Austin Keys	13	14	25	39	3.5-15	2.0-12			4		1		
7B	Deantre Prince	13	26	13	39	1.0-3		1-0	11					
20	D. Igbinosun	13	21	16	37				5					
15	Jared Ivey	13	15	22	37	4.5-27	3.5-26			3	2-0	1		
2B	Cedric Johnson	11	15	17	32	4.5-22	4.0-22			5	1-0	1		
25	Trey Washington	13	21	10	31	1.0-2		1-0	3	1		1		
89	JJ Pegues	12	15	11	26	5.0-24	3.0-19		2	3				
38	KD Hill	13	5	16	21	2.0-16	1.0-14		2	1				
28	Mar. Brown	13	14	5	19	1.0-3			2					
90	Tywon Malone	13	5	5	10	1.0-2	1.0-2		2	1				
30	Trip White	3	3	5	8									
97	Jamond Gordon	12	2	6	8	1.0-2			1	1				
96	Isaiah Iton	10		7	7	1.0-4	0.5-2		1	1				
29	D. Williams	8	4	2	6						1-0	1		
35	Reginald Hughes	12	4	2	6									
17	Demon Clowney	3	3	1	4	2.0-9	1.0-7							
16	MJ Daniels	11		4	4	0.5-2	0.5-2							
34	Tyler Banks	13		4	4									
33	Dashaun Jerkins	5	1	2	3			1-4	1					
51	Zxavian Harris	13	1	2	3	0.5-1								
27	Jalen Knox	10	2		2									
12	Fraser Masin	12	1	1	2									
8X	B. Buckhalter	11	1	1	2									
99	DeSanto Rollins	2		2	2									
26	Taylor Groves	1		1	1									
22	Jarell Stinson	13	1		1									
9B	Brandon Mack	6		1	1									
8A	Malik Heath	13	1		1									
2L	Nick Cull	4		1	1									
19	Dayton Wade	13	1		1									
4	Q. Judkins	13	1		1									
92	JJ Hawkins	4	1		1	1.0-6	1.0-6							
26	Isaiah Woullard	11	1		1									
1W	Jordan Watkins	13	1		1									
3M	Bobo Miller	5											1	
TM	TEAM	12								1-0				1
Total		13	498	512	1010	82-367	35-261	8-34	52	37	12-43	14	2	1
Opponents		13	597	402	999	87.0-242	16-104	12-28	46	42	9-6	10	1	

INTERCEPTIONS	No.	Yds	Avg	TD	Long
Al Finley	2	19	9.5	0	19
Dashaun Jerkins	1	4	4.0	0	4
Otis Reese	1	1	1.0	0	1
Trey Washington	1	0	0.0	0	0
Miles Battle	1	10	10.0	0	10
Deantre Prince	1	0	0.0	0	0
Isheem Young	1	0	0.0	0	0
Total	8	34	4.2	0	19
Opponents	12	28	2.3	0	13

FUMBLE RETURNS	No.	Yds	Avg	TD	Long
L. Tennon	2	30	15.0	1	25
Isheem Young	1	13	13.0	0	13
Tavius Robinson	1	0	0.0	0	0
Total	4	43	10.8	1	25
Opponents	1	-6	-6.0	0	0

ALL PURPOSE	G	Rush	Rcv	PR	KR	IR	Total	Avg/G
Q. Judkins	13	1567	132	0	0	0	1699	130.7
Zach Evans	12	936	119	0	0	0	1055	87.9
Malik Heath	13	0	971	0	0	0	971	74.7
Jonathan Mingo	13	-7	861	13	0	0	867	66.7
Dayton Wade	13	78	309	0	307	0	694	53.4
Jaxson Dart	13	614	0	0	0	0	614	47.2
Jordan Watkins	13	-3	449	68	0	0	514	39.5
Michael Trigg	7	0	156	0	0	0	156	22.3
Jaylon Robinson	8	27	29	0	55	0	111	13.9
JJ Henry	11	30	56	0	0	0	86	7.8
U. Bentley	6	73	4	0	0	0	77	12.8
Jalen Knox	10	0	0	0	51	0	51	5.1
Bobo Miller	5	11	0	16	0	0	27	5.4
Casey Kelly	11	0	17	0	8	0	25	2.3
Matt Jones	4	3	0	0	18	0	21	5.2
Al Finley	13	0	0	0	0	19	19	1.5
Cedric Johnson	11	0	0	14	0	0	14	1.3
Isaiah Woullard	11	13	0	0	0	0	13	1.2
Bralon Brown	4	0	11	0	0	0	11	2.8
Miles Battle	13	0	0	0	0	10	10	0.8
Jonathan Hess	3	0	0	0	8	0	8	2.7
JJ Pegues	12	4	1	0	0	0	5	0.4
Dashaun Jerkins	5	0	0	0	0	4	4	0.8
Luke Altmyer	4	3	0	0	0	0	3	0.8
Qua Davis	7	0	2	0	0	0	2	0.3
Otis Reese	13	0	0	0	0	1	1	0.1
TEAM	12	-13	0	0	0	0	-13	-1.1
Total	13	3336	3117	111	447	34	7045	541.9
Opponents	13	2184	2858	71	536	28	5677	436.7

GAME-BY-GAME STARTING LINEUPS

Offense	WR	LT	LG	C	RG	RT	TE	WR	WR	QB	RB
Troy	Mingo	J. Williams	Broeker	Warren	Acker	James	Trigg	J. Robinson	Heath	Dart	Evans
Central Arkansas	Mingo	J. Williams	Broeker	Warren	Acker	James	Trigg	J. Robinson	Heath	Altmyer	Evans
Georgia Tech	Mingo	J. Williams	Broeker	Warren	Acker	James	Trigg	Watkins	Heath	Dart	Evans
Tulsa	Mingo	J. Williams	Broeker	Warren	Acker	James	Trigg	Watkins	Heath	Dart	Evans
Kentucky	Mingo	J. Williams	Broeker	Acker	James	Pettus	Trigg	Kelly (TE)	Henry	Dart	Evans
Vanderbilt	Mingo	J. Williams	Broeker	Warren	James	Pettus	Trigg	Watkins	Heath	Dart	Evans
Auburn	Mingo	J. Williams	Broeker	Warren	James	Pettus	Wade (WR)	Watkins	Heath	Dart	Evans
LSU	Mingo	J. Williams	Broeker	Warren	James	Pettus	Kelly	Watkins	Heath	Dart	Judkins
Texas A&M	Mingo	J. Williams	Broeker	Warren	James	Pettus	Wade (WR)	Watkins	Heath	Dart	Judkins
Alabama	Mingo	J. Williams	Broeker	Warren	James	Pettus	Wade (WR)	Watkins	Heath	Dart	Judkins
Arkansas	Mingo	J. Williams	Broeker	Warren	James	Pettus	Wade (WR)	Watkins	Heath	Dart	Judkins
Mississippi State	Mingo	J. Williams	Broeker	Warren	James	Pettus	Wade (WR)	Watkins	Heath	Dart	Judkins
Texas Tech	Mingo	J. Williams	Broeker	Warren	James	Pettus	Evans (RB)	Watkins	Heath	Dart	Judkins

Defense	DE	NT	DE	LB	LB	CB	S	S	DB	DB	CB
Troy	T. Robinson	Hill	C. Johnson	Keys	T. Brown	Prince	Young	Finley	Reese	T. Johnson	Igbinosun
Central Arkansas	T. Robinson	Hill	C. Johnson	Keys	T. Brown	Prince	Tennon	Finley	Reese	T. Johnson	Igbinosun
Georgia Tech	T. Robinson	Hill	C. Johnson	Keys	T. Brown	Prince	Young	Finley	Reese	Tennon	Igbinosun
Tulsa	T. Robinson	Gordon	C. Johnson	Ivey (DE)	T. Brown	Prince	Tennon	Finley	Reese	T. Johnson	Igbinosun
Kentucky	T. Robinson	Hill	C. Johnson	Keys	T. Brown	Prince	Young	Finley	Washington	T. Johnson	Igbinosun
Vanderbilt	T. Robinson	Hill	C. Johnson	Keys	T. Brown	Prince	Tennon	Finley	Reese	T. Johnson	Igbinosun
Auburn	T. Robinson	Hill	Ivey	Keys	T. Brown	Prince	Young	Finley	Reese	Tennon	Igbinosun
LSU	T. Robinson	Hill	Ivey	Coleman	T. Brown	Prince	Young	Finley	Reese	T. Johnson	Igbinosun
Texas A&M	T. Robinson	Hill	Ivey	Coleman	Cistrunk	Prince	Tennon	Finley	Reese	T. Johnson	Igbinosun
Alabama	T. Robinson	Hill	C. Johnson	Ivey (DE)	T. Brown	Prince	Young	Finley	Reese	Tennon	Battle
Arkansas	T. Robinson	Hill	C. Johnson	Coleman	T. Brown	Prince	Young	Finley	Reese	T. Johnson	Battle
Mississippi State	T. Robinson	Hill	Ivey	Hill (TK)	T. Brown	Prince	Young	Finley	Reese	T. Johnson	Battle
Texas Tech	T. Robinson	Hill	Ivey	Coleman	T. Brown	Prince	Young	Finley	Washington	Tennon	Igbinosun

INDIVIDUAL GAME-BY-GAME RUSHING

No.	Player	Att-Yds-TD	TROY	UCA	GT	TULSA	UK	VU	AU	LSU	TAMU	UA	AR	MSU	TT
4	Judkins	274-1567-16	14-87-1	10-104-0	19-98-2	27-140-2	15-106-1	11-46-2	25-139-2	25-111-2	34-205-1	25-135-2	24-214-1	22-91-0	23-91-0
6	Evans	144-936-9	20-130-0	11-53-1	18-134-2	10-48-1	9-24-1	11-80-1	21-136-1	DNP	8-75-0	6-12-0	17-207-1	5-0-0	8-37-1
2	Dart	128-614-1	4-40-0	2-5-0	10-40-0	13-116-0	8-40-0	2-15-0	14-115-0	10-7-0	17-95-0	16-35-0	11-44-0	10-4-0	11-66-1
19	Wade	9-78-0	-	-	-	-	-	-	4-63-0	1-2-0	2-12-0	-	1-2-0	-	1-3-0
24	Bentley	16-73-4	2-5-1	4-43-1	8-27-2	DNP	DNP	DNP	DNP	1-3-0	-	1-1-0	DNP	DNP	DNP
86	Henry	6-30-0	1-1-0	1-4-0	-	-	2-26-0	1-1-0	1-2-0	-	DNP	-	-	-	DNP
9	Robinson	4-27-0	1-5-0	2-14-0	DNP	DNP	-	-	DNP	DNP	-	1-8-0	DNP	-	-
26	Woullard	9-13-0	-	4-12-0	5-1-0	-	-	-	DNP	-	-	-	-	-	DNP
37	Miller	1-11-0	DNP	-	1-11-0	-	-	-	DNP	DNP	DNP	DNP	DNP	DNP	DNP
89	Pegues	1-4-0	-	-	-	DNP	-	-	-	-	1-4-0	-	-	-	-
40	Jones	3-3-1	DNP	DNP	DNP	DNP	DNP	3-3-1	DNP	-	DNP	DNP	-	-	DNP
7	Altmyer	4-3-1	-	3--2-1	1-5-0	DNP	DNP	DNP	DNP	DNP	DNP	DNP	DNP	DNP	-
11	Watkins	2--3-0	-	-	-	-	1-0-0	-	1--3-0	-	-	-	-	-	-
1	Mingo	4--7-1	1-2-1	-	-	-	1-0-0	-	-	-	-	-	-	2--9-0	-
	TEAM	9--13-0	1--2-0	DNP	-	1-4-0	3--10-0	-	3--4-0	-	1--1-0	-	-	-	-
	TOTAL	614-3590-33	44-266-3	37-233-3	62-316-6	51-308-3	39-186-2	28-143-4	69-448-3	37-116-2	63-390-1	49-191-2	53-463-2	39-78-0	43-197-2
	OPP.	516-2591-18	33-60-0	40-102-0	34-53-0	43-262-1	37-108-1	40-122-1	48-301-4	48-252-4	29-142-0	36-108-0	43-335-3	37-97-1	48-242-3

INDIVIDUAL GAME-BY-GAME PASSING

No.	Player	Comp-Att-Int Yds-TD	TROY	UCA	GT	TULSA	UK	VU	AU	LSU	TAMU	UA	AR	MSU	TT
2	Dart	226-362-11 2974-20	18-27-1 154-1	10-15-0 182-2	10-16-1 207-0	13-24-0 154-2	15-29-1 213-0	25-32-2 448-3	9-19-1 130-3	20-35-1 287-0	13-20-0 140-3	18-31-0 212-1	21-36-1 240-1	30-38-0 250-2	25-41-3 361-2
7	Altmyer	8-17-1 125-2	8-17-1 13-0	1-2-0 90-2	6-13-1 22-0	1-2-0	DNP	DNP	DNP	DNP	DNP	DNP	DNP	DNP	DNP
12	Dent	3-5-0 7-0	0-0-0 0-0	2-4-0 5-0	1-1-0 2-0	DNP	DNP	DNP	DNP	DNP	0-0-0 0-0	DNP	0-0-0 0-0	0-0-0 0-0	0-0-0 0-0
4	Judkins	1-1-0 7-0	0-0-0 0-0	0-0-0 0-0	0-0-0 0-0	0-0-0 0-0	0-0-0 0-0	0-0-0 0-0	0-0-0 0-0	0-0-0 0-0	0-0-0 0-0	0-0-0 0-0	0-0-0 0-0	1-1-0 7-0	0-0-0 0-0
	TOTAL	239-387-12 3117-22	19-29-1 167-1	18-32-1 277-4	12-19-1 231-0	13-24-0 154-2	15-29-1 213-0	25-32-2 448-3	9-19-1 130-3	20-35-1 288-0	13-20-0 140-3	18-32-0 212-1	21-36-1 240-1	31-39-0 184-1	25-41-3 361-2
	OPP.	274-431-8 2858-22	35-48-1 286-1	14-31-2 131-0	18-32-0 161-0	16-34-1 195-2	18-24-0 220-2	27-38-0 281-2	8-17-2 140-0	21-28-0 248-2	28-44-0 338-4	21-33-0 209-3	17-22-0 168-3	27-40-1 239-2	24-40-1 242-1

INDIVIDUAL GAME-BY-GAME RECEIVING

No.	Player	NO-YDS-TD	TROY	UCA	GT	TULSA	UK	VU	AU	LSU	TAMU	UA	AR	MSU	TT
8	Heath	60-971-5	2-15-1	3-52-1	4-78-0	4-75-1	6-100-0	4-26-0	-	8-145-0	1-0-0	6-123-0	9-140-1	5-80-0	8-137-1
1	Mingo	51-861-5	3-26-0	3-103-0	3-74-0	3-54-1	1-3-0	9-247-2	-	4-68-0	4-89-1	7-59-1	4-45-0	7-40-0	3-53-0
11	Watkins	40-449-2	2-20-0	-	2-45-0	2-4-0	2-49-0	7-117-1	4-43-0	5-57-0	-	-	4-28-0	8-41-0	4-45-1
19	Wade	27-309-3	3-14-0	2-54-0	-	-	-	-	2-44-1	-	5-20-1	2-16-0	2-0-0	8-88-1	3-73-0
0	Trigg	17-156-3	4-33-0	5-28-3	1-10-0	3-16-0	3-41-0	1-28-0	DNP	DNP	DNP	DNP	DNP	DNP	-
4	Judkins	15-132-1	1-18-0	-	-	1-5-0	1-14-0	1-14-0	1-7-1	2-13-0	-	3-14-0	2-27-0	1-4-0	2-16-0
6	Evans	12-119-1	2-22-0	-	-	-	1-3-0	2-15-0	1-23-1	DNP	2-30-0	-	-	-	4-26-0
86	Henry	5-56-0	1-11-0	3-23-0	1-22-0	-	-	-	-	-	DNP	-	-	-	DNP
9	Robinson	5-29-0	1-8-0	2-17-0	DNP	DNP	-	1-1-0	DNP	DNP	-	-	DNP	1-3-0	-
81	Kelly	3-17-1	-	-	-	-	1-3-0	-	1-13-0	-	1-1-1	-	-	DNP	DNP
88	Brown	1-11-0	DNP	-	-	-	DNP	DNP	DNP	DNP	DNP	DNP	DNP	DNP	1-11-0
24	Bentley	1-4-0	-	-	-	DNP	DNP	DNP	DNP	1-4-0	-	-	DNP	DNP	DNP
84	Davis	1-2-0	-	-	1-2-0	DNP	DNP	-	-	-	-	DNP	DNP	DNP	DNP
89	Pegues	1-1-1	-	-	-	DNP	-	-	-	-	-	-	-	1-1-1	-
	TOTAL	239-3117-22	19-167-1	18-277-4	12-231-0	13-154-2	15-213-0	25-448-3	9-130-3	20-288-0	13-140-3	18-212-1	21-240-1	31-257-2	25-361-2
	OPP.	274-2858-22	35-286-1	14-131-0	18-161-0	16-195-2	18-220-2	27-281-2	8-140-0	21-248-2	28-338-4	21-209-3	17-168-3	27-239-2	24-242-1

INDIVIDUAL GAME-BY-GAME PUNT RETURNS

No.	Player	NO-YDS-LONG	TROY	UCA	GT	TULSA	UK	VU	AU	LSU	TAMU	UA	AR	MSU	TT
11	Watkins	13-68-22	0-0-0	0-0-0	3-50-22	3-5-7	0-0-0	1-0-0	1-4-4	2-9-6	1-1-1	0-0-0	0-0-0	2--1-2	0-0-0
32	Miller	1-16-0	0-0-0	1-16-0	0-0-0	0-0-0	0-0-0	0-0-0	0-0-0	DNP	DNP	DNP	0-0-0	DNP	DNP
1	Mingo	1-13-13	0-0-0	1-13-13	0-0-0	0-0-0	0-0-0	0-0-0	0-0-0	0-0-0	0-0-0	0-0-0	0-0-0	0-0-0	0-0-0
2	Johnson	1-14-0	0-0-0	0-0-0	1-14-0	0-0-0	0-0-0	0-0-0	0-0-0	0-0-0	0-0-0	0-0-0	0-0-0	0-0-0	0-0-0
	TOTAL	16-111-32	0-0-0	2-29-13	4-64-22	3-5-7	0-0-0	1-0-0	1-4-4	2-9-6	1-1-1	0-0-0	0-0-0	2--1-2	0-0-0
	OPP.	11-71-27	0-0-0	3-19-23	0-0-0	2--1-1	1-0-0	0-0-0	0-0-0	0-0-0	2-19-11	0-0-0	0-0-0	0-0-0	1-0-0

INDIVIDUAL GAME-BY-GAME KICKOFF RETURNS

No.	Player	NO-YDS-LONG	TROY	UCA	GT	TULSA	UK	VU	AU	LSU	TAMU	UA	AR	MSU	TT
19	Wade	14-307-38	1-13-13	1-30-30	1-23-23	1-21-21	2-51-28	3-75-38	2-50-28	1-15-15	0-0-0	0-0-0	0-0-0	0-0-0	2-29-17
9	Robinson	4-55-20	0-0-0	0-0-0	0-0-0	0-0-0	0-0-0	1-20-20	0-0-0	DNP	DNP	3-35	DNP	0-0-0	0-0-0
27	Knox	4-51-29	0-0-0	0-0-0	0-0-0	0-0-0	0-0-0	0-0-0	1-29-29	0-0-0	0-0-0	0-0-0	1-0-0	1-17-17	1-5-5
40	Jones	1-18-18	DNP	DNP	DNP	DNP	DNP	0-0-0	DNP	1-18-18	DNP	DNP	0-0-0	0-0-0	DNP
81	Kelly	1-8-8	0-0-0	1-8-8	0-0-0	0-0-0	0-0-0	0-0-0	0-0-0	0-0-0	0-0-0	0-0-0	0-0-0	DNP	DNP
80	Hess	1-8-8	DNP	DNP	DNP	DNP	DNP	DNP	DNP	DNP	DNP	DNP	0-0-0	1-8-8	0-0-0
	TOTAL	25-447-38	1-13-13	2-38-30	1-23-23	1-21-21	2-51-28	4-95-38	3-79-29	2-33-18	0-0-0	3-35	1-0-0	2-25-17	3-34-17
	OPP.	24-536-85	0-0-0	2-24-14	0-0-0	1-13-13	4-172-85	4-85-23	1-20-20	1-33-33	3-25-15	3-31	0-0-0	2-47-27	3-86-44

INDIVIDUAL GAME-BY-GAME TACKLES

NO.	PLAYER	UT-AT-TT TFL/Sack	TROY	UCA	GT	TULSA	UK	VU	AU	LSU	TAMU	UA	AR	MSU	TT
8	Brown	44-49-93 2.5/0.5	7-4-11 0.0/0.0	4-1-5 0.0/0.0	1-2-3 0.0/0.0	3-7-10 0.5/0.0	3-6-9 1.0/0.5	4-3-7 1.0/0.0	2-5-7 0.0/0.0	6-2-8 0.0/0.0	4-1-5 0.0/0.0	1-5-6 0.0/0.0	1-5-6 0.0/0.0	6-8-14 0.0/0.0	2-0-2 0.0/0.0
33	Reese	37-47-84 8.0/3.0	4-2-6 1.0/0.0	2-3-5 0.0/0.0	1-4-5 1.0/1.0	2-2-4 0.5/0.0	0-4-4 0.5/0.0	2-1-3 0.0/0.0	4-6-10 2.0/1.0	5-4-9 0.0/0.0	6-1-7 0.0/0.0	6-4-10 1.5/1.0	1-6-7 0.5/0.0	2-9-11 0.0/0.0	2-1-3 1.0/0.0
21	Finley	46-30-76 3.5/0.0	5-0-5 0.0/0.0	2-0-2 0.0/0.0	4-3-7 0.0/0.0	3-6-9 0.0/0.0	6-3-9 0.0/0.0	6-8-14 0.5/0.0	4-4-8 0.0/0.0	1-1-2 0.0/0.0	4-0-4 1.0/0.0	2-1-3 0.0/0.0	3-2-5 2.0/0.0	4-0-4 0.0/0.0	3-2-5 0.0/0.0
0	T. Johnson	38-40-78 4.0/0.0	6-6-12 1.0/0.0	1-4-5 0.0/0.0	1-1-2 1.0/0.0	7-2-9 0.0/0.0	3-0-3 1.0/0.0	5-1-6 0.0/0.0	2-1-3 0.0/0.0	5-5-10 0.0/0.0	2-2-4 0.0/0.0	2-4-6 1.0/0.0	2-2-4 0.0/0.0	2-8-10 0.0/0.0	1-4-5 0.0/0.0
36	Cistrunk	28-44-72 3.5/1.0	1-1-2 0.0/0.0	1-3-4 0.0/0.0	2-3-5 0.0/0.0	1-4-5 0.0/0.0	1-1-2 0.0/0.0	1-1-2 0.0/0.0	2-4-6 0.5/0.0	1-5-6 0.0/0.0	6-3-9 0.0/0.0	2-2-4 0.5/0.0	3-5-8 2.5/1.0	3-4-7 0.0/0.0	4-8-12 0.0/0.0
1	Young	30-36-66 1.5/0.5	2-3-5 0.0/0.0	2-2-4 0.0/0.0	2-0-2 0.0/0.0	2-3-5 0.0/0.0	1-2-3 0.0/0.0	4-1-5 0.0/0.0	0-3-3 0.0/0.0	3-3-6 0.0/0.0	2-1-3 0.0/0.0	3-6-9 0.5/0.5	5-5-10 1.0/0.0	3-3-6 0.0/0.0	2-4-6 0.0/0.0
13	L. Tennison	29-25-54 10.0/1.0	2-2-4 1.0/0.0	2-1-3 1.0/1.0	0-1-1 0.5/0.0	4-8-12 0.0/0.0	1-0-1 1.0/0.0	2-0-2 1.0/0.0	4-3-7 1.5/0.0	1-1-2 0.0/0.0	3-1-4 1.0/0.0	1-1-2 0.0/0.0	3-1-4 2.0/0.0	2-1-3 0.0/0.0	4-3-7 1.0/0.0
11	Keys	14-25-39 2.5/2.0	3-1-4 0.0/0.0	1-2-3 0.0/0.0	2-2-4 1.0/1.0	0-7-7 0.5/0.0	3-3-6 1.0/1.0	1-5-6 0.0/0.0	1-2-3 0.0/0.0	0-0-0 0.0/0.0	0-0-0 0.0/0.0	1-0-1 0.0/0.0	2-1-3 0.0/0.0	0-2-2 0.0/0.0	0-0-0 0.0/0.0
7	Prince	26-13-39 1.0/0.0	1-2-3 0.5/0.0	0-0-0 0.0/0.0	1-0-1 0.0/0.0	2-0-2 0.0/0.0	2-0-2 1.0/0.0	5-1-6 0.0/0.0	1-4-5 0.0/0.0	3-1-4 0.0/0.0	5-0-5 0.0/0.0	2-2-4 0.0/0.0	1-1-2 0.0/0.0	1-1-2 0.0/0.0	3-0-3 0.0/0.0
20	D. Igbinosun	21-16-37 0.0/0.0	2-3-5 0.0/0.0	1-1-2 0.0/0.0	2-0-2 0.0/0.0	1-1-2 0.0/0.0	3-5-8 0.0/0.0	2-1-3 0.0/0.0	2-2-4 0.0/0.0	5-1-6 0.0/0.0	1-0-1 0.0/0.0	0-0-0 0.0/0.0	0-0-0 0.0/0.0	0-0-0 0.0/0.0	3-2-5 0.0/0.0
23	Coleman	24-18-42 10.0/4.5	7-1-8 5.0/2.0	1-1-2 1.5/0.5	0-1-1 0.0/0.0	DNP	DNP	1-0-1 0.0/0.0	2-0-2 0.0/0.0	4-3-7 1.0/1.0	3-3-6 1.0/0.0	0-3-3 0.0/0.0	0-2-2 0.0/0.0	2-1-3 1.0/1.0	4-3-7 0.5/0.0
95	Robinson	17-27-44 7.0/6.0	2-0-2 0.0/0.0	0-2-2 0.0/0.0	1-1-2 1.0/1.0	0-0-0 0.0/0.0	1-4-5 0.5/0.5	2-3-5 0.5/0.0	2-3-5 1.5/2.0	3-1-4 0.0/0.0	0-2-2 0.0/0.0	1-2-3 0.5/0.5	1-3-4 0.0/0.0	2-3-5 2.0/2.0	4-1-5 1.0/1.0
6	Battle	25-14-39 0.5/0.0	2-1-3 0.0/0.0	0-1-1 0.0/0.0	0-1-1 0.0/0.0	3-1-4 0.0/0.0	1-1-2 0.0/0.0	1-2-3 0.0/0.0	0-0-0 0.0/0.0	1-0-1 0.0/0.0	3-0-3 0.0/0.0	6-3-9 0.0/0.0	0-1-1 0.0/0.0	4-1-5 0.0/0.0	3-2-5 0.5/0.0
15	Ivey	15-22-37 5.5/4.5	3-1-4 1.0/1.0	0-1-1 0.5/0.5	0-1-1 0.5/0.0	0-0-0 0.0/0.0	2-1-3 1.0/1.0	2-0-2 0.0/0.0	0-3-3 1.5/1.0	2-2-4 1.0/1.0	1-3-4 0.0/0.0	0-4-4 0.0/0.0	3-2-5 0.0/0.0	0-3-3 0.0/0.0	2-1-3 0.0/0.0
2	C. Johnson	15-17-32 4.5/4.0	1-0-1 0.0/0.0	1-1-2 0.0/0.0	1-3-4 1.0/1.0	0-4-4 0.5/0.0	2-0-2 0.0/0.0	5-1-6 0.0/0.0	DNP	2-0-2 2.0/2.0	1-3-4 1.0/1.0	0-0-0 0.0/0.0	2-3-5 0.0/0.0	1-1-2 0.0/0.0	DNP
25	Washington	21-10-31 1.0/0.0	0-0-0 0.0/0.0	3-0-3 0.0/0.0	1-2-3 0.0/0.0	3-1-4 0.0/0.0	2-0-2 0.0/0.0	1-0-1 0.0/0.0	0-0-0 0.0/0.0	3-3-6 0.0/0.0	1-0-1 0.0/0.0	1-0-1 0.0/0.0	0-0-0 0.0/0.0	0-0-0 0.0/0.0	6-3-9 1.0/0.0
89	Pegues	15-11-26 5.0/3.0	1-0-1 1.0/1.0	1-0-1 0.0/0.0	1-0-1 0.0/0.0	0-0-0 0.0/0.0	3-1-4 0.0/0.0	2-1-3 0.0/0.0	1-5-6 0.0/0.0	0-0-1 0.0/0.0	1-1-2 1.0/1.0	1-1-2 0.0/0.0	0-1-1 0.0/0.0	3-1-4 1.0/0.0	1-0-1 1.0/0.0
28	Mar. Brown	14-5-19 1.0/0.0	2-1-3 0.0/0.0	2-2-4 0.0/0.0	2-0-2 1.0/0.0	1-0-1 0.0/0.0	0-0-0 0.0/0.0	1-0-1 0.0/0.0	1-0-1 0.0/0.0	0-0-0 0.0/0.0	3-1-4 0.0/0.0	0-0-0 0.0/0.0	0-0-0 0.0/0.0	0-0-0 0.0/0.0	2-1-3 0.0/0.0
38	Hill	5-16-21 2.0/1.0	0-0-0 0.0/0.0	0-2-2 0.0/0.0	0-0-0 0.0/0.0	0-1-1 0.0/0.0	3-2-5 1.0/0.0	0-1-1 0.0/0.0	0-3-3 0.0/0.0	0-0-0 0.0/0.0	0-2-2 0.0/0.0	0-1-1 0.0/0.0	0-2-2 0.0/0.0	1-1-2 1.0/1.0	1-1-2 0.0/0.0
30	White	3-5-8 0.0/0.0	DNP	1-2-3 0.0/0.0	1-3-4 0.0/0.0	DNP	DNP	1-0-0 0.0/0.0	DNP	DNP	DNP	DNP	DNP	DNP	DNP
97	Gordon	2-6-8 1.0/0.0	DNP	1-1-2 1.0/0.0	0-0-0 0.0/0.0	0-1-1 0.0/0.0	0-0-0 0.0/0.0	0-1-1 0.0/0.0	0-0-0 0.0/0.0	0-2-2 0.0/0.0	1-0-1 0.0/0.0	0-1-1 0.0/0.0	0-0-0 0.0/0.0	0-0-0 0.0/0.0	0-0-0 0.0/0.0
90	Malone	5-5-10 1.0/1.0	0-0-0 0.0/0.0	3-2-5 0.0/0.0	0-1-1 0.0/0.0	0-0-0 0.0/0.0	0-0-0 0.0/0.0	0-0-0 0.0/0.0	0-0-0 0.0/0.0	0-0-0 0.0/0.0	0-1-1 0.0/0.0	0-0-0 0.0/0.0	0-1-1 0.0/0.0	0-0-0 0.0/0.0	2-0-2 1.0/1.0
96	Iton	0-7-0 1.0/0.5	0-0-0 0.0/0.0	0-2-2 0.0/0.0	0-3-3 1.0/0.5	0-0-0 0.0/0.0	0-1-1 0.0/0.0	0-0-0 0.0/0.0	0-0-0 0.0/0.0	0-0-0 0.0/0.0	0-1-1 0.0/0.0	0-0-0 0.0/0.0	0-0-0 0.0/0.0	DNP	DNP
29	D. Williams	4-2-6 0.0/0.0	0-0-0 0.0/0.0	1-0-1 0.0/0.0	0-0-0 0.0/0.0	1-0-1 0.0/0.0	1-1-2 0.0/0.0	1-1-2 0.0/0.0	0-0-0 0.0/0.0	DNP	0-0-0 0.0/0.0	DNP	DNP	DNP	DNP
17	Clowney	3-1-4 1.0/0.0	DNP	1-1-2 0.0/0.0	2-0-2 1.0/1.0	DNP	DNP	DNP	DNP	DNP	DNP	DNP	DNP	DNP	DNP
35	Hughes	4-2-6 0.0/0.0	DNP	1-0-1 0.0/0.0	1-1-2 0.0/0.0	0-0-0 0.0/0.0	0-0-0 0.0/0.0	1-0-1 0.0/0.0	0-0-0 0.0/0.0	0-0-0 0.0/0.0	0-0-0 0.0/0.0	0-0-0 0.0/0.0	0-1-1 0.0/0.0	0-0-0 0.0/0.0	1-0-1 0.0/0.0
16	Daniels	0-4-4 0.5/0.5	0-0-0 0.0/0.0	0-3-3 0.0/0.0	0-1-1 0.5/0.5	0-0-0 0.0/0.0	0-0-0 0.0/0.0	0-0-0 0.0/0.0	0-0-0 0.0/0.0	0-0-0 0.0/0.0	0-0-0 0.0/0.0	0-0-0 0.0/0.0	DNP	0-0-0 0.0/0.0	DNP
34	Banks	0-4-4 0.0/0.0	0-0-0 0.0/0.0	0-3-3 0.0/0.0	0-1-1 0.0/0.0	0-0-0 0.0/0.0	0-0-0 0.0/0.0	0-0-0 0.0/0.0	0-0-0 0.0/0.0	0-0-0 0.0/0.0	0-0-0 0.0/0.0	0-0-0 0.0/0.0	0-0-0 0.0/0.0	0-0-0 0.0/0.0	0-0-0 0.0/0.0
51	Harris	1-2-3 0.5/0.0	0-0-0 0.0/0.0	0-0-0 0.0/0.0	0-2-2 0.5/0.0	0-0-0 0.0/0.0	0-0-0 0.0/0.0	1-0-1 0.0/0.0	0-0-0 0.0/0.0	0-0-0 0.0/0.0	0-0-0 0.0/0.0	0-0-0 0.0/0.0	DNP	0-0-0 0.0/0.0	0-0-0 0.0/0.0
33	Jerkins	1-2-3 0.0/0.0	0-0-0 0.0/0.0	1-0-1 0.0/0.0	0-2-2 0.0/0.0	0-0-0 0.0/0.0	DNP	DNP	DNP	0-0-0 0.0/0.0	DNP	DNP	DNP	DNP	DNP
99	Rollins	0-2-2 0.0/0.0	DNP	0-2-2 0.0/0.0	0-0-0 0.0/0.0	DNP	DNP	0-0-0 0.0/0.0	DNP	DNP	DNP	DNP	0-0-0 0.0/0.0	DNP	DNP
32	Cull	0-1-1 0.0/0.0	0-0-0 0.0/0.0	0-0-0 0.0/0.0	0-1-1 0.0/0.0	DNP	DNP	DNP	DNP	DNP	DNP	DNP	DNP	0-0-0 0.0/0.0	DNP
26	Groves	0-1-1 0.0/0.0	DNP	0-1-1 0.0/0.0	DNP	DNP	DNP	DNP	DNP	DNP	DNP	DNP	DNP	DNP	DNP
92	Hawkins	1-0-1 1.0/1.0	DNP	0-0-0 0.0/0.0	1-0-1 1.0/1.0	DNP	DNP	DNP	DNP	DNP	DNP	DNP	DNP	DNP	DNP
27	Knox	2-0-2 0.0/0.0	0-0-0 0.0/0.0	1-0-1 0.0/0.0	0-0-0 0.0/0.0	DNP	DNP	DNP	0-0-0 0.0/0.0	0-0-0 0.0/0.0	0-0-0 0.0/0.0	0-0-0 0.0/0.0	0-0-0 0.0/0.0	1-0-1 0.0/0.0	0-0-0 0.0/0.0
12	Masin	1-1-2 0.0/0.0	0-0-0 0.0/0.0	1-0-1 0.0/0.0	0-0-0 0.0/0.0	0-0-0 0.0/0.0	0-0-0 0.0/0.0	DNP	0-0-0 0.0/0.0	0-0-0 0.0/0.0	0-0-0 0.0/0.0	0-0-0 0.0/0.0	0-0-0 0.0/0.0	0-1-1 0.0/0.0	0-0-0 0.0/0.0
9	Mack	0-1-1 0.0/0.0	0-0-0 0.0/0.0	0-0-0 0.0/0.0	0-0-0 0.0/0.0	0-0-0 0.0/0.0	0-1-1 0.0/0.0	0-0-0 0.0/0.0	DNP	DNP	DNP	DNP	DNP	DNP	DNP
26	Woullard	1-0-1 0.0/0.0	0-0-0 0.0/0.0	0-0-0 0.0/0.0	0-0-0 0.0/0.0	1-0-1 0.0/0.0	0-0-0 0.0/0.0	0-0-0 0.0/0.0	DNP	0-0-0 0.0/0.0	0-0-0 0.0/0.0	0-0-0 0.0/0.0	0-0-0 0.0/0.0	0-0-0 0.0/0.0	DNP
19	Wade	1-0-1 0.0/0.0	0-0-0 0.0/0.0	0-0-0 0.0/0.0	0-0-0 0.0/0.0	0-0-0 0.0/0.0	0-0-0 0.0/0.0	0-0-0 0.0/0.0	0-0-0 0.0/0.0	0-0-0 0.0/0.0	0-0-0 0.0/0.0	0-0-0 0.0/0.0	1-0-1 0.0/0.0	0-0-0 0.0/0.0	0-0-0 0.0/0.0
	Total	497-512-1009 81.0/35.0	51-28-79 10.0/4.0	36-44-80 4.0/2.0	27-40-67 12.0/7.0	33-48-81 2.0/0.0	38-36-74 9.0/3.0	46-36-82 3.0/0.0	27-48-75 7.0/3.0	45-36-81 4.0/4.0	45-24-69 5.0/2.0	33-44-77 5.0/3.0	28-44-72 8.0/1.0	37-48-85 5.0/4.0	51-36-87 7.0/2.0
	Opp.	591-400-991 86.0/16.0	46-28-74 3.0/0.0	41-44-85 3.0/1.0	44-44-88 12.0/1.0	41-42-83 6.0/0.0	42-18-60 4.0/0.0	43-8-51 5.0/0.0	50-46-96 3.0/1.0	39-30-69 6.0/3.0	47-34-81 10.0/1.0	46-38-84 7.0/3.0	46-34-80 6.0/2.0	55-32-87 15.0/4.0	53-22-75 8.0/2.0

TEAM GAME-BY-GAME STATISTICS

Total Offense		TROY	UCA	GT	TULSA	UK	VU	AU	LSU	TAMU	UA	AR	MSU	TT
Yards	UM	433	510	547	462	399	591	578	404	530	403	703	335	558
	Opp	346	233	214	457	328	403	441	500	480	317	503	336	484
Total Plays	UM	73	69	81	75	68	60	88	72	83	81	89	78	84
	Opp	81	71	66	77	61	78	65	76	73	69	65	77	88
Avg/Play	UM	5.9	7.4	6.8	6.2	5.9	14.0	6.6	8.2	6.4	5.0	7.9	4.3	6.6
	Opp	4.3	3.3	3.2	5.9	5.4	7.4	6.8	8.9	6.6	4.6	7.7	4.4	5.5
Rushing Yards	UM	266	233	316	308	186	143	448	116	390	191	463	78	197
	Opp	60	102	53	262	108	122	301	252	142	108	352	97	242
Carries	UM	44	37	62	51	39	28	69	37	63	49	53	39	43
	Opp	33	40	34	43	37	40	48	48	29	36	43	37	48
TDs	UM	3	3	6	3	2	4	3	2	1	2	2	0	2
	Opp	0	0	0	1	1	1	4	4	0	0	3	1	3
Passing Yards	UM	167	277	231	154	213	448	130	288	140	212	240	257	361
	Opp	286	131	161	195	220	281	140	248	338	209	168	239	242
Attempts	UM	29	32	19	24	29	33	19	35	20	32	36	39	41
	Opp	48	31	32	34	24	38	17	28	44	33	22	40	40
Completions	UM	19	18	12	13	15	25	9	20	13	18	21	31	25
	Opp	35	14	18	16	18	27	8	21	28	21	17	27	24
Comp. %	UM	72.9%	56.3%	63.2%	54.2%	51.7%	75.8%	47.4%	57.1%	65.0%	56.3%	58.3%	79.5%	60.9%
	Opp	60.5%	45.2%	56.3%	47.1%	75.0%	71.1%	47.1%	75.0%	63.6%	63.6%	77.3%	67.5%	60.0%
TDs	UM	1	4	0	2	0	3	3	0	3	1	1	2	2
	Opp	1	0	0	2	2	2	0	2	4	3	3	2	1
Intercepted	UM	1	1	1	0	1	2	1	1	0	0	1	0	3
	Opp	1	2	0	1	0	0	2	0	0	0	0	1	1
First Downs	UM	24	25	28	27	19	22	30	24	26	22	32	19	27
	Opp	20	12	13	26	17	21	17	35	26	18	24	20	27
Rushing	UM	13	12	17	15	10	9	23	7	18	11	21	5	12
	Opp	8	7	5	14	7	8	12	17	8	8	12	7	11
Passing	UM	10	10	11	8	9	13	5	12	5	9	8	13	14
	Opp	12	5	7	9	9	11	5	14	15	9	9	12	11
Penalty	UM	1	3	0	4	0	0	2	5	3	2	3	1	1
	Opp	0	0	1	3	1	2	0	4	3	1	3	1	5
Time of Possession	UM	23:02	23:44	30:53	25:47	23:07	18:43	29:33	23:41	31:47	28:37	30:10	27:38	26:36
	Opp	36:58	36:16	29:07	34:13	36:53	41:17	30:27	36:19	28:13	31:23	29:50	32:22	33:24
Third Down	UM	9-14	3-8	7-15	7-14	7-14	8-11	12-19	4-13	7-16	8-16	7-16	4-17	5-13
	Opp	6-17	4-18	6-17	4-13	7-14	7-17	5-14	6-11	5-14	6-14	5-12	8-16	7-19
Fourth Down	UM	1-1	0-2	3-3	1-1	0-1	1-2	1-2	1-2	2-4	0-3	2-3	3-4	2-7
	Opp	2-5	1-5	0-2	1-2	1-2	3-4	2-3	1-1	1-4	0-1	0-0	0-1	5-6
Punting	UM	4-165	3-137	3-111	5-216	4-172	0-0	2-92	3-136	4-180	4-137	2-68	2--1	1-43
	Opp	5-248	8-269	9-352	6-266	2-103	3-116	3-148	2-84	5-218	4-176	6-209	2-34	1-38
Fumbles-Lost	UM	4-2	0-0	1-0	5-1	1-0	0-0	2-1	1-0	3-0	1-1	2-2	1-1	2-2
	Opp	2-1	0-0	0-0	1-0	3-2	1-1	2-0	0-0	0-0	1-1	0-0	3-2	3-2
Penalties	UM	3-16	9-79	6-55	6-61	3-31	9-85	6-50	10-111	7-66	6-50	12-116	4-20	8-86
	Opp	6-37	8-68	4-25	7-80	4-15	5-50	5-47	8-71	9-51	5-45	7-61	6-47	3-15
Sacks By-Yards	UM	4.0-21	2.0-12	7-45	0-0	3-32	0-0	3-26	4-16	2-9	3-27	1-11	4-54	2-4
	Opp	0-0	1.0-8	1-11	0-0	0-0	0-0	1-2	3-26	1-9	3-16	2-2	2-21	2-9
Tackles for Loss	UM	10.0-32	4.0-16	12.0-57	2.0-2	9.0-45	3.0-12	7.0-35	4.0-16	5.0-14	5.0-35	8.0-21	5.0-57	7.0-18
	Opp	2.0-4	3.0-12	12.0-33	6.0-11	4.0-11	5.0-5	3.0-6	6.0-31	10.0-25	7.0-25	6.0-10	15.0-47	8.0-22

GAME ONE #21 OLE MISS 28, TROY 10

Sept. 3, 2022

Attendance: 60,533 • Vaught-Hemingway Stadium • Oxford, Miss.

OXFORD, Miss. — New names and faces were an important part of the outcome as the Rebels defeated the Troy Trojans, 28-10, on Saturday afternoon.

A total of 27 new Rebels made their debut on Saturday, helping push Ole Miss to its 10th straight home victory dating back to Nov. 14, 2020 — the longest home winning streak in program history since winning 33 in a row from Nov. 1, 1952 to Nov. 7, 1964.

Defensively, junior TCU transfer Khari Coleman was a one-man wrecking crew in his Rebel debut, terrorizing the Troy backfield with 5.0 tackles for loss and 2.0 sacks on eight total tackles — marking just the third time since 1999 that a Rebel has notched at least 5.0 tackles for loss, joining Mark Robertson's 5.0 in 2021 and Kendrick Clancy's 6.0 in 1999. After Ole Miss won the opening coin toss and deferred, Troy took the kickoff and had an eight-play drive to midfield. But the Trojans stalled there as the Rebel defense stepped up. Dart was 1-for-3 on his first drive as a Rebel that also stalled for Ole Miss near midfield.

After another early Troy drive produced nothing, the Rebels went to work for the game's first points. Nine plays and 82 yards later, Ulysses Bentley IV took it in from two yards out for a touchdown, and the PAT by Jonathan Cruz made it 7-0 Rebels with 2:25 to go in the first. On that drive Dart connected on a 16-yard pass to Jonathan Mingo, and a big Evans rush of 46 yards setup the Bentley score.

Ole Miss added two touchdowns in the second quarter, a two-yard scamper by Mingo and then another two-yard rush, this time by the freshman Judkins to the right pylon to give Ole Miss an early 21-0 lead with 6:38 to go in the first half.

Troy got its first points of the game to end the first half on a 31-yard field goal by Brooks Buce as time expired, making it a 21-3 game at the break.

The Rebels took the second half opening kickoff and impressively drove 75 yards in 13 plays, capped by a 12-yard touchdown pass from Dart to senior wide receiver Malik Heath. The extra point by Cruz made it 28-3 Rebels, and even though there was a lot of time remaining, this one was all but over less than five minutes into the third quarter.

Later in the quarter, Ole Miss seemed poised for more points at the Troy 22 after Miles Battle intercepted a Gunnar Watson pass with 6:26 to go in the third. But on the very next play, Dart was intercepted in the end zone by the Trojans' Markeis Colvin.

In the fourth quarter, Troy scored its lone touchdown on fourth and goal at the Rebel 3-yard line on a pass from Watson to Rajae Johnson, the end of a 39-yard drive that took 11 plays. The point after by Buce was good, and it was 28-10.

Troy	0	3	0	7	10
Ole Miss	7	14	7	0	28
1st Quarter					OM-TR
02:25 OM	U. Bentley 2 yd run (Jonathan Cruz kick)				7-0
2nd Quarter					
11:51 OM	Jonathan Mingo 2 yd run (Jonathan Cruz kick)				14-0
06:38 OM	Q. Judkins 2 yd run (Jonathan Cruz kick)				21-0
00:00 TROY	Buce, Brooks 31 yd field goal				21-3
3rd Quarter					
10:42 OM	M. Heath 12 yd pass from J. Dart (Jonathan Cruz kick)				28-3
4th Quarter					
07:17 TROY	R. Johnson 3 yd pass from G. Watson (B. Buce kick)				28-10

Team Stats	TROY	OM
First Downs	20	24
Rushes-Yards	33-60	44-266
Passing Yards	286	167
Comp.-Att.-Int.	35-48-1	19-29-1
Total Plays-Yards	81-346	73-433
Fumbles-Lost	2-1	4-2
Penalties-Yards	6-37	3-16
Punt Returns-Avg.	0-0.0	0-0.0
KO Returns-Avg.	0-0.0	1-13.0
Interceptions	1	1
Possession Time	37:02	22:58
3rd Down Conv.	6-17	9-14
4th Down Conv.	2-5	1-1

Individual Leaders
Rushing
OM: Z. Evans, 20-130
Q. Judkins, 14-87 (1 TD)
TROY: K. Vidal, 12-48
Passing
OM: J. Dart, 18-27-154 (1 TD)
UL: G. Watson, 34-47-275 (1 TD)
Receiving
OM: M. Trigg, 4-33
UL: D. Stoudemire, 6-45

GAME TWO #22 OLE MISS 59, CENTRAL ARKANSAS 3

Sept. 10, 2022

Attendance: 58,373 • Vaught-Hemingway Stadium • Oxford, Miss.

OXFORD, Miss. — Ole Miss grabbed the lead from the jump and never looked back in a dominant 59-3 victory over Central Arkansas at Vaught-Hemingway Stadium on Saturday night. The Rebels played well in all three facets of the game with seven touchdowns on offense, as well as one on special teams, while forcing four turnovers.

After winning the coin toss and taking the kickoff, Altmyer immediately took a shot down the sideline to Mingo for a 36-yard gain. Ole Miss ran the ball four straight times before Altmyer punched the first score of the game with a 7-yard touchdown pass to Trigg.

The Rebel defense stopped Central Arkansas' offense on its first drive and forced a punt. The Bears' fumbled the snap, which was picked off the ground by Tension and taken to the end zone. Central Arkansas was unable to get anything going on offense on the ensuing drive, and Ole Miss blocked a punt to regain the ball on the UCA's 4-yard line. It took two plays for Altmyer and Trigg to connect on their second touchdown of the night.

Following a Bears' three-and-out, Ole Miss would score once more before the end of the first quarter. He put the offense in position to score with a 26-yard pass to Malik Heath down the middle of the field on a 1st-and-24.

The scoring settled down in the second quarter as Cruz's field goal were the only points of the frame. Ole Miss went into the half leading 31-0.

Ole Miss ramped it back up to start the second half. The defense forced a three-and-out, giving the ball to the Rebel offense. On the second play of the drive, Dart launched a 51-yard bomb to Mingo with an incredible catch over the Bears' cornerback. Two plays later, Zach Evans bulldozed his way into the endzone. On the very next drive, Dart found Dayton Wade behind the defense for a 39-yard reception. The next play, he located Trigg open to the left for six, extending the Rebel lead to 45 after the Cruz extra point. Trigg became just the 11th Rebel to score three touchdowns in a single game.

The Rebels' offense continued to command the game as they crossed the goal line one more time before the third quarter finished.

In the fourth, Central Arkansas marched down the field, cutting a big chunk of the field by throwing it deep for 36 yards. However, the Bears settled for a field to get on the board, down 52-3. As the game was nearing its end, UCA fumbled on a punt return and Ole Miss recovered it inside the 10. Ulysses Bentley IV put the cherry on top with an 11-yard rushing touchdown.

Central Arkansas	0	0	0	3	3
Ole Miss	28	3	21	7	59
1st Quarter					CA-OM
12:55 OM	M. Trigg 7 yd pass from L. Altmyer (J. Cruz kick)				0-7
07:09 OM	L. Tension 25 yd fumble recovery (J. Cruz kick)				0-14
05:02 OM	M. Trigg 4 yd pass from L. Altmyer (J. Cruz kick)				0-21
00:21 OM	L. Altmyer 1 yd run (J. Cruz kick)				0-28
2nd Quarter					
00:00 OM	J. Cruz 41 yd field goal				0-31
3rd Quarter					
11:38 OM	Z. Evans 3 yd run (J. Cruz kick)				0-38
08:09 OM	M. Trigg 2 yd pass from J. Dart (J. Cruz kick)				0-45
01:19 OM	M. Heath 6 yd pass from J. Dart (C. Schanefelt kick)				0-52
4th Quarter					
09:54 UCA	H. Ray 31 yd field goal				3-52
03:23 OM	U. Bentley 11 yd run (C. Schanefelt kick)				3-59

Team Stats	UCA	OM	Individual Leaders
First Downs	12	25	Rushing
Rushes-Yards	40-142	37-243	OM: Q. Judkins, 10-104
Passing Yards	131	277	Z. Evans, 11-53 (1 TD)
Comp.-Att.-Int.	14-31-2	18-32-1	UCA: D. Hale, 15-46
Total Plays-Yards	71-233	69-510	Passing
Fumbles-Lost	4-2	1-0	OM: J. Dart, 10-15-182 (2 TD)
Penalties-Yards	8-68	9-79	UCA: W. McElvain, 13-27-126
Punt Returns-Avg.	3-6.3	2-14.5	Receiving
KO Returns-Avg.	2-12.0	2-19.0	OM: M. Trigg, 5-28 (3 TD)
Interceptions	1	2	J. Mingo, 3-103
Possession Time	36:16	23:44	UCA: J. Barnes, 6-84
3rd Down Conv.	4-18	3-8	
4th Down Conv.	1-5	0-2	

GAME THREE
#17 OLE MISS 42, GEORGIA TECH 0

Sept. 17, 2022
Attendance: 40,293 • Bobby Dodd Stadium • Atlanta, Ga.

ATLANTA — Ole Miss was dominant in its first road contest of the year on Saturday, as the Rebels ran right through Bobby Dodd Stadium to take a convincing 42-0 victory from Georgia Tech.

From the opening drive it looked like Ole Miss (3-0) was on a mission in Atlanta, as the three-headed Rebel backfield of Zach Evans, Quinshon Judkins and Ulysses Bentley IV put together their best performance of the season against Georgia Tech (1-2) to help lead the Rebels to a season-high 316 rushing yards on the day, as well as six total rushing touchdowns.

Evans (18 carries, 134 yards), Judkins (19 carries, 98 yards) and Bentley IV (eight carries, 27 yards) each finished with two rushing touchdowns apiece, marking the first time three Rebels recorded at least two rushing touchdowns since the team's 1979 matchup with Vanderbilt.

The Rebel defense also played a major role in the team's win over the Yellow Jackets, pitching their first full-game shutout since 2014 when Ole Miss took down Presbyterian, 48-0. The Ole Miss defense stonewalled Georgia Tech, allowing just 214 total yards along with seven total sacks on the day. The stout Rebel defensive unit has allowed only 13 points through its first three games of 2022, and have held opponents scoreless in nine of 12 quarters this season — including seven of the last eight.

The Rebels got to work right away after receiving the opening kickoff, as the Jaxson Dart led offense marched down the field on a 74-yard scoring drive that only took 1:21 off the clock in five plays before it was capped off with an Evans 3-yard touchdown run. Despite only completing one pass on the opening drive, Dart would still record a season-high 207 yards through the air for the Rebels on a 10-of-16 clip before his day would come to an end.

Momentum remained in the Rebels' corner on the defensive side of the ball, when a three-and-out drive for the Yellow Jackets led to a punt being blocked and recovered by Cedric Johnson at the Georgia Tech 20-yard line. The Rebels would capitalize on the field position, with Judkins running for a 7-yard touchdown to put Ole Miss up 14-0 early in Atlanta.

Johnson's punt block marks the second of the season for the Rebel special teams unit, as well as the first time that an Ole Miss team has had two punt blocks in a single season since 2007. It also stands as the first time the Rebels have blocked a punt in consecutive games since 1998.

The second quarter saw Evans continue his dominance running the ball, as he ripped off a 26-yard touchdown scamper to bump the Ole Miss lead up to 21-0, while hitting 100 first-half rushing yards for the second time this season. The Rebel defense held strong for the remainder of the frame, holding the Yellow Jackets scoreless into the halftime break.

It marked the second consecutive game in which Ole Miss has held their opponent to under 250 total yards on offense.

Ole Miss	14	7	21	0	42
Georgia Tech	0	0	0	0	0
1st Quarter					OM-GT
13:34	OM	Z. Evans 3 yd run (Jonathan Cruz kick)			7-0
09:51	OM	Q. Judkins 7 yd run (Jonathan Cruz kick)			14-0
2nd Quarter					
05:36	OM	Z. Evans 26 yd run (Jonathan Cruz kick)			21-0
3rd Quarter					
08:51	OM	Q. Judkins 1 yd run (Jonathan Cruz kick)			28-0
05:20	OM	U. Bentley 15 yd run (Jonathan Cruz kick)			35-0
00:02	OM	U. Bentley 1 yd run (Jonathan Cruz kick)			42-0

Team Stats	OM	GT
First Downs	31	13
Rushes-Yards	62-316	34-53
Passing Yards	231	161
Comp.-Att.-Int.	12-19-1	18-32-0
Total Plays-Yards	81-547	66-214
Fumbles-Lost	1-0	0-0
Penalties-Yards	6-55	4-25
Punt Returns-Avg.	4-16.0	0-0.0
KO Returns-Avg.	1-23.0	0-0.0
Interceptions	0	1
Possession Time	30:53	29:07
3rd Down Conv.	7-15	6-18
4th Down Conv.	3-3	0-2

Individual Leaders
Rushing
OM: Z. Evans, 18-134 (2 TD)
Q. Judkins, 19-98 (2 TD)
U. Bentley, 8-27 (2 TD)
GT: H. Hall, 8-27
Passing
OM: J. Dart, 10-16-207
GT: J. Sims, 18-32-161
Receiving
OM: M. Heath, 4-78
GT: M. Rutherford, 4-52

GAME FOUR
#13 OLE MISS 35, TULSA 27

Sept. 24, 2022
Attendance: 60,641 • Vaught-Hemingway Stadium • Oxford, Miss.

OXFORD, Miss. - Ole Miss anticipated an aerial shootout against Tulsa's top-ranked passing offense, but a tough Rebel running game and a defensive effort that never fully broke helped the 13th-ranked Rebels hold on, 35-27, over the Golden Hurricane on Saturday.

The Rebels (4-0) battled back from an early 14-7 first quarter deficit to take a 35-17 halftime lead over Tulsa (2-2), but the second half became a defensive slugfest highly dependent on the running game and field position.

On the ground, Ole Miss tallied 308 of its 462 total yards, led by another impressive showing from freshman running back Quinshon Judkins, who ended the day on a career-high 140 yards and two scores on 27 carries. Today's matchup marks the first time since 1999 that Ole Miss has had at least one 100-yard rusher in four consecutive games, as well as the first time since at least 1976 in available game-by-game data that Ole Miss has opened the year with four straight games with a 100-yard rusher.

Judkins had three runs of 20 yards or more, and his two touchdowns in the second quarter pushes him to five in four games.

Judkins, starting quarterback Jaxson Dart (13 carries, 116 yards) and Zach Evans (10 carries, 48 yards, 1 TD) all secured high numbers in the rushing game for the Rebels, while Malik Heath (4 catches, 75 yards, 1 TD) and Jonathan Mingo (3 catches, 54 yards, 1 TD) hauled in 129 of Ole Miss' 154 passing yards.

It was an offensive back-and-forth battle as both teams secured at least 450 yards on offense, but the Rebels were able to put up the points needed in the first half, while the defense closed out the game in the back half.

The Rebel defense stymied Tulsa's FBS-leading passing attack to 218 yards fewer than its No. 1 ranked average of 413 yards per game entering, throwing for just 195 on Saturday.

Holding off a late surge by Tulsa, the Rebels held on for their 35-27 win over the Golden Hurricane, moving to 4-0 as the team heads into its first SEC game of the year against Kentucky.

Tulsa	14	3	3	7	27
Ole Miss	7	28	0	0	35
1st Quarter					UT-OM
13:21	OM	Z. Evans 20 yd run (J. Cruz kick)			0-7
07:55	UT	D. Brin 1 yd run (Z. Long kick)			7-7
03:17	UT	I. Epps 20 yd pass from D. Brin (Z. Long kick)			14-7
2nd Quarter					
14:25	OM	Q. Judkins 4 yd run (J. Cruz kick)			14-14
10:31	OM	M. Heath 31 yd pass from J. Dart (J. Cruz kick)			14-21
05:01	OM	Q. Judkins 1 yd run (J. Cruz kick)			14-28
01:25	OM	J. Mingo 31 yd pass from J. Dart (J. Cruz kick)			14-35
00:00	UT	Z. Long 28 yd field goal			17-35
3rd Quarter					
10:16	UT	Z. Long 20 yd field goal			20-35
4th Quarter					
14:38	UT	I. Epps 17 yd pass from B. Braxton (Z. Long kick)			27-35

Team Stats	UT	OM
First Downs	27	27
Rushes-Yards	43-262	51-308
Passing Yards	195	154
Comp.-Att.-Int.	16-35-1	13-24-0
Total Plays-Yards	78-457	75-462
Fumbles-Lost	1-0	5-1
Penalties-Yards	7-80	6-61
Punt Returns-Avg.	2--0.5	3-2.0
KO Returns-Avg.	1-13.0	1-21.0
Interceptions	0	1
Possession Time	34:13	25:47
3rd Down Conv.	4-13	7-15
4th Down Conv.	1-2	1-1

Individual Leaders
Rushing
OM: Q. Judkins, 27-140 (2 TD)
J. Dart, 13-116
UT: B. Jackson, 8-77
Passing
OM: J. Dart, 13-24-154 (2 TD)
UT: D. Brin, 7-13-112 (1 TD)
B. Braxton, 9-22-83 (1 TD)
Receiving
OM: M. Heath, 4-75 (1 TD)
J. Mingo, 3-54 (1 TD)
UT: I. Epps, 4-62 (2 TD)

GAME FIVE #11 OLE MISS 22, #7 KENTUCKY 19

Oct. 1, 2022

Attendance: 64,828 • Vaught-Hemingway Stadium • Oxford, Miss.

OXFORD, Miss. — Ole Miss recovered two Kentucky fumbles to preserve a dramatic 22-19 victory and move to 5-0 overall and 1-0 in SEC play. The Wildcats fell to 4-1 and 1-1.

With the Rebels clinging to a three-point lead, a 26-yard field goal by Jonathan Cruz their only points of the second half, it was the Ole Miss defense which saved the day.

Ole Miss jumped out to an early 14-0 lead, but this one would be far from over. Dart was the key to the Rebels' first scoring drive. In six plays from his own 35-yard line, the Rebel signal-caller had Ole Miss in the end zone. Zach Evans took it in from the 4 for his lone touchdown of the day. Cruz made the extra point and Ole Miss led 7-0 with 7:09 to go in the first quarter.

After Kentucky placekicker Matt Ruffolo missed a 39-yard field goal, Ole Miss moved downfield for another touchdown. Quinshon Judkins burst through the middle of the line and raced 48 yards for a touchdown, a beautiful run that had those in red and blue among the capacity crowd roaring their approval. The point after by Cruz made it 14-0 with 59 seconds remaining in the first quarter.

The Rebels' own defense was also able to slow down a potent Wildcat offensive attack. However, UK did answer the two early touchdowns with one of its own.

Kentucky's Barion Brown returned the kickoff from his own goal line to the Ole Miss 15 to set things up for the visitors. Christopher Rodriguez's touchdown rush of 10 yards cut the UM lead to 14-6. The first quarter ended with Ole Miss up eight points.

After the Rebels' subsequent drive stalled, Fraser Masin punted to Kentucky and the ball was downed at the 1-yard line. Tavius Robinson of Ole Miss was then credited with a sack as Levis delivered the football in the right flat - to nobody. The ruling was intentional grounding, and a safety was awarded to the Rebels for a 16-6 UM lead.

On fourth and 20, Cruz connected on a 53-yard field goal, and Ole Miss led 19-6 with 7:03 to go before halftime. The kick was tied for sixth longest field goal in school history and the longest since Bryson Rose kicked a game-winner against Arkansas in Little Rock in 2012.

A nine-play drive capped by a Levis to Robinson touchdown pass of five yards made the score 19-12. The extra point kick was not attempted with a bobbled snap and a tackle by Ole Miss. There was 1:23 left before halftime.

To open the third quarter starting at the UM 49, the Wildcats soon scored on a 17-yard pass from Levis to Jordan Dingle. This time, Ruffolo was good on the extra point. It was 19-19 with 6:22 to go, and it was clearly anybody's ballgame.

Ole Miss started a drive at its own 35 for what would be the game's final points. With 2:19 to go in the third, a Cruz field goal of 26 yards put the Rebels back in front 22-19. The drive covered 57 yards in 13 plays.

Ole Miss	14	5	3	0	22
Kentucky	6	6	7	0	19
1st Quarter					
07:09	OM	Z. Evans 4 yd run (Jonathan Cruz kick)			7-0
00:59	OM	Q. Judkins 48 yd run (Jonathan Cruz kick)			14-0
00:00	UK	Rodriguez Jr.,C 10 yd run (Matt Ruffolo kick blocked)			14-6
2nd Quarter					
10:28	OM	TEAM safety			16-6
07:03	OM	Jonathan Cruz 53 yd field goal			19-6
01:23	UK	Tavio Robinson 5 yd pass from Will Levis (TEAM rush failed)			19-12
3rd Quarter					
06:22	UK	Jordan Dingle 17 yd pass from Will Levis (Matt Ruffolo kick)			19-19
02:19	OM	Jonathan Cruz 26 yd field goal			22-19

Team Stats	OM	UK
First Downs	19	17
Rushes-Yards	39-186	37-108
Passing Yards	213	220
Comp.-Att.-Int.	15-29-1	18-24-0
Total Plays-Yards	68-399	61-328
Fumbles-Lost	1-0	3-2
Penalties-Yards	3-31	4-15
Punt Returns-Avg.	0-0.0	1-0.0
KO Returns-Avg.	5-58.8	5-65.6
Interceptions	0	1
Possession Time	23:07	36:53
3rd Down Conv.	7-14	7-14
4th Down Conv.	0-1	1-2

Individual Leaders
Rushing
OM: Q. Judkins, 15-106 (1 TD)
J. Dart, 8-40
UK: C. Rodriguez Jr., 19-72 (1 TD)
Passing
OM: J. Dart, 15-29-213
UK: W. Levis, 18-24-220
Receiving
OM: M. Heath, 6-100
UK: C. Rodriguez Jr., 3-40

GAME SIX #9 OLE MISS 52, VANDERBILT 28

Oct. 8, 2022

Attendance: 31,567 • FirstBank Stadium • Nashville, Tenn.

NASHVILLE, Tenn. — Despite entering the game with the No. 4 rush offense in the nation, the Rebels took to the air in record-setting fashion to take down Vanderbilt, 52-28, in Nashville on Saturday.

The Rebels (6-0, 2-0 SEC) saw career days from Jaxson Dart, Jonathan Mingo and Jordan Watkins as the team logged a season-high 591 total yards of offense en route to their road win over the Commodores (3-3, 0-2 SEC) at FirstBank Stadium.

Dart's day ended with the sophomore finishing 25-of-32 for a career-high 448 yards along with a season-high three passing touchdowns. The game ties Dart for fifth in the Ole Miss record books for single-game passing yards, matching Jordan Ta'amu's 2018 performance against Southern Illinois.

Dart's stat-line can be credited in large part to his favorite target on the day, Jonathan Mingo, who broke the Ole Miss single-game receiving record set by Elijah Moore in 2020 (238 yards) by logging nine catches for 247 yards and two touchdowns. The performance shatters Mingo's previous career-high of 136 yards in his standout game last season against Tulane.

Mingo's day also currently stands as the nation's top single-game receiving performance of the year, surpassing Kent State's Dante Cephas, who logged 246 yards through the air a week ago against Ohio.

Also bringing in a career-high in receiving yards on the day was Watkins, who ended his day with 117 yards on seven catches, including a 61-yard touchdown strike in the opening half.

The Rebel backfield still found the endzone on numerous occasions, with the team tallying four rushing touchdowns on the day — including two more from freshman running back Quinshon Judkins. Judkins has now scored touchdowns in each of his last four games, with his eight rushing touchdowns on the year marking the most by an Ole Miss freshman since John Rhys Plumlee scored 12 in 2019.

The Ole Miss defense was headlined by starting safety AJ Finley, who finished with a career-high 13 total tackles.

Vanderbilt	3	17	0	8	28
Ole Miss	3	14	21	14	52
1st Quarter					
11:17	OM	J. Cruz 35 yd field goal			3-0
06:08	VU	J. Bulovas 23 yd field goal			3-3
2nd Quarter					
13:35	VU	J. McGowan 36 yd pass from AJ Swann (J. Bulovas kick)			3-10
11:22	VU	J. Bulovas 34 yd field goal			3-13
10:26	OM	J. Watkins 61 yd pass from J. Dart (J. Cruz kick)			10-13
01:32	VU	R. Davis 5 yd run (J. Bulovas kick)			10-20
00:21	OM	Q. Judkins 2 yd run (J. Cruz kick)			17-20
3rd Quarter					
09:57	OM	Z. Evans 24 yd run (J. Cruz kick)			24-20
08:29	OM	Q. Judkins 6 yd run (J. Cruz kick)			31-20
06:30	OM	J. Mingo 71 yd pass from J. Dart (J. Cruz kick)			38-20
4th Quarter					
06:49	OM	J. Mingo 72 yd pass from J. Dart (J. Cruz kick)			45-20
04:03	VU	W. Sheppard 9 yd pass from AJ Swann (AJ Swann pass)			45-28
00:18	OM	M. Jones 1 yd run (J. Cruz kick)			52-28

Team Stats	VU	OM
First Downs	21	22
Rushes-Yards	40-122	28-143
Passing Yards	281	448
Comp.-Att.-Int.	27-38-0	25-32-2
Total Plays-Yards	78-403	60-591
Fumbles-Lost	1-1	0-0
Penalties-Yards	5-50	9-85
Punt Returns-Avg.	3-38.7	0-0
KO Returns-Avg.	6-54.0	9-58.0
Interceptions	2	0
Possession Time	18:43	41:17
3rd Down Conv.	7-17	8-11
4th Down Conv.	3-4	1-2

Individual Leaders
Rushing
OM: Z. Evans, 11-80 (1 TD)
Q. Judkins, 11-46 (2 TD)
VU: R. Davis, 27-105 (1 TD)
Passing
OM: J. Dart, 25-32-448 (3 TD)
VU: AJ Swann, 27-38-281 (2 TD)
Receiving
OM: J. Mingo, 9-247 (2 TD)
J. Watkins, 7-117 (1 TD)
VU: W. Sheppard, 9-87 (1 TD)

GAME SEVEN
#9 OLE MISS 48, AUBURN 34

Oct. 15, 2022

Attendance: 65,243 • Vaught-Hemingway Stadium • Oxford, Miss.

OXFORD, Miss. — Although it took much of the first quarter for points to be scored in Saturday's Southeastern Conference game between No. 9 Ole Miss and Auburn, it then became a scoring fest as the Rebels won 48-34.

Ole Miss is now 7-0 overall and 3-0 in the SEC, while Auburn is 3-4 and 1-3.

The final stats proved that offense was indeed the name of this game. Ole Miss finished with 578 yards, and Auburn had 441. It was the ground game for both teams that was impressive — Ole Miss with 69 rushing attempts for 448 yards, while Auburn ran the football 48 times for 301 yards.

The 448 yards for the Rebels were the fifth most rushing yards in school history for a single game and the most since 1962. Against an SEC opponent, it was the most rushing yards in a game since 1951.

For the first time since 1975, Ole Miss had three 100-yard rushers in a game. Quinshon Judkins and Zach Evans were the Rebels one-two punch on the ground today— Judkins with 25 carries for 139 yards and two touchdowns, while Evans had 136 yards on 21 carries and a touchdown. But quarterback Jaxson Dart also ran effectively with 14 carries for 115 yards.

Dart ended the day 9-for-19 in the passing department for 130 yards, with three touchdowns and one interception. Ole Miss had 29 first downs to 18 for Auburn.

Otis Reese led the Rebels with 10 tackles, four of them solos, while A.J. Finley had eight, including four solos.

The game's first points came with 6:42 to go in the first quarter, a direct result of an interception by the Rebels' Finley of a Robby Ashford pass. After a Dayton Wade run of 11 yards, it was Dart to Wade for a 35-yard touchdown pass that got the day's scoring started. Jonathan Cruz was good on the extra point, and Ole Miss led 7-0.

After a lightning delay of 30 minutes, the two teams finished the game. They were moving downfield until at the 2:34 mark, an Ashford pass was intercepted by Deantre Prince to basically end this one in favor of the Rebels.

Ole Miss	14	14	10	10	48
Auburn	0	17	14	3	34

1st Quarter					OM-AU
06:42	OM	D. Wade	35 yd pass from J. Dart (J. Cruz kick)		7-0
02:43	OM	Z. Evans	23 yd pass from J. Dart (J. Cruz kick)		14-0

2nd Quarter					
14:36	OM	Z. Evans	3 yd run (J. Cruz kick)		21-0
10:22	AU	R. Ashford	2 yd run (A. Carlson kick)		21-7
05:24	AU	T. Bigsby	2 yd run (A. Carlson kick)		21-14
02:52	OM	Q. Judkins	7 yd pass from J. Dart (J. Cruz kick)		28-14
00:00	AU	A. Carlson	42 yd field goal		28-17

3rd Quarter					
13:34	AU	T. Bigsby	50 yd run (A. Carlson kick)		28-24
09:46	OM	J. Cruz	23 yd field goal		31-24
06:40	OM	Q. Judkins	5 yd run (J. Cruz kick)		38-24
02:30	AU	R. Ashford	11 yd run (A. Carlson kick)		38-31

4th Quarter					
12:28	OM	J. Cruz	42 yd field goal		41-31
09:05	AU	A. Carlson	28 yd field goal		41-34
06:26	OM	Q. Judkins	41 yd run (J. Cruz kick)		48-34

Team Stats	OM	AU	Individual Leaders
First Downs	30	17	Rushing
Rushes-Yards	69-448	48-301	OM: Q. Judkins, 25-139 (2 TD)
Passing Yards	130	140	Z. Evans, 21-136 (1 TD)
Comp.-Att.-Int.	9-19-1	8-17-2	J. Dart, 14-115
Total Plays-Yards	88-578	65-441	AU: T. Bigsby, 20-179 (2 TD)
Fumbles-Lost	2-0	2-1	Passing
Penalties-Yards	6-50	5-47	OM: J. Dart, 9-19-130
Punt Returns-Avg.	3-49.3	2-46.0	AU: R. Ashford, 8-17-140
KO Returns-Avg.	8-65.0	6-58.3	Receiving
Interceptions	2	1	OM: J. Watkins, 4-43
Possession Time	29:33	30:27	AU: K. Moore, 1-46
3rd Down Conv.	12-19	5-14	
4th Down Conv.	1-2	2-3	

GAME EIGHT
#9 OLE MISS 20, LSU 45

Oct. 22, 2022

Attendance: 100,821 • Tiger Stadium • Baton Rouge, La.

BATON ROUGE, La. — No. 7 Ole Miss was able to get another productive day out of freshman running back Quinshon Judkins, but a feisty Tiger defense and the dual-threat capabilities of quarterback Jayden Daniels pushed LSU past the Rebels, 45-20, in Death Valley on Saturday afternoon.

A strong start from the Rebels (7-1, 3-1 SEC) wasn't enough to keep the team's winning streak alive, as a big second half scoring run by the Tigers (6-2, 4-1 SEC) handed Ole Miss its first loss of the season.

Judkins carried the Rebel offense on his back, serving as the team's primary running back and finishing his day with 25 carries, 111 yards and a pair of rushing touchdowns. This now marks the fifth time this season Judkins has rushed for over 100 yards, as well as the fifth time that the Pike Road, Alabama, native has run for two rushing touchdowns in a single game.

Quarterback Jaxson Dart went 19-of-34 for 284 yards passing, primarily linking up with Malik Heath, who ended up with a career-high 145 yards receiving on eight catches.

The Rebels got to work right away on offense, stringing together a five-play, 70-yard drive with only 1:37 coming off the clock before Judkins punched in his first touchdown of the day to put Ole Miss up 7-0. Following a Tiger field goal, the freshman would run in for yet another first quarter rushing touchdown, expanding the Rebel lead to 14-3 with 6:01 to go in the opening quarter.

Jonathan Cruz opened the second frame by drilling a 32-yard field goal for the Rebels, taking the team's lead up to 14 early-on in the quarter. However, a pair of LSU touchdowns from Daniels drew the score level at 17-17 with 8:20 remaining in the half.

Another Cruz field goal, this time from 48 yards out, helped the Rebels carry a 20-17 lead into the halftime locker room over the Tigers.

The second half opened with the Tigers marching down the field to score a goal line touchdown to jump ahead of the Rebels, 24-20, with 8:25 to go in the third. Following an Ole Miss interception, LSU padded its lead with yet another rushing touchdown from Daniels to expand its lead up to 11 with 14:18 remaining on the clock.

LSU didn't let that extra yardage go to waste, putting the game out of reach with an additional pair of rushing touchdowns in the final eight minutes of play to close the door on the Tiger victory.

LSU	3	14	7	21	45
Ole Miss	14	6	0	0	20

1st Quarter					OM-LSU
13:23	OM	Q. Judkins	6 yd rush (J. Cruz kick)		7-0
08:44	LSU	D. Ramos	23 yd field goal		7-3
06:01	OM	Q. Judkins	3 yd rush (J. Cruz kick)		14-3

2nd Quarter					
14:57	OM	J. Cruz	32 yd field goal		17-3
12:11	LSU	J. Jenkins	34 yd pass from J. Daniels (D. Ramos kick)		17-10
08:20	LSU	J. Daniels	3 yd rush (D. Ramos kick)		17-17
04:08	OM	J. Cruz	48 yd field goal		20-17

3rd Quarter					
08:36	LSU	M. Taylor	1 yd pass from J. Daniels (D. Ramos kick)		20-24

4th Quarter					
14:18	LSU	J. Daniels	11 yd rush (D. Ramos kick)		20-31
08:36	LSU	J. Daniels	17 yd rush (D. Ramos kick)		20-38
02:05	LSU	J. Williams	1 yd rush (D. Ramos kick)		20-45

Team Stats	LSU	OM	Individual Leaders
First Downs	35	24	Rushing
Rushes-Yards	48-252	37-116	OM: Q. Judkins, 25-111 (2 TD)
Passing Yards	248	288	LSU: J. Daniels, 23-137 (3 TD)
Comp.-Att.-Int.	21-28-0	20-35-1	Passing
Total Plays-Yards	76-500	72-404	OM: J. Dart, 19-34-284
Fumbles-Lost	1-0	0-0	LSU: J. Daniels, 21-28-248 (2 TD)
Penalties-Yards	8-71	10-111	Receiving
Punt Returns-Avg.	0-0.0	2-4.5	OM: M. Heath, 8-145
KO Returns-Avg.	1-33.0	2-16.5	LSU: K. Boutte, 4-43
Interceptions	1	0	
Possession Time	36:19	23:41	
3rd Down Conv.	6-11	4-13	
4th Down Conv.	1-1	1-2	

GAME NINE

#11 OLE MISS 31, TEXAS A&M 28

Oct. 29, 2022

Attendance: 101,084 • Kyle Field Stadium • Bryan-College Station, Texas

BRYAN-COLLEGE STATION, Texas — Ole Miss football has a new all-time freshman rushing leader following Saturday night's game at Kyle Field, as Quinshon Judkins and the Rebels pounded the rock in a 31-28 victory over Texas A&M.

The Rebels (8-1, 4-1 SEC) ran their way through College Station with Judkins leading the charge, as Ole Miss' 390 total rushing yards proved too much for the Aggies (3-5, 1-4 SEC) to thwart. Under the lights in Texas, it was the freshman Judkins who shined the brightest, as the Pike Road, Alabama, native netted a new career-high 205 rushing yards en route to becoming the program's freshman rushing leader with 1,036 yards on the year.

Judkins now ranks fifth in program history in both rushing yards and rushing touchdowns (13) in a single season, becoming just the ninth Rebel to ever pass the 1,000 rushing yard mark in a season. Furthermore, Judkins' 205-yard effort on Saturday is just the 12th 200-yard game in Ole Miss history.

The Rebels got the ball moving from the very first snap of the game, leaning heavily on Judkins. To cap the drive off, Dart connected with Dayton Wade on an 18-yard touchdown strike just 1:58 into the game to put the Rebels up seven early.

After some big defensive stops from both teams, Ole Miss would ultimately connect on a 46-yard field goal by Jonathan Cruz to cap off the drive and take the game into halftime trailing 14-10.

A defensive stop by Ole Miss to start off the second half saw its offense backed up deep inside of its own 10-yard line, but that didn't slow the Rebel offense from marching down the field that resulted in Casey Kelly bringing in a touchdown strike from Dart to give the Rebels a 17-14 lead.

The Rebel offense kept their third quarter momentum going with yet another long scoring drive, as Jonathan Mingo took in a touchdown grab from two yards out to cap off the 85-yard drive and boost the team's lead to 24-14 over the Aggies to end the quarter.

A touchdown for the Aggies with 9:11 left on the clock cut the Rebel lead back down to three, but Judkins didn't let that last long as he crossed the 1,000-yard mark on an Ole Miss season-long 61-yard rush. Judkins went on to score from one yard out to put the Rebels back up by 10.

A late touchdown for the Aggies would bring the score back to within three, but one last defensive stop was enough to get the job done as the Rebels would walk out of Kyle Field with the 31-28 road win over Texas A&M.

Ole Miss	7	3	14	7	31
Texas A&M	14	0	0	14	28
1st Quarter					
13:02	OM	D. Wade 18 yd pass from J. Dart (J. Cruz kick)			7-0
09:37	TAMU	M. Muhammad III 3 yd pass from C. Weigman (R. Bond kick)			7-7
04:16	TAMU	E. Stewart 15 yd pass from C. Weigman (R. Bond kick)			7-14
2nd Quarter					
03:33	OM	J. Cruz 46 yd field goal			10-14
3rd Quarter					
08:00	OM	C. Kelly 1 yd pass from J. Dart (J. Cruz kick)			17-14
01:02	OM	J. Mingo 2 yd pass from J. Dart (J. Cruz kick)			24-14
4th Quarter					
09:11	TAMU	N. Thomas 2 yd pass from C. Weigman (R. Bond kick)			24-21
07:18	OM	Q. Judkins 1 yd rush (J. Cruz kick)			31-21
01:25	TAMU	D. Achane 7 yd pass from C. Weigman (R. Bond kick)			31-28

Team Stats	OM	TAMU
First Downs	26	26
Rushes-Yards	63-390	29-142
Passing Yards	140	338
Comp.-Att.-Int.	13-20-0	28-44-0
Total Plays-Yards	83-530	73-480
Fumbles-Lost	3-0	0-0
Penalties-Yards	7-66	9-51
Punt Returns-Avg.	1-1.0	3-9.5
KO Returns-Avg.	0-0.0	3-8.3
Interceptions	0	0
Possession Time	31:47	28:13
3rd Down Conv.	7-16	5-14
4th Down Conv.	2-4	1-4

Individual Leaders
Rushing
OM: Q. Judkins, 34-205 (1 TD)
J. Dart, 17-108
Z. Evans, 8-75
TAMU: D. Achane, 25-141
Passing
OM: J. Dart, 13-20-140
TAMU: C. Weigman, 28-44-338
Receiving
OM: J. Mingo, 4-89 (1 TD)
TAMU: M. Muhammad III, 8-112

GAME TEN

#11 OLE MISS 24, #9 ALABAMA 30

Nov. 12, 2022

Attendance: 65,923 • Vaught-Hemingway Stadium • Oxford, Miss.

OXFORD, Miss. — Ole Miss and Alabama waged war for four quarters, but it was the 9th-ranked Crimson Tide that came out on top, 30-24, at a packed Vaught-Hemingway Stadium on Saturday.

The Rebels (8-2, 4-2 SEC) got out to a 17-7 lead with 5:09 to go in the first half, but Alabama (8-2, 5-2 SEC) bounced back and outscored Ole Miss 23-7 the remainder of the game. The Rebel offense tallied 403 yards, and the defensive effort kept Ole Miss in the game down the stretch, holding Alabama to just 317 yards of total offense — their fewest since 2012.

Ole Miss opened the scoring after Quinshon Judkins found the end zone from one yard out to put Ole Miss up 7-0 with 1:43 to go in the opening quarter. On the next drive, the Rebel defense got a huge stop from Otis Reese to give Ole Miss the ball back early in the second quarter. Nine plays later, Ole Miss led 10-0 on a 22-yard field goal by Jonathan Cruz.

Alabama responded though, and drove the football 80 yards in seven plays, with Bryce Young connecting on a 19-yard scoring pass to Jermaine Burton to cut the Ole Miss lead to 10-7.

Judkins' second and record-breaking rushing score with 5:09 in the second quarter put the Rebels back in front 17-7, but the Crimson Tide would get a break soon. Zach Evans fumbled at his own 23-yard line with 2:23 to go before the break, and the Tide took advantage. Young connected with Cameron Latu for a touchdown with eight seconds to go before halftime, and Reichard's PAT pulled his team to within 17-14 at halftime.

The Rebel defense got a victory of its own early in the third, stopping the Alabama offense, which had to settle for a 49-yard field goal with 12:31 to go in the third to tie the score 17-17.

Ole Miss answered, though, to regain the lead. Quarterback Jaxson Dart led his troops on an 11-play, 75-yard march for a touchdown. Young continued to lead his team back, finding Ja'Corey Brooks on a five-yard strike to cap off a 14-play drive and knot things up 24-24.

The Crimson Tide took advantage of good field position after a punt in the fourth, as Reichard connected on a 23-yard field goal to retake the lead at 27-24 with 11:19 to go. Alabama continued to chew the clock, adding three more points on a 49-yard field goal with just 2:23 left to play.

Trailing 30-24, Ole Miss got its final shot and entered its two-minute offense with two timeouts at its disposal. Judkins made things happen on the drive, highlighted by a big 35-yard run to the Alabama 31-yard line. After another pickup of 14 yards, Ole Miss was knocking on the door at the Alabama 14, but was unable to convert as an incomplete pass in the endzone to Mingo on fourth down sealed the game.

Alabama	0	14	10	6	30
Ole Miss	7	10	7	0	24
1st Quarter					
01:43	OM	Q. Judkins 1 yd rush (J. Cruz kick)			7-0
2nd Quarter					
12:07	OM	J. Cruz 22 yd field goal			10-0
08:55	ALA	J. Burton 19 yd pass from B. Young (W. Reichard kick)			10-7
05:09	OM	Q. Judkins 1 yd rush (J. Cruz kick)			17-7
00:08	ALA	C. Latu 8 yd pass from B. Young (W. Reichard kick)			17-14
3rd Quarter					
12:31	ALA	W. Reichard 39 yd field goal			17-17
07:28	OM	J. Mingo 3 yd pass from J. Dart (J. Cruz kick)			24-17
01:23	ALA	J. Brooks 5 yd pass from B. Young (W. Reichard kick)			24-24
4th Quarter					
11:19	ALA	W. Reichard 23 yd field goal			24-27
02:23	ALA	W. Reichard 49 yd field goal			24-30

Team Stats	ALA	OM
First Downs	18	22
Rushes-Yards	36-108	49-191
Passing Yards	209	212
Comp.-Att.-Int.	21-33-0	18-32-0
Total Plays-Yards	69-317	81-403
Fumbles-Lost	1-1	1-1
Penalties-Yards	5-45	6-50
Punt Returns-Avg.	0-0.0	0-0.0
KO Returns-Avg.	3-10.3	3-11.7
Interceptions	0	0
Possession Time	31:23	28:37
3rd Down Conv.	6-14	8-16
4th Down Conv.	0-1	0-3

Individual Leaders
Rushing
OM: Q. Judkins, 25-135 (2 TD)
ALA: J. McClellan, 19-84
Passing
OM: J. Dart, 18-31-212 (TD)
ALA: B. Young, 21-33-209 (3 TD)
Receiving
OM: M. Heath, 6-123
J. Mingo, 7-59 (TD)
ALA: J. Brooks, 4-61 (TD)

GAME ELEVEN
OLE MISS 27, ARKANSAS 42

Nov. 19, 2022

Attendance: 71,365 • Donald W. Reynolds Stadium • Fayetteville, Ark.

FAYETTEVILLE, Ark. — The Ole Miss rushing attack was out in full force on a cold night in Fayetteville, but early success from the Razorbacks proved too big of a hill to climb as Arkansas came away with the 42-27 win on Saturday night.

Despite Ole Miss (8-3, 4-3 SEC) receiving two huge 200-yard nights on the ground from Quinshon Judkins and Zach Evans, a high-scoring Razorback offense and three defensive take-aways helped Arkansas (6-5, 3-4 SEC) pull away early and hold on late as the Rebel ground attack heated up.

Both Judkins (214 yards, one touchdown) and Evans (207 yards, one touchdown) carried the load for the Rebel offense, marking the first time in school history that two Rebel rushers eclipsed 200 yards in the same game. Saturday's offensive performance ranks third all-time in program history in terms of team rushing yards (463), while the team's total yardage of 703 on the night ranks fifth all-time.

The Razorbacks took full advantage of a Jaxson Dart fumble on the Rebels' opening drive, riding the momentum shift behind the arm of KJ Jefferson as Arkansas connected on a pair of early touchdown passes to jump ahead 14-0.

Jonathan Cruz got the Rebels on the board after converting on a 45-yard field goal try, but the Razorback offense got right back to work, with Jefferson throwing for his third touchdown pass of the half. Another Cruz field goal from 32 yards out saw Ole Miss trail 21-6 with 4:38 remaining in the half.

The turnovers, paired with the running of Arkansas' Raheim Sanders, helped the Razorbacks take a 35-6 lead into the locker room at the break. Of Sanders' 232 yards rushing, 153 yards and two touchdowns came in the first half alone.

Sanders opened the second half much like the first, with the sophomore ripping off a 68-yard touchdown scamper to bump the Razorback lead up to 36 points.

The Rebel offense found some traction in the fourth quarter, though, behind their backfield of Judkins and Evans as both running backs found their way into the endzone to cut down the Arkansas lead. Judkins also made history on the day as the game came to a close, eclipsing the Ole Miss single-season rushing record of 1,312 yards set by Kayo Dottley in 1949.

The Rebels will now face a short week in preparation for the team's regular season finale on Thanksgiving Day, when it hosts in-state rival Mississippi State (7-4, 3-4 SEC) for the annual Battle for the Golden Egg. Kickoff against the Bulldogs is set for 6 p.m. CT Thursday on ESPN.

Ole Miss	3	3	0	21	27
Arkansas	14	21	7	0	42
1st Quarter					
08:28	AR	M. Landers 8 yd pass from K. Jefferson (C. Little kick)			0-7
03:44	AR	M. Landers 23 yd pass from K. Jefferson (C. Little kick)			0-14
02:00	OM	J. Cruz 45 yd field goal			3-14
2nd Quarter					
14:03	AR	K. Jackson Jr. 20 yd pass from K. Jefferson (C. Little kick)			3-21
04:38	OM	J. Cruz 32 yd field goal			6-21
02:20	AR	R. Sanders 20 yd rush (C. Little kick)			6-28
00:05	AR	R. Sanders 8 yd rush (C. Little kick)			6-35
3rd Quarter					
14:16	AR	R. Sanders 68 yd rush (C. Little kick)			6-42
4th Quarter					
14:02	OM	Q. Judkins 1 yd rush (J. Mingo pass from J. Dart failed)			12-42
08:02	OM	Z. Evans 48 yd rush (J. Mingo pass from J. Dart)			20-42
02:55	OM	M. Heath 13 yd pass from J. Dart (J. Cruz kick)			27-42

Team Stats	OM	AR	Individual Leaders
First Downs	32	24	Rushing
Rushes-Yards	53-463	43-335	OM: Q. Judkins, 24-214 (1 TD)
Passing Yards	240	168	Z. Evans, 17-207 (1 TD)
Comp.-Att.-Int.	21-36-1	17-22-0	AR: R. Sanders, 24-232 (3 TD)
Total Plays-Yards	89-703	65-503	Passing
Fumbles-Lost	2-2	0-0	OM: J. Dart, 21-36-240 (1 TD)
Penalties-Yards	12-116	7-61	AR: KJ Jefferson, 17-22-168 (3 TD)
Punt Returns-Avg.	0-0-0	0-0-0	Receiving
KO Returns-Avg.	1-0-0	0-0-0	OM: M. Heath, 9-140 (1 TD)
Interceptions	1	0	AR: M. Landers, 3-38 (2 TD)
Possession Time	30:10	29:50	
3rd Down Conv.	7-16	5-12	
4th Down Conv.	2-3	0-0	

GAME TWELVE
#20 OLE MISS 22, MISSISSIPPI STATE 24

Nov. 24, 2022

Attendance: 65,487 • Vaught-Hemingway Stadium • Oxford, Miss.

OXFORD, Miss. — In the 119th Egg Bowl meetup between two in-state rival teams, the Ole Miss Rebels fought through a rainy Thanksgiving night at Vaught-Hemingway Stadium to fall in a close-knit battle to the Mississippi State Bulldogs, 22-24.

The Rebel defense gave Ole Miss (8-4, 4-4) multiple momentum sparks, forcing three fumbles into turnovers against the Mississippi State (8-4, 4-4) offense. Troy Brown (14), Otis Reese (11), and Tysheem Johnson (10) all walked away with double-digit tackles for the night — Brown and Reese earning season-high numbers.

Ole Miss struck first with a 32-yard field goal from Jonathan Cruz to make it a 3-0 game with 12:16 left in the opening quarter. Mississippi State responded quickly, driving down the field in 10 plays before Jo'quavious Marks completed the drive running up the middle into the end zone to bounce the game back in the Bulldogs' favor.

After an up-tempo drive where Ole Miss gained 58 yards down the field, the Bulldogs stalled the Rebels in the red zone, forcing them to settle with a Cruz 33-yard field goal with 1:33 left in the first quarter.

The following drive led the Ole Miss offense to the Mississippi State 39-yard line. The Rebels looked to Cruz for a 49-yard field goal attempt, which Cruz completed right up the middle for Ole Miss to take back the lead 9-7 in the second quarter.

The drive was highlighted by the run game with a 17-yard rush by Quinshon Judkins to put the Rebels inside the 10. On a fourth down conversion on the three-yard line, a trick play was brought to perfect execution with a completed pass to JJ Pegues in the end zone to give Ole Miss its first touchdown of the night.

At the Ole Miss 19, Rogers found Lideatrick Griffin in the end zone to complete the 75-yard drive to end the half with a score of 16-14 in favor of the Rebels.

The rain came down to begin the second half, bringing out big-time defensive stops for both teams.

After completing a 78-yard drive, Mississippi State converted a 34-yard field goal to regain the lead, 17-16, in the fourth quarter with 13:46 left in the game.

Following another defensive stop, the Bulldogs connected on a 22-yard touchdown pass from Rogers to Rara Thomas to give Mississippi State an eight-point lead at 24-16.

In the dying minutes, Ole Miss marched down 99 yards ending with a 23-yard pass to Dayton Wade into the end zone to score a touchdown that put the Rebels two points away from equalizing. Ole Miss elected to go for two but ultimately failed to convert, keeping the Rebels behind 22-24.

Mississippi State	7	7	0	10	24
Ole Miss	6	10	0	6	22
1st Quarter					
12:16	OM	J. Cruz 32 yd FG			3-0
08:16	MSU	J. Marks 1 yd rush (M. Biscardi kick)			3-7
01:33	OM	J. Cruz 33 yd FG			6-7
2nd Quarter					
12:04	OM	J. Cruz 49 yd FG			9-7
01:55	OM	J. Pegues 1 yd pass from J. Dart (J. Cruz kick)			16-7
00:08	MSU	L. Griffin 19 yd pass from W. Rogers (M. Biscardi kick)			16-14
4th Quarter					
13:46	MSU	M. Biscardi 34 yd FG			16-17
07:58	MSU	R. Thomas 22 yd pass from W. Rogers (M. Biscardi kick)			16-24
01:25	OM	D. Wade 23 yd pass from J. Dart (J. Mingo pass from J. Dart failed)			22-24

Team Stats	MSU	OM	Individual Leaders
First Downs	20	19	Rushing
Rushes-Yards	37-97	39-78	OM: Q. Judkins, 22-91
Passing Yards	239	257	MSU: J. Marks, 14-76 (1 TD)
Comp.-Att.-Int.	27-40-1	31-39-0	Passing
Total Plays-Yards	77-336	78-335	OM: J. Dart, 30-38-250 (2 TD)
Fumbles-Lost	3-2	1-1	MSU: W. Rogers, 27-39-239 (2 TD)
Penalties-Yards	6-47	4-20	Receiving
Punt Returns-Avg.	2-17.0	2--0.5	OM: D. Wade, 8-88 (1 TD)
KO Returns-Avg.	2-23.5	2-12.5	MSU: D. Johnson, 8-46
Interceptions	0	1	
Possession Time	32:22	27:38	
3rd Down Conv.	8-16	4-17	
4th Down Conv.	0-1	3-4	

GAME THIRTEEN TEXAS TECH 42, OLE MISS 25

TaxAct Texas Bowl • Dec. 28, 2022
Attendance: 53,251 • NRG Stadium • Houston, Texas

HOUSTON — Ole Miss football battled to the very end, but the Rebels couldn't overcome five turnovers as their comeback bid fell short in a 42-25 TaxAct Texas Bowl defeat to Texas Tech.

Ole Miss outgained Texas Tech 558-484 on the night at NRG Stadium, but the Rebels coughed up five turnovers and went 2-for-7 on fourth-down attempts in the defeat, finishing the 2022 campaign at 8-5.

Jaxson Dart racked up 427 total yards and accounted for three touchdowns to fuel the Rebel offense. Malik Heath was his top target on the night hauling in eight receptions for 137 yards and a highlight-reel one-handed touchdown. Quinshon Judkins and Zach Evans combined for 128 rushing yards and one touchdown.

Defensively, Tavius Robinson had a massive night for the Rebels, forcing two fumbles in addition to a sack and a QB hurry. Ashanti Cistrunk led the team in tackles with 12, while Trey Washington had his best game in a Rebel uniform, notching nine tackles and his first career interception.

After the Rebel offense couldn't capitalize, the Ole Miss defense yielded a two-yard score to quarterback Tyler Shough to put Texas Tech up 7-0 with 6:43 left in the quarter.

Ole Miss struck back in quick fashion on a five-play, 75-yard drive that lasted just 77 seconds and ended with an eight-yard rushing score by Zach Evans to knot the game 7-7. Tech drove back into Ole Miss territory, but the Rebel defense held, forcing a 42-yard field goal to put the Red Raiders up 10-7 at 3:23.

Tech made the most of the short field again with another two-yard touchdown on the ground by Shough to put the Red Raiders up 17-7. Texas Tech tacked on another 32-yard field goal on its next drive to go up 20-7.

Ole Miss struck first in the second half on an 11-yard pass from Dart to wide receiver Jordan Watkins at the 9:08 mark following a long 10-play, 80-yard drive.

Dart put the Rebels back on the board following a gutsy 9-yard touchdown scamper that left him banged up in the endzone following a seven-play, 75-yard scoring drive to make it 35-19 with 7:35 to play — his first rushing touchdown as a Rebel.

Senior wideout Malik Heath highlighted a big night with an acrobatic 19-yard touchdown catch from Dart with 3:10 to play, but the Rebel two-point conversion attempt failed, putting the Red Raiders back up to a 42-25 lead.

Texas Tech	10	16	0	16	42
Ole Miss	7	0	6	12	25
1st Quarter					TT-OM
06:43	TT	T. Shough 2 yd rush (T. Wolff kick)			7-0
05:26	OM	Z. Evans 8 yd rush (J. Cruz kick)			7-7
03:23	TT	T. Wolff 42 yd FG			10-7
2nd Quarter					
06:59	TT	T. Shough 2 yd rush (T. Wolff kick)			17-7
00:28	TT	J. Bradley 12 yd pass from T. Shough (2-point conversion failed)			26-7
3rd Quarter					
09:08	OM	J. Watkins 11 yd pass from J. Dart (J. Cruz kick missed)			26-13
4th Quarter					
13:20	TT	S. Thompson 1 yd rush (X. White rush failed)			32-13
09:36	TT	T. Wolff 26 yd FG			35-13
07:35	OM	J. Dart 9 yd rush (M. Trigg from L. Altmeyer failed)			35-19
03:10	OM	M. Heath 19 yd pass from J. Dart (2-point conversion failed)			35-25
03:03	TT	L. Fouonji 44 yd kickoff return (T. Wolff kick)			42-25

Team Stats	TT	OM
First Downs	27	27
Rushes-Yards	48-242	43-197
Passing Yards	242	197
Comp.-Att.-Int.	24-40-1	25-41-3
Total Plays-Yards	88-484	84-558
Fumbles-Lost	3-2	2-2
Penalties-Yards	3-15	8-86
Punt Returns-Avg.	1-0.0	0-0.0
KO Returns-Avg.	3-28.7	3-11.3
Interceptions	3	1
Possession Time	33:24	26:36
3rd Down Conv.	7-19	5-13
4th Down Conv.	5-6	2-7

Individual Leaders	
Rushing	
OM:	Q. Judkins, 23-91
TT:	T. Shough, 25-111 (2 TD)
Passing	
OM:	J. Dart, 25-41-361 (2 TD)
TT:	T. Shough, 24-39-242 (1 TD)
Receiving	
OM:	M. Heath, 8-137
TT:	L. Fouonji, 7-100



OLE MISS SEC STATISTICAL CHAMPIONS - TEAM

RUSHING DEFENSE

Year	Games	Plays	Gain	Loss	Net	Avg
1954	10	374	1274	373	901	90.1
1960	10	386	1315	434	881	88.1
1963	9	316	1000	301	699	77.7
1966	10	408	1231	490	741	74.1
1993	11	463	1584	457	1127	102.5

PASSING DEFENSE

Year	Games	Att	Comp	Pct	Int	Yards	Avg	TD
1956	10	118	48	.407	21	506	50.6	1
1961	10	149	58	.389	13	649	64.9	1
1962	9	146	60	.411	7	670	74.4	2
1963	9	123	47	.382	13	522	58.0	3
1994	11	300	134	.450	19	1707	155.2	13
2001	11	275	136	.495	12	1774	161.3	12

TOTAL DEFENSE

Year	Games	Plays	Gain	Loss	Net	Avg
1954	10	536	901	822	1723	172.3
1956	10	572	1449	506	1955	195.5
1962	9	446	610	670	1280	142.2
1963	9	439	699	522	1221	135.7
1986	11	777	1661	1484	3145	285.9
1993	11	724	1127	1453	2580	234.6

RUSHING OFFENSE

Year	Games	Att	Yards	Avg	Year	Games	Att	Yards	Avg
1949	10	531	2529	252.9	1961	10	472	2362	236.2
1957	10	582	3063	306.3	1962	9	467	2152	239.2
1958	10	503	2096	209.6	2020	10	462	2106	210.6
1959	10	528	2394	239.4	2022	13	614	3336	256.6
1960	10	475	2283	228.3					

PASSING OFFENSE

Year	Games	Att	Comp	Pct	Int	Yards	Avg	TD
1949	10	149	67	.449	20	1335	133.5	7
1954	10	175	81	.436	9	1554	155.4	10
1956	10	173	79	.457	16	1215	121.5	7
1959	10	170	81	.476	16	1215	121.5	7
1961	10	202	109	.540	8	1827	182.7	19
1963	9	191	104	.545	12	1506	167.3	17
1980	11	295	164	.556	20	2045	185.9	13
2003	13	449	282	.628	10	3718	286.0	31
2015	13	489	318	.650	14	4351	334.7	35
2016	12	483	289	.598	14	3779	314.9	27
2017	12	343	281	.819	13	3941	328.4	28
2018	12	441	282	.639	9	4157	346.4	21

TOTAL OFFENSE

Year	Games	Plays	Rush	Pass	Total	Avg
1949	10	680	2529	1335	3864	386.4
1951	10	701	2796	930	3726	372.6
1952	10	748	2429	1404	3883	388.3
1954	10	664	2321	1554	3875	387.5
1955	10	609	2294	1102	3396	339.6
1957	10	666	3063	499	3562	356.2
1959	10	698	2394	1295	3690	368.6
1960	10	646	2283	1343	3626	362.6
1961	10	674	2362	1827	4189	418.9
1962	9	628	2153	1228	3281	364.5
1963	9	602	1438	1506	2944	326.9
1980	11	829	2241	2045	4286	389.6
2003	13	940	1913	3718	5631	433.2
2015	13	952	2380	4351	6731	517.8
2020	10	797	2106	3449	5555	555.5
2021	13	1017	2829	3573	6402	492.5

SCORING OFFENSE

Year	Games	Points	Avg
1954	10	283	28.3
1955	10	251	25.1
1957	10	232	23.2
1959	10	329	32.9
1960	10	266	26.6
1961	10	326	32.6
1963	9	207	23.0
2003	13	442	34.0
2015	13	531	40.8

SCORING DEFENSE

Year	Games	Points	Avg
1954	10	47	4.7
1959	10	21	2.1
1963	9	33	3.7
1993	11	142	12.9
2014	13	208	16.0

PASS EFFICIENCY OFFENSE

Year	Games	Att	Comp	Int	Pct	Yards	TD	Effic
2003	13	449	282	10	.628	3718	31	150.7

NET PUNTING

Year	Punts	Yds	Avg	No/Ret	Yds/Ret	Avg
1984	66	2907	44.0	22	139	44.9
1989	62	2430	39.2	15	63	38.2
1990	54	2088	38.7	17	39	37.9
2003	60	2574	42.9	23	233	39.0

KICKOFF RETURNS

Year	No	Yds	Avg	TD
1986	32	691	21.6	1
2001	33	805	24.4	1
2003	36	853	23.7	0
2017	38	939	24.7	1

3RD DOWN CONVERSIONS

Year	Games	Conv	Att	Pct.
2000	11	75	164	45.7
2003	13	83	182	45.6

4TH DOWN CONVERSIONS

Year	Games	Conv	Att	Pct.
2012	13	13	18	72.2

FIELD GOALS

Year	Games	Made	Att	Pct
1999	11	14	16	.875
2003	13	25	29	.862
2010	12	16	18	.889
2016	12	22	23	.957

PAT KICKING

Year	Games	Made	Att	Pct
1999	11	36	36	1.000
2003	13	49	49	1.000
2008	13	52	52	1.000
2012	13	49	49	1.000
2015	13	66	66	1.000

SACKS

Year	Games	Sacks	Yards	Avg/G
2008	13	38	292	2.9

FEWEST SACKS AGAINST

Year	Games	Sacks	Yards
2000	11	7	50
2001	11	10	65
2010	12	14	81

RED ZONE OFFENSE

Year	Games	Scores	Pct.	TDs	FGs	TurnO
2012	13	41-45	91.1	30	11-14	1

OPPONENT 3RD DOWN CONVERSIONS

Year	Games	Conv	Att	Pct.
2014	13	65	197	33.0

OLE MISS SEC STATISTICAL CHAMPIONS - INDIVIDUAL

RUSHING CHAMPIONS

Year	Name	Att	Gain	Loss	Net	Avg	TD
1949	John Dottley	208	1355	43	1312	6.3	14
1950	John Dottley	191	1057	50	1007	5.3	14
1959	Charlie Flowers	141	742	9	733	5.2	11
1967	Steve Hindman	215	844	15	829	3.9	5
2019	John Rhys Plumlee	154	1105	82	1023	6.6	12
2022	Quinshon Judkins	274	1612	45	1567	5.7	16

PASSING CHAMPIONS

Year	Name	Comp	Att	Int	Pct	Yds	TD
1947	Charlie Conerly	133	233	7	.570	1367	18
1956	Ray Brown	40	84	8	.476	653	4
1959	Jake Gibbs	46	94	2	.489	755	6
2003	Eli Manning	275	441	10	.624	3600	29
2015	Chad Kelly	298	458	13	.651	4042	31
2016	Chad Kelly	205	328	8	.625	2758	19
2017	Shea Patterson	166	260	9	.638	2259	17

RECEIVING CHAMPIONS

Year	Name	No	Yds	Avg	TD
1947	Barney Poole	52	513	9.9	8
1949	Jack Stribling	22	598	27.2	5
2009	Shay Hodge	70	1135	16.2	8
2015	Laquon Treadwell	82	1153	14.1	11
2017	A.J. Brown	75	1252	16.7	11
2018	A.J. Brown	85	1320	15.5	6
2020	Elijah Moore	86	1193	13.9	8

ALL-PURPOSE CHAMPIONS

Year	Name	Rush	Rec	KR	PR	Total	Avg.
1999	Deuce McAllister	809	201	652	30	1692	169.2

TOTAL OFFENSE CHAMPIONS

Year	Name	Plays	Rush	Pass	Net	Avg/Play	Avg/Gm
1949	John Dottley	208	1312	0	1312	6.3	131.2
1957	Ray Brown	152	530	308	838	5.5	83.8
1959	Jake Gibbs	156	228	755	983	6.3	98.3
1972	Norris Weese	317	542	917	1459	4.6	145.9
1979	John Fourcade	319	493	1521	2014	6.3	183.1
1980	John Fourcade	411	402	1897	2299	5.6	209.0
2003	Eli Manning	489	-28	3600	3572	7.3	274.8
2015	Chad Kelly	565	500	4042	4542	8.0	349.4
2016	Chad Kelly	409	332	2758	3090	7.6	343.3
2017	Shea Patterson	307	-16	2259	2243	7.3	320.4
2018	Jordan Ta'amu	534	342	3918	4260	7.9	355.0
2020	Matt Corral	438	506	3337	3843	8.8	384.3

TANDEM OFFENSE CHAMPIONS

Year	Name	Rush	Pass	Rec	Total	Avg	TD Resp
1972	Norris Weese	542	917	0	1459	245.9	16

SCORING CHAMPIONS

Year	Name	TD	PAT	FG	TP
1935	Ray Hapes, HB	12	2	0	74
1938	Parker Hall, TB	11	6	0	72
1940	Merle Hapes, FB	12	0	0	72
1947	Charlie Conerly, TB	9	0	0	54
1949	John Dottley, FB	14	0	0	84
1955	Paige Cothren, FB	6	25-20	6	74
1959	Charlie Flowers, FB	11	0	0	66
2000	Deuce McAllister, RB	17	0	0	102
2003	Jonathan Nichols, PK	0	49	25	124

TOUCHDOWN RESPONSIBILITY

Year	Name	No	Rushing	Passing
1938	Parker Hall	22	11	11
2015	Chad Kelly	41	10	31

KICKOFF RETURNS LEADER

Year	Name	No	Yds	TD	Avg
1985	Willie Goodloe	22	506	0	23.0
1986	J.R. Ambrose	13	353	1	27.2
1996	John Avery	17	473	2	27.8
2019	Jerrion Ealy	13	317	1	24.4

FIELD GOALS MADE

Year	Name	Games	Made	Att	Pct
2004	Jonathan Nichols	11	20	27	74.1

FIELD GOAL PERCENTAGE

Year	Name	Games	Made	Att	Pct
2016	Gary Wunderlich	12	22	23	95.7
2022	Jonathan Cruz	12	15	17	88.2

PAT KICKING PCT LEADER

(SEC minimum: 32 attempts)

Year	Name	Games	Made	Att	Pct
1999	Les Binkley	11	36	36	1.000
2003	Jonathan Nichols	13	49	49	1.000
2008	Joshua Shene	13	52	52	1.000
2015	Gary Wunderlich	13	63	63	1.000

PUNTING CHAMPIONS

Year	Name	No	Yards	Avg
1964	Frank Lambert	50	2205	44.1
1968	Julian Fagan	75	3120	41.6
1977	Jim Miller	66	3029	45.9
1978	Jim Miller	76	3283	43.2
1979	Jim Miller	53	2362	44.6
1986	Bill Smith	57	2522	44.3
2010	Tyler Campbell	60	2782	46.4

INTERCEPTION CHAMPIONS

Year	Name	No	Yards	TD
1949	Bobby Wilson	10	70	0
1955	John Blalack	5	94	1
1958	Jimmy Hall	4	58	0
1965	Gerald Warfield	8	86	0
1972	Harry Harrison	9	129	0
1983	Roger Clark	4	31	0
1987	Todd Sandroni	7	47	0
1988	Todd Sandroni	7	33	1
1993	Alundis Brice	7	98	2
2013	Cody Prewitt	6	52	0
2014	Senquez Golson	10	162	1

PASSES DEFENDED

Year	Name	Games	BrUp	Int	Total
2000	Ken Lucas	11	25	5	30
2014	Senquez Golson	13	8	10	18
2015	Trae Elston	13	14	4	18

TACKLE LEADER

Year	Name	Tackles (S-A)	Sacks	TFL	Int
1993	Abdul Jackson	140 (65-75)	0 (0)	5 (19)	0
1994	Abdul Jackson	139 (77-62)	0 (0)	5 (19)	0
2005	Patrick Willis	128 (90-38)	3.0-28	9.5-42	1
2006	Patrick Willis	137(87-50)	3.0-25	11.5-44	0

SACKS LEADER

Year	Name	Solo	Ast	Yds	Total	Avg/G
2007	Greg Hardy	10	0	72	10.0	1.00

TACKLES FOR LOSS LEADER

Year	Name	Games	Solo	Ast.	Yds	Total	Avg/G
2008	Peria Jerry	12	13	10	80	18.0	1.50

HISTORY OF OLE MISS FOOTBALL

The University of Mississippi boasts a long and colorful football history, which includes the formation of the first football team in the state, as well as one of the most successful programs in the history of collegiate football.

In its 127-season history, the Ole Miss football program has claimed three national championships (1959, 1960 and 1962), six Southeastern Conference titles (1947, 1954, 1955, 1960, 1962, and 1963), and one SEC Western Division title (2003). In addition, Ole Miss has produced 59 first team All-America selections and 181 first team All-SEC selections, appeared in 40 bowl games with 24 wins, and sent more than 300 players into the professional ranks.

REBEL FOOTBALL BEGINNINGS

The beginnings of the program can be traced all the way back to 1890 when Dr. A.L. Bondurant, who would later serve as Dean of the Graduate School, urged Ole Miss students to help in the formation of an Athletic Association in the interests of football, baseball and tennis. Such a group became a reality a short while later, and in 1893, a football team was organized, with Bondurant serving as the manager-coach.

That first squad set a precedent that was to become an Ole Miss tradition, winning four of five games during that maiden season, including a 56-0 victory over Southwest Baptist University of Jackson, Tenn., in the inaugural game on Nov. 11, 1893.

Early financial matters were the responsibility of the manager. Support came largely from the Athletic Association, which was made up of a combination of students and faculty members willing to back the athletes by payment of a small fee.

Although it has never been documented, it is thought that C.D. Clark of Tufts was the first paid football coach at Ole Miss. His name appears as manager of the team, as shown in the Ole Miss Magazine, dated November 1894.

THE PRE-WWII YEARS

Prior to 1925, a total of 22 coaches took their turn as head coach at Ole Miss with only seven heading up the program for more than one season. Those early years were characterized by periods of both prosperity and difficulty: 1883-95, 12-3; 1896-1908, 24-36-1; 1909-14, 33-17-4; and 1915-24, 30-48.

Since the formation of the Athletics Committee in 1925, the Rebels have had just 16 head coaches, with three of those also handling the dual responsibility of athletic director. The establishment of the committee on a faculty-alumni basis (a student representative has since been added) seemed to re-establish alumni support for the football program and a bright future lay ahead.

Homer Hazel of Rutgers served as the head coach from 1925-29, winning 21 games, losing 22 and tying three before being succeeded by Ed Walker, a Stanford graduate, in 1930. While Walker's record was a modest 38-38-8 over his eight-year stay, he firmly established the direction of the football program. He took Ole Miss to its first bowl game in 1935, with the Rebels falling to Catholic University, 20-19 in the Orange Bowl. He also coached the Rebels' first All-America first-teamer, Bruiser Kinard, in 1936. Kinard, who also earned All-America first-team honors in 1937, would be the first of 58 Rebels to earn the prestigious national accolade.

Under Walker's tenure, Ole Miss took another step to help cement a solid future for Rebel football and other



First Ole Miss All-American Bruiser Kinard (left)

athletic teams when they became a charter member of the SEC in 1933. The Rebels have competed in the league ever since. Prior to joining the SEC, Ole Miss had competed in the Southern Conference from 1922-32.

Harry Mehre, from Notre Dame, became the head coach in 1938 and put together a pre-war record of 39-26-1, which included several notable victories. Mehre led Ole Miss to its first ever victory over Vanderbilt in 1939, its first win in 11 years over LSU in 1938, and its first win over Tulane in 25 seasons in 1941.

The post-war period would prove to be the Rebels' most glorious era as C.M. "Tad" Smith, a member of the Ole Miss athletic family since 1929, succeeded Mehre as director of athletics. Smith would serve as athletic director for 25 years before retiring on Feb. 1, 1971.

Harold (Red) Drew of Bates was brought in as head coach in 1946 and Ole Miss football stood on the verge of becoming one of the most powerful and respected programs in the country. A long-time assistant coach at Alabama, Drew remained at Ole Miss just one season before returning to Tuscaloosa as head coach, but his brief stay would prove to change the course of Rebel football.

VAUGHT PLACES OLE MISS ON NATIONAL FOOTBALL MAP

John Vaught, a line coach under Drew and a former All-American at TCU, remained in Oxford as head coach in 1947 and led the Ole Miss program to national prominence over the next 24 years.

In his first season at the helm in 1947, the Rebels posted a 9-2 record and won the first of six SEC crowns (1947, 1954, 1955, 1960, 1962, 1963). That 1947 season also saw Ole Miss great Charlie Conerly become the first Rebel player to be a contender for the Heisman Trophy, placing fourth in the voting for the prestigious honor. Vaught's first year proved to be a sign of good things to come for Ole Miss. During his 24-year tenure, the Rebels would have only one losing campaign.

The Rebels also claimed three national championships in 1959, 1960 and 1962. Ole Miss won the 1959 Dunkel System national crown, the 1960 Football Writers Association of America, Dunkel System, Williamson System national championships, and the 1962 Litkenhous

Ratings national title. Vaught's 1959 squad was ranked the third best collegiate football team from 1956 to 1995, according to the Jeff Sagarin Ratings released in January of 1996.

The Rebels were also among the winningest programs in the country under Vaught during the 1950s and 1960s. From 1950-59, Ole Miss posted an 80-21-5 record (.778 winning percentage). The 80 wins and 77.8 winning percentage were second to only Oklahoma during that decade. In the 1960s, Vaught guided the Rebels to a 72-20-6 record and a 76.5 winning percentage, which was the fourth best during that decade.

Under Vaught's guidance, Ole Miss made Hemingway Stadium (later named Vaught-Hemingway Stadium) one of the toughest places in the nation for opposing teams

SIX SEC TITLES

1947.....	9-2
1954.....	9-2
1955.....	10-1
1960.....	10-0-1
1962.....	10-0
1963.....	7-1-2

Ole Miss

TRADITION OF EXCELLENCE

- ✓ 3 National Titles
- ✓ 6 SEC Championships
- ✓ 1 SEC Western Division Championship
- ✓ 59 First Team All-America Selections
- ✓ 312 Professional Draft Selections
- ✓ No. 8 nationally and No. 3 in the SEC in bowl win percentage (.615)
- ✓ Tied for 15th nationally with 24 bowl wins
- ✓ 181 First Team All-SEC Selections

to play. In his 24 seasons at the helm, Vaught's teams compiled an impressive 57-6-2 record in Oxford for an astounding 89.2 winning percentage. From 1952-1964, the Rebels put together an incredible 34-game homefield unbeaten streak (33-0-1), including 21-straight victories from 1952-59.

In the 1950s and 1960s under Vaught, Ole Miss was a fixture in the national polls. The Rebels were ranked atop the Associated Press poll for three weeks during the 1960 season and one week during the 1961 campaign. In 1964, Ole Miss was ranked preseason No. 1 in the Associated Press poll.

Vaught also made going to postseason play the norm rather than the exception for the Rebel football program. Ole Miss played in 15 consecutive bowl games from 1957-71 which, at that time, was a national record. In all, Vaught led Ole Miss to 18 bowl game appearances, posting a 10-8 record in those contests. For his efforts, Vaught was named SEC Coach of the Year six times (1947, 1948, 1954, 1955, 1960, 1962).

During his time at the helm, Vaught coached some of the best players ever to wear the Red & Blue. In 24 seasons, Vaught produced 26 All-America first-teamers. He also coached four players who finished in the top five

in the Heisman Trophy voting. Along with Conerly in 1947, Charlie Flowers (5th in 1959), Jake Gibbs (3rd in 1960) and Archie Manning (4th in 1969, 3rd in 1970) were in the running for college football's top honor.

Failing health forced Vaught to resign his position in 1970, and the reins of the Ole Miss football program were turned over to Billy Kinard.

THE POST-VAUGHT YEARS

Kinard became the first Ole Miss alumnus to lead the football program, while Frank "Bruiser" Kinard, an offensive line coach under Vaught since 1948, was named to replace Smith as athletic director that same year.

The Rebels went 16-9 under Billy Kinard, including a 10-2 record and a 41-18 Peach Bowl victory over Georgia Tech in his first year in 1971. Kinard's 10 victories in '71 are tied for fourth most by a first-year head coach in NCAA Division I history.

Kinard coached the Rebels through the 1972 campaign and the third contest of the 1973 season before startling developments following the Sept. 22, 1973, game with Memphis State saw both Kinards replaced by Vaught. Vaught returned to the field to guide the Rebels through the remainder of the 1973 season while also taking on the responsibility of athletic director.

Following the 1973 football campaign, Vaught resigned once again as head coach, but remained on as athletic director. His final record with the Rebels was an amazing 190-61-12. The 190 victories still rank Vaught among the top 50 winningest coaches in NCAA Division I history, and he is the sixth-winningest coach in SEC history behind Bear Bryant's (Alabama) 292 wins, Nick Saban's (LSU/Alabama) 237 wins, Steve Spurrier's (Florida/South Carolina) 208 wins, Vince Dooley's (Georgia) 201 victories and Dan McGugin's (Vanderbilt) 197 victories. In 1979, Vaught was inducted in the National College Football Hall of Fame.

Ken Cooper, an assistant under Kinard since 1971, was named head coach on Jan. 17, 1974, and took Ole Miss through the 1977 season. Cooper compiled a 21-23 record during his four years at the helm, and his tenure is probably best remembered for one hot and humid day in September 1977. In one of the most memorable games in Rebel football history, Ole Miss upset Notre Dame 20-13 in Mississippi Memorial Stadium on Sept. 17, 1977, in Jackson. That loss was the Irish's lone setback of the 1977 campaign, as Notre Dame finished the season with an 11-1 record and claimed the national title.

Following the 1977 season, Steve Sloan was hired as the new Rebel boss and began his five-year stint in 1978. Sloan posted a 20-34 record from 1978-82.

BREWER RETURNS

After stepping outside the Ole Miss family football tree the previous nine seasons, Ole Miss looked for a familiar face to lead the football program, and the Rebels found that person when Billy Brewer returned to Oxford to take over as head coach in December of 1982.

In his first season in 1983, Brewer put the Ole Miss program on the road back to national prominence. Brewer guided the Rebels to their first winning regular season since 1977 with a 7-4 mark. The Rebels received their first bowl game invitation since 1971 and met Air Force in the Independence Bowl. Ole Miss dropped a 9-3 decision to the Falcons and finished with a 7-5 record.

Brewer followed his first season with 10 more at the helm of the Rebel program. During his tenure, he led the Rebels to five more winning seasons and four additional bowls, including Ole Miss' 1990 New Year's Day Gator

REBEL NATIONAL CHAMPIONSHIP TEAMS



The 1959 Ole Miss Rebels
National Champions: Berryman, Dunkel and Sagarin



The 1960 Ole Miss Rebels
National Champions: Football Writers, Billingsley, DeVold, Dunkel, Football Research, National Championship Foundation and Williamson



The 1962 Ole Miss Rebels
National Champions: Billingsley, Litkenhous and Sagarin

OLE MISS AND THE HEISMAN TROPHY VOTE

1947

1. John Lujack, Notre Dame
2. Bob Chappuis, Michigan
3. Doak Walker, Southern Methodist
4. **CHARLIE CONERLY, OLE MISS**
5. Harry Gilmer, Alabama

1959

1. Billy Cannon, LSU
2. Richie Lucas, Penn State
3. Don Meredith, Southern Methodist
4. Bill Burrell, Illinois
5. **CHARLIE FLOWERS, OLE MISS**

1960

1. Joe Bellino, Navy
2. Tom Brown, Minnesota
3. **JAKE GIBBS, OLE MISS**
4. Ed Dyas, Auburn
5. Bill Kilmer, UCLA

1969

1. Steve Owens, Oklahoma
2. Mike Phipps, Purdue
3. Rex Kern, Ohio State
4. **ARCHIE MANNING, OLE MISS**
5. Mike Reid, Penn State

1970

1. Jim Plunkett, Stanford
2. Joe Theismann, Notre Dame
3. **ARCHIE MANNING, OLE MISS**
4. Steve Worster, Texas
5. Rex Kern, Ohio State

2003

1. Jason White, Oklahoma
2. Larry Fitzgerald, Pittsburgh
3. **ELI MANNING, OLE MISS**
4. Chris Perry, Michigan
5. Darren Sproles, Kansas State



Charlie Conerly




Charlie Flowers



Jake Gibbs



Archie Manning



Eli Manning



Bowl appearance. The Jan. 1 bowl game was the program's first since 1969. Brewer was named SEC Coach of the Year in 1986 (8-3-1 record) and 1990 (9-3 record), and the 1986 season saw the Rebels return to the national rankings for the first time in over a decade. In his 11 seasons, Brewer also led Ole Miss to eight Egg Bowl victories over rival Mississippi State.

Brewer coached 11 years (1983-93) and compiled a 67-56-3 record, making him the second winningest Ole Miss football coach behind Vaught. Brewer was dismissed just prior to the 1994 season, and Joe Lee Dunn took over as interim coach, directing the Rebels to a 4-7 record under difficult circumstances.

REBELS ON THE RISE

In the mid-1990s Ole Miss Football was somewhat down, but not out, and it needed a boost of energy to revitalize the program. On Dec. 2, 1994, Tommy Tuberville was selected as the coach in charge of getting the Rebels on the right track.

After serving as an assistant coach on the collegiate level for nine seasons (eight at Miami and one at Texas A&M), Tuberville began creating excitement in his first season in 1995, finishing the campaign with a 6-5 record and a Egg Bowl victory over Mississippi State.

That excitement grew to a fever pitch in 1997, when Ole Miss recorded its best season since 1992 with an 8-4 record, a thrilling 15-14 Egg Bowl victory and a Motor City Bowl win over Marshall. The bowl appearance was the program's first since 1992, and the Rebels earned a final national ranking of No. 22 in both polls.

The revitalized Ole Miss program continued its winning ways in 1998, despite a coaching change following the regular season. David Cutcliffe took over as head coach on Dec. 2, 1998. Cutcliffe, who came to Ole Miss from his offensive coordinator post at Tennessee, took over the reins just 29 days before the Rebels' Sanford Independence Bowl date versus Texas Tech. Despite the short preparation time for the game, Cutcliffe led the Rebels to a 35-18 victory over the Red Raiders, quite arguably the biggest upset of the 1998 bowl season.

OFFENSIVE FIREWORKS OVER OXFORD

Cutcliffe, who is recognized as one of the top offensive minds in collegiate football, brought a high-powered offensive style that had Rebel fans waiting with anticipation for each season to start.

In his six seasons, the Rebels averaged more than 350 points per year, including shattering the then-record for points scored in a season during the 2003 campaign with 442. The previous mark was 391 points by the 2001 squad. During Cutcliffe's tenure, the Rebels set numerous game, season and career records.

Cutcliffe's football philosophy also translated into wins for the Rebel program. Under Cutcliffe, Ole Miss posted 44 overall victories, including four wins in the postseason.

In the time from 1997-2003, the Rebels played in six bowl games, which tied them with Arkansas for the most bowl appearances among SEC Western Division schools during that span. The only SEC teams that made bowl appearances all seven years were Florida, Georgia and Tennessee, all Eastern Division squads.

In 2003, Cutcliffe guided the Rebels, who many picked to finish fifth in the SEC's Western Division, to a 10-3 overall mark and a share of the SEC West title with eventual BCS National Champion LSU. The title was the Rebels' first league football title of any sort since winning the conference crown in 1963. Following their 31-28 victory over Oklahoma State in the SBC Cotton Bowl Classic, the Rebels ended the 2003 campaign with a No. 13 national ranking. It was Ole Miss' first New Year's bowl since the 1991 Gator Bowl against Michigan.

Cutcliffe preceded his 2003 campaign with four winning seasons in 1999 (8-4), 2000 (7-5), 2001 (7-4) and 2002 (7-6), becoming the first Rebel mentor since Harry Mehre (1938-41) to post winning marks in his first five years. Cutcliffe also directed Ole Miss to four bowl appearances in his first five seasons, becoming the first of two head coaches in Ole Miss history to do so.

REBEL RECRUITING RAMPS UP

On Dec. 16, 2004, Ole Miss turned to one of college football's premier recruiters and defensive line coaches in Ed Orgeron. Orgeron took control of the Rebel program after serving the previous seven seasons as defen-

sive line coach at the University of Southern California, where he played a key role in Pete Carroll's Trojans winning back-to-back national championships in 2003 and 2004. Orgeron also served as USC's recruiting coordinator from 2001-2004 and was named the 2004 National Recruiter of the Year by *The Sporting News* and *Rivals.com*.

Orgeron's talent as a recruiter created a buzz among Rebel fans and drew national attention when Ole Miss' 2006 signing class finished as high as ninth in the rankings. All three of his recruiting classes were listed among the best in college football.

NUTT LEADS REBELS TO CONSECUTIVE COTTON BOWLS

The Ole Miss football program sought a proven winner when Houston Nutt was introduced as the Rebels' 36th head coach on Nov. 28, 2007.

After guiding Arkansas to three SEC Western Division titles and eight bowl berths in his decade in Fayetteville, Nutt immediately reversed the Rebels' fortunes and guided Ole Miss to success that had not been experienced in

40 BOWL APPEARANCES

Bluebonnet Bowl.....	1964, 1966
BBVA Compass Bowl.....	2013*
Cotton Bowl.....	1956, 1962, 2003, 2009, 2010
Delta Bowl.....	1948
Gator Bowl.....	1958, 1971, 1991
Independence Bowl.....	1983, 1986, 1998, 1999, 2002
Liberty Bowl.....	1965, 1968, 1989, 1992
Motor City Bowl.....	1997
Music City Bowl.....	2000, 2013
Orange Bowl.....	1936
Outback Bowl.....	2021
Peach Bowl.....	1971, 2014
Sugar Bowl.....	1953, 1955, 1958, 1960, 1961, 1963, 1964, 1970, 2016, 2022
Sun Bowl.....	1967
Texas Bowl.....	2022

*Game later vacated

Oxford in a half century.

Nutt's first two years at the helm produced consecutive nine-win seasons for the first time since 1961-62 and back-to-back January bowl victories for the first time since 1960-61.

In his first season in Oxford, Nutt led the Rebels to a 9-4 record (5-3 in the SEC), second in the West, a 47-34 win over Texas Tech in the AT&T Cotton Bowl Classic and a No. 14 final national ranking.

Rising as high as No. 4 in the national rankings in 2009, Nutt's Rebels knocked off No. 8 LSU, Tennessee and Arkansas en route to a second straight Cotton Bowl berth, in which Ole Miss prevailed over No. 18 Oklahoma State 21-7. The Rebels finished 20th in the AP poll.

FREEZE ELEVATES OLE MISS NATIONALLY

A Mississippi native, Hugh Freeze was introduced as the Rebels' 37th head coach on December 5, 2011.

He was the first coach in school history to guide the Rebels to a bowl game in each of his first four seasons.

Among the accomplishments in Freeze's five-year tenure were back-to-back New Year's Six bowl appearances (including a win in the 2016 Sugar Bowl), 45 weeks ranked in the national top-25, four straight season ticket sellouts and season attendance records at Vaught-Hemingway Stadium, and 121 total graduated student-athletes.

The Rebels earned their 10th win of the 2015 season by crushing Oklahoma State in the Allstate Sugar Bowl, 48-20. The Sugar Bowl appearance was the Rebels' first since the 1969 season, and Freeze guided the team to its first 10-win campaign since 2003.

At No. 9 in the final coaches poll and No. 10 in the final Associated Press poll, Ole Miss finished with its highest national ranking since 1969.

A whopping 64 Ole Miss team and individual records were broken or tied in 2015, including most total yards (6,731), points (531), touchdowns (68) and passing yards (4,351) in a season.

REBELS LOOK TO ONE OF THEIR OWN

Following the resignation of Hugh Freeze on July 20, 2017, Ole Miss handed the reins of the program to Matt Luke, a man who had been a Rebel his entire life. After serving as co-offensive coordinator/offensive line coach for five seasons, Luke was named interim head coach.

A native of Gulfport, Mississippi, Luke lettered four seasons (1995-98) as a center at Ole Miss. His father, Tommy, was a defensive back at Ole Miss in the 1960s while his brother, Tom, quarterbacked the Rebels from 1989-91.

As interim head coach, Luke guided the Rebels to a 6-6 record that culminated with a 31-28 upset victory over No. 14 Mississippi State in the season-ending Egg Bowl in Starkville. Ole Miss made it official on Nov. 27, 2017, removing the interim tag and introducing Luke as the 38th head coach in program history. He would guide the Rebels for three seasons.

EXCITEMENT RETURNS WITH KIFFIN HIRE

After several frustrating seasons, newly-appointed athletics director Keith Carter looked to re-energize the program, and he certainly did that by hiring one of the brightest offensive minds in college football. After leading Florida Atlantic to a pair of Conference USA titles in three seasons, Lane Kiffin was named as the Rebels' new head coach on Dec. 7, 2019.

Holding a decade of head coaching experience between the NCAA and NFL, Kiffin has brought a pro mind-



Ole Miss returned to the Sugar Bowl for the first time since 1970 and was crowned 2016 champion after a 48-20 victory over Oklahoma State. The Rebels made back-to-back New Year's Six bowl appearances in the first two years of the College Football Playoff system.

set to Ole Miss. He excited the fan base so much that hundreds greeted him at the airport when he arrived in Oxford. Another 4,000 showed up to The Pavilion when he was introduced as Ole Miss Football's new leader.

In Kiffin's first season in Oxford, the Rebels played an exciting brand of football. Led by the nation's leader in individual total offense, quarterback Matt Corral (384.3 ypg), Ole Miss ranked third in the country in total offense as a team (555.5 ypg). The Rebels led the SEC in rushing (210.6 ypg), while ranking seventh nationally in passing (344.9 ypg). The season ended with Ole Miss upsetting No. 7 Indiana in the Outback Bowl, an impressive top-10 victory to culminate year one of the Kiffin Era.

The Rebels only elevated in Year Two under Kiffin, posting the first 10-win regular season in program history, as well as the first perfect season at home with a 7-0 record at Vaught-Hemingway Stadium. Corral returned to helm a potent Rebel offense once again, but a lockdown, clutch defense became Ole Miss' calling card as the Rebels followed an All-American campaign from defensive end Sam Williams to a Sugar Bowl berth.

Year Three with Kiffin at the helm began with seven consecutive wins, as the high-octane offense of the Rebels averaged just over 40 points per game during the 7-0 start. Led by SEC Freshman of the Year Quinshon Judkins, Ole Miss led the SEC and ranked third in the FBS in rushing (256.6 ypg), shattering the previous program record for rushing yards in a season from 1957 with 3,336 yards on the ground. The Rebels would close out the season with an invite to the Texas Bowl, the third postseason invitation for the program in as many years under Kiffin.

TEAM OF THE CENTURY (1893-1992)



PRO FOOTBALL HALL OF FAME



Bruiser Kinard
1970



Gene Hickerson
2007

12 FORMER PLAYERS AND COACHES IN THE COLLEGE FOOTBALL HALL OF FAME

1951.....	Bruiser Kinard
1965.....	Charlie Conerly
1974.....	Barney Poole
1979.....	John Vaught
1984.....	Doug Kenna
1987.....	Thad "Pie" Vann
1989.....	Archie Manning
1991.....	Parker Hall
1995.....	Jake Gibbs
1997.....	Charlie Flowers
2014.....	Wesley Walls
2019.....	Patrick Willis

RETIRED JERSEY NUMBERS

#	Name	Date (Opponent)
18	Archie Manning	Sept. 27, 1986 (Tulane)
38	Chucky Mullins	Sept. 3, 2006 (Memphis)
10	Eli Manning	Oct. 23, 2021 (LSU)
74	Ben Williams	Nov. 24, 2022 (Miss. St.)

NATIONAL CHAMPIONS



The 1959 Ole Miss team, which went 10-1, gave up only 21 points all season, and defeated LSU in the Sugar Bowl, was rated the third best squad since 1956 by Sagarin.

1959 OLE MISS TEAM RANKED THIRD IN SAGARIN RATINGS

Jeff Sagarin computed his list of the all-time highest-rated college football teams from 1956 to 1995. Sagarin has a weekly college football poll during each season which rates teams according to wins and losses and strength of schedule. His all-time team ratings and strength of schedule are based on Division I games only. This list was published in *USA Today* in January of 1996.

Team, Year	Rating	Record	Schd.
1. Nebraska, 1995	117.05	12-0-0	76.32
2. Nebraska, 1971	116.47	12-0-0	82.39
3. OLE MISS, 1959	109.74	10-1-0	83.95
4. Oklahoma, 1971	109.68	11-1-0	83.13
5. Ohio State, 1973	109.51	10-0-1	77.35
6. Washington, 1991	109.47	12-0-0	77.71
7. Oklahoma, 1973	109.40	10-0-1	84.79
8. Oklahoma, 1974	108.19	11-0-0	77.06
9. Southern Cal, 1972	107.66	12-0-0	79.51
10. Nebraska, 1972	106.96	9-2-1	80.28
11. Oklahoma, 1972	106.50	11-1-0	81.63
12. Florida State, 1987	106.44	11-1-0	80.61
13. Oklahoma, 1986	106.33	11-1-0	75.27
14. Notre Dame, 1966	106.32	9-0-1	77.35
15. Notre Dame, 1970	106.09	10-1-0	82.18
16. Penn State, 1994	105.82	12-0-0	79.87
17. Florida State, 1993	105.28	12-1-0	77.65
18. Alabama, 1971	104.61	11-1-0	85.31
19. Miami (Fla.), 1986	104.33	11-1-0	78.44
20. Texas, 1970	104.22	10-1-0	83.38
21. Syracuse, 1959	104.13	11-0-0	74.68
22. Notre Dame, 1988	103.86	12-0-0	80.27
23. Miami (Fla.), 1987	103.79	12-0-0	77.99
24. Nebraska, 1970	103.58	11-0-1	81.74
25. Alabama, 1973	103.41	11-1-0	76.89

TEAM CHAMPIONS

- 1959 Berryman, Dunkel, Sagarin
- 1960 Football Writers, Billingsley, DeVold, Dunkel, Football Research, National Championship Foundation, Williamson
- 1962 Billingsley, Litkenhous, Sagarin

TEAM OFFENSE

TOTAL OFFENSE

- 1961 (418.7 yards per game)

TEAM DEFENSE

SCORING DEFENSE

- 1959 (2.1 points per game)
- 1963 (3.7 points per game)
- 2014 (16.0 points per game)

RUSHING DEFENSE

- 1963 (77.3 yards per game)

TOTAL DEFENSE

- 1954 (172.3 yards per game)
- 1962 (142.2 yards per game)
- 1993 (234.5 yards per game)

TEAM PUNTING

- 1964 (44.1 average per game)
- 1977 (43.4 average per game)
- 1979 (42.4 average per game)

NATIONAL INDIVIDUAL STATISTICAL CHAMPIONS

RUSHING

1949 John (Kayo) Dottley (1,312 yards on 208 carries)

PASSING

1947 Charlie Conerly (133-of-233, 7 INT, 1,367 yards, 18 TD)

PASSING EFFICIENCY

1947 Charlie Conerly (125.8)

RECEIVING

1947 Barney Poole (52 for 513 yards, 8 TD)

SCORING

1938 Parker Hall (73 points: 11 TD/7 PATs)

KICK SCORING CHAMPIONS

- 1955 Paige Cothren (38 on 20 PATs, 6 FG)
- 1958 Bob Khayat (34 on 22 PATs, 4 FG)
- 1959 Bob Khayat (40 on 25 PATs, 5 FG)

INTERCEPTIONS

1949 Bobby Wilson (10 for 70 yards)

PASS INTERCEPTION YARDS

1938 Parker Hall (128 on 7; 18.29 avg.)

PUNTING

- 1964 Frank Lambert (44.1 yards per kick; 50-2,205)
- 1977 Jim Miller (45.9 yards per kick; 66-3,029)
- 2010 Tyler Campbell (46.37 yards per kick; 60-2,782)

PUNT RETURNS

1940 Junie Hovious (15.1 yards per return; 33-498)

PUNT-KICKOFF RETURNS

1938 Parker Hall (32 for 594 yards; 18.56 avg.)

ALL PURPOSE RUNNING

1938 Parker Hall (129.1 yards per game; 698 Rushing, 128 Interception, 594 Kickoff Return)

TOUCHDOWNS RESPONSIBLE

1938 Parker Hall (22-11 rush, 11 pass)

AVERAGE GAIN PER PLAY

1938 Parker Hall (6.46 yards)

PASSES DEFENSED

2000 Ken Lucas (30.0)

FORCED FUMBLES

2022 Tavius Robinson (5)

SOLO TACKLES PER GAME

2005 Patrick Willis (9.0)

FIELD GOAL PERCENTAGE

2016 Gary Wunderlich (95.7, 22 of 23)

RECEIVING YARDS PER GAME

2020 Elijah Moore (149.1)

RECEPTIONS PER GAME

2020 Elijah Moore (10.8)

TOTAL OFFENSE

2020 Matt Corral (384.3 ypg)

COLLEGE FOOTBALL HALL OF FAME



Bruiser Kinard
1951



Charlie Conerly
1965




Barney Poole
1974



John Vaught
1979



Doug Kenna
1984



Thad "Pie" Vann
1987




Archie Manning
1989



Parker Hall
1991




Jake Gibbs
1995



Charlie Flowers
1997



Wesley Walls
2014



Patrick Willis
2019

TEAM OF THE CENTURY (1893-1992)

OFFENSE

Pos.	Name	Ht.	Wt.	Years	Hometown
E	Floyd Franks	6-0	190	1968-70	Biloxi, Miss.
E	Barney Poole	6-3	220	1942, 47-48	Gloster, Miss.
OL	Jim Dunaway	6-4	260	1960-62	Columbia, Miss.
OL	Gene Hickerson	6-2	225	1955-57	Atwood, Tenn.
OL	Stan Hindman	6-3	230	1963-65	Newton, Miss.
OL	Everett Lindsay	6-5	290	1989-92	Raleigh, N.C.
OL	Marvin Terrell	6-0	210	1957-59	Indianola, Miss.
C	Dawson Prueett	6-1	269	1987-90	Mobile, Ala.
QB	Archie Manning	6-3	198	1968-70	Drew, Miss.
RB	Charlie Conerly	6-1	183	1942, 46-47	Clarksdale, Miss.
RB	John (Kayo) Dottley	6-0	198	1947-50	McGehee, Ark.
RB	Charlie Flowers	6-0	198	1957-59	Marianna, Ark.
PK	Robert Khayat	6-2	215	1957-59	Moss Point, Miss.

DEFENSE

Pos.	Name	Ht.	Wt.	Years	Hometown
DL	Bruiser Kinard	6-1	215	1935-37	Jackson, Miss.
DL	Kelvin Pritchett	6-3	266	1988-90	Atlanta, Ga.
DL	Ben Williams	6-3	253	1972-75	Yazoo City, Miss.
LB	Tony Bennett	6-2	235	1986-89	Alligator, Miss.
LB	Kenny Dill	6-4	215	1961-63	West Point, Miss.
LB	Larry Grantham	6-0	195	1957-59	Crystal Springs, Miss.
LB	Jeff Herrod	6-0	235	1984-87	Birmingham, Ala.
LB	Freddie Joe Nunn	6-5	227	1981-84	Nanih Waiya, Miss.
DB	Billy Brewer	6-0	190	1957-59	Columbus, Miss.
DB	Glenn Cannon	6-2	182	1967-69	Gulfport, Miss.
DB	Chris Mitchell	6-0	195	1987-90	Town Creek, Ala.
DB	Jimmy Patton	5-11	170	1952-54	Greenville, Miss.
DB	Todd Sandroni	6-1	200	1987-90	Shaw, Miss.
P	Jim Miller	5-11	182	1976-79	Ripley, Miss.

Coach

John Vaught, Head Coach, 1947-70, 1973

NEXT GREAT 25 (1993-2018)

OFFENSE

Pos.	Name	Ht.	Wt.	Years	Hometown
TE	Evan Engram	6-3	235	2013-16	Powder Springs, Ga.
OL	Terrence Metcalf	6-3	315	1997; '99-2001	Clarksdale, Miss.
OL	Michael Oher	6-5	318	2005-08	Memphis, Tenn.
OL	Laremy Tunsil	6-5	305	2013-15	Lake City, Fla.
OL	Todd Wade	6-7	315	1996-99	Jackson, Miss.
OL	John Jerry	6-5	350	2006-09	Batesville, Miss.
QB	Eli Manning	6-5	218	2000-03	New Orleans, La.
RB	Deuce McAllister	6-1	220	1997-2000	Morton, Tenn.
RB	Dexter McCluster	5-8	165	2006-09	Largo, Fla.
WR	A.J. Brown	6-1	230	2016-18	Starkville, Miss.
WR	Laquon Treadwell	6-2	210	2013-15	Crete, Ill.
PK	Jonathan Nichols	6-0	180	2001-04	Greenwood, Miss.
RS	Mike Espy	6-0	195	2002-05	Madison, Miss.

DEFENSE

Pos.	Name	Ht.	Wt.	Years	Hometown
DL	Robert Nkemdiche	6-4	296	2013-15	Riverdale, Ga.
DL	Derrick Burgess	6-2	260	1997-2000	Loganville, Ga.
DL	Greg Hardy	6-4	265	2006-09	Millington, Tenn.
DL	Peria Jerry	6-2	290	2005-08	Batesville, Miss.
LB	Patrick Willis	6-2	230	2003-06	Bruceston, Tenn.
LB	Cassius Ware	6-0	240	1992-93	Batesville, Miss.
LB	Eddie Strong	6-4	245	1998-2002	Batesville, Miss.
DB	Senquez Golson	5-9	176	2011-14	Pascagoula, Miss.
DB	Ken Lucas	6-1	201	1997-2000	Cleveland, Miss.
DB	Cody Prewitt	6-2	217	2011-14	Bay Springs, Miss.
DB	Trae Elston	5-11	195	2012-15	Oxford, Ala.

WILD CARD

Pos.	Name	Ht.	Wt.	Years	Hometown
QB	Chad Kelly	6-2	224	2015-16	Buffalo, N.Y.

FIRST TEAM ALL-AMERICANS

- 1936 **Frank (Bruiser) Kinard**, Tackle (Camp, INS, AAB)
- 1937 **Frank (Bruiser) Kinard**, Tackle (UP, INS, NBA, NY News, Par. News, FM)
- 1938 **Parker Hall**, HB (AP, UP, NY Sun, Brooklyn Eagle, W)
- 1947 **Charlie Conerly**, TB (UP, INS, NEA, FWAA-Look, All-Players, PIC, H, W, Grange, Crisler, Smith)
Barney Poole, End (UP, Coaches, Camp, AAB, PIC, QB, NY News, Par. News, H, W)
- 1948 **Barney Poole**, End (AP, INS, All-Players, H, W, Fraley, Bill Stern)
- 1949 **John (Kayo) Dottley**, FB (KS, AAB, Colliers)
- 1952 **Kline Gilbert**, Tackle (AP, FWAA-Look, FD)
Jimmy Lear, QB (Red Grange)
- 1953 **Crawford Mims**, Guard (AP, UP, Camp, NEA, FWAA-Look, Colliers, NEC, FD, SN, W)
- 1954 **Rex Reed Boggan**, Tackle (AP)
- 1956 **Paige Cothren**, FB (College Editors)
- 1957 **Jackie Simpson**, Guard (Coaches, FWAA-Look)
- 1959 **Charlie Flowers**, FB (AP, UPI, Camp, NEA, CP, FWAA-Look, Coaches, NBC, SN, NY News, FB News)
Marvin Terrell, Guard (FWAA-Look)
- 1960 **Jake Gibbs**, QB (AP, UPI, Camp, NEA, CP, FWAA-Look, Coaches, NY News, SN, NBC, ABC, MN)
Johnny Brewer, End (ABC)
- 1961 **Billy Ray Adams**, FB (FWAA-Look)
Jim Dunaway, Tackle (FB News)
Treva Bolin, Guard (Time)
Doug Elmore, QB (CP)
- 1962 **Jim Dunaway**, Tackle (NEA, UPI, Camp, NY News, Time, CBS, SN, FB News, SI, B, Coaches)
Glynn Griffing, QB (FWAA Look)
- 1963 **Kenny Dill**, Center (FWAA-Look, FB News)
Whaley Hall, Tackle (Coaches)
- 1964 **Allen Brown**, End (AP, Time, SN)
- 1965 **Stan Hindman**, Guard (Time, NBC, SN, FB News)
Billy Clay, DB (SN)
- 1966 **Jim Urbanek**, Tackle (FB News, Hunt, Pop)
- 1967 **Jim Urbanek**, Tackle (FB News)
- 1969 **Archie Manning**, QB (FB News)
Glenn Cannon, Safety (Coaches, SN, Time)
- 1970 **Archie Manning**, QB (FB News)
- 1973 **Harry Harrison**, DB (NEA)
- 1975 **Ben Williams**, DL (Church)
- 1979 **Jim Miller**, Punter (UPI, NEA, FWAA, Camp, SN)
- 1984 **Freddie Joe Nunn**, DE (UPI, FB News)
- 1985 **Bill Smith**, Punter (FWAA, FB News, C&P)
- 1986 **Bill Smith**, Punter (Camp, C&P, IIAA)
- 1988 **Wesley Walls**, TE (AP, NCN)
- 1991 **Everett Lindsay**, OG (NFL)
- 1992 **Everett Lindsay**, OT (AP, FWAA, Athlon)
- 1996 **Kris Mangum**, TE (FD)
- 1998 **Rufus French**, TE (AP, Coaches, Camp, FB News, SN, C&P, AAFB, BCS, AFQ, CSN)
- 2000 **Ken Lucas**, CB (Rivals)
- 2001 **Terrence Metcalf**, OT (Camp, Coaches, FB News, AAFB)
- 2003 **Eli Manning**, QB (AAFB, SFW)
Jonathan Nichols, Kicker (AAFB, SFW, DBFN)
- 2005 **Patrick Willis**, LB (CFN, AAFB, GG)
- 2006 **Patrick Willis**, LB (AP, FWAA, Camp, Rivals, SI, GG, ESPN, AAFB, CBSS, SN, CFN, Scout, PFW)
- 2008 **Michael Oher**, OL (AFCA, Camp, CBSS, CFN, FWAA, SN, Rivals, AP, ESPN, AAFB, AS)
Peria Jerry, DT (AP, ESPN, AAFB, PFW, AS)
- 2009 **John Jerry**, OL (AAFB)
Dexter McCluster, All-Purpose (AAFB)
- 2013 **Cody Prewitt**, FS (AP, USA Today, Lindy's)
- 2014 **Senquez Golson**, CB (AFCA, Camp, FWAA, AP, SN, SI, USA Today, ESPN, CBSS, Scout, AS, PS)
- 2015 **Robert Nkemdiche**, DT (Scout)
- 2016 **Evan Engram**, TE (AP, SN, SI, USA Today, CBSS, Scout, SBN)
- 2020 **Elijah Moore**, WR (AP, AFCA, Camp, SN, PFF, PS)

CONSENSUS ALL-AMERICANS

- | | |
|------------------------------|-------------------------------------|
| 1947 Charlie Conerly, TB | 2001 Terrence Metcalf, OT |
| 1953 Crawford Mims, G | 2006 Patrick Willis, LB |
| 1959 Charlie Flowers, FB | 2008 Michael Oher, OT |
| 1960 Jake Gibbs, QB | 2014 Senquez Golson, CB |
| 1962 Jim Dunaway, T | 2020 Elijah Moore, WR |
| 1979 Jim Miller, P | |
| 1992 Everett Lindsay, OT | Unanimous selections in bold |
| 1998 Rufus French, TE | |

Guide to Abbreviations: AAB (All-American Board), AAFB (All-America Football Foundation), ABC (American Broadcasting), AFCA (American Football Coaches Association), AFQ (American Football Quarterly), AP (Associated Press), AS (Athlon Sports), B (Boston Record-American), BCS (Bowl Championship Series On-line), C&P (College & Pro Football Newsweekly), Camp (Walter Camp), CBS (Columbia Broadcasting), CBSS (CBSSports.com), CFN (CollegeFootballNews.com), Church (Churchman's Sports Hall of Fame), Crisler (Fritz Crisler), Coaches (American Football Coaches Association), CP (Central Press), CSN (CollegeSportsNews.com), DBFN (Dick Butkus Football Network), ESPN (ESPN.com), FB News (Football News), FD (Football Digest), FM (Fox Movietone), FWAA-Look (Football Writers of America Association), Grange (Red Grange) GG (Gridiron Gazette), H (Houlgate), Hunt (Hunt Poll), IIAA (Independent Insurance Agents of America Senior All-America Team), INS (International News Service), KS (Kappa Sigma), MN (Movietone News), NBC (National Broadcasting), NCN (The National College Newspaper), NEA (Newspaper Enterprises Association), NFL (NFL Draft Report), PIC (Pic Magazine), PFF (Pro Football Focus), PFW (Pro Football Weekly), Pop (Pop Warner), PS (Phil Steele), QB (Quarterback), Rivals (Rivals.com), SI (Sports Illustrated), SBN (SB Nation), Scout (Scout.com), Smith (Pitts Smith Rating System), SFW (Southern Football Weekly), SN (Sporting News), UP (United Press), UPI (United Press International), W (Williamson)

1936 & 1937
FRANK "BRUISER" KINARD
T • 1935-37
JACKSON, MISS.



Member of College Football Hall of Fame who is considered one of the greatest players in Ole Miss and college football history ... Co-captain in 1937 ... All-America selection in 1936 and 1937 ... All-SEC in 1936 and 1937 ... Consensus All-Time All-America and All-Time All-SEC pick ... Played on

the 1938 Chicago All-Star Team ... Voted to the Southern Living South's Greatest Players Team ... Inducted into the Ole Miss Athletic Hall of Fame in 1986 ... Charter member of the Mississippi Sports Hall of Fame ... Member of the Helms Athletic Foundation Hall of Fame ... Inducted into the National Professional Football Hall of Fame in 1970 ... Five-time All-Pro in nine years of professional football for Brooklyn of the NFL and New York of the AAC ... Later served as offensive line coach from 1948-70 at Ole Miss ... Member of Ole Miss Team of the Century (1893-1992) and Walter Camp All-Century Team.

1938
PARKER HALL
6-1 • 200 • HB • 1936-38
TUNICA, MISS.



All-America halfback in 1938 and a member of the College Football Hall of Fame ... First team All-SEC tailback in 1938 ... Participated in the Chicago All-Star Game in 1939 ... In 1938, led the nation in scoring with 73 points, highest average per rush (6.46), highest

average per kickoff and punt return (18.56), most pass interception yards (128 for 18.29 average), TDs responsible (22, 11 rushing and 11 passing) and all purpose yards per game (129.1) ... Ranked second in the nation with seven interceptions and average gain per play (7.53) ... Stood third in rushing (698 yards) and total offense (1,558 yards) ... Selected in the first round of the 1939 NFL Draft by the Chicago Bears ... Named NFL Player of the Year and Rookie of the Year in 1939 ... An All-Pro selection, he is considered the first NFL player to complete more than 100 passes in a season ... Member of the Mississippi Sports Hall of Fame and the Ole Miss Athletic Hall of Fame.

1947
CHARLIE CONERLY
6-1 • 183 • QB • 1942 • 1946-47
CLARKSDALE, MISS.



Considered one of the greatest players ever at Ole Miss and is a member of the College Football Hall of Fame ... Was a tailback in college, but did the passing ... Earned consensus All-America in 1947 when he led the Rebels to their first SEC title and a victory over

TCU in the Delta Bowl ... Placed fourth in the Heisman Trophy balloting ... Two-time All-SEC performer ... Was Player of the Year in the SEC as well as Back of the Year ... Set numerous records and still ranks 14th in career total offense with 3,076 yards ... Is ranked 14th in career passing with 2,313 yards and 26 TDs ... Compiled an outstanding 14-year NFL career as a quarterback with the New York Giants ... Was NFL "Rookie of the Year" in 1948 ... Led Giants to 1956 NFL Championship ... Twice selected All-Pro ... Inducted into Ole Miss Athletics Hall of Fame in 1987, Mississippi Sports Hall of Fame in 1966, U.S. Marine Corps Sports Hall of Fame in 2010 and New York Giants Ring of Honor in 2010 ... Member of Ole Miss Team of the Century (1893-1992) ... Named an SEC Legend in 1994.

1947 & 1948
BARNEY POOLE
6-3 • 220 • LE • 1942 • 1947-48
GLOSTER, MISS.



A member of the College Football Hall of Fame who is recognized as one of the greatest ends in SEC and college football history ... Earned All-America honors at both Army and Ole Miss ... Had 70 career pass receptions at Ole Miss for 764 yards and 11 TDs ... Ranked second for most

catches in a season, 52 for 511 yards and eight TDs in 1947 ... Established a record for most receptions in a single game with 13 against Tennessee-Chattanooga in 1947 ... Consensus All-SEC and All-America in 1947 and 1948 ... Participated in the North-South All-Star Game and served as his team's captain in the Chicago All-Star Game ... Played professional football for Dallas, Baltimore and New York ... Member of the Helms Athletic Foundation Hall of Fame, and the Mississippi Sports Hall of Fame ... Selected to the Ole Miss Athletic Hall of Fame in 1987 ... Member of Ole Miss Team of the Century (1893-1992) ... Selected to SEC Players of the Millennium ... Named an SEC Legend in 1995.

1949
JOHN "KAYO" DOTTLEY
6-0 • 198 • FB • 1947-50
MCGEEHEE, ARK.



One of the greatest runners in Ole Miss history ... Earned All-America honors in 1949 when he led the nation in rushing and the SEC in scoring ... All-SEC in 1949 and 1950 ... One of only two players to rush for 1,000 yards twice ... First of four individuals to rush

for 1,000 yards in a season ... Had 1,312 yards on 208 carries in 1949 and then rushed for 1,007 on 191 carries in 1950 ... Three of the top five individual game rushing efforts were compiled by Dottley ... Had 235 yards vs. Chattanooga in 1949, 230 yards vs. TCU in 1949, and 216 vs. Mississippi State in 1949 when he carried the football 40 times ... Played in North-South Game, Senior Bowl and Chicago All-Star Game ... Played three years with the Chicago Bears and was a Pro Bowl pick in 1951 ... Inducted into the Mississippi Sports Hall of Fame in 1971 and the Ole Miss Athletic Hall of Fame in 1987 ... Member of Ole Miss Team of the Century (1893-1992) ... Named an SEC Legend in 1995.

1952
KLINE GILBERT
6-2 • 215 • T • 1950-52
HOLLANDALE, MISS.



Co-captain of the 1952 squad ... All-America in 1952 ... First Team All-SEC tackle in 1952 ... Also earned All-South honors ... Participated in the Chicago All-Star Game in 1953 ... Five-year player in the NFL with the Chicago Bears ... Member of the Mississippi Sports Hall of Fame and Ole Miss Athletic Hall of Fame.

1952
JIMMY LEAR
5-11 • 172 • QB • 1950-52
GREENWOOD, MISS.



Three-year letterman at quarterback ... 1952 All-American ... Is 19th on the Ole Miss All-Time passing yardage list with 1,773 yards ... Led Ole Miss to its first undefeated season in 1952, which was capped off by a berth in the Sugar Bowl ... Elected Colonel Rebel as a student ... Second team All-

SEC in 1951 and 1952 ... Inducted into Mississippi Sports Hall of Fame in 1991 and Ole Miss Athletic Hall of Fame in 1988 ... Named an SEC Legend in 2009.

1953
CRAWFORD MIMS
 5-10 • 195 • RG • 1951-53
 CARROLLTON, MISS.



An All-South, All-SEC and consensus All-American guard ... Helped lead Ole Miss to consecutive first place finishes in SEC total offense ... Participated in 1952 squad that was the first Ole Miss team to complete the season with a top-10 ranking ... Awarded the Jacobs

Trophy in 1953, signifying the best blocker in the SEC ... Participated in the Senior Bowl, the Chicago All-Star Game and the North-South Shrine Game where he was named the game's MVP ... Inducted into the Mississippi Sports Hall of Fame in 1995 and the Ole Miss Sports Hall of Fame in 1988.


1954
REX REED BOGGAN
 6-4 • 235 • T • 1949-50, 1954
 MEMPHIS, TENN.



Outstanding All-America tackle for the Rebs ... Lettered in 1949-50 before he entered the Marines ... While a Marine, played service football and was named All-Service and MVP of his team ... Although drafted by the New York Giants in 1951,

he returned to Ole Miss for the 1954 season ... Helped lead Rebs to 9-1 record and the SEC championship ... Earned All-SEC honors and then played in the Chicago All-Star Game and the Senior Bowl ... Played one year with the New York Giants ... Inducted into the Ole Miss Athletic Hall of Fame in 1988.

1956
PAIGE COTHREN
 5-11 • 195 • FB • 1954-56
 NATCHEZ, MISS.



As a fullback-kicker, was one of the most versatile players in Ole Miss football history ... Earned All-America honors in 1956 and All-SEC laurels in 1955-56 ... Played on two SEC championship teams ... Won Jacobs Trophy in 1955, symbolizing the best blocker in the SEC ... Led the SEC in scoring

in 1955 with 74 points ... Also won the NCAA kick scoring championship in 1955 with 38 points ... Rushed for 1,390 yards in his Rebel career ... Played for Los Angeles and Philadelphia in the NFL ... Led NFL in field goals in 1958 ... Inducted into Ole Miss Athletic Hall of Fame in 1988.

1957
JACKIE SIMPSON
 6-0 • 205 • LG • 1955-57
 MEMPHIS, TENN.



Co-captain of the 1957 squad ... Earned All-America recognition in 1957 ... A member of the All-Time Sugar Bowl Team ... Participated in the Senior Bowl and was named the South team's Most Outstanding Line-man ... Played with Denver and Oakland of the AFL and Mon-

treal, Toronto and Winnipeg of the CFL ... AFL and NFL coaching career spanned three decades ... Selected to the Ole Miss Athletic Hall of Fame in 1988.

1959
CHARLIE FLOWERS
 6-0 • 198 • FB • 1957-59
 MARIANNA, ARK.



Member of the College Football Hall of Fame ... Captain of the 1959 team and helped lead the Rebels to a share of the national championship ... Consensus All-America fullback in 1959 ... First team All-SEC fullback in 1958 ... An Academic All-America selection in

1959 and an Academic All-SEC honoree in 1958-59 ... Finished fifth in the 1959 Heisman Trophy race ... Led the SEC in rushing in 1957 and 1959 and in scoring in 1959 ... Member of the All-Time Sugar Bowl Team for the years 1955-62 ... Shares school record for single-season rushing average (7.4 yards per play) ... Career rushing yardage of 1,730 ranks 10th all-time ... Spent four years in the NFL ... Inducted into the Mississippi Sports Hall of Fame and the Ole Miss Athletic Hall of Fame ... Member of Ole Miss Team of the Century (1893-1992) ... Named an SEC Legend in 1999.

1959
MARVIN TERRELL
 6-0 • 210 • G • 1957-59
 INDIANOLA, MISS.



One of the finest offensive linemen in Ole Miss history ... A first team All-American in 1959 ... A consensus All-SEC selection in 1959 ... Named the SEC's Lineman of the Year by the Atlanta Constitution ... In his three seasons on the Rebel

squad, the team compiled a 25-4-1 record and participated in two Sugar Bowls and one Gator Bowl ... The 1959 Rebels completed the season ranked second in all the major polls and were arguably the finest team in the country and shared the national championship ... Drafted by the Dallas team of the AFL after a solid performance in the 1960 Senior Bowl and remained with the team after they relocated in Kansas City ... Became a member of the Toronto CFL team in 1964 ... Inducted into the Mississippi Sports Hall of Fame in 2001 and the Ole Miss Athletic Hall of Fame in 1988 ... Member of Ole Miss Team of the Century (1893-1992).

1960
JAKE GIBBS
 6-0 • 185 • QB • 1958-60
 GRENADA, MISS.



A member of the College Football Hall of Fame who was selected by Sports Illustrated as the eighth-best collegiate quarterback of the modern-day era ... Co-captain of the 1960 team ... Unanimous All-America quarterback in 1960 ... First Team All-SEC in 1959 ...

Led the Rebels to a share of National Championships in 1959 and 1960 as the quarterback ... Finished third in the 1960 Heisman Trophy race ... Voted the SEC Back of the Year and the SEC Player of the Year in 1960 ... Selected the Most Outstanding Player of the 1961 Sugar Bowl after scoring two TDs in the Rebels' victory over Rice ... Led the SEC in passing and total offense in 1959 ... Member of the 1959 SEC "Team of the Decade" ... A member of the Mississippi Sports Hall of Fame and the Ole Miss Athletic Hall of Fame ... Named an SEC Football Legend in 2006 and SEC Baseball Legend in 2014 ... Selected to SEC Players of the Millennium ... Inducted into the Sugar Bowl Hall of Fame in 2021.

1960
JOHNNY BREWER
 6-4 • 226 • E • 1959-60
 REDWOOD, MISS.



First team All-America in 1960 ... First team All-SEC in 1959 and 1960 ... Also named SEC Most Valuable Offensive Lineman in final two seasons ... Shares the Ole Miss record for most TD receptions in a single game, catching three against Tulane in 1960 ... Participated

in the 1961 Chicago All-Star game, Senior Bowl and Coaches Association All-America Bowl Game ... Inducted into Ole Miss Athletic Hall of Fame in 1991 and the Mississippi Sports Hall of Fame in 2004.

1961
BILLY RAY ADAMS
 6-2 • 210 • FB • 1959-61
 COLUMBUS, MISS.



As a senior, earned All-America and All-SEC honors ... Also received an invitation to the 1962 Senior Bowl ... Led the Rebels in rushing yardage and scoring, finishing second in SEC productivity and leading in total TDs with 10 ... Inducted in Mississippi Sports Hall of Fame in 1987 and the Ole Miss Athletic

Hall of Fame in 1990 ... Named an SEC Legend in 2003.

1961 & 1962
JIM DUNAWAY
 6-4 • 260 • OL • 1960-62
 COLUMBIA, MISS.



Helped lead the Rebels to a share of 1960 and 1962 national championships as well as a pair of SEC titles ... Earned All-America honors in 1961 and again in 1962 ... Was All-SEC final two years ... Played in Senior Bowl, Chicago All-Star Game, and Coaches All-America Bowl ... Had an outstanding

10-year pro career with the Buffalo Bills and Miami Dolphins ... Chosen All-Pro in 1966 and 1968 ... Selected to Ole Miss Athletic Hall of Fame in 1990 ... Member of Ole Miss Team of the Century (1893-1992).

1961
TREVA "BOOKIE" BOLIN
 6-3 • 222 • G • 1960-61
 OKOLONA, MISS.



Excelled as an offensive guard and helped lead the Rebels to the 1960 national championship ... Earned first team All-America honors in 1961 and second team in 1960 ... Selected Academic All-SEC in 1960 ... Played six years with the New York Giants and two

years with Minnesota ... Inducted into the Ole Miss Athletic Hall of Fame in 1992.

1961
DOUG ELMORE
 6-0 • 187 • QB • 1959-61
 REFORM, ALA.



First team All-America selection in 1961 when he was a tri-captain of the Rebels ... Second team All-SEC quarterback in 1961 ... Played in the Coaches Association All-America Bowl in 1962 ... Academic All-America and Academic All-SEC in 1961 ... Elected to the Ole Miss Athletic Hall of Fame

in 1990 ... Played one season in the NFL with Washington and one in the CFL with Calgary.

1962
GLYNN GRIFFING
 6-1 • 200 • QB • 1960-62
 CULKIN, MISS.



Co-captain of the 1962 squad that won a share of the national championship ... First team All-America and All-SEC QB in 1962 ... Completed 127 of 235 passes for 1,757 yards and 23 TDs during his career ... Was 72 of 122 for 882 yards and 11 TDs as a senior ... Played in the Chicago All-

Star Game and the Coaches Association All-America Bowl in 1963 ... Earned MVP honors for the 1963 Senior Bowl ... Also a member of 1960 team which shared the National Championship ... Named the Atlanta TD Club's SEC Back of the Year in 1962 ... Owns school record for total offense season average (8.1 yards per play in 1961) ... Racked up 257 total yards in the 1963 Sugar Bowl and 208 in the 1962 Cotton Bowl ... Inducted into the Mississippi Sports Hall of Fame in 2002 and the Ole Miss Athletic Hall of Fame in 1989 ... Named an SEC Legend in 2012.

1963
KENNY DILL
 6-4 • 215 • C-LB • 1961-63
 WEST POINT, MISS.



Earned first team All-America and All-SEC honors in 1963 when Ole Miss won the SEC title ... Co-captain of 1963 squad ... During his three years, Ole Miss went 25-1-2, claiming two league crowns and three Top 10 rankings ... Selected Most Outstanding Lineman in the SEC ... Inducted

into the Ole Miss Athletic Hall of Fame in 1989 ... Member of the Ole Miss Team of the Century (1893-1992).

1963
WHALEY HALL
 6-3 • 230 • T • 1961-63
 TRUSSVILLE, ALA.



Co-captain in 1963 ... First team All-SEC tackle in 1963 ... Played in the Senior Bowl and the Coaches Association All-America Bowl in 1964 ... Named the Birmingham TD Club's SEC Outstanding Lineman in 1963 ... Was a member of 1962 undefeated Ole Miss

team which shared the national championship ... Inducted into the Ole Miss Athletic Hall of Fame in 1995.

1964
ALLEN BROWN
 6-4 • 225 • E • 1962-64
 NATCHEZ, MISS.



Co-captain on the 1964 team ... First team All-America in 1964 ... First team All-SEC in 1963 and 1964 ... Helped lead Rebels to a 22-6-3 regular season mark in his tenure with two Sugar Bowl and one Bluebonnet Bowl appearances ... Helped Rebels earn a share of the National Championship

in 1962 ... Participated in the 1964 Blue-Gray Game and the 1965 Chicago All-Star game and Senior Bowl ... Inducted into the Ole Miss Athletic Hall of Fame in 1989 and the Mississippi Sports Hall of Fame in 2010 ... Played for Vince Lombardi's Green Bay Packers in 1966-67, winning Super Bowls I & II ... Named an SEC Legend in 2004.


1965
STAN HINDMAN
6-3 • 230 • C-G • 1963-65
NEWTON, MISS.



Co-captain in 1965 when he earned first team All-American honors ... Three-time first team All-SEC selection ... Played on three bowl teams, including SEC Champion 1963 squad that went to Sugar Bowl ... Sophomore All-SEC in 1963 ... Academic All-SEC in 1965 ... Played in the Coaches Association All-American Bowl Game in 1965 ... Participated in the 1966 Senior Bowl ... Inducted into the Mississippi Sports Hall of Fame in 1988 and the Ole Miss Athletic Hall of Fame in 1992 ... Member of Ole Miss Team of the Century (1893-1992) ... Named to the 1960s All-SEC team.

... Named to the 1960s All-SEC team.

1965
BILL CLAY
6-0 • 192 • WB-DHB • 1963-65
JACKSON, MISS.



Although he missed four games with an injury his senior year, Bill was still selected to the 1965 defensive All-America squad as a safety ... The injury cost him All-SEC honors, but was still named to the All-America team ... Played in the 1965 Coaches Association All-America Bowl, 1965 North-

South Game, and 1966 Senior Bowl ... Had an interception in Senior Bowl and North-South Game ... His 39-yard TD interception lifted the South to a 21-14 win ... Played one year with the Washington Redskins ... Inducted into the Ole Miss Sports Hall of Fame in 1996.

1966 & 1967
JIM URBANEK
6-4 • 240 • RT • 1965-67
OXFORD, MISS.



Received first team All-American status in 1966 and 1967 ... Was selected first team All-SEC in 1965, 1966 and 1967 ... As a sophomore, he had 114 tackles, including 80 solo stops, which both set Rebel records, as did his 21-tackle effort against Florida ... Named to the Sophomore All-South-

eastern team in 1965 ... Voted Southeastern Lineman of the Week for his 1966 performance against Houston ... Played in the 1968 Hula Bowl ... Played professionally for one season with the Miami Dolphins ... Inducted into the Ole Miss Athletics Hall of Fame in 2002.

1969 & 1970
ARCHIE MANNING
6-3 • 198 • QB • 1968-70
DREW, MISS.



Member of the College Football Hall of Fame who is considered one of the greatest quarterbacks in Ole Miss and SEC history ... Ended his career with 5,576 yards of total offense, accounting for a school-record 56 TDs ... Still holds several school records, with a number

of his previous records having been broken by his son, Eli ... Co-captain of the 1970 Sugar Bowl champions ... His No. 18 was the first Ole Miss jersey to be retired in 1986 ... Earned All-America and All-SEC honors in both 1969 and 1970 ... Finished fourth in balloting for the Heisman Trophy in 1969, and third in 1970 ... Named National Back of the Year in 1969 ... Held the SEC record for most total offense in one game, 540 yards against Alabama in 1969, until 2012 ... Was No. 2 overall pick by New Orleans in 1971 NFL Draft ... Went on to have an outstanding 14-year pro career with New Orleans, Houston and Minnesota ... Member of Ole Miss Team of the Century (1893-1992) and SEC All-Century Team ... Named an SEC Legend in 1998 ... Member of the Mississippi Sports Hall of Fame, Ole Miss Sports Hall of Fame and National Quarterback Club Hall of Fame ... Named an All-Time All-American and received the Davey O'Brien Legends Award ... Member of the Louisiana Superdome Wall of Fame and New Orleans Saints Ring of Honor.

1969
GLENN CANNON
6-2 • 182 • S • 1967-69
GULFPORT, MISS.



Co-captain of the 1969 Rebels ... Selected as an All-American in 1969 ... Also earned All-SEC honors in 1968 and 1969 ... Helped Ole Miss beat Arkansas, 27-22, in the 1970 Sugar Bowl when his hit on Chuck Dicus forced a fumble, which he recovered to seal the win ...

Also intercepted a pass in the end zone against Arkansas ... Shares the Ole Miss record for most passes intercepted in a game, three against LSU in 1968 ... Had five interceptions in 1967, seven in 1968 and seven more in 1969 ... Ranks second in Ole Miss history for most career pass interceptions with 19, only one shy of Bobby Wilson's 20 ... Member of Ole Miss Team of the Century (1893-1992).

1973
HARRY HARRISON
6-1 • 182 • S • 1971-73
BAY SPRINGS, MISS.



Earned three letters during his career at Ole Miss and was a two year starter at safety ... Also played wide receiver ... Voted All-America defensive back in 1973 by the Newspaper Enterprise Association ... Also selected to Pi Kappa Alpha Fraternity All-America team in 1973 ... Second team

Associated Press All-SEC safety in 1973 ... An Academic All-SEC honoree in 1973 and a preseason All-SEC pick of The Birmingham News ... Led the SEC in interceptions with nine in 1972, which also ranked second in the nation and was the second highest single season total in Ole Miss history, one shy of Bobby Wilson's record of 10 ... Had 82 tackles his junior season ... Third leading tackler on team in 1973 with 91 and also had six pass interceptions ... Owns the school's third highest career interception mark with 16, ranking behind Bobby Wilson's 20 and Glenn Cannon's 19 ... Had 181 career tackles, including 116 solo hits, and broke up 15 passes ... Also recovered one fumble ... Signed NFL contract with the New Orleans Saints ... Inducted into the Ole Miss Athletic Hall of Fame in 1994.

1975
BEN WILLIAMS
6-3 • 253 • DT • 1972-75
YAZOO CITY, MISS.



Co-captain on the 1975 team ... Voted a first team All-American in 1975 ... A consensus first team All-SEC member in 1974 and 1975 ... Had 377 career tackles ... Led Rebels in tackles as a senior with 116 ... Recorded a team best 96 tackles as a junior and had 111 in 1973 when he was a

sophomore ... His 18 QB sacks in 1973 is a Rebel record ... Participated in the 1976 Senior Bowl, 1976 Coaches Association All-America Bowl, and 1975 East-West Game ... Voted the National Lineman of the Week and Southeastern Lineman of the Week for his 1973 performance against Villanova ... Three times selected as the Southeastern Defensive Player of the Week ... Played professionally with the Buffalo Bills from 1976 to 1985 ... Inducted into the Mississippi Sports Hall of Fame in 1997 and the Ole Miss Sports Hall of Fame in 1993 ... Member of Ole Miss Team of the Century (1893-1992) ... Selected an SEC Legend in 2002 ... The Manning Center's Williams-Reed Football Foyer is named in his honor ... Had his No. 74 jersey number retired on Nov. 24, 2022.

1979
JIM MILLER
 5-11 • 182 • P • 1976-79
 RIPLEY, MISS.



Consensus All-American in 1979 ... All-SEC honoree 1977-79 ... Averaged 43.4 yards on 266 career punts, fourth best in Ole Miss history ... Tied for most punts in a game with 12, set in 1978 ... In one game, averaged 51.7 yards per punt in six attempts, which is top-10 in Rebel history ... Is the all-time leader in most punts with 266 ... Finished No. 1 in the nation in 1977 in punting, averaging 45.9 yards ... Member of Ole Miss Team of the Century (1893-1992) ... Member of Ole Miss Sports Hall of Fame.

1984
FREDDIE JOE NUNN
 6-5 • 227 • DE • 1981-84
 NANIH WAIYA, MISS.



Co-captain of the 1984 Rebel squad ... First team All-American in 1984 ... Led Rebel defense with 123 tackles (53 solo) and six QB sacks ... Finished with 301 career tackles at Ole Miss ... First-team All-SEC in both 1983 and 1984 ... Played in the '84 Senior Bowl and Hula Bowl ... Received SEC Player of the Week award twice in 1984 for his performance against Memphis State and Arkansas ... Selected in first round of 1985 NFL Draft by the St. Louis Cardinals ... Made All-Rookie team in 1985 ... Member of Ole Miss Team of the Century (1893-1992) ... Named to the 1980s All-SEC team.

1985 & 1986
BILL SMITH
 6-3 • 217 • P-K • 1983-86
 LITTLE ROCK, ARK.



One of the top punters of the modern era ... Still holds several NCAA records ... Averaged 44.3 yards on 254 career punts ... His 92-yard punt against Southern Mississippi in 1984 is the longest in Ole Miss history ... Earned All-America honors in 1985 and 1986 ... Selected to the All-SEC teams in 1984, 1985 and 1986 ... Participated in the 1986 Senior Bowl and the 1986 Blue-Gray Game ... Named to the 1980s All-SEC team ... Ole Miss Sports Hall of Fame Class of 2016.

1988
WESLEY WALLS
 6-5 • 250 • LB-TE • 1985-88
 PONTOTOC, MISS.




Enshrined in the College Football Hall of Fame in 2014 ... Made first team All-America and All-SEC in his only year as a tight end, 1988, when he caught 36 passes for 426 yards and three TDs ... Had seven catches for 79 yards in 1988 upset of Alabama ... Co-captain of the 1988 team ... Had 106 career tackles before being switched to tight end ... Selected to play in both the 1988 Senior Bowl and East-West Game ... Participated in the 1988 Blue-Gray Game ... A first team Academic All-American in 1988 ... Academic All-SEC for three seasons (1986-87-88) ... Clower-Walters Scholarship Award recipient in the spring of 1989 ... Drafted in 1989 by the San Francisco 49ers and played five years for them ... Later played with the New Orleans Saints, Carolina Panthers and Green Bay Packers ... Three-time All-Pro and five-time Pro Bowl performer ... Named an SEC Legend in 2007 ... 1980s All-SEC team ... Inducted into the Ole Miss Sports Hall of Fame in 2005 and the Mississippi Sports Hall of Fame in 2016.

1991 & 1992
EVERETT LINDSAY
 6-5 • 290 • OT-OG • 1989-92
 RALEIGH, N.C.



A three-year starter who was selected first team All-America in 1991 and consensus All-America in 1992 ... Chosen All-SEC in 1991 and 1992 ... As a freshman, he was named to the SEC Freshman team ... Walked on at Ole Miss and became one of the nation's top linemen ... Enjoyed 11-year career in the NFL, playing for Minnesota, Baltimore and Cleveland ... Member of Ole Miss Team of the Century (1893-1992) and Ole Miss Sports Hall of Fame ... Named an SEC Legend in 2010.

1996
KRIS MANGUM
 6-5 • 245 • TE • 1994-96
 MAGEE, MISS.



First team All-America selection in 1996 ... Also earned first team All-SEC honors two years ... During his three years with the Rebels, caught 74 passes for 729 yards and four touchdowns, averaging 9.9 yards per reception ... Ended career ranked second among Ole Miss tight ends in receiving, trailing only Jim Poole's 94 receptions (1969-71) ... His 729 yards career receiving ranks third best in Ole Miss history for tight ends ... Started 31 of 33 games after transferring from Alabama ... Played in East-West Shrine Game and Blue-Gray Classic ... Played with the Carolina Panthers from 1997-2006 ... Selected to Ole Miss Athletics Hall of Fame in 2008 ... 2016 SEC Legend.

1998
RUFUS FRENCH
 6-4 • 245 • TE • 1996-98
 AMORY, MISS.



Earned first team All-America honors from 10 different selection boards as one of the nation's top tight ends in 1998 ... Also earned first team All-SEC honors in 1997 and 1998 ... Was a second team All-America selection in 1997 ... Passed up senior season to enter NFL draft ... Three-year receiving totals at Ole Miss included 84 receptions for 814 yards and four touchdowns ... Played in 32 games, starting 20.

2000
KEN LUCAS
 6-0 • 201 • DB • 1997-2000
 CLEVELAND, MISS.



First team All-American and first team All-SEC as a senior in 2000 ... Selected to play in the 2001 Senior Bowl ... Led the nation and established an Ole Miss single-season record with 30 passes defended in 2000 ... Led the Rebels in interceptions with five, tying for third in the SEC and 19th nationally ... Anchored an Ole Miss secondary that ranked first in the SEC and ninth nationally in pass efficiency defense (96.2) ... Selected in second round of 2001 NFL Draft by the Seattle Seahawks as the 40th overall pick ... Played five years with the Seahawks and four years with the Carolina

2001
TERRENCE METCALF
6-4 • 315 • OL • 1997, 1999-2001
CLARKSDALE, MISS.



Panthers ... Ole Miss Sports Hall of Fame Class of 2014. Earned first team All-America honors during 2001 senior season from four different rating systems, second team All-America by two and third team All-America honors by one ... Also rated first team All-SEC honors ... Participated in the

2002 Senior Bowl ... Selected as the SEC's Most Valuable Lineman ... Received the Clower-Walters Scholarship Award, Birmingham Alumni Club's "Leadership Award" and All-America Football Foundation Red Blaik Outstanding Leadership Award ... Drafted in the third round by Chicago Bears and was with the organization from 2002-08 ... Signed by the New Orleans Saints in 2010.

2003
ELI MANNING
6-5 • 218 • QB • 2000-03
NEW ORLEANS, LA.



Earned first team All-America honors in 2003 and was the No. 1 overall pick in the 2004 NFL Draft by San Diego, before being traded to the New York Giants ... Won the 2003 Maxwell Award as the nation's top college player and the Johnny Unitas Award as the top senior

quarterback ... Received the NCAA Today Top VIII Award and Socrates Award ... Earned Academic All-America honors and was selected to the AFCA Good Works Team ... Finished third in the 2003 Heisman Trophy balloting ... Set or tied 47 Ole Miss single-game, season and career records ... Finished career with a school-record 10,119 career passing yards, which also ranked fifth on the SEC's career list ... A two-time Super Bowl MVP as quarterback of the Giants, just the fifth player in NFL history to earn MVP honors multiple times ... Led the Giants to a 21-17 win over the New England Patriots in Super Bowl XLVI and a 17-14 victory over the previously unbeaten Patriots in Super Bowl XLII ... A three-time Pro Bowl selection ... Member of the Ole Miss Student Hall of Fame ... Had his No. 10 jersey number retired on Oct. 23, 2021.

2003
JONATHAN NICHOLS
6-0 • 180 • PK • 2001-04
GREENWOOD, MISS.



Earned first team All-America honors in 2003 when he won the Lou Groza Award for the nation's top place kicker ... Also earned first team All-SEC honors ... Set 15 school records ... Ole Miss' all-time leading scorer with 344 career points ... The

344 points ranked sixth on the SEC's career scoring list ... Finished his career with a streak of 117 consecutive PATs made, which ranked as the nation's longest active streak and was the fifth longest in SEC history ... Ole Miss' career leader in field goals made (63) ... Ranked first on the school's career list for PATs made (155) and PATs attempted (157).


2005 & 2006
PATRICK WILLIS
6-2 • 230 • LB • 2003-06
BRUCETON, TENN.



One of the nation's top linebackers when he earned first team All-America honors in 2005 and then became a consensus All-America selection as a senior in 2006 ... Selected to the most first team All-America squads (13) ever by a Rebel player ... Received the Butkus Award and Lambert Award as

the nation's top linebacker in 2006 and was a finalist for the Bronko Nagurski Award and a semifinalist for the Rotary Lombardi Award and the Lott Trophy ... Earned first team All-SEC as well as SEC Defensive Player of the Year honors for the 2005 and 2006 seasons ... Led the nation in solo tackles (9.0) in 2005 and ranked sixth in the nation in total tackles (12.8) ... As a senior in 2006, led the SEC in tackles (11.4), which also ranked sixth in the NCAA, and ranked third in the nation in solo tackles (7.25) ... Was named the South Team Defensive MVP at the 2007 Senior Bowl ... Received the 2006 Chucky Mullins Courage Award and also received the Cellular South Conerly Trophy as Mississippi's top collegiate player of 2006 ... Selected in the first round (11th overall pick) of the 2007 NFL Draft by the San Francisco 49ers ... 2007 Associated Press NFL Defensive Rookie of the Year ... Became the first player in franchise history to be selected as an All-Pro in each of his first six seasons ... Seven-time Pro Bowl selection ... Led the NFL in tackles in 2007 and 2009 ... Named to the Athlon and SI.com SEC All-Decade teams for 2000-09 and Athlon's All-BCS Era team for 1998-2014 ... Inducted into the Ole Miss Sports Hall of Fame in 2015 and the College Football Hall of Fame in 2019.

2008
PERIA JERRY
6-2 • 290 • DT • 2005-08
BATESVILLE, MISS.



Named first team All-America in 2008 by the Associated Press and ESPN and second team by CollegeFootballNews.com and Rivals.com ... A consensus first team All-SEC selection ... Earned a school-record four SEC weekly awards ... Finished the season first in the SEC in TFLs (18.0), fifth in QB sacks

(7.0) and tied for sixth in forced fumbles (2) ... Also tied for 11th in the nation in TFLs ... Helped the Rebel defense rank No. 2 in SEC and No. 4 in the nation in rush defense (85.5 ypg) and tie for first in the NCAA in TFLs (8.62 pg) ... One of three finalists for the Conerly Trophy, given to Mississippi's top collegiate player each year ... Played in 12 games and started the last 11 ... Served as team captain ... Received the 2008 Most Dedicated Player Award from the Ole Miss Alumni Association ... Selected in the first round (24th overall pick) of the 2009 NFL Draft by the Atlanta Falcons.

2008
MICHAEL OHER
6-5 • 318 • OL • 2005-08
MEMPHIS, TENN.



Started 47 consecutive games over his career ... A consensus first team All-America and All-SEC selection as a senior ... Earned the Jacobs Blocking Trophy as the SEC's best blocker from the league's coaches his final season ... Received the Shug Jordan Award

as the Southeast Offensive Lineman of the Year from The Touchdown Club of Atlanta ... One of three finalists for the Outland Trophy ... One of three finalists for the Conerly Trophy ... One of 12 semifinalists for the Rotary Lombardi Award ... Earned fourth team All-America and first team All-SEC honors as a junior in 2007 ... As a blocker, helped running back BenJarvus Green-Ellis top the 1,000-yard rushing mark in consecutive seasons ... Selected in the first round (23rd overall pick) of the 2009 NFL Draft by the Baltimore Ravens ... The Ravens defeated the San Francisco 49ers 34-31 in Super Bowl XLVII ... Subject of a national best-selling book and major motion picture, The Blind Side.

2009
JOHN JERRY
 6-6 • 335 • OL • 2006-09
 BATESVILLE, MISS.



Chosen first team All-America by the All-American Football Foundation ... Two-time All-SEC honoree (2008 and 2009) ... Blocked for three 1,000-yard rushers (BenJarvus Green Ellis in 2006 and 2007; Dexter McCluster in 2009) ... Played in 49 games over his four seasons, starting 46 ... As a senior named All-SEC first team by AP, SEC Coaches, Rivals and CollegeFootballNews.com and second team by Phil Steele ... Helped the Rebel offense rank second in the SEC and 14th in the nation in fewest sacks allowed (17) ... Helped Dexter McCluster post the second-highest rushing total in school history with 1,169 yards ... Served as team captain ... Selected in the third round of the 2010 NFL Draft by the Miami Dolphins with the No. 73 overall pick.

2009
DEXTER McCLUSTER
 5-9 • 170 • RB-WR • 2006-09
 LARGO, FLA.



One of the best all-purpose players in Ole Miss history ... Chosen first team All-America by the All-American Football Foundation (all-purpose player) ... Finished No. 2 on the Ole Miss career all-purpose yardage list with 4,089, behind only Deuce McAllister's 4,889 (1997-2000) ... Ranks ninth among the all-time Rebel rushers with 1,955 yards ... Became just the second back-to-back offensive MVP in the 74-year history of the Cotton Bowl Classic, joining SMU's Doak Walker in 1948-49 ... Two-time All-SEC honoree as an all-purpose player ... Also earned All-SEC accolades as both a wide receiver (2008, 2009) and running back (2009) ... Received the National Running Back Trophy from the College Football Performance Awards ... As a senior named first team All-SEC as an all-purpose player (AP), second team as a running back (AP, SEC Coaches, Rivals) and second team as a wide receiver (Phil Steele) ... First player in SEC history with 1,000 rushing yards (1,169) and 500 receiving yards (520) in the same season ... Selected in the second round of the 2010 NFL Draft by the Kansas City Chiefs with the No. 36 overall pick ... Made the Pro Bowl in 2013 ... Signed a free agent deal with the Tennessee Titans in the 2013 offseason ... Named to Athlon's SEC All-Decade team for 2000-09.

2013
CODY PREWITT
 6-2 • 212 • DB • 2011-14
 BAY SPRINGS, MISS.



Selected first team All-America in 2013 by Associated Press, USA Today and Lindy's ... 55th first team All-America selection in school history and the first Rebel safety selected first team since Harry Harrison in 1973 ... Voted to the All-SEC first team in 2013 and 2014 by the Associated Press, league coaches, Sporting News, ESPN.com, Athlon and College Sports Madness ... Jim Thorpe Award Semifinalist in 2013 and 2014 ... Served as a team captain for all 13 games in 2014 ... Played in all 51 games of his Rebel career ... Tied for eighth in school history with 11 career INTs.

2014
SENQUEZ GOLSON
 5-9 • 176 • CB • 2011-14
 PASCAGOULA, MISS.



A consensus first team All-American ... First unanimous choice since offensive tackle Michael Oher in 2008 ... 56th first team All-American in school history and first cornerback since Ken Lucas in 2000 ... Finalist for the Bronko Nagurski Trophy, awarded to the national defensive player of the year ... SEC Defensive Player of the Year (Scout.com, College Sports Madness) ... First Team All-SEC selection ... Finished second nationally with a school record-tying 10 interceptions ... Finished the 2014 season with a nation-best 16 career interceptions ... Selected in the second round (56th overall selection) of the 2015 NFL Draft by the Pittsburgh Steelers.

2015
ROBERT NKEMDICHE
 6-4 • 296 • DT • 2013-15
 LOGANVILLE, GA.



Two-time All-American, including a first-teamer by Scout.com in 2015 ... Two-time first team All-SEC selection ... First Ole Miss defensive lineman to be named a finalist for the Hornung Award ... Started 34 of 35 games in his Ole Miss career ... Totaled 98 tackles, 19.0 tackles for loss and 7.0 sacks ... Scored three offensive touchdowns (two rushing, one receiving) as a junior in 2015 ... Selected in the first round of the 2016 NFL Draft by the Arizona Cardinals with the 29th pick ... First Ole Miss defensive lineman to be drafted since 2011.

2016
EVAN ENGRAM
 6-3 • 235 • TE • 2013-16
 POWDER SPRINGS, GA.



A consensus first team All-American ... All-time Ole Miss leader in receptions (162), receiving yards (2,320) and TD catches (15) by a tight end ... First player in school history to earn All-SEC honors four times ... Winner of the Ozzie Newsome Award (college football's best tight end), Pop Warner College Football Award (senior who has made the biggest difference on the field, in the classroom and in his community) and the C Spire Conerly Trophy ... Ended his career as nation's leader among active TEs in career receiving yards ... Among all Rebels, ranks fourth in career receptions, fifth in receiving yards and tied for sixth in TD catches ... Four-year starter ... Two-year team captain ... Started 42 of 45 games played in his Rebel career ... Selected in the first round of the 2017 NFL Draft by the New York Giants with the 23rd pick ... First Rebel tight end to be drafted since 1997.

2020
ELIJAH MOORE
 5-9 • 185 • WR • 2018-20
 FORT LAUDERDALE, FLA.



Earned first team consensus All-America accolades (Walter Camp, AFCA, Associated Press, Sporting News) after historic and shortened 2020 junior season ... Played in and started eight games at wide receiver before elected to forgo the remaining games of his Rebel football career in order to begin preparation for the 2021 NFL Draft ... Hauled in a school record 86 receptions for 1,193 yards and eight touchdowns during his last season in a Rebel uniform ... Led the country in receiving yards per game (149.1) and receptions per game (10.8) ... His 1,193 receiving yards were the most ever by an SEC player through the first eight games of the season ... Receiving yardage ranked third on Ole Miss' single-season record books ... Moore was just 127 yards shy of A.J. Brown's 2018 mark of 1,320 yards, which was set over a span of 12 games, four less than Moore ... Finished No. 18 nationally with eight receiving touchdowns and No. 12 in all-purpose yards (158.3 ypg) ... In the Ole Miss career record book, Moore finished tied for third in receptions (189), No. 4 in receiving yardage (2,441) and No. 6 in receiving touchdowns (16) ... He's the only Rebel in school history to surpass the 200-yard receiving mark three times in a career, all of which came in 2020 ... Drafted in the second round of the 2021 NFL Draft by the New York Jets.

ALL-SEC

	Year	First Team	Second Team	Third Team		Year	First Team	Second Team	Third Team
Billy Ray Adams, FB	1961	AP, UPI			Tony Conner, S	2014	AP		CSM
Elmer Allen, DT	1971	AP			Jonathan Cornell, LB	2010	PS		
Buddy Alliston, G	1955		AP, INS	UPI	Matt Corral, QB	2020			PFF
J.R. Ambrose, WR	1985		AP			2021		C, AP, PS, PFF	
	1986		AP		Paige Cothren, FB	1955	AP, INS		UPI
	1987		AP			1956	AP, UPI		
James Anderson, FB	1960		AP, BN	UPI	Chris Cottam, OG	1980		AP	
Tyjl Armstrong, TE	1991	AP, BN, TBS			Jimmy Crawford, G	1948	AP, UPI		
Winky Autrey, C	1939			AP		1949	UPI, INS-D	AP	
John Avery, KR/RB	1996	BN	AP		Doug Cunningham, TB	1966	AP		
	1997		AP, C		Carlos Davis, KR	2016		PFF	Athlon
Randy Baldwin, RB	1990	AP, UPI, C, BN, FN			Eagle Day, QB	1954	UPI	AP	
		UPI, C	AP			1955	UPI, INS		AP
Tony Bennett, OLB	1989		AP		Mike Dennis, TB	1964	AP-O	UPI	
Bob Benton, T	1960		AP	UPI		1965	AP, UPI-O		
Les Binkley, K	1999		AP		Dave Dickerson, E	1954			UPI
Rex Reed Boggan, T	1954	AP	UPI		Don Dickson, G-T	1962	AP	UPI	
Brandon Bolden, RB	2010			PS	Kenny Dill, C	1963	AP	UPI	
Bookie Bolin, G	1961		UPI		Johnny Dixon, DB	1992	C, FN		
Tim Bowens, DT	1993		AP			1993	C	AP	
Danny Boyd, DB	1992		AP, C		Paul Dongieux, DB	1971		AP	
McKinley Boykin, DL	2004		C		Dewayne Dotson, LB	1992	BN	AP, C	
Kimble Bradley, QB	1938		UPI	AP		1993	AP, C		
Art Bressler, G	1972		AP-O		John (Kayo) Dottley, FB	1949	AP, UPI	INS-O	
	1973	AP, UPI-O				1950	AP, UPI, INS		
Billy Brewer, DB	1959				Dontario Drummond	2021		PS, PFF	
Johnny Brewer, E	1959	BN	AP		Gene Dubuisson, C	1955		AP, INS	UPI
	1960	AP, UPI, BN			Charles Duck, G	1956			AP, UPI
Alundis Brice, DB	1993	AP, BN	C		Jim Dunaway, C	1961	AP, UPI		
	1994	AP, C, FN, S&S, BN				1962	UPI	AP	
			AP		Perry Lee Dunn, QB	1963		AP, UPI	
Fred Brister, LB	1970		AP		Jerrion Ealy, KR	2019	Athlon, PFF, PS	C	
Oscar Britt, G	1941		AP			2020		AP, C, PFF	PS
	1942			AP, UPI		2021		C	PFF
Nick Broecker, OL	2021			PS	Doug Elmore, QB	1961		AP, UPI	
	2022		C		Trae Elston, S	2015	C, ESPN, Athlon, PS	AP	
A.J. Brown, WR	2017	AP, C, PS			Evan Engram, TE	2013		AP, CSM	
	2018	AP, C, ESPN, Athlon, PS	PFF			2014	AP, C, ESPN, Athlon, CSM		
Allen Brown, E	1963	AP	UPI			2015		C, Athlon, PS	
	1964	AP-O, UPI				2016	AP, C, ESPN, CBS, Scout, SBN	PFF	
Chad Brown, DT	1992	AP, BN	C		Bill Erickson, T	1947		AP, UPI	
Raymond Brown, QB	1957	UPI	AP, INS		Mike Espy, KR	2004	SFS		
Troy Brown, LB	2022			PFF	Bill Eubanks, E	1941	AP		
Serderius Bryant, LB	2013		AP	CSM	Zach Evans, RB	2022			PFF
Doug Buckles, OG	2003	CA			Julian Fagan, P	1967		AP	
	2004		C			1968		AP	
Derrick Burgess, DE	2000	AP, BN, FN	C, R		Hap Farber, DE	1969	AP, UPI		
Alan Bush, T	1967		AP-O		Bill Farris, DE-P	1975		AP	
Charlie Cage, DT	1978	UPI			AJ Finley, DB	2021		AP	
Tyler Campbell, P	2010		AP			2022		PFF	PFF
Glenn Cannon, S	1968	AP			Mike Fitzsimmons, DT	1986		AP	
	1969	AP, UPI			Charlie Flowers, FB	1958	AP	UPI	
Kendrick Clancy, DT	1999	FN	AP			1959	AP, UPI, BN		
Ben Claxton, C	2001		AP, C		Jesse Flowers, T	1933			AP
	2002		AP, C		John Fourcade, QB	1979		UPI, AP	
Devon Coburn, OT	1997		C			1980	UPI	AP	
Dennis Coleman, DE	1970	AP, UPI			Bobby Franklin, QB	1958		UPI	
Kem Coleman, LB	1976		AP		Floyd Franks, SE	1969		AP	
	1977		AP			1970		AP	
Chris Collins, WR	2002		AP		Rufus French, TE	1997	AP, C, FN		
	2003	C, AP, CA, CFN				1998	AP, C, FN, BN		
Charlie Conerly, HB	1946	UPI	AP						
	1947	AP, UPI							

ALL-SEC

	<u>Year</u>	<u>First Team</u>	<u>Second Team</u>	<u>Third Team</u>		<u>Year</u>	<u>First Team</u>	<u>Second Team</u>	<u>Third Team</u>
Lee Garner, LB	1966		UPI		Chad Kelly, QB	2015		C, AP, PS	
Jake Gibbs, QB	1959		AP, UPI, BN			2016	PFF	C, AP	Athlon
	1960	AP, UPI, BN			Jimmy Keyes, G-LB	1966	AP-D	UPI-D	
Kline Gilbert, T	1952	AP-O	UPI			1967	AP, UPI-D		
Chauncey Godwin, DB	1989	BN			Rick Kimbrough, FLK	1975		AP-O	
Senquez Golson, CB	2014	AP, C, ESPN Athlon, CSM			Billy Kinard, HB	1955			AP, INS
		SEC			Bruiser Kinard, T	1936	AP		
Willie Goodloe, KR	1985					1937	AP, UPI		
Jesse Grandy, PR	2010			PS	Boyd Kitchen, OG	1997		AP	
Larry Grantham, E	1958		AP, UPI		Chet Kozel, T	1941			AP
	1959	AP, BN	UPI		Broc Kreitz, LB	1997		C	
Willie Green	1989	C, BN	AP		Jimmy Lear, QB	1951			AP, UPI
Glynn Griffing	1962	AP, UPI				1952		UPI	AP-D
Joe Gunn, RB	1999	FN	AP, C		Don Leathers, OT	1972	AP-O		
	2001		AP, C						
Louis Guy, WB	1962			AP, UPI	Kendrick Lewis, S	2009		R	PS
Mac Haik, SE	1967		AP-O		Everett Lindsay, OG-OT	1991	FN	AP	
Parker Hall, TB	1938	AP, UPI				1992	AP, C, BN, FN		
Whaley Hall, T	1963	AP, UPI			Greg Little, OT	2017		AP, C, PS	
Clarence Hapes, TB	1936		AP			2018	AP, C, Athlon, PS		
Merle Hapes, FB	1940	SSWA	AP		Kentrell Lockett, DE	2009			PS
	1941	AP			DaMarkus Lodge	2018		PS	
Ray Hapes, HB	1935			AP	Harol Lofton, HB	1953			AP, UPI
Greg Hardy, DE	2007	C, AP	R, PS		Billy Lott, RH	1957			
	2008		C		Ken Lucas, DB	2000	BN, C, CFN,	AP	
Harry Harrison, S	1973		AP-D				CSSE, FN, R		
James Harvey, OT	1965		AP		Kris Mangum, TE	1995	AP, FN, BN	AP, C	
Marquis Haynes, DE	2015		C, AP, PS			1996	FN	C	
	2016		Athlon, PS		Archie Manning, QB	1969	AP, UPI		
	2017		AP, C, PS			1970	UPI	AP	
Homer Hazel, G	1941	AP			Eli Manning, QB	2002		AP	
Malik Heath, WR	2022			PFF		2003	C, AP, CA, CFN		
Ray Heidel, DB	1970		AP				CTFF, SFS		
Bart Herrington, E	1933			AP	Mike Marry, LB	2011			PS
Jeff Herrod, LB	1986	C	AP		James Mask, DE	1952	INS-D		AP, UPI
	1987		AP		Harold Maxwell, DE	1951	AP-D		
Gene Hickerson, T	1957	AP, UPI, INS			Jerry May, G	1952			AP-O
Mike Hilton, DB	2015		C, AP, PS		Deuce McAllister, RB	1998		AP, C	
Stan Hindman, G	1963	UPI	AP			1999	AP, C, BN	AP (all-purpose)	
	1964		AP, UPI			2000	AP	C, R	
	1965	AP, UPI-O			Bob McCain, E	1944			AP
Steve Hindman, TB	1967		AP-O		Worthy McClure, OT	1970	AP, UPI-O		
Chuck Hinton, C	1966		AP		Dexter McCluster, RB-WR	2008		AP	PS
Shay Hodge, WR	2008			PS		2009	AP, PS	AP, C, R	
	2009	AP, C, R, SN, CFN	PS		Bobby McCool, FB	1954			UPI
Paul Hofer, FB	1973		AP-O		Terrence Metcalf, OT	2000	BN, C, CFN,	AP	
Junie Hovious, TB	1939		AP				CSSE, FN, R		
	1940	AP				2001	AP, C, FN		
	1941	UPI	AP		Jeff Miller, OT	1994			C
Abdul Jackson, LB	1993		AP, C		Jim Miller, P	1977	UPI	AP	
	1994	AP, C, FN,				1978	AP, UPI		
		S&S, BN				1979	AP, UPI		
Jeremy James, OL	2021			PFF	Romaro Miller, QB	2000		C	
Tommy James, DB	1967		AP-D		Crawford Mims, G	1952		AP-D, UPI	
Skip Jernigan, OG	1969		AP-O			1953	AP, UPI, INS		
	1970	AP, UPI-O			Jonathan Mingo, WR	2022		C, PFF	
John Jerry, OL	2008		C, PS		Chris Mitchell, SS	1990	AP, FN, BN		
	2009	AP, C, R, SN, CFN	PS		Jesse Mitchell, DT	2003	AP, CA	SFS	
Peria Jerry, DT	2007		AP, R		Donte Moncrief, WR	2012		CSM	PS
	2008	C, PS, AP			Tim Montz, PK	1996		C	
C.J. Johnson, DE	2012			CSM	Elijah Moore, WR	2019			Athlon
Lawrence Johnson, DT	1975		AP-D			2020	AP, C PFF, PS		
Marcus Johnson, OL	2004		AP		Steven Moore, CB	1986	C		
Billy Ray Jones, LG	1961			AP, UPI		1988	AP		
Benito Jones, DL	2019		C	Athlon, PS	Chuck Morris, TB	1962			AP
Quinshon Judkins, RB	2022	AP, C, USA, PFF							

ALL-SEC

	Year	First Team	Second Team	Third Team		Year	First Team	Second Team	Third Team
Buz Morrow, DT	1969		AP-D		Ralph Smith, E	1960			AP
Charlie Moss, CB	1976		AP			1961		AP, UPI	
Allen Muirhead, HB	1954		AP, UPI		Jevan Snead, QB	2008			PS
Reid Neely, OG	2009			PS	Bradley Sowell, OL	2010		AP	
Jonathan Nichols, PK	2003	C, AP, CA, CFN CTFP, SFS			Armegis Spearman, LB	1998		AP, BN	
	2004		C, AP			1999		AP	
Denzel Nkemdiche, LB	2012		AP, CSM, PS		Breeland Speaks, DL	2017		AP, PS	
	2013		AP	CSM	Chris Spencer, C	2004	SFS		
Robert Nkemdiche, DT	2014	AP, C, CSM	Athlon		Tre' Stallings, OL	2005	C		
	2015	ESPN, Athlon	C, AP, PS		Jerry Stone, C	1956			AP
Jeff Noblin, SS	1986	C	AP		Bill Stribling, DE	1950	AJ		AP, UPI
Freddie Joe Nunn, DE	1983	SJ			Jack Stribling, E	1949	UPI, INS	AP	
	1984	AP, UPI, C			Eddie Strong, LB	1999		C	
Michael Oher, OT	2006		C, R			2001		C	
	2007	C, AP, R, PS, PR			Jim Stuart, LB	2002	C		
	2008	C, AP, PS			Syniker Taylor, FS	1973		AP-D	
Cory Peterson, WR	1999		AP			2000		AP	
Pat Phenix, OT	1981	AP				2001	C, FN	AP	
	1982	UPI	AP		Marvin Terrell, G	1959	AP, UPI, BN		
Cory Philpot, TB	1992	AP	C		Gary Thigpen, CB	1998		C	
George Plasketes, DE	1977	AP, UPI			Larry Thomas, LB	1969		AP-D	
Barney Poole, E	1947	AP, UPI			Ken Toler, WR	1980		AP	
	1948	AP, UPI, INS			Andre Townsend, DT	1982		AP	
Jim Poole Jr., TE	1970	UPI	AP			1983		AP	
	1971	UPI			Frank Trapp, LB	1968		AP-D	
Ray Poole, E	1946	AP, UPI			Laquon Treadwell, WR	2014		Athlon	
Jerrell Powe, DT	2009		AP			2015	C, AP, ESPN, Athlon, PS		
	2010		C, PS		Laremy Tunsil, OL	2013		AP	CSM
Cody Prewitt, S	2013	AP, C, SN, CSM, ESPN				2014	AP, Athlon, CSM	C	
	2014	AP, C, ESPN, Athlon, CSM				2015	Athlon, ESPN		
Richard Price, G-T	1959			UPI	Gary Turner, DE	1975		AP-D	
	1960	AP, BN	UPI		Jim Urbanek, DT	1965	AP, UPI-D		
Kelvin Pritchett, DT	1989		AP			1966	AP, UPI-D		
	1990	AP, UPI, C, FN, BN			Burney Veazey, TE	1967	AP, UPI-D		
Jack Propst	2018			PS		1972	AP, UPI		
	2019			PS	Todd Wade, OT	1973	UPI-O	AP-O	
Randy Reed, FB-TB	1970		AP		Mike Wallace, WR	1999	AP, C, BN		PS
Tutan Reyes, OT	1999		C			2007			
Bill Richardson, T	1935		AP		Wesley Walls, TE	2008		PS	
Jerry Richardson, DE	1966	UPI	AP-D		Cassius Ware, LB	1988	AP, C		
	1967		AP-D		Garland Warfield, DB	1993	AP	C	
Cody Ridgeway, P	2003		C		Jim Weatherly, QB	1966	AP	UPI	
	2004	R			Curtis Weathers, TE	1964		AP, UPI	
Rab Rodgers, HB	1935		AP			1977		AP	
Farley Salmon, QB	1948		AP, UPI, INS		Randy White, OG	1977		AP	
Todd Sandroni, DB	1987		AP		Jordan Wilkins, RB	2017			PS
	1988	C	AP		Ben Williams, DT-MG	1973	UPI-D	AP-D	
Dan Sartin, DT	1967		AP-D			1974	UPI-D	AP-D	
Bill Schneller, QB	1939	AP				1975	AP-D, UPI-D		
Joshua Shene, K	2008	AP	C, PS		Don Williams, E	1957		UPI	
Jackie Simpson, G	1957	AP	UPI		Sam Williams, DL	2021	C, AP, PS	PFF	
Eddie Small, WR	1992		C		Patrick Willis, LB	2005	AP, C, R, CFN		
Bill Smith, P	1984		AP			2006	AP, C, R		
	1985	UPI, C, SEC	AP		Gary Wunderlich, K	2016		C, AP, PS	Athlon
	1986	UPI, C, AP			Kenny Yeboah, TE	2020			PS
					Billy Yelverton, T	1956	AP	UPI	

Guide to Abbreviations: AP (Associated Press), Athlon, BN (Birmingham News), C (Coaches), CA (Commercial Appeal), CFN (CollegeFootballNews.com), CSM (College Sports Madness), CSSE (College Sports Southeast), CTFP (Chattanooga Free Press), ESPN (ESPN.com) FN (Football News), INS (International News Service), PFF (Pro Football Focus), PR (Mobile Press-Register), PS (Phil Steele), R (Rivals.com), S&S (Street and Smith), Scout (Scout.com), SFS (Southern Football Saturdays), SBN, (SB Nation), SN (Sporting News), UPI (United Press International), USA (USA Today)

REBEL HONOR ROLL

HALLS OF FAME & HONORARY TEAMS

COLLEGE FOOTBALL HALL OF FAME: Frank M. (Bruiser) Kinard, T, 1951 (Charter Member); Charles A. Conerly, QB, 1966; Barney Poole, E, 1974; John H. Vaught (Coach), 1979; Doug Kenna, QB, 1984; Thad "Pie" Vann (Coach), 1987; Archie Manning, QB, 1989; Parker Hall, HB, 1991; Jerry Dean (Jake) Gibbs, QB, 1995; Charlie Flowers, FB, 1997; Wesley Walls, TE, 2014; Patrick Willis, LB, 2019

PROFESSIONAL FOOTBALL HALL OF FAME: Frank M. Kinard, T, 1971, Gene Hickerson, G, 2007

HELMS ATHLETIC FOUNDATION HALL OF FAME: Frank M. Kinard, T, 1955; Charles Conerly, QB, 1959; Barney Poole, E, 1966

NACDA HALL OF FAME: C.M. (Tad) Smith, 1972; Warner Alford, 2018

COTTON BOWL HALL OF FAME: Eagle Day, QB, 2003; Houston Nutt, Head Coach, 2018; Dexter McCluster, RB, 2020; Eli Manning, QB, 2023

GATOR BOWL HALL OF FAME: Archie Manning, QB, 1989

SUGAR BOWL HALL OF FAME: Raymond Brown, 2017; Archie Manning, 2017; Johnny Vaught, 2019; Jake Gibbs, 2021; Glynn Griffing, 2022

NATIONAL QUARTERBACK CLUB HALL OF FAME: Archie Manning, 2004

UNITED STATES MARINE CORPS SPORTS HALL OF FAME: Charlie Conerly, QB, 2010

CAROLINA PANTHERS HALL OF HONOR: Wesley Walls, 2019

MIAMI DOLPHINS WALK OF FAME: Tim Bowens, 2012

NEW ORLEANS SAINTS RING OF HONOR: Archie Manning, 2013

NEW YORK GIANTS RING OF HONOR: Charlie Conerly, 2010; Eli Manning, 2021

NEW YORK JETS RING OF HONOR: Larry Grantham, 2011

ALL-TIME ALL-AMERICA: Frank M. Kinard, T, 1948, All-America Board, 1932-48; Frank M. Kinard, T, 1948; All-America Squad, Associated Press, 1951; Frank M. Kinard, T, 1948, Football Writers Association of America, 1920-68, September, 1969; Frank M. Kinard, T, 1948, Athlon, 1869-1992; Archie Manning, QB, 1970, Athlon, 1869-1992; Bill Smith, P, 1986, Athlon, 1869-1992

WALTER CAMP ALL-CENTURY TEAM: Frank M. (Bruiser) Kinard, T

CHICK-FIL-A SOUTHEASTERN CONFERENCE PLAYERS OF THE MILLENNIUM: Jerry Dean (Jake) Gibbs, QB; Archie Manning, QB; Barney Poole, E

ALL-TIME ALL-SOUTHEASTERN: Frank M. (Bruiser) Kinard, T (From 1933, FWAA)

September, 1969; 1933-42; John A. (Junie) Hovious, HB; Frank M. Kinard, T

GATOR BOWL ALL-TIME TEAM (1946-2019): Archie Manning, QB

LINDY'S SEC ALL-CENTURY TEAM (1900-99): First Team—Archie Manning, QB; 2nd Team—Barney Poole, E; Bruiser Kinard, OL

LINDY'S 25TH ANNIVERSARY SEC TEAM (1982-2006): Freddie Joe Nunn, DL, 2nd Team; Bill Smith, P, 2nd Team

NATIONAL FOOTBALL FOUNDATION 150TH ANNIVERSARY TEAM OF EXCELLENCE: Archie Manning, QB, Team Captain, 2019

25-YEAR ALL-SOUTHEASTERN CONFERENCE TEAM (1961-85): Archie Manning, QB

BIRMINGHAM QUARTERBACK CLUB QUARTER CENTURY ALL-SEC TEAM (1950-74): Stan Hindman, G; Archie Manning, QB

SEC SKYWRITERS ALL-TIME SEC TEAM (1933-82): First Team Offense—Archie Manning, QB (1968-70); Bruiser Kinard, L (1935-37). First Team Defense—Jimmy Patton, DB (1953-55). Second Team Offense—Charlie Conerly, QB (1942, 1946-47); Barney Poole, WR (1942-48); Stan Hindman, L (1963-65); Gene Hickerson, L (1955-57). Second Team Defense—Larry Grantham, LB (1957-59)

SOUTHEAST AREA ALL-TIME TEAM (1920-1969): Frank "Bruiser" Kinard, T (1935-37)

ATLANTA JOURNAL 35-YEAR ALL-SEC TEAM: Bruiser Kinard, T, 1937; Barney Poole, E, 1948

ATHLON TOP 25 PLAYERS OF BCS ERA (1998-2010): Patrick Willis, LB (No. 20)

LAKELAND (Fla.) LEDGER 25-YEAR ALL-SEC TEAM (1961-85): Archie Manning, QB, 1968-70

PREVIEW SPORTS ALL-DECADE TEAM (1940-49): Barney Poole, E

SPORTS ILLUSTRATED ALL-DECADE TEAM (1930-39): Frank M. (Bruiser) Kinard, T

SPORTS ILLUSTRATED ALL-DECADE TEAM (1940-49): Barney Poole, E

SI.com ALL-DECADE TEAM (2000-09): Patrick Willis, LB

ATHLON ALL-DECADE TEAM (2000-09): Patrick Willis, LB

ATHLON SEC ALL-DECADE TEAM (2000-09): Patrick Willis, LB; Dexter McCluster, AP

AUTOZONE LIBERTY BOWL ALL-DECADE TEAM (1960-69): Glenn Cannon, DB, 1968; Archie Manning, QB, 1968; Frank Trapp, LB, 1968

LINDY'S SEC ALL-DECADE TEAM (1990-99): Second Team — Dwayne Dotson, LB

SEC ALL-DECADE TEAM (1990-99): Second Team — Todd Wade, OL

ATHLON SPORTS ALL-BCS ERA (1998-2014) DEFENSE: Patrick Willis, LB, 2003-06

1960s ALL-SEC TEAM: Glenn Cannon, DB, Jim Dunaway, L; Stan Hindman; Archie Manning, QB

1970s ALL-SEC TEAM: Archie Manning, QB

1980s ALL-SEC TEAM: Freddie Joe Nunn, DL; Bill Smith, P; Wesley Walls, TE

ALL-TIME BOWL GAME PLAYERS: Archie Manning, QB; Deuce McAllister, RB; Eli Manning, QB; Frank Kinard, T; Jim Dunaway, RT

SEC LEGENDS: Charles A. Conerly, TB, 1994; George Barney Poole, E, 1995; John Howard Vaught, Coach, 1996; John (Kayo) Dottley, RB, 1997; Archie Manning, QB, 1998; Charlie Flowers, FB, 1999; Robert C. Khayat, L-K, 2000; Ray Poole, E, 2001; Ben Williams, DL, 2002; Billy Ray Adams, RB, 2003; Allen Brown, TE, 2004; Andre Townsend, DL, 2005; Jerry Dean (Jake) Gibbs, QB, 2006; Wesley Walls, TE, 2007; Bobby Ray Franklin, QB, 2008; Jimmy Lear, QB, 2009; Everett Lindsay, OL, 2010; Deuce McAllister, RB, 2011; Glynn Griffing, QB, 2012; Jeff Herrod, LB, 2013; Stan Hindman, OL, 2014; Ken Lucas, DB, 2015; Kris Mangum, TE, 2016; Terrance Metcalf, OL, 2017; Jim Miller, P, 2018; Jonathan Nichols, K, 2019; Eli Manning, 2022

DAVEY O'BRIEN LEGENDS AWARD: Archie Manning, QB, 2004

SOUTHERN LIVING SOUTH'S GREATEST PLAYERS (1936-86): Bruiser Kinard, T

ATHLON SPORTS ALL-TIME REBEL TEAM (1893-1995): Offense — Floyd Franks, WR (1968-70); Barney Poole, WR (1942, 47-48); Wesley Walls, TE (1985-88); Jim Dunaway, OL (1960-62); Stan Hindman, OL (1963-65); Everett Lindsay, OL (1989-92); Crawford Mims, OL (1951-53); Marvin Terrell, OL (1957-59); Archie Manning, B (1968-70); John (Kayo) Dottley, RB (1947-50); Charlie Flowers, RB (1957-59); Bryan Owen, K (1985-88); Defense — Bruiser Kinard, DL (1935-37); Kelvin Pritchett, DL (1988-90); Ben Williams, DL (1972-75); Jim Urbanek, DL (1965-67); Freddie Joe Nunn, LB (1981-84); Larry Grantham, LB (1957-59); Jeff Herrod, LB (1984-87); Glenn Cannon, DB (1967-69); Barry Wilburn, DB (1981-84); Jimmy Patton, DB (1952-54); Todd Sandroni, DB (1987-90); Bill Smith, P (1983-86)

MISSISSIPPI SPORTS HALL OF FAME (Year Inducted): Billy Ray Adams, 1987; Warner Alford, 2003; Coolidge Ball, 2008; Calvin Barbour, 1975; Doby Bartling, 1977; Bernard (Blackie) Blackwell, 2001; Denver Brackeen, 1982; Billy Brewer, 2018; Johnny Brewer, 2004; Allen Brown, 2010; Raymond Brown, 2006; Lindy Callahan, 2004; Mack Cameron (coach), 1999; Jim Carmody (coach), 2009; Billy Chadwick, 2006; Van Chancellor, 2005; Charlie Conerly, 1966; Eddie Crawford, 2012; Bobby Crespino, 1994; Doug Cunningham, 2014; Roland Dale, 1995; J. W. (Wobble) Davidson, 1986; Herman (Eagle) Day, 1981; David Dellucci, 2022; Mike Dennis, 2015; John (Kayo) Dottley, 1971; Jim Dunaway, 1990; Doug Elmore, 1993; Charlie Flowers, 1985; Bobby Ray Franklin, 2005; K.P. Gatchell (coach), 1966; Joe Gibbon, 1979; Jake Gibbs, 1976; Kline Gilbert, 1977; Jennifer Gillom, 2008; Peggie Gillom, 1998; Gerald Glass, 2013; Tom Goode (coach), 1982; Bill Goodrich, 2005; B.L. (Country) Graham, 1963; Larry Grantham, 1980; Glynn Griffing, 2002; Edwin (Goat) Hale (coach), 1961; Parker Hall, 1970; Gene Hickerson, 1979; Stan Hindman, 1988; John A. (Junie) Hovious, 1967; Doug Kenna, Jr., 1970; Don Kessinger, 1984; Robert C. Khayat, 2000; Frank M. (Bruiser) Kinard (Charter Member), 1961; Dr. Cecil (Ike) Knox, 1964; A.C. (Butch) Lambert, 2000; Jimmy Lear, 1991; Harold Lofton, 1999; Archie Manning, 1989; Deuce McAllister, 2014; Jimmie McDowell (writer), 1999; Terrence Metcalf, 2021; Dr. Cary Middlecoff, 1996; Crawford Mims, 1995; John Montgomery, 1974; C.R. (Dudy) Noble (coach), 1961; Jimmy Patton, 1972; George Barney Poole, 1965; James E. (Buster) Poole, 1964; Ray S. Poole, 1968; Richard Price, 2019; Dave Randall, 2021; Langston Rogers, 2013; William C. (Billy) Sam, 1965; C. M. (Tad) Smith, 1969; Ralph (Catfish) Smith, 2002; John Stroud, 2009; Tom Swayze, 1978; Marvin Terrell, 2001; Bob Tyler (coach); Thad (Pie) Vann, 1971; John H. Vaught, 1976; Gerald (Gee) Walker, 1969; Joe Walker, Jr., 2018; Wesley Walls, 2016; Randy Watkins, 2021; Skeeter Webb, 1978; Hunter G. (Doc) Weddington, 1983; Ben Williams, 1997; Patrick Willis, 2020

OLE MISS SPORTS HALL OF FAME (Year Inducted): Billy Ray Adams, 1990; Whitey Adams, 2009; Warner Alford, 1999; Vaughn S. (Buddy) Alliston, Jr., 1996; Austin H. Applewhite (Charter Member), 1986; Kent Austin, 2000; Cynthia Autry, 2007; Bobby Bailless, 2010; Coolidge Ball, 1991; Pat Ball, 2011; Calvin C. Barbour (Charter Member), 1986; Rod Barnes, 2011; Nick Barone, 2006; McNeil Doby Bartling (Charter Member), 1986; Preston (Pep) Bennett, 2005; Tony Bennett, 2003; Mahesh Bhupathi, 2017; Rex Reed Boggan, 1988; Treva G. (Bookie) Bolin, 1992; Jamie Booras, 1999; Marie Laure Bougnol, 2003; Arnold L. (Showboat) Boykin, 1988; Charlie Denver Brackeen, 1988; J. Kimble Bradley (Charter Member), 1986; Megan Breen, 2017; Art Bressler, 2013; Billy Brewer, 2011; Johnny Brewer, 1991; Allen Brown, 1989; Raymond L. Brown, 1988; Cecil Burford, 2007; Edmund Jack Burke, 1995; William Webster (Webb) Burke (Charter Member), 1986; John L. Cain (Coach), 1987; Jeff Calhoun, 2001; Lindy Callahan, 2009; Dori Carter, 2015; Keith Carter, 2012; Samuel Parker Carter (Charter Member), 1986; Billy Chadwick, 2018; Van Chancellor, 2002; Fran Spencer Chandler, 2011; Carlos Clark, 2001; Angelia Clay, 2005; William F. (Bill) Clay, 1996; Paloma Collantes, 2000; Charles A. (Charlie) Conerly, 1987; Eugenia Conner, 1995; Kimsey O'Neal Cooper, 2003; Jennis Paige Cothorn, 1988; Edward S. (Eddie) Crawford, 1988; James A. (Jimmy) Crawford, 1988; Bobby Crespino, 1991; Doug Cunningham, 1994; Chester H. Curtis (Charter Member), 1986; Roland H. Dale, 1987; Clarence Daniel, 2016; J.W. (Wobble) Davidson, 1987; Sheila Sullivan Davis, 1995; Herman (Eagle) Day, 1988; Tony Dees, 2004; David Dellucci, 2010; Walter M. (Mike) Dennis, 1996; Kenneth D. Dill, 1989; Steve Dillard, 1997; Paul Dongieux, 2012; John (Kayo) Dottley, 1987; Jim Dunaway, 1990; Doug Elmore, 1990; Joseph P. Evans (Charter Member), 1986; Kenneth D. Farragut, 1988; Charlie Flowers, 1988; Bobby Ray Franklin, 1988; Floyd Franks, 1993; Rufus French, 2018; John Lee Gainey Jr., 2002; H. William (Billy) Gates, 1992; Joe Gibbon, 1988; Jake Gibbs, 1989; Kline Gilbert, 1988; Jennifer Gillom, 1999; Peggie J. Gillom, 1996; Gerald Glass, 2002; Senquez Golson, 2019; Lan Gooch, 2005; Kyle Gordon, 2003; B.L. (Country) Graham (Charter Member), 1986; James Larry Grantham, 1995; Glynn Griffing, 1989; Lauren Grill, 2017; Louis Guy, 1994; Mac Haik, 2001; Parker Hall, 1987; Whaley Hall, 1995; Ali Hamadeh, 2017; Doug Hamley, 1987; Jeff Hamm, 2004; Merle Hapes, 1993; Harry Harrison, 1994; Joe Harvell, 2013; Kirk England Haynes (Charter Member), 1986; Stephen Head, 2016; Jimmy Heidel, 2004; Brad Henderson, 2016; Jeff Herrod, 2001; Gaston H. Hewes (Charter Member), 1986; Gene Hickerson, 1988; Antwon Hicks, 2017; Stanley C. Hindman, 1992; Steve Hindman, 1997; John A. (Junie) Hovious, 1987; Paul E. Husband, 1992; Stacy Hudson-Rich, 2013; Burney Hutchinson, 2014; William H. Inzer (Charter Member), 1986; Clara Jackson, 2006; Robert (Cob) Jarvis, 1988; Skipper Jernigan, 2011; Danielle Johnson, 2016; Teeneisha Jones, 2008; George Kersh, 2000; Don Kessinger, 1989; Jimmy Keyes, 1998; Tommy Keyes, 1997; Robert Khayat, 1993; Frank M. (Bruiser) Kinard (Charter Member), 1986; Barnabas Kirui, 2019; Wesley I. (Doc) Knight, 1988; Cecil (Ike) Knox (Charter Member), 1986; Everett Lindsay, 2007; Julie Link-Clark, 2014; Jimmy Lear, 1988; Rahim Lockhart, 2018; Harold Lofton, 1999; Ken Lucas, 2014; Kris Mangum, 2008; Archie Manning, 1991; Jackie Martin-Glass, 2008; Deuce McAllister, 2010; Dexter McCluster, 2022; Harry Mehre (Charter Member), 1986; Terrence Metcalf, 2017;

Cary Middlecoff, 1987; Courtenay Chapman Middleton, 2012; James Gordon (Jim) Miller, 1995; V. B. Miller (Charter Member), 1986; Crawford Mims, 1988; Jerry Montgomery, 2010; John Montgomery, 1997; Stevon Moore, 2009; Yolanda Moore, 2010; Robert W. (Billy) Mustin, 1987; Agnes Muzamel, 2009; Johnny Neumann, 2015; Jonathan Nichols, 2018; Jimmy Patton, 1988; Dave Peege, 2000; Brian Pettway, 2019; C. Alton (Ary) Phillips, 2008; Pascale Piquemal, 203; George Barney Poole, 1987; James E. (Buster) Poole (Charter Member), 1986; Ray S. Poole, 1987; Arminie Price-Herrington, 2014; Jamey Price, 2005; Richard Price, 1994; Kelvin Pritchett, 2008; Jake Propst, 1998; Dawson Prueett, 2015; Mira-Lorelei Radu, 2019; Dave Randall, 1999; Jack Reed, 1999; Brittney Reese, 2018; Jerry Richardson, 1998; I. Lake Roberson, 1987; Langston Rogers, 2012; Carol Ross, 2001; Ernest Ross, 1998; Billy Sam, 1987; Mitchell T. Salloum (Charter Member), 1986; Farley (Fish) Salmon, 1993; William H. (Nub) Sanders, 1988; Todd Sandroni, 2006; Bernard W. (Bernie) Schreiber, 1988; Robert I. Schwartz (Charter Member), 1986; Alisa Scott, 2004; Ansu Sessay, 2010; John Shaw, 2015; Jack M. (Jackie) Simpson, 1988; Bill Smith, 2016; Claude M. (Tad) Smith (Charter Member), 1986; L.A. Smith Jr. (Charter Member), 1986; Orma R. Smith (Charter Member), 1986; Ralph A. (Catfish) Smith, 2002; Seth Smith, 2019; Chris Snopce, 2004; Jennifer Soileau, 2018; Glenda Springfield, 2002; Ralph Spry, 2003; Savante Stringfellow, 2007; John Busby Stroud, 1995; Chip Sullivan, 2014; Thomas K. Swayze (Charter Member), 1986; Marvin Terrell, 1988; Stan Torgerson, 2013; Andre Townsend, 2006; Chuck Trotter, 1987; Sean Tuohy, 1998; Thomas N. Turner (Charter Member), 1986; Elston Turner, 2000; Jim Urbanek, 2002; Thad (Pie) Vann, 1987; John H. Vaught, 1987; Dr. C. Ferrell Varner (Charter Member), 1986; Gerald H. (Gee) Walker, 1996; Joe Walker, 2016; Wesley Walls, 2005; Jack Waters, 1990; Randy Watkins, 1996; Curtis Weathers, 2007; James L. (Skeeter) Webb, 1996; Hunter George (Doc) Weddington, 1992; Norris Weese, 1994; Archie White, 2012; Hugh L. White (Charter Member), 1986; Ruben Davis Wilcox (Charter Member), 1986; Steve Wilkerson, 1997; Ben Williams, 1993; Charlie Williams, 1996; Larry Williams, 1991; Patrick Willis, 2015; Robert A. Wilson, 1988; Buddy Wittchen, 1998; Jimmy Yawn, 1990; Catherine Yelverton, 1997

ALABAMA SPORTS HALL OF FAME (Year Inducted): John L. Cain (coach), 1973; Paul Crane (coach), 1994; David Cutcliffe (coach), 2016; Harold (Red) Drew (coach), 1971; Jeff Herrord, 2017; Wendell Hudson (coach), 2001; Tracy Rucker (coach), 2005; Steve Sloan (coach), 2003; James W. Whatley (coach), 1987

ARKANSAS SPORTS HALL OF FAME (Year Inducted): Don Kessinger, 1981; Jim "Red" Parker (coach), 1988; John "Kayo" Dottle, 2001; Tommy Tuberville (coach), 2008; Charlie Flowers, 2010; Eldon Hawley (football operations), 2015; Houston Nutt (coach), 2019

GEORGIA SPORTS HALL OF FAME: Harry Mehre, 1971

LOUISIANA SPORTS HALL OF FAME: Archie Manning, 1988; Eli Manning, 2023; Deuce McAllister, 2012

LOUISIANA HIGH SCHOOL SPORTS HALL OF FAME: Eli Manning, 2021

MISSISSIPPI COMMUNITY COLLEGE SPORTS HALL OF FAME: Tim Bowens, 2015; Denver Brackeen, 2007; Van Chancellor (coach), 2010; Bobby Ray Franklin, 2007; Tom Goode (coach), 2015; Jamie Howell, 2010; Ken Lindsey, 2008; Kenneth (Cat) Robbins, 2009; Langston Rogers, 2017; Fred Thomas, 2016

NEW ORLEANS SAINTS HALL OF FAME: Archie Manning, 1988; Deuce McAllister, 2012

GREATER NEW ORLEANS SPORTS HALL OF FAME: Archie Manning, 1989; Deuce McAllister, 2015; John Fourcade, 2018

TENNESSEE SPORTS HALL OF FAME: Dr. Cary Middlecoff, 1967; Eddie Crawford, 1996; Steve Sloan, 2000; Fran Spencer Chandler, 2007; Gene Hickerson, 2008; Lin Dunn, 2010; Jack Eaton, 2011; John Cropp, 2015; David Cutcliffe, 2019; Patrick Willis, LB, 2019

JACKSON-MADISON COUNTY (TENN.) SPORTS HALL OF FAME: Darron Billings, 2010; Fran Spencer Chandler, 1994; Shawn Cobb, 2010; Eddie Crawford, 1986; Kristen Goehring Lee; Edward Martindale, 2004; Jimmy Matthews, 1999; Dr. George W. Truett, 2002

SCOTT COUNTY (MISS.) SPORTS HALL OF FAME: James B. Harvey, 2015; Andre Hollis, 2015; Tom Stewart Lee, 2015; Deuce McAllister, 2015; Freddy Roberts, 2015

ACADEMIC HONORS

ACADEMIC ALL-AMERICA: Charles Flowers, FB, 1959; Robert Khayat, G, 1959; Doug Elmore, QB, 1961; Stan Hindman, G, 1965; Mac Haik, SE, 1966; Steve Hindman, TB, 1968; Julian Fagan, P, 1969; Greg Markow, DE, 1974; George Plasketes, DE, 1977; Robert Fabris, SE, 1977; Ken Toler, WE, 1980; Danny Hoskins, OL, 1985; (2nd); Jeff Noblin, SS 1985 (2nd); Danny Hoskins, OL, 1986; (1st); Jeff Noblin, SS, 1986 (2nd); Danny Hoskins, OL, 1987 (1st); Wesley Walls, TE, 1988 (1st); Todd Sandroni, FS, 1989 (1st); 1990 (2nd); Shawn Cobb, LB, 1990 (2nd); Kyle Wicker, DE, 1996 (2nd); Eli Manning, QB, 2001 (2nd); Cody Ridgeway, P, 2004 (1st); Rob Robertson, LB, 2004 (1st)

ACADEMIC ALL-SOUTHEASTERN: Leroy Reed, HB, 1956-57; Charles Flowers, FB, 1958-59; Robert Khayat, G, 1959; James Anderson, FB, 1960; Bookie Bolin, G, 1960; Doug Elmore, QB, 1961; Billy Ray Jones, G, 1961; Louis Guy, WB, 1962; Cecil Ford, T, 1963; Fred Roberts, FB, 1963; Mike Dennis, TB, 1964; Frank Lambert, P, 1964; Stan Hindman, G, 1965; Marvin McQueen, E, 1965-66; Dave Wells, WB-FB, 1965; Ray Bedingfield, C, 1965; Tommy Luke, DHB, 1965; Mac Haik, SE, 1966; Gerald Warfield, S, 1966; Julian Fagan, P, 1967-68-69; Steve Hindman, TB, 1967-68; Frank Trapp, LB, 1967; Joe Blount, LB, 1969; Claude Herard, DT, 1969; Dennis Coleman, DE, 1970; Reggie Dill, DE, 1971; John Gregory, OT, 1972; Norris Weese, QB, 1972-73; Harry Harrison, S, 1973; Rick Kimbrough, FLK, 1973-74; Larry Kramer, TB, 1973; Greg Markow, DE, 1973-74; Richard Clippard, OG, 1974; Kenny Lyons, QB, 1974; John MacNeill, C, 1974; Bill Small, SE, 1975; Bill Farris, DE-P, 1975; George Stuart, LB, 1976; George Plasketes, DE, 1977; Robert Fabris, SE, 1977; Gary Jones, SS, 1977; Murray Whitaker, OT, 1978; Bob Grefsgeng, DE, 1978; Ken Toler, WR, 1980; Johnny Burrow, DB, 1981-82; Kent Austin, QB, 1982-83-84-85; Allen Partin, OL, 1982; Steve Hendrix, FB, 1983; Dwayne Nesmith, LB, 1983; Benton Reed, T, 1983-84-85; Ricky Lindstrom, LB, 1984; Danny Hoskins, OG, 1984-85-86-87; Jeff Noblin, DB, 1984-85-86; Jud Alexander, OL, 1985; Bob Cheatham, OL, 1985; Jay Schimmel, DT, 1985-86-87; Bryan Owen,

K, 1986-87; Wesley Walls, DE-TE, 1986-87-88; Robert Cagle, OT, 1987-88; John Darnell, QB, 1987-89; Shawn Cobb, LB, 1987-88-89-90; Butch Davenport, FS, 1987; Sonny Harbuck, OG, 1987; Greg Lee, TE, 1987; Todd Sandroni, FS, 1987-88-89-90; Deron Zeppelin, TE, 1987-88-89; Jay Hopson, DB, 1988-89-90-91; Ronnie McKinney, RB, 1988-89; Dawson Prueett, C, 1988-89-90; Darryl Smith, DL, 1988; Chauncey Godwin, CB, 1989-90-91; Lee Lott, OT, 1989; Tom Luke, QB, 1989-90-91; Gerald McAllister, DB, 1989; Jack Muirhead, LB, 1989; Camp Roberts, TE, 1989; Trea Southerland, DB, 1989-90-91-92; Scott Swartzell, RB, 1989-90-91; Brian Cagle, DT, 1990; Cliff Dew, OL, 1990; Jody Hill, LB, 1990; Brian Lee, K, 1990-91-92; Monty Perry, OL, 1990; David Harris, DT, 1991-92-93; Robbie Little, WR, 1991; Rogers Stephens, K, 1991-92; Abner White, C, 1991; Franz Lorio, C, 1992-93; Lynn Ross, LB, 1992; Joel Jordan, OL, 1992-93; Greg Morris, WR, 1992-93; Paul Head, QB, 1993-94-95-96; Michael Lowery, NG, 1993; Sean O'Malley, NG, 1993; Deano Orr, FB, 1993; David Vinson, C, 1993-94-95; Kyle Wicker, LB, 1993-94-95, DE, 1997; Trey Wicker, TE, 1993-94-95; Andy Berger, WR, 1994; Boyd Kitchen, OT, 1994-95-96-97; Nakia Magee, CB, 1994-95-96; Darrell Moncus, C, 1994; Tim Montz, K, 1994; Frank Wilson, TE, 1994-95; Eric Bubrig, C-OT, 1995-96; Chris Cola, OG, 1995, DT, 1996; Randall Green, P-K, 1995-96-97; Lance Harrison, TE, 1995; Walker Jones, SS, 1995, LB, 1996-97; Chris May, OG, 1995; Todd Vowell, QB, 1995; Tyler Craddock, LB, 1996; Walt Hill, H-B, 1996, LB, 1997-98; Matt Luke, C, 1996-97-98; Sam Owen, CB, 1996-97; Stewart Patridge, QB, 1996-97; Tutan Reyes, OT, 1996, 1999; Nick Sagona, P, 1996; G. Davis Wilson, OG, 1996-97-98; Joey Embry, OL, 1997; Kendrick Hickman, OT, 1997; Matt Wells, LB, 1997; Amzie Williams, LB, 1998-99-2000-01; Ross Barkley, WR, 1999-2000; German Bello, OL, 1999-2000-01-02; Todd Campbell, WR, 1999; Ben Claxton, C, 1999, 2001-02; Reagan King, P, 1999-2000-01; Ronnie Letson, WR, 1999; Jason Partin, LB, 1999; David Peden, OL, 1999-2000; Chico Chandler, RB, 2000; Thomas Gee, LB, 2000-01; Theo Harris, OL, 2000; Walker Hunsicker, DE, 2000; Von Hutchins, DB, 2000-01-02; Rickey Jones, LB, 2000; Eli Manning, QB, 2000-01-02-03; John Meeks, RB, 2000; Jesse Mitchell, DT, 2000; Jamil Northcutt, LB, 2000-01-02-03; Justin Sawyer, TE-OL, 2000-01; Wes Scott, DB, 2000-01-02-03; Brad Synnott, OL, 2000-01; L.J. Taylor, WR, 2000-01; Justin Wade, LB, 2000-01-02-03; Brad Synnott, OL, 2001; Ben Boatright, K, 2001-02-03; Ben Craddock, P-H, 2001; Belton Johnson, OT, 2001; John McGarvey, OL, 2001; Charlie Perkins, C, 2001; Don Prince, OL, 2001; Daniel Booth, DL, 2002-03-04; Johnny Ducking, LB, 2002-03; Bo Hartsfield, TE, 2002-03-04; Adam King, DB, 2002; Matt Koon, OL, 2002; Jonathan Nichols, K, 2002-03-04; Chad Pilcher, RB, 2002-03; Cody Ridgeway, P, 2002-03-04; Rob Robertson, LB, 2002-03-04; Tre Stallings, OL, 2002; Shelby Van Every, OL, 2002-03; Doug Zeigler, TE, 2002; Ethan Flatt, QB, 2002-04-05; Andrew Wicker, DL, 2002-03-04-05-06; Paul Bowers, RB, 2003; Adam Hayes, WR, 2003-04; Anthony Hobbgood, TE, 2003; Ryan Jones, OL, 2003-04-05; Sidney McLaurin, C, 2003-04-05-06; Shae Orrell, P-K, 2003; Keith White, DB, 2003-04; Andrew Wilson, K, 2003; Charles Clark, DB, 2003; Thomas Eckers, OL, 2003; Jeremy Garrett, DL, 2003-04; Darryl Harris, OL, 2003; Robert Hough, TE, 2003; Robert Lane, QB, 2003; Trumaine McBride, DB, 2003-04-05-06; Patrick Willis, LB, 2003-06; William Griffin, WR, 2004; Seth Michaelson, RB, 2004; Joe Williams, DL, 2004; Chris Bowers, 2004; Paul Eck, QB, 2004; Corey Mills, DL, 2004; Robert Bass, K, 2005; Will Moseley, K, 2005-06; Reid Neely, OL, 2005-06-07-09; Justin Sparks, K, 2005-09; Christian Albarracin, 2006-07; Jason Cook, FB, 2006-07-08; Paul Hurd, OL, 2006-07; Brent Smith, OL, 2006-07-08; Billy Tapp, QB, 2006-07-08-09; Daverin Gerald, OL, 2006-07-08-09; Micheal Herrick, QB, 2006-07; Joshua Shene, K, 2006-07-08-09; Isaiah Smith, LB, 2007; Jevan Snead, QB, 2007-08-09; David Traxler, TE, 2007; Ben Benedetto, FB, 2008-09; Zack Brent, OL, 2008-09; Martin Fisher, K, 2008; Clay Fowler, QB, 2008; Gerald Harris, TE, 2008-09; Andy Hartmann, FB, 2008-09; Ben Meadows, K, 2008; Vincent Moss, WR, 2008-09-11; Wesley Phillips, LS, 2008-09-10; Devin Thomas, RB, 2008-09-10-11-12; Richie Contaresi, WR, 2009-10; David Hankins, K, 2009; Kyle Horine, WR, 2009-11; Jason Jones, LB, 2009; Josh Lancaster, LB, 2009-10-11; Jeremy McGee, CB, 2009; Don Mosely, OL, 2009; Bryan Powers, P, 2009; Lawon Scott, DL, 2009; Michael Brown, OL, 2009-11-12; Tyler Campbell, P, 2009-10-11-12-13; Joel Kight, LB, 2009-10-11-12; Andrew Ritter, K/P, 2009-10-11-12-13; Deterrian (D.T.) Shackelford, LB, 2009-10-11-12-13-14; Justin Bigham, FB, 2010-11-12-13; Chris Conley, P, 2010-11-12-13; Jacob Hickman, LS, 2010-11; Reggie Hicks, TE, 2010; Jack Nusmer, TE, 2010-11-12-13; Chad Phillips, LS, 2010; Evan Swindall, C, 2010; Chase Hughes, C, 2010-11-12-13-14; Sam Noblin, LB, 2011-12; John Pelozo, TE, 2011; Robert Ratliff, QB, 2011-12-13; Walker Sturgeon, DE, 2011-12-13-14; Abdul Bangura, DB, 2012; Chris Gill, OL, 2012; Ethan Hutson, OL, 2012-13; Josh Lancaster, LB, 2012; John Ratliff, WR, 2012-13-14; Bryson Rose, K, 2012; Charlie Scott, RB, 2012-13-14; Matt Brown, TE, 2013-14-15; Pierce Burton, OL, 2013; Robert Conyers, OL, 2013-14-15; Dylan Dyer, TE, 2013-14-15; Andrew Fletcher, K, 2013-14; Tyler Gray, DL, 2013; Emmanuel McCray, OL, 2013; Christian Morgan, TE, 2013; Nathan Noble, K, 2013-14-15-16; Andy Pappanastos, K, 2013; John Youngblood, DE, 2013-14-15; Taz Zettergren, TE, 2013; Quincy Adeboyejo, WR, 2014-15-16; Justin Bell, OL, 2014; Fadul Brown, DE, 2014-15; Ryan Buchanan, QB, 2014-15; Quintavious Burdette, WR, 2014-15; Luke Davis, LB, 2014-15-16; Will Denny, LS, 2014, Mark Dodson, RB, 2014; Will Gleeson, P, 2014-15-16-17; Cale Luke, QB/WR, 2014-15-16-17; C.J. Moore, 2014-15; Tayler Polk, LB, 2014-15-16-17; Tyler Putman, OL, 2014; Sean Rawlings, OL, 2014-15-16-17-18; Grant Warren, P, 2014-15-16; Gary Wunderlich, K/P, 2014-15-16-17; Brandon Bell, WR, 2015; Talbot Buys, OL, 2015-16; Ross Donnelly, DT, 2015-16-17; Jacob Feeley, C, 2015; Alex Givens, OL, 2015; Martin Johnson, RB, 2015-16; Chad Kelly, QB, 2015-16; Chadwick Lamar, LS, 2015-16; Jason Pellerin, QB/TE, 2015-16-17; Jack Raborn, LB, 2015-17; Nathan Vanderburg, RB, 2015; Jack DeFoor, OL, 2016-17; Donta Evans, LB, 2016; Will Few, LS, 2016; Sam Johnson, OL, 2016-17; Dawson Knox, TE, 2016-17-18; Bryce Mathews, OL, 2016-17-18-19; Jacob Mathis, TE, 2016-17; Shea Patterson, QB, 2016; Tyler Pittman, DL, 2016; Ray Ray Smith, LB, 2016; Hunter Thurley, TE, 2016; Trey Bledsoe, WR, 2017; Jared Farlow, WR, 2017-18-19-20; Davion Johnson, OL, 2017; Jerry Johnson, DB, 2017; Luke Logan, K, 2017-18-19-20; Jack Propst, LS, 2017-18-19-20; Grant Restmeyer, QB, 2017-18-19; Ty Reyes, DE, 2017; Jordan Sims, OL, 2017-18; Isaac Way, K, 2017-18-19; Ken Webster, DB, 2017-18; Brenden Williams, LB, 2017; Gabe Angel, TE, 2018; Ben Brown,

OL, 2018-19-20-21; Mac Brown, P, 2018-19-20; Jacob Carter, WR, 2018-19-20; Hamilton Hall, OL, 2018-19-20-21-22; Nick Haynes, TE, 2018-19-20; KD Hill, DL, 2018; Michael Howard, TE, 2018-19; Amani Johnson, LB, 2018-19-20-21; Eli Johnson, OL, 2018; Samuel Johnson, OL, 2018; Jacques Jones, LB, 2018; Jaylon Jones, DB, 2018; Samuel Plash, OL, 2018-19-20; Josh Ricketts, WR, 2018-19-20; MoMo Sanogo, LB, 2018-19-20-21; Qaadir Sheppard, DL, 2018; Jordan Ta'amu, QB, 2018; Tariqious Tisdale, DL, 2018-19-20; Jake VanRonzelen, RB, 2018; Ryder Anderson, DL, 2019; Nick Broeker, OL, 2019-20; Spencer Cole, P, 2019; Carter Colquitt, OL, 2019-20-21; Peyton Cox, OL, 2019-20; Jerriion Ealy, RB, 2019-20-21; Brice Johnson, WR, 2019-20; Casey Kelly, TE, 2019-21; Patrick Lucas Jr., DL, 2019-20; Reece McIntyre, OL, 2019-20; Jonathan Mingo, WR, 2019-20-21-22; Sam Murphey, TE, 2019-20-21; John Rhys Plumlee, QB/WR, 2019-20-21; Sellers Shy, WR, 2019-20-21-22; Tavario Standifer, DB, 2019-20-21; KC Swaim, OL, 2019; Caleb Warren, OL, 2019-20; Charles Wiley, DL, 2019; Eli Acker, OL, 2020-21; Drake Beck, WR, 2020; Tobias Braun, OL, 2020; Jakivuan Brown, LB, 2020-21; Kentrel Bullock, RB, 2020-21; A.J. Finley, DB, 2020; Jakorey Hawkins, DB, 2020; Jon Haynes, DB, 2020; Jeremy James, OL, 2020; Cedric Johnson, LB, 2020-21; Campbell Klein, RB, 2020; Deane Leonard, DB, 2020-21; Bryce Ramsey, OL, 2020-21; Tavius Robinson, DL, 2020-21-22; Chase Rogers, TE, 2020; DeSanto Rollins, DL, 2020-21-22; Braylon Sanders, WR, 2020; Luke Shouse, OL, 2020; Demarcus Thomas, TE, 2020-21; Walker Thompson, P, 2020; Isaiah Wouillard, RB, 2020-21; Jonathan Hess, TE, 2021; Cale Nation, K, 2021; Daniel Newman, DB, 2021-22; Payton Rogers, TE, 2021; CJ Terrell, DB, 2021-22; Nevin Wells, WR, 2021; Luke Altmeyer, QB, 2022; Miles Battle, DB, 2022; Ulysses Bentley IV, RB, 2022; Lex Boucvault, WR, 2022; Kyndrich Breedlove, DB, 2022; Drew Burnett, WR, 2022; Caden Costa, K, 2022; Jaxson Dart, QB, 2022; Jack Greer, OL, 2022; Davison Igbinosun, DB, 2022; Jalen Knox, WR, 2022; Jared Lawrence, LS, 2022; Danny Lockhart Jr., LB, 2022; Brandon Mack, DL, 2022; Fraser Masin, P, 2022; Richard O'Bryant, DB, 2022; Joshua Pfeifer, WR, 2022; Jarell Stinson, DB, 2022; Rayf Vinson, DB, 2022; Trey Washington, DB, 2022; Jayden Williams, OL, 2022; Calvin Wilson, WR, 2022; Hudson Wolfe, TE, 2022

H. BOYD MCWHORTER SEC SCHOLAR-ATHLETE OF THE YEAR: Jeff Noblin, 1987, Medicine; Danny Hoskins, 1988, Chemical Engineering; Rob Robertson, 2005, Biological Science

AMERICAN FOOTBALL COACHES ASSOCIATION (AFCA) SCHOLAR-ATHLETE TEAM: Kyle Wicker, DL, 1994

RHODES SCHOLARS: Richard C. Beckett, Jr., RE, 1907; Louis M. Jiggitts, HB, 1919; Myres Smith MacDougal, S, 1926; Robert Childress, HB, 1958

ARTHUR ASHE JR. SPORTS SCHOLARS: MoMo Sanogo, 2019; MoMo Sanogo, 2021; Tavius Robinson, 2022; DeSanto Rollins, 2022

NCAA TODAY'S TOP VIII: Eli Manning, QB, 2003; Lee Ellis Moore, Track, 2011

NCAA POSTGRADUATE SCHOLARSHIP: Stan Hindman, G, 1966; Steve Hindman, TB, 1969; Ken Toler, SE, 1981; Kent Austin, QB, 1986; Jeff Noblin, FS, 1987; Danny Hoskins, OL, 1988; Wesley Walls, TE-OLB, 1989; Todd Sandroni, FS, 1990; Rob Robertson, LB, 2005

NATIONAL ASSOCIATION OF COLLEGIATE ATHLETIC DIRECTORS/DISNEY SCHOLAR-ATHLETE AWARD: Todd Sandroni, Pharmacy, 1991

DICK ENBERG AWARD: Robert C. Khayat, 2017

NATIONAL FOOTBALL FOUNDATION SCHOLAR-ATHLETE AWARDS: Steve Hindman (tie), TB, 1968; Medicine; Norris Weese, QB, 1973; Accounting; Dick Lawrence, OT, 1975, Business; Kent Austin, QB, 1985, Business; Jeff Noblin, DB, 1986, Medicine; Danny Hoskins, OL, 1987, Chemical Engineering; Wesley Walls, TE-OLB, 1988, General Engineering; Eli Manning, QB, 2003, Marketing

NATIONAL FOOTBALL FOUNDATION HAMPSHIRE HONOR SOCIETY: Will Moseley, K-P, 2007; Wesley Phillips, LS, 2011; Joel Kight, LB, 2013; Tyler Campbell, P, 2014; Chris Conley, P, 2014; Andrew Ritter, K, 2014; Deterrian Shackelford, LB, 2015; Dillon Barrett, TE, 2016; Matt Brown, TE, 2016; Quintavius Burdette, WR, 2016; Nathan Noble, K, 2017; Will Gleeson, P, 2018; Taylor Polk, LB, 2018; Gary Wunderlich, K, 2018; Dawson Knox, TE, 2019; Sean Rawlings, OL, 2019; Ben Brown, 2022; Mac Brown, 2022; Deane Leonard, 2022

NATIONAL FOOTBALL FOUNDATION (Ole Miss Chapter) SOUTHERN REGION SCHOLAR-ATHLETE: Jonathan Gibson, OL, 1991

NATIONAL FOOTBALL FOUNDATION (Ole Miss Chapter) NATIONAL HONOR SOCIETY: Will Moseley, K, 2007

NATIONAL FOOTBALL FOUNDATION SCHOLAR-ATHLETE AWARDS (Ole Miss Chapter): 1966: David Wells, WB. 1967: Archie Manning, QB; Jim Poole, TE. 1968: Preston Carpenter, TE; Kenny Blount, DB; Reggie Dill, LB-DE, 1979: Alan Partin, OT. 1981: Kent Austin, QB; William Johnson, LB; Benton Reed, DT; Michael Smith, TE; Eric Truitt, DB; Barry Wilburn, DB. 1982: Jud Alexander, OG; Dean Brown, SE; Jeff Giles, OL; Ricky Lindstrom, LB; Jeff Price, RB; Curtis Rockwell, OL. 1983: Bob Cheatham, OT; Danny Hoskins, C; Clark Richey, OG; Woody Soehn, OT. 1984: David Caldwell, QB; John Carlton, DT; James "Sonny" Harbuck, OT; Jay Schimmel, DT; Robert "Thunder" Smith, RB; Shawn "Lightning" Sykes, RB. 1985: John "Butch" Davenport, LB; Stanley Johnson, DB; Gerald McAllister, TB; Wesley Walls, DE. 1986: Sandy Baker, OL; Brian Cagle, DT; Robert Cagle, OG; Shawn Cobb, LB; Lee Lott, C; Todd Sandroni, DB; Ken Williams, OL. 1987: Chauncy Godwin, DB. 1988: Dwayne Amos, DB; Tom Luke, QB; Russ Shows, QB; Trea Southerland, DB. 1989: David Harris, DE; Joel Jordan, C; Brian Lee, K; Brian Mays, DG. 1990: Lance Berry, K; Patrick Brown, LB; Bert Carruth, DB. 1991: Jonathan Gibson, OL; Trey Wicker, DE. 1992: Paul Head, QB; Michael Lowery, DB; Jeremy Morris, DT; Kyle Wicker, LB. 1993: Eric Bubrig, OG; Randall Green, K; Broc Kreitz, QB; Nikki Magee, CB. 1994: Darryl Gibbs, DE; Walker Jones, WR. 1995: Jamie Baucom, OL; Paul Carrillo, QB; Joey Embry, OL; Ronnie Heard, DB; Matt Luke, OL; Sam Owen, WR; Britt Wicker, LB. 1996: Chad Cook, LB; Daniel Galloway, LB; Grant Heard, WR; Reagan King, P; Amzie Williams, LB. 1997: Jamie Armstrong, WR; Justin Coleman, DB; Mike Hamilton, OL; Matt Koon, TE; John McGarvey, OL. 1998: German Bello, OL; Justin Blake, DE; Chico Chandler, LB; Ben Claxton, C; Yahrek Johnson, DE. 1999: Theo Harris, OL; Von Hutchins, WR; Jamil Northcutt, LB; Justin Sawyer, TE; Wes Scott, WR. 2000: Thomas Daniel Booth, DT; Johnny Ducking, LB; William "Bo" Hartsfield, TE; Jonathan Nichols, PK; Cody Ridgeway, P; George "Rob" Robertson, LB. 2001: Brandon Jacobs, RB; Micheal Spurlock, QB; Tre' Stallings, OL;

Bryant Thomas, DB. 2002: Dedrick Clark, DL; Ethan Flatt, QB; Andrew Wicker, DL. 2003: Vicente DeLoach, DL; Darryl Harris, OL; Robert Lane, QB; Trumaine McBride, DB; Patrick Willis, LB. 2004: Chris Bowers, DE; Jason Cook, FB; Paul Eck, QB; Maurice Miller, OL; Dustin Mouzon, DB; David Traxler, OL. 2005: Michael Hicks, WR; Justin Sparks, K; Billy Tapp, QB. 2006: Daverin Gerald, DL; Michael Herrick, QB; Joshua Shene, K; Marcus Tillman, DL. 2007: Colby Arcenuax, DB; Isaiiah Smith, LB. 2008: Brandon Bolden, RB; Nathan Stanley, QB; Devin Thomas, RB. 2009: Michael Brown, OL; Tyler Campbell, P; Joel Kight, LB; D.T. Shackelford, LB. 2010: Chase Hughes, C; Mike Marry, LB. 2011: Mitch Hall, OL; Ethan Walton, OL. 2012: Quintavius Burdette, DB; Robert Conyers, OL; Ben Still, OL; Jaylen Walton, QB; John Youngblood, TE. 2013: Trey Bledsoe, WR; Eugene Brazley, RB; Evan Ingram, TE; Austin Golson, OL. 2014: Alvin (A.J.) Moore, DB; Calvin (C.J.) Moore, DB; Tyler Putman, OL; Sean Rawlings, OL; Jordan Sims, OL; Gary Wunderlich, K/P; 2015: Ross Donnelly, DT; Alex Givens, OL; Javon Patterson, OL; Jason Pellerin, QB; 2016: Jack DeFoor, OL; Donta Evans, LB; Bryce Mathews, OL; D.K. Metcalf, WR; Shea Patterson, QB; 2017: Ben Brown, OL; Alex Faniel, QB; MoMo Sanogo, LB; 2018: Hamilton Hall, OL; KD Hill, DL; Jacques Jones, LB; Luke Knox, LB; 2019: Carter Colquitt, OL; Jarod "Snoop" Conner, RB; Patrick Lucas Jr., DT; John Rhys Plumlee, QB; Caleb Warren, OL; 2020: Eli Acker, OL; Kentrel Bullock, RB; Cedric Johnson, LB; DeSanto Rollins, DL; Luke Shouse, OL; Damarcus Thomas, TE; 2021: Eli Acker, Kentrel Bullock, Cedric Johnson, DeSanto Rollins, Caleb Warren, Luke Altmeyer, Jayden Williams, Hudson Wolfe; 2022: Preston Cushman, OL; Jeremiah Dillon, WR

COMMUNITY/HUMANITARIAN AWARDS

SEC MICHAEL L. SLIVE DISTINGUISHED SERVICE AWARD WINNER: Archie Manning, 2018

SEC SPORTSMANSHIP AWARD: Rodney Scott, RB, 2010

SEC LEADERSHIP COUNCIL: Shea Patterson, QB, 2016-17; Javon Patterson, OL, 2018; Mac Brown, P, 2019; Mohamed Sanogo, LB, 2019; KD Hill, DL, 2022

SEC BRAD DAVIS COMMUNITY SERVICE LEADER OF THE YEAR: Mac Brown, P, 2020-21

SEC COMMUNITY SERVICE TEAM: Alundis Brice, DB, 1994; David Knott, FS, 1995; Walker Jones, LB, 1996-97; Gary Thigpen, CB, 1998; Deuce McAllister, RB, 1999; Romaro Miller, QB, 2000; Syniker Taylor, CB, 2001; Lanier Goethie, LB, 2002; Eli Manning, QB, 2003; Jonathan Nichols, PK, 2004; Kelvin Robinson, LB, 2005; Patrick Willis, LB, 2006; Jason Cook, FB, 2007; David Traxler, TE, 2008; Dexter McCluster, RB-WR, 2009; Jerrell Powe, DT, 2010; Jason Jones, DE, 2011; Devin Thomas, RB, 2012; Deterrian Shackelford, LB, 2013-14; Evan Ingram, TE, 2015; Evan Ingram, TE, 2016; Javon Patterson, OL, 2017; Javon Patterson, OL, 2018; Mac Brown, P, 2019; Mac Brown, P, 2020; Mac Brown, P, 2021; KD Hill, DL, 2022

SEC COMMUNITY SERVICE POSTGRADUATE SCHOLARSHIP: Walker Jones, LB, 1997

AMERICAN FOOTBALL COACHES ASSOCIATION (AFCA) GOOD WORKS TEAM: Kyle Wicker, DL, 1996; Walker Jones, LB, 1997; Deuce McAllister, RB, 1999; Romaro Miller, QB, 2000; Eli Manning, QB, 2002; Jamil Northcutt, LB, 2003; Jason Cook, FB, 2007; Deterrian Shackelford, LB, 2014 (Captain); Mac Brown, P, 2019; Mac Brown, P, 2021

FOOTBALL BOWL ASSOCIATION CHAMPIONS AWARD: Archie Manning, 2019-2020

WALTER CAMP FOUNDATION DISTINGUISHED AMERICAN AWARD: Archie Manning, 2019

RED BLAIK ALL-AMERICA FOOTBALL FOUNDATION OUTSTANDING LEADERSHIP AWARD: Todd Wade, OT, 1999; Deuce McAllister, RB, 2000; Terrence Metcalf, OT, 2001; Eddie Strong, LB, 2002; Eli Manning, QB, 2003; Michael Oher, OT, 2008; Jevan Snead, QB, 2009

SPORTING NEWS RADIO SOCRATES AWARD: Eli Manning, QB, 2003

BYRON "WHIZZER" WHITE HUMANITARIAN AWARD: Archie Manning, 1978

ATHLETES IN ACTION/BART STARR AWARD: Eli Manning, 2020

POP WARNER LITTLE SCHOLARS COLLEGE FOOTBALL AWARD: Evan Ingram, 2016

NATIONAL FOOTBALL FOUNDATION GOLD MEDAL RECIPIENT: Archie Manning, 2016

NFF DISTINGUISHED AMERICAN AWARD (National): Robert C. Khayat, 2003

NFF CHAPTER PRESIDENTS AWARD: Frank O. Crosthwait Jr., 1991

NFF DISTINGUISHED AMERICAN AWARD (Ole Miss Chapter): C.M. "Tad" Smith & John Vaught, 1967; Thomas N. Turner, 1968; Chester H. Curtis, 1969; R.D. "Rube" Wilcox, 1970; Mitchell Salloum Sr., 1971; Tom K. Swayze, 1972; Sam P. Carter, 1973; Buster Poole, 1978; Junie Hovious, 1979; Charlie Conerly, 1980; J. W. "Wobble" Davidson, 1981; Jim Ingram, 1982; Ray Poole, 1983; Dr. Wayne Terry Lamar, 1984; Charlie Flowers, 1985; Parker Hall, 1986; Kenneth D. Dill, 1987; Arnold L. "Showboat" Boykin, 1988; Robert C. Khayat, 1989; Eddie Crawford, 1990; Ben Williams, 1991; George P. Hewes, III, 1992; Warner Alford, 1993; Bobby Ray Franklin, 1994; Richard Price, 1995; Farley Salmon, 1996; Gregory Scott Walker, 1997; Preston (Pep) Bennett, 1998; Billy Ray Adams & Louis Guy, 2000; Reed Davis, 2001; Archie Manning, 2002; Deuce McAllister, 2004; Jimmy Lear, 2005; Curtis Weathers, 2006; Preston Carpenter, 2007; Bo Bowen, 2008; Wesley Walls, 2009; Jimmy "Tank" Crawford, 2010; Glynn Griffing, 2011; Bill Jordan, 2012; Billy & Mollie Van Denvender, 2013; Dr. Alan Partin, 2015; Arthur F. "Skipper" Jernigan, 2016; Judge Robert W. Bailey, 2017; Ben & David Craddock, 2018; Romaro Miller, 2019; Bill Cook, 2021; Mac Haik, 2022

NFF CONTRIBUTION TO AMATEUR FOOTBALL AWARD (Ole Miss Chapter): Chancellor John D. Williams, 1967; Dr. T.A. Bickerstaff, 1968; Guy C. Billups & Jeff K. Hamm, 1969; Chancellor Porter L. Fortune, 1970; Dr. V.A. Coulter, 1971; H.W. "Billy" Gates, 1972; Wesley I. "Doc" Knight, 1973; John Cain, 1978; Edwin "Goat" Hale, 1979; Governor William Winter, 1980; Robert Schwartz, 1981; John Reed Holley, 1982; Dr. Gerry Hopkins, 1982; Senator James O. Eastland, 1983; Clifford G. Worsham, 1984; Dr. Paul H. Moore, 1985; C. D. "Red" Gale, 1986; Lee T. Cossar, 1987; S. D. "Dee" Collins, 1988; Harold C. Kelly, 1989; James N., Butler, 1990; Bill Ross, 1991; Frank O. Crosthwait, Jr., 1992; Billy Brewer, 1993; Dr. Jerry Hollingsworth, 1994; Michael S. Starnes, 1995; Steve Davenport, 1996; Dr. R. Jerry Hornsby, 1997; Max W. Williams, 1998; Lyman Hellums & Stan Torgerson, 2000; Leroy Mullins, 2001; Dickie Scruggs, 2002; David O. McCormick, 2004; Bert Allen, 2005; Mike Glenn, 2006; Dr. Robert A. Weems, 2007; Shepard Smith, 2008; Butch Lambert Jr., 2009; Michael Rubenstein, 2010; Roland & Sheryl Burns, 2011; Dr. Ron Rychlak, 2012; Jesse Mitchell, 2013; Hu Meena, 2015; Deano C. Orr, 2016; Andrew J. Kilpatrick Jr., 2017; George Lotterhos, 2018; David Kellum, 2019; Sellers Shy, Sr., 2021; Walton Gresham III, 2022

OLE MISS M-CLUB LOTTERHOS SERVICE AWARD: Ed Horner, 2006; Eleanor Shaw, 2007;

George Lotterhos, 2008; Randy Reed, 2009; Bobby Bailess, 2010; Mike Robbins, 2011; Allen Brown, 2012; Alton Brown, 2012; David Wells, 2013; Larry Leo Johnson, 2014; Andy Kilpatrick, 2015; Bill Barry, 2016; William Griffin, 2017; Walker (Bill) Jones, III, 2018; Mike Ely, 2019; Don Walker, 2019; Pete Boone, 2021; Tim Ellis, 2022
NFL ALUMNI CAREER ACHIEVEMENT AWARD: Dr. Robert C. Khayat, 1998
PRO FOOTBALL WRITERS OF AMERICA GOOD GUY AWARD: Eli Manning, QB, 2021
CBS/TOYOTA LEADER OF THE YEAR: Todd Sandroni, FS, 1990
ARMY ROTC/THE SPORTING NEWS "BUILDING SUCCESSFUL FUTURES" AWARD: Sheldon Morris, WR, 1997
PAT SUMMERALL AWARD: Archie Manning, 2013
PAT TILLMAN PATRIOT AWARD: Tony Fein, LB, 2007
AUTOZONE LIBERTY BOWL DISTINGUISHED CITIZEN AWARD: Dr. Robert C. Khayat, 2007; Archie Manning, 2016
BIRMINGHAM QB CLUB DISTINGUISHED SERVICE AWARD: Archie Manning, 2018
DOLLAR GENERAL BOWL CHAMPIONS OF LIFE AWARD: Archie Manning, 2018
UPLIFTING ATHLETES RARE DISEASE CHAMPION TEAM: Mac Brown, 2021

ATHLETIC ACHIEVEMENT AWARDS

OUTSTANDING COLLEGE BACK IN AMERICA: Archie Manning, QB, 1969 (Walter Camp Memorial Award, Washington Touchdown Club)
FOOTBALL DIGEST NATIONAL PLAYER OF THE YEAR: Charlie Conerly, 1947
HELMS ATHLETIC FOUNDATION NATIONAL PLAYER OF THE YEAR: Charlie Conerly, HB, 1947
MAXWELL AWARD (Nation's Top Player): Eli Manning, QB, 2003
JOHNNY UNITAS GOLDEN ARM AWARD (Nation's Top Senior QB): Eli Manning, QB, 2003
DICK BUTKUS AWARD (Nation's Top Linebacker): Patrick Willis, LB, 2006
DICK BUTKUS AWARD (Top Pro Linebacker): Patrick Willis, LB, 2009
LAMBERT AWARD (Nation's Top Linebacker): Patrick Willis, LB, 2006
LOU GROZA AWARD (Nation's Top Kicker): Jonathan Nichols, K, 2003
OZZIE NEWSOME AWARD (Nation's Top Tight End): Evan Ingram, 2016
WUERFFEL TROPHY (Exemplary Community Service): Deterrian Shackelford, LB, 2014
NATIONAL QUARTERBACK CLUB AWARD (National Collegiate Quarterback of the Year): Eli Manning, QB, 2003
CBS NATIONAL FRESHMAN OF THE YEAR: Quinshon Judkins, RB, 2023
ON3 TRUE FRESHMAN OF THE YEAR: Quinshon Judkins, RB, 2023
SEC PLAYER AWARDS (SEC COACHES): Player of the Year—Eli Manning, QB, 2003; Offensive Player of the Year—Eli Manning, QB, 2003; Defensive Player of the Year—Patrick Willis, LB, 2006; Special Teams Player of the Year—Jonathan Nichols, K, 2003; Freshman of the Year—Laquon Treadwell, WR, 2013; Quinshon Judkins, RB, 2022
SEC PLAYER AWARDS (AP): Offensive Player of the Year—Eli Manning, QB, 2003; Defensive Player of the Year—Patrick Willis, LB, 2006; Newcomer of the Year—Quinshon Judkins, RB, 2022
SEC PLAYER AWARDS (Scout.com): Defensive Player of the Year—Senquez Golson, DB, 2014
SEC PLAYER AWARDS (College Sports Madness): Defensive Player of the Year—Senquez Golson, DB, 2014
SEC PLAYER AWARDS (UPI): Player of the Year—Jake Gibbs, QB, 1960; Offensive Player of the Year—Archie Manning, QB, 1969
SEC PLAYER AWARDS (Athlon): Newcomer of the Year—Chad Kelly, QB, 2015
ATLANTA CONSTITUTION SUPERLATIVES (SEC): Lineman of the Year: Marvin Terrell, G, 1959
ATLANTA JOURNAL SEC MOST VALUABLE PLAYER: Charlie Conerly, 1947
COMMERCIAL APPEAL SEC PLAYER OF THE YEAR: Eli Manning, QB, 2003
NASHVILLE BANNER SEC PLAYER OF THE YEAR: Charles A. Conerly, HB, 1947; Jake Gibbs, QB, 1960; Archie Manning, QB, 1969
TOUCHDOWN CLUB OF ATLANTA AWARDS (SEC): Back of the Year—Charles A. Conerly, HB, 1947; Jake Gibbs, QB, 1960; Glynn Griffing, QB, 1962; Archie Manning, QB, 1969 (First Junior to be named); Eli Manning, QB, 2003; Lineman of the Year—Kenny Dill, C-LB, 1963
TOUCHDOWN CLUB OF ATLANTA SHUG JORDAN AWARD (Top Southeast Offensive Lineman): Michael Oher, OT, 2008
BIRMINGHAM QUARTERBACK CLUB AWARDS (SEC): Most Valuable Lineman—Marvin Terrell, G, 1959; Whaley Hall, T, 1963; Kris Mangum, 1996; Terrence Metcalf, OT, 2001; Most Valuable Back—Archie Manning, QB, 1969; Eli Manning, QB, 2003
LITTLE ROCK TOUCHDOWN CLUB AWARDS (SEC): Defensive Player of the Year—Patrick Willis, LB, 2006
COACH AND ATHLETE AWARD: Player of the Year in the Southeastern Area—Archie Manning, QB, 1969
MIAMI TOUCHDOWN CLUB (Fame) AWARD: Outstanding College Back in America: Archie Manning, QB, 1969
JACOBS BEST BLOCKER AWARD (SEC): Buddy Bowen, BB, 1947; Crawford Mims, G, 1953; Paige Cothren, FB, 1955; Everett Lindsay, OT, 1992; Michael Oher, OT, 2008
CONERLY TROPHY: Stewart Patridge, QB, 1997; Deuce McAllister, RB, 1999; Eli Manning, QB, 2001; Eli Manning, QB, 2003; Patrick Willis, LB, 2006; Bo Wallace, QB, 2012; Evan Ingram, TE, 2016; A.J. Brown, WR, 2017; Elijah Moore, WR, 2020; Matt Corral, QB, 2021; Quinshon Judkins, RB, 2022
KENT HULL TROPHY: Laremy Tunsil, OL, 2014; Fahn Cooper, OL, 2015; Royce Newman, OL, 2020; Nick Broeker, OL, 2022
JACKSON CLARION-LEDGER MISSISSIPPI SPORTS PERSON OF THE YEAR: Eli Manning, QB, 2003; Houston Nutt, coach, 2008
JACKSON TOUCHDOWN CLUB SPORTSMAN OF THE YEAR: Archie Manning, 1969; Norris Weese, 1974; Archie Manning (Pro), 1979; Wesley Walls, 1989; Rufus French, 1998; Eli Manning, 2003

JACKSON TOUCHDOWN CLUB MISSISSIPPI PROFESSIONAL ATHLETE OF THE YEAR: Wesley Walls, 1997; Deuce McAllister, 2002
TENNESSEE MALE AMATEUR ATHLETE OF THE YEAR: Patrick Willis, 2007
COMMUNIGROUP MISSISSIPPI OFFENSIVE LINEMAN OF THE YEAR: Dawson Pruet, 1990; Everett Lindsay, 1992
CFPA ELITE RUNNING BACK TROPHY: Dexter McCluster, 2009
CFPA ELITE DEFENSIVE BACK TROPHY: Senquez Golson, 2014
ALL-SOUTH: Elmer Allen, Tackle, 1971 (CA); Rex Reed Boggan, Tackle, 1954; Johnny Brewer, End, 1960; Glenn Cannon, S, 1969 (CA); Dennis Coleman, DE, 1970; Charles Conerly, Halfback, 1947; Paige Cothren, Fullback, 1955; Jimmy Crawford, Guard, 1948-49; Eagle Day, Quarterback, 1955; John (Kayo) Dottley, Fullback, 1949-50; Hap Farber, 1969 (CA); Charlie Flowers, Fullback, 1959; Floyd Franks, Split End, 1970 (CA); Jake Gibbs, Quarterback, 1960; Kline Gilbert, Tackle, 1952; Parker Hall, Halfback, 1938; Gene Hickerson, Tackle, 1957; Frank M. Kinard, Tackle, 1937; Archie Manning, QB, 1970 (CA); Harold Maxwell, End, 1951; Worthy McClure, OT, 1970 (CA); Bobby McCool, Fullback, 1953; Crawford Mims, Guard, 1953; Buz Morrow, DT, 1969 (CA); Allen Muirhead, Halfback, 1954; Jimmy Patton, Halfback, 1952; Ray Poole, End, 1946; Wimpy Winther, Center, 1970 (CA)
SOPHOMORE ALL-SEC: Bob Bailess, LB, 1971; Treva Bolin, G, 1960; Johnny Brewer, E, 1957; Allen Brown, E, 1962; Dennis Coleman, DE, 1968; Paul Dongieux, LB, 1969; Rocky Fleming, E, 1964; John Fourcade, QB, 1979; Jay Heidel, DB, 1968; Stan Hindman, G, 196; Skip Jernigan, G, 1968; Jimmy Keyes, G, 1965; Bill Malouf, SE, 1972; Tommy Monsour, LB, 1970; Buzz Morrow, DT, 1967; Bruce Newell, DB, 1965; Richard Price, G, 1958; Dan Sartin, DT, 1965; Ralph Smith, E, 1959; Jim Urbenek, DT, 1965; Burney Veasey, TE, 1971

COACHING/STAFF HONORS

AFCA DIVISION I-A REGION 2 COACH OF THE YEAR: David Cutcliffe, 2003; Houston Nutt, 2008
FCA NATIONAL COACH OF THE YEAR: Houston Nutt, 2009; Hugh Freeze, 2013
PLAYBOY COACH OF THE YEAR: John Vaught, 1960
SOUTHEASTERN CONFERENCE COACH OF THE YEAR (SEC COACHES): John Vaught, 1947 & 1962; David Cutcliffe, 2003; Houston Nutt, 2008
SOUTHEASTERN CONFERENCE COACH OF THE YEAR (AP): John Vaught, 1947-48-54-55-60-62; Ken Cooper, 1975; Tommy Tuberville, 1997; David Cutcliffe, 2003
SOUTHEASTERN CONFERENCE COACH OF THE YEAR (UPI): John H. Vaught, 1960-62; Ken Cooper, 1975; Billy Brewer, 1986
BIRMINGHAM NEWS SEC COACH OF THE YEAR: Billy Brewer, 1990
NASHVILLE BANNER SEC COACH OF THE YEAR: John H. Vaught, 1947, 1962; Ken Cooper, 1975; Billy Brewer, 1990
TOUCHDOWN CLUB OF ATLANTA SEC COACH OF THE YEAR: John H. Vaught, 1947; Houston Nutt, 2008
COLUMBIA, S.C., TOUCHDOWN CLUB MAJOR COLLEGE COACH IN THE SOUTH: Ken Cooper, 1975
FOOTBALLSCOOP.COM NATIONAL SPECIAL TEAMS COORDINATOR OF THE YEAR: James Shibest, 2008
FOOTBALLSCOOP.COM NATIONAL DEFENSIVE BACKS COACHES OF THE YEAR: Jason Jones and Dave Wommack, 2014
SCOUT.COM NATIONAL RECRUITER OF THE YEAR: Chris Kiffin, 2013
PROFESSIONAL FOOTBALL STRENGTH & CONDITIONING COACHES SOCIETY COLLEGIATE STRENGTH & CONDITIONING COACH OF THE YEAR: Don Decker, 2010
NATIONAL ASSOCIATION OF ATHLETIC DEVELOPMENT DIRECTORS FUNDRAISER OF THE YEAR: Keith Carter, 2016
CoSIDA HALL OF FAME: Billy Gates, 1969; Langston Rogers, 1990
CoSIDA ARCH WARD AWARD: Langston Rogers, 2001
CoSIDA TRAILBLAZER AWARD: Langston Rogers, 2008
MISSISSIPPI SPORTS WRITERS ASSOCIATION HALL OF FAME: Billy Gates, 1981; Jimmie McDowell, 1981; Langston Rogers, 1997
NATIONAL ATHLETIC TRAINERS' ASSOCIATION HALL OF FAME (Year Inducted): Wesley I. (Doc) Knight, 1969; Dr. Gretchen Schlabach, 2019.
MISSISSIPPI ATHLETIC TRAINERS' ASSOCIATION HALL OF FAME (Year Inducted): Wesley I. (Doc) Knight, 2003 (Charter Member); Leroy Mullins, 2004
FWAA SUPER 11 SPORTS INFORMATION DEPARTMENTS: Ole Miss, 2013
FOOTBALLSCOOP.COM VIDEO OF THE YEAR: Ole Miss, 2013 (2012 Highlights video)

BOWL AWARDS

SUGAR: Outstanding Player—Ray Brown, QB, 1958; Bobby Franklin, QB, 1960; Jake Gibbs, QB, 1961; Glynn Griffing, QB, 1963; Archie Manning, QB, 1970; Chad Kelly, QB, 2016. **COTTON:** Outstanding Back—Eagle Day, 1956; Eli Manning, QB, 2004; Outstanding Lineman—Buddy Allison, G, 1956; Josh Cooper, DL, 2004; Offensive Most Valuable Player—Dexter McCluster, RB-WR, 2009, 2010; Defensive Most Valuable Player—Marshay Green, DB, 2009. **GATOR:** Most Valuable Player, Winning Team—Bobby Franklin, QB, 1958. Most Valuable Player, Losing Team—Archie Manning, QB, 1971; Tyrone Ashley, DB, 1991. **LIBERTY:** Outstanding Offensive Lineman—Charles Horton, C, 1965; Worthy McClure, ST, 1968; Outstanding Defensive Lineman—Lee Garner, LB, 1965; Most Valuable Player, Outstanding Offensive Back—Steve Hindman, TB, 1968; Outstanding Defensive Back—Robert Bailey, M, 1968; Most Valuable Player—Randy Baldwin, RB, 1989; Cassius Ware, LB, 1992; Outstanding Offensive Player—Randy Baldwin RB, 1989; Russ Shows, QB, 1992; Outstanding Defensive Player—Jeff Carter, FS, 1989; Cassius Ware, LB, 1992. **PEACH:** Most Valuable Player, Offense—Norris Weese, QB, 1971; Most Valuable Player, Defense—Crowell Armstrong, LB, 1971. **INDEPENDENCE:** Most Valuable Player, Defense—Andre Townsend, DT, 1983; Kendrick Clancy, 1998; Tim Strickland, DB, 1999; Most Valuable Player, Offense—Mark Young, QB, 1986; Romaro Miller, QB, 1998; Eli Manning, QB, 2002. **FORD MOTOR CITY:** Most Valuable Player—Stewart Patridge, QB, 1997. **BBVA COMPASS:** Most Valuable

Player—Bo Wallace, QB, 2013. **MUSIC CITY:** Most Valuable Player—Bo Wallace, QB, 2013. **OUTBACK:** Most Valuable Player—Matt Corral, QB, 2021
SPORTS ILLUSTRATED ALL-BOWL TEAM: Matt Luke, C, 1998; Les Binkley, K, 1999; Todd Wade, OT, 1999; Cliff Woodruff, OL, 2004; Laremy Tunsil, OL, 2015
COLLEGE FOOTBALL NEWS.COM ALL-BOWL TEAM: Belton Johnson, OT, 2002
COTTON BOWL HALL OF FAME: Eagle Day, QB, 2003; Houston Nutt, head coach, 2018; Dexter McCluster, RB, 2020
INDEPENDENCE BOWL HALL OF HONOR: Mark Young, QB, 1999; Billy Brewer, head coach, 2000; Wesley Walls, TE, 2001; David Cutcliffe, head coach, 2003; Deuce McAllister, RB, 2006
ALL-TIME BOWL TEAMS—SUGAR (1955-62): Ray Brown, QB, 1958; Charles Flowers, FB, 1960; Bobby Franklin, QB, 1960; Gene Hickerson, T, 1958; Jackie Simpson, G, 1958; **(All-Time Team):** Ray Brown, B, 1935-59; Jim Dunaway, T, 1959-84; Jake Gibbs, P, 1959-84; **ORANGE (75th Anniversary All-Time Team):** Frank M. Kinard, T, 2008

ALL-STAR TEAM AWARDS

SENIOR BOWL: Outstanding Player—Glynn Griffing, QB, 1963; Outstanding South Team Lineman—Jackie Simpson, G, 1958; Hanson Churchwell, G, 1959; Ken Kirk, C, 1960 (co-c); Outstanding South Team Back—Bobby Crespino, WB, 1961. Most Valuable Offensive Player—John Fourcade, QB, 1987; Most Valuable Defensive Player—Patrick Willis, LB, 2007; **SENIOR BOWL: 1994 All-Senior Bowl/NFL Dream Team—**Tony Bennett; **BLUE-GRAY GAME:** Outstanding Lineman—Henry Linton, T, 1953; Most Valuable Defensive Player, Gray Squad—Pete Harris, LB, 1992; Outstanding Offensive Player, Gray Squad—Roell Preston, WR, 1994; Outstanding Defensive Player, Gray Squad—Abdul Jackson, LB, 1994. **NORTH-SOUTH GAME:** Most Valuable Player—Crawford Mims, G, 1953; **HULA BOWL:** Outstanding Offensive Player—Norris Weese, QB, 1974; Defensive MVP—Freddie Joe Nunn, DE, 1984

GAME AWARDS

ESPN NATIONAL PLAYER OF THE WEEK: Stewart Patridge, QB, vs. LSU, 1997
CBS SPORTSLINE PLAYER OF THE WEEK: Deuce McAllister, RB, vs. Arkansas, 1999
COMPAQ BEST KICKOFF RETURN OF THE WEEK: Deuce McAllister, RB, vs. Arkansas, 1999
WALTER CAMP NATIONAL OFFENSIVE PLAYER OF THE WEEK: Dexter McCluster, RB, vs. Tennessee, 2009; Matt Corral, QB, vs. Vanderbilt, 2020; Matt Corral, QB, vs. Austin Peay, 2021; Matt Corral, QB, vs. Tulane, 2021
AT&T ALL-AMERICA PLAYER OF THE WEEK: Dexter McCluster, RB-WR, vs. Tennessee, 2009
NATIONAL LINEMAN OF THE WEEK: James (Bud) Slay, E, vs. Maryland, 1952 (AP); Allen Green, C-KS, vs. Arkansas, 1960 (AP); Jim Dunaway, T, vs. LSU, 1962 (SI-Sports Illustrated); Jimmy Keyes, MG, vs. Memphis State, 1965 (SI); Jerry Richardson, DE, vs. Tennessee, 1966 (AP); Fred Brister, LB, vs. Tennessee, 1969 (AP); Crowell Armstrong, LB, vs. Alabama, 1970 (AP); Ben Williams, DT, vs. Villanova, 1973 (AP); Mike Pittman, DT, vs. Georgia, 1976 (AP)
NATIONAL BACK OF THE WEEK: Paige Cothren, FB, vs. Arkansas, 1955 (AP); Bobby Franklin, QB, Mississippi State 1958 (AP); Jake Gibbs, QB, vs. Mississippi State, 1960 (AP); Archie Manning, QB, vs. LSU, 1968 (AP); Archie Manning, QB, vs. Alabama, 1969 (AP); Archie Manning, QB, vs. LSU, 1969 (SI)
RIVALDS.COM NATIONAL OFFENSIVE PLAYER OF THE WEEK: Deuce McAllister, RB, vs. Mississippi State, 2000
RIVALDS.COM NATIONAL FRESHMAN OF THE WEEK: Dexter McCluster, WR, vs. Memphis, 2006
NATIONAL DEFENSIVE PLAYER OF THE WEEK (Sports Illustrated): Brian Moreland vs. Notre Dame, 1977; Jeff Herrod vs. Arkansas State, 1987; Chris Mitchell vs. Arkansas, 1990
NATIONAL DEFENSIVE PLAYER OF THE WEEK (FWAA/Bronko Nagurski): Matt Grier vs. Florida, 2002
NATIONAL DEFENSIVE PLAYER OF THE WEEK (Bednarik Award): Cody Prewitt vs. Texas A&M, 2014; Robert Nkemdiche vs. No. 2 Alabama, 2015
NATIONAL QUARTERBACK OF THE WEEK (Davey O'Brien Award): Matt Corral, vs. Vanderbilt, 2020; Matt Corral, vs. Tulane, 2021
MANNING AWARD STARS OF THE WEEK: Bo Wallace, Louisiana-Lafayette, 2014; Chad Kelly, vs. Fresno State, 2015; Chad Kelly, vs. Alabama, 2015; Chad Kelly, vs. Arkansas, 2015; Chad Kelly, vs. Texas A&M, 2015; Jordan Taamu, vs. Arkansas, 2018; Matt Corral, vs. Kentucky, 2020; Matt Corral, vs. Vanderbilt, 2020; Matt Corral, vs. South Carolina, 2020; Matt Corral, vs. Arkansas, 2021
DAVEY O'BRIEN GREAT 8 (Davey O'Brien Award): Matt Corral, vs. Kentucky, 2020; Matt Corral, vs. Vanderbilt, 2020; Matt Corral, vs. South Carolina, 2020; Matt Corral, vs. Arkansas, 2021; Matt Corral, vs. Tennessee, 2021
NATIONAL SENIOR OF THE WEEK (Senior Bowl): Senquez Golson vs. Tennessee, 2014; Cody Prewitt vs. Texas A&M, 2014
NATIONAL PERFORMER OF THE WEEK (College Football Performance Awards): Jordan Ta'amu vs. ULM, 2018; Matt Corral vs. Tulane, 2021; Matt Corral vs. Arkansas, 2021
NATIONAL DEFENSIVE BACK OF THE WEEK (CFPA): Senquez Golson vs. Louisiana-Lafayette, 2014; Cody Prewitt vs. Texas A&M, 2014
NATIONAL KICKOFF RETURNER OF THE WEEK (CFPA): Jaylen Walton vs. Texas, 2012
NATIONAL LINEBACKER OF THE WEEK (CFPA): Denzel Nkemdiche vs. Alabama, 2012
NATIONAL PUNT RETURNER OF THE WEEK (CFPA): Jeff Scott vs. Texas, 2013
NATIONAL PUNTER OF THE WEEK (CFPA): Will Gleeson vs. Boise State, 2014; Will Gleeson vs. Tennessee, 2014
NATIONAL TIGHT END OF THE WEEK (CFPA): Evan Engram vs. Vanderbilt, 2014; Evan Engram vs. Auburn, 2014; Evan Engram vs. Mississippi State, 2014
NATIONAL TIGHT END OF THE WEEK (John Mackey): Evan Engram vs. Ga. Southern, 2016
NATIONAL BACKFIELD OF THE WEEK (UPI): Jimmy Patton, LHB, vs. Tulane, 1953; Paige Cothren, FB, vs. Arkansas, 1955; Louis Guy, WB, vs. Tennessee, 1962; Archie Manning, QB, vs. Alabama, 1969; Archie Manning, QB, vs. LSU, 1969
24SPORTS NATIONAL TRUE FRESHMAN OF THE WEEK: Quinshon Judkins, RB, vs. Auburn, 2022

PAUL HORNING AWARD HONOR ROLL: Jaylon Jones, DB, vs. Texas Tech, 2018; Jerrion Ealy, RB, vs. South Carolina, 2020
PRO FOOTBALL FOCUS NATIONAL TEAM OF THE WEEK: Alex Givens, OL, vs. Texas Tech, 2018; Damarkus Lodge, WR, vs. ULM, 2018; Elijah Moore, WR, vs. Florida, 2020; Matt Corral, QB, vs. Vanderbilt, 2020; Elijah Moore, WR, vs. Vanderbilt, 2020
PRO FOOTBALL FOCUS SEC TEAM OF THE WEEK: Alex Givens, OL, vs. Texas Tech, 2018; Vernon Dasher, DB, vs. Southern Illinois, 2018; Victor Evans, DL, vs. Southern Illinois, 2018; Greg Little, OL, vs. Southern Illinois, 2018; Sean Rawlings, OL, vs. Southern Illinois, 2018; Jordan Ta'amu, QB, vs. Southern Illinois, 2018; Greg Little, OL, vs. Kent State, 2018; Qaadir Sheppard, DL, vs. Kent State, 2018; Jordan Ta'amu, QB, vs. Kent State, 2018; A.J. Brown, WR, vs. ULM, 2018; Damarkus Lodge, WR, vs. ULM, 2018; Greg Little, OL, vs. Arkansas, 2018; Sean Rawlings, OL, vs. Arkansas, 2018; Lakkia Henry, LB, vs. California, 2019; Austrian Robinson, DL, vs. Vanderbilt, 2019; Benito Jones, DL, vs. New Mexico State, 2019; Keidron Smith, DB, vs. New Mexico State, 2019
SOUTHEASTERN LINEMAN OF THE WEEK: Allen Green, C-KS, vs. Arkansas, 1960 (AP); Rocky Fleming, WB, vs. Tennessee, 1965 (UPI); Jim Urbanek, DT, vs. Houston, 1966 (AP); Jerry Richardson, DE, vs. Tennessee, 1966 (AP); Fred Brister, LB, vs. Tennessee, 1969 (AP); Crowell Armstrong, LB, vs. Alabama, 1970 (AP); Elmer Allen, DT, vs. LSU 1971 (AP); Ben Williams, DT, vs. Villanova, 1973 (AP); Richard (Stump) Russell, LB, vs. Missouri 1974 (AP); George Stuart, LB, vs. Alabama 1976 (AP); Mike Pittman, DT, vs. Georgia, 1976 (AP); Charlie Cage, DT, vs. Notre Dame, 1977 (AP); George Plasketes, DE, vs. Tennessee, 1977 (AP); Eddie Cole, LB, vs. Memphis St. 1978, (AP); James Otis, DE, vs. Tennessee, 1979 (AP); Andre Townsend, DT, vs. Vanderbilt, 1983 (AP); Freddie Joe Nunn, DE, vs. Memphis State, 1984 (AP), vs. Arkansas, 1984 (AP), vs. Mississippi State, 1984 (AP); Dan Boyce vs. Tulane, 1984 (AP)
SOUTHEASTERN OFFENSIVE PLAYER OF THE WEEK (AP): Paige Cothren, FB, vs. Arkansas, 1955; Bobby Franklin, QB, vs. Miss. State, 1958; Jake Gibbs, QB, vs. Miss. State, 1960; Archie Manning, QB, vs. Memphis State and LSU, 1968; vs. Georgia, LSU and Tennessee, 1969; vs. Alabama and Georgia, 1970; Norris Weese, QB, vs. LSU, 1971; vs. Mississippi State, 1972; James Reed, TB, vs. Tennessee, 1973; Tim Ellis, QB vs. Georgia, 1976; Tim Ellis and Bobby Garner vs. Notre Dame, 1977; Malvin Gipson vs. Vanderbilt 1980; Timmy Moffett, WR, vs. Mississippi State, 1983; Kent Austin, QB, vs. Arkansas, 1983; vs. Vanderbilt, 1985; Chris Osgood, QB, vs. Memphis State, 1986
SOUTHEASTERN DEFENSIVE PLAYER OF THE WEEK (AP): Howard Moss, SS, vs. LSU, 1986; Jeff Herrod, LB, vs. Arkansas State, 1987
SOUTHEASTERN DEFENSIVE PLAYER OF THE WEEK (UPI): Jimmy Keyes, LB, vs. Georgia, 1967; Robert Bailey, M, vs. Alabama, 1968; Glenn Cannon, S, vs. Tennessee, 1969; Ben Williams, DT, vs. Missouri, 1974; Ben Williams, MG, vs. Southern Miss. and Tennessee, 1975; Gary Turner, DE, vs. Georgia, 1975; George Stuart, LB, vs. Alabama, 1976; Mike Pittman, DT, vs. Georgia, 1976; Charlie Cage, DT, vs. Notre Dame, 1977; George Plasketes, DE, vs. Auburn and Tennessee, 1977; James Otis, DE, vs. Tennessee, 1979; Andre Townsend, DT, vs. Vanderbilt, 1982; Eric Truitt, DB, vs. Vanderbilt, 1983
SOUTHEASTERN OFFENSIVE PLAYER OF THE WEEK (UPI): Archie Manning, QB, vs. Memphis State, Southern Miss. and LSU, 1968; vs. Alabama, Georgia and LSU, 1969; Norris Weese, QB, vs. LSU, 1971; vs. Mississippi State, 1972; James Reed, TB, vs. Tennessee, 1973; Reg Woullard, RB vs. Tulane, 1976; Tim Ellis, QB, vs. Georgia, 1976; John Fourcade, QB, vs. Miss. State, 1981; Kent Austin, QB, vs. Tulane, 1982
SEC PLAYER OF THE WEEK: Terry Williamson, DG, vs. Arkansas, 1983; Andre Townsend, DT, vs. Vanderbilt, 1983; Timmy Moffett, WR, vs. Mississippi State, 1983; Freddie Joe Nunn, DE, vs. Memphis State and Arkansas, 1984; Kent Austin, QB, vs. Vanderbilt, 1985; Jeff Noblin, FS, vs. Memphis State, 1986; Mike Fitzsimmons, DT, vs. Tulane, 1986; Don Price, CB, vs. Vanderbilt, 1986; Howard Moss, SS, vs. LSU, 1986; Jeff Herrod, LB, vs. Mississippi State, 1986; Jeff Herrod, LB, vs. Arkansas State, 1987; John Darnell, QB, vs. Vanderbilt, 1987; Mark Young, QB, vs. Vanderbilt, 1988; Tony Bennett, OLB, vs. Alabama, 1988; Mark Young, QB, vs. Mississippi State 1988; Tony Bennett, OLB, vs. Memphis State, 1989; Chauncey Godwin, CB, vs. Florida, 1989; John Darnell, QB, vs. Arkansas State, 1989; Randy Baldwin, RB, vs. Tulane, Georgia, and LSU, 1990; Chris Mitchell, SS, vs. Arkansas, 1990; Brian Lee, K, vs. Tulane, 1991; Chad Brown, DT, vs. Tulane, 1991; Russ Shows, QB, vs. Kentucky, 1991; Cassius Ware, LB, vs. Auburn, 1992; Cory Philpot, TB, vs. Kentucky, 1992; Chad Brown, DT, vs. Mississippi State, 1992; Dewayne Dotson, LB, vs. Vanderbilt, 1993; Cassius Ware, LB, vs. Georgia, 1993; Michael Lowery, SS, vs. LSU, 1994; Nate Wayne, LB, vs. Georgia, 1995; Walker Jones, FS, vs. Mississippi State, 1995; Paul Head, QB, vs. Idaho State, 1996; Nate Wayne, LB, vs. Georgia, 1996; Stewart Patridge, QB, vs. Vanderbilt, 1997; Stewart Patridge, QB, vs. LSU, 1997; Timothy Strickland, FS, vs. Mississippi State, 1997; Cory Peterson, WR, vs. Auburn, 1999; Deuce McAllister, RB, vs. Arkansas, 1999; Deuce McAllister, RB, vs. Mississippi State, 2000; Eli Manning, QB, vs. Alabama, 2001; L.P. Spence, LB, vs. LSU, 2001; Jason Armstead, FS, vs. Memphis, 2002; Jonathan Nichols, PK, vs. Vanderbilt, 2002; Matt Grier, DB, vs. Florida, 2002; Jason Armstead, RS, vs. Mississippi State, 2002; Jonathan Nichols, PK, vs. Vanderbilt, 2003; Von Hutchins, DB, vs. Alabama, 2003; Eli Manning, QB, vs. South Carolina, 2003; Eli Manning, QB, vs. Auburn, 2003; McKinley Boykin, DT, vs. South Carolina, 2004; Jonathan Nichols, PK, vs. Wyoming, 2004; McKinley Boykin, DT, vs. Vanderbilt, 2004; Chris Spencer, C, vs. Mississippi State, 2004; Patrick Willis, LB, vs. Memphis, 2005; Rory Johnson, LB, vs. Vanderbilt, 2006; Dustin Mouzon, DB, vs. Memphis, 2007; Greg Hardy, DL, vs. Alabama, 2007; Peria Jerry, DL, vs. Vanderbilt, 2008; Jamarca Sanford, DB, vs. Florida, 2008; Peria Jerry, DL, vs. Arkansas, 2008; Maurice Miller, OL, vs. Auburn, 2008; Michael Oher, OL, vs. Louisiana-Monroe, 2008; Daverin Gerald, C, vs. Mississippi State, 2008; Peria Jerry, DL, vs. Mississippi State, 2008; Dexter McCluster, RB-WR, vs. Arkansas, 2009; Dexter McCluster, RB-WR, vs. Tennessee, 2009; Reid Neely, OL, vs. LSU, 2009; Jesse Grandy, PR, vs. Kentucky, 2010; Bobby Massie, OL, vs. UL-Lafayette, 2010; C.J. Johnson, DE, vs. Central Arkansas, 2012; A.J. Hawkins, G, vs. UTEP, 2012; Aaron Morris, G, vs. Tulane, 2012; Denzel Nkemdiche, LB, vs. Alabama, 2012; Bryson Rose, PK, vs. Auburn, 2012; Bryson Rose, PK, vs. Arkansas, 2012; Donte Moncrief, WR, vs. Mississippi

State, 2012; Jeff Scott, ST, vs. Texas, 2013; Robert Nkemdiche, DL, vs. Troy, 2013; Cliff Coleman, DB, vs. Vanderbilt, 2014; Bo Wallace, QB, vs. Alabama, 2014; Cody Prewitt, DB, vs. Texas A&M, 2014; Marquis Haynes, DL, vs. Texas A&M, 2014; Will Gleeson, P, vs. LSU, 2014; Tony Conner, DB, vs. Mississippi State, 2014; C.J. Johnson, DL, vs. Mississippi State, 2014; Fahn Cooper, OL, vs. Vanderbilt, 2015; Trae Elston, DB, vs. Texas A&M, 2015; DeMarquis Gates, LB, vs. LSU, 2015; Marquis Haynes, DE, vs. LSU, 2015; Marquis Haynes, DE, vs. Auburn, 2015; Marquis Haynes, DE, vs. Texas A&M, 2015; Chad Kelly, QB, vs. Auburn, 2015; Robert Nkemdiche, DT, vs. Alabama, 2015; Robert Nkemdiche, DT, vs. Mississippi State, 2015; Gary Wunderlich, K, vs. Alabama, 2015; Jordan Sims, OL, vs. Georgia, 2016; Gary Wunderlich, K, vs. Texas A&M, 2016; Shea Patterson, QB, vs. UT Martin, 2017; Marquis Haynes, DE, vs. Vanderbilt, 2017; Shea Patterson, QB, vs. Vanderbilt, 2017; Josiah Coatney, DT, vs. Kentucky, 2017; Jordan Ta'amu, QB, vs. Kentucky, 2017; Greg Little, OL, vs. Mississippi State, 2017; Gary Wunderlich, K, vs. Mississippi State, 2017; Greg Little, OL, vs. Texas Tech, 2018; Luke Logan, K, vs. Texas Tech, 2018; Scottie Phillips, RB, vs. Texas Tech, 2018; Jordan Ta'amu, QB, vs. Arkansas, 2018; Luke Logan, K, vs. Vanderbilt, 2018; Ben Brown, OL, vs. Vanderbilt, 2019; Mac Brown, P, vs. Kentucky, 2020; Matt Corral, QB, vs. Vanderbilt, 2020; Nick Broeker, OL, vs. South Carolina, 2020; Matt Corral, QB, vs. South Carolina, 2020; Matt Corral, QB, vs. Tulane, 2021; Jeremy James, OL, vs. Tulane, 2021; Nick Broeker, OL, vs. Arkansas, 2021; Matt Corral, QB, vs. Tennessee, 2021; Chance Campbell, LB, vs. LSU, 2021; Sam Williams, DL, vs. LSU, 2021; Caden Costa, K, vs. Texas A&M, 2021; Caleb Warren, OL, vs. Texas A&M, 2021; Caleb Warren, OL, vs. Vanderbilt, 2021

SEC FRESHMAN OF THE WEEK: Dexter McCluster, WR, vs. Memphis, 2006; Marshay Green, WR, vs. Mississippi State, 2006; Laquon Treadwell, WR, vs. Vanderbilt, 2013; Marquis Haynes, DL, vs. LSU, 2014; Shea Patterson, QB, vs. Texas A&M 2016; D.K. Metcalf, WR, vs. Kentucky, 2017; Matt Corral, QB, vs. Arkansas, 2019; John Rhys Plumlee, QB, vs. Vanderbilt, 2019; John Rhys Plumlee, QB, vs. New Mexico State, 2019; John Rhys Plumlee, QB, vs. LSU, 2019; Caden Costa, K, vs. Louisville, 2021; Quinshon Judkins, RB, vs. Tulsa, 2022; Quinshon Judkins, RB, vs. Kentucky, 2022; Quinshon Judkins, RB, vs. Auburn, 2022; Quinshon Judkins, RB, vs. Texas A&M, 2022; Quinshon Judkins, RB, vs. Arkansas, 2022

SEC OFFENSIVE PLAYER OF THE WEEK: Jonathan Mingo, WR, vs. Vanderbilt, 2022

SEC OFFENSIVE LINEMAN OF THE WEEK: Nick Broeker, OL, vs. Georgia Tech, 2022; Micah Pettus, OL, vs. Kentucky, 2022

SEC DEFENSIVE LINEMAN OF THE WEEK: Jared Ivey, DL, vs. Auburn, 2022

TYLER ROSE AWARD NATIONAL PLAYER OF THE WEEK: Damarkus Lodge, WR, vs. ULM, 2018

AT&T LONG DISTANCE AWARD: Vincent Brownlee, WR, vs. Vanderbilt (68-yard punt return, plus 35-yard kickoff return), 1991; Tom Luke, QB, and Tyrone Ashley, RB, vs. Tennessee (82-yard pass completion), 1991; Brian Lee, K, vs. Vanderbilt (49-yard field goal), 1992; Ta'Boris Fisher, WR, vs. Auburn (77-yard TD punt return), 1993; Lawrence Adams, QB, and Eddie Small, WR, vs. Northern Illinois (80-yard TD pass completion), 1993; Ta'Boris Fisher, WR, vs. LSU (56-yard punt return), 1994; John Avery, KR vs. LSU (100-yard TD kickoff return), 1996; Tim Montz, K, vs. Georgia (51-yard field goal), 1996; John Avery, KR, vs. Alabama (100-yard TD kickoff return), 1997; John Avery, RB, vs. Arkansas (97-yard TD run), 1997

CHEVROLET MOST VALUABLE PLAYER: Charlie Cage (D), DT, vs. LSU, 1977; James Otis DE, vs. LSU, 1980; Andre Townsend, DT, vs. Vanderbilt, 1982; Kent Austin, QB, vs. Tulane, 1982; Shawn Cobb, LB, vs. Tennessee, 1990; Johnny Dixon, SS, vs. Georgia, 1992; Cassius Ware, LB, vs. Alabama, 1993; Abdul Jackson, LB, vs. Alabama, 1994; Jevan Snead, QB, vs. Wake Forest, 2008

SPRING AWARDS

JOHN HOWARD VAUGHT AWARD OF EXCELLENCE: Elmer Allen, DT, 1972; Don Leathers, OT, 1973; Norris Weese, QB, 1974; Greg Markow, DE, 1975; Richard "Dick" Lawrence, OT, 1976; George Stuart, LB, 1977; George Plasketes, DE, 1978; Curtis Weathers, TE, 1979; Jim Miller, P, 1980; Ken Toler, WR, 1981; John Fourcade, QB, 1982; Brian Kennedy, DE, 1983; Dwayne Nesmith, LB, 1984; Timmy Moffett, WR, 1985; Jamie Holder, WR, 1986; Jeff Noblin, DE, 1987; Danny Hoskins, OG, 1988; Bryan Owen, K, 1989; John Darnell, QB, 1990; (tie) Shawn Cobb, LB, and Dawson Pruiett, C, 1991; Jay Hopson, DB, 1992, Dwayne Amos, DB, 1993; Clint Conlee, OT, 1994; James Holcombe, OL, 1995; Trey Wicker, DE, 1996; Kyle Wicker, DE, 1997; Boyd Kitchen, OG, 1998; Matt Luke, C, 1999; Todd Wade, OT, 2000; Duce McAllister, RB, 2001; Mitch Skrmetta, TE, 2002; Ben Claxton, C, 2003; Jesse Mitchell, DT, 2004; Marcus Johnson, OG, 2005; Tre' Stallings, OT, 2006; Patrick Willis, LB, 2007; BenJarvus Green-Ellis, RB, 2008; Jason Cook, FB, 2009; Marshay Green, DB, 2010; Jerrell Powe, DT, 2011; Brandon Bolden, RB, 2012; Ferbia Allen, TE, 2013; Mike Marry, LB, 2014; Cody Prewitt, DB, 2015; C.J. Johnson, LB, 2016; Evan Ingram, TE, 2017; Jordan Wilkins, RB, 2018; Javon Patterson, OL, 2019; Elijah Moore, WR, 2020; Mark Robinson, LB, 2021; Nick Broeker, OL, 2022

JEFF HAMM MEMORIAL AWARD: Dick Lawrence, OT, 1975; Dale Erves, 1979; Keith Fourcade, LB, 1982; John Allen, OG, 1983; Eric Denmark, OT, 1984; Nathan Wonsley, TB, 1985; Jeff Noblin, DB, 1986; Willie Goodloe, RB, 1987; Shawn Cobb, LB, 1988; Pat Coleman, WR, 1989; Phillip Kent, OLB, 1990; Marvin Courtney, RB, and Gary Abide, LB, 1991; Jody Hill, LB, 1992; Brian Mays, DT, 1993; Shannon Provencher, OG, 1994; Dou Innocent, RB, 1995; David Evans, DT, 1996; Walker Jones, LB, 1997; Tony Cannon, RB, 1998; Shane Grice, OL, & Shawn Johnson, LB, 1999; Terrence Metcalf, OL, & Justin Coleman, DB, 2000; Toward Sanford, RB, & Von Hutchins, DB, 2001; Doug Buckles, OG, & Chris Knight, DB, 2002; Bobby Harris, OL, & Rob Robertson, LB, 2003; Micheal Spurlock, QB, & Michael Bozeman, DL, 2004; Micheal Spurlock, QB, & Patrick Willis, LB, 2005; BenJarvus Green-Ellis, RB, & Peria Jerry, DL, 2006; BenJarvus Green-Ellis, RB, & Marcus Tillman, DL, 2007; Dexter McCluster, WR, & Peria Jerry, DL, 2008; Devin Thomas, RB, & Jerrell Powe, DL, 2009; Bradley Sowell, OL, & Ted Laurent, DL, 2010; Brandon Bolden, RB, & D.T. Shackelford, LB, 2011; Wesley Pendleton, DB, 2012; Chief Brown, DB, 2013; Cliff Coleman, DB, 2014; C.J. Hampton, DB, 2015; D.J. Jones, DT, 2016; Detric Bing-Dukes, 2017; Ryder Anderson, DE, 2018; Charles Wiley, LB, 2019; Tavius Robinson, DL, 2020; Ashanti Cistrunk, LB, 2021; Zxavian

Harris, DL, & Trey Washington, DB, 2022

ELI MANNING AWARD: Ja-Mes Logan, WR, 2012; I'Tavius Mathers, RB 2013; Collins Moore, WR, 2014; Jordan Sims, OL, 2015; Van Jefferson, WR, 2016; Markell Pack, WR, 2017; Octavious Cooley, TE, 2018; Tylan Knight, RB, 2019; Caleb Warren, OL, 2020; Kentrel Bullock, RB, 2021; Ulysses Bentley IV, RB, 2022

BIRMINGHAM CHAPTER LEADERSHIP AWARD: Frank Halbert, FB, 1961; Woody Dabbs, E, 1962; Kenny Dill, C-LB, 1963; Allen Brown, E, 1964; Jimmy Heidel, QB/S, 1965; Charles Hinton, C, 1966; Mac Haik, WR, 1967; Hank Shows, TE, 1968; Glenn Cannon, DB, 1969; Norris Weese, QB, 1973; Kenny King, LB, 1974-75; Bob Grefseng, DE, 1978; Michael "Coot" Russell, C, 1981; Malvin Gipson, TB, 1982; Johnny Burrow, DB, 1983; Kelly Powell, QB, 1984; Bob Blakemore, DE, 1985; Jay Webb, DE, 1986; Jeff Herrod, LB, 1987; Woody Soehn, OL, 1988; Shawn Cobb, LB, 1989; Tim Brown, OG, 1990; Chris Mitchell, SS, 1991; Jeff Carter, DB, 1992; Thomas McLeish, TE, 1993; Sidney Carmichael, DE, 1994; Jeff Miller, OT, 1995; Dou Innocent, RB, 1996; Paul Head, QB, and Derek Jones, DB, 1997; Walker Jones, LB, 1998; Matt Luke, C, 1999; Ronnie Heard, DB, 2000; Romaro Miller, QB, 2001; Terrence Metcalf, OT, 2002; Lanier Goethie, LB, 2003; Eli Manning, QB, 2004; Rob Robertson, LB, 2005; Michael Bozeman, DL, 2006; Patrick Willis, LB, 2007; Robert Hough, TE, 2008, Jamarca Sanford, DB, 2009; Dexter McCluster, WR/RB, 2010; Jeremiah Masoli, QB, 2011; Marcus Temple, DB, 2012; Jason Jones, DE, 2013; Emmanuel McCray, OL, 2014; Bo Wallace, QB, 2015; Mike Hilton, DB, 2016; D.J. Jones, DL, 2017; Tayler Polk, LB, 2018; Zedrick Woods, DB, 2019; Royce Newman, OL, 2020; Chance Campbell, LB, 2021; Jonathan Mingo, WR, 2022

CLOWER-WALTERS AWARD: Richard "Stump" Russell, LB, 1974; Robert "Ben" Williams, DL, 1975; Mike Pittman, DT, 1976; Robert "Randy" White, OL, 1977; Lawrence Johnson, DT, 1978; Gregg Jefcoat, OG, 1979; Chris Cottom, OL, 1980; Quentin McDonald, DT, 1981; Andre "Hammerhead" Thomas, RB, 1982; Andre Townsend, DT, 1983; Freddie Joe Nunn, DE, 1984; Nathan Wonsley, RB, 1985; Ricky Myers, SE, 1986; Jeff Herrod, LB, 1987; Wesley Walls, TE, 1988; Tony Bennett, OLB, 1989; Kelvin Pritchett, DT, 1990; Phillip Kent, OLB, 1991; Cory Philpot, TB, 1992; Johnny Dixon, DB, 1993; Abdul Jackson, LB, 1994; Renard Brown, DE, 1995; Shannon Provencher, OG, 1996; Brock Kreitz, LB, 1997; Gary Thigpen, CB, 1998; Kendrick Clancy, DT, 1999; Derrick Burgess, DE, 2000; Terrence Metcalf, OT, 2001; Matt Grier, DB, 2002; Eli Manning, QB, 2003; Marcus Johnson, OG, 2004; Bobby Harris, OL, 2005; Will Mosely, K, 2006; Seth Adams, QB, 2007, Chris Bowers, DE, 2008; Reid Neely, OL, 2009; Wesley Phillips, C, 2010; Vincent Moss, DB, 2011; Devin Thomas, RB, 2013; Andrew Ritter, K, 2014; Senquez Golson, DB, 2015; Cody Core, WR, 2016; John Youngblood, LB, 2017; Gary Wunderlich, K, 2018; Sean Rawlings, OL, 2019; Jack Propst, LS, 2020; Ben Brown, DL, 2021; Tavius Robinson, DL, 2022

M-CLUB ALUMNI CHAPTER MOST DEDICATED PLAYER AWARD: Bo Bowen, RB, 1969; Jim Stuart, LB, 1973; Pete Markow, S, 1974; James Hickey, OT, 1975; Bobby Garner, QB, 1978; Clay Erwin, DE, 1982; Melvin Brown, DB, 1983; Joe Hall, SS, 1984; Bob Blakemore, DE, 1985; Tony Rayburn, OL, 1986; Mike Fitzsimmons, DL, 1987; Robert Smith, FB-LB, 1988; Shawn Sykes, RB, 1989; Darryl Smith, DL, 1990; Todd Sandroni, FS, 1991; Cliff Dew, C, 1992; Lynn Ross, LB, 1993; Michael Lowery, DB, 1994; Alundis Brice, DB, 1995; David Knott, DB, 1996; Lawrence Adams, H-B, 1997; Andre Harrison, DE, 1998; Tony Cannon, RB, 1999; Cory Peterson, WR, 2000; Shane Elam, DE, 2001; Charles Stackhouse, FB, 2002; Belton Johnson, OT, 2003; Charlie Anderson, DE, 2004; Jonathan Nichols, PK, 2005; Michael Bozeman, DL, 2006; Andrew Wicker, OL, 2007; Robert Lane, TE, 2008; Peria Jerry, DL, 2009; John Jerry, OL, 2010; Jonathan Cornell, LB, 2011; Justin Smith, DT, 2012

PHI BETA SIGMA CHUCKY MULLINS COURAGE AWARD: Chris Mitchell, SS, 1990; Jeff Carter, FS, 1991; Trea Southerland, DB, 1992; Johnny Dixon, SS, 1993; Alundis Brice, DB, 1994; Michael Lowery, LB, 1995; Derek Jones, CB, 1996; Nate Wayne, LB, 1997; Gary Thigpen, CB, 1998; Ronnie Heard, LB, 1999; Anthony Magee, DB, 2000; Kevin Thomas, LB, 2001; Lanier Goethie, LB, 2002; Jamil Northcutt, LB, 2003; Eric Oliver, DB, 2004; Kelvin Robinson, LB, 2005; Patrick Willis, LB, 2006; Jeremy Garrett, DL, 2007; Jamarca Sanford, DB, 2008, Marcus Tillman, DE, 2009; Kentrel Lockett, DL, 2010; Deterrian (D.T.) Shackelford, LB, 2011; Jason Jones, DE, 2012; Mike Marry, LB, 2013; Deterrian (D.T.) Shackelford, LB, 2014; Mike Hilton, DB, 2015; John Youngblood, DE, 2016; Marquis Haynes, DE, 2017; C.J. Moore, DB, 2018; Austrian Robinson, DL, 2019; Jaylon Jones, DB, 2020; Keidron Smith, DB, 2021; KD Hill, DL, 2022

J. RICHARD PRICE COURAGE AND COMPASSION AWARD: Matt Luke, C, 1998; Todd Wade, OT, 1999; Shane Elam, DE, 2000; Terrence Metcalf, OT, & Anthony Sims, DT, 2001; Ben Claxton, C, 2002; Jesse Mitchell, DL, 2003; Marcus Johnson, OL, 2004; Michael Bozeman, DL, 2005; Andrew Wicker, OL, 2006; Corey Actis, OL, 2007; Darryl Harris, OL, 2008, John Jerry, OL, 2009; Jerrell Powe, DL, 2010; Bradley Sowell, OL, 2011; Terrell Brown, OT, 2012; Evan Swindall, C, 2013; Carlton Martin, OL/DT, 2014; Fadol Brown, DL, 2015; Robert Conyers, OL, 2016; Daronte Bouldin, OL, 2017; Jordan Sims, OL, 2018; Alex Givens, OL, 2019; Ben Brown, OL, 2020; Nick Broecker, OL, 2021; Caleb Warren, OL, & Cedric Johnson, DL, 2022

PARK STEVENS MEMORIAL SCHOLARSHIP: Tayler Polk, LB, 2015; Cale Luke, WR, 2016; Dawson Knox, TE, 2017; Floyd Allen, WR, 2018; Luke Logan, K, 2019; Jalen Denton, DB, 2020; Peyton Cox, OL, 2020; Danny Lockhart II, LB, 2021; Rayf Vinson, WR, 2021; Matt Jones, RB, & Richard O'Bryant, DB, 2022

M-CLUB ALUMNI OFF-SEASON AWARD: Dawson Pruiett, C, 1988

MISCELLANEOUS AWARDS

NATIONAL FOOTBALL FOUNDATION OUTSTANDING OFFICIALS AWARD: Butch Lambert, Sr. & Butch Lambert, Jr., 2006

C. LEROY MULLINS HEART OF CHAMPION AWARD: Renard Brown, 1995; Yolanda Moore, 1996; Anthony Boone, 1997; Grant Heard, 1998; Derrick Burgess, 1999; John Engstrom, 2001; Syniker Taylor, 2001; Lanier Goethie, 2002; Doug Zeigler, 2002; L.P. Spence, 2003

REBELS IN ALL-STAR CLASSICS

Chicago All-Star Game

1938	Bruiser Kinard, T
1939	Parker Hall, HB
1942	Junie Hovious, HB *
1947	Ray Poole, E
1948	Charles Conerly, HB
1949	†Barney Poole, E
1950	Jimmy Crawford, G
1951	John (Kayo) Dottley, FB
1953	Kline Gilbert, T
1954	Ed Beatty, C
	Crawford Mims, G
1955	Rex Reed Boggan, T
1957	Paige Cothren, FB
1958	Raymond Brown, QB
	Gene Hickerson, T
1959	Hanson Churchwell, G
1960	Billy Brewer, QB
	Bobby Franklin, QB
	Bobby Khayat, G
	Ken Kirk, C
1961	George Blair, HB
	Johnny Brewer, E
	Bobby Crespino, HB
1963	Jim Dunaway, T
	Glynn Griffing, QB
	Louis Guy, WB
	Chuck Morris, TB
1964	Perry Lee Dunn, QB
1965	Allen Brown, E
1966	Stan Hindman, G
	Jimmy Heidel, DHB
	Bill Clay, DHB ‡

*Invited, Did not Participate, Naval Service

†All-Stars captain
‡Injured, did not play

Senior Bowl
(Mobile, Ala.)

1950	Jimmy Crawford, G
1951	John (Kayo) Dottley, FB
	Bill Stribling, E
1952	Showboat Boykin, FB
1954	Crawford Mims, G
1955	Rex Reed Boggan, T
	Allen Muirhead, HB
1956	Earl Blair, HB
1958	Ray Brown, QB
	Gene Hickerson, T
	Jackie Simpson, G *
1959	Hanson Churchwell, G *
	Milton Crain, C
1960	Ken Kirk, C (c-c) *
	Marvin Terrell, G
	Cowboy Woodruff, HB
1961	George Blair, HB
	Johnny Brewer, E
	Bobby Crespino, HB †
	Richard Price, G
1962	Ralph Smith, E
	Billy Ray Adams, FB ‡
1963	Glynn Griffing, QB §
	Jim Dunaway, T
1964	Perry Lee Dunn, QB
	Whaley Hall, T
1965	Allen Brown, E
1966	Stan Hindman, G
	Bill Clay, DHB
	Mike Dennis, TB ‡
1967	Doug Cunningham, TB
	Chuck Hinton, C ‡
1968	Jimmy Keyes, LB
	Dan Sartin, DT
1969	Jim Parkes, C
1970	Glenn Cannon, S
1971	Worthy McClure, OT
	Wimpy Winther, C
1972	Paul Dongieux, LB

1976	Ben Williams, MG-DT
1977	Kem Coleman, LB
1980	Ken Toler, WR
	Chuck Commiskey, OG
1981	John Fourcade, QB @
1983	Andre Townsend, DT
	Kelly Powell, QB
1984	Freddie Joe Nunn, DE
1985	Benton Reed, DT
	Kent Austin, QB ‡
1986	Bill Smith, P
1987	J.R. Ambrose, WR
	Jeff Herrod, LB **
1988	Rodney Lowe, DT
	Stevon Moore, CB
	Wesley Walls, TE ‡
1989	Tony Bennett, OLB
	Pat Coleman, WR
	Willie Green, WR
1990	Doug Jacobs, DT
	Chris Mitchell, SS
	Kelvin Pritchett, DT
	Dawson Pruet, C
1991	Tyji Armstrong, TE
	Tyrone Ashley, RB/DB
	Phillip Kent, OLB
1992	Chad Brown, DT
	Brian Lee, K
	Everett Lindsay, OT
1993	Johnny Dixon, DB
	Dewayne Dotson, LB
1994	‡Alundis Brice, DB
	Abdul Jackson, LB
1995	Dou Innocent, RB
1997	John Avery, RB/KR
1999	Kendrick Clancy, DT
	Tutan Reyes, OT
	Todd Wade, OT
2000	Derrick Burgess, DE
	Ken Lucas, DB
	‡Deuce McAllister, RB
2001	Terrence Metcalf, OL
	Charles Stackhouse, FB
2002	Ben Claxton, C
	‡Doug Zeigler, TE
2004	Marcus Johnson, OG
	Jonathan Nichols, PK
2006	Patrick Willis, LB**
2008	Peria Jerry, DT
	Ashlee Pamer, LB
	Michael Oher, OT
	Mike Wallace, WR
2009	Shay Hodge, WR ‡
	John Jerry, OL
	Dexter McCluster, RB-WR
2015	Senquez Golson, DB
	Cody Prewitt, DB
2017	Evan Ingram, TE
	‡Chad Kelly, QB
2018	Marquis Haynes, DE
2019	Javon Patterson, OL
2020	Josiah Coatney, DL
	Benito Jones, DL
2021	Royce Newman, OL
	Kenny Yeboah, TE
2022	Dontario Drummond, WR
	Braylon Sanders, WR
	Sam Williams, DL
2023	Nick Broeker, OL
	Jonathan Mingo, WR
	Tavius Robinson, DL

*Outstanding Lineman-South team
**Defensive MVP-South team
†Outstanding Back-South team
§Outstanding Player
‡Injured, did not play
@Outstanding Offensive Player

The Hula Bowl

(Honolulu, Hawaii)	
1956	Eagle Day, QB
1957	Paige Cothren, FB
1960	Larry Grantham, E #
	Charlie Flowers, FB
1968	Jim Urbanek, DT
1971	Archie Manning, QB
	Skip Jernigan, G
1972	Elmer Allen, DT
	Jim Poole, TE
1974	Norris Weese, QB *
	Burney Veazey, TE
	Art Bressler, G
1977	George Plasketes, DE
1978	Charlie Cage, DT
1980	Mark Moore, OT
1981	John Fourcade, QB
1984	Freddie Joe Nunn, DE @
1988	Stevon Moore, CB
1999	Armegis Spearman, LB
2006	McKinley Boykin, DL
2022	Deane Leonard, DB
2023	Mason Brooks, OL

#Outstanding Lineman

*Outstanding Offensive Player

@Outstanding Defensive Player

East-West Game

(San Francisco, Calif.)	
1967	Chuck Hinton, C ‡
1973	Norris Weese, QB
1975	Ben Williams, MG-DT
1976	Wade Griffin, TE
1977	Kem Coleman, LB
1979	Hoppy Langley, KS
1984	Timmy Moffett, SE
1988	Wesley Walls, TE ‡
1992	Everett Lindsay, OT *
1996	Kris Mangum, TE
1999	Tutan Reyes, OT
2002	Eddie Strong, LB
2004	Chris Collins, WR

(Houston, Texas)

2008 BenJarvus Green-Ellis, RB

Robert Lane, TE

2009 Maurice Miller, OL

(Orlando, Fla.)

2010 Greg Hardy, DE

Joshua Shene, K

2011 Ted Laurent, DT

(St. Petersburg, Fla.)

2012 Kentrell Lockett, DE

Bradley Sowell, OT

2014 Ja-Mes Logan, WR

2016 Fahn Cooper, OT

Cody Core, WR

2017 Quincy Adeboyejo, WR

2019 Damarkus Lodge, WR ‡

Sean Rawlings, OL

Jordan Ta'amu, QB

Ken Webster, DB *

Zedrick Woods, DB

(Paradise, Nev.)

2022 Chance Campbell

(Las Vegas, Nev.)

2023 Mason Brooks, OL

A.J. Finley, DB

‡Injured, did not play

*Invited, did not play

The American Bowl

(Tampa, Fla.)

1969 Jim Parkes, C

1971 Dennis Coleman, DE

Buddy Mitchell, OT

1972 Chuck Kota, OG

1980 Mark Moore, OT

North-South Game

(Baltimore, Md.)	
1932	Tom Swayze, E
	Guy Turnbow, T
	(Miami, Fla.)
1948	Dixie Howell, HB
	Barney Poole, E
	Farley Salmon, QB
1949	Jimmy Clark, T
	Jimmy Crawford, G
	Doug Hamley, T
1950	John (Kayo) Dottley, FB
	Bill Stribling, E
1951	Ken Barfield, T
	Hal Maxwell, E
	Mel Sinquefeld, C
1953	Ed Beatty, C
	Harol Lofton, HB
	Crawford Mims, G *
1956	Paige Cothren, FB
	Eddie Crawford, HB
	Jerry Stone, C
1965	Bill Clay, DHB
	Tommy Lucas, T

*Most Valuable Player

Coaches Association All-America Bowl

1961	Johnny Brewer, E
	Allen Green, C
	Bobby Crespino, HB *
1962	Jerry Brown, T ‡
	Doug Elmore, QB
	Billy Ray Adams, FB ‡
1963	Jim Dunaway, T
	Glynn Griffing, QB
1964	Whaley Hall, T
1965	Bill Clay, DHB
	Stan Hindman, DE
1968	Jimmy Keyes, LB
1970	Claude Herard, DT
	Buz Morrow, DT
	Glenn Cannon, S *
1971	Wimpy Winther, C
	Wyck Neely, DHB
1972	Elmer Allen, DT
1976	Ben Williams, DT-MG

‡Injured, did not play

*Invited, did not play

Blue-Gray Classic

(Montgomery, Ala.)	
1939	Bill Schneller, QB
1940	George Kinard, G
1941	Merle Hapes, FB
	Junie Hovious, HB ***
1942	Oscar Britt, G
1944	Robert McCain, E-HB
1946	Gene Roberts
	Ray Poole, RE
1949	Jimmy Crawford, G
	Roland Dale, T
1953	Henry Linton, T *
1960	Walter Suggs
1964	Allen Brown, E
	Bobby Robinson, LG
1965	Mike Dennis, TB
1968	Steve Hindman, TB
1975	Rick Kimbrough, FLK
	Bill Farris, DE-P
1976	Mike Pittman, DT
1977	George Plasketes, DE
1978	Curtis Weathers, SE
1979	Terrence Walker, G
1980	Ken Toler, WR
	Chuck Commiskey, OG
1981	John Fourcade, QB
1983	Buford McGee, TB
1984	Greg Walker, OT
1986	Bill Smith, P

1987 J.R. Ambrose, WR †
Jeff Herrod, LB
Todd Irvin, OL

1988 Rodney Lowe, DT
Stevon Moore, CB
Wesley Walls, TE

1991 Tyji Armstrong, TE
Tyrone Ashley, RB/DB
Pete Harris, LB @
Phillip Kent, OLB

1993 Eddie Small, WR
Cassius Ware, LB

1994 Alundis Brice, LB
Abdul Jackson, LB **
Roell Preston, WR ***

1995 Dou Innocent, RB
Chris May, OG
Josh Nelson, QB

1996 Ta'Boris Fisher, WR
Derek Jones, DB
Kris Mangum, TE

2001 Joe Gunn, RB
**Outstanding Lineman*
***Outstanding Defensive Player*
****Outstanding Offensive Player*
†Injured, did not play
@Defensive MVP-Gray team

Japan Bowl

1977 George Plasketes, DE
1977 Tim Ellis, QB
1978 Curtis Weathers, SE

Challenge Bowl

(Corpus Christi, Texas)
1964 Reed Davis, TE
Kenny Dill, C
Larry Smith, WB

All-America Football Classic
(Washington, D.C.)

1992 Artis Ford, DT

Magnolia All-Star Classic
(Jackson, Miss.)

1993 Tony Collier, DB
Cassius Ware, LB

Magnolia Gridiron All-Star Classic
(Jackson, Miss.)

2005 Michael Bozeman, DL
Bobby Harris, OL

National All-Stars College Football Classic
(Orlando, Fla.)

1995 Woody Janssen, OG
Anthony Panzarella, DT
Charlie Perkins, OL

The Villages Gridiron All-Star Classic
(Orlando, Fla.)

1999 Cory Peterson, WR
2000 Keydrick Vincent, OT
2004 Von Hutchins, DB
2005 Bill Flowers, WR
Eric Rice, TE
Cody Ridgeway, P

Las Vegas All-American Classic
(Las Vegas, Nev.)

2006 Michael Bozeman, DL
Mario Hill, WR

North-South All-Star Classic
(Houston, Texas)

2006 Trumaine McBride, DB

Collge Gridiron Showcase
(Arlington, Texas)

2015 Carlos Thompson, DE
2016 Chief Brown, DB
2017 Akeem Judd, RB
Rommel Mageo, LB

NFL Players Association Game*
(El Paso, Texas)

2009 Jamarca Sanford, DB
2010 Marshay Green, DB
Gerald Harris, TE
Kendrick Lewis, DB
Emmanuel Stephens, DL
Patrick Trahan, LB

(San Antonio, Texas)

2011 Jerrell Powe, DT
(Carson, Calif.)

2013 Pierce Burton, OL
Mike Marry, LB
Charles Sawyer, DB

2015 Bo Wallace, QB †
2016 Mike Hilton, DB

Aaron Morris, OL
2017 D.J. Jones, DT
2019 Qaadir Sheppard, LB
2022 Braylon Sanders, WR
2023 Jonathan Cruz, K
Malik Heath, WR

†Injured, did not play
*formerly Texas vs. The Nation All-Star Challenge

Casino Del Sol College All-Star Game*
(Tempe, Ariz.)

2011 Jeremiah Masoli, QB
(Tuscon, Ariz.)
2012 Wayne Dorsey, DE
*formerly Eastham Energy College All-Star Game

Players All-Star Classic
(Little Rock, Ark.)

2012 Brandon Bolden, RB

Battle of Florida
(Boca Raton, Fla.)

2012 Enrique Davis, RB

Raycom College All-Star Classic
(Montgomery, Ala.)

2013 Gilbert Pena, DT

College All-Star Bowl
(Greenville, S.C.)

2014 Tyler Campbell, P
Jeff Scott, RB
Evan Swindall, C

Medal of Honor Bowl
(Charleston, S.C.)

2014 Emmanuel McCray, OL
2015 Serderius Bryant, LB

Tropical Bowl

(Daytona Beach, Fla.)
2017 Herbert Moore, DT
Markell Pack, WR

ALL-SOUTH

Elmer Allen, T, 1971 (CA)
Rex Reed Boggan, T, 1954
Johnny Brewer, E, 1960
Glenn Cannon, S, 1969 (CA)
Dennis Coleman, DE, 1970
Charles Conerly, HB, 1947
Paige Cothren, FB, 1955
Jimmy Crawford, G, 1948-49
Eagle Day, QB, 1955
John (Kayo) Dottley, FB, 1949-50
Hap Farber, 1969 (CA)
Charlie Flowers, FB, 1959
Floyd Franks, SE, 1970 (CA)
Jake Gibbs, QB, 1960
Kline Gilbert, T, 1952
Parker Hall, HB, 1938
Gene Hickerson, T, 1957
Frank M. Kinard, T, 1937
Archie Manning, QB, 1970 (CA)
Harold Maxwell, E, 1951
Worthy McClure, OT, 1970 (CA)
Bobby McCool, FB, 1953
Crawford Mims, G, 1953
Buz Morrow, DT, 1969 (CA)
Allen Muirhead, HB, 1954
Jimmy Patton, HB, 1952
Ray Poole, E, 1946
Wimpy Winther, C, 1970 (CA)

SOPHOMORE ALL-SOUTHEASTERN

1949 -- Don Blanchard, E
Rocky Byrd, B

1957 -- Johnny Brewer, E

1958 -- Richard Price, G

1959 -- Ralph Smith, E

1960 -- Treva "Bookie" Bolin, G

1962 -- Allen Brown, E

1963 -- Stan Hindman, G

1964 -- Rocky Fleming, E

1965 -- Jimmy Keyes, DG
Bruce Newell, DB
Dan Sartin, DT
Jim Urbanek, DT

1967 -- Buz Morrow, DT

1968 -- Dennis Coleman, DE
Ray Heidel, DB
Skip Jernigan, OG

1969 -- Paul Dongieux, LB
Bobby Knight, DB

1970 -- Tommy Monsour, LB

1971 -- Burney Veasey, TE
Bob Bailless, LB

1972 -- Bill Malouf, SE

1979 -- John Fourcade, QB

OLE MISS ATHLETIC DIRECTORS



Ed Walker
1930-37



Harry Mehre
1938-45



C.M. "Tad" Smith
1946-71



Bruiser Kinard
1971-73



John Vaught
1973-78



Warner Alford
1978-94



Robert Khayat
(Interim) 1994



Pete Boone
1995-98; 2002-12



Eddie Crawford
(Interim) 1998



John Shafer
1998-2002



Ross Bjork
2012-19



Keith Carter
2019-Pres.

ALL-TIME DRAFT SELECTIONS

YEAR	RND	PICK	NAME, POSITION	TEAM
1937	7	64	Jim Poole, E	New York Giants
1938	3	18	Frank (Bruiser) Kinard, T	Brooklyn
1939	10	85	Kimble Bradley, B	Brooklyn
1939	1	3	Parker Hall, B	Cleveland
1940	19	172	Bill Schneller, B	Philadelphia
1941	13	118	George Kinard, G	Brooklyn
1941	14	121	Les Dodson, B	Philadelphia
1942	1	8	Merle Hapes, B	New York Giants
1942	18	168	Junie Hovious, B	New York Giants
1943	12	110	Dan Wood, C	Washington
1943	14	130	Oscar Britt, G	Washington
1944	13	125	Ray Poole, E	New York Giants
1944	15	147	Ollie Poole, E	New York Giants
1945	6	53	Barney Poole, E	New York Giants
1945	13	127	Charlie Conerly, QB	Washington
1946	14	123	Bob McCain, E	Pittsburgh
1946	26	243	Clarence Castle, B	Pittsburgh
1946	32	299	Mike Campbell, E	Washington
1947	8	65	H.A. Smith, E	Chicago Bears
1947	2	11	Charlie Conerly, QB	Brooklyn (AAFC)
1948	6	36	Bill Erickson, T	New York Giants
1948	29	268	Buddy Bowen, B	Washington
1948	15	93	Bill Erickson, T	Los Angeles Dons
1948	9	52	Barney Poole, E	N.Y. Yankees (AAFC)
1949	5	47	Earl Howell, B	Los Angeles Rams
1949	11	109	Jerry Tibbler, B	Chicago Bears
1949	11	111	Bobby Wilson, B	Philadelphia
1949	20	196	Ben Mann, G	Pittsburgh
1949	13	95	Roland Dale, T	Brooklyn (AAFC)
1949	25	165	Phil Poole, G	Chicago Hornets (AAFC)
1949	19	142	Jerry Tibbler, B	Los Angeles Dons
1949	29	154	Jim Clark, G	Los Angeles Dons
1950	2	24	John (Kayo) Dottley, B	Chicago Bears
1950	9	118	Bobby Wilson, B	Philadelphia
1950	20	258	Jim (Tank) Crawford, G	Chicago Bears
1950	21	267	Bill Stribling, E	New York Giants
1951	6	68	Ken Farragut, C	Philadelphia
1952	5	53	Mel Sinquefield, C	Dallas Texans
1952	10	118	Carl West, B	San Francisco
1952	20	239	Rex Boggan, T	New York Giants
1952	21	250	Arnold (Showboat) Boykin, B	Detroit
1952	23	271	Ken Barfield, T	Washington
1952	23	274	Hal Maxwell, E	Detroit
1953	6	68	Kline Gilbert, T	Chicago Bears
1953	14	162	Charley Montgomery, T	Pittsburgh

YEAR	RND	PICK	NAME, POSITION	TEAM
1953	16	183	Jimmy Lear, B	Chicago Cardinals
1953	16	184	Jim Slay, E	Washington
1953	18	214	Marv Trauth, T	Philadelphia
1953	23	270	Jim Mask, E	Chicago Bears
1954	1	10	Ed Beatty, C	Los Angeles Rams
1954	18	209	Crawford Mims, G	New York Giants
1954	23	268	Pete Mangum, B	New York Giants
1954	23	273	Harold Lofton, B	Philadelphia
1955	8	92	Jimmy Patton, B	New York Giants
1955	10	116	Lea Paslay, B	New York Giants
1955	21	252	Jim Walters, T	Detroit
1956	2	25	Billy Kinard, B	Cleveland
1956	13	153	Eddie Crawford, B	New York Giants
1956	15	176	Buddy Alliston, G	Green Bay
1956	17	195	Dick Weiss, T	San Francisco
1956	17	203	Eagle Day, QB	Washington
1956	18	208	Billy Yelverton, T	San Francisco
1956	23	273	Bob (Slick) McCool, B	New York Giants
1956	26	308	Dick Goehle, T	Green Bay
1957	7	78	Gene Hickerson, T	Cleveland
1957	17	205	Jerry Stone, C	New York Giants
1957	22	256	Paige Cothren, B	Los Angeles Rams
1958	5	50	Ray Brown, B	Baltimore
1958	6	70	Billy Lott, B	New York Giants
1958	12	140	Leroy Reed, B	Pittsburgh
1958	16	190	John West, T	New York Giants
1958	20	232	Kent Lovelace, B	Philadelphia
1958	21	246	Jackie Simpson, G	Washington
1958	23	268	Billy Templeton, E	Philadelphia
1958	23	273	Billy Hurst, B	New York Giants
1959	5	60	Don Churchwell, G	Baltimore
1959	12	142	Charlie Flowers, B	New York Giants
1959	13	156	Rudi Smith, T	Baltimore
1959	19	228	Milt Crain, C	Baltimore
1959	20	233	Billy Brewer, B	Washington
1960	2	24	Marvin (Bo) Terrell, G	Baltimore
1960	4	41	Johnny Brewer, E	Cleveland
1960	6	69	Bob Khayat, G	Cleveland
1960	6	72	George Blair, B	New York Giants
1960	9	104	Ken Kirk, C	Chicago Bears
1960	11	127	Bobby Franklin, B	Cleveland
1960	15	178	Larry Grantham, E	Baltimore
1960	A		Billy Brewer, QB	Boston (AFL)
1960	A		Larry Grantham, E	N.Y. Jets (AFL)
1960	A		Bob Khayat, T	Buffalo (AFL)



Michael Oher was selected 23rd overall by the Baltimore Ravens in the 2009 NFL Draft.

YEAR	RND	PICK	NAME, POSITION	TEAM
1960	A		Ken Kirk, C	Buffalo (AFL)
1960	A		Marvin (Bo) Terrell, G	Dallas Texans (AFL)
1960	A		Bobby Franklin, QB	L.A. Chargers (AFL)
1960	A		Charlie Flowers, FB	L.A. Chargers (AFL)
1960	B		Don Churchwell, G	Oakland (AFL)
1960	B		Billy Lott, HB	Oakland (AFL)
1961	1	10	Bobby Crespino, E	Cleveland
1961	5	67	Jerry Daniels, E	New York Giants
1961	8	109	Allen Green, C	New York Giants
1961	9	125	Jake Gibbs, QB	Cleveland
1961	11	151	Bob Benton, T	New York Giants
1961	13	171	Doug Elmore, B	Washington
1961	15	209	Charley Taylor, B	Cleveland
1961	6		Jake Gibbs, QB	Houston (AFL)
1961	6	44	Bobby Crespino, HB	Oakland (AFL)
1961	8		Dick Price, G	Oakland (AFL)
1961	10		Jerry Daniels, E	Dallas Texans (AFL)
1961	23		Jim Anderson, FB	Houston (AFL)
1962	3	36	Billy Ray Adams, FB	San Francisco
1962	4	54	Glynn Griffing, QB	New York Giants
1962	5	58	Treva (Bookie) Bolin, G	New York Giants
1962	5	65	Chuck Morris, B	Green Bay
1962	6	76	Jerry Brown, G	San Francisco
1962	8	111	Ralph (Catfish) Smith, E	Philadelphia
1962	9	120	Jim Roberts, T	San Francisco
1962	12		Ralph (Catfish) Smith, E	San Diego (AFL)
1962	14		Treva (Bookie) Bolin,	Dallas Texans (AFL)
1962	14		Glynn Griffing, QB	Houston (AFL)
1962	16		Billy Ray Adams, FB	Houston (AFL)
1962	26		Chuck Morris, HB	New York Titans (AFL)
1962	26		Jim Roberts, T	Denver (AFL)
1962	31		Doug Elmore, HB	San Diego (AFL)
1962	32		Charley Taylor, HB	Boston (AFL)
1963	1	3	Jim Dunaway, T	Minnesota
1963	3	40	Louis Guy, B	Philadelphia
1963	4	48	Whaley Hall, T	Dallas Cowboys
1963	9	124	Ken Dill, LB	Detroit
1963	2		Jim Dunaway, T	Buffalo (AFL)
1963	7		Louis Guy, HB	New York Titans (AFL)
1963	14		Whaley Hall, T	Boston (AFL)
1963	26		Ken Dill, C	San Diego (AFL)
1964	4	45	Perry Lee Dunn, QB	Dallas
1964	9	114	Larry Smith, B	Philadelphia
1964	10	135	Bobby Robinson, G	Cleveland
1964	15	208	Chuck Hinton, G	New York Giants
1964	19	264	Frank Kinard, HB	New York Giants
1964	20	268	Tommy Lucas, G	Philadelphia
1964	3		Perry Lee Dunn, DB	San Diego (AFL)

FIRST-ROUND DRAFT PICKS


YEAR	PICK	PLAYER	POSITION	TEAM	NFL CAREER
1939	3	Parker Hall	Back	Cleveland Rams	1939-42
1942	8	Merle Hapes	Back	New York Giants	1942, 1946
1954	10	Ed Beatty	Center	Los Angeles Rams	1955-61
1961	10	Bobby Crespino	Tight End	Cleveland Browns	1961-68
1963	3	Jim Dunaway	Defensive Tackle	Minnesota Vikings	1963-72
1966	11	Stan Hindman	Defensive Tackle	San Francisco 49ers	1966-71; 1973-74
1966		Mike Dennis	Halfback	Buffalo Bills (AFL)	1966; 1968-70
1971	2	Archie Manning	Quarterback	New Orleans Saints	1971-84
1985	18	Freddie Joe Nunn	Linebacker	St. Louis Cardinals	1985-96
1990	18	Tony Bennett	Linebacker	Green Bay Packers	1990-97
1991	20	Kelvin Pritchett	Defensive Tackle	Dallas Cowboys	1991-2004
1994	20	Tim Bowens	Defensive Tackle	Miami Dolphins	1994-2004
1998	29	John Avery	Running Back	Miami Dolphins	1998-99; 2002
2001	23	Deuce McAllister	Running Back	New Orleans Saints	2001-09
2004	1	Eli Manning	Quarterback	San Diego Chargers	2004-2019
2005	26	Chris Spencer	Center	Seattle Seahawks	2005-14
2007	11	Patrick Willis	Linebacker	San Francisco 49ers	2007-14
2009	23	Michael Oher	Offensive Tackle	Baltimore Ravens	2009-2019
2009	24	Peria Jerry	Defensive Tackle	Atlanta Falcons	2009-14
2016	13	Laremy Tunsil	Offensive Tackle	Miami Dolphins	2016-present
2016	23	Laquon Treadwell	Wide Receiver	Minnesota Vikings	2016-present
2016	29	Robert Nkemdiche	Defensive Tackle	Arizona Cardinals	2016-present
2017	23	Evan Engram	Tight End	New York Giants	2017-present

1964	18	Bobby Robinson, G-LB	San Diego (AFL)
1964	22	Chuck Hinton, C	San Diego (AFL)
1964	25	Tommy Lucas, G	San Diego (AFL)
1964	26	Frank Kinard, FB	San Diego (AFL)
1965	3	38 Allen Brown, E	Green Bay
1965	5	59 Jim Harvey, T	Green Bay
1965	5	62 Frank Lambert, E	New York Giants
1965	5	69 Bill Irwin, T	Cleveland
1965	9	124 Jimmy Heidel, B	St. Louis
1965	2	Jim Harvey, T	Oakland (AFL)
1965	3	Allen Brown, E	San Diego (AFL)
1965	3	Jimmy Heidel, DB	New York Jets (AFL)
1965	5	Jerry Crumpler, T	Houston (AFL)
1965	8	John Maddox, E	Denver (AFL)
1965	10	Frank Lambert, K-E	New York Jets (AFL)
1965	12	Jim Weatherly, DB	Boston (AFL)
1966	1	11 Stan Hindman, G	San Francisco
1966	3	33 Mike Dennis, HB	Atlanta
1966	4	53 Bill Clay, DB	Washington
1966	15	230 Lee Garner, LB	Baltimore
1966	C	Perry Lee Dunn, HB	Atlanta
1966	C	Bobby Franklin, S	Atlanta
1966	1	Mike Dennis, HB	Buffalo (AFL)
1966	2	Stan Hindman, G	Houston (AFL)
1966	5	Bill Clay, DB	Denver (AFL)
1966	7	Brent Caston, DB	Boston (AFL)
1966	9	Lee Garner, LB	Houston (AFL)
1967	5	124 Gerald Warfield, HB	Oakland
1967	6	145 Doug Cunningham, HB	San Francisco
1967	8	207 Tommy Luke, DB	Buffalo
1967	15	370 Marvin McQueen, LB	Houston
1967	D	Jimmy Heidel, DB	New Orleans
1968	2	35 Jimmy Keyes, LB-K	Miami
1968	2	49 Mac Haik, E	Houston
1968	4	106 Alan Bush, G	Chicago Bears
1968	3	62 Jim Urbanek, T	Miami
1968	3	75 Bob Vaughn, T	Denver
1968	4	103 Dan Sartin, T	New Orleans
1968	7	179 Jerry Richardson, LB	San Francisco
1968	9	239 Mac MacClure, LB	Kansas City
1968	12	304 Bobby Hendrix, T	Denver
1970	5	106 Glenn Cannon, DB	New Orleans
1970	7	181 Hap Farber, LB	Minnesota
1970	9	233 George Morrow, DE	Minnesota
1970	16	410 Claude Herard, DT	New York Jets
1970	17	430 Julian Fagan, P	Houston
1971	1	2 Archie Manning, QB	New Orleans
1971	4	88 Wimpy Winther, C	New Orleans
1971	4	103 Adam Mitchell, T	Dallas



Eli Manning was selected with the first overall pick in the 2004 NFL Draft, becoming the first Ole Miss player to ever be taken number one.

YEAR	RND	PICK	NAME, POSITION	TEAM
1971	5	128	Fred Brister, LB	Pittsburgh
1971	6	151	Dennis Coleman, LB	Miami
1971	6	154	Wyck Neely, DB	Philadelphia
1971	7	164	Worthy McClure, T-G	Pittsburgh
1971	11	266	Vernon Studdard, WR	New York Jets
1971	12	295	Floyd Flanks, WR	Denver
1972	6	136	Elmer Allen, LB	Houston
1972	11	267	Paul Dongieux, LB	New Orleans
1972	13	326	Preston Carpenter, DE	Philadelphia
1973	10	241	Bill Barry, WR	Chicago Bears
1974	4	99	Norris Weese, QB	Los Angeles Rams
1974	7	162	Burney Veazey, TE	New York Jets
1975	16	392	Bill Malouf, QB	Baltimore
1976	3	78	Ben Williams, DT	Buffalo
1976	9	242	James Reed, RB	Cleveland
1976	11	305	Paul Hofer, RB	San Francisco
1978	6	156	Kem Coleman, LB	New England
1978	7	172	George Plasketes, LB	Green Bay
1979	9	241	Curtis Weathers, TE	Cleveland
1979	11	302	Eddie Cole, LB	Detroit
1980	3	65	Jim Miller, P	San Francisco
1981	7	185	Ken Toler, WR	New England
1981	9	247	Chuck Commiskey, C	Philadelphia
1983	10	255	Melvin Brown, DB	Minnesota
1983	11	301	Mike Harmon, WR	New York Jets
1984	2	46	Andre Townsend, DE	Denver
1984	11	286	Buford McGee, RB	San Diego
1985	1	18	Freddie Joe Nunn, LB	St. Louis
1985	3	79	Tim Moffett, WR	L.A. Raiders
1985	5	129	Lee Davis, DB	Cincinnati
1985	7	173	James Harbour, WR	Indianapolis
1985	8	219	Barry Wilburn, DB	Washington
1986	10	250	Benton Reed, DE	Tampa Bay
1986	12	312	Kent Austin, QB	St. Louis
1987	7	191	Bill Smith, P	Green Bay
1987	9	245	Jonathan Shelley, DB	San Francisco
1987	11	294	Mario Perry, TE	L.A. Raiders
1988	4	96	J.R. Ambrose, WR	Kansas City
1988	9	234	Todd Irvin, T	Detroit
1988	9	243	Jeff Herrrod, LB	Indianapolis
1989	2	56	Wesley Walls, TE	San Francisco
1989	7	181	Stevon Moore, DB	New York Jets
1989	10	272	Rodney Lowe, LB	New York Giants
1989	12	317	Joe Mickles, RB	Washington
1990	1	18	Tony Bennett, LB	Green Bay
1990	8	194	Willie Green, WR	Cincinnati
1990	9	237	Pat Coleman, WR	Houston
1991	1	20	Kelvin Pritchett, DT	Dallas
1991	4	92	Randy Baldwin, RB	Minnesota
1992	3	79	Tyji Armstrong, TE	Tampa Bay
1992	8	219	Vincent Brownlee, WR	New York Jets
1993	5	133	Everett Lindsay, T	Minnesota
1993	8	199	Chad Brown, DE	Phoenix
1993	8	211	Marquise Thomas, LB	Indianapolis
1994	1	20	Tim Bowens, DT	Miami
1994	4	131	Dewayne Dotson, LB	Dallas
1995	4	117	Jeff Miller, OT	Green Bay
1995	4	129	Alundis Brice, DB	Dallas
1995	5	145	Roell Preston, WR	Atlanta
1995	5	158	Norman Hand, DT	Miami
1996	2	47	Fred Thomas, CB	Seattle
1997	7	228	Kris Mangum, TE	Carolina
1998	1	29	John Avery, RB-KR	Miami
1998	7	219	Nate Wayne, LB	Denver
2000	2	53	Todd Wade, OT	Miami
2000	3	72	Kendrick Clancy, DT	Pittsburgh
2000	5	131	Tutan Reyes, OT	New Orleans
2001	1	23	Deuce McAllister, RB	New Orleans
2001	2	40	Ken Lucas, DB	Seattle
2001	3	63	Derrick Burgess, DE	Philadelphia
2002	3	93	Terrence Metcalf, OG	Chicago
2003	5	157	Ben Claxton, C	Denver
2004	1	1	Eli Manning, QB	San Diego
2004	4	123	Stacy Andrews, OT	Cincinnati
2004	6	173	Von Hutchins, CB	Indianapolis
2004	6	200	Charlie Anderson, DE	Houston
2005	1	26	Chris Spencer, C	Seattle
2005	2	49	Marcus Johnson, OT	Minnesota
2005	7	221	Rick Razzano, FB	Tampa Bay
2006	6	186	Tré Stallings, OG	Kansas City
2007	1	11	Patrick Willis, LB	San Francisco
2007	7	221	Trumaine McBride, CB	Chicago
2009	1	23	Michael Oher, OT	Baltimore



Laqun Treadwell became the first Ole Miss wide receiver selected in the first round when the Vikings selected him with the 23rd pick of the 2016 NFL Draft.

YEAR	RND	PICK	NAME, POSITION	TEAM
2009	1	24	Peria Jerry, DT	Atlanta
2009	3	84	Mike Wallace, WR	Pittsburgh
2009	7	231	Jamarca Sanford, S	Minnesota
2010	2	36	Dexter McCuster, RB-WR	Kansas City
2010	3	73	John Jerry, OG	Miami
2010	5	136	Kendrick Lewis, S	Kansas City
2010	6	175	Greg Hardy, DE	Carolina
2011	6	199	Jerrell Powe, DT	Kansas City
2012	4	112	Bobby Massie, OT	Arizona
2014	3	90	Donte Moncrief, WR	Indianapolis
2015	2	56	Senquez Golson, CB	Pittsburgh
2016	1	13	Laremy Tunsil, OT	Miami
2016	1	23	Laqun Treadwell, WR	Minnesota
2016	1	29	Robert Nkemdiche, DT	Arizona
2016	5	174	Fahn Cooper, OT	San Francisco
2016	6	199	Cody Core, WR	Cincinnati
2017	1	23	Evan Engram, TE	New York Jets
2017	6	198	D.J. Jones, DT	San Francisco
2017	6	204	Derrick Jones, DB	New York Jets
2017	7	253	Chad Kelly, QB	Denver
2018	2	46	Breeland Speaks, DE	Kansas City
2018	4	136	Marquis Haynes, DE	Carolina
2018	5	169	Jordan Wilkins, RB	Indianapolis
2018	7	252	Rod Taylor, OL	Cincinnati
2019	2	37	Greg Little, OL	Carolina
2019	2	51	A.J. Brown, WR	Tennessee
2019	2	64	D.K. Metcalf, WR	Seattle
2019	3	96	Dawson Knox, TE	Buffalo
2019	7	246	Javon Patterson, OL	Indianapolis
2019	7	252	Ken Webster, DB	New England
2021	2	34	Elijah Moore, WR	New York Jets
2021	4	142	Royce Newman, WR	Green Bay
2022	2	56	Sam Williams, OL	Dallas
2022	3	94	Matt Corral, QB	Carolina
2022	5	154	Snoop Conner, RB	Jacksonville
2022	6	219	Chance Campbell, LB	Tennessee
2022	7	225	Mark Robinson, LB	Pittsburgh
2022	7	236	Deane Leonard, DB	San Diego
2023	2	39	Jonathan Mingo, WR	Carolina
2023	4	124	Tavius Robinson, DE	Baltimore
2023	6	215	Zach Evans, RB	Los Angeles Rams
2023	7	230	Nick Broeker, OL	Buffalo


A — Selected in the first of two groups chosen during American Football League's first draft in 1960
 B — Allocation Draft by Oakland in 1960 after first seven teams froze 11 players
 C — Selected in 1966 Atlanta Falcons expansion draft
 D — Selected in 1967 New Orleans Saints expansion draft

REBELS IN THE PROS

Adeboyejo, Quincy, WR: Baltimore (NFL), 2017-18; New England (NFL), 2019 (PS), 2020 (IR); Michigan Panthers (USFL), 2022
 Allen, Elmer, LB: Montreal (CFL), 1972
 Aldridge, Walter (Bo), T: Richmond (CONT), 1965
 Alliston, Vaughn (Buddy), G-LB: Winnipeg (CFL), 1956-58; Denver (AFL), 1960
 Ambrose, J. R., WR: Green Bay (NFL), 1988
 Anderson, Charlie, LB: Houston (NFL), 2004-05-06-07; Miami (NFL), 2008-09; Kansas City (NFL), 2010
 Andrews, Stacy, OT: Cincinnati (NFL), 2004-05-06-07-08; Philadelphia (NFL), 2009; Seattle (NFL), 2010; New York Giants (NFL), 2011
 Armstead, Jason, WR: Ottawa (CFL), 2004-05; Saskatchewan (CFL), 2006-07; 2009; Hamilton (CFL), 2007; Winnipeg (CFL), 2008; Montreal (CFL), 2008; Edmonton (CFL), 2010-11
 Armstrong, Tyji, TE: Tampa Bay (NFL), 1992-93-94-95; Dallas (NFL), 1996; Amsterdam (NFL-EU), 1998; St. Louis (NFL), 1998; All-Rookie, 1992
 Austin, Kent, QB: St. Louis (NFL), 1986; Saskatchewan (CFL), 1987-88-89-90-91-92-93; British Columbia (CFL), 1994; Toronto (CFL), 1995; Winnipeg (CFL), 1996—Grey Cup MVP, 1989; CFL Western All-Star, 1990; CFL All-Canadian All-Star, 1990
 Avery, John, RB: Miami (NFL), 1998-99; Denver (NFL), 1999; Chicago (XFL), 2001; Edmonton (CFL), 2002; Minnesota (NFL), 2003; Toronto (CFL), 2004-05-06-07—CFL PR All-Star, 2002
 Baldwin, Randy, RB: Minnesota (NFL), 1991; Cleveland (NFL), 1991-92-93-94; Carolina (NFL), 1995; San Francisco (NFL), 1995; Baltimore (NFL), 1996
 Barfield, Ken, T: Washington (NFL), 1954
 Beatty, Ed, C: San Francisco (NFL), 1955-56; Pittsburgh (NFL), 1957-61; Washington (NFL), 1961
 Bennett, Bryon, DL: Spokane (IF), 2016
 Bennett, Tony, OLB: Green Bay (NFL), 1990-91-92-93; Indianapolis (NFL), 1994-95-96-97
 Bernard, Dave, HB: Cleveland (NFL), 1944-45
 Biddle, Tave, WR: Carolina (NFL), 2006; Tampa Bay (NFL), 2007 (PS); New York Giants (NFL), 2008; Florida Tuskers (UFL), 2009
 Bilbo, Jonathan, P, T: Chicago Cardinals (NFL), 1938-39
 Bingham, Dwight, DE: Atlanta (NFL), 1987
 Blair, Earl, HB: Toronto (CFL), 1956
 Blair, George, DHB: San Diego (AFL), 1961-62-63-64
 Boggan, Rex Reed, T: New York (NFL), 1955
***Bolden, Brandon, RB:** New England (NFL), 2012-13-14-15-16-17; Miami (NFL), 2018; New England (NFL), 2019, 2020 (Opted Out), 2021; Las Vegas (NFL), 2022
 Bolin, Bookie, OG: New York (NFL), 1962-63-64-65-66-67; Minnesota (NFL), 1968-69
 Bonner, Antonious, DB: Ottawa (CFL), 1995; Toronto (CFL), 1997-98-99-2000-01-02-03-04-05-06
 Bouldin, Daronte, OL: Memphis (AAF), 2018; Tampa Bay (XFL), 2019
 Bowens, Tim, DT: Miami (NFL), 1994-95-96-97-98-99-2000-01-02-03-04—AFC Rookie of Year, 1994; All-Rookie, 1994; Pro Bowl, 1998-02
 Boykin, McKinley, DL: Cologne (NFL-EU), 2007; New Orleans (NFL), 2007; Florida (UFL), 2009-10; Virginia (UFL), 2011; Orlando (UFL), 2012; Virginia (UFL), 2012
 Bozeman, Michael, DT: Atlanta (NFL), 2006 (PS); Rhein (NFL-EU), 2007; Denver (NFL) 2007 (PS)
 Brassell, Nick, WR: Nebraska (IFL), 2016
 Brewer, Billy, DHB: Washington (NFL), 1960
 Brewer, Johnny, TE-LB: Cleveland (NFL), 1961-62-63-64-65-66-67; New Orleans (NFL), 1968-69-70—Pro Bowl 1966
 Brice, Alundis, DB: Dallas (NFL), 1995-96; Frankfurt (NFL-EU), 1997; Toronto (CFL), 1999; Saskatchewan (CFL), 2000
 Brinkley, Lester, DT-OL-DL: Pittsburgh (NFL), 1989 (DS), Dallas (NFL), 1990;
 Britt, Oscar, G: Washington (NFL), 1946
***Brown, A.J., WR:** Tennessee (NFL), 2019-20-21; Philadelphia (NFL), 2022—All-Pro, 2022—Pro Bowl, 2020-22
 Brown, Allen, TE: Green Bay (NFL), 1966-67
***Brown, Ben, C:** Cincinnati (NFL), 2022 (IR)
 Brown, Chad, DT: Phoenix (NFL), 1993-94-95
***Brown, Fadol, DE:** Oakland (NFL), 2017-18; Green Bay (NFL), 2019; Chicago (NFL), 2019 (PS),



A.J. BROWN



BRANDON BOLDEN

DC (XFL) 2023
 Brown, Melvin, DB: Minnesota (NFL), 1983 (IR)-84 (IR)
 Brown, Raymond, QB-DS-P: Baltimore (NFL), 1958-59-60
 Brownlee, Vincent, WR: British Columbia (CFL), 1993
 Bryant, Serderius, LB: Ottawa (CFL), 2016-17
 Burgess, Derrick, DE: Philadelphia (NFL), 2001-02-03(IR)-04, 2010; Oakland (NFL), 2005-06-07-08; New England (NFL) 2009—Pro Bowl, 2005-06
 Burton, Pierce, OT: Carolina (NFL), 2015 (PS), Atlanta (NFL), 2015 (PS); Indianapolis (NFL), 2015-16 (PS); Ottawa (CFL), 2018
 Caldwell, Jim, G: Calgary (CFL), 1954
 Calicchio, Lonny, P: Philadelphia (NFL), 1997
***Campbell, Chance, ILB:** Tennessee (NFL), 2022 (IR)
 Churchwell, Hanson (Bull), DB: Washington (NFL), 1959; Oakland (AFL), 1960
 Clancy, Kendrick, DL: Pittsburgh (NFL), 2000-01-02-03-04; New York Giants (NFL), 2005; Arizona (NFL), 2006; New Orleans (NFL), 2007-08-09
 Claxton, Ben, C: Cleveland (NFL), 2003 (PS); Miami (NFL), 2003 (PS); Tampa Bay (NFL), 2003 (PS)-04; Berlin (NFL-EU), 2004-05; Atlanta (NFL), 2005-06; Detroit (NFL), 2008 (PS); Arizona (NFL) 2009-10—All-NFL Europe, 2004-05
 Clay, Bill, DS: Washington (NFL), 1966
***Coatney, Josiah, DL:** San Francisco (NFL), 2020 (PS); Arlington (XFL), 2022
 Cole, Eddie, LB: Detroit (NFL), 1979-80
 Coleman, Cliff, DB: Montreal (CFL), 2015
 Coleman, Dennis, LB: New England (NFL), 1971; Calgary (CFL), 1972-73
 Coleman, Justin, DB: Winnipeg (CFL), 2004-05
 Coleman, Kem, LB: New England (NFL), 1978 (IR)-79 (IR)
 Coleman, Pat, WR: Houston (NFL), 1990; New England (NFL), 1990; Houston (NFL), 1991-92-93-94
 Collier, Tony, DB: British Columbia (CFL), 1994-95-96-97; Winnipeg (CFL), 1998
 Collins, Chris, WR: Pittsburgh (NFL), 2004 (PS); Hamburg (NFL-EU), 2005
 Collins, Milton, DB: Calgary (CFL) 2008-09-10-11
 Cooper, Fahn, OT: San Francisco (NFL), 2016 (PS); Indianapolis (NFL), 2017 (PS)
 Cooper, Josh, DL: San Francisco (NFL), 2004; Frankfurt (NFL-EU), 2006; New Orleans (NFL), 2006-07; Florida Tuskers (UFL), 2009
 Commiskey, Chuck, OG: Philadelphia (NFL), 1981-82; Philadelphia-Baltimore (USFL), 1983-84-85; New Orleans (NFL), 1986-87-88
 Conerly Charlie, QB: New York (NFL), 1948-61 (14 Seasons)—All-Pro, 1948, 1957; Pro Bowl, 1950, 1956; NFL Rookie of the Year, 1948
***Conner, Snoop, RB:** Jacksonville (NFL), 2022
***Core, Cody, WR:** Cincinnati (NFL), 2016-17-18; New York Giants (NFL), 2019, 2020 (IR); Miami (NFL), 2021 (PS), 2022 (PS)
***Corral, Matt, QB:** Carolina (NFL), 2022 (IR)
 Cothren, Paige, FB-KS: Los Angeles (NFL), 1957-58; Philadelphia (NFL), 1959
 Crain, Milton, C: Montreal (CFL), 1959-60-61-62-63-64; Saskatchewan (CFL), 1964; Toronto (CONT), 1966-67
 Crawford, Eddie, Safety/Flanker: New York (NFL), 1957
 Crespino, Bobby, TE: Cleveland (NFL), 1961-62-63; New York (NFL), 1964-65-66-67-68
 Cunningham, Doug, RB: San Francisco (NFL), 1967-68-69-70-71-72-73; Washington (NFL), 1974
 Dale, Ronald, DE: Washington (NFL), 1950
 Davis, Lee, DB: Cincinnati (NFL), 1985; Seattle (NFL), 1985-86; Indianapolis (NFL), 1987
 Day, Eagle, QB: Winnipeg (CFL) 1956-57-58; Washington (NFL), 1959-60; Calgary (CFL), 1961-62-63-64-65-66-67; Toronto (CONT), 1967; Charleston (CONT), 1967; Toronto (CFL), 1968—All Pro, 1961-62;—Western Division Most Valuable Player (CFL), 1962
 Dennis, Mike, TB: Los Angeles (NFL), 1966 (IR); 1968-69-70 (IR)
 Dixon, Johnny, DB-LB: Shreveport (CFL), 1995; Frankfurt (WLAFL), 1995-96-97; Amsterdam (NFL-EU), 1998
 Dodson, Leslie, HB: Pittsburgh (NFL), 1941
 Dotson, Dewayne, FB-LB: Miami (NFL), 1994-95; 1997



MATT CORRAL




SNOOP CONNER

Dottley, John (Kayo), FB: Chicago (NFL), 1951-52-53—Pro Bowl, 1951
***Drummond, Dontario, WR:** Dallas (NFL), 2022 (PS)
 Dunaway, Jim, DT: Buffalo (AFL), 1963-64-65-66-67-68-69; (NFL), 1970-71; Miami (NFL), 1972—All-Pro, 1966, 1968; Pro Bowl, 1965-66-67-68
 Dunn, Perry Lee, RB: Dallas (NFL), 1964-65; Atlanta (NFL), 1966-67-68; Baltimore (NFL), 1969
***Ealy, Jerrion, RB:** Kansas City (NFL), 2022 (IR)
 Elam, Shane, LB: San Francisco (NFL), 2001; Atlanta (NFL), 2001
 Elmore, Doug, DHB: Washington (NFL), 1962; Calgary (CFL), 1963
Elston, Trae, DB: Tampa Bay (NFL), 2016 (PS); Cleveland (NFL), 2016; Philadelphia (NFL), 2017; Buffalo (NFL), 2017; Miami (NFL), 2017; New Orleans (NFL), 2019 (PS); Houston (XFL), 2019; New Jersey (USFL), 2021-22-23
***Engram, Evan, TE:** New York Giants (NFL), 2017-18-19-20-21; Jacksonville (NFL) 2022—All-Rookie, 2017; Pro Bowl, 2020
 Erickson, Bill, G: New York (NFL), 1948
 Espy, Mike, WR: Washington (NFL), 2006-07 (IR)
 Fagan, Julian, P: New Orleans (NFL), 1970-71-72; New York Jets (NFL), 1973
 Farber, Hap, LB: Minnesota (NFL), 1961; New Orleans (NFL), 1970
 Farragut, Ken, C: Philadelphia (NFL), 1951-52-53-54; Pro Bowl, 1953
 Flowers, Charlie, FB: San Diego (AFL), 1960-61; New York (AFL), 1962
 Ford, Artis, DT-OL-DL: Cincinnati (NFL), 1993; Calgary (CFL), 1994 (PS);
 Fourcade, John, QB: British Columbia (CFL), 1982; Memphis (USFL), 1984; New Orleans (NFL), 1987-88-89-90
 Fourcade, Keith, LB: Hamilton (CFL), 1987; New Orleans (NFL), 1987
 Franklin, Bobby, DS: Cleveland (NFL), 1960-61-62-63-64-65-66
 French, Rufus, TE: Seattle (NFL), 1999-2000
***Gates, DeMarquis, LB:** Memphis (AAF), 2019; Houston (XFL), 2019; Saskatchewan (CFL), 2020-21; Birmingham (USFL), 2022; Chicago (NFL), 2022
 Gilbert, Kline, OT: Chicago (NFL), 1953-54-55-56-57—Pro Bowl, 1957
 Golson, Senquez, CB: Pittsburgh (NFL), 2015-16 (IR); Tampa Bay (NFL), 2017 (PS)
 Grantham, Larry, LB: New York (AFL), 1960-61-62-63-64-65-66-67-68-69; (NFL), 1970-71-72; Florida (WFL), 1974—All-Pro, 1960-61-62-63-64; Pro Bowl, 1962-63-64, 1966, 1969
 Green, Allen, KS: Dallas (NFL), 1961; Alabama (CONT), 1968-69
 Green, Marshay, DB: Arizona, (NFL), 2010-11; Indianapolis, (NFL), 2012; Saskatchewan (CFL), 2014-15
 Green, Willie, WR: Detroit (NFL), 1990 (IR)-91-92-93; Tampa Bay (NFL), 1994; Carolina (NFL), 1995-96; Denver (NFL), 1997-98
 Green-Ellis, BenJarvus, RB: New England (NFL), 2008-09-10-11; Cincinnati (NFL), 2012-13
 Greenwich, Duke, HB-DB: Chicago (NFL), 1944
 Grice, Shane, OL-DL: Chicago (NFL), 2001; Tampa (NFL), 2001
 Griffin, Malakia, DB: Edmonton (CFL), 1998
 Griffin, Wade, OG: Baltimore (NFL), 1977-78-79-80-81-82-83
 Griffing, Glynn, QB: New York (NFL), 1963; Orlando (CONT), 1966
 Guy, Louis, DHB: New York (NFL), 1963; Oakland (AFL), 1964
 Haik, Michel (Mac), SE: Houston (AFL), 1968-69; (NFL), 1970-71
 Hall, Bruce, RB: Buffalo (NFL), 2008; 2009 (PS), Denver (NFL), 2010 (PS)-11 (IR)
 Hall, Parker, HB: Cleveland (NFL), 1939-40-41-42; San Francisco (AAC), 1946—Player of the Year, Rookie of the Year, All-Pro, 1939; Pro Bowl, 1939
 Hall, Whaley, Philadelphia (CONT), 1965-66
 Hamilton, Woodrow, DT: New England (NFL), 2016; New Orleans (NFL), 2017; New York Giants (NFL), 2018 (PS); Carolina (NFL), 2019, 2020-2021 (PS); Tennessee (NFL), 2021 (PS); New York Giants (NFL), 2021 (PS)
 Hand, Norman, DL: Miami (NFL), 1995-96; San Diego (NFL), 1997-98-99; New Orleans (NFL), 2000-01-02; Seattle (NFL), 2003; New York Giants (NFL), 2004
 Hapes, Merle, FB: New York (NFL), 1942, 1946; Hamilton (CFL), 1953-54
 Harbour, James, WR: Indianapolis (NFL), 1985 (IR)
 Hardy, Greg, DE: Carolina (NFL), 2010-11-12-14; Dallas (NFL), 2015—All-Pro, 2013; Pro Bowl, 2013
 Harmon, Michael, FLK: New York Jets (NFL), 1983; Cleveland (NFL), 1983
 Harris, Bobby, OL: Frankfurt (NFL-EU), 2007
 Harris, Darryl, OG: Kansas City (NFL), 2009-10 (PS)-11 (PS)



MIKE HILTON



MYLES HARTSFIELD

***Hartsfield, Myles, CB:** Carolina (NFL), 2020-21-22
 Harvey, Jim, OG: Oakland (AFL), 1966-67-68-69-70-71; Houston (NFL), 1972
***Haynes, Marquis, DL:** Carolina (NFL), 2018-19-20-21-22
 Heard, Ronnie, DB: San Francisco (NFL), 2000-01-02-03-04; Atlanta (NFL), 2005
 Heidel, Jimmy, DS: St. Louis (NFL), 1966; New Orleans (NFL), 1967
 Hendrix, Robert (Bob), T: Seattle (CONT), 1968
***Henry, Lakia, LB:** Orlando (XFL), 2023
 Herrod, Jeff, LB: Indianapolis (NFL), 1988-89-90-91-92-93-94-95-96; Philadelphia (NFL), 1997; Indianapolis (NFL), 1998
 Hickerson, Gene, OG: Cleveland (NFL), 1958-59-60, 1962-63-64-65-66-67-68-69-70-71-72-73—All-Pro, 1966-67-68-69-70; Pro Bowl, 1965-66-67-68-69-70; Outstanding Blocker Award (NFL), 1968
***Hilton, Mike, DB:** New England (NFL), 2016 (PS); Pittsburgh (NFL), 2016 (PS), 2017-18-19-20; Cincinnati (NFL), 2021-22
 Hindman, Stan, DE: San Francisco (NFL), 1966-67-68-69-70-71; 1974
 Hinton, Charles, C: New York (NFL), 1967-68-69
 Hodge, Shay, WR: Cincinnati (NFL), 2010 (PS); Hamilton (CFL), 2013; Saskatchewan (CFL) 2016
 Hofer, Paul, RB: San Francisco (NFL), 1976-77-78-79-80-81
 Hooks, Lavon, DE: Pittsburgh (NFL), 2017-18 (PS), 2019 (IR)
 Hovious, Junie, HB: New York (NFL), 1945
 Howell, Earl (Dixie), RB: Los Angeles Dons (AAC), 1949
 Huddleston, Fuzzy, LB: New Orleans (NFL), 1987
 Hutchins, Von, DB: Indianapolis (NFL), 2004-05; Houston (NFL), 2006-07; Atlanta (NFL), 2008 (IR)
 Innocent, Dou, RB, Seattle (NFL), 1996-97 (IR)
 Jerry, John, OG: Miami (NFL), 2010-11-12-13; New York Giants (NFL), 2014-15-16-17; Cincinnati (NFL), 2019
 Jerry, Peria, DL: Atlanta (NFL), 2009 (IR)-10-11-12-13
 Johnson, Joe, E: New York (NFL), 1948
 Johnson, Belton, OT: Cincinnati (NFL), 2003 (PS) -04 (IR); Winnipeg (CFL), 2006; Saskatchewan (CFL), 2006 (PS) -07-08-09; Hamilton (CFL), 2010-11
 Johnson, Kerry, WR: Atlanta (NFL), 2005 (IR); Winnipeg (CFL), 2007-08
 Johnson, Marcus, OG: Minnesota (NFL), 2005-06-07-08; Tampa Bay (NFL), 2009
 Johnson, Rishaw, OL: Seattle (NFL), 2012 (PS); Kansas City (NFL), 2013, Tampa Bay (NFL), 2014,



EVAN ENGRAM



MARQUIS HAYNES



D.J. JONES



DAWSON KNOX

New York Giants (NFL), 2014 (PS); Green Bay (NFL), 2014 (PS), Washington Redskins (NFL) 2014 Johnson, Rory, LB: New York Giants (NFL), 2007 (PS)
***Jones, Benito, DT:** Miami Dolphins (NFL), 2020-21; Detroit (NFL) 2022
 Jones, Derek, DB-DS: Edmonton (CFL), 1998
***Jones, Derrick, DB:** New York Jets (NFL), 2017-18; Seattle (XFL), 2019; New Orleans (USFL), 2022-23
***Jones, D.J., DT:** San Francisco (NFL), 2017-18-19-20-21; Denver (NFL) 2022
***Jones, Jaylon, CB:** Chicago (NFL), 2022
 Judd, Akeem, QB: Tennessee (NFL), 2017 (IR); New York Jets (NFL), 2017 (IR)
***Kelly, Chad, QB:** Denver (NFL), 2017 (IR), 2019; Indianapolis (NFL), 2019, 2020 (PS); Toronto (CFL), 2022
 Kempinska, Charles, G: San Diego (AFL), 1960
 Keyes, Jimmy, LB-KS: Miami (AFL), 1968-69
 Khayat, Robert, G-KS: Washington (NFL), 1960, 1962-63; Pro Bowl, 1960
 Kinard, Billy, DHB: Cleveland (NFL), 1956; Green Bay (NFL), 1957-58; Buffalo (AFL), 1960
 Kinard, Frank (Bruiser), T: Brooklyn (NFL), 1938-39-40-41-42-43-44; New York (AAC), 1946-47—All-Pro, 1940-43-44-46; Pro Bowl, 1938-39-40-41-42
 Kinard, George, C: Brooklyn (NFL), 1941-42; New York (AAC), 1947
 Kirk, Ken, LB: Chicago (NFL), 1960-61; Pittsburgh (NFL), 1962; Los Angeles (NFL), 1963
 Knott, David, DB: Winnipeg (CFL), 2002
***Knox, Dawson, TE:** Buffalo (NFL), 2019-20-21-22
 Kozel, Chet, T: Buffalo (AAC), 1947-48; Chicago Rockets (AAC), 1948
 Lambert, Frank, P: Pittsburgh (NFL), 1965-66
 Lane, Skip, DB: New York Jets (NFL), 1984; Kansas City (NFL), 1984; Washington (NFL), 1987
 Laurent, Ted, DL: Edmonton (CFL), 2011-13; Hamilton (CFL), 2014-15-16-17-18-19—Lew Hayman Trophy 2014, CFL All-Star 2014-15-18
***Leonard, Deane, CB:** Los Angeles Chargers (NFL), 2022
 Lewis, Kendrick, S: Kansas City (NFL), 2010-11-12-13; Houston (NFL), 2014; Baltimore Ravens (NFL), 2015-16; Tennessee (NFL), 2018
 Liggins, Jeremy, DT: San Francisco (NFL), 2017 (PS), Indianapolis (NFL), 2017 (PS); New Orleans (NFL), 2017 (PS); Seattle (XFL), 2019
 Lindsay, Everett, OT: Minnesota (NFL), 1993-94 (IR)-95-96-97-98, 2001-02-03; Barcelona (WLAFL), 1997; Baltimore (NFL), 1999; Cleveland (NFL), 2000
 Lindsey, Steve, K: Jacksonville (NFL), 1999-2000; Denver (NFL), 2000
***Little, Greg, OL:** Carolina (NFL), 2019 (IR), 2020; Miami (NFL), 2021 (IR), 2022
 Lodge, DaMarkus, WR: Cincinnati (NFL), 2019 (PS)
 Lott, Billy, HB: New York (NFL), 1958; Oakland (AFL), 1960; Boston (AFL), 1961-62-63
 Lowery, Michael, LB: Chicago (NFL), 1996-97; Rhein (NFL-EU), 1999
 Lucas, Ken, CB: Seattle (NFL), 2001-02-03-04; 2009; Carolina (NFL), 2005-06-07-08
 Luke, Tommy, DB: Denver (AFL), 1968
 Maddox, John, E: Richmond (CONT), 1966
 Mangum, Kris, TE: Carolina (NFL), 1997-98-99-2000-01-02-03-04-05-06
 Mangum, Pete, LB-FB: New York (NFL), 1954; Winnipeg (CFL), 1957-58; Denver (AFL), 1960
 Manning, Archie, QB: New Orleans (NFL), 1971-72-73-74-75-76-77-78-79-80-81; Houston (NFL), 1982-83; Minnesota (NFL), 1983-84—Pro Bowl, 1978-79
 Manning, Eli, QB: New York Giants (NFL), 2004-05-06-07-08-09-10-11-12-13-14-15-16-17-18-19—Super Bowl XLII & XLVI MVP—Pro Bowl, 2008-11-12-15
***Masoli, Jeremiah, QB:** Edmonton (CFL), 2012; Hamilton (CFL), 2013-14-15-16-17-18-19-21; Ottawa (CFL) 2022-23—CFL All-Star 2018
 Massie, Bobby, OL: Arizona (NFL), 2012-13-14-15; Chicago (NFL), 2016-17-18-19-20; Denver (NFL), 2021
 McAllister, Deuce, RB: New Orleans (NFL), 2001-02-03-04-05-06-07-08-09—All-Pro, 2002-03; Pro Bowl, 2002-03
 McBride, Trumaine, CB: Chicago (NFL), 2007-08-09, Arizona (NFL), 2010; New Orleans (NFL), 2011 (PS); Jacksonville (NFL), 2011-12; New York Giants (NFL), 2013-14-15
 McCain, Robert, E: Brooklyn Dodgers (AAC), 1946
 McClendon, Ronald, RB: Edmonton (CFL), 2004 (PS) -05; 2007-08
 McClure, Wayne (Mac), LB: Cincinnati (AFL), 1968 (NFL) 1970; Kansas City (NFL), 1971
 McCluster, Dexter, RB/WR: Kansas City (NFL), 2010-11-12-13; Tennessee (NFL), 2014-15; San Diego/Los Angeles Chargers (NFL), 2016, 2017 (IR); Toronto (CFL), 2018—All-Pro, 2013; Pro Bowl, 2013



DK METCALF



ELIJAH MOORE

REBELS IN THE PRO BOWL

Tim Bowens, DT, Miami.....	1998, 02	Dawson Knox, TE, Buffalo.....	2022
Johnny Brewer, TE, Cleveland.....	1966	Archie Manning, QB, New Orleans.....	1978, 79
A.J. Brown, WR, Tennessee.....	2020, 22	Eli Manning, QB, NYG.....	2008, 11, 12, 15
Derrick Burgess, DE, Oakland.....	2005, 06	Buster McAllister, RB, New Orleans.....	2002, 03
Charlie Conerly, QB, NYG.....	1950, 56	Dexter McCluster, KR, Kansas City.....	2013
Kayo Dottley, FB, Chicago.....	1951	D.K. Metcalf, WR, Seattle.....	2020
Jim Dunaway, DT, Buffalo.....	1965, 66, 67, 68	Jimmy Patton, S, NYG.....	1958, 59, 60, 61, 62
Evan Engram, WR, NYG.....	2020	Buster Poole, E, NYG.....	1938, 39, 40
Ken Farragut, C, Philadelphia.....	1953	Ray Poole, E, NYG.....	1950
Kline Gilbert, OT, Chicago.....	1957	Roell Preston, KR, Green Bay.....	1998
Larry Grantham, LB, NYJ.....	1962, 63, 64, 66, 69	Marvin Terrell, OG, Dallas.....	1962
Parker Hall, HB, Cleveland.....	1939	Laremy Tunsil, OT, Houston.....	2019, 20, 22
Greg Hardy, DE, Carolina.....	2013	Mike Wallace, WR, Pittsburgh.....	2011
Gene Hickerson, G, Cleveland.....	1965, 66, 67, 68, 69, 70	Wesley Walls, TE, Carolina.....	1996, 97, 98, 99, 01
Robert Khayat, K, Washington.....	1960	Ben Williams, DE, Buffalo.....	1982
Bruiser Kinard, T, Brooklyn.....	1938, 39, 40, 41, 42	Patrick Willis, LB, SF.....	2007, 08, 09, 10, 11, 12, 13

McGee, Buford, TB: San Diego (NFL), 1984-85-86; Los Angeles Rams (NFL), 1987-88-89-90-91; Green Bay (NFL), 1992
***Metcalf, DK, WR:** Seattle (NFL), 2019-20-21-22 —All-Rookie, 2019; Pro Bowl, 2020; All-Pro, 2020
 Metcalf, Terrence, OG: Chicago (NFL), 2002-03-04-05-06-07-08
 Mickles, Joe, FB: Washington (NFL), 1989; San Diego (NFL), 1990; Barcelona (WLAFL), 1992, 1995; Scottish (WLAFL), 1995
 Miller, Jeff, OL-DL: Green Bay (NFL), 1995 (IR), 1996 (IR); Rhein (NFL-EU), 1999—PFWA All-Rookie Team, 1980
 Miller, Jim, P: San Francisco (NFL), 1980-81-82; Dallas (NFL) 1983-84; Memphis (USFL), 1985; New York Giants (NFL), 1987
 Miller, Romaro, QB: Minnesota (NFL), 2001; Rhein (NFL-EU), 2002; Ottawa (CFL), 2003; Toronto (CFL), 2004
 Mitchell, Chris, DB: Philadelphia (NFL), 1991 (IR)-92 (IR)
 Mitchell, Jayme, DE: Minnesota (NFL), 2006-07-08 (IR), 09-10; Cleveland (NFL) 2010-11
 Mitchell, Russell, C: Birmingham (USFL), 1984; New Jersey (USFL), 1985; New York Giants (NFL), 1987
 Moffett, Tim, WR: Los Angeles Raiders (NFL), 1985-86; San Diego (NFL), 1987
 Moncrief, Donte, WR: Indianapolis (NFL), 2014-15-16-17; Jacksonville (NFL), 2018; Pittsburgh (NFL), 2019; Carolina (NFL), 2019; New England (NFL), 2020
 Montgomery, Tyrone, RB: Los Angeles Raiders (NFL), 1993-94; St. Louis (NFL), 1996; Winnipeg (CFL), 1997-98
***Moore, A.J., DB:** Houston (NFL), 2018-19-20-21; Tennessee (NFL) 2022 (IR)
 Moore, C.J., DB: Detroit (NFL), 2019-20-21-22
***Moore, Elijah, WR:** New York Jets (NFL), 2021-22
 Moore, Stevon, DB: New York Jets (NFL), 1989 (IR); Miami (NFL), 1990-91; Cleveland (NFL), 1992-93-94-95; Baltimore (NFL), 1996-97-98-99
 Morris, Charles A., TB: Arkansas (CONT), 1968-69
 Morris, Christian, OL: Memphis (AAF), 2018; Tampa Bay (XFL), 2019
 Murphy, Harvey (Ham), E: Cleveland Rams (NFL), 1940
 Myers, Ricky, WR: New Orleans (NFL), 1987
***Newman, Royce, OT:** Green Bay (NFL), 2021-22
 Nkemdiche, Robert, DT: Arizona (NFL), 2016-17-18; Miami (NFL), 2019; Seattle (NFL), 2021
 Nunn, Freddie Joe, LB: St. Louis (NFL), 1985-86-87-88; Phoenix (NFL), 1989-90-91-92-93; Indianapolis (NFL), 1994-95-96; UPI All-Rookie Team, 1985
 Oher, Michael, OL: Baltimore (NFL), 2009-10-11-12-13; Tennessee (NFL), 2014; Carolina (NFL), 2015-16—All-Rookie, 2009
 Owens, Darrick, WR: Pittsburgh (NFL), 1992; San Francisco (NFL), 1993 (DS)-94; Rhine (WLAFL), 1995
 Palmer, Ashlee, LB: Buffalo (NFL), 2009; Detroit (NFL), 2010-11-12-13-14
 Parnell, Jermy, OL: New Orleans (NFL), 2009-10 (PS); Miami (NFL), 2010; Dallas (NFL), 2010-11-12-13-14; Jacksonville (NFL), 2015-16-17-18
 Patterson, Javon, OL: Indianapolis (NFL), 2019 (IR); Cleveland (NFL), 2020 (PS)
 Patton, Jimmy, DS: New York (NFL), 1955-66—All-Pro, 1958-59-60-61-62-63; Pro Bowl, 1958-59-60-61-62
***Pearson, Jahcour, WR:** Seattle (XFL), 2023
 Pearson, Vashon, RB: Indianapolis (NFL), 2005 (PS)
 Perry, Leon, RB: New York Giants (NFL), 1980-81-82-83; Birmingham (USFL), 1984-85; Orlando (USFL), 1985
 Perry, Mario, TE: Los Angeles Raiders (NFL), 1987
 Phenix, Pat, OT: Birmingham (USFL), 1983-84-85
***Phillips, Scottie, RB:** Houston (NFL), 2020-21; Seattle (XFL) 2022-23
 Philpot, Cory, RB: British Columbia (CFL), 1993-94-95-96-97; Winnipeg (CFL), 1999-2000
 Poole, Barney, E: New York (AAC), 1948; Dallas Texans (NFL), 1952; Baltimore (NFL), 1953; New York (NFL), 1954-55
 Poole, Jim (Buster), E: New York (NFL), 1937-38-39-40-41, 1946—All-Pro, 1938-39-40-46, 1946; Pro Bowl, 1938-39-40
 Poole, Oliver, E: Baltimore (AAC), 1948; New York Yankees (AAC), 1949; Detroit (NFL), 1949
 Poole, Ray, DE: New York (NFL), 1947-48-49-50-51-52; Montreal (CFL), 1953-54—All-Pro 1950, 1953-54; Pro Bowl, 1950
 Powe, Jerrell, NT: Kansas City (NFL), 2011-12-13; Houston (NFL), 2014, Washington (NFL), 2014
 Preston, Roell, WR-KR: Atlanta (NFL), 1995-96; Green Bay (NFL), 1997-98; Tennessee (NFL), 1999; San Francisco (NFL), 1999—All-Pro, 1998; Pro Bowl, 1998; Chicago (XFL), 2001;

Saskatchewan (CFL), 2001
 Pritchett, Kelvin, DT: Detroit (NFL), 1991-92-93-94, 1999-2000-01-02-03-04; Jacksonville (NFL), 1995-96-97-98
 Razzano, Rick, FB: Tampa Bay (NFL), 2005
 Reed, Benton, DL: New England (NFL), 1987
 Reed, Leroy, SE: Pittsburgh (NFL), 1958
 Reed, Robert, WR: San Diego (NFL), 1999-2000; Toronto (CFL), 2001
 Reyes, Tutan, OL: New Orleans (NFL), 2000-01-02 (PS); Tampa Bay (NFL), 2002; Carolina (NFL), 2002-03-04-05; Buffalo (NFL), 2006; Jacksonville (NFL), 2007-08; New York Giants (NFL), 2009; Houston (NFL), 2009
 Reynolds, Billy, HB: Brooklyn (NFL), 1944; Chicago Cardinals (NFL), 1945
 Rice, Al, LB: Amsterdam (NFL-EU), 2001
 Rivers, Gerald, DE: St. Louis, (NFL), 2013; Jacksonville (NFL), 2013; Miami (NFL), 2014 (PS); Denver (NFL), 2014 (PS), Houston (NFL), 2015 (PS), 2016 (IR); Edmonton (CFL), 2018; Winnipeg (CFL), 2018; Dallas Renegades (XFL), 2019
 Robinson, Austrian: Tampa Bay (USFL), 2021
 *Robinson, Mark, ILB: Pittsburgh (NFL), 2022
 Roberson, Lake Jr., E: Detroit (NFL), 1945
 Rone, Andre, WR: Berlin (NFL-EU), 1999; Detroit (NFL), 1999-2000 (PS); Buffalo (NFL), 2002
 *Sanders, Braylon, WR: Miami (NFL), 2022 (PS)
 Sanford, Jamarca, S: Minnesota (NFL), 2009-10-11-12-13-14 (IR); Washington (NFL), 2014; New Orleans (NFL), 2014-15, 2016 (IR), 2017 (IR)
 Sartin, Dan, DT: Arkansas (CON), 1968; San Diego (AFL), 1969; Memphis (WFL), 1974; Detroit (WFL), 1974
 Schneller, Bill, B: Philadelphia (NFL), 1940
 Shelley, Jonathan, CB: San Francisco (NFL), 1987
 Simpson, Jackie, G-LG: Montreal (CFL), 1958-59-60-61; Denver (AFL), 1961; Oakland (AFL), 1962-63-64; Toronto (CFL), 1965; Winnipeg (CFL), 1965
 Sinquefield, Mel: Dallas Texans (NFL), 1952
 Small, Eddie, WR: Ottawa (CFL), 1995
 Smith, H.A., E: Chicago (NFL), 1947-48
 Smith, Ralph, E: Philadelphia (NFL), 1962-63-64; Cleveland (NFL), 1965-66-67-68; Atlanta (NFL), 1969
 Sowell, Bradley, OT-TE: Tampa Bay (NFL), 2012 (PS); Indianapolis (NFL), 2012; Arizona (NFL), 2013-14-15; Seattle (NFL), 2016; Chicago (NFL), 2017-18-19
 *Speaks, Breeland (DL): Kansas City (NFL), 2018-19 (IR); Dallas (NFL), 2020 (PS), 2021 (PS); Michigan (USFL), 2022-23
 Spearman, Armegis, LB: Cincinnati (NFL), 2000-01-02; Houston (NFL), 2003—All-Rookie, 2000
 Spencer, Chris, G: Seattle (NFL), 2005-06-07-08-09-10; Chicago (NFL), 2011-12; Tennessee (NFL), 2013-14
 Spurlock, Micheal, WR: Arizona (NFL), 2006; Tampa Bay (NFL), 2007-08 (PS)-09-10-11; San Francisco (NFL), 2009; San Diego (NFL), 2012; Jacksonville (NFL), 2012; Dallas (NFL), 2013
 Detroit (NFL), 2013, Chicago (NFL), 2014
 Stackhouse, Charles, FB: New York Giants (NFL), 2002; Minnesota (NFL), 2003
 Stallings, Tre', OG: Kansas City (NFL), 2006-07; Amsterdam (NFL-EU), 2007; Baltimore (NFL), 2008 (PS)
 Stephens, Emmanuel, DE: Atlanta (NFL), 2010 (PS); Cleveland (NFL), 2011-12
 Street, Don, FB: Sacramento (CON), 1968
 Stribling, Bill, E: New York (NFL), 1951-52-53; Philadelphia (NFL), 1955-56-57; Toronto (CFL), 1960
 Strickland, Tim, DB: Amsterdam (NFL-EU), 2001; Montreal (CFL), 2002-03-04-05-06-07; Toronto (CFL), 2008—Eastern Division All-Star, 2003
 Stringfellow, Damore'ea, WR: New York Jets (NFL), 2017 (PS); Memphis (AAF), 2018
 Studdard, Vernon, WR-KORS: New York Jets (NFL), 1971
 *Ta'amu, Jordan, QB: St. Louis (XFL), 2019; Kansas City (NFL) 2020 (PS); Tampa Bay (USFL), 2022; DC (XFL), 2023—XFL Offensive POTY, 2023
 Taylor, Rod, OL: Cincinnati (NFL), 2018 (IR)
 Taylor, Syniker, DB: Ottawa (CFL), 2004-05
 Terrell, Marvin, OG: Dallas (AFL), 1960-61-62; Kansas City (AFL), 1963; Toronto (CFL), 1964—Pro Bowl, 1962
 Terrell, Ray, HB: Cleveland (AAC), 1946-47; Baltimore (NFL), 1947
 Thomas, Andre, FB: Birmingham (USFL), 1984-85; Minnesota (NFL), 1987
 Thomas, Fred, DB: Seattle (NFL), 1996-97-98-99; New Orleans (NFL), 2000-01-02-03-04-05-06-07
 Thomas, Marquise, DE: Indianapolis (NFL), 1993
 Thompson, Carlos, OLB: Houston (NFL), 2015; Los Angeles Rams (NFL), 2017, 2018 (IR)
 Toler, Ken, WR: New England (NFL), 1981-82; Birmingham (USFL), 1984-85
 Townsend, Andre, DT: Denver (NFL), 1984-85-86-87-88-89-90
 Trahan, Patrick, LB: Tennessee (NFL), 2010 (PS); Chicago (NFL), 2010 (PS)-11-13; Edmonton (CFL), 2014
 *Treadwell, Laquon, WR: Minnesota (NFL), 2016-17-18-19; Atlanta (NFL), 2020; Jacksonville (NFL), 2021; Seattle (NFL) 2022
 *Tunsil, Laremy, OL: Miami (NFL), 2016-17-18; Houston (NFL), 2019-20, 2021 (IR), 2022—All-Pro, 2019; Pro Bowl, 2021; All-Rookie, 2016
 Turnbow, Guy, T: Philadelphia (NFL), 1933-34
 Urbanek, Jim, DT: Miami (AFL), 1968
 Vaughan, Robert, OG: Denver (AFL), 1968
 Vaughn, Cassius, CB: Denver (NFL), 2010-11; Indianapolis (NFL), 2012-13; Detroit (NFL) 2014; San Diego (NFL), 2015; Hamilton (CFL), 2016; Toronto (CFL), 2017-18
 Vaughn, Gerald, DB: Calgary (CFL), 1993-94-95; Winnipeg (CFL), 1996; Hamilton (CFL), 1997-98-99-2000-01; Ottawa (CFL) 2002-03-04-05—CFL All-Star, 1998-99
 Vincent, Keydrick, OG: Pittsburgh (NFL), 2001-02-03-04; Baltimore (NFL), 2005-06; Arizona (NFL), 2007; Carolina (NFL), 2008-09; Tampa Bay (NFL), 2010
 Wade, Todd, OL: Miami (NFL), 2000-01-02-03; Houston (NFL), 2004-05; Washington (NFL), 2006-07; Jacksonville (NFL), 2008—All-Rookie, 2000
 Walker, Greg, OG: Calgary (CFL), 1987
 Wallace, Mike, WR: Pittsburgh (NFL), 2009-10-11-12; Miami (NFL), 2013-14; Minnesota (NFL),

REBELS IN THE SUPER BOWL

I	Allen Brown, TE, Green Bay	XL.....	Chris Spencer, C, Seattle
II	Allen Brown, TE, Green Bay	XLI.....	Terrence Metcalf, OL, Chicago
III	Larry Grantham, LB, N.Y. Jets	XLII	Eli Manning, QB, New York Giants
VII	Jim Dunaway, DT, Miami	XLV.....	Mike Wallace, WR, Pittsburgh
XII	Norris Weese, QB, Denver	XLVI	Eli Manning, QB, New York Giants
XVI	Paul Hofer, RB, San Francisco		BenJarvus Green-Ellis, RB, New England
	Jim Miller, P, San Francisco	XLVII	Michael Oher, OL, Baltimore
XXII	Barry Wilburn, DB, Washington		Patrick Willis, LB, San Francisco
	Andre Townsend, DT, Denver	XLIX	Brandon Bolden, RB, New England
XXIV	Wesley Walls, TE, San Francisco	50	Michael Oher, OL, Carolina
	Andre Townsend, DT, Denver	LI	Brandon Bolden, RB, New England
XXX	Alundis Brice, DB, Dallas		Woodrow Hamilton, DT, New England
XXXII	Willie Green, WR, Denver	LII	Brandon Bolden, RB, New England
XXXIII	Willie Green, WR, Denver	LIV.....	Breeland Speaks, DE, Kansas City
	Nate Wayne, LB, Denver		D.J. Jones, DT, San Francisco
XXXVIII.....	Kris Mangum, TE, Carolina	LVI.....	Mike Hilton, CB, Cincinnati
	Tutan Reyes, OG, Carolina	LVII.....	A.J. Brown, WR, Philadelphia
XXXIX.....	Derrick Burgess, DL, Philadelphia		
	Nate Wayne, LB, Philadelphia		

Super Bowl winners in BOLD

2015; Baltimore (NFL), 2016-17; Philadelphia (NFL), 2018—Pro Bowl, 2011
 Walls, Wesley, TE: San Francisco (NFL), 1989-90-91-92-93; New Orleans (NFL), 1994-95; Carolina (NFL), 1996-97-98-99-2000-01-02; Green Bay (NFL), 2003—All-Pro, 1996-97-99; Pro Bowl, 1996-97-98-99, 2001
 Ward, Channing, DE: Tampa Bay (NFL), 2016-17; St. Louis (XFL), 2019
 Wayne, Nate, LB: Denver (NFL), 1998-99; Barcelona (NFL-EU), 1999; Green Bay (NFL), 2000-01-02; Philadelphia (NFL), 2003-04; Detroit (NFL), 2005
 Weathers, Curtis, TE: Cleveland (NFL), 1979-80-81-82-83-84-85
 Webster, Ken, DB: Miami (NFL), 2019; San Francisco (NFL) 2020
 Weese, Norris, QB: Hawaii (WFL), 1974; Denver (NFL), 1976-77-78-79
 Wilburn, Barry, DB: Washington (NFL), 1985-86-87-88-89; Cleveland (NFL), 1992; Saskatchewan (CFL), 1993; British Columbia (CFL), 1994; Philadelphia (NFL), 1995-96; Winnipeg (CFL), 1998-99—All-Pro, 1987
 *Wilkins, Jordan, RB: Indianapolis (NFL), 2018-19-20-21; Tennessee (NFL), 2021; Jacksonville (NFL), 2021 (PS); Indianapolis (NFL), 2022 (PS)
 Williams, Ben, DE: Buffalo (NFL), 1976-77-78-79-80-81-82-83-84-85—Pro Bowl, 1982
 *Williams, Sam, DE: Dallas (NFL), 2022
 Willis, Patrick, LB: San Francisco (NFL), 2007-08-09-10-11-12-13-14—All-Pro, 2007-09-10-11-12; Pro Bowl, 2007-08-09-10-11-12-13; Defensive Rookie of the Year, 2007
 Winther, Wimpy, C: Green Bay (NFL), 1971; New Orleans (NFL), 1972-73; Detroit (WFL), 1974; Birmingham (WFL), 1974-75
 Winslow, Nathan, TB: Tampa Bay (NFL), 1986-86 (IR)
 Woodruff, Lee (Cowboy), HB: Providence Steamrollers (NFL), 1931; Boston Braves (NFL), 1932; Philadelphia (NFL), 1933
 Woodruff, James (Cowboy), HB: Edmonton (CFL), 1960
 *Yeboah, Kenny, TE: New York Jets (NFL), 2021-22
 Yelverton, Billy, T: Calgary (CFL), 1960; Denver (AFL), 1960
 Zeigler, Doug, TE: Tampa Bay (NFL), 2004 (PS); Cleveland (NFL), 2004 (PS); San Francisco (NFL), 2004 (PS)

*Active Player; (IR) — Injured Reserve; (DS) — Developmental Squad; (PS) — Practice Squad
 Guide to Abbreviations: AAC—All American Conference (1946-49); AFL—American Football League; CON—Continental Football League; CFL—Canadian Football League; NFL—National Football League; NFL-EU—National Football League, Europe League; USFL—United States Football League; WFL—World Football League; WLAFL—World League of American Football; XFL



LAREMY TUNSIL



SAM WILLIAMS

INDIVIDUAL RECORDS

SINGLE GAME

SCORING

Most Points: *†42, Showboat Boykin vs. Mississippi State, 1951
Most Touchdowns: *†7, Showboat Boykin vs. Mississippi State, 1951
Most TD Rushing: *†7, Showboat Boykin vs. Mississippi State, 1951
Most TD Passing: 6, Eli Manning vs. Arkansas, 2001; Matt Corral vs. Vanderbilt, 2020
Most TD Passes Caught: 3, Johnny Brewer vs. Tulane, 1960; Louis Guy vs. Houston, 1962; Pat Coleman vs. Arkansas St., 1989; Chris Collins vs. Murray St., 2001; Jason Armstead vs. Arkansas, 2001; Chris Collins vs. Auburn, 2002; Donte Moncrief vs. Mississippi St., 2012; Quincy Adeboyejo vs. Fresno St., 2015; Laquon Treadwell vs. Oklahoma St. (Sugar Bowl), 2015; Elijah Moore vs. Vanderbilt, 2020; Michael Trigg vs. Central Arkansas, 2022
Most TD By Rush and Pass: 7, Showboat Boykin vs. Mississippi State, 1951; 7, Matt Corral vs. Tulane, 2022
Most Extra Points by Kicking: 9, Gary Wunderlich vs. Fresno State, 2015
Most Field Goals: 6, Jonathan Nichols vs. Texas Tech, 2003

TOTAL OFFENSE

Most Plays: 70, Chad Kelly vs. Auburn, 2016
Most Yards: 540, Archie Manning vs. Alabama, 1969
Best Average Gain: †21.4, Eagle Day (10) vs. Villanova, 1954

RUSHING

Most Attempts: 40, John Dottley vs. Mississippi State, 1949; 40, Deuce McAllister vs. Mississippi State, 1998
Most Yards: 282, Dexter McCluster vs. Tennessee, 2009
Best Average Gain: 20.0, Bobby Yandell (6) vs. Arkansas, 1941

PASSING

Most Passes: 59, Chad Kelly vs. Auburn, 2016
Most Completions: 42, Eli Manning vs. Arkansas, 2002
Consecutive Completions: 19, Matt Corral vs. Vanderbilt, 2020
Most Yards: 513, Matt Corral vs. South Carolina, 2020
Best Percentage:
 (Minimum 50 Attempts): 75.0, Eli Manning (42 of 56) vs. Arkansas, 2002
 (Minimum 40 Attempts): 76.7, Stewart Patridge (33 of 43) vs. Georgia, 1997
 (Minimum 30 Attempts): 91.2, Matt Corral (31 of 34) vs. Vanderbilt, 2020
 (16-29 Attempts): 94.7, Kent Austin (18 of 19) vs. Tulane, 1982
 (11-15 Attempts): 86.7, Jake Gibbs (13 of 15) vs. Mississippi State, 1960
 (7-10 Attempts): 100.0, Matt Corral (10 of 10) vs. UL Monroe, 2018; John Rhys Plumlee (7 of 7) vs. Cal, 2019; Barry Brunetti (7 of 7) vs. Idaho, 2013; Jim Weatherly (7 of 7) vs. LSU, 1963

RECEIVING

Most Receptions: 14, Laquon Treadwell (144 yards) vs. Memphis, 2015; 14, A.J. Brown (185 yards) vs. Louisiana, 2017; 14, Elijah Moore (238 yards) vs. Vanderbilt, 2020; 14, Dontario Drummond (138 yards) vs. Mississippi State, 2022
Most Yards: 247, Jonathan Mingo (9 catches) vs. Vanderbilt, 2022

PUNTING

Most Punts: 12, Bobby Wilson (489) vs. Vanderbilt, 1948; 12, Jim Miller (472) vs. Missouri, 1978; 12, Julian Fagan (449) vs. Chattanooga, 1968
Most Yards: 503, Cody Ridgeway vs. Florida, 2002
Best Average: †84.5, Bill Smith (2) vs. Southern Miss, 1984
Longest Punt: †92, Bill Smith vs. Southern Miss, 1984

PUNT RETURNS

Most Returns: 9, Marshay Green vs. Mississippi State, 2008
Most Yards: 157, Jason Armstead vs. Memphis, 2002
Best Average: 84.0, Nick Brassell (1) vs. Georgia, 2011

KICKOFF RETURNS

Most Returns: 7, Jesse Grandy vs. Mississippi State, 2009; 7, Jesse Grandy vs. Auburn, 2010;
Most Yards: 202, Mike Wallace vs. Vanderbilt, 2008
Best Average (Minimum 2): 60.0, John Avery (2) vs. Arkansas State, 1996
Best Average (Minimum 3): †52.7, Deuce McAllister (3) vs. Arkansas, 1999

ALL-PURPOSE YARDS

Yards: 324, Dexter McCluster vs. Tennessee (282 rushing, 42 receiving)

SEASON

SCORING

Most Points Scored: 124, Jonathan Nichols, 2003
Most Points by Kicking: 124, Jonathan Nichols, 2003
Most Touchdowns: 17, Brandon Bolden, 2010; 17, Deuce McAllister, 2000; 17, Quinshon Judkins, 2022
Most TD Rushing: 16, Quinshon Judkins, 2022
Most TD Passing: 31, Chad Kelly, 2015; 31, Eli Manning, 2001
Most TD Passes Caught: 11, A.J. Brown, 2017; Laquon Treadwell, 2015
Most TD by Punt Returns: 2, Ray Hapes, 1937; 2, Leonard Stagg, 1942; 2 Jerry Tiblier, 1948; 2, Vernon Studdard, 1970
Most TD by Kickoff Returns: 2, Ray Hapes, 1935; 2, John Avery, 1996; 2, Jesse Grandy, 2009
Most Extra Points: 63, Gary Wunderlich, 2015
Best Extra Point Pct.: 1.000, Gary Wunderlich, 2015 (63-63); 1.000, Joshua Shene, 2008 (52-52); 1.000, Bryson Rose, 2012 (49-49); 1.000, Jonathan Nichols, 2003 (49-49); 1.000, 1.000, Jonathan Nichols, 2002 (40-40); 1.000, Les Binkley, 1999 (36-36); 1.000, Tim Montz, 1994 (30-30); 1.000, Greg Houge, 1989 (29-29); 1.000, Bryan Owen, 1986 (28-28); 1.000, Tim Montz, 1996 (26-26); 1.000, Steve Lavinghouze, 1973 (25-25); 1.000, Brian Lee, 1992 (25-25); 1.000, Perry King, 1968 (22-22); Gary Wunderlich, 2014 (20-20); Joshua Shene, 2006 (20-20); 1.000, Jimmy Keyes, 1966 (20-20); 1.000, Jonathan Nichols, 2004 (19-19); Steve Lavinghouze, 1975 (18-18); 1.000, Steve Lavinghouze, 1974 (16-16)
Most Field Goals: 25, Jonathan Nichols (25-29), 2003

TOTAL OFFENSE

Most Plays: 568, Bo Wallace, 2013
Most Plays Per Game: 45.4, Chad Kelly, 2016
Most Yards: 4,542, Chad Kelly, 2015
Most Yards Per Game: 384.3, Matt Corral, 2020
Best Average Per Play:
 (Minimum 200 offensive plays): 8.8, Matt Corral, 2020
 (Less than 200 offensive plays): 8.1 Glynn Griffing, 1961

RUSHING

Most Plays: 274, Quinshon Judkins, 2022
Most Plays Per Game: 21.5, Steve Hindman, 1967
Most Yards: 1,567, Quinshon Judkins, 2022
Most Yards Per Game: 131.2, John Dottley, 1949
Best Average Per Play: 7.4, Charlie Flowers, 1957

PASSING

Most Passes: 481, Eli Manning, 2002
Most Completions: 298, Chad Kelly, 2015
Consecutive Passes Without An Interception: 234, Matt Corral, 2020-21
Best Percentage (Minimum 250 attempts): 70.9, Matt Corral (231-326), 2020
Most Yards: 4,042, Chad Kelly, 2015
Most Yards Per Game: 333.7, Matt Corral, 2020
Fewest Interceptions: 1 (71), Kenny Lyons, 1971; 1 (69), Roy Coleman, 1978; 1 (55), Norris Weese, 1973
Most Interceptions: 20 (351) Jevan Snead, 2009; 20 (286) John Fourcade, 1980
Pass Efficiency (Minimum 250 attempts): 177.6, Matt Corral, 2020
Average Yards Per Pass (Minimum 250 attempts): 10.2, Matt Corral, 2020
Average Yards Per Completion (Minimum 250 pass attempts): 15.0, Jevan Snead, 2008
250-yard Passing Games: 10, Chad Kelly, 2015
300-yard Passing Games: 9, Jordan Ta'amu, 2018

RECEIVING

Most Caught: 86, Elijah Moore, 2020
Receptions Per Game: 10.75, Elijah Moore, 2020
Most Yards: 1,320, A.J. Brown, 2018
Yards Per Game: 149.1, Elijah Moore, 2020
Best Average Gain: 27.2, Jack Stribling, 1949 (22)
100-yard Receiving Games: 6, A.J. Brown, 2018; A.J. Brown, 2017; Laquon Treadwell, 2015; Elijah Moore, 2020

PUNTING

Most Punts: 78, Charles Childers, 1988
Most Yards: 3,283, Jim Miller, 1978
Best Average: 48.7, Merle Hapes, 1940

PUNT RETURNS

Most Returned: 43, Mike Espy, 2003
Most Yards: 498, Junie Hovious, 1940
Best Average: 29.9, Jerry Tiblier, 1948

KICKOFF RETURNS

Most Returned: 35, Mike Wallace, 2008
Most Yards: 861, Mike Wallace, 2008
Best Average: 32.8, Michael Sweet, 1974 (8)

ALL-PURPOSE YARDS

Yards: 1,737, Mike Wallace (92 rush, 784 receiving, 861 KOR), 2008
Average Per Game: 169.2, Deuce McAllister (10 games), 1999

DEFENSE

Tackles (since 1968): 168, Jeff Herrod, 1986
Tackles for Loss (since 1983): 18.5, Greg Hardy, 2007
Sacks (since 1983): 12.5, Sam Williams, 2021

PASS INTERCEPTIONS

Most Interceptions: 10, Senquez Golson, 2014; 10, Bobby Wilson, 1949
Most Yards Returned: 162, Senquez Golson, 2014
Best Average Return (Minimum 5 interceptions): 29.8, Bobby Wilson, 1948

CAREER**STARTS**

Most Starts: 49, Marcus Tillman, 2006-09; 48, Tre' Stallings, 2002-05; 48, Marcus Johnson, 2001-04; 47, Michael Oher, 2005-08

SCORING

Most Points Scored: 350, Gary Wunderlich, 2014-17
Most Points by Kicking: 350, Gary Wunderlich, 2014-17
Most Touchdowns: 41, Deuce McAllister, 1997-2000
Most TD Rushing: 37, Deuce McAllister, 1997-2000
Most TD Passing: 81, Eli Manning, 2000-03
Most TD Passes Caught: 24, Chris Collins, 2000-03
Most Field Goals: 64, Gary Wunderlich, 2014-17
Consecutive Field Goals: 19, Gary Wunderlich, 2016-17
Most Extra Points: 158, Gary Wunderlich, 2014-17
Consecutive Extra Points: 117, Jonathan Nichols, 2001-04

TOTAL OFFENSE

Most Plays: 1,581, Bo Wallace, 2012-14
Most Yards: 10,478, Bo Wallace, 2012-14
Best Average Per Play:
 (Minimum 400 offensive plays): 7.99, Jordan Ta'amu, 2017-2018 (764-6107)
 (Less than 400 offensive plays): 6.64, Doug Elmore, 1959-1961 (275-1827)

RUSHING

Most Plays: 630, Joe Gunn, 1998-2001
Most Yards: 3,060, Deuce McAllister, 1997-2000
Best Average Per Play: 6.6, Showboat Boykin, 1949-51
100-yard Rushing Games: 14, Deuce McAllister, 1997-2000

PASSING

Most Passes: 1,363, Eli Manning, 2000-03
Most Completions: 829, Eli Manning, 2000-03
Most Yards: 10,119, Eli Manning, 2000-2003
Best Percentage (Minimum 500 attempts): 67.3, Matt Corral (614-912), 2018-21
Consecutive Games with a TD Pass: 22, Chad Kelly, 2015-16
Pass Efficiency (Minimum 500 attempts): 159.2, Matt Corral, 2018-21
Average Yards Per Pass (Minimum 500 attempts): 9.5, Jordan Ta'amu, 2017-18
Average Yards Per Completion (Minimum 500 attempts): 14.7, Jordan Ta'amu, 2017-18
200-yard Passing Games: 32, Eli Manning, 2000-03
250-yard Passing Games: 19, Bo Wallace, 2012-14
300-yard Passing Games: 12, Chad Kelly, 2015-16; 12, Jordan Ta'amu, 2018

RECEIVING

Most Passes Caught: 202, Laquon Treadwell, 2013-15
Most Yards: 2,984, A.J. Brown, 2016-18
Best Average Gain: 23.5, Jesse Ward, 1938-39
100-yard Receiving Games: 12, A.J. Brown, 2016-18

PASS INTERCEPTIONS

Most Interceptions: †20, Bobby Wilson, 1946-49
Most Yards Returned: 379, Bobby Wilson, 1946-49
Best Average Return (Minimum 7 interceptions): 19.3, Charles Sawyer, 2009-13

PUNTING

Most Punts: 266, Jim Miller, 1976-79
Most Yards Punted: 11,549, Jim Miller, 1976-79
Best Average (Minimum 65): 46.0, Merle Hapes, 1939-41
 (Minimum 100): 44.6, Tyler Campbell, 2009-13
 (Minimum 250): †44.3, Bill Smith, 1983-86
Most Punts, 50 yards or more: †88, Bill Smith, 1983-86
Most Consecutive Games, 1 punt of 50 yards or more: *†32, Bill Smith, 1983-86
Most Games Averaging 40 or more yards (Minimum 4): †36, Bill Smith, 1983-86

PUNT RETURNS

Most Returned: 96, Ta'Boris Fisher, 1993-96
Most Yards: 1,142, Junie Hovious, 1939-41
Best Average: 24.8, Jerry Tiblier, 1947-48

KICKOFF RETURNS

Most Returned: 96, Jaylen Walton, 2012-15
Most Yards: 2,036, Jaylen Walton, 2012-15
Best Average: 31.0, Eddie Crawford, 1954-56

ALL-PURPOSE YARDS

Most Yards: 4,889, Deuce McAllister, 1997-2000
 (3060 rushing, 616 receiving, 992 KO returns, 221 punt returns)

DEFENSE

Tackles: 528, Jeff Herrod, 1984-87
Sacks: 37.0, Ben Williams, 1972-75

*NCAA Record †SEC Record

RUSHING RECORDS

YARDS

SINGLE GAME

Player, Opponent, Date	No	Gain	Loss	Net	Avg	TD
1. Dexter McCluster, Tennessee, 11-14-2009	25	283	1	282	11.3	4
2. Dou Innocent, Mississippi State, 11-25-95	39	251	9	242	6.2	1
3. Randy Baldwin, Tulane, 9-29-90	17	241	0	241	14.2	2
4. Kayo Dottley, Chattanooga, 11-5-49	20	237	2	235	11.8	3
5. Kayo Dottley, TCU, 10-22-49	22	239	9	230	10.5	2
6. Brandon Bolden, Fresno State, 9-25-2010	19	228	0	228	12.0	2
7. BenJarvus Green-Ellis, Missouri, 9-8-2007	33	228	2	226	6.8	1
8. Kayo Dottley, Mississippi State, 11-26-49	40	231	15	216	5.4	2
9. Stephen Hindman, Vanderbilt, 11-25-67	30	215	0	215	7.2	2
10. Quinshon Judkins, Arkansas, 11-19-2022	24	214	0	214	8.9	1
11. John Rhys Plumlee, LSU, 11-16-2019	21	217	5	212	10.1	4
12. Zach Evans, Arkansas, 11-19-2022	17	208	1	207	12.2	1
13. Quinshon Judkins, Texas A&M, 10-29-2022	34	212	7	205	6.0	1
14. Scottie Phillips, Texas Tech, 9-1-2018	16	205	1	204	12.8	2
15. Matt Corral, Tennessee, 10-16-2021	30	222	27	195	6.5	0
16. Malvin Gipson, Vanderbilt, 10-25-80	21	194	1	193	9.2	1
17. Deuce McAllister, Alabama, 10-10-98	24	193	5	188	7.8	0
18. Showboat Boykin, Mississippi State, 12-1-51	14	187	0	187	13.3	7
19. Dexter McCluster, Auburn, 10-31-2009	22	190	4	186	8.5	1
20. Dexter McCluster, Oklahoma State, 1-2-2010	34	186	2	184	5.4	2

SEASON

Player, Season	No	Gain	Loss	Net	Avg	TD
1. Quinshon Judkins, 2022	274	1612	45	1567	5.7	16
2. Kayo Dottley, 1949	208	1355	43	1312	6.3	14
3. Dexter McCluster, 2009	181	1202	33	1169	6.5	8
4. BenJarvus Green-Ellis, 2007	230	1183	46	1137	4.9	6
5. Deuce McAllister, 1998	212	1129	47	1082	5.1	7
6. John Rhys Plumlee, 2019	154	1105	82	1023	6.6	12
7. Jordan Wilkins, 2017	155	1039	28	1011	6.5	9
8. Kayo Dottley, 1950	191	1057	50	1007	5.3	4
9. BenJarvus Green-Ellis, 2006	234	1035	35	1000	4.3	7

10. Cory Philpot, 1992	190	1012	18	994	5.2	3
11. Brandon Bolden, 2010	163	1028	52	976	6.0	14
12. Randy Baldwin, 1990	163	1003	33	970	5.9	11
13. Joe Gunn, 1999	182	985	34	951	5.3	5
14. Zach Evans, 2022	144	963	27	936	6.5	9
15. Scottie Phillips, 2018	153	961	33	928	6.1	12
16. Dou Innocent, 1994	182	929	19	910	5.0	4
17. Joe Gunn, 2001	200	896	26	870	4.3	9
18. Dou Innocent, 1995	192	928	60	868	4.5	5
19. John Avery, 1997	166	936	74	862	5.2	7
20. Stephen Hindman, 1967	215	844	15	829	3.9	5

CAREER

Player, Position, Years	No	Net	Avg	TD
1. Deuce McAllister, RB, 1997-2000	616	3060	5.0	37
2. Joe Gunn, RB, 1998-2001	630	2749	4.4	22
3. Kayo Dottley, FB, 1947-50	478	2654	5.55	21
4. Brandon Bolden, RB, 2008-11	486	2604	5.4	27
5. Dou Innocent, FB-RB, 1991-92, 1994-95	494	2322	4.70	11
6. Jerrion Ealy, RB, 2019-21	384	2235	5.8	20
7. BenJarvus Green-Ellis, RB, 2006-07	464	2137	4.6	13
8. Leon Perry, FB, 1976-79	471	2135	4.5	18
9. Jaylen Walton, RB, 2012-15	384	1957	5.1	17
10. Dexter McCluster, RB-WR, 2006-09	304	1955	6.4	15
11. Jordan Wilkins, RB, 2013-17	279	1751	6.3	14
12. Charlie Flowers, FB, 1957-59	307	1730	5.64	13
13. John Avery, RB, 1996-97	347	1650	4.8	12
14. Randy Baldwin, RB, 1989-90	270	1612	5.97	20
15. Snoop Conner, RB, 2019-21	304	1580	5.2	26
16. Quinshon Judkins, RB, 2022	274	1567	5.7	16
17. Buford McGee, RB, 1979-83	367	1557	4.2	13
18. Arthur Humphrey, FB, 1981-84	384	1536	4.0	9
19. Andre Thomas, TB, 1979-82	353	1482	4.2	12
20. Scottie Phillips, RB, 2018-19	278	1470	5.3	17

ATTEMPTS

SEASON

Name, Year	No.
1. Quinshon Judkins, 2022	274
2. BenJarvus Green-Ellis, 2006	234
3. BenJarvus Green-Ellis, 2007	230
4. Steve Hindman, 1967	215
5. Deuce McAllister, 1998	212
6. Kayo Dottley, 1949	208
7. Joe Gunn, 2001	200
8. Dou Innocent, 1995	192
9. Kayo Dottley, 1950	191
10. Cory Philpot, 1992	190

CAREER

Name, Years	No.
1. Joe Gunn, 1998-2001	630
2. Deuce McAllister, 1997-2000	616
3. Dou Innocent, 1991-92, 94-95	494
4. Brandon Bolden, 2008-11	486
5. Kayo Dottley, 1947-50	478
6. Leon Perry, 1976-79	471
7. BenJarvus Green-Ellis, 2006-07	464
8. John Fourcade, 1978-81	456
9. Bo Wallace, 2012-14	395

TOUCHDOWNS

SEASON

Name, Year	No.
1. Quinshon Judkins, 2022	16
2. Kayo Dottley, 1949	14
Archie Manning, 1969	14
Deuce McAllister, 2000	14
Brandon Bolden, 2010	14
6. Snoop Conner, 2021	13
7. Deuce McAllister, 1999	12
Scottie Phillips, 2018	12
John Rhys Plumlee, 2019	12
10. Parker Hall, 1938	11
Charlie Flowers, 1959	11
Stephen Ainsworth, 1971	11
Randy Baldwin, 1990	11
Matt Corral, 2021	11

CAREER

Name, Years	No.
1. Deuce McAllister, 1997-2000	37
2. Brandon Bolden, 2008-11	27
3. Snoop Conner, 2019-21	26
4. Archie Manning, 1968-70	25
5. John Fourcade, 1978-81	22
Joe Gunn, 1998-2001	22
7. Kayo Dottley, 1947-50	21
8. Randy Baldwin, 1989-90	20
Matt Corral, 2018-21	20
10. Merle Hapes, 1939-41	19
Bo Wallace, 2012-14	19

100-YARD GAMES

SEASON

Name, Years	No.
1. Quinshon Judkins, 2022	8
2. Cory Philpot, 1992	6
Dou Innocent, 1994	6
John Avery, 1997	6
Joe Gunn, 1999	6
Jordan Wilkins, 2017	6

CAREER

Name, Years	No.
1. Deuce McAllister, 1997-2000	14
2. Joe Gunn, 1998-2001	12
3. Dou Innocent, 1991-92, 94-95	10
4. BenJarvus Green-Ellis, 2006-07	9
John Avery, 1996-97	9
Kayo Dottley, 1947-50	9
6. Quinshon Judkins, 2022	8

PASSING RECORDS

PASSING YARDS

SINGLE GAME

Player, Opponent, Date	Att	Comp	Int	Yds	Pct	TD
1. Matt Corral, South Carolina, 11-14-2020	32	28	0	513	87.5	4
2. Shea Patterson, UT Martin, 9-9-2017	43	32	1	489	74.4	5
3. Chad Kelly, Auburn, 10-29-2016	59	36	1	465	61.0	3
4. Jordan Ta'amu, Vanderbilt, 11-17-2018	32	52	2	457	61.5	2
5. Jordan Ta'amu, Southern Illinois, 9-8-2018	23	33	0	448	69.7	5
Jaxson Dart, Vanderbilt, 10-8-2022	32	25	2	448	78.1	3
7. Jordan Ta'amu, Kent State, 9-22-2018	28	38	1	442	73.7	2
8. Archie Manning, Alabama, 10-4-69	52	33	1	436	63.5	2
9. Shea Patterson, South Alabama, 9-2-2017	35	28	0	429	80.0	4
10. Chad Kelly, Alabama, 9-17-2016	40	26	0	421	65.0	3
11. Jordan Ta'amu, Louisiana, 11-11-2017	36	28	1	418	77.8	3
12. Bo Wallace, Arkansas, 11-9-2013	34	27	2	416	79.4	3
13. Eli Manning, Arkansas, 10-26-2002	56	42	2	414	75.0	2
14. John Darnell, Arkansas State, 9-16-89	35	23	0	412	65.7	3
Matt Corral, Vanderbilt, 10-31-2020	34	31	0	412	91.2	6
16. Eli Manning, Texas Tech, 9-27-2003	49	29	2	409	59.2	3
17. Bo Wallace, Vanderbilt, 11-10-2012	49	31	0	403	63.3	1
18. Matt Corral, Florida, 9-26-2020	31	22	1	395	71.0	3
19. Eli Manning, South Carolina, 11-11-2003	42	30	1	391	71.4	3
20. Bo Wallace, Boise State, 8-28-2014	36	25	3	387	69.4	4
Jordan Ta'amu, Arkansas, 10-13-2018	26	35	1	387	74.3	2

SEASON

Player, Position, Year	Att	Comp	Int	Yds	Pct	TD
1. Chad Kelly, QB, 2015	458	298	13	4042	65.1	31
2. Jordan Ta'amu, QB, 2018	418	266	8	3918	63.6	19
3. Eli Manning, QB, 2003	441	275	10	3600	62.4	29
4. Eli Manning, QB, 2002	481	279	15	3401	58.0	21
5. Matt Corral, QB, 2021	386	262	5	3349	67.9	20
6. Bo Wallace, QB, 2013	437	283	10	3346	64.8	18
7. Matt Corral, QB, 2020	326	231	14	3337	70.9	29
8. Bo Wallace, QB, 2014	381	229	14	3194	60.1	22
9. Bo Wallace, QB, 2012	368	235	17	2994	63.9	22
10. Jaxson Dart, QB, 2022	362	226	11	2974	62.4	20

11. Eli Manning, QB, 2001	408	259	9	2948	63.5	31
12. Jevan Snead, QB, 2008	327	184	13	2762	56.3	26
13. Chad Kelly, QB, 2016	328	205	8	2758	62.5	19
14. Stewart Patridge, QB, 1997	352	228	7	2667	64.8	12
15. Jevan Snead, QB, 2009	351	191	20	2632	54.4	20
16. John Darnell, QB, 1989	301	167	11	2326	55.5	11
17. Romaro Miller, QB, 1998	326	184	11	2273	56.4	11
18. Shea Patterson, QB, 2017	260	166	9	2259	63.8	17
19. Jeremiah Masoli, QB, 2010	296	167	13	2039	56.4	14
20. Josh Nelson, QB, 1994	308	168	6	2028	54.5	15

CAREER

Player, Position, Years	Att	Comp	Yds	Pct	TD
1. Eli Manning, QB, 2000-2003	1,363	829	10,119	60.8	81
2. Bo Wallace, QB, 2012-14	1,186	747	9534	63.0	62
3. Matt Corral, QB, 2018-21	912	614	8287	67.3	57
4. Chad Kelly, QB, 2015-16	786	503	6800	64.0	50
5. Romaro Miller, QB, 1997-2000	902	497	6311	55.1	43
6. Kent Austin, QB, 1981-85	981	566	6184	57.7	31
7. Jordan Ta'amu, QB, 2017-18	591	381	5600	64.5	30
8. John Fourcade, QB, 1978-81	819	445	5412	54.3	25
9. Jevan Snead, QB, 2008-09	678	375	5394	55.3	46
10. Mark Young, QB, 1985-88	809	410	4971	51.0	31
11. Archie Manning, QB, 1968-70	761	402	4753	52.8	31
12. Russ Shows, QB, 1989-92	560	279	3778	49.8	19
13. Josh Nelson, QB, 1994-95	558	311	3703	55.7	24
14. Stewart Patridge, QB, 1994-97	510	310	3564	60.8	15
15. John Darnell, QB, 1986-89	436	238	3253	54.6	18
16. Shea Patterson, QB, 2016-17	392	238	3139	60.7	23
17. Jaxson Dart, QB, 2022	362	226	2,974	62.4	20
18. Tim Ellis, QB, 1974-77	355	171	2339	48.2	17
19. Charlie Conerly, HB, 1942; 46-47#	412	220	2313	53.4	26
20. Micheal Spurlock, QB, 2002-05	345	179	2162	51.9	9

Conerly's totals include eight of nine games in 1942. Complete individual game and composite statistics for 1942 are not available.

ATTEMPTS

SEASON

Name, Year	No.
1. Eli Manning, 2002	481
2. Chad Kelly, 2015	458
3. Eli Manning, 2003	441
4. Bo Wallace, 2013	437
5. Jordan Ta'amu, 2018	418
6. Eli Manning, 2001	408
7. Matt Corral, 2021	386
8. Bo Wallace, 2014	381
9. Bo Wallace, 2012	368
10. Jaxson Dart, 2022	362

CAREER

Name, Years	No.
1. Eli Manning, 2000-03	1,363
2. Bo Wallace, 2012-14	1,186
3. Kent Austin, 1981-85	981
4. Matt Corral, 2018-21	912
5. Romaro Miller, 1997-2000	902
6. John Fourcade, 1978-81	819
7. Mark Young, 1985-88	809
8. Chad Kelly, 2015-16	786
9. Archie Manning, 1968-70	761
10. Jevan Snead, 2008-09	678

COMPLETIONS

SEASON

Name, Year	No.
1. Chad Kelly, 2015	298
2. Bo Wallace, 2013	283
3. Eli Manning, 2002	279
4. Eli Manning, 2003	275
5. Jordan Ta'amu, 2018	266
6. Matt Corral, 2021	262
7. Eli Manning, 2001	259
8. Bo Wallace, 2012	235
9. Matt Corral, 2020	231
10. Bo Wallace, 2014	229

CAREER

Name, Years	No.
1. Eli Manning, 2000-03	829
2. Bo Wallace, 2012-14	747
3. Matt Corral, 2018-21	614
4. Kent Austin, 1981-85	566
5. Chad Kelly, 2015-16	503
6. Romaro Miller, 1997-2000	497
7. John Fourcade, 1978-81	445
8. Mark Young, 1985-88	410
9. Archie Manning, 1968-70	395
10. Jordan Ta'amu, 2017-18	381

CONSECUTIVE COMPLETIONS

GAME

Name, Opponent, Date	No.
1. Matt Corral, Vanderbilt, 10-31-2020	19
2. Eli Manning, Murray State, 9-1-2001	18
3. Kent Austin, Tennessee, 11-13-82	15
4. Bo Wallace, UL-Lafayette, 9-13-2014	14
5. Bo Wallace, Missouri, 11-23-2013	11
Bobby Garner, Memphis State, 9-9-78	11
Charlie Conerly, Mississippi State, 11-29-47	11

COMPLETION PERCENTAGE

SEASON

Name, Year (Comp/Att)	Pct.
1. Matt Corral, 2020 (231/326)	70.9
2. Matt Corral, 2021 (262/386)	67.9
3. Chad Kelly, 2015 (298/458)	65.1
4. Stewart Patridge, 1997 (228/352)	64.77
5. Bo Wallace, 2013 (283/437)	64.76
6. Bo Wallace, 2012 (235/368)	63.9
7. Shea Patterson, 2017 (166/260)	63.8
8. Jordan Ta'amu, 2018 (226/418)	63.6
9. Eli Manning, 2001 (259/408)	63.5
10. Chad Kelly, 2016 (205/328)	62.5

COMPLETION PERCENTAGE

CAREER

(Minimum 500 attempts)

Name, Years (Comp/Att)	Pct.
1. Matt Corral, 2018-21 (614/912)	67.3
2. Jordan Ta'amu, 2017-18 (381/591)	64.5
3. Chad Kelly, 2015-16 (503/786)	64.0
4. Bo Wallace, 2012-14 (747/1,186)	63.0
5. Eli Manning, 2000-03 (829/1,363)	60.8
6. Stewart Patridge, 1994, 96-97 (310/510)	60.8
7. Kent Austin, 1981-85 (566/981)	57.7
8. Josh Nelson, 1994-95 (311/558)	55.7
9. Jevan Snead, 2008-09 (375/678)	55.3
10. Romaro Miller, 1997-2000 (497/902)	55.1

TOUCHDOWNS

SEASON

Name, Year	No.
1. Eli Manning, 2001	31
Chad Kelly, 2015	31
3. Eli Manning, 2003	29
Matt Corral, 2020	29
5. Jevan Snead, 2008	26
6. Bo Wallace, 2014	22
Bo Wallace, 2012	22
8. Eli Manning, 2002	21
9. Charlie Conerly, 1947	20
Jevan Snead, 2009	20
Matt Corral, 2021	20
Jaxson Dart, 2022	20

CAREER

Name, Years	No.
1. Eli Manning, 2000-03	81
2. Bo Wallace, 2012-14	62
3. Matt Corral, 2018-21	57
4. Chad Kelly, 2015-16	50
5. Jevan Snead, 2008-09	46
6. Romaro Miller, 1997-2000	43
7. Matt Corral, 2018-20	37
8. Archie Manning, 1968-70	31
Kent Austin, 1981-85	31
Mark Young, 1985-88	31

CONSECUTIVE GAMES WITH A TOUCHDOWN PASS

CAREER

Name, Years	No.
1. Chad Kelly, 2015-16	22
2. Matt Corral, 2019-21	19
3. Eli Manning, 2000-02	16
4. Jevan Snead, 2008-09	13
5. Bo Wallace, 2013-14	11
6. Jordan Ta'amu, 2017-18	8
Bo Wallace, 2012	8
Romaro Miller, 1999	8
Archie Manning, 1969-70	8

PASS EFFICIENCY

SEASON

(Minimum 250 attempts)

Name, Year	Effic.
1. Matt Corral, 2020	177.6
2. Chad Kelly, 2015	155.8
3. Matt Corral, 2021	155.3
4. Jordan Ta'amu, 2018	153.5
5. Shea Patterson, 2017	151.5
6. Eli Manning, 2003	148.1
7. Chad Kelly, 2016	147.4
8. Jevan Snead, 2008	145.5
9. Eli Manning, 2001	144.8
10. Jaxson Dart, 2022	143.6

CAREER

(Minimum 500 attempts)

Name, Years	Effic.
1. Matt Corral, 2018-21	159.2
2. Jordan Ta'amu, 2017-18	156.8
3. Chad Kelly, 2015-16	152.3
4. Bo Wallace, 2012-14	140.8
5. Eli Manning, 2000-03	137.7
6. Jevan Snead, 2008-09	134.8
7. Stewart Patridge, 1994, 96-97	124.9
8. Romaro Miller, 1997-2000	122.7
9. Josh Nelson, 1994-95	121.0
10. Kent Austin, 1981-85	112.7

YARDS PER ATTEMPT

SEASON

(Minimum 250 attempts)

Name, Year (Yards/Att)	Avg.
1. Matt Corral, 2020 (3,337/326)	10.2
2. Jordan Ta'amu, 2018 (3,918/418)	9.4
3. Chad Kelly, 2015 (4,042/458)	8.8
4. Shea Patterson, 2017 (2,269/260)	8.7
5. Matt Corral, 2021 (3,349/386)	8.7
6. Jevan Snead, 2008 (2,762/327)	8.45
7. Chad Kelly, 2016 (2,758/328)	8.41
8. Bo Wallace, 2014 (3,194/381)	8.38
9. Jaxson Dart, 2022(2,974/362)	8.22
10. Eli Manning, 2003 (3,600/441)	8.2

CAREER

(Minimum 500 attempts)

Name, Years (Yards/Att)	Avg.
1. Jordan Ta'amu, 2017-18 (5,600/591)	9.5
2. Matt Corral, 2018-21 (8,287/912)	9.1
3. Chad Kelly, 2015-16 (6,800/786)	8.7
4. Bo Wallace, 2012-14 (9,534/1,186)	8.04
5. Jevan Snead, 2008-09 (5,394/678)	7.96
6. Eli Manning, 2000-03 (10,119/1,363)	7.4
7. Romaro Miller, 1997-2000 (6,311/902)	7.0
8. Stewart Patridge, 1994, 96-97 (3,564/510)	7.0
9. Russ Shows, 1989-92 (3,778/560)	6.7
10. Josh Nelson, 1994-95 (3,703/558)	6.6

YARDS PER COMPLETION

SEASON

(Minimum 250 attempts)

Name, Year (Yards/Comp)	Avg.
1. Jevan Snead, 2008 (2,762/184)	15.0
2. Jordan Ta'amu, 2018 (3,918/266)	14.7
3. Matt Corral, 2020 (3,337/231)	14.4
4. Bo Wallace, 2014 (3,194/229)	13.9
5. John Darnell, 1989 (2,326/167)	13.9
6. Jevan Snead, 2009 (2,632/191)	13.8
7. Shea Patterson, 2017 (2,259/166)	13.61
8. Romaro Miller, 1999 (1,999/147)	13.60
9. Chad Kelly, 2015 (4,042/298)	13.56
10. Chad Kelly, 2016 (2,758/205)	13.5

CAREER

(Minimum 500 attempts)

Name, Years (Yards/Cmp)	Avg.
1. Jordan Ta'amu, 2017-18 (5,600/381)	14.7
2. Jevan Snead, 2008-09 (5,394/375)	14.4
3. Russ Shows, 1989-92 (3,778/279)	13.54
4. Chad Kelly, 2015-16 (6,800/503)	13.52
5. Matt Corral, 2018-21 (8,287/614)	13.5
6. Bo Wallace, 2012-14 (9,534/747)	12.8
7. Romaro Miller, 1997-2000 (6,311/497)	12.7
8. Eli Manning, 2000-03 (10,119/829)	12.2
9. John Fourcade, 1978-81 (5,412/445)	12.2
10. Mark Young, 1985-88 (4,971/410)	12.1

FEWEST INTERCEPTIONS

SEASON

Name, Year (Attempts)	No.
1. Kenny Lyons, 1971 (71)	1
Roy Coleman, 1978 (69)	1
Norris Weese, 1973 (55)	1
4. Jake Gibbs, 1959 (94)	2
John Darnell, 1987 (95)	2
Glynn Griffing, 1961 (91)	2
Bobby Garner, 1978 (79)	2

MOST INTERCEPTIONS

SEASON

Name, Year (Attempts)	No.
1. Jevan Snead, 2009 (351)	20
John Fourcade, 1980 (286)	20
3. Bo Wallace, 2012 (368)	17

CONSECUTIVE PASSES WITHOUT AN INTERCEPTION

SEASON

Name, Year	No.
1. Matt Corral, 2020-21	234
2. Stewart Patridge, 1997	200
3. Jordan Ta'amu, 2018	190
4. Eli Manning, 2001	168
5. Josh Nelson, 1994	145
6. Eli Manning, 2002-03	133
7. Kent Austin, 1984	131
8. Chad Kelly, 2016	130
9. Bo Wallace, 2014	128
10. Bo Wallace, 2013	127

300-YARD PASSING GAMES

SEASON

Name, Year	No.
1. Jordan Ta'amu, 2018	9
2. Chad Kelly, 2015	8
3. Matt Corral, 2020	7
4. Shea Patterson, 2017	5
5. Chad Kelly, 2016	4
Bo Wallace, 2014	4
Bo Wallace, 2013	4
Eli Manning, 2003	4
Eli Manning, 2002	4
Matt Corral, 2021	4

CAREER

Name, Years	No.
1. Jordan Ta'amu, 2017-18	12
Chad Kelly, 2015-16	12
2. Bo Wallace, 2012-14	11
Matt Corral, 2018-21	11
5. Eli Manning, 2000-03	10
6. Shea Patterson, 2016-17	7
7. Romaro Miller, 1997-2000	3
Stewart Patridge, 1996-97	3
Archie Manning, 1968-70	3

TOTAL OFFENSE RECORDS

SINGLE GAME

Player, Opponent, Date	Total	Net Yds		Total	Play	TD
	Plays	Rush	Pass	Gain	Avg	
1. Archie Manning, Alabama, 10-4-69	67	104	436	540	8.0	5
2. Matt Corral, South Carolina, 11-14-2020	42	20	513	533	12.7	5
3. Jordan Ta'amu, Arkansas, 10-13-2018	52	141	387	528	10.2	3
4. Chad Kelly, Auburn, 10-29-2016	70	40	465	505	7.2	3
5. Shea Patterson, UT Martin, 9-9-2017	47	6	489	495	10.5	4
6. Chad Kelly, Arkansas, 11-7-2015	45	110	368	478	10.6	6
7. Jordan Ta'amu, Vanderbilt, 11-17-2018	62	10	457	467	7.5	2
8. Chad Kelly, Alabama, 9-17-2016	54	43	421	464	8.6	3
9. Jaxson Dart, Vanderbilt, 10-8-2022	34	15	448	463	13.6	3
10. Jordan Ta'amu, Southern Illinois, 9-8-2018	35	(-2)	448	446	12.7	5
11. Jordan Ta'amu, South Carolina, 11-3-2018	69	66	379	445	6.4	1
Matt Corral, Florida, 9-26-2020	44	50	395	445	10.1	3
13. Jordan Ta'amu, Arkansas, 10-28-2017	39	76	368	444	11.4	2
14. Jordan Ta'amu, Kent State, 9-22-2018	44	0	442	442	10.0	3
15. Jordan Ta'amu, ULM, 10-6-2018	30	63	374	437	14.6	5
16. Matt Corral, Louisville, 9-6-2021	44	55	381	436	9.9	2
17. Shea Patterson, South Alabama, 9-2-2017	41	6	429	435	10.6	4
Matt Corral, Vanderbilt, 10-31-2020	40	23	412	435	10.9	6
19. Jordan Ta'amu, Louisiana, 11-11-2017	43	13	418	431	10.0	5
20. Bo Wallace, Arkansas, 11-9-2013	43	12	416	428	10.0	3

11. Chad Kelly, 2016	409	332	2758	3090	7.56	24
12. Eli Manning, 2001	442	9	2948	2957	6.69	31
13. Jevan Snead, 2008	384	60	2762	2822	7.35	29
14. Jevan Snead, 2009	403	101	2632	2733	6.78	23
15. Jeremiah Masoli, 2010	417	544	2039	2583	6.19	20
16. Stewart Patridge, 1997	408	(-108)	2667	2559	6.27	13
17. John Darnell, 1989	411	75	2326	2401	5.84	12
18. Romaro Miller, 1998	386	33	2273	2306	6.0	12
19. John Fourcade, 1980	411	402	1897	2299	5.6	19
20. Archie Manning, 1969	389	502	1762	2264	5.8	23

CAREER

Player, Position, Years	Total	Net Yds		Total	Play	TD
	Plays	Rush	Pass	Gain	Avg	
1. Bo Wallace, QB, 2012-14	1581	944	9534	10478	6.63	81
2. Eli Manning, QB, 2000-03	1491	(-135)	10119	9984	6.70	86
3. Matt Corral, QB, 2018-21	1246	1338	8287	9625	7.72	75
4. Chad Kelly, QB, 2015-16	974	832	6800	7632	7.84	65
5. John Fourcade, QB, 1978-81	1275	1301	5412	6713	5.16	47
6. Romaro Miller, QB, 1997-2000	1031	102	6311	6413	6.22	46
7. Kent Austin, QB, 1981-85	1252	(-5)	6184	6179	4.9	32
8. Jordan Ta'amu, QB, 2017-18	764	507	5600	6107	7.99	40
9. Archie Manning, QB, 1968-70	1077	823	4753	5576	5.16	56
10. Jevan Snead, QB, 2008-09	787	161	5394	5555	7.06	52
11. Mark Young, QB, 1985-88	614	60	4971	5031	8.2	38
12. Russ Shows, QB, 1989-92	753	141	3778	3919	5.20	27
13. Jaxson Dart, QB, 2022	490	614	2974	3588	7.32	21
14. John Darnell, QB, 1986-89	634	272	3253	3525	5.56	25
15. Josh Nelson, QB, 1994-95	678	(-409)	3703	3294	4.9	26
16. Shea Patterson, QB, 2016-17	481	153	3139	3292	6.84	24
17. Norris Weese, QB, 1971-73	642	1211	1968	3179	4.95	33
18. Deuce McAllister, RB, 1997-2000	619	3060	52	3112	5.03	38
19. Charlie Conerly, HB, 1942; 1946-47#	602	763	2313	3076	5.10	40
20. Tim Ellis, QB, 1974-77	674	626	2339	2965	4.40	26

Conerly's totals include five (1942) scoring passes for 166 yards plus statistics from two additional games. Complete figures for 1942 not available.

SEASON

Player, Year	Total	Net Yds		Total	Play	TD
	Plays	Rush	Pass	Gain	Avg	
1. Chad Kelly, 2015	565	500	4042	4542	8.04	41
2. Jordan Ta'amu, 2018	534	342	3918	4260	7.97	25
3. Matt Corral, 2021	538	614	3349	3963	7.37	31
4. Matt Corral, 2020	438	506	3337	3843	8.77	33
5. Bo Wallace, 2013	568	355	3346	3701	6.52	24
6. Jaxson Dart, 2022	490	614	2974	3588	7.32	21
7. Eli Manning, 2003	489	(-28)	3600	3572	7.30	32
8. Bo Wallace, 2014	502	199	3194	3393	6.76	27
9. Bo Wallace, 2012	511	390	2994	3384	6.62	30
10. Eli Manning, 2002	520	(-120)	3401	3281	6.31	23

TDS RESPONSIBLE FOR

SEASON

Name, Year	No.
1. Chad Kelly, 2015	41
2. Matt Corral, 2020	33
3. Eli Manning, 2003	32
4. Matt Corral, 2021	31
Bo Wallace, 2012	31
Eli Manning, 2001	31
7. Jevan Snead, 2008	29
Charlie Conerly, 1947	29
9. Bo Wallace, 2014	27
10. Jordan Ta'amu, 2018	25

CAREER

Name, Years	No.
1. Eli Manning, 2000-03	86
2. Bo Wallace, 2012-14	82
3. Matt Corral, 2018-21	75
4. Chad Kelly, 2015	65
5. Archie Manning, 1968-70	56
6. Jevan Snead, 2008-09	52
7. John Fourcade, 1978-81	47
8. Romaro Miller, 1997-2000	46
9. Deuce McAllister, 1997-2000	42
10. Charlie Conerly, 1942; 1946-47	40
Jordan Ta'amu, 2017-18	40

TOTAL AVERAGE PER PLAY

SEASON

(Minimum 200 offensive plays)

Name, Year (Plays-Yards)	Avg.
1. Matt Corral, 2020 (438-3843)	8.77
2. Chad Kelly, 2015 (565-4542)	8.04
3. Jordan Ta'amu, 2017 (230-1,847)	8.03
4. Jordan Ta'amu, 7.97 (534-4260)	7.97
5. Chad Kelly, 2016 (409-3090)	7.56
6. Parker Hall, 1938 (207-1,558)	7.53
7. Matt Corral, 2021 (614-3,963)	7.37
8. Jevan Snead, 2008 (384-2,822)	7.35
9. Jaxson Dart, 2022 (490, 3588)	7.32
10. Shea Patterson, 2017 (307-2,243)	7.31

CAREER

(Minimum 400 offensive plays)

Name, Years (Plays-Yards)	Avg.
1. Jordan Ta'amu, 2017-18 (765-6107)	7.99
2. Chad Kelly, 2015-16 (974-7,632)	7.84
3. Matt Corral, 2018-21 (1246-9625)	7.72
4. Jaxson Dart, 2022 (490-3588)	7.32
5. Jevan Snead, 2008-09 (787-5,555)	7.06
6. Shea Patterson, 2016-17 (481-3,292)	6.84
7. Eli Manning, 2000-03 (1,491-9,984)	6.70
8. Bo Wallace, 2012-14 (1,581-10,478)	6.63
9. Stewart Patridge, 1994; 1996-97 (408-2,559)	6.27
10. Romaro Miller, 1997-2000 (1,031-6,413)	6.22

TOTAL OFFENSIVE PLAYS

SEASON

Name, Year	No.
1. Bo Wallace, 2013	568
2. Chad Kelly, 2015	565
3. Matt Corral, 2021	538
4. Jordan Ta'amu, 2018	534
5. Eli Manning, 2002	520
6. Bo Wallace, 2012	511
7. Bo Wallace, 2014	502
8. Jaxson Dart, 2022	490
9. Eli Manning, 2003	489
10. Eli Manning, 2001	442

CAREER

Name, Years	No.
1. Bo Wallace, 2012-14	1,581
2. Eli Manning, 2000-03	1,491
3. John Fourcade, 1978-81	1,275
4. Kent Austin, 1981-85	1,252
5. Matt Corral, 2018-21	1,246
6. Archie Manning, 1968-70	1,077
7. Romaro Miller, 1997-2000	1,031
8. Mark Young, 1985-88	1,013
9. Chad Kelly, 2015-16	974
10. Jevan Snead, 2008-09	787

RECEIVING RECORDS

RECEPTIONS

SINGLE GAME

Player, Opponent, Date	No	Yds	Avg	TD
1. Dontario Drummond, Mississippi State, 11-25-21	14	138	9.9	0
Elijah Moore, Vanderbilt, 10-31-2020	14	238	17.0	3
A.J. Brown, Louisiana, 11-11-2017	14	185	13.2	2
Laquon Treadwell, Memphis, 10-17-2015	14	144	10.3	1
5. Elijah Moore, South Carolina, 11-17-2020	13	225	17.3	2
Floyd Franks, Alabama, 10-4-69	13	191	14.7	1
Barney Poole, Chattanooga, 11-15-47	13	95	7.3	1
8. Elijah Moore, Mississippi State, 11-28-2020	12	139	11.6	0
9. Elijah Moore, Arkansas, 10-17-2020	11	113	10.3	1
Elijah Moore, Alabama, 10-10-2020	11	143	13.0	0
Elijah Moore, Cal, 9-21-2019	11	102	9.3	0
Elijah Moore, South Carolina, 11-3-2018	11	129	11.7	0
Bill Flowers, Arkansas, 10-26-2002	11	88	8.0	0
14. A.J. Brown, Auburn, 10-20-2018	10	155	15.5	1
Chris Collins, Arkansas, 10-26-2002	10	138	13.8	1
LeMay Thomas, Vanderbilt, 10-28-95	10	130	13.0	1
Chris Collins, South Carolina, 11-1-2003	10	125	12.5	2
Mike Espy, Tennessee, 10-1-2005	10	115	11.5	0
A.J. Brown, Auburn, 10-7-2017	10	109	10.9	0
Laquon Treadwell, 11-1-2014	10	103	10.3	1
DaMarkus Lodge, Arkansas, 10-13-2018	10	80	8.0	1
Van Jefferson, California, 9-16-2017	10	94	9.4	0
Buford McGee, Tennessee, 11-13-82	10	62	6.2	1

SEASON

Player, Position, Year	No	Yds	Avg	TD
1. Elijah Moore, WR, 2020	86	1,193	13.9	8
2. A.J. Brown, WR, 2018	85	1,320	15.5	6
3. Laquon Treadwell, WR, 2015	82	1,153	14.1	11
4. Chris Collins, SE, 2003	77	949	12.3	7
5. Dontario Drummond, WR, 2021	76	1,028	13.5	8
6. A.J. Brown, WR, 2017	75	1,252	16.7	11
7. Laquon Treadwell, WR, 2013	72	608	8.4	5
8. Shay Hodge, SE, 2009	70	1,135	16.2	8
9. Elijah Moore, WR, 2019	67	850	12.7	6
10. Donte Moncrief, WR, 2012	66	979	14.8	10
11. Evan Ingram, TE, 2016	65	926	14.2	8
DaMarkus Lodge, WR, 2018	65	877	13.5	4
13. Malik Heath, WR, 2022	60	971	16.2	5
14. Donte Moncrief, WR, 2013	59	938	15.9	6
15. LeMay Thomas, SE, 1995	56	801	14.3	3
16. Chris Collins, WR, 2002	55	812	14.8	10
17. Floyd Franks, SE, 1969	54	720	13.3	2
Chris Collins, SE, 2001	54	692	12.8	6
19. Bill Flowers, WR, 2002	53	588	11.1	3
20. Mike Espy, WR, 2005	52	543	10.4	3
Barney Poole, E, 1947	52	511	9.6	8

CAREER

Player, Position, Years	No	Yds	Avg	TD
1. Laquon Treadwell, WR, 2013-15	202	2393	11.8	21
2. Chris Collins, SE-WR, 2000-03	198	2621	13.2	24
3. A.J. Brown, WR, 2016-18	189	2984	15.8	19
Elijah Moore, WR, 2018-20	189	2441	12.9	16
5. Shay Hodge, SE, 2006-09	173	2646	15.3	22
6. Evan Ingram, TE, 2013-16	162	2320	14.3	15
7. Donte Moncrief, WR, 2011-13	156	2371	15.2	20
8. Bill Flowers, WR, 2001-04	149	1795	12.0	10
9. Grant Heard, WR, 1996-2000	142	2029	14.3	16
10. Ta'Boris Fisher, WB, 1993-94; H-B, 1995-96	139	1511	10.9	7
11. Mike Espy, WR, 2002-05	136	1779	13.1	9
Ja-Mes Logan, WR, 2010-13	136	1734	12.8	6
13. Cory Peterson, WR, 1996-99	135	1842	13.6	9
14. Dexter McCluster, RB-FL, 2006-09	130	1703	13.1	7
15. Floyd Franks, SE, 1968-70	127	1707	13.4	11
16. Willie Green, SE, 1986-89	126	2274	18.0	12
17. DaMarkus Lodge, WR, 2015-18	122	1790	14.7	14
18. Michael Harmon, SE, 1979-82	119	1760	14.8	7
19. J.R. Ambrose, FL, 1984-87	118	2012	17.1	13
20. Dontario Drummond, WR, 2019-21	114	1633	14.3	15

YARDS

SINGLE GAME

Player, Opponent, Date	No	Yds	Avg	TD
1. Jonathan Mingo, Vanderbilt, 10-8-2022	9	247	27.4	2
2. Elijah Moore, Vanderbilt, 10-31-2020	14	238	17.0	3
3. A.J. Brown, South Alabama, 9-2-2017	8	233	29.1	2
4. Elijah Moore, Florida, 9-26-2020	10	227	22.7	0
5. Elijah Moore, South Carolina, 11-14-2020	13	225	17.3	2
6. A.J. Brown, Vanderbilt, 11-17-2018	9	212	23.5	1
7. Eddie Small, Vanderbilt, 9-18-93	6	210	35.0	2
8. Pat Coleman, Arkansas State, 9-16-89	6	200	33.3	3
9. Floyd Franks, Alabama, 10-4-69	13	191	14.7	1
10. A.J. Brown, Louisiana, 11-11-2017	14	185	13.2	2
11. Kenny Yeboah, Arkansas, 10-17-2020	7	181	25.9	2
12. DaMarkus Lodge, ULM, 10-6-2018	9	179	19.9	1
13. Dontario Drummond, Louisville, 9-6-2018	9	177	19.7	1
14. Evan Ingram, Mississippi State, 11-29-2014	5	176	35.2	0
15. A.J. Brown, Vanderbilt, 10-14, 2017	8	174	21.8	2
16. Donte Moncrief, Mississippi State, 11-24-2012	7	173	24.7	3
17. Grant Heard, UNLV, 10-28-2000	7	169	24.1	2
Shay Hodge, Northern Arizona, 11-7-2009	7	169	24.1	2
19. A.J. Brown, Mississippi State, 11-23-2017	6	167	27.8	1
20. Cory Peterson, Memphis, 9-5-98	9	164	18.2	2

YARDS

SEASON

Name, Year	Yards
1. A.J. Brown, 2018	1,320
2. A.J. Brown, 2017	1,252
3. Elijah Moore, 2020	1,193
4. Laquon Treadwell, 2015	1,153
5. Shay Hodge, 2009	1,135
6. Dontario Drummond, 2021	1,028
7. Donte Moncrief, 2012	979
8. Malik Heath, 2022	971
9. Chris Collins, 2003	949
10. Donte Moncrief, 2013	938

CAREER

Name, Years	Yards
1. A.J. Brown, 2016-18	2,984
2. Shay Hodge, 2006-09	2,646
3. Chris Collins, 2000-03	2,621
4. Elijah Moore, 2018-20	2,441
5. Laquon Treadwell, 2013-15	2,393
6. Donte Moncrief, 2011-13	2,371
7. Evan Ingram, 2013-16	2,320
8. Willie Green, 1986-89	2,274
9. Grant Heard, 1996-2000	2,029
10. J.R. Ambrose, 1984-87	2,012

TOUCHDOWNS

SEASON

Name, Year	No.
1. A.J. Brown, 2017	11
Laquon Treadwell, 2015	11
2. Donte Moncrief, 2012	10
Chris Collins, 2002	10
4. Grant Heard, 2000	9
Ken Toler, 1980	9
6. Dontario Drummond, 2021	8
Elijah Moore, 2020	8
Evan Ingram, 2016	8
Shay Hodge, 2009	8
Shay Hodge, 2008	8
Roell Preston, 1994	8
Burney Veazey, 1972	8
Barney Poole, 1947	8

CAREER

Name, Years	No.
1. Chris Collins, 2000-03	24
2. Shay Hodge, 2006-09	22
3. Laquon Treadwell, 2013-15	21
4. Donte Moncrief, 2011-13	20
5. A.J. Brown, 2016-18	19
6. Grant Heard, 1996-2000	16
Elijah Moore, 2018-20	16
8. Dontario Drummond, 2019-21	15
Evan Ingram, 2013-16	15
Mike Wallace, 2005-08	15

100-YARD GAMES

SEASON

Name, Year	No.
1. Elijah Moore, 2020	6
A.J. Brown, 2018	6
Laquon Treadwell, 2015	6
4. Donte Moncrief, 2013	5
Shay Hodge, 2009	5
Malik Heath, 2022	5
6. Dontario Drummond, 2021	4
Elijah Moore, 2019	4
Evan Ingram, 2016	4
Donte Moncrief, 2012	4
Mike Wallace, 2008	4
Chris Collins, 2003	4
Chris Collins, 2001	4

CAREER

Name, Years	No.
1. A.J. Brown, 2015-18	12
2. Elijah Moore, 2018-20	11
Chris Collins, 2000-03	11
4. Donte Moncrief, 2011-13	9
Laquon Treadwell, 2013-15	9
6. Evan Ingram, 2013-16	7
7. Mike Wallace, 2005-08	6
Shay Hodge, 2006-09	6
9. Dontario Drummond, 2019-21	5
Malik Heath, 2022	5

CAREER RECEPTIONS (TIGHT ENDS)

Name, Years	No.
1. Evan Ingram, 2013-16	162
2. Jim Poole, 1969-71	94
3. Rufus French, 1996-98	84
4. Kris Mangum, 1994-96	74
5. Barney Poole, 1947-48	70
6. Butch Veazey, 1971-73	58
7. Allen Brown, 1962-64	51
8. Curtis Weathers, 1974, 1976-77	49
9. Doug Zeigler, 1999-2002	48
10. Wesley Walls, 1988	36
Bill Eubanks, 1940-41	36

CAREER RECEIVING YARDS (TIGHT ENDS)

Name, Years	Yards
1. Evan Ingram, 2013-16	2,320
2. Jim Poole, 1969-71	1,013
3. Curtis Weathers, 1974-, 1976-77	835
4. Rufus French, 1996-98	814
5. Barney Poole, 1947-48	766
6. Kris Mangum, 1994-96	729
7. Butch Veazey, 1971-73	728
8. Doug Zeigler, 1999-2002	612
9. Jack Stribling, 1949	598
10. Allen Brown, 1962-64	584

CAREER RECEIVING TDS (TIGHT ENDS)

Name, Years	No.
1. Evan Ingram, 2013-16	15
2. Butch Veazey, 1971-73	12
3. Barney Poole, 1947-48	11
4. Woody Dabbs, 1960-62	9
5. Larry Grantham, 1957-59	8
6. Don Williams, 1955-57	7
7. Kenny Yeboah, 2020	6
Curtis Weathers, 1974-, 1976-77	6
Wes Sullivan, 1960-61	6
9. Doug Zeigler, 1999-2002	5
Ralph Smith, 1959-61	5
Johnny Brewer, 1957, 1959-60	5
Jack Stribling, 1949	5

ALL-PURPOSE RECORDS

SINGLE GAME

Player, Opponent, Date	Rush	Rec	Ret	Total
1. Dexter McCluster, Tennessee, 11-14-2009	282	42	0	324
2. Deuce McAllister, Arkansas, 11-6-99	125	34	158	317
3. John Avery, Alabama, 10-25-97	148	10	152	292
4. Jerrion Ealy, Southeastern Louisiana, 9-14-2019	95	6	172	273
5. Elijah Moore, South Carolina, 11-14-2020	45	225	0	270
6. Deuce McAllister, Alabama, 10-16-99	63	54	152	269
7. Dexter McCluster, Memphis, 9-3-2006	60	86	122	268
8. Dexter McCluster, Arkansas, 10-24-2009	123	137	0	260
9. Deuce McAllister, LSU, 10-30-99	140	16	102	258
10. Deuce McAllister, Auburn, 9-9-2000	104	1	152	257
Pat Coleman, Tulane, 10-21-89	0	92	165	257
12. Jonathan Mingo, Vanderbilt, 10-8-2022	0	247	0	247
13. Brandon Bolden, Fresno State, 9-25-2010	0	15	0	243
14. Dou Innocent, Mississippi State, 11-25-97	242	0	0	242
Elijah Moore, Vanderbilt, 10-31-2020	4	238	0	242
16. Quinshon Judkins, Arkansas, 11-19-2022	214	27	0	241
17. Mike Wallace, Vanderbilt, 9-20-2008	0	36	202	238
18. A.J. Brown, South Alabama, 9-2-2017	0	233	0	233
19. Dexter McCluster, Oklahoma State, 1-2-2010	184	45	0	229
Chris Collins, Kentucky, 9-29-2001	38	119	72	229

SEASON

Player, Year	Rush	Rec	Ret	Total
1. Mike Wallace, 2008	92	784	861	1737
2. Dexter McCluster, 2009	1169	520	28	1717
3. Quinshon Judkins, 2022	1567	132	0	1699
4. Deuce McAllister, 1999	809	201	682	1692
5. Parker Hall, 1938	807	0	722	1529
6. Deuce McAllister, 2000	767	190	531	1488
7. Jaylen Walton, 2015	730	164	494	1388
8. Kayo Dottley, 1949	1312	29	22	1363
9. Jaylen Walton, 2013	523	322	515	1360
John Avery, 1996	788	99	473	1360
11. A.J. Brown, 2018	0	1320	0	1320

Brandon Bolden, 2010	976	344	0	1320
13. A.J. Brown, 2017	0	1252	50	1302
14. John Avery, 1997	862	113	315	1290
15. Dexter McCluster, 2008	655	625	0	1280
16. Elijah Moore, 2020	64	1193	9	1266
17. Jordan Wilkins, 2017	1011	241	-1	1251
18. Jerrion Ealy, 2021	768	218	258	1244
19. Junie Hovious, 1940	407	133	699	1239
20. Deuce McAllister, 1998	1082	154	0	1236

CAREER

Player, Years	Rush	Rec	Ret	Total
1. Deuce McAllister, 1997-2000	3060	616	1213	4889
2. Jaylen Walton, 2012-15	1957	749	2036	4742
3. Dexter McCluster, 2006-09	1955	1703	431	4089
4. Brandon Bolden, 2008-11	2604	807	270	3681
5. Jerrion Ealy, 2019-21	2235	545	864	3644
6. Mike Wallace, 2005-08	94	1910	1392	3396
7. Chris Collins, 2000-03	101	2621	552	3274
8. Mike Espy, 2002-05	45	1779	1416	3240
9. J.R. Ambrose, 1984-87	129	2012	1045	3186
10. Joe Gunn, 1998-2001	2749	374	0	3123
11. A.J. Brown, 2015-18	0	2984	50	3034
12. Doug Cunningham, 1964-66	840	259	1829	2928
13. Junie Hovious, 1938-41	1017	305	1578	2900
14. Freddie Lee Williams, 1976-79	1216	597	1059	2872
15. Elijah Moore, 2018-20	71	2441	355	2867
16. Dou Innocent, 1991-92; 1994-95	2322	392	121	2835
17. Kayo Dottley, 1947-50	2654	139	33	2826
18. Paul Hofer, 1972-75	1430	182	1133	2745
19. Michael Harmon, 1980-82	7	1760	908	2675
20. Ta' Boris Fisher, 1993-96	13	1511	1150	2674

SCORING RECORDS

POINTS SCORED

SINGLE GAME

Player, Opponent, Date	TD	EP	FG	TP
1. Showboat Boykin, Mississippi State, 12-1-51.....	*†7	0	0	*†42
2. John Rhys Plumlee, LSU, 11-16-2019.....	4	^1	0	26
Jimmy Patton, Tulane, 10-17-53.....	4	2	0	26
3. Dexter McCluster, Tennessee, 11-14-2009.....	4	0	0	24
Randy Baldwin, Arkansas State, 9-22-90.....	4	0	0	24
Greg Ainsworth, Mississippi State, 11-25-72.....	4	0	0	24
Eddie Crawford, LSU, 11-3-56.....	4	0	0	24
7. Jonathan Nichols, Texas Tech, 9-27-2003.....	0	3	6	21
8. Archie Manning, LSU, 11-1-69.....	3	^1	0	20
Parker Hall, Centenary, 10-22-38.....	3	2	0	20
10. Bryson Rose, Louisiana-Lafayette, 11-6-2010.....	0	4	5	19
Ray Hapes, W. Tennessee Teachers, 9-28-35.....	3	1	0	19

SEASON

Player, Position, Year	TD	EP	FG	TP
1. Jonathan Nichols, PK, 2003.....	0	49	25	124
2. Gary Wunderlich, K, 2015.....	0	63	19	120
3. Luke Logan, K, 2018.....	0	45	22	111
4. Gary Wunderlich, K, 2016.....	0	41	22	107
5. Bryson Rose, K, 2012.....	0	49	18	103
Joshua Shene, PK, 2008.....	0	52	17	103
7. Brandon Bolden, RB, 2010.....	17	0	0	102
Deuce McAllister, RB, 2000.....	17	0	0	102
Quinshon Judkins, RB, 2022.....	17	0	0	102
10. Jonathan Cruz, K, 2022.....	0	48	15	93
11. Bryson Rose, K, 2010.....	0	43	16	91
12. Andrew Ritter, K, 2013.....	0	42	16	90
13. Caden Costa, K, 2021.....	0	46	14	88
Joshua Shene, PK, 2009.....	0	43	15	88
15. Archie Manning, QB, 1969.....	14	^1	0	86
16. Jonathan Nichols, PK, 2002.....	0	40	15	85
Gary Wunderlich, K, 2017.....	0	34	17	85
18. John Dottley, FB, 1949.....	14	0	0	84
Scottie Phillips, RB, 2018.....	14	0	0	84
20. Jonathan Nichols, PK, 2004.....	0	19	20	79

CAREER

Player, Position, Years	TD	EP	FG	TP
1. Gary Wunderlich, K, 2014-16.....	0	158	64	350
2. Jonathan Nichols, K, 2001-04.....	0	155	63	344
3. Joshua Shene, PK, 2006-09.....	0	139	57	310
4. Luke Logan, K, 2017-20.....	0	134	41	257
5. Deuce McAllister, RB, 1997-2000.....	41	0	0	246
6. Bryson Rose, K, 2009-12.....	0	114	43	243
7. Brian Lee, K, 1989-92.....	0	84	41	207
8. Bryan Owen, K, 1985-88.....	0	92	38	206
9. Brandon Bolden, RB, 2008-11.....	33	0	0	198
10. Tim Montz, K, 1993-96.....	0	75	35	180
11. Hoppy Langley, KS, 1976-79.....	0	76	34	178
12. Steve Lavinghouze, KS, 1972-75.....	0	71	29	158
Joe Gunn, RB, 1998-2001.....	26	^1	0	158
14. Snoop Conner, RB, 2019-21.....	26	0	0	156
Jerrion Ealy, RB, 2019-21.....	26	0	0	156
16. Archie Manning, QB, 1968-70.....	25	2	0	154
17. Paige Cothren, FB, 1954-56.....	12	42	12	151
18. Chris Collins, WR, 2000-03.....	25	0	0	150
19. Les Binkley, K, 1999-2000.....	0	73	23	142
20. Randy Baldwin, HB, 1989-90.....	23	0	0	138
Jaylen Walton, RB, 2012-15.....	23	0	0	138

* NCAA Record † SEC Record ^ Two-point conversion

POINTS KICKING

SINGLE GAME

Player, Opponent, Date	EPA — M	FGA — M	TP
1. Jonathan Nichols, Texas Tech, 9-27-2003.....	3 — 3	6 — 6	21
2. Bryson Rose, Louisiana-Lafayette, 11-6-2010.....	4 — 4	5 — 5	19
3. Luke Logan, Texas Tech, 9-1-2018.....	5 — 5	4 — 4	17
Luke Logan, Vanderbilt, 11-17-2018.....	2 — 2	5 — 5	17
5. Walter Grant, UT-Chattanooga, 9-11-93.....	4 — 4	4 — 4	16
Brian Lee, Tulane, 8-31-91.....	1 — 1	5 — 5	16
7. Bryan Owen, Kentucky, 10-11-86.....	3 — 3	5 — 4	15
8. Luke Logan, South Carolina, 11-3-2018.....	5 — 5	3 — 3	14
Bryson Rose, Vanderbilt, 11-10-2012.....	2 — 2	5 — 4	14
Jonathan Nichols, Wyoming, 9-25-2004.....	2 — 2	4 — 4	14
Jonathan Nichols, Vanderbilt, 9-18-2004.....	2 — 2	4 — 4	14
12. Caden Costa, Louisville, 9-6-2021.....	4 — 4	3 — 3	13
Gary Wunderlich, Kentucky, 11-4-2017.....	4 — 4	3 — 3	13
Gary Wunderlich, Arkansas, 10-28-2017.....	4 — 4	3 — 3	13
Luke Logan, Vanderbilt, 10-14-2017.....	7 — 7	2 — 2	13
Gary Wunderlich, Georgia Southern, 11-5-2016.....	4 — 4	3 — 3	13
Gary Wunderlich, Alabama, 9-17-2016.....	4 — 4	3 — 3	13
Gary Wunderlich, Alabama, 9-19-2015.....	4 — 4	3 — 3	13
Joshua Shene, LSU, 11-21-2009.....	1 — 1	5 — 4	13
Jonathan Nichols, Arkansas, 10-25-2003.....	1 — 1	4 — 4	13
Jonathan Nichols, Arkansas State, 10-11-2003.....	7 — 7	2 — 2	13
Jonathan Nichols, Vanderbilt, 9-21-2002.....	4 — 4	3 — 3	13
Todd Gatlin, LSU, 10-31-81.....	1 — 1	4 — 4	13

SEASON

Player, Year	EPA — M	Pct	FGA — M	Pct	TP
1. Jonathan Nichols, 2003.....	49 — 49	1.000	29 — 25	.862	124
2. Gary Wunderlich, 2015.....	63 — 63	1.000	25 — 19	.760	120
3. Luke Logan, 2018.....	45 — 46	.978	22 — 27	.815	111
4. Gary Wunderlich, 2016.....	43 — 41	.953	23 — 22	.957	107
5. Bryson Rose, 2012.....	49 — 49	1.000	28 — 18	.643	103
Joshua Shene, 2008.....	52 — 52	1.000	21 — 17	.810	103
7. Jonathan Cruz, 2022.....	48 — 49	.980	15 — 17	.882	93
8. Bryson Rose, 2010.....	44 — 43	.977	18 — 16	.889	91
9. Andrew Ritter, 2013.....	45 — 42	.933	24 — 16	.667	90
10. Joshua Shene, 2009.....	45 — 43	.956	20 — 15	.750	88
Caden Costa, 2021.....	48 — 46	.958	17 — 14	.824	88
12. Gary Wunderlich, 2017.....	36 — 34	.944	21 — 17	.810	85
Jonathan Nichols, 2002.....	40 — 40	1.000	20 — 15	.750	85
14. Jonathan Nichols, 2004.....	19 — 19	1.000	27 — 20	.741	79
15. Les Binkley, 1999.....	36 — 36	1.000	16 — 14	.875	78
16. Brian Lee, 1992.....	25 — 25	1.000	24 — 15	.625	70
17. Luke Logan, 2019.....	38 — 35	.921	19 — 11	.578	68
18. Tim Montz, 1994.....	30 — 30	1.000	17 — 12	.706	66
19. Les Binkley, 2000.....	39 — 37	.949	13 — 9	.692	64
Brian Lee, 1991.....	26 — 25	.962	19 — 13	.684	64

CAREER

Player, Years	EPA — M	Pct	FGA — M	Pct	TP
1. Gary Wunderlich, 2014-17.....	162 — 158	.975	77 — 64	.831	350
2. Jonathan Nichols, 2001-04.....	157 — 155	.987	82 — 63	.768	344
3. Joshua Shene, 2006-09.....	142 — 139	.979	75 — 57	.760	310
4. Luke Logan, 2017-20.....	141 — 134	.965	59 — 41	.695	257
5. Bryson Rose, 2009-12.....	116 — 114	.983	57 — 43	.754	243
6. Brian Lee, 1989-92.....	87 — 84	.966	75 — 41	.547	207
7. Bryan Owen, 1985-88.....	98 — 92	.939	58 — 38	.655	206
8. Tim Montz, 1993-96.....	77 — 75	.974	51 — 35	.686	180
9. Hoppy Langley, 1976-79.....	82 — 76	.927	63 — 34	.540	178
10. Steve Lavinghouze, 1972-75.....	74 — 71	.959	53 — 29	.547	158
11. Les Binkley, 1999-2000.....	75 — 73	.973	29 — 23	.793	142
12. Todd Gatlin, 1980-82.....	67 — 62	.925	40 — 24	.600	134
13. Jimmy Keyes, 1965-67.....	55 — 53	.964	49 — 25	.510	128
14. Jonathan Cruz, 2022.....	48 — 49	.980	15 — 17	.882	93
15. Andrew Ritter, 2009-13.....	45 — 42	.933	24 — 16	.667	90
16. Caden Costa, 2021.....	48 — 46	.958	17 — 14	.824	88
17. Bobby Khayat, 1957-59.....	62 — 55	.887	22 — 9	.409	82
18. Billy Carl Irwin, 1962-64.....	55 — 49	.891	18 — 10	.556	79
Paige Cothren, 1954-56.....	52 — 43	.827	27 — 12	.444	79

TOUCHDOWNS

SEASON

Name, Pos., Year	No.
1. Deuce McAllister, RB, 2000	17
Brandon Bolden, RB, 2010	17
Quinshon Judkins, RB, 2022	17
4. Kayo Dottley, FB, 1949	14
Archie Manning, QB, 1969	14
Scottie Phillips, RB, 2018	14
7. Randy Baldwin, HB, 1990	13
Deuce McAllister, RB, 1999	13
Snoop Conner, RB, 2021	13
10. John Rhys Plumlee, QB, 2019	12
Ray Hapes, FB, 1935	12
Merle Hapes, FB, 1940	12

CAREER

Name, Pos., Years	No.
1. Deuce McAllister, RB, 1997-2000	41
2. Brandon Bolden, RB, 2008-11	33
3. Joe Gunn, RB, 1998-2001	26
Snoop Conner, RB, 2019-21	26
Jerrion Ealy, RB, 2019-21	26
6. Archie Manning, QB, 1968-70	25
Chris Collins, WR, 2000-03	25
8. Randy Baldwin, HB, 1989-90	23
Jaylen Walton, RB, 2012-15	23
10. John Fourcade, QB, 1978-81	22
Dexter McCluster, RB-WR, 2006-09	22

FIELD GOALS MADE

SEASON

Name, Year	No.
1. Jonathan Nichols, 2003	25
2. Luke Logan, 2018	22
Gary Wunderlich, 2016	22
4. Jonathan Nichols, 2004	20
5. Gary Wunderlich, 2015	19
6. Bryson Rose, 2012	18
7. Gary Wunderlich, 2017	17
Joshua Shene, 2008	17
9. Andrew Ritter, 2013	16
Bryson Rose, 2010	16

CAREER

Name, Years	No.
1. Gary Wunderlich, 2014-17	64
2. Jonathan Nichols, 2001-04	63
3. Joshua Shene, 2006-09	57
4. Bryson Rose, 2009-12	43
5. Luke Logan, 2017-20	41
Brian Lee, 1989-92	41
7. Bryan Owen, 1985-88	38
8. Tim Montz, 1993-96	35
9. Hoppy Langley, 1976-79	34
10. Steve Lavinghouze, 1972-75	29

PATS MADE

SEASON

Name, Year	No.
1. Gary Wunderlich, 2015	63
2. Joshua Shene, 2008	52
3. Bryson Rose, 2012	49
Jonathan Nichols, 2003	49
5. Jonathan Cruz, 2022	48
6. Jonathan Nichols, 2001	47
Caden Costa, 2021	46
8. Luke Logan, 2018	45
Luke Logan, 2020	45
10. Bryson Rose, 2010	43
Joshua Shene, 2009	43

CAREER

Name, Years	No.
1. Gary Wunderlich, 2014-17	158
2. Jonathan Nichols, 2001-04	155
3. Joshua Shene, 2006-09	139
4. Luke Logan, 2017-20	134
5. Bryson Rose, 2009-12	114
6. Bryan Owen, 1985-88	92
7. Brian Lee, 1989-92	84
8. Hoppy Langley, 1976-79	76
9. Tim Montz, 1993-96	75
10. Les Binkley, 1999-2000	73

YEAR-BY-YEAR SCORING LEADERS

Year	Player, Position	TD	EP-EPA	FG-FGA	TP	Year	Player, Position	TD	EP-EPA	FG-FGA	TP
2022	Quinshon Judkins, RB	17	—	—	102	1980	Ken Toler, SE	9	—	—	54
2021	Caden Costa, K	0	46-48	14-17	88	1979	Leon Perry, FB	10	1-1	—	62
2020	Jerrion Ealy, RB	11	—	—	66	1978	Hoppy Langley, KS	0	18-19	11-18	51
2019	John Rhys Plumlee, QB	12	2-2	—	74	1977	James Storey, FB	10	—	—	60
2018	Luke Logan, K	0	45-46	22-26	111	1976	Hoppy Langley, KS	0	13-13	9-14	40
2017	Gary Wunderlich, K	0	34-46	17-21	85	1975	Steve Lavinghouze, KS	0	18-18	10-14	48
2016	Gary Wunderlich, K	0	41-43	22-23	107	1974	Steve Lavinghouze, KS	0	16-16	5-12	31
2015	Gary Wunderlich, K	0	63-63	19-25	120	1973	Steve Lavinghouze, KS	0	25-25	9-17	52
2014	Jaylen Walton, RB	7	—	—	42	1972	Burney Veazey, TE	8	—	—	48
2013	Andrew Ritter, K	0	42-45	16-24	90	1971	Greg Ainsworth, TB	11	—	—	66
2012	Bryson Rose, K	0	49-49	18-28	103	1970	Bob Knight, TB	8	—	—	48
2011	Bryson Rose, K	0	20-21	9-11	47	1969	Archie Manning, QB	14	1-2	—	86
2010	Brandon Bolden, RB	17	—	—	102	1968	Steve Hindman, TB	7	—	—	42
2009	Joshua Shene, K	0	43-45	15-20	88	1967	Jimmy Keyes, LB	0	14-15	9-14	41
2008	Joshua Shene, K	0	52-52	17-21	103	1966	Jimmy Keyes, MG	0	20-20	10-17	50
2007	Joshua Shene, K	0	24-25	11-17	57	1965	Mike Dennis, TB	8	—	—	48
2006	Joshua Shene, K	0	20-20	14-17	62	1964	Billy Carl Irwin, RE	0	21-23	7-11	42
2005	Mike Espy, WR	4	—	—	24	1963	Billy Carl Irwin, RE	1	23-27	3-6	38
2004	Jonathan Nichols, K	0	19-19	20-27	79	1962	Louis Guy, WB	8	—	—	48
2003	Jonathan Nichols, K	0	49-49	25-29	124	1961	Billy Ray Adams, FB	10	—	—	60
2002	Jonathan Nichols, K	0	40-40	15-20	85	1960	James Anderson, TB	7	0-1	—	42
2001	Joe Gunn, RB	10	—	—	60	1959	Charlie Flowers, FB	11	0-1	—	66
2000	Deuce McAllister, RB	17	—	—	102	1958	Bobby Ray Franklin, QB	6	3-3	—	39
1999	Deuce McAllister, RB	13	—	—	78	1957	Ray Brown, QB	7	0-2	—	42
1998	Les Binkley, K	0	36-36	14-16	78	1956	Ray Brown, QB	8	4-7	—	52
1997	Deuce McAllister, RB	7	—	—	42	1955	Paige Cothren, FB	6	20-25	6-15	74
1996	John Avery, RB	8	—	—	48	1954	Allen Muirhead, RH	10	—	—	60
1995	Tim Montz, K	0	26-26	7-14	47	1953	Bobby McCool, FB	7	—	—	42
1994	Tim Montz, K	0	17-19	13-19	56	1953	Earl Blair, LH	7	0-1	—	42
1993	Walter Grant, K	0	30-30	12-17	66	1952	Wilson Dillard, LH	8	—	—	48
1992	Brian Lee, K	0	23-24	12-20	59	1952	Harol Lofton, FB	8	—	—	48
1991	Marvin Courtney, RB	11	25-25	15-24	70	1951	Showboat Boykin, FB	10	—	—	60
1990	Randy Baldwin, HB	13	1-1	—	68	1951	Jimmy Lear, QB	6	23-32	—	59
1989	Randy Baldwin, RB	10	—	—	78	1949	Kayo Dottley, FB	14	—	—	84
1988	Bryan Owen, K	0	18-19	11-15	51	1948	Dixie Howell, RHB	5	—	—	30
1987	Bryan Owen, K	0	23-24	12-16	59	1947	Charlie Conerly, LHB	9	—	—	54
1986	Bryan Owen, K	0	28-28	8-15	52	1946	Ray Poole, E	4	5-6	—	29
1985	Bryan Owen, K	0	23-25	7-12	44	1941	Merle Hapes, FB	6	—	—	36
1984	John Howard, K	0	13-16	13-20	52	1940	Merle Hapes, FB	12	—	—	72
1983	Buford McGee, TB	7	—	—	42	1940	Junie Hovious, LHB	9	11-19	—	65
1982	Todd Gatlin, KS	0	21-22	9-16	48	1939	Leslie Dodson, FB	4	9-11	—	33
1981	Todd Gatlin, KS	0	13-14	10-14	43	1938	Parker Hall, LHB	11	7-13	—	73
						1935	Ray Hapes, HB	12	2-2	—	74

PATS ATTEMPTED

SEASON

Name, Year	No.
1. Gary Wunderlich, 2015	63
2. Joshua Shene, 2008	52
3. Bryson Rose, 2012	49
Jonathan Nichols, 2003	49
Jonathan Nichols, 2001	49
Jonathan Cruz, 2022	49
7. Caden Costa, 2021	48
Luke Logan, 2020	48
9. Luke Logan, 2018	46
10. Andrew Ritter, 2013	45

Joshua Shene, 2009 45

CAREER

Name, Years	No.
1. Gary Wunderlich, 2014-17	162
2. Jonathan Nichols, 2001-04	157
3. Joshua Shene, 2006-09	142
4. Luke Logan, 2017-20	141
5. Bryson Rose, 2009-12	116
6. Bryan Owen, 1985-88	98
7. Luke Logan, 2017-Present	93
8. Brian Lee, 1989-92	87
9. Hoppy Langley, 1976-79	82
10. Tim Montz, 1993-96	77

KICKOFF RETURN RECORDS

SINGLE GAME

Player, Opponent, Date	No	Yds	Avg	LP	TD
1. Mike Wallace, Vanderbilt, 9-20-2008	6	202	33.7	98	1
2. Jerrion Ealy, Southeastern Louisiana, 9-14-2019	6	172	28.7	94	1
3. Marshay Green, Florida, 9-22-2007	6	159	26.5	42	0
4. Deuce McAllister, Arkansas, 11-6-99	3	158	52.7	100	1
5. Deuce McAllister, Alabama, 10-16-99	6	152	25.3	46	0
6. Jesse Grandy, Auburn, 10-31-2009	5	150	30.0	82	1
7. Jesse Grandy, Auburn, 10-30-2010	7	148	21.1	32	0
8. Marshay Green, Missouri, 9-8-2007	6	146	24.3	30	0
9. Jesse Grandy, Mississippi State, 11-28-2009	7	143	20.4	30	0
10. Ronald McClendon, Texas Tech, 9-27-2003	5	141	28.2	41	0
11. Carlos Davis, Vanderbilt, 11-19-2016	5	137	27.4	60	0
12. Bryan Brown, South Carolina, 11-1-2003	6	134	22.3	36	0
John Avery, Alabama, 10-25-97	3	134	44.7	100	1
Doug Cunningham, Mississippi State, 12-5-64	3	134	44.7	81	1
15. Tobias Singleton, Alabama, 10-15-2011	5	131	26.2	47	0
16. Carlos Davis, Mississippi State, 11-26-2016	6	129	21.5	30	0
17. Carlos Davis, LSU, 10-22-2016	6	124	20.7	28	0
18. Jason Armstead, Mississippi State, 11-22-2001	5	123	24.6	30	0
19. Dexter McCluster, Memphis, 9-3-2006	5	122	24.4	39	0
Tyrone Ashley, Alabama, 10-7-89	6	122	20.3	24	0

12. Jason Armstead, 2001	19	524	27.6	93	1
13. Vincent Brownlee, 1991	22	518	23.5	48	0
14. Tobias Singleton, 2011	21	516	24.6	47	0
15. Jaylen Walton, 2013	25	515	20.6	52	0
16. Willie Goodloe, 1985	22	506	23.0	63	0
17. Jaylen Walton, 2015	27	494	18.3	37	0
18. Mike Wallace, 2007	21	483	23.0	77	1
19. John Avery, 1996	17	473	27.8	100	2
20. Paul Hofer, 1973	19	457	24.1	45	0

CAREER

Player, Years	No	Yds	Avg	LP	TD
1. Jaylen Walton, 2012-15	96	2036	21.2	100	1
2. Mike Wallace, 2005-08	60	1392	23.2	98	2
3. Jesse Grandy, 2009-10	59	1373	23.3	88	2
4. Paul Hofer, 1972-75	51	1133	22.2	45	0
5. Freddie Williams, 1976-79	51	1059	20.8	50	0
6. Tyrone Ashley, 1989-91	49	1043	21.3	90	2
7. Deuce McAllister, 1997-2000	45	992	22.0	100	1
8. Marshay Green, 2006-09	41	984	24.0	62	0
9. Willie Goodloe, 1984-87	48	977	20.4	63	0
10. Malvin Gipson, 1978-81	45	944	20.9	54	0
11. J.R. Ambrose, 1984-87	41	938	22.9	94	1
12. Pat Coleman, 1988-89	44	912	20.7	38	0
13. Doug Cunningham, 1964-66	35	888	25.4	81	1
14. Jaylon Jones, 2016-17	33	885	26.8	97	2
15. Jason Armstead, 2001-02	38	878	23.1	93	1
16. Jerrion Ealy, 2019-21	34	864	25.4	100	2
17. Carlos Davis, 2012-16	40	856	21.4	62	0
18. John Avery, 1996-97	30	788	26.3	100	3
19. Mark Smith, 1992-95	26	734	28.2	55	0
20. Ronald McClendon, 2002-03	33	706	21.4	44	0

SEASON

Player, Year	No	Yds	Avg	LP	TD
1. Mike Wallace, 2008	35	861	24.6	98	1
2. Jaylon Jones, 2017	31	775	25.0	97	1
3. Carlos Davis, 2016	33	754	22.8	62	0
4. Jesse Grandy, 2009	29	746	25.7	88	2
5. Deuce McAllister, 1999	25	652	26.1	100	1
6. Jaylen Walton, 2012	26	643	24.7	100	1
7. Marshay Green, 2007	27	631	23.4	42	0
8. Jesse Grandy, 2010	30	627	20.9	51	0
9. Pat Coleman, 1988	28	560	20.0	35	0
10. Tyrone Ashley, 1989	26	530	20.4	90	1
11. Freddie Williams, 1979	26	528	20.3	46	0

PUNT RETURN RECORDS

SINGLE GAME

Player, Opponent, Date	No	Yds	Avg	LP	TD
1. Jason Armstead, Memphis, 9-7-2002	8	157	19.6	62	1
2. Will Glover, Chattanooga, 11-15-47	4	151	37.8	75	1
3. Junie Hovious, Georgia, 10-12-40	4	145	36.3	96	1
4. Vincent Brownlee, Vanderbilt, 10-26-91	3	130	43.3	68	1
5. Jackie Flack, Union, 9-21-40	6	120	20.0	—	0
6. Vincent Brownlee, Arkansas, 9-22-90	5	118	23.6	89	1
7. Cory Peterson, SMU, 9-26-98	3	116	38.7	92	1
Doug Cunningham, Southern Miss, 10-15-66	8	116	14.5	57	1
9. Pat Coleman, Memphis State, 9-3-88	5	107	21.4	83	1
10. Marshay Green, Oklahoma State, 1-2-2010	4	106	26.5	63	0
11. Marshay Green, Mississippi State, 11-25-2006	5	105	21.0	47	1
12. Jason Armstead, Mississippi State, 11-28-2002	3	100	33.3	51	0

SEASON

Player, Year	No	Yds	Avg	LP	TD
1. Junie Hovious, 1940	33	498	15.1	96	1
2. Junie Hovious, 1941	36	463	12.9	61	1
3. Doug Cunningham, 1965	33	395	11.9	75	1
4. Jason Armstead, 2002	32	383	12.0	62	1
5. Marshay Green, 2008	35	381	10.9	77	1
6. Tommy James, 1967	27	377	14.0	79	1
7. Mike Espy, 2003	43	369	8.6	37	0
8. Rick Kimbrough, 1973	20	368	18.4	67	0
9. Vincent Brownlee, 1990	33	366	11.1	89	1
Doug Cunningham, 1966	33	366	11.5	64	2
11. Ta'Boris Fisher, 1994	33	347	10.5	56	0
12. Germaine Kohn, 1992	34	332	9.8	57	1

13. Vincent Brownlee, 1991	28	331	11.8	68	1
14. Ta'Boris Fisher, 1993	29	330	11.4	77	1
15. Jerry Tiblier, 1948	9	269	29.9	80	2
16. Jackie Flack, 1940	18	268	14.9	—	0
17. Marshay Green, 2009	26	264	10.2	63	0
18. Bobby Knight, 1971	23	261	11.7	62	0
19. Ta'Boris Fisher, 1996	21	256	12.2	73	1
20. Pat Coleman, 1989	23	242	10.5	47	0

CAREER

Player, Years	No	Yds	Avg	LP	TD
1. Junie Hovious, 1938-41	84	1142	13.6	96	2
2. Ta'Boris Fisher, 1993-96	96	1065	11.1	77	2
3. Doug Cunningham, 1964-66	81	941	11.6	75	3
4. Marshay Green, 2006-09	93	917	9.9	77	3
5. Mike Espy, 2002-05	95	716	7.5	51	1

6. Vincent Brownlee, 1990-91	61	697	11.4	89	2
7. Bobby Knight, 1969-71	56	627	11.2	62	1
8. Jason Armstead, 2001-02	54	579	10.7	62	1
9. Rick Kimbrough, 1973-75	52	518	10.0	67	0
10. Willie Goodloe, 1984-87	64	505	7.9	62	1
11. Michael Harmon, 1979-82	70	492	7.0	54	1
12. Cory Peterson, 1996-99	51	460	9.0	92	1
13. Pat Coleman, 1988-89	44	450	10.2	83	1
14. Tim Moffett, 1981-84	42	418	10.0	66	1
15. Tommy James, 1965-67	31	389	12.5	79	1
16. Jackie Flack, 1940-41	27	383	14.2	—	0
17. Billy Mustin, 1946-49	19	342	18.0	65	2
18. Bobby Wilson, 1946-49	39	313	8.0	—	0
19. Charlie Conerly, 1946-47	28	298	10.3	—	0
20. Jerry Tiblier, 1947-48	11	273	24.8	80	2

PUNTING RECORDS

SINGLE GAME

Player, Opponent, Date	No	Yds	Avg
1. Bill Smith, Southern Miss, 10-20-84	2	169	84.5
2. Jim Miller, Georgia, 10-6-79	1	65	65.0
3. Tyler Campbell, BYU, 9-3-2011	4	227	56.8
4. Gary Wunderlich, Texas A&M, 10-24-2015	3	169	56.3
5. Tyler Campbell, Texas, 9-14-2013	3	165	55.0
Brett Brewer, Memphis State, 9-8-84	2	110	55.0
7. Gary Wunderlich, Alabama, 9-17-2016	3	164	54.7
8. Randall Green, VMI, 9-7-96	1	54	54.0
Merle Hapes, Holy Cross, 11-9-40	3	162	54.0
Mac Brown, UT Martin, 9-9-2017	1	54	54.0
11. Les Paslay, Mississippi State, 11-28-53	3	161	53.7
Mac Brown, Tulane, 9-18-2021	3	161	53.7
13. Will Gleeson, Mississippi State, 11-26-2016	2	104	52.0
Tyler Campbell, Southeast Missouri, 9-7-2013	2	104	52.0
Bill Smith, Memphis State, 11-22-86	2	104	52.0
16. Tyler Campbell, Arkansas, 10-23-2010	6	311	51.8
17. Jim Miller, Memphis State, 9-15-79	6	310	51.7
Riley Myers, Chattanooga, 11-13-71	3	155	51.7
19. Jake Gibbs, LSU, 10-31-59	6	309	51.5
Mac Brown, Alabama, 10-2-2021	2	103	51.5

SEASON

Player, Year	No	Yds	Avg
1. Merle Hapes, 1940	23	1123	48.7
2. Bill Smith, 1984	44	2099	47.7
3. Mac Brown, 2020	27	1259	46.6
4. Tyler Campbell, 2010	60	2782	46.4
5. Jim Miller, 1977	66	3029	45.9
6. Bill Smith, 1985	79	3581	45.33
7. Charlie Conerly, 1946	53	2399	45.26
8. Merle Hapes, 1941	37	1655	44.7
9. Jim Miller, 1979	53	2362	44.6
10. Tyler Campbell, 2013	51	2266	44.4
11. Mac Brown, 2021	43	1909	44.4
12. Mac Brown, 2019	57	2524	44.3
13. Bill Smith, 1986	57	2522	44.2
14. Cody Ridgeway, 2003	58	2561	44.16
15. Will Gleeson, 2016	28	1235	44.11
16. Frank Lambert, 1964	50	2205	44.10
17. Tyler Campbell, 2009	43	1890	44.0
18. Gary Wunderlich, 2016	21	917	43.7
19. Tyler Campbell, 2011	72	3137	43.6
20. Jim Miller, 1978	76	3283	43.2

CAREER

Player, Position, Years	No	Yds	Avg
1. Merle Hapes, FB, 1939-41	69	3176	46.0
2. Gary Wunderlich, K/P, 2014-17	40	1791	44.8
3. Tyler Campbell, P, 2009-13	226	10075	44.6
4. Bill Smith, P, 1983-86	254	11260	44.3
5. Mac Brown, P, 2017-21	180	7883	43.8
6. Jim Miller, P, 1976-79	266	11549	43.4
7. Charlie Conerly, HB, 1946-47	110	4731	43.0
8. Frank Lambert, P, 1962-64	93	3999	43.0
9. Will Gleeson, P, 2014-16	180	7588	42.2
10. Cody Ridgeway, P, 2001-04	238	10021	42.1
11. Julian Fagan, P, 1967-69	199	8269	41.5
12. Jim Broadway, P, 2012	57	2345	41.1
13. Will Moseley, P, 2005-06	21	858	40.9
14. Darryl Graham, P, 1980-82	172	6898	40.1
15. Chuck Norman, P, 1965-66	127	5088	40.1
16. Parker Hall, HB, 1938	53	2127	40.1
17. Richard Chisolm, P, 1991-92	83	3308	39.9
18. Justin Sparks, P, 2007-09	51	2023	39.7
19. Walter Grant, P, 1994	18	714	39.7
20. Lonny Calicchio, P, 1994-95	102	4018	39.4

NOTE: Blocked punts and loss of yardage credited to team rather than individual after the 1954 season. Averages for Hapes (3 blocked), Conerly (4), Wilson (2), Day (1), Hovious (5), and Dillard (1) adjusted to conform. Prior to 1965, punters not given credit for 20 yards (touchback) assessed when punt carried over goal line.

DEFENSIVE RECORDS

INTERCEPTIONS

SINGLE GAME

Player, Opponent, Date	No	Yds	TD
1. Gary Hall, Tulane, 11-30-74	3	72	0
Glenn Cannon, LSU, 11-2-68	3	46	0
Todd Sandroni, Georgia, 10-1-88	3	33	1
Gerald Warfield, Houston, 10-22-66	3	29	0
Tommy Luke, Texas, 12-17-65	3	28	0
Ray Brown, Texas, 1-1-58	3	24	0
Don Price, Vanderbilt, 10-25-86	3	11	0
James Kelly, Arkansas, 10-25-52	3	7	0

SEASON

Player, Year	No	Yds	Avg	LP	TD
1. Senquez Golson, 2014	10	162	16.2	59	1
Bobby Wilson, 1949	10	70	7.0	25	0
3. Harry Harrison, 1972	9	129	14.3	32	0
4. Gerald Warfield, 1966	8	77	9.5	28	0
5. Junie Hovious, 1940	7	146	20.9	46	2
Parker Hall, 1938	7	128	18.3	51	0
Alundis Brice, 1993	7	98	14.0	45	2
Glenn Cannon, 1968	7	94	13.4	36	1
Ray Heidel, 1970	7	86	12.3	24	0
Glenn Cannon, 1969	7	63	9.0	36	1
Todd Sandroni, 1987	7	47	6.7	36	0
Todd Sandroni, 1988	7	33	4.7	27	1
Alundis Brice, 1994	7	29	4.1	26	0
14. Harry Harrison, 1973	6	110	18.3	24	0
Chauncey Godwin, 1989	6	91	15.2	58	1
Cody Prewitt, 2013	6	52	8.7	25	0
Von Hutchins, 2002	6	28	4.7	27	0
James Kelly, 1952	6	16	2.7	4	0

CAREER

Player, Years	No	Yds	Avg	LP	TD
1. Bobby Wilson, 1946-49	20	379	18.0	99	2
2. Glenn Cannon, 1967-69	19	180	9.5	36	2
3. Harry Harrison, 1971-73	16	242	15.1	32	0
Senquez Golson, 2011-14	16	232	14.5	59	1
5. Todd Sandroni, 1987-90	15	83	5.5	36	1
6. Junie Hovious, 1939-41	14	230	16.4	46	2
Alundis Brice, 1992-94	14	127	9.1	45	2
8. Cody Prewitt, 2011-14	12	174	14.5	75	1
9. Von Hutchins, 2000-03	11	51	4.6	27	0
10. Syniker Taylor, 1998-2001	10	188	18.8	65	1
Jimmy Patton, 1951-54	10	180	18.0	62	1
Chauncey Godwin, 1988-90	10	139	13.9	58	1
Tommy James, 1965-67	10	119	11.9	32	0
Ray Heidel, 1968-70	10	116	11.6	24	0
Travis Johnson, 2002-05	10	103	10.3	45	2
16. Merle Hapes, 1939-41	9	125	14.0	—	1
Gerald Warfield, 1964-66	9	77	8.6	28	0
Barry Wilburn, 1981-84	9	23	2.6	12	0
19. Charles Sawyer, 2010-13	8	154	19.2	96	1
John Blalack, 1954-56	8	128	16.0	29	1
Danny Boyd, 1992	8	122	15.3	75	1
Jack Reed, 1952-53	8	116	14.5	30	0
Jimmy Heidel, 1963-65	8	113	14.1	89	1
Paige Cothren, 1954-56	8	105	13.1	30	0
Anthony Magee, 1997-2000	8	72	9.0	28	0
James Kelly, 1951-52	8	48	6.0	4	0
AJ Finley, 2019-22	8	111	13.9	52	1

† SEC Record ^ Includes one fumble-interception

YEAR-BY-YEAR TACKLE LEADERS

Year	Player	Solo	Assists	Total
2022	Troy Brown	44	49	93
2021	Chance Campbell	48	61	109
2020	Jacquez Jones	36	39	75
2019	Lakia Henry	45	43	88
2018	MoMo Sanogo	53	59	112
2017	DeMarquis Gates	70	44	114
2016	DeMarquis Gates	53	26	79
2015	DeMarquis Gates	46	30	76
2014	Mike Hilton	48	23	71
2013	Serderius Bryant	52	26	78
2012	Denzel Nkemdiche	37	45	82
2011	Mike Marry	46	35	81
2010	Jonathan Cornell	40	40	80
2009	Kendrick Lewis	57	27	84
2008	Kendrick Lewis	50	35	85
2007	Ashlee Palmer	50	39	89
2006	Patrick Willis	87	50	137
2005	Patrick Willis	90	38	128
2004	Charles Clark	57	19	76
2003	Eric Oliver	73	31	104
2002	Eric Oliver	80	49	129
2001	Eddie Strong	52	53	105
2000	Shawn Johnson	45	33	78
1999	Eddie Strong	49	23	72
1998	Armegis Spearman	43	41	84
1997	Broc Kreitz	55	41	96
1996	Nate Wayne	62	53	115
1995	Walker Jones	40	50	90
1994	Abdul Jackson	77	62	139
1993	Abdul Jackson	65	75	140
1992	Abdul Jackson	55	56	111
1991	Gary Abide	58	53	111
1990	Shawn Cobb	63	58	121
1989	Shawn Cobb	72	31	103
1988	Shawn Cobb	57	41	98
1987	Jeff Herrod	78	72	150
1986	Jeff Herrod	81	87	168
1985	Jeff Herrod	66	70	136
1984	Freddie Joe Nunn	53	70	123
1983	Thomas Hubbard	62	51	113
1982	Andre Townsend	81	30	111
1981	Thomas Hubbard	89	50	139
1980	Keith Fourcade	43	26	69
1979	John Peel	46	39	85
1978	Eddy Householder	50	47	97
1977	George Plasketes	75	36	111
1976	Kem Coleman	92	41	133
1975	Ben Williams	81	35	116
1974	Stump Russell	66	30	96
1973	James Stuart	82	81	163
1972	Mackey McKinzie	60	29	89
1971	Elmer Allen	88	48	136
1970	Fred Brister	58	44	102
1969	James Thomas	58	37	95
1968	Frank Trapp	55	46	101

TACKLES
(SINCE 1968)

SEASON

Player, Position, Year	Solo	Assists	Total
1. Jeff Herrod, LB, 1986	81	87	168
2. James Stuart, LB, 1973	82	81	163
3. Jeff Herrod, LB, 1987	78	72	150
4. Abdul Jackson, LB, 1993	65	75	140
5. Abdul Jackson, LB, 1994	77	62	139
Thomas Hubbard, LB, 1981	89	50	139
7. Patrick Willis, LB, 2006	87	50	137
8. Jeff Herrod, LB, 1985	66	70	136
Elmer Allen, DT, 1971	88	48	136
10. Kem Coleman, LB, 1976	92	41	133

CAREER

Player, Position, Years	Solo	Assists	Total
1. Jeff Herrod, LB, 1984-87	256	272	528
2. Kem Coleman, LB, 1974-77	300	172	472
3. Abdul Jackson, LB, 1991-94	199	195	394
4. Ben Williams, DT, 1972-75	248	129	377
5. Thomas Hubbard, LB, 1981-83	209	147	356
6. Patrick Willis, LB, 2003-06	247	108	355
7. Shawn Cobb, LB, 1987-90	204	139	343
8. Eric Oliver, DB, 2001-04	221	107	328
9. James Stuart, DE-DT-LB, 1971-73	174	134	308
10. Eddie Strong, LB, 1998-99; 2001-02	176	130	306
11. Andre Townsend, DT, 1981-83	195	107	302
12. Freddie Joe Nunn, DE, 1981-84	147	154	301

TACKLES FOR LOSS
(SINCE 1983)

SEASON

Player, Position, Year	TFLs
1. Cassius Ware, LB, 1993	21.0
2. Greg Hardy, DE, 2007	18.5
3. Peria Jerry, DT, 2008	18.0
Derrick Burgess, DE, 2000	18.0
Kendrick Clancy, DT, 1999	18.0
6. Andre Townsend, DT, 1983	17.0
7. Marquis Haynes, DE, 2015	16.5
8. Sam Williams, DL, 2021	16.0
9. Kendrick Clancy, DT, 1998	15.0
10. Jonathan Cornell, LB, 2010	14.0
Peria Jerry, DT, 2007	14.0
Kelvin Pritchett, DT, 1990	14.0

CAREER

Player, Position, Years	TFLs
1. Marquis Haynes, DE, 2014-17	47.5
2. Derrick Burgess, DE, 1997-2000	42.0
3. Greg Hardy, DE, 2006-09	39.5
4. Cassius Ware, LB, 1992-93	34.0
5. Sam Williams, DL, 2019-21	33.5
6. Peria Jerry, DE-DT, 2005-08	33.0
Patrick Willis, LB, 2003-06	33.0
8. Jesse Mitchell, DT, 2000-03	31.5
Kendrick Clancy, DT, 1998-99	31.5
10. Benito Jones, DT, 2016-19	31.0
11. Dewayne Dotson, LB, 1992-93	30.0
12. Issac Gross, DT, 2012-16	29.0
Kelvin Pritchett, DT, 1988-90	29.0
14. Jonathan Cornell, LB, 2006-10	27.5
15. C.J. Johnson, DE/LB, 2011-15	27.0

SACKS
(SINCE 1983)

SEASON

Player, Position, Year	Sacks
1. Sam Williams, DL, 2021	12.5
2. Marquis Haynes, DE, 2015	10.0
Greg Hardy, DE, 2007	10.0
Dewayne Dotson, LB, 1992	10.0
Phillip Kent, LB, 1990	10.0
6. Derrick Burgess, DE, 2000	9.5
7. Cassius Ware, LB, 1993	9.0
Andre Townsend, DT, 1983	9.0
9. Greg Hardy, DE, 2008	8.5
Renard Brown, DE, 1995	8.5

CAREER*

Player, Position, Years	Sacks
1. Marquis Haynes, DE, 2014-17	32.0
2. Greg Hardy, DE, 2006-09	26.5
3. Sam Williams, DL, 2019-21	22.5
4. Phillip Kent, LB, 1988-91	21.0
5. Kelvin Pritchett, DT, 1988-90	18.0
6. Derrick Burgess, DE, 2000	17.5
7. Cassius Ware, LB, 1992-93	17.0
8. Dewayne Dotson, LB, 1992-93	15.0
9. C.J. Johnson, DE-LB, 2011-15	13.5
Cedric Johnson, DE, 2020-22	13.5
10. Charlie Anderson, DE, 2000-03	12.5
11. Peria Jerry, DE-DT, 2005-08	11.5
Tavius Robinson, DE, 2020-22	11.5
13. Patrick Willis, LB, 2003-06	11.0
14. Benito Jones, DT, 2016-19	10.5
Jesse Mitchell, DT, 2000-03	10.5
Eddie Strong, LB, 1998-2002	10.5

* Ben Williams owns the all-time school record with 37.0 career sacks from 1972-75.



Dewayne Dotson (33) and Cassius Ware (40) formed a dynamic duo at inside linebacker for the Rebels from 1992-93. Ole Miss led the nation in total defense in 1993 (234.5 ypg) and ranked sixth in 1992 (264.5 ypg).

TEAM OFFENSE RECORDS

SINGLE GAME

TEAM SCORING

Most Points: 114 vs. Southwest Baptist*, 10-29-1904
Most Touchdowns: 14 vs. West Tenn., 9-28-35
Most TD Rushing: 10 vs. West Tenn., 9-28-35
Most TD Passing: 7 vs. Vanderbilt, 10-31-2020
Most Conversions —
 Kicking: 10 vs. Southern Illinois, 9-8-2018, 10 vs. ULM, 10-6-2018; 10 vs. UT Martin, 9-5-2015; 10 vs. Fresno State, 9-12-2015
 Rushing: 3 vs. Chattanooga, 11-5-60
 Passing: 3 vs. Chattanooga, 11-7-59
Consecutive PAT: 10 vs. ULM, 10-6-2018; 10 vs. UT Martin, 9-5-2015; 10 vs. Fresno State, 9-12-2015
Most Field Goals: 6, vs. Texas Tech, 9-27-2003
Most Points in Tie: 50 vs. Boston College, 10-14-49

MOST FIRST DOWNS

Total: 41 vs. Tulane, 9-18-2021
Rushing: 25 vs. Chattanooga, 11-13-71
Passing: 26 vs. Auburn, 10-29-2016

TOTAL OFFENSE

Most Plays: 101 vs. Tennessee, 10-16-2021
Most Yards: 826 vs. ULM, 10-6-2018

RUSHING

Most Plays: 80 vs. Mississippi State, 11-26-49
Most Yards: 515 vs. Auburn, 11-10-51

PASSING

Most Attempts: 59 vs. Auburn, 10-29-2016
Most Completions: 42 vs. Arkansas, 10-26-2002
Best Percentage: (Min. 10 Att.) 95.0 (19-20) vs. Tulane, 11-6-82
Most Yards: 517 (31-34) vs. ULM, 10-6-2018

PASS INTERCEPTIONS

Fewest Had Intercepted: 0 (set numerous times)
Most Had Intercepted: 7 by Tennessee, 11-16-68; 7 by Georgia, 10-9-82
Most Yards Ints Ret.: 157 by Kentucky, 10-1-49

TEAM PUNTING

Most Punts: 20 vs. LSU, 11-17-34
Fewest Punts: 0, 5x (MR vs. New Mexico State, 11-9-2019)
Most Punting Yards: 780 vs. LSU, 11-17-34
Best Punting Average: 55.0 (3) at Texas, 9-14-2013

PUNT RETURNS

Most Returns: 13 vs. Union, 9-21-40
Most Yards: 203 vs. Union, 9-21-40
Best Return Average (Min. 5 Returns): 43.3 (3) vs. Vanderbilt, 10-26-91

KICKOFF RETURNS

Most Returns: 11 vs. Alabama, 9-23-89
Most Yards: 234 vs. Alabama, 9-23-89

PENALTIES

Most Against OM: 19 vs. TCU, 10-22-49
Most Yards: 182 vs. Kentucky, 10-25-54
Fewest Against OM: 0, three times (MR: vs. ULL, 9-13-2014)
Fewest Yards: 0, three times (MR: vs. ULL, 9-13-2014)

FUMBLES

Most by OM: 11 vs. Alabama, 1-1-64
Most Lost: 8 vs. Tulane, 9-27-80
Fewest by OM: 0 (set numerous times)
Fewest Lost: 0 (set numerous times)
Most-Fewest Lost: 6-0 vs. Chattanooga, 11-11-61; 6-0 vs. Vanderbilt, 10-22-77; 10-2 vs. George Washington, 10-9-36

* Game stats incomplete

THE REBEL RECORD

Total games played — 1,245# (127 seasons) Won — 665# Lost — 545 Tied — 35
 Perfect Record Teams 1962 (10-0-0)
 Undeclared and Once Tied 1960 (10-0-1)
 Teams with One Defeat 1893, 1894, 1895, 1898, 1903, 1910, 1948, 1952, 1955, 1957, 1959, 1963
 Longest Undeclared Streak 21 Games, 1959-61
 Consecutive Victories 13 Games, 1955-56
 Consecutive Defeats 7 Games, 1974, 2012
 Consecutive Bowl Victories 6, 2002-04-09-10-13-13
 Consecutive Bowl Games 15 Seasons—1957-71
 Scoring— Consecutive Games 151 Games, 1998-2013
 Best Seasons . . (10-0-0) 1962, (10-0-1) 1960, (10-1-0) 1955, (10-1-0) 1959, (10-3) 2003, (10-3) 2015, (10-3), 2021 (9-1-1) 1957, (8-1-0) 1948, (8-1-2) 1952, (7-1-0) 1910, (7-1-2) 1963, (6-1-0) 1894, (9-2-0) 1954, (9-2-0) 1961
 Top Scoring Teams 2015, 531 points; 2003, 442 points; 2021, 438; 2022, 435; 2008, 417; 2012, 409; 2018, 407
 Most Touchdowns 2015, 68; 2022, 56; 2021, 56; 2001, 55; 2020, 54; 2008, 52; 2003, 52; 2012, 51
 Top Defensive Teams 1910, 9 points; 1959, 21; 1963, 33; 1961-62, 40; 1966, 46
 100th Victory September 26, 1925, 53-0 vs. Arkansas Aggies
 200th Victory September 20, 1947, 14-7 vs. Kentucky
 300th Victory January 1, 1960 (Sugar Bowl), 21-0 vs. LSU
 400th Victory September 8, 1973, 24-6 vs. Villanova
 500th Victory September 5, 1992, 45-21 vs. Auburn
 600th Victory September 27, 2008, 31-30 at Florida

- 33 games were vacated due to NCAA penalty. Original record is 684-546-35 with 1,265 total games played.

SEASON

TEAM SCORING

Most Points	531	2015
Fewest Points	76	1946
Most Touchdowns	68	2015
Most TD Rushing	33	1959, 2021, 22
Most TD Passing	35	2015
Most TD Punt Returns	3	1942, 48
Most TD Kickoff Returns	2	1935,70,96,2009
Most TD Pass Int	4	1938, 2015
Most PAT	66	2015
Most By Kicking	66	2015
Most By Running	3	1969
Most By Passing	6	1959
Most Field Goals	25	2003
Most Tie Games	2	1933,36,52,63
Most Times Shut Out	4	1936

MOST FIRST DOWNS

Rush-Pass-Penalty	341	2015
By Rushing	176	2022
By Passing	182	2015
By Penalty	28	2015

TOTAL OFFENSE

Most Plays	1018	2013
Most Plays Averaged	79.7	2020
Most Yards	6731	2015
Most Yards Averaged	55.5	2020

RUSHING

Most Plays	614	2022
Most Plays Averaged	58.2	1957
Most Yards	3336	2022
Most Yards Averaged	306.3	1957

PASSING

Most Attempts	490	2013
Most Completions	318	2015
Best Percentage	71.0	2020
Most Yards	4351	2015
Most Yards Averaged	346.4	2018
Most Scoring Passes	35	2015

PASS INTERCEPTIONS

Fewest Had Intercepted	5	1957
Fewest Yards Returned	23	1940
Most Had Intercepted	21	1970
Most Yards Returned	412	1949

TEAM PUNTING

Most Punts	96	1938
Fewest Punts	27	2020
Most Punting Yards	3745	1940
Best Average	46.6	2020
Most Punts Had Blocked	4	1940

PUNT RETURNS

Most Punt Returns	56	1940
Most Return Yards	837	1940
Best Return Average	18.8	1948

KICKOFF RETURNS

Most Kickoff Returns	59	2007
Most Return Yards	1268	2007
Best Return Average	24.7	2017

PENALTIES

Most Penalties	117	2021
Most Yards Penalized	978	2021
Fewest Penalties	31	1939
Fewest Yards Penalized	356	1982

FUMBLES

Most by Ole Miss	53	1949
Most Lost	31	1976
Fewest by Ole Miss	8	1993
Fewest Lost	3	1993

TEAM DEFENSE RECORDS

SINGLE GAME

OPPOSITION SCORING

Most Points: 66 by Texas, 9-15-2012; 66 by Alabama, 9-30-2017
Fewest Points: 0 in 119 games, 1933-2022
Most Touchdowns: 9 by Texas, 9-15-2012; 9 by Alabama, 9-30-2017; 9 by Alabama, 10-10-2020
Most TD Rushing: 7 by Tennessee 11-17-51, 7 by Alabama, 9-20-80; 7 by Arkansas, 11-3-2001; 7 by Alabama, 10-10-2020
Most TD Passing: 6 by Texas Tech, 9-27-2003; 6 by Arkansas, 11-7-2015; 6 by Alabama, 9-28-2019; 6 by Florida, 9-26-2020
Most TD Punt Returns: 3 by LSU, 12-5-70
Most PAT: 9 by Texas, 9-15-2012; 9 by Alabama, 9-30-2017; 9 by Alabama, 10-10-2020

OPPOSITION FIRST DOWNS

Most: 39 by Auburn, 10-5-85
Fewest: 1 by Sewanee, 11-12-38; 1 by Union, 9-21-40; 1 by South Carolina, 10-4-47; 1 by Chattanooga, 11-11-61; 1 by South Carolina, 9-23-72
Most Rushing: 28 by Auburn, 10-5-85
Fewest Rushing: 0 by Sewanee, 11-12-38; 0 by Chattanooga, 11-11-61; 0 by Memphis State, 9-19-64; 0 by South Carolina, 9-23-72
Most Passing: 32, Texas Tech, 9-27-2003
Fewest Passing: 0 by 15 teams
Most Penalty: 7 by Austin Peay, 9-11-2021

OPPOSITION TOTAL OFFENSE

Most Plays: 106 by Arkansas, 11-3-2001
Fewest Plays: 24 by South Carolina, 10-4-47
Most Yards: 723 by Alabama, 10-10-2020
Fewest Yards: 0 by Sewanee, 11-12-38

OPPOSITION RUSHING

Most Plays: 82 by Auburn, 10-5-85
Fewest Plays: 17 by Texas Tech, 9-27-2003
Most Yards: 531 by Alabama, 10-2-71
Fewest Yards: -64 by Mississippi State, 11-28-2008; -16 by Auburn, 9-5-92; -15 by Florida, 9-28-46; -15 by LSU, 1-1-60 (Sugar Bowl); -13 by Troy, 11-16-2013

QUARTERBACK SACKS

Most Sacks by OM: 11 vs. Mississippi State, 11-28-2008

OPPOSITION PASSING

Most Passes: 64 by Texas Tech, 9-27-2003; 61 by Memphis, 9-1-2007; 59 by Tulane, 10-9-99; 59 by Alabama, 9-19-2015; 59 by Mississippi State, 11-25-2021
Fewest Passes: 2 by Tulane, 9-26-36; 2 by Tulane, 10-28-39; 2 by George Washington, 10-9-36; 2 by LSU, 10-29-60
Most Completions: 45 by Mississippi State, 11-28-2020
Fewest Completions: 0 by 5 teams
Best Percentage: 100.0 by Georgia (6-6), 10-9-71
Most Yards Passing: 661 by Texas Tech, 9-27-2003; 489 by LSU, 11-16-2019; 442 by Arkansas, 11-7-2015; 419 by Florida State, 9-5-2016
Fewest Yards Passing: 0 by 8 teams; 3 by Kentucky (3 comp.), 9-29-56

PASS INTERCEPTIONS

Most Intercepted by OM: 7 vs. Southwestern, 10-7-39; 7 vs. Houston, 10-22-66
Most Return Yards: 134 vs. George Washington, 10-29-38

OPPOSITION PUNTING

Most Punts: 18 by Union, 9-21-40
Fewest Punts: 0 by LSU, 11-16-2019
Most Yards Punted: 714 by LSU, 11-17-34
Fewest Yards Punted: 0 by LSU, 11-16-2019
Best Punting Avg. (7): 54.9 by Southern Miss, 9-30-72
Most Had Blocked: 2 vs. Tennessee, 11-8-47; 2 vs. Memphis State, 9-16-49; 2 vs. Vanderbilt, 10-10-53; 2 vs. Tulane, 10-17-53

OPPOSITION PUNT RETURNS

Most Punt Returns: 9 by LSU, 11-17-34; 9 by Missouri, 9-9-2006
Fewest Punt Returns: 0 by 100 teams
Most Return Yards: 177 by Georgia, 10-12-74
Best Return Average: 71.0 (1) by ULM, 10-6-2018
Fewest Return Yards: -16 by LSU, 11-1-69
Lowest Return Average: -5.3 by LSU, 11-1-69
Most Returns-Fewest Yards: 4 (-15) by Mississippi State, 11-20-76; 3 (-12) by Tennessee, 11-13-2010; 4 (-6) by Mississippi State, 11-23-91; 4 (-2) by Mississippi State, 11-25-99; 3 (-4) by Texas A&M, 11-10-2018

OPPOSITION KICKOFF RETURNS

(Minimum of 3)
Most Kickoff Returns: 9 by Memphis State, 9-19-52; 9 by Texas Tech, 9-27-2003
Fewest Kickoff Returns: 0 by 19 teams
Most Return Yards: 243 by Vanderbilt, 9-21-2002
Fewest Return Yards: -1 by Tennessee, 11-18-72; 0 by Alabama, 10-16-99; 0 by LSU, 11-16-2019; 0 by Vanderbilt, 11-20-2021; 2 by Arkansas, 10-20-2007
Best Return Average: 59.5 by Arkansas, 10-21-2006
Lowest Return Average: -0.5 by Tennessee, 11-18-72

OPPOSITION PENALTIES

Most Penalties: 15 by Alabama, 10-21-95; 15 by Florida State, 9-5-2016
Fewest Penalties: 0 by Chattanooga, 11-8-69; 0 by Alabama, 9-10-77; 0 by Memphis State, 9-4-82; 0 by ULL, 9-13-2014
Most Yards: 145 by Auburn, 11-1-2014
Fewest Yards: 0 by Chattanooga, 11-8-69; 0 by Alabama, 9-10-77; 0 by Memphis State, 9-4-82; 0 by ULL, 9-13-2014
Fewest Penalties – Most Yards: 1-36 by LSU, 11-2-68

OPPOSITION FUMBLES

Most Fumbles: 11 by Boston College, 10-5-51; 11 by Memphis State, 9-4-76
Fewest Fumbles: 0 in 110 games
Most Fumbles Lost: 7 by Boston College, 10-5-51; 7 by Memphis State, 9-18-71
Fewest Fumbles Lost: 0 in 227 games
Most Fumbles – Most Lost: 9 (-7) by Memphis State, 9-18-71; 11(-6) by Memphis State, 9-4-76
Most – Fewest Lost: 7 (-1) by Florida, 9-28-46; 8 (-2) by Tennessee, 11-15-75; 8 (-2) by Tulane, 8-31-91
Fewest, Both Teams: 0 in 25 games

SEASON

OPPOSITION SCORING

Most Points	434	2018
Fewest Points	21	1959
Most Touchdowns	54	2018
Fewest Touchdowns	3	1959
Most TD Rushing	31	2016
Fewest TD Rushing	0	1963
Most TD Passing	26	2003, 2018
Fewest TD Passing	1	1956, 1957
		1959, 1961
Most TD Punt Returns	4	1970
Most TD Kickoff Returns	3	1988
		1939, 1951
		1952, 1968
		1976, 1977
Most TD Pass Interceptions	3	2005, 2010
Most TD Int. Fumbles	2	1941, 1949
Most PAT	54	2018
Fewest PAT	2	1954
Most Times Opp. Shut Out	7	1933, 1959

OPPOSITION FIRST DOWNS

Most First Downs	321	2021
Fewest First Downs	71	1963
Most FD Rushing	164	1983
Fewest FD Rushing	41	1963
Most FD Passing	157	2015
Fewest FD Passing	23	1963
Most FD Penalty	48	1983
Fewest FD Penalty	2	1956

OPPOSITION TOTAL OFFENSE

Most Plays	1029	2015
Fewest Plays	439	1963
Most Yards (Net)	5801	2018
Most Yards Averaged	519.0	2020
Fewest Yards (Net)	1221	1963
Fewest Yards Averaged	135.1	1963

OPPOSITION RUSHING

Most Plays	606	1981
Fewest Plays	300	1962
Most Yards (Net)	2956	2016
Most Yards Averaged	255.5	1980
Fewest Yards (Net)	610	1962
Fewest Yards Averaged	67.8	1962

OPPOSITION PASSING

Most Attempts	533	2015
Fewest Attempts	118	1956
Most Completions	319	2015
Fewest Completions	44	1957
Highest Percentage	68.0	2020
Lowest Percentage	31.8	1950
Most Yards	3589	2003
Fewest Yards	500	1957

OPPOSITION PENALTIES

Most Against	101	1995
Most Yards Against	892	1995
Fewest Against	23	1948
Fewest Yards Against	195	1939

PASS INTERCEPTIONS

Most Opp. Passes Int.	28	1940
Fewest Opp. Passes Int.	3	2006
Most Return Yards	431	1938
Fewest Return Yards	28	2022

OPPOSITION PUNTING

Most Punts	113	1940
Fewest Punts	37	2020
Most Yards Punted	4165	1940
Fewest Yards Punted	1613	2020
Best Punting Avg.	44.1	2021
Lowest Punting Avg.	32.5	1959
Most Punts Had Blocked	5	1947, 1953

OPPOSITION PUNT RETURNS

Most Punt Returns	52	1938
Fewest Punt Returns	6	1961, 2020
Most Yards Punt Returns	509	1946
Fewest Yards Punt Returns	27	1961
Best Return Average	14.6	1949
Lowest Return Average	2.3	1990

OPPOSITION KICKOFF RETURNS

Most Kickoff Returns	63	2008
Fewest Kickoff Returns	15	1946, 2005
Most Yards Kickoff Returns	1411	2009
Fewest Yards Kickoff Returns	247	2005
Best Return Average	31.9	1946
Lowest Return Average	12.7	1948

OPPOSITION FUMBLES

Most Fumbles	47	1951, 1976
Most Fumbles Lost	29	1971
Fewest Fumbles	11	2017
Fewest Fumbles Lost	3	1995

ALL-TIME FINAL RANKINGS

Season	AP	UPI	INS	FWAA	Coaches
1941	17	—	—	—	—
1947	13	—	—	—	—
1948	15	—	—	—	—
1952	7	7	7	—	—
1954	6	6	6	—	—
1955	10	9	9	—	—
1957	7	8	8	—	—
1958	11	12	—	—	—
1959	2	2	—	2	—
1960	2	3	—	1	—
1961	5	5	—	—	—
1962	3	3	—	3	—
1963	7	7	—	—	—
1964	—	20	—	—	—
1965	—	17	—	—	—
1966	—	12	—	—	—
1969	8	13	—	—	—
1970	20	—	—	—	—
1971	15	20	—	—	—
1990	21	23	—	—	21
1992	16	16	—	—	16
1997	22	—	—	—	22
1999	22	—	—	—	22
2003	13	—	—	—	14
2008	14	—	—	—	15
2009	20	—	—	—	21
2014	17	—	—	—	19
2015	10	—	—	—	9
2021	11	—	—	—	11

THE PERFECT TEAM

1962 ... The year stands as a benchmark of change in the life of Ole Miss.

Legendary Rebel Head Coach John Vaught and his football team not only put together the only perfect season in the history of Ole Miss football, but they also captured the Billingsley, Litkenhous and Sagarin ratings national titles and their fifth SEC championship. The season's highlight came when the Rebels were invited to the prestigious Sugar Bowl, where they defeated the Arkansas Razorbacks 17-13. Vaught garnered SEC Coach of the Year honors.

Those associated with the 1962 team donated the funds for the "Walk of Champions" arch, located at the entrance to the Grove near the Student Union plaza. The site is the route for the football team's traditional "walk through The Grove" on game days. It was dedicated in the fall of 1998.

The purpose of the arch is to remind all athletes that they play for national championships, SEC championships and Ole Miss pride. The names of the coaches,

players, trainers and managers who won the hearts of Rebel fans with their spirit and tenacity are listed on a plaque.

"Joe Wilkins, Larry 'Leo' Johnson and I first discussed the idea of an arch in the fall of 1997 while we were visiting in the Grove, and we agreed to pursue it," said Samuel W. Owen of Nashville, a member of the 1962 team. "We want the arch to stand as a symbol of what can be accomplished with teamwork, loyalty and trust."



TOP TEAM PERFORMANCES

TOTAL OFFENSE

SINGLE GAME

Opponent, Date	Total Plays	Total Gain	Play Avg	TD
1. ULM, 10-6-2018	69	826	11.9	10
2. Troy, 11-16-2013	93	751	8.1	7
3. South Carolina, 11-14-2020	80	708	8.9	8
4. Tulane, 9-18-2021	94	707	7.5	9
5. Arkansas, 11-19-2022	89	703	7.9	3
6. New Mexico State, 10-10-2015	69	665	9.6	7
7. UT Martin, 9-5-2015	64	662	10.3	10
8. Kent State, 9-22-2018	65	651	10.0	5
9. Alabama, 10-10-2020	86	647	7.5	6
10. Southern Illinois, 9-8-2018	56	646	11.5	9
11. Vanderbilt, 10-31-2020	79	641	8.1	8
Louisiana, 11-11-2017	79	641	8.1	7
13. Presbyterian, 11-8-2014	66	640	9.7	7
14. Austin Peay, 9-11-2021	82	630	7.5	6
15. Memphis, 10-1-2016	88	624	7.1	5
16. Auburn, 11-10-51	62	623	10.1	6
17. South Carolina, 11-3-2018	81	616	7.6	5
18. LSU, 11-16-2019	71	614	8.6	5
19. Florida, 9-26-2020	78	613	7.9	5
20. Louisiana-Monroe, 9-13-2003	77	612	7.9	7

SEASON

Year	Total Plays	Total Gain	Game Avg	Play Avg	TD
1. 2020	797	5555	555.5	7.0	54
2. 2015	952	6731	517.8	7.1	64
3. 2018	860	6126	510.5	7.1	49
4. 2022	1001	6453	496.4	6.4	56
5. 2021	1017	6402	492.5	6.3	56
6. 2013	1018	6153	473.3	6.0	48
7. 2016	905	5572	464.3	6.2	47
8. 2017	804	5548	462.3	6.9	48
9. 2019	891	5343	445.2	6.0	41
10. 2003	940	5631	433.2	6.0	49
11. 2012	962	5509	423.8	5.7	49
12. 1961	674	4192	419.2	6.3	44
13. 2014	904	5448	419.1	6.0	49
14. 2001	839	4565	415.0	5.4	55
15. 2008	860	5299	407.6	6.2	52
16. 2009	880	5231	402.4	5.9	49
17. 2010	826	4798	399.8	5.8	46
18. 1998	821	4320	392.7	5.3	30
19. 1980	829	4286	389.6	5.2	36
20. 1954	664	3875	387.5	5.8	41

SCORING

SINGLE GAME

Opponent, Date	TD	EP	FG	TP
1. Southwest Baptist, 10-29-1904	—	—	—	114
2. W. Tenn. Teach., 9-28-35	14	8	0	92
3. Union, 10-29-1920	—	—	—	86
4. W. Tenn. Normal, 10-1-1921	—	—	—	82
5. Southern Illinois, 9-8-2018	11	10	0	76
UT Martin, 9-5-2015	11	10	0	76
7. Fresno State, 9-12-2015	10	10	1	73
8. UL Monroe, 10-6-2018	10	10	0	70
9. Southern Miss, 10-18-69	9	7	2	#69
10. Vanderbilt, 10-27-79	9	9	0	63
11. Tulane, 9-18-2021	9	7	0	61
Memphis State, 9-13-80	9	7	0	61

13. Central Arkansas, 9-10-2022	8	8	1	59
South Carolina, 11-14-2020	8	8	1	59
Idaho, 10-26-2013	8	8	1	59
Louisiana-Monroe, 11-15-2008	8	8	1	59
Louisiana-Monroe, 9-13-2003	8	8	1	59
Southern Illinois, 9-10-94	8	8	1	59
19. Vanderbilt, 10-14-2017	7	7	2	#57
20. Louisiana-Lafayette, 9-13-2014	8	8	0	56
Arkansas, 11-3-2001	8	4	1	56
Indiana State, 9-9-95	8	8	0	56
Houston, 11-8-58	8	8	0	56

Total includes safety

SEASON

Year	TD	EP	FG	TP
1. 2015	68	66	19	531
2. 2003	52	49	25	442
3. 2021	56	53	15	438
4. 2022	56	50	15	435
5. 2008	52	52	17	417
6. 2012	51	49	18	409
7. 2018	49	47	22	407
8. 2017	48	43	19	394
9. 2020	54	46	6	392
10. 2016	47	41	22	391
2001	55	48	3	391
12. 2013	49	44	16	390
13. 2009	49	45	15	384
14. 2014	49	47	9	368
15. 2010	46	43	16	367
16. 2002	43	42	15	351
17. 1959	45	34	5	329
18. 1961	47	33	3	326
19. 1971	44	40	5	322
20. 2019	41	36	11	319

RUSHING

SINGLE GAME

Opponent, Date	No	Net	Avg	TD
1. Auburn, 11-10-51	53	515	9.7	5
2. Memphis State, 9-21-51	74	464	6.3	5
3. Arkansas, 11-19-2022	53	463	8.7	2
4. Chattanooga, 11-10-62	69	454	6.6	6
5. Union, 9-21-40	54	449	8.5	6
6. Auburn, 10-15-2022	69	448	6.5	3
7. New Mexico State, 11-9-2019	61	447	7.3	5
8. Vanderbilt, 10-27-79	72	443	6.2	9
9. Tennessee, 11-12-77	74	433	5.9	6
10. Boston College, 10-7-50	59	429	7.3	6
11. Fresno State, 9-25-2010	47	425	9.0	4
12. Chattanooga, 11-5-49	52	419	8.1	5
13. Tennessee, 11-15-75	68	417	6.1	2
14. Tulane, 10-11-57	60	416	6.9	6
15. Vanderbilt, 10-5-2019	44	413	9.4	4
Memphis State, 11-5-55	51	413	8.1	6
17. Memphis State, 19-22-50	75	412	5.5	5
18. Mississippi State, 11-25-72	74	409	5.5	6
19. Mississippi State, 11-26-49	80	404	5.1	4
20. LSU, 11-16-2019	44	402	9.1	4
Presbyterian, 11-8-2014	36	402	11.2	4

SEASON

Year	No	Net	Game Avg	Play Avg	TD
1. 1957	582	3063	306.3	5.3	24
2. 1951	559	2796	279.6	5.0	28
3. 2022	614	3336	256.6	5.4	33
4. 1949	531	2529	252.0	4.8	27
5. 2019	559	3015	251.2	5.4	29
6. 1952	578	2429	242.9	4.2	27
7. 1962	467	2152	239.1	4.6	17
8. 1959	528	2391	239.1	4.5	33
9. 1961	472	2365	236.5	5.0	25
10. 1954	489	2321	232.1	4.7	31
11. 1950	541	2303	230.3	4.3	20
12. 1955	472	2294	229.4	4.9	20
13. 1960	475	2283	228.3	4.8	18
14. 1971	580	2394	217.6	4.1	26
15. 2021	588	2829	217.6	4.8	33
16. 1977	593	2342	212.9	3.9	20
17. 1979	555	2334	212.2	4.2	26
18. 1939	399	1898	210.9	4.7	21
19. 2020	462	2106	210.6	4.6	23

PASSING

SINGLE GAME

Opponent, Date	A	C	Yds	TD
1. ULM, 10-6-2018	31	34	517	5
2. South Carolina, 11-14-2020	32	28	513	4
3. UT Martin, 9-9-2017	43	32	489	5
4. Southern Illinois, 9-8-2018	24	35	479	5
5. Auburn, 10-29-2016	59	36	465	3
6. Vanderbilt, 11-17-2018	32	52	457	2
7. Vanderbilt, 10-31-2020	37	32	449	7
8. Vanderbilt, 10-8-2022	32	25	448	3
9. Florida, 9-26-2020	33	24	443	3
10. Kent State, 9-22-2018	28	38	442	2
11. Memphis, 10-17-2015	48	34	440	3
12. Alabama, 10-4-69	52	33	436	2
13. South Alabama, 9-2-2017	35	28	429	4
14. Arkansas, 11-9-2013	38	29	428	3
15. Alabama, 9-17-2016	40	26	421	3
16. Louisiana, 11-11-2017	36	28	418	3
17. Arkansas, 10-26-2002	56	42	414	2
18. Arkansas State, 9-16-89	35	23	412	3
19. Texas Tech, 9-27-2003	49	29	409	3
20. Vanderbilt, 11-10-2012	50	31	403	1

SEASON

Year	A	C	Yards	Pct	Game Avg	TD
1. 2018	441	282	4157	63.9	346.4	21
2. 2020	335	238	3449	71.0	344.9	30
3. 2015	489	318	4351	65.0	334.7	35
4. 2017	434	281	3941	64.7	328.4	28
5. 2016	483	289	3779	59.8	314.9	27
6. 2003	449	282	3718	62.8	286.0	31
7. 2013	490	310	3683	63.3	283.3	24
8. 2021	429	286	3573	66.7	274.7	21
9. 2001	417	263	2978	63.1	270.7	31
10. 2002	486	283	3437	58.2	264.4	21
11. 2014	428	258	3427	60.3	263.6	24
12. 2012	411	261	3249	63.5	249.9	24
13. 1997	352	228	2667	64.8	242.5	12
14. 2022	387	239	3117	61.8	239.8	22
15. 2008	340	190	2875	55.9	221.2	27

16. 1995.....	365	214	2431	58.6	221.0	14
17. 1989.....	324	175	2426	54.0	220.5	11
18. 2009.....	377	205	2844	54.4	218.8	20
19. 1969.....	333	183	2174	55.0	217.4	10
20. 1998.....	355	196	2382	55.2	216.5	11

TOTAL DEFENSE

SINGLE GAME

Opponent, Date	Total Plays	Net Rush—Pass		Total Yds
		Rush	Pass	
1. Sewanee, 11-12-38.....	34	0	— 0	0
2. Centenary, 10-14-39.....	41	13	— 2	15
3. Union, 9-21-40.....	33	19	— 0	19
4. Mississippi State, 11-28-2008.	56	(-64)	—88	24
Tennessee, 11-12-60.....	42	16	— 8	24
6. Vanderbilt, 10-13-56.....	36	3	—32	35
7. South Carolina, 10-4-47.....	24	30	— 8	38
8. Mississippi State, 11-26-66.....	51	2	—40	42
9. Chattanooga, 12-2-61.....	35	42	— 5	47
Memphis State, 9-19-64.....	20	(-5)	—52	47
11. W. Tenn. Teachers, 11-18-39.	39	(-15)	—63	48
12. Vanderbilt, 9-18-93.....	50	32	—19	51
Southwestern, 10-14-41.....	39	9	—42	51
Tulane, 10-16-54.....	48	13	—38	51
South Carolina, 9-23-72.....	48	27	—24	51

SEASON

Year	Total Plays	Total Gain	Game Avg	Play Avg	+TD
1. 1963.....	439	1221	135.7	2.8	3
2. 1962.....	446	1280	142.2	2.8	5
3. 1939.....	444	1293	143.7	2.9	8
4. 1961.....	527	1453	145.3	2.7	3
5. 1959.....	517	1472	147.2	2.9	2
6. 1960.....	542	1675	167.5	2.3	8
7. 1954.....	536	1723	172.3	3.2	6
8. 1966.....	620	1751	175.1	2.8	6
9. 1941.....	532	1672	185.8	3.1	7
10. 1947.....	541	1931	193.1	3.6	14
11. 1956.....	572	1955	195.5	3.4	9
12. 1946.....	461	1786	198.4	3.9	20
13. 1938.....	626	2194	199.4	3.6	14

+ Touchdowns allowed by rush-pass plays

OPPOSITION SCORING

SEASON

Year	TD	EP	FG	TP
1. 1910.....	1	1	1	9
2. 1959.....	3	3	0	21
3. 1963.....	4	3	2	33
4. 1961.....	4	4	4	40
1962.....	6	4	0	40
6. 1966.....	6	5	1	*46
7. 1954.....	7	2	1	47
8. 1957.....	8	4	0	52
9. 1960.....	9	5	1	64
1939.....	10	4	0	64
11. 1958.....	10	4	0	65
12. 1935.....	9	6	0	66
13. 1941.....	+10	4	1	67
14. 1933.....	12	7	0	79

* Total includes safety

+ Two touchdowns scored by interception fumble

OPPOSITION RUSHING

SINGLE GAME

Opponent, Date	No	Gain	Loss	Net
1. Mississippi State, 11-28-2008.	27	62	126	-64
2. Vanderbilt, 10-24-70.....	29	45	67	-22
3. W. Tenn. Teachers, 11-18-39...	23	35	50	-15
LSU, 1-1-60 Sugar Bowl.....	32	49	64	-15
5. Troy, 11-16-2013.....	22	47	60	-13
6. Memphis, 9-4-99.....	30	62	70	-8
Florida, 9-28-46.....	32	75	83	-8
8. Memphis State, 9-19-64.....	25	59	64	-5
9. Tennessee, 10-18-2014.....	28	61	61	0
Sewanee, 11-12-38.....	31	40	40	0
11. Georgia, 9-25-93.....	26	68	67	1
12. Mississippi State, 11-26-66...	29	52	50	2
Southern Miss, 9-29-73.....	39	86	84	2
14. Vanderbilt, 10-13-56.....	26	50	47	3
15. Kentucky, 9-29-62.....	34	71	67	4
16. Tulane, 10-21-61.....	35	74	67	7
17. Centenary, 10-22-38.....	26	66	58	8
18. Southwestern, 10-4-41.....	24	31	22	9
19. Vanderbilt, 10-8-60.....	28	66	55	11
20. LSU, 10-30-65.....	33	71	59	12

SEASON

Year	Plays	Total Yds	Game Avg	Play Avg	TD
1. 1962.....	300	610	67.8	2.0	3
2. 1966.....	408	741	74.1	1.8	3
3. 1939.....	302	675	75.0	2.2	4
4. 1963.....	316	699	77.1	2.2	0
5. 1961.....	378	804	80.4	2.1	2
6. 1992.....	413	895	81.4	2.2	10
7. 2008.....	411	1112	85.5	2.7	9
8. 1960.....	386	881	88.1	2.3	4
9. 1954.....	374	901	90.1	2.4	2
10. 1959.....	385	939	93.9	2.4	1
11. 1965.....	410	947	94.7	2.1	8
12. 1946.....	340	876	97.3	2.6	5
13. 1993.....	463	1127	102.5	2.4	8
14. 2003.....	417	1332	102.5	3.2	11
15. 1947.....	380	1075	107.5	2.8	7

OPPOSITION PASSING

SINGLE GAME

Opponent, Date	A	C	I	Pct	Yds
1. Sewanee, 11-12-38.....	3	0	2	00.0	0
Tulane, 10-28-39.....	2	0	0	00.0	0
Union, 9-21-40.....	6	0	0	00.0	0
Arkansas, 11-22-41.....	8	0	0	00.0	0
Tennessee, 11-17-51.....	5	0	0	00.0	0
Tulane, 10-20-56.....	3	0	1	00.0	0
LSU, 11-9-57.....	5	0	0	00.0	0
Alabama, 10-8-88.....	11	0	3	00.0	0
9. Virginia Tech, 12-14-68.....	7	1	2	14.3	2
10. Kentucky, 9-29-56.....	7	3	1	42.9	3
11. Tulane, 9-26-36.....	2	1	0	50.0	5
LSU, 10-29-60.....	2	1	0	50.0	5
Chattanooga, 11-11-61.....	6	1	1	14.3	5
Tulane, 10-19-63.....	9	4	0	44.4	5
15. LSU, 11-4-61.....	4	1	1	25.0	6
16. Miss. Tchrs., 10-8-38.....	10	1	2	10.0	7
Georgetown, 9-26-41.....	6	2	0	33.3	7
Georgia, 10-8-77.....	3	2	0	66.7	7
19. South Carolina, 10-4-47.....	3	1	0	33.3	8
Mississippi State, 11-30-57	8	1	3	12.5	8
Tennessee, 11-12-60.....	7	2	0	28.6	8

SEASON

Year	A	C	Yards	Pct	Avg	TD
1. 1957.....	133	44	500	33.1	50.0	1
2. 1956.....	118	48	505	40.7	50.6	1
3. 1959.....	132	61	533	46.2	53.3	1
4. 1941.....	158	52	600	32.9	55.6	3
5. 1963.....	123	47	522	38.2	58.0	3
6. 1961.....	149	58	649	38.9	64.9	1
7. 1939.....	142	50	618	35.2	68.7	4
8. 1962.....	146	60	670	41.1	74.4	2
9. 1938.....	177	65	830	36.7	75.6	6
10. 1960.....	156	70	794	44.9	79.4	4
11. 1950.....	163	52	796	31.8	79.6	4
12. 1954.....	162	65	822	40.1	80.2	4
13. 1947.....	161	63	836	39.5	83.6	7
14. 1940.....	183	66	1005	36.1	91.4	6
15. 1958.....	209	86	914	42.1	91.4	2



Peria Jerry and the Rebel defense held Mississippi State to a school-record -64 rushing yards in a dominating 45-0 victory in the 2008 Egg Bowl.

TEAM HIGHS & LOWS

LONGEST WINNING STREAKS

Games	Years
13	1955-56
10	1959-60
10	1960-61
10	1962
10	1971-72
9	1969-70
8	2013-14
8	1958-59
8	1947-48

LONGEST SCORING STREAKS

Games	Years
151	1998-2013
99	2014-22
83	1986-93
70	1976-83
67	1986-91
47	1958-62
42	1986-89
41	1968-72
29	1993-95
27	2014-16
24	1950-53
23	1963-65

LONGEST UNBEATEN STREAKS

Games	Years
21	1959-60
19	1962-63
13	1955-56

HIGHEST WINNING SCORES

Score	Team	Date
114-0	SWBU*	10-29-1904
92-0	W. Tenn. Teachers^	9-28-35
86-0	Union	10-29-20
82-0	W. Tenn. Normal^	10-1-21
76-3	UT Martin	9-5-2015
76-41	Southern Illinois	9-8-2018
73-21	Fresno State	9-12-2015
70-21	ULM	10-6-2018
69-7	Southern Miss	10-18-69
64-0	Union	9-26-30
63-28	Vanderbilt	10-27-79
62-0	St. Thomas Hall	10-20-1894
61-0	Hendrix	10-14-16
61-7	Memphis State^	9-13-80
61-21	Tulane	9-18-2021
59-42	South Carolina	11-14-2020
59-0	Louisiana-Monroe	11-15-2008
59-3	Central Arkansas	9-10-2022
59-3	Southern Illinois	9-10-94
59-14	Louisiana-Monroe	9-13-2003
59-14	Idaho	10-26-2013
58-0	College of Ozarks	9-24-27
58-0	Chattanooga	11-7-59

* Now known as Union University
^ Now known as Memphis

THE LONGEST GAME

The November 3, 2001 contest between Ole Miss and Arkansas in Oxford kicked off at 6:06 p.m. (CT), and four hours and 14 minutes later, coaches, players, fans, media members and an ESPN2 national audience saw a game that will go down in the college football record books.

The Rebels and Razorbacks stood toe-to-toe in an epic, seven overtime battle, that saw the Hogs come out on top 58-56. It was tied for the longest OT game in NCAA history, and it remains the highest scoring game (both teams combined) on the Ole Miss all-time charts.

LOWEST WINNING SCORES

(1933-present)

Score	Team	Date
3-0	Memphis	9-4-99
6-0	Houston	11-8-52
6-0	Centenary	9-28-35
7-6	Mississippi State	11-24-45
7-3	Florida (Gator Bowl)	12-27-58
7-3	Mississippi State	12-1-34
7-3	Memphis State	9-3-77
7-3	Memphis State	9-19-81
7-0	Marquette	10-14-33
9-7	Arkansas	10-26-46
10-6	Memphis	9-2-2005

HIGHEST SCORES-BOTH TEAMS

(1933-present)

Points	Score	Team	Year
117	76-41	Southern Illinois	9-8-2018
114	56-58	Arkansas (7 ot)	11-3-2001
111	48-63	Alabama	10-10-2020
105	52-53	Arkansas (ot)	11-7-2015
103	52-51	Arkansas	10-9-2021
101	53-48	LSU	12-19-2020
101	59-42	South Carolina	11-14-2020
97	31-66	Texas	9-15-2012
97	48-49	Jacksonville State (2 ot)	9-4-2010
95	37-58	LSU	11-16-2019
94	73-21	Fresno State	9-12-2015
94	45-49	Texas Tech	9-27-2003
94	35-59	Alabama	9-20-80
93	55-38	Fresno State	9-25-2010
92	57-35	Vanderbilt	10-14-2017
92	92-0	W. Tenn. Teachers^	9-28-35
92	44-48	South Carolina	11-3-2018
91	70-21	ULM	10-6-2018
91	43-48	Alabama	9-17-2016
91	63-28	Vanderbilt	10-27-79
90	31-59	Alabama	9-28-2019
89	48-41	SMU (ot)	9-26-98
89	27-62	Alabama	10-7-89
87	38-49	West Virginia	12-27-2000
86	35-51	Florida	9-26-2020
83	42-41	Kentucky	10-3-2020
83	43-40	South Carolina	11-1-2003
83	45-38	Vanderbilt	9-21-2002

83	43-40	UNLV (ot)	10-28-2000
82	48-34	Auburn	10-15-2022
82	31-51	Auburn	10-30-2010
82	61-21	Tulane	9-18-2021
81	47-34	Texas Tech	1-2-2009
80	52-28	Vanderbilt	10-8-2022
80	43-37	Alabama	9-19-2015
79	34-45	Florida State	9-5-2016
79	76-3	UT Martin	9-5-2015
79	38-41	Texas A&M	10-12-2013
79	36-43	LSU	11-20-2010
78	34-44	Memphis	9-6-2003
78	17-61	LSU	12-5-70
77	42-35	Kentucky	10-2-2010
76	48-28	Memphis	10-1-2016
76	35-41	LSU	11-17-2012
76	49-27	UCA	9-1-2012
76	28-48	Arkansas	10-26-2002
76	69-7	Southern Miss	10-18-69
75	54-21	Vanderbilt	10-31-2020
75	37-38	Arkansas	10-28-2017
75	20-55	Mississippi State	11-26-2016
75	45-30	Mississippi State	11-23-2000

^ Now known as Memphis

LOWEST WINNING SCORES

(Prior to 1933)

Points	Score	Team	Date
1	1-0	Castle Heights (Forfeit)	10-12-12
2	2-0	Memphis Med. College	10-5-10
2	2-0	Memphis A.C.	11-23-1895

HIGHEST SCORES-BOTH TEAMS

(Prior to 1933)

Points	Score	Team	Date
114	114-0	SWBU*	10-29-04
91	0-91	Vanderbilt	10-23-15
86	86-0	Union	10-29-20
82	82-0	W. Tenn. Normal^	10-1-21
76	7-69	Sewanee	11-10-17
73	7-66	Texas	11-17-14
69	0-69	Vanderbilt	10-15-04
67	14-53	Texas	11-13-12
65	0-65	Mississippi A&M~	11-6-15
65	0-65	Sewanee	10-26-07

* Now known as Union University

^ Now known as Memphis


~ Now known as Mississippi State

LONGEST PLAYS 1914-32

Player (Date), Opponent	Type	Yards
Jack Burke (10-3-31), Alabama	Kickoff Return	109
Kirk Haynes (10-30-31), Marquette	Kickoff Return	104
B.L. "Pinky" Roberts (10-17-14), LSU	Fumble Return	99
Guy Turnbow (10-8-32), Howard	Punt	89
Calvin Barbour (11-5-21), Miss. College	Pass Int.	88
Calvin Barbour (11-5-21), Tenn. Meds	Kickoff Return	85
Kirk Haynes (10-8-32), Howard	Rush	82
Tad Smith (11-6-26), Southwestern	Rush	80
Hubby Walker (11-6-26), Southwestern	Punt	80
Lacey Biles (11-27-24), Millsaps	Rush	78
Tad Smith (11-3-28), Clemson	Punt Return	77
Neal Biggers (10-25-30), Chicago U.	Punt Return	75
L. A. Ross (10-25-30), Southwestern	Pass Int.	*69
Calvin Barbour (11-11-22), Millsaps	Pass Int.	65
Hubby Walker (10-22-27), Southwestern	Rush	65
L. A. Ross (11-14-30), Southwestern	Kickoff Return	*65
J. B. Epting (11-11-22), Hendrix	Kickoff Return	*60
Brad White (11-26-31), Mississippi St.	Rush	60

* Did Not Score

(NOTE: Modern Ole Miss records, dated from 1933, are presented elsewhere in the Rebel Football Guide. Few team records were kept prior to the formation of the Southeastern Conference. Individual statistical achievements can be presented, however, and the table above is an effort in that direction. Additional material, if documented, will be welcome.)



Jason Armstead (9) is congratulated by Doug Zeigler (89), following one of Armstead's three TDs versus the Razorbacks.

LONGEST PLAYS SINCE 1933

RUSHING

Yards	Player, Opponent, Date
97	John Avery, Arkansas, 11-6-97
92	Ray Brown, Texas, 1-1-58
91	Jaylen Walton, Mississippi State, 11-29-2014
87	Harol Lofton, Arkansas, 10-24-53
86	Dexter McCluster, Oklahoma State, 1-2-2010
85	Showboat Boykin, Mississippi State, 12-1-51
84	Snoop Conner, Vanderbilt, 10-5-2019
84	Deuce McAllister, Oklahoma, 12-31-99
83	Charlie Conerly, Georgia, 10-10-42
82	Houston Patton, North Texas, 11-7-53
80	Deuce McAllister, Oklahoma, 12-31-99
80	Leon Perry, Mississippi State, 11-20-76
80	Bobby Yandell, Arkansas, 11-22-41
79	Dexter McCluster, Auburn, 10-31-2009
79	Steve Hindman, Virginia Tech, 12-14-68
78	Jerrion Ealy, Vanderbilt, 10-5-2019
78	Eugene Brazley, New Mexico State, 10-10-2015
*78	Gene Allen, Southern Miss, 9-29-73
78	Junie Hovious, Tulane, 10-25-41
77	Harol Lofton, Mississippi State, 11-29-52
77	Bobby Wilson, Mississippi State, 11-29-47
76	Steve Hindman, Vanderbilt, 11-25-67
76	Lindy Callahan, Auburn, 11-10-51
75	John Rhys Plumlee, New Mexico State, 11-9-2019
74	John Avery, Tennessee, 10-6-97
74	Buford McGee, Memphis State, 9-15-79
74	Jimmy Patton, Houston, 11-13-54
73	Jordan Wilkins, Presbyterian, 11-8-2014
72	Deuce McAllister, Mississippi State, 11-23-2000
*72	A. J. Holloway, Mississippi State, 11-26-60
71	Brandon Bolden, Fresno State, 9-25-2010
71	Dexter McCluster, Tennessee, 11-14-2009
71	Merle Hapes, Union, 9-21-40

* Did Not Score

PASSING

Yards	Player, Opponent, Date
*88	Jevan Snead to Mike Wallace, ULM, 11-15-2008
86	Jevan Snead to Shay Hodge, Florida, 9-27-2008
84	Jordan Ta'amu to A.J. Brown, Vanderbilt, 11-17-2018
*83	Bo Wallace to Evan Ingram, Miss. St., 11-29-2014
83	Josh Nelson to LeMay Thomas, Miss. St., 11-26-94
83	Glynn Griffing to Charles Morris, Houston, 10-14-61
82	Tom Luke to Tyrone Ashley, Tennessee, 11-16-91
81	Matt Corral to Braylon Sanders, MSU, 11-28-2020
81	Merle Hapes to Junie Hovious, Vanderbilt, 11-4-39
80	Lawrence Adams to Eddie Small, No. Illinois, 11-13-93
79	Eli Manning to Chris Collins, Vanderbilt, 9-21-2002
79	Houston Patton to Dave Dickerson, Villanova, 10-2-54
78	Eli Manning to Mike Espy, Vanderbilt, 9-21-2002
78	Romaro Miller to Syniker Taylor, Arkansas, 11-6-99
78	Jake Gibbs to Bobby Crespino, Vanderbilt, 10-10-59
77	Jordan Ta'amu to A.J. Brown, Miss. State, 11-23-2017
77	Shea Patterson to A.J. Brown, South Alabama, 9-2-2017
77	Bo Wallace to Donte Moncrief, Miss. State, 11-24-2012
77	Seth Adams to Mike Wallace, Florida, 9-22-2007
77	Eli Manning to Chris Collins, Miss. State, 11-28-2002
77	Romaro Miller to Cory Peterson, Memphis, 9-5-98
77	Kent Austin to J. R. Ambrose, LSU, 11-3-84
77	Tim Ellis to James Reed, Tulane, 11-30-74
76	Bo Wallace to Cody Core, Boise State, 8-28-2014
75	Jordan Ta'amu to D.K. Metcalf, Alabama, 9-15-2018
75	Bo Wallace to Ja-Mes Logan, Arkansas, 11-9-2013
75	Bo Wallace to Donte Moncrief, Texas, 9-15-2012
75	Bruce Newell to Bobby Wade, LSU, 10-29-66
*74	Rocky Byrd to Jack Stribling, Miss. St., 11-26-49
73	Chad Kelly to Cody Core, Alabama, 9-19-2015
73	Perry Lee Dunn to Larry Smith, Houston, 10-14-61
72	Jaxson Dart to Jonathan Mingo, Vanderbilt, 10-8-2022
72	Shea Patterson to DaMarkus Lodge, California, 9-16-2017
72	Jevan Snead to Mike Wallace, Miss. State, 11-28-2008
72	Dan Patch to Bob McCain, Tennessee, 10-7-44
72	Clarence Hapes, J. Poole, N. Peters, Union, 9-19-36
71	Jaxson Dart to Jonathan Mingo, Vanderbilt, 10-8-2022
71	Shea Patterson to D.K. Metcalf, California, 9-16-17
71	Shea Patterson to A.J. Brown, South Alabama, 9-2-17
71	Romaro Miller to Joe Gunn, Arkansas State, 9-18-99
*71	James Black to Leroy Reed, LSU, 11-3-56

* Did Not Score

FIELD GOALS

Prior to 1959, modern-era college field goals were measured from the line of scrimmage to the goalposts. Since 1959, they have been measured from point of origin to the goalposts. To adjust, all goals kicked prior to 1959 were lengthened by seven yards. This rule was a suggested option in 1958.

Yards	Player, Opponent, Date
59	Cloyce Hinton, Georgia, 10-11-69
58	Cloyce Hinton, Houston, 11-7-70
57	Bryan Owen, Tulane, 11-5-88
54	Jonathan Nichols, Vanderbilt, 8-30-2003
54	Tim Montz, Vanderbilt, 9-21-96
53	Bryson Rose, Arkansas, 10-27-2012
53	Jonathan Cruz, Kentucky, 10-1-2022
52	Andrew Ritter, Texas, 9-14-2013
52	Joshua Shene, Northwestern State, 11-4-2006
52	Steve Lindsey, Auburn, 9-13-97
52	Bryan Owen, Arkansas State, 9-19-87
52	Cloyce Hinton, Arkansas, 1-1-70
51	Joshua Shene, Auburn, 10-27-2007
51	Jonathan Nichols, Vanderbilt, 8-30-2003
51	Tim Montz, Georgia, 11-23-96
51	Brian Lee, Michigan, 1-1-91
51	Hoppy Langley, Tulane, 11-11-78
50	Caden Costa, Arkansas, 10-9-2021
50	Andrew Ritter, Idaho, 10-26-2013
50	Will Moseley, Tennessee, 10-1-2005
50	Jonathan Nichols, Arkansas State, 10-12-2002
50	Walter Grant, UT-Chattanooga, 9-11-93
50	Bryan Owen, Vanderbilt, 10-26-85
50	Jon Howard, Vanderbilt, 10-27-84

PUNTING

Yards	Player, Opponent, Date
92	Bill Smith, Southern Miss, 10-20-84
82	Jim Miller, South Carolina, 10-16-76
79	Lonny Calicchio, Auburn, 9-2-95
77	Bill Smith, Southern Miss, 10-20-84
77	Bobby Wilson, Boston College, 10-23-48
77	John Bruce, Mississippi State, 11-25-44
76	Jim Miller, Tulane, 9-18-76
75	Tyler Campbell, Texas, 9-14-2013
75	Cody Ridgeway, Georgia, 11-17-2001
75	Julian Fagan, Memphis State, 12-2-67
75	Lea Paslay, Mississippi State, 11-28-53
75	Erin Smith, Miss. Teachers, 10-8-38
73	Gary Wunderlich, Texas A&M, 10-24-2015
73	Tyler Campbell, BYU, 9-3-2011
71	Tyler Campbell, Alabama, 10-17-2009
71	Jim Miller, Georgia, 10-8-77
71	Charlie Conerly, Vanderbilt, 10-5-46
70	Will Gleeson, Boise State, 8-28-2014
70	Frank Lambert, Memphis State, 9-19-64
70	Charles Flowers, Trinity, 10-4-58
70	Billy Mann, Tennessee, 12-3-38
69	Tyler Campbell, LSU, 11-20-2010
69	Jim Miller, South Carolina, 10-15-77
69	Bobby Franklin, Houston, 11-8-58
69	Charlie Conerly, Vanderbilt, 10-11-47
68	Gary Wunderlich, Alabama, 9-17-2016
68	Tyler Campbell, Georgia Tech, 12-30-2013
68	Julian Fagan, Houston, 10-28-67
68	Bobby Wilson, Kentucky, 10-2-48

PUNT RETURNS

Yards	Player, Opponent, Date
98	Ray Hapes, Southwestern, 10-5-35
96	Junie Hovious, Georgia, 10-12-40
96	Ray Hapes, Union, 9-19-36
95	Rab Rodgers, W. Tenn. Teachers, 9-28-35
92	Cory Peterson, SMU, 9-26-98
89	Vincent Brownlee, Arkansas, 9-22-90
88	Charlie Conerly, Georgia, 10-10-42
87	Deuce McAllister, Auburn, 9-9-2000
85	Billy Brewer, Chattanooga, 11-7-59
84	Nick Brassell, Georgia, 9-24-2011
83	Pat Coleman, Memphis State, 9-3-88
80	Jerry Tibbler, Tennessee, 11-13-48
79	Tommy James, Southern Miss, 10-21-67
78	Ray Hapes, Mississippi State, 11-25-37
78	Ray Hapes, Saint Louis, 10-9-37

77	Marshay Green, Samford, 9-13-2008
77	Ta'Boris Fisher, Auburn, 9-2-93
75	Doug Cunningham, Memphis State, 9-18-65
75	Will Glover, Chattanooga, 11-15-47
73	Jesse Grandy, Fresno State, 9-25-2010
73	Ta'Boris Fisher, VMI, 9-7-96
*70	Allen Muirhead, Kentucky, 9-25-54

* Did Not Score

KICKOFF RETURNS

Yards	Player, Opponent, Date
100	Jerrion Ealy, LSU, 12-19-2020
100	Jaylen Walton, Texas, 9-15-2012
100	Deuce McAllister, Arkansas, 11-6-99
100	John Avery, Alabama, 10-25-97
100	John Avery, LSU, 11-16-96
100	Vernon Studdard, Alabama, 10-3-70
98	Mike Wallace, Vanderbilt, 9-20-2008
97	Jaylon Jones, South Alabama, 9-2-2017
97	Robert Williams, Arkansas, 11-4-2000
97	John Avery, Arkansas State, 10-26-96
97	Lee Davis, Mississippi State, 11-24-84
96	Ray Hapes, Temple, 10-2-36
94	Jerrion Ealy, Southeastern Louisiana, 9-14-2019
94	Jaylon Jones, Texas Tech, 9-1-2018
94	J.R. Ambrose, Vanderbilt, 10-25-86
93	Jason Armstead, Murray State, 9-1-2001
92	Ray Hapes, Mississippi State, 11-30-35
90	Tyrone Ashley, Tennessee, 11-18-89
*90	Jerome Daly, Mississippi State, 11-21-42
90	Les Dodson, Arkansas, 10-26-40
90	Ray Hapes, W. Tenn. Teachers, 9-28-35
89	Bobby Knight, Tampa, 11-6-71
89	Bo Bowen, Memphis State, 9-23-67
88	Jesse Grandy, UAB, 10-17-2009
86	Vernon Studdard, Chattanooga, 11-14-70

PASS INTERCEPTIONS

Yards	Player, Opponent, Date
103	Louis Guy, Tennessee, 11-17-62
103	Ray Hapes, Ouachita, 10-23-37
99	Dustin Mouzon, Memphis, 9-1-2007
99	Bobby Wilson, Florida, 9-25-48
96	Charles Sawyer, BYU, 9-3-2011
93	Trae Elston, UT Martin, 9-5-2015
89	Jimmy Heidel, Kentucky, 9-26-64
88	Vernon Dasher, Southern Illinois, 9-8-2018
87	Shane Elam, Vanderbilt, 9-19-98
83	Fred Thomas, Florida, 10-1-94
80	Kelvin Robinson, Texas Tech, 9-27-2003
75	Cody Prewitt, Texas A&M, 10-11-2014
75	Danny Boyd, Tulane, 9-29-90
75	Merle Hapes, Georgia, 10-12-40
74	Lee Garner, Houston, 10-3-64
70	Robert Bailey, Virginia Tech, 12-14-68
69	Danny Hooker, Southern Miss, 10-19-68
69	Chuck Morris, Kentucky, 9-30-61
65	Marshay Green, Texas Tech, 1-2-2009
65	Syniker Taylor, Georgia, 11-18-2000
65	Tommy Luke, Kentucky, 9-26-64
62	Jimmy Patton, Tulane, 10-17-53
61	Lee Davis, Tulane, 9-29-84
60	Tyrone Ashley, Michigan, 1-1-91
60	Bud Slay, Boston College, 10-7-50
60	Honey Britt, Georgia, 10-10-42

FUMBLE RETURNS

Yards	Player, Opponent, Date
96	Zedrick Woods, Texas A&M, 11-10-2018
91	Cassius Ware, Auburn, 9-5-92
87	Jack Odum, South Carolina, 10-4-47
84	Deane Leonard, Mississippi State, 11-28-2020

MISCELLANEOUS RECORDS

THE LAST TIME OLE MISS HAD ...

30 or more first downs	Arkansas, 2022 (32)
500 yards rushing	Auburn, 1951 (515)
400 yards rushing	Arkansas, 2022 (463)
300 yards rushing	Arkansas, 2022 (463)
200 yards rushing	Arkansas, 2022 (463)
400 yards passing	Vanderbilt, 2022 (448)
300 yards passing	Texas Tech, 2022 (361)
600 yards total offense	Arkansas, 2022 (703)
500 yards total offense	Texas Tech, 2022 (558)
90 plays total offense	Texas A&M, 2021 (93)
Four passes intercepted	LSU, 2020 (5)
Four pass interceptions	Boise State, 2014 (4)
10 sacks	Mississippi State, 2008 (11)
10 penalties	Arkansas, 2022 (12)
100 yards in penalties	Arkansas, 2022 (116)
50 points	Vanderbilt, 2022 (52)
99-yard scoring drive	Mississippi State, 2022 (15 plays; D. Wade 23-yard pass from J. Dart)
90-plus yard scoring drive	Miss State, 2022 (15 plays; D. Wade 23-yard pass from J. Dart)

THE LAST TIME OLE MISS HELD ITS OPPONENT TO ...

Less than 10 first downs	Vanderbilt, 2014 (9)
10 first downs	Presbyterian, 2014 (10)
Negative yards rushing	Troy, 2013 (-13)
10 yards (or less) rushing	Tennessee, 2014 (0)
100 yards (or less) rushing	Mississippi State, 2022 (97)
Zero yards passing	Alabama, 1988
No pass completions	Alabama, 1988
10 yards (or less) passing	Georgia, 1977 (7)
100 yards (or less) passing	Baylor, 2022 (40)
Zero yards total offense	Sewanee, 1938
50 yards (or less) total offense	Mississippi State, 2008 (24)
75 yards (or less) total offense	Mississippi State, 2008 (24)
150 yards (or less) total offense	Memphis, 2014 (104)
200 yards (or less) total offense	New Mexico State, 2019 (193)
No touchdowns	Georgia Tech, 2022 (0 points)

THE LAST TIME OLE MISS ...

Had two passers throw for 100 yards	Mississippi State, 2019 (Matt Corral 124, John Rhys Plumlee 121)
Had two passers complete 10 passes	ULM, 2018 (Jordan Ta'amu, 21-24, Matt Corral, 10-10)
Had two passers throw for 2+ touchdowns	Central Arkansas, 2022 (Jaxson Dart 2, Luke Altmyer 2)
Had three passers throw 1+ touchdowns	UT Martin, 2015 (Ryan Buchanan 2, Chad Kelly 2, DeVante Kincade 1)
Had two runners rush for 100 yards	Arkansas, 2022 (Quinshon Judkins 214, Zach Evans 207)
Had three runners rush for 100 yards	Auburn, 2022 (Quinshon Judkins 139, Zach Evans 136, Jaxson Dart 115)
Had two receivers over 100 receiving yards	Vanderbilt, 2022 (Jonathan Mingo 247, Jordan Watkins 117)
Had three receivers over 100 receiving yards	ULM, 2018 (DaMarkus Lodge 179, A.J. Brown 133, D.K. Metcalf 115)
Had two receivers catch 10 passes	Arkansas, 2002 (Bill Flowers 11, Chris Collins 10)
Had four receivers catch five passes	Mississippi State, 2022 (Dayton Wade 8, Jordan Watkins 8, Jonathan Mingo 7, Malik Heath 5)
Completed a pass to at least 10 different receivers	Cal, 2019 (10)
Had a 100-yard rusher and a 100-yard receiver	Arkansas, 2022 (Q. Judkins 214 yards rushing, Z. Evans 207 rushing, M. Heath 140 yards receiving)
Had two players with 200 all-purpose yards	Arkansas, 2022 (Quinshon Judkins 241, Zach Evans 207)
Returned a punt for a TD	Texas, 2013 (Jeff Scott, 73 yards)
Returned a kickoff for a TD	LSU, 2020 (Jerriion Ealy, 100 yards)
Returned an interception for a TD	Texas A&M, 2021 (A.J. Finley, 52 yards)
Returned two interceptions for TDs	Fresno State, 2015 (Elston, 38 yards; C. Brown, 22 yards)
Returned a fumble for a TD	Austin Peay, 2021 (Sam Williams, 33 yards)
Recovered a fumble for a TD	Auburn, 2012 (C.J. Johnson)
Scored two defensive TDs	SIU, 2018 (Dasher, 88 yards; V. Evans, 56 yards)
Recovered four fumbles in a game	Texas A&M, 2012
Blocked a punt	Georgia Tech, 2022 (Cedric Johnson)
Blocked a punt for a TD	UCA, 2022 (L. Tension recovered B. Miller's blocked punt)
Blocked an opponent's FG attempt	Arkansas, 2015 (Tony Bridges blocked Hedlund's 47-yard attempt)
Blocked an opponent's FG attempt for a TD	Louisiana Tech, 2007 (Brandon Jenkins blocked D. Horwedel's 36-yard attempt, Dustin Mouzon 55-yard return)
Blocked two opponent's FG attempts	Northern Arizona, 2009
Had a punt blocked	Alabama, 2019
Had a punt blocked for a TD	Alabama, 2019
Had a kickoff returned for a TD	Texas Tech, 2022

Had a punt returned for a TD	Alabama, 2019
Had an interception returned for a TD	Baylor, 2022
Had a fumble returned for a TD	Texas A&M, 2019
Missed a PAT kick	Texas Tech, 2022
Had a PAT kick blocked	Auburn, 2016
Had a PAT kick blocked and returned for a two-point conversion	Auburn, 2009
Blocked an opponent's PAT kick	Kentucky, 2022 (Zxavian Harris blocked M. Ruffolo's attempt)
A successful two-point conversion	Arkansas, 2022 (J. Mingo pass from J. Dart, 4th quarter)
Had a field goal attempt blocked	Georgia Tech, 2022 (Jonathan Cruz's 51-yard attempt)
Had two field goal attempts blocked	Kentucky, 2005 (Robert Bass' 39-yd attempt, Matt Hinkle's 44-yard attempt)
Gained a first down off a fake field goal attempt	Georgia, 1995
Scored a touchdown off a fake field goal attempt	Alabama, 2008 (Jason Cook 9-yard pass from Rob Park)
Gained a first down off a fake punt	Texas A&M, 2022 (JJ Pegues 4-yd run)
Recovered an onside kick	Auburn, 2022 (Brandon Buckhaultler)
Shut out an opponent	Georgia Tech, 2022 (42-0)
Was shut out	Arkansas, 2014 (30-0)
Played an overtime game	Kentucky, 2020 (W, 42-41)
Scored a safety	Kentucky, 2022 (W. Levis int. grounding in the end zone, hurried by T. Robinson and T. Brown)
Scored 2 safeties in the same game	Northern Illinois, 1993 (team)
Gave up a safety	Tennessee, 2021
Had no turnovers	Texas A&M, 2022
Had no penalties	Alabama, 2011
Defeated a nationally ranked team	Kentucky, 2022 (22-19, #7 AP; #8 Coaches)
Was ranked in top 25	Week 13, 2022 (#20 AP; #19 Coaches; #14 CFP)
Ended the year ranked in top 25	2021 (#11 AP; #11 Coaches; #8 CFP)

THE LAST TIME AN OLE MISS PLAYER ...

Rushed 30 times	Quinshon Judkins at Texas A&M, 2022 (34)
Rushed 25 times	Quinshon Judkins vs. Alabama, 2022 (25)
Rushed for 250 yards	Dexter McCluster vs. Tennessee, 2009 (282)
Rushed for 200 yards	Quinshon Judkins and Zach Evans at Arkansas, 2022 (214, 207)
Rushed for 150 yards	Quinshon Judkins and Zach Evans at Arkansas, 2022 (214, 207)
Rushed for 100 yards	Quinshon Judkins and Zach Evans at Arkansas, 2022 (214, 207)
Passed for 400 yards	Jaxson Dart vs. Vanderbilt, 2022 (448)
Passed for 300 yards	Jaxson Dart vs. Texas Tech, 2022 (361)
Attempted 50 passes	Jordan Ta'amu vs. Vanderbilt, 2017 (52)
Attempted 40 passes	Jaxson Dart vs. Texas Tech, 2022 (41)
Attempted 30 passes	Jaxson Dart vs. Mississippi State, 2022 (38)
Completed 30 passes	Jaxson Dart vs. Mississippi State, 2022 (30)
Completed 20 passes	Jaxson Dart vs. Texas Tech, 2022 (25)
Passed for 4 or more TDs	Matt Corral vs. Austin Peay, 2021 (5)
Accounted for 6 or more TDs	Matt Corral at Tulane, 2021 (3 passing, 4 rushing)
Threw 3 or more interceptions	Jaxson Dart vs. Texas Tech, 2022 (3)
Had 400 yards Total Offense	Jaxson Dart vs. Texas Tech, 2022 (427)
Had 300 yards Total Offense	Jaxson Dart vs. Texas Tech, 2022 (427)
Had 100 yards rushing and passing	Jaxson Dart vs. Auburn, 2022 (115 rushing, 130 passing)
Had 100 yards rushing and receiving	Dexter McCluster vs. Arkansas, 2009 (123 rushing, 137 receiving)
Had 250 All-Purpose Yards	Elijah Moore vs. South Carolina, 2020 (270)
Had 200 All-Purpose Yards	Quinshon Judkins and Zach Evans at Arkansas, 2022 (241, 207)
Caught 10 passes	Dontario Drummond at Mississippi State, 2021 (14)
Caught 9 passes	Malik Heath at Arkansas, 2022 (9)
Had 200 receiving yards	Jonathan Mingo at Vanderbilt, 2022 (247)
Had 100 receiving yards	Malik Heath vs. Texas Tech, 2022 (137)
Scored 10 points kicking	Jonathan Cruz vs. Mississippi State, 2022 (10)
Scored 4 touchdowns rushing	Matt Corral vs. Tulane, 2021 (4)
Scored 3 touchdowns rushing	Snoop Conner vs. Arkansas, 2021 (3)
Scored 2 touchdowns rushing	Quinshon Judkins vs. Alabama, 2022 (2)
Scored 3 touchdowns receiving	Michael Trigg vs. Central Arkansas, 2022 (3)
Scored 2 touchdowns receiving	Jonathan Mingo at Vanderbilt, 2022 (2)
Scored a touchdown passing and receiving	Laquon Treadwell at Memphis, 2015
Scored a touchdown rushing, passing and receiving	Bo Wallace vs. Auburn, 2012
Intercepted 3 passes	Don Price vs. Vanderbilt, 1986 (3)
Intercepted 2 passes	Al Finley vs. Liberty, 2021 (2)
Forced 3 fumbles	Rory Johnson vs. Vanderbilt, 2006 (3)
Recovered 2 fumbles	Kentrell Lockett at Auburn, 2011 (2)
Punted for a 70-yard game average	Bill Smith vs. Southern Miss, 1984 (2-84.5)
Kicked a 45-yard Field Goal	Jonathan Cruz vs. Mississippi State, 2022 (49)
Kicked a 50-yard Field Goal	Jonathan Cruz vs. Kentucky, 2022 (53)
Kicked five field goals in game	Luke Logan vs. Vanderbilt, 2018 (5)
Kicked four field goals in game	Luke Logan vs. Vanderbilt, 2018 (5)
Kicked three field goals in game	Jonathan Cruz vs. Mississippi State, 2022 (3)
Had 10 tackles in a game	Ashanti Cistrunk vs. Texas Tech, 2022 (12)
Had 15 tackles in a game	Lakia Henry vs. Vanderbilt, 2019 (15)

THE BATTLE FOR THE GOLDEN EGG

The following is the background as to how the Ole Miss-Mississippi State football game came to be known as the "Battle of the Golden Egg" or even "The Egg Bowl." Many of the excerpts are reprinted from the book "Mississippi Mayhem," written by William Banner, III.

1926

Up until the 1926 meeting in Starkville, Ole Miss had only claimed five victories in the previous 23 football contests between the Rebels and Bulldogs. Thus, when Ole Miss claimed a 7-6 victory over then Mississippi A&M College, a celebration was due at Scott Field after that '26 contest.

Oddly, huge roars went up from both sides at the final whistle, not just from the Ole Miss stands. While the A&M players walked slowly off the field with heads bowed, wrote one newsman, the Maroon student section stood and sang the alma mater.

But on the east side, pandemonium. Well wishers rushed "like madmen onto the field," Webb Burke said in his 1957 interview. Some fans made a dash for the goal posts.irate Aggie supporters took after the ambitious Ole Miss group with cane bottom chairs, and fights broke out. The mayhem continued until most of the chairs were splintered.

As explained by the Reveille, A&M yearbook, "A few chairs had to be sacrificed over the heads of these to persuade them that was entirely the wrong attitude."

As described in a story for the Commercial Appeal by Ben Hilbun, who one day would become president of the Starkville school, "The phantom of victory, that for thirteen years eluded Ole Miss, returned to the bearded Berserkers ... and they won over A&M, their traditional rivals, 7 to 6." Ole Miss students fought for the goal posts, he continued, "but were restrained."

Ole Miss fans couldn't believe their victory. Through all their 13 defeats since 1910 (they did not play in 1912, 1913 and 1914) they had only scored in three games, counted just 33 points to A&M's 327, an average of 25-3.

1927

The Golden Egg was first proposed by members of Iota Sigma, an Ole Miss honorary activities fraternity. As thoughts of last year's game, Iota Sigma proposed that a trophy be awarded in a dignified ceremony designed to calm excited fans. One proposal that was rejected was to send the goal posts to the winning side each year.

A&M approved the suggestion of an award, and Ole Miss, two weeks before the game, officially added its approval. The trophy, to be called "The Golden Egg", would be a regulation-size gold-plated football mounted on a pedestal. Costs of approximately \$250 would be shared by both schools. Ole Miss students held a tag day to raise funds.

The joint resolution of the two student bodies declared they agreed on the trophy "in order to effect a better understanding in athletic relations, to foster clean sportsmanship, and to promote a lasting tradition..."

A brand-new series between the University of Mississippi and Mississippi A&M College began on Thanksgiving Day, 1927; the first Battle of the Golden Egg.

Of course, it was the Ole Miss-A&M slugfest, played before a crowd of 14,000 for the first possession of the gold football which was to become symbolic of supremacy in this annual feud-battle.

It was actually the 25th meeting of the two combat-

ants. And for the second time in four years it was Push versus Pass, a heavier line versus a lighter passing attack. And once again the Pushers prevailed, except this time the pushing team was Ole Miss. The score was 20-12.

Unlike the previous year's brawl ending, the 1927 game closed with a highly dignified ceremony, the first presentation of the Golden Egg. As previously agreed in the inception of the egg, the schools first sang their alma maters, Ole Miss, as winner, sang first. The captains of the two teams, presidents of the two student bodies and the heads of the two schools met in the center of the field.

1978

The Ole Miss-Mississippi State series took on a new twist in 1978, a season which saw the Rebels 4-6 and the Bulldogs 6-4 heading into the season finale. As Steve Doyle of the Jackson, Miss., Clarion-Ledger reported in the Nov. 20 edition, "In a year in which neither team will be remembered, the Battle of the Golden Egg is a bowl game. Intense, heated, unbelievable in its lore, this one is for supremacy of the season. Bragging rights, recruiting edges and sheer pride are the guts of it. Every cliché you've ever heard about a single game applies to it."

In 1978, with both teams apparently out of the bowl picture, Executive Sports Editor Tom Patterson decided to do something extra to spice up coverage of the annual grudge match, instructing his staff to follow the "Egg Bowl" theme throughout the week. The result was an award winning special section on Sunday, which recounted in great detail the Rebels' stunning 27-7 victory over the highly-favored Bulldogs. In that game, John Fourcade made his first start at quarterback to become the first Ole Miss freshman since 1945 to receive the starting nod at the signal-caller slot. The special section was a big success and the die was cast. Although it's officially the "Battle of the Golden Egg," most members of the media now refer to the annual bloodletting simply as the "Egg Bowl."

1983

In one of the series' most memorable battles, Ole Miss claimed a pulsating 24-23 victory over Mississippi State in Jackson, but it took some heroics on the part of the Rebels and a 40 miles-per-hour crosswind to decide the outcome. Down 17-0, Ole Miss got on the board when Timmy Moffett returned a punt 66 yards for a touchdown with 1:21 remaining in the first half. However, the Bulldogs added to their lead after the break, and the Rebels found themselves trailing 23-7 to start the fourth quarter. With the wind now at its back, Ole Miss utilized two fumble recoveries and an interception to take a late 24-23 advantage. But State made one last try and moved the ball to the Rebel 10 yardline with 24 seconds left. On fourth down, MSU kicker Artie Cosby attempted a 27-yard field goal, but as true as it was between the uprights, the ball never got there as the wind just slapped it down to give Ole Miss its first on-the-field winning season in eight years at 6-5 and a berth in the Independence Bowl.

1991-92

"The Battle of the Golden Egg" returned to campus in 1991 as Mississippi State hosted Ole Miss in Starkville. It marked the first on-campus meeting between the two teams since 1972. Vaught-Hemingway Stadium in Oxford was the site of the 1992 game, which Ole Miss won, 17-10 thanks to a thrilling goal-line stand. The series continues to rotate between campus sites.

1995

Ole Miss rode a school-record rushing performance and a stingy second-half deficit to a 13-10 victory over Mississippi State to regain the Egg Bowl Trophy. The win gave the Rebels a winning season and head coach Tommy Tuberville a triumph over the school's biggest rival in his first Egg Bowl game. Dou Innocent rushed for a record 242 yards on 39 carries to help the Rebels overcome an early 10-0 deficit. The Bulldogs never entered Ole Miss territory in the second half.



Ole Miss celebrates a 31-21 win over Mississippi State in the 2021 Egg Bowl to give the Rebels their first 10-win regular season in school history.

1997

The 1997 contest provided another close contest and perhaps the most exciting finish ever in the series. Stewart Patridge hit Andre Rone for a 10-yard TD pass with 25 seconds left and then found Cory Peterson over the middle on the two-point conversion attempt to give the Rebels a 15-14 win over Mississippi State. The win propelled the Rebels to their first bowl game since the 1992 Liberty Bowl when they were rewarded with an invite to the inaugural Ford Motor City Bowl in Pontiac, Mich.

2000

Running back Deuce McAllister rushed for three touchdowns and passed for another to lead Ole Miss to a 45-30 victory on Thanksgiving Night. With it being Senior Night in Oxford, McAllister hooked up with Rebel Romaro Miller on a 20-yard halfback option TD toss. McAllister finished with 121 yards rushing on 24 carries, while Miller threw for 127 yards and ran for 60. The win returned the Golden Egg to Oxford after a two-year absence.

2003

Eli Manning passed for 260 yards and three touchdowns to lead the Rebels to a 31-0 shutout win in his final regular-season collegiate game. The Ole Miss defense held the Bulldogs to only 91 yards passing and picked off one Mississippi State pass in Jackie Sherrill's final game as head coach on a rainy evening in Starkville. The win propelled the Rebels to the Cotton Bowl and their first 10 win season since 1971. The game was also the final of six straight Egg Bowls (1998-2003) played on Thanksgiving and televised nationally by ESPN.

2008

Jevan Snead threw for 213 yards and four touchdowns and Greg Hardy had three of Ole Miss' school-record 11 sacks, as the Rebels beat Mississippi State 45-0 in the most lopsided Egg Bowl in 37 years. The Rebels finished with a school-record minus-64 rushing yards allowed and 14 tackles for loss. Defensive end Greg Hardy and tackle Peria Jerry led the charge. Jerry had four tackles for loss,

including two sacks.

2012

Paced by a three-touchdown performance from wide receiver Donte Moncrief, Ole Miss defeated No. 24 Mississippi State, 41-24. Moncrief had seven catches for a career-high 173 yards, the fourth-most in a single game in Ole Miss history. Quarterback Bo Wallace threw five touchdowns on the night. The Egg Bowl win propelled Ole Miss to its first bowl berth in three years and provided momentum that later saw the Rebels earn a BBVA Compass Bowl victory over Pitt in January and land the best signing class in school history the next month.

2014

Bo Wallace passed for nearly 296 yards, Evan Engram had a career-high 176 receiving yards and Jaylen Walton rushed for a career-high 148 yards to lead the No. 18 Rebels to a 31-17 win over No. 4 Mississippi State. Of his 14 carries, none were bigger than a highlight-reel 91-yard touchdown run that proved to be the game-winning score for the Rebels. The Egg Bowl win capped a 9-3 regular season for the Rebels and earned them a berth in the Chick-fil-A Peach Bowl.

2015

For the first time in 12 years, Ole Miss left Starkville with a victory. The Rebels scored 21 first-quarter points on their way to a 38-27 win, their second-straight Egg Bowl and first in Starkville since the 2003 season. Thanks to a potent offense, the Rebels set the single-season total offense record on the night and scored the most points in Starkville since the 1971 season. Quarterback Chad Kelly broke the school record for passing yards in a season with 236 yards and two touchdowns.

2017

Ole Miss entered Starkville as the underdog against 14th-ranked Mississippi State, but the Rebels jumped out to a 24-6 lead and held off a late Bulldog rally to secure the Golden Egg on Thanksgiving Day. Ole Miss followed an

explosive day by Starkville native receiver A.J. Brown, who racked up 167 receiving yards, including a 77-yard scoring reception. Oxonian receiver D.K. Metcalf added 67 yards and a touchdown, while running back Jordan Wilkins had a 110-yard day with two touchdowns on the ground. Meanwhile, the Rebel defense forced five turnovers as Ole Miss won the Egg Bowl for the fourth time in six years.

2020

The Ole Miss offense had a terrific day, and the Rebel defense clamped down late to snap a two-game losing streak in the Battle for the Golden Egg and bring the trophy back home to Oxford. Matt Corral completed 24 of 36 passes for 385 yards and two touchdown passes. Elijah Moore became the school's all-time record holder for receptions in a season with 86, passing A.J. Brown. Moore added 139 yards through the air. On the ground, Jerrion Ealy led the Rebels with 93 yards on 18 carries and a touchdown which sealed the game late.

2021

Ole Miss left no doubt that the Golden Egg would stay in Oxford, turning in a dominant 31-21 victory at Davis-Wade Stadium in Starkville. The Rebel defense kept Mississippi State out of the end zone until late in the fourth quarter, while the offense followed two Snoop Conner touchdowns to a 24-6 lead. With the game well in-hand, the Bulldogs managed two late touchdowns, but it wasn't enough to overcome the Rebel lead on Thanksgiving Day.

This year's "Battle for the Golden Egg" will take place on Thursday, Nov. 23 at Davis Wade Stadium in Starkville. The matchup will be the 120th meeting between the two schools and the 96th Egg Bowl.

THE "EGG BOWL" SERIES

OLE MISS LEADS 64-47-6*

Date	Site	Results
Nov. 24, 1927	Oxford	Ole Miss 20, Mississippi State 12
Nov. 29, 1928	Starkville	Ole Miss 20, Mississippi State 19
Nov. 30, 1929	Oxford	Ole Miss 7, Mississippi State 7
Nov. 27, 1930	Starkville	Ole Miss 20, Mississippi State 0
Nov. 26, 1931	Oxford	Ole Miss 25, Mississippi State 14
Nov. 24, 1932	Starkville	Ole Miss 13, Mississippi State 0
Dec. 2, 1933	Oxford	Ole Miss 31, Mississippi State 0
Dec. 1, 1934	Jackson	Ole Miss 7, Mississippi State 3
Nov. 30, 1935	Oxford	Ole Miss 14, Mississippi State 6
Nov. 21, 1936	Starkville	Mississippi State 26, Ole Miss 6
Nov. 25, 1937	Oxford	Mississippi State 9, Ole Miss 7
Nov. 26, 1938	Starkville	Ole Miss 19, Mississippi State 6
Nov. 25, 1939	Oxford	Mississippi State 18, Ole Miss 6
Nov. 23, 1940	Starkville	Mississippi State 19, Ole Miss 0
Nov. 29, 1941	Oxford	Mississippi State 6, Ole Miss 0
Nov. 21, 1942	Starkville	Mississippi State 34, Ole Miss 13
Nov. 26, 1944	Oxford	Ole Miss 13, Mississippi State 8
Nov. 24, 1945	Starkville	Ole Miss 7, Mississippi State 6
Nov. 23, 1946	Oxford	Mississippi State 20, Ole Miss 0
Nov. 29, 1947	Starkville	Ole Miss 33, Mississippi State 14
Nov. 27, 1948	Oxford	Ole Miss 34, Mississippi State 7
Nov. 26, 1949	Starkville	Ole Miss 26, Mississippi State 0
Dec. 2, 1950	Oxford	Ole Miss 27, Mississippi State 20
Dec. 1, 1951	Starkville	Ole Miss 49, Mississippi State 7
Nov. 29, 1952	Oxford	Ole Miss 20, Mississippi State 14
Nov. 28, 1953	Starkville	Ole Miss 7, Mississippi State 7
Nov. 27, 1954	Oxford	Ole Miss 14, Mississippi State 0
Nov. 24, 1955	Starkville	Ole Miss 26, Mississippi State 0
Dec. 1, 1956	Oxford	Ole Miss 13, Mississippi State 7
Nov. 30, 1957	Starkville	Ole Miss 7, Mississippi State 7
Nov. 29, 1958	Oxford	Ole Miss 21, Mississippi State 0
Nov. 28, 1959	Starkville	Ole Miss 42, Mississippi State 0
Nov. 26, 1960	Oxford	Ole Miss 35, Mississippi State 9

Date	Site	Results
Dec. 2, 1961	Starkville	Ole Miss 37, Mississippi State 7
Dec. 1, 1962	Oxford	Ole Miss 13, Mississippi State 6
Nov. 30, 1963	Starkville	Ole Miss 10, Mississippi State 10
Dec. 5, 1964	Oxford	Mississippi State 20, Ole Miss 17
Nov. 27, 1965	Starkville	Ole Miss 21, Mississippi State 0
Nov. 26, 1966	Oxford	Ole Miss 24, Mississippi State 0
Dec. 2, 1967	Starkville	Ole Miss 10, Mississippi State 3
Nov. 30, 1968	Oxford	Ole Miss 17, Mississippi State 17
Nov. 27, 1969	Starkville	Ole Miss 48, Mississippi State 22
Nov. 26, 1970	Oxford	Mississippi State 19, Ole Miss 14
Nov. 25, 1971	Starkville	Ole Miss 48, Mississippi State 0
Nov. 25, 1972	Oxford	Ole Miss 51, Mississippi State 14
Nov. 24, 1973	Jackson	Ole Miss 38, Mississippi State 10
Nov. 23, 1974	Jackson	Mississippi State 31, Ole Miss 13
Nov. 22, 1975	Jackson	Ole Miss 13, Mississippi State 7
Nov. 20, 1976	Jackson	**Mississippi State 28, Ole Miss 11
Nov. 19, 1977	Jackson	**Mississippi State 18, Ole Miss 14
Nov. 25, 1978	Jackson	Ole Miss 27, Mississippi State 7
Nov. 24, 1979	Jackson	Ole Miss 14, Mississippi State 9
Nov. 22, 1980	Jackson	Mississippi State 19, Ole Miss 14
Nov. 21, 1981	Jackson	Ole Miss 21, Mississippi State 17
Nov. 20, 1982	Jackson	Mississippi State 27, Ole Miss 10
Nov. 19, 1983	Jackson	Ole Miss 24, Mississippi State 23
Nov. 24, 1984	Jackson	Ole Miss 24, Mississippi State 3
Nov. 23, 1985	Jackson	Ole Miss 45, Mississippi State 27
Nov. 22, 1986	Jackson	Ole Miss 24, Mississippi State 3
Nov. 21, 1987	Jackson	Mississippi State 30, Ole Miss 20
Nov. 26, 1988	Jackson	Ole Miss 33, Mississippi State 6
Nov. 25, 1989	Jackson	Ole Miss 21, Mississippi State 11
Nov. 24, 1990	Jackson	Ole Miss 21, Mississippi State 9
Nov. 23, 1991	Starkville	Mississippi State 24, Ole Miss 9
Nov. 28, 1992	Oxford	Ole Miss 17, Mississippi State 10
Nov. 27, 1993	Starkville	Mississippi State 20, Ole Miss 13

Date	Site	Results
Nov. 26, 1994	Oxford	Mississippi State 21, Ole Miss 17
Nov. 25, 1995	Starkville	Ole Miss 13, Mississippi State 10
Nov. 30, 1996	Oxford	Mississippi State 17, Ole Miss 0
Nov. 29, 1997	Starkville	Ole Miss 15, Mississippi State 14
Nov. 26, 1998	Oxford	Mississippi State 28, Ole Miss 6
Nov. 25, 1999	Starkville	Mississippi State 23, Ole Miss 20
Nov. 23, 2000	Oxford	Ole Miss 45, Mississippi State 30
Nov. 22, 2001	Starkville	Mississippi State 36, Ole Miss 28
Nov. 28, 2002	Oxford	Ole Miss 24, Mississippi State 12
Nov. 27, 2003	Starkville	Ole Miss 31, Mississippi State 0
Nov. 27, 2004	Oxford	Ole Miss 20, Mississippi State 3
Nov. 26, 2005	Starkville	Mississippi State 35, Ole Miss 14
Nov. 25, 2006	Oxford	Ole Miss 20, Mississippi State 17
Nov. 23, 2007	Starkville	Mississippi State 17, Ole Miss 14
Nov. 28, 2008	Oxford	Ole Miss 45, Mississippi State 0
Nov. 28, 2009	Starkville	Mississippi State 41, Ole Miss 27
Nov. 27, 2010	Oxford	Mississippi State 31, Ole Miss 23
Nov. 26, 2011	Starkville	Mississippi State 31, Ole Miss 3
Nov. 24, 2012	Oxford	^Ole Miss 41, Mississippi State 24
Nov. 28, 2013	Starkville	Mississippi State 17, Ole Miss 10 (OT)
Nov. 29, 2014	Oxford	^Ole Miss 31, Mississippi State 17
Nov. 28, 2015	Starkville	Ole Miss 38, Mississippi State 27
Nov. 26, 2016	Oxford	Mississippi State 55, Ole Miss 20
Nov. 23, 2017	Starkville	Ole Miss 31, Mississippi State 28
Nov. 22, 2018	Oxford	Mississippi State 35, Ole Miss 3
Nov. 28, 2019	Starkville	Mississippi State 21, Ole Miss 20
Nov. 28, 2020	Oxford	Ole Miss 31, Mississippi State 24
Nov. 25, 2021	Starkville	Ole Miss 31, Mississippi State 21
Nov. 24, 2022	Oxford	Mississippi State 24, Ole Miss 22

***Ole Miss won by forfeit
^Game vacated due to NCAA ruling
#Original record: 64-49-6*

OLE MISS BOWL HISTORY

Ole Miss has a proud tradition of bowling that dates back to 1935, including what once was a national record of consecutive bowl appearances — from 1957 to 1972. It is a high standard of excellence which present-day Ole Miss football teams continue to strive for.

Ed Walker coached the first Ole Miss bowl team, the high-scoring outfit of 1935 which outplayed, but was nipped by Catholic University, 20-19, in the 1936 Orange Bowl.

The next bowl for the Rebels was for the 1947 squad, a 12-year wait. But from there, with Coach John Howard Vaught at the Ole Miss helm, bowls came and kept coming after the Rebels following each season. Vaught took the Rebs to the ill-fated Delta Bowl in 1948, as the 1947 SEC Champions beat Texas Christian 13-9. Vaught had to wait until 1952 to go bowling again, but from that point forward, the Rebel mentor made post-season games a habit that was hard to break.

All-in-all, the Rebels participated in six Sugar Bowls, two Gators, one Cotton, two Bluebonnets, two Liberties, one Sun and one Peach during that run of 15 straight. Vaught's personal bowl record was 10-8, while Billy Kinard's 1971 Rebels, with a 9-2 record, earned a bid to play Georgia Tech in the Peach Bowl, which produced a 41-18 triumph.

Ole Miss dropped out of the bowl picture after that 1971 Peach Bowl appearance with Georgia Tech. When Billy Brewer became head coach prior to the 1983 season, the Rebels had not been bowling for 12 years. During Brewer's 11 years as head coach, Ole Miss went to five bowls, twice to the Independence, twice to the Liberty, and once to the Gator. Brewer was 3-2 as a coach in bowl games.

The Rebels returned to postseason action in 1997 for the first time since the 1992 Liberty Bowl, and for the first time under Tommy Tuberville, as Ole Miss was invited to the inaugural Ford Motor City Bowl in Pontiac, Mich., where they defeated Marshall 34-31.



The Rebels then followed with what was probably the biggest upset of the 1998 bowl season, as Ole Miss defeated heavily favored Texas Tech, 35-18, in the Sanford Independence Bowl in head coach David Cutcliffe's debut. Ole Miss went 4-1 in the five bowl games it played in under Cutcliffe as head coach, including three victories in the Independence Bowl, and one victory in the Cotton Bowl (2004).

Ole Miss returned to the Cotton Bowl in 2009 and 2010 under Houston Nutt, who led the Rebels to 47-34 and 21-7 victories, respectively.

Under first-year head coach Hugh Freeze, Ole Miss defeated Pittsburgh 38-17 in the BBVA Compass Bowl on Jan. 5, 2013, although the game was later vacated by NCAA ruling. The Rebels set a number of BBVA Compass Bowl records, including most points scored by a team (38). Ole Miss followed that with a 25-17 win over Georgia Tech in the Music City Bowl in Nashville, Tennessee, on Dec. 30, 2013.

The Rebels made consecutive New Year's Six bowl appearances beginning with the Peach Bowl in 2014 and followed up the 2015 season with a record-setting 48-20

win over Oklahoma State in the Sugar Bowl on January 1, 2016. As a unit, the Rebels put up 554 yards of total offense, the most of any Ole Miss team in any bowl game, and also broke the previous record for points in a bowl game.

Ole Miss returned to the postseason in 2020, earning an Outback Bowl bid after a four-year bowl drought. In his first year as head coach, Lane Kiffin led the Rebels to a 4-5 record in nine SEC games during the truncated season. The Rebels earned a date with No. 7 Indiana and didn't disappoint. Ole Miss never trailed and held off a late Hoosier rally in a 26-20 victory to win its first Outback Bowl title.

The Rebels kept the bowl train rolling in 2021-22, mounting a 10-2 regular-season record to earn a Sugar Bowl berth for the 10th time in program history, ultimately falling 21-7 in a defensive slugfest to Baylor.

For the third time in as many seasons under Kiffin, Ole Miss earned a postseason bowl appearance in 2022. Following an 8-4 regular season record, the Rebels were invited to their first-ever Texas Bowl, dropping a 42-25 game to Texas Tech.

OLE MISS BOWL RESULTS

WON 24, LOST 15 (.615 win pct., third in SEC, tied for eighth-best in nation)#

Date	Bowl	Opponent	Score	Coach	Date	Bowl	Opponent	Score	Coach
1-1-36	Orange	Catholic U.	19-20	Ed Walker	12-20-86	Independence	Texas Tech	20-17	Billy Brewer
1-1-48	Delta	TCU	13-9	John H. Vaught	12-28-89	Liberty	Air Force	42-29	Billy Brewer
1-1-53	Sugar	Georgia Tech	7-24	John H. Vaught	1-1-91	Gator	Michigan	3-35	Billy Brewer
1-1-55	Sugar	Navy	0-21	John H. Vaught	12-31-92	Liberty	Air Force	13-0	Billy Brewer
1-2-56	Cotton	TCU	14-13	John H. Vaught	12-26-97	Motor City	Marshall	34-31	Tommy Tuberville
1-1-58	Sugar	Texas	39-7	John H. Vaught	12-31-98	Independence	Texas Tech	35-18	David Cutcliffe
12-27-58	Gator	Florida	7-3	John H. Vaught	12-31-99	Independence	Oklahoma	27-25	David Cutcliffe
1-1-60	Sugar	LSU	21-0	John H. Vaught	12-28-00	Music City	West Virginia	38-49	David Cutcliffe
1-2-61	Sugar	Rice	14-6	John H. Vaught	12-27-02	Independence	Nebraska	27-23	David Cutcliffe
1-1-62	Cotton	Texas	7-12	John H. Vaught	1-2-04	Cotton	Oklahoma State	31-28	David Cutcliffe
1-1-63	Sugar	Arkansas	17-13	John H. Vaught	1-2-09	Cotton	Texas Tech	47-34	Houston Nutt
1-1-64	Sugar	Alabama	7-12	John H. Vaught	1-2-10	Cotton	Oklahoma State	21-7	Houston Nutt
12-19-64	Bluebonnet	Tulsa	7-14	John H. Vaught	1-5-13	^BBVA Compass	Pittsburgh	38-17	Hugh Freeze
12-18-65	Liberty	Auburn	13-7	John H. Vaught	12-30-13	Music City	Georgia Tech	25-17	Hugh Freeze
12-17-66	Bluebonnet	Texas	0-19	John H. Vaught	12-31-14	Peach Bowl	TCU	3-42	Hugh Freeze
12-30-67	Sun	Texas-El Paso	7-14	John H. Vaught	1-1-16	Sugar Bowl	Oklahoma State	48-20	Hugh Freeze
12-14-68	Liberty	Virginia Tech	34-17	John H. Vaught	1-2-21	Outback Bowl	Indiana	26-20	Lane Kiffin
1-1-70	Sugar	Arkansas	27-22	John H. Vaught	1-1-22	Sugar Bowl	Baylor	7-21	Lane Kiffin
1-2-71	Gator	Auburn	28-35	John H. Vaught	12-28-22	Texas Bowl	Texas Tech	25-42	Lane Kiffin
12-30-71	Peach	Georgia Tech	41-18	Billy Kinard					
12-10-83	Independence	Air Force	3-9	Billy Brewer					

^Game vacated due to NCAA ruling

#Original record: 25-15

REBELS' BOWL SERIES RECORDS

Bowl	Gms	W	L	PF	PA
Sugar	10	6	4	187	146
Cotton	5	4	1	120	94
Independence.....	5	4	1	112	92
Liberty	4	4	0	102	53
Gator	3	1	2	38	73
Bluebonnet	2	0	2	7	33
Music City.....	2	1	1	63	66
Peach.....	2	1	1	43	60
Delta	1	1	0	13	9
Motor City	1	1	0	34	31
Orange.....	1	0	1	19	20
Outback	1	1	0	26	20
Sun.....	1	0	1	7	14
Texas.....	1	0	1	25	42
BBVA Compass^	1	0	0	38	17
Totals.....	40	24	15	822	728

^ Game vacated due to NCAA ruling

OUTSTANDING PLAYER AWARDS

SUGAR BOWL

- *Ray Brown, QB, 1958
- Bobby Franklin, QB, 1960
- Jake Gibbs, QB, 1961
- Glynn Griffing, QB, 1963
- Archie Manning, QB, 1970
- Chad Kelly, QB, 2016
- * Lone unanimous choice in Sugar Bowl history

COTTON BOWL

- Eagle Day, QB, 1956 - Most Valuable Back
- Buddy Alliston, LG, 1956 - Most Valuable Lineman
- Eli Manning, QB, 2004 - Most Valuable Offensive Player
- Josh Cooper, DE, 2004 - Most Valuable Defensive Player
- Dexter McCluster, WR, 2009 - Most Valuable Offensive Player
- Marshay Green, DB, 2009 - Most Valuable Defensive Player
- Dexter McCluster, RB-WR, 2010 - Most Valuable Offensive Player

INDEPENDENCE BOWL

- Andre Townsend, DT, 1983 - Most Valuable Player, Defense
- Dwayne Nesmith, 1983 - Scholar Athlete Award
- Mark Young, QB, 1986 - Most Valuable Player, Offense
- Jeff Noblin, 1986 - Scholar Athlete Award
- Kendrick Clancy, DT, 1998 - Most Valuable Player, Defense
- Romaro Miller, QB, 1998 - Most Valuable Player, Offense
- Tim Strickland, CB, 1999 - Most Valuable Player, Defense
- Eli Manning, QB, 2002 - Most Valuable Player, Offense

LIBERTY BOWL

- Charles Hiinton, C, 1965 - Outstanding Offensive Lineman
- Lee Garner, LLB, 1965 - Outstanding Defensive Lineman
- Steve Hindman, TB, 1968 - MVP; Outstanding Offensive Back
- Robert Bailey, M, 1968 - Outstanding Defensive Back
- Worthy McClure, T, 1968 - Outstanding Offensive Lineman
- Randy Baldwin, RB, 1989 - MVP; Outstanding Offensive Player
- Jeff Carter, FS, 1989 - Outstanding Defensive Player
- Shawn Cobb, LB, 1989 - Outstanding Student-Athlete Award
- Russ Shows, QB, 1992 - Outstanding Offensive Player
- Cassius Ware, LB, 1992 - MVP; Outstanding Defensive Player

GATOR BOWL

- Bobby Franklin, QB, 1958 - Most Valuable Player, Winning Team
- Archie Manning, QB, 1971 - Most Valuable Player, Losing Team
- Tyrone Ashley, DB, 1991 - Most Valuable Player, Losing Team

PEACH BOWL

- Norris Weese, QB, 1971 - Most Valuable Player, Offense
- Crowell Armstrong, LB, 1971 - Most Valuable Player, Defense

BBVA COMPASS BOWL

- Bo Wallace, QB, 2013 - Most Valuable Player

BLUEBONNET BOWL

- Mac McClure, LB, DE, 1996 - Outstanding Ole Miss Player

MOTOR CITY BOWL

- Stewart Patridge, QB, 1997 - Most Valuable Player

MUSIC CITY BOWL

- Bo Wallace, QB, 2013 - Most Valuable Player

OUTBACK BOWL

- Matt Corral, QB, 2021 - Most Valuable Player

BOWL WINNING PCT. (min 25 app.)

- Utah (17-8)680
- Georgia (37-21).....638
- Oklahoma State (21-12)636
- Florida State (29-17).....630
- Alabama (45-27).....625
- Penn State (31-19)620
- USC (34-21)618
- T8. OLE MISS (24-15)615**
- Syracuse (16-10)615
- Oklahoma (31-24).....564

BOWL VICTORIES

- Alabama.....45
- Georgia37
- USC34
- T4. Oklahoma.....31
- T4. Penn State.....31
- T4. Texas.....31
7. Tennessee.....30
- T8. Florida State.....29
- T8. LSU.....29
- T10. Clemson.....26
- T10. Nebraska.....26
- T10. Ohio State.....26
- T13. Georgia Tech.....25
- T13. Florida.....25
- T15. OLE MISS.....24**
- T15. Auburn.....24

Other SEC schools:

- Texas A&M.....20
- Arkansas.....17
- Mississippi State.....15
- Missouri.....15
- Kentucky.....12
- South Carolina.....10
- Vanderbilt.....4

BOWL APPEARANCES

- Alabama.....75
- Georgia61
- Texas58
- Oklahoma.....56
- T5. USC.....55
- T5. Tennessee.....55
- T7. LSU.....54
- T7. Ohio State.....54
9. Nebraska.....53
10. Penn State.....52
11. Michigan.....50
- T12. Clemson.....49
- T12. Florida.....49
14. Florida State.....48
15. Auburn.....46
16. Georgia Tech.....45
17. Arkansas.....44
- T18. Texas A&M.....42
- T18. Miami (FL).....42
- T20. OLE MISS.....40**
- T20. BYU.....40
- T20. Notre Dame.....40
- T20. Texas Tech.....40
- T20. Washington.....40

Other SEC schools:

- Missouri.....35
- Mississippi State.....26
- South Carolina.....25
- Kentucky.....22
- Vanderbilt.....9

OLE MISS BOWL RECORDS

TEAM OFFENSE RECORDS

MOST POINTS: 48 (vs. Oklahoma State, 2016 Sugar)
FEWEST POINTS: 0 (vs. Navy, 1955 Sugar; vs. Texas, 1966 Bluebonnet)
MOST TOUCHDOWNS: 6 (vs. Texas, 1958 Sugar; vs. Air Force, 1989 Liberty; vs. Texas Tech, 2009 Cotton; vs. Oklahoma State, 2016 Sugar)
MOST TOUCHDOWNS PASSING: 4 (vs. Oklahoma State, 2016 Sugar)
MOST FIELD GOALS: 3 (vs. West Virginia, 2000 Music City)
MOST PATS: 6 (vs. Air Force, 1989 Liberty; vs. Texas Tech, 2009 Cotton, vs. Oklahoma State, 2016 Sugar)
MOST FIRST DOWNS: 30 (vs. Air Force, 1989 Liberty)
FEWEST FIRST DOWNS: 5 (vs. Navy, 1955 Sugar)
MOST FIRST DOWNS RUSHING: 13 (vs. Texas, 1958 Sugar; vs. Air Force, 1989 Liberty)
FEWEST FIRST DOWNS RUSHING: 2 (vs. Texas-El Paso, 1967 Sun; vs. TCU, 2014 Peach)
MOST FIRST DOWNS PASSING: 20 (vs. Texas Tech, 1986 Independence)
FEWEST FIRST DOWNS PASSING: 1 (vs. Navy, 1955 Sugar; vs. Auburn, 1965 Liberty)
MOST PLAYS — TOTAL OFFENSE: 88 (vs. Texas Tech, 1986 Independence; vs. Baylor, 2022 Sugar)
FEWEST PLAYS — TOTAL OFFENSE: 48 (vs. Florida, 1958 Gator)
MOST RUSHING PLAYS: 54 (vs. Baylor, 2022 Sugar)
FEWEST RUSHING PLAYS: 7 (vs. Florida, 1958 Gator)
MOST PASSING PLAYS: 51 (vs. West Virginia, 2000 Music City)
FEWEST PASSING PLAYS: 7 (vs. Florida, 1958 Gator)
MOST PASSES COMPLETED: 31 (vs. Texas Tech, 1986 Independence; vs. Indiana, 2020 Outback)
FEWEST PASSES COMPLETED: 2 (vs. Florida, 1958 Gator)
MOST RUSH-PASS YARDS: 558 (vs. Texas Tech, 2022 Texas)
FEWEST RUSH-PASS YARDS: 109 (vs. Texas-El Paso, 1967 Sun)
MOST YARDS RUSHING: 304 (vs. Texas, 1958 Sugar)
FEWEST YARDS RUSHING: 9 (vs. TCU, 2014 Peach)
MOST YARDS PASSING: 388 (vs. West Virginia, 2000 Music City)
FEWEST YARDS PASSING: 24 (vs. Auburn, 1965 Liberty)
MOST PASSES INTERCEPTED BY OLE MISS: 4 (vs. Navy, 1955 Sugar; vs. Texas, 1958 Sugar; vs. Rice, 1961 Sugar; vs. Texas, 1968 Bluebonnet vs. Oklahoma State, 2010 Cotton)
FEWEST PASSES INTERCEPTED BY OLE MISS: 0 (vs. Air Force, 1983 Independence; vs. Marshall, 1997 Motor City)
MOST PENALTIES — YARDS: 12-93 (vs. West Virginia, 2000 Music City)
FEWEST PENALTIES — YARDS: 2-10 (vs. Rice, 1961 Sugar)
MOST FUMBLES — LOST: +11-6 (vs. Alabama, 1964 Sugar)
FEWEST FUMBLES — LOST: 0-0 (vs. Auburn, 1965 Liberty; vs. Texas, 1966 Bluebonnet; vs. Arkansas, 1970 Sugar; vs. Marshall, 1997 Motor City; vs. Oklahoma State, 2016 Sugar; vs. Baylor, 2022 Sugar)

TEAM DEFENSE RECORDS

MOST POINTS: 49 (by W. Virginia, 2000 Music City)
FEWEST POINTS: 0 (by LSU, 1960 Sugar; by Air Force, 1992 Liberty)
MOST TOUCHDOWNS: 7 (by West Virginia, 2000 Music City)
FEWEST TOUCHDOWNS: 0 (by Florida, 1958 Gator; by LSU, 1960 Sugar; by Alabama, 1964 Sugar; by Air Force, 1983 Independence, by Air Force, 1992 Liberty)
MOST TOUCHDOWNS RUSHING: 3 (by Texas, 1966 Bluebonnet; by Georgia Tech, 1971 Peach; by Oklahoma State, 2004 Cotton; by Texas Tech, 2022 Texas)

FEWEST TOUCHDOWNS RUSHING: 0 (by TCU, 1948 Delta; by Florida, 1958 Gator; by LSU, 1960 Sugar; by Arkansas, 1963 Sugar; by Alabama, 1964 Sugar; by Air Force, 1983 Independence; by Air Force, 1992 Liberty; by Oklahoma, 1999 Independence; by Oklahoma State, 2010 Cotton; by Pittsburgh, 2013 BBVA Compass)
MOST TOUCHDOWNS PASSING: 5 (by West Virginia, 2000 Music City)
FEWEST TOUCHDOWNS PASSING: 0 (by TCU, 1948 Delta; by TCU, 1956 Cotton; Texas, 1958 Sugar; by Florida, 1958 Gator; LSU, 1960 Sugar; by Rice, 1961 Sugar; by Alabama, 1964 Sugar; by Auburn, 1965 Liberty; by Texas, 1966 Bluebonnet; by Virginia Tech, 1968 Liberty; by Air Force, 1983 Independence; by Texas Tech, 1986 Independence; by Air Force, 1992 Liberty; by Oklahoma State, 2016 Sugar; by Indiana 2020 Outback)
MOST FIELD GOALS: 4 (by Alabama, 1964 Sugar)
MOST PAT: 7 (by West Virginia, 2000 Music City)
FEWEST PAT: 0 (by Florida, 1958 Gator; by LSU, 1960 Sugar; by Rice, 1961 Sugar; Texas, 1962 Cotton; by Alabama, 1964 Sugar; by Georgia Tech, 1971; Peach; by Air Force, 1983 Independence; Air Force, 1992 Liberty)
MOST FIRST DOWNS: 35 (by Michigan, 1991 Gator)
FEWEST FIRST DOWNS: 6 (by LSU, 1960 Sugar; by Arkansas, 1963 Sugar)
MOST PLAYS — TOTAL OFFENSE: 88 (by Texas Tech, 2022 Texas)
FEWEST PLAYS — TOTAL OFFENSE: 47 (by Arkansas, 1963 Sugar)
MOST RUSHING PLAYS: 63 (by Air Force, 1983 Independence)
FEWEST RUSHING PLAYS: 23 (by Marshall, 1997 Motor City)
MOST PASSING PLAYS: 58 (by Texas Tech, 2009 Cotton)
FEWEST PASSING PLAYS: 5 (by TCU, 1956 Cotton)
MOST PASSES COMPLETED: 39 (by Oklahoma, 1999 Independence)
FEWEST PASSES COMPLETED: 1 (by Virginia Tech, 1968 Liberty)
MOST RUSH-PASS YARDS: 715 (by Michigan, 1991 Gator)
FEWEST RUSH-PASS YARDS: 74 (by LSU, 1960 Sugar)
MOST YARDS RUSHING: 391 (by Michigan, 1991 Gator)
FEWEST YARDS RUSHING: -15 (by LSU, 1960 Sugar)
MOST YARDS PASSING: 390 (by Oklahoma, 1999 Independence)
FEWEST YARDS PASSING: 2 (by Virginia Tech, 1968 Liberty)
MOST PASSES INTERCEPTED: 5 (by Texas, 1962 Cotton)
MOST PENALTIES — YARDS: 12 — 120 (Virginia Tech, 1968 Liberty)
FEWEST PENALTIES: 1 (Navy, 1955 Sugar)
FEWEST YARDS PENALIZED: 2-12 (Air Force, 1989 Liberty)
MOST FUMBLES — LOST: 7-4 (by Texas, 1958 Sugar)
FEWEST FUMBLES — LOST: 0-0 (by Navy, 1955 Sugar; by Arkansas, 1963 Sugar; by Tulsa, 1964 Bluebonnet; by Auburn, 1965 Liberty; by Texas-El Paso, 1967 Sun; by West Virginia, 2000 Music City; by Oklahoma State, 2004 Cotton; by Oklahoma State, 2016 Sugar)

INDIVIDUAL OFFENSE RECORDS

Most Plays — Total Offense
 62 Mark Young (12 running, 50 passing), vs. Texas Tech, 1986 Independence
 52 Jaxson Dart (11 running, 41 passing), vs. Texas Tech, 2022 Texas
 51 Matt Corral (7 running, 44 passing), vs. Indiana, 2021 Outback
 50 Eli Manning (6 running, 44 passing), vs. Nebraska, 2002 Independence
 50 Stewart Patridge (3 running, 47 passing), vs. Marshall, 1997 Motor City
 48 Archie Manning (13 running, 35 passing),

vs. Arkansas, 1970 Sugar
 45 Luke Altmeyer (17 rushing, 28 passing) vs. Baylor, 2022 Sugar
 45 Bo Wallace (13 running, 32 passing), vs. Georgia Tech, 2013 Music City
 43 Chad Kelly (10 running, 33 passing), vs. Oklahoma State, 2016 Sugar
 42 John Darnell (9 running, 33 passing), vs. Air Force, 1989 Liberty

Most Yards — Total Offense

427 Jaxson Dart (66 rushing, 361 passing), vs. Texas Tech, 2022 Texas
 379 Matt Corral (37 running, 342 passing), vs. Indiana, 2021 Outback
 375 Chad Kelly (73 running, 302 passing), vs. Oklahoma State, 2016 Sugar
 342 Bo Wallace (86 running, 356 passing), vs. Georgia Tech, 2013 Music City
 335 Stewart Patridge (3 running, 332 passing), vs. Marshall, 1997 Motor City
 314 Mark Young (-29 running, 343 passing), vs. Texas Tech, 1986 Independence
 312 Archie Manning (39 running, 273 passing), vs. Arkansas, 1970 Sugar
 290 Jevan Snead (-2 running, 292 passing), vs. Texas Tech, 2009 Cotton
 289 Eli Manning (-24 running, 313 passing) vs. Nebraska, 2002 Independence
 275 Archie Manning (95 running, 180 passing), vs. Auburn, 1971 Gator

Most Yards — Rushing

184 Dexter McCluster (34 plays), vs. Oklahoma State, 2010 Cotton
 177 Randy Baldwin (14 plays), vs. Air Force, 1989 Liberty
 157 Ray Brown (15 plays), vs. Texas, 1958 Sugar
 133 Tremaine Turner (20 plays) vs. Oklahoma State, 2004 Cotton
 121 Duce McAllister (17 plays) vs. Oklahoma, 1999 Independence
 121 Steve Hindman (15 plays), vs. Virginia Tech, 1968 Liberty
 119 Greg Ainsworth (28 plays), vs. Georgia Tech, 1971 Peach
 111 Buford McGee (22 plays), vs. Air Force, 1983 Independence
 110 John Avery (27 plays), vs. Marshall, 1997 Motor City
 101 Brandon Bolden (11 plays), vs. Texas Tech, 2009 Cotton vs. TCU, 1956 Cotton

Most Yards — Passing

361 Jaxson Dart vs. Texas Tech, 2022 Texas
 343 Mark Young vs. Texas Tech, 1986 Independence
 342 Matt Corral vs. Indiana, 2021 Outback
 332 Stewart Patridge vs. Marshall, 1997 Motor City
 313 Eli Manning vs. Nebraska, 2002 Independence
 302 Chad Kelly vs. Oklahoma State, 2016 Sugar
 292 Jevan Snead vs. Texas Tech, 2009 Cotton
 273 Archie Manning vs. Arkansas, 1970 Sugar
 259 Eli Manning vs. Oklahoma State, 2004 Cotton
 256 Bo Wallace vs. Georgia Tech, 2013 Music City

Most Passes Attempted

50 Mark Young vs. Texas Tech, 1986 Independence
 47 Stewart Patridge vs. Marshall, 1997 Motor City
 44 Matt Corral vs. Indiana, 2021 Outback
 44 Eli Manning vs. Nebraska, 2002 Independence
 41 Jaxson Dart vs. Texas Tech, 2022 Texas
 35 Archie Manning vs. Arkansas, 1970 Sugar

- 33 Chad Kelly vs. Oklahoma State, 2016 Sugar
- 33 John Darnell vs. Air Force, 1989 Liberty
- 32 Bo Wallace vs. Pittsburgh, 2013 BBVA Compass
- 32 Bo Wallace vs. Georgia Tech, 2013 Music City

Most Passes Completed

- 31 Mark Young (31x50), vs. Texas Tech, 1986 Independence
- 30 Matt Corral (30x44), vs. Indiana, 2021 Outback
- 29 Stewart Patridge (29x47), vs. Marshall, 1997 Motor City
- 25 Jaxson Dart (25x41), vs. Texas Tech, 2022 Texas
- 25 Eli Manning (25x44), vs. Nebraska, 2002 Independence
- 22 Bo Wallace (22x32), vs. Georgia Tech, 2013 Music City
- 22 Bo Wallace (22x32), vs. Pittsburgh, 2013 BBVA Compass
- 22 Eli Manning (22x31), vs. Oklahoma State, 2004 Cotton
- 21 Chad Kelly (21x33), vs. Oklahoma State, 2016 Sugar
- 21 Archie Manning (21x35), vs. Arkansas, 1970 Sugar

Most Passes Caught

- 9 Dontario Drummond (104 yds) vs. Baylor, 2022 Sugar
- 9 Jim Poole (111 yards), vs. Auburn, 1971 Gator
- 9 Mike Dennis (114 yards), vs. Tulsa, 1964 Bluebonnet
- 8 Malik Heath (137 yards), vs. Texas Tech, 2022 Texas
- 8 Chris Collins (75 yards), vs. Oklahoma State, 2004 Cotton
- 8 J. R. Ambrose (102 yards), vs. Texas Tech, 1986 Independence
- 7 Shay Hodge (112 yards) vs. Oklahoma State, 2010 Cotton

- 7 Cory Peterson (66 yards), vs. Marshall, 1997 Motor City
- 7 Floyd Franks (78 yards), vs. Auburn, 1971 Gator
- 7 Jim Poole (72 yards), vs. Arkansas, 1970 Sugar

Scoring Leaders

- 18 Laquon Treadwell, vs. Oklahoma State 2016 Sugar (3 TD)
- 18 Deuce McAllister, vs. Texas Tech, 1998 Independence (3 TD)
- 12 Gary Wunderlich, vs. Oklahoma State, 2016 Sugar (2 FG, 6x6 EP)
- 12 Bo Wallace, vs. Georgia Tech 2013 Music City (2 TD)
- 12 Dexter McCluster vs. Oklahoma State, 2010 Cotton (2 TD)
- 12 Gerald Harris, vs. Texas Tech, 2009 Cotton (2 TD)
- 12 Toward Sanford, vs. Nebraska, 2002 Independence (2 TD)
- 12 Deuce McAllister, vs. Oklahoma, 1999 Independence (2 TD)
- 12 Randy Baldwin, vs. Air Force, 1989 Liberty (2 TD)
- 12 Jim Porter, vs. Georgia Tech, 1971 Peach (2 TD)
- 12 Jake Gibbs, vs. Rice, 1961 Sugar (2 TD)
- 12 Ray Brown, vs. Texas, 1958 Sugar (2 TD)
- 12 Les Binkley, vs. W. Virginia, 2000 Music City (3 FG, 3x3 EP)

Most Scoring Passes

- 4 +Chad Kelly vs. Oklahoma State, 2016 Sugar
- 3 Bo Wallace vs. Pittsburgh, 2013 BBVA Compass
- 3 Jevan Snead, vs. Texas Tech, 2009 Cotton
- 3 Eli Manning, vs. Oklahoma State, 2004 Cotton

- 3 Eli Manning, vs. W. Virginia, 2000 Music City
- 3 Romaro Miller, vs. Texas Tech, 1998 Independence
- 3 Stewart Patridge, vs. Marshall, 1997 Motor City
- 2 Jaxson Dart, vs. Texas Tech, 2022 Texas
- 2 Romaro Miller, vs. Oklahoma, 1999 Independence
- 2 Archie Manning, vs. Virginia Tech, 1968 Liberty
- 2 Bobby Franklin, vs. LSU, 1960 Sugar
- 2 Charlie Conerly, vs. TCU, 1948 Delta

Most Passes Intercepted By

- 3 Jaxson Dart, vs. Texas Tech, 2022 Texas
- 3 Bo Wallace vs. TCU, 2014 Peach
- 3 Jevan Snead vs. Oklahoma State, 2010 Cotton
- 3 Tommy Luke, vs. Texas, 1966 Bluebonnet
- 3 Ray Brown, vs. Texas, 1958 Sugar

Punting Leaders

- 48.3 Mac Brown (3 punts), vs. Indiana, 2021 Outback
- 48.2 Tyler Campbell (4 punts), vs. Oklahoma State, 2010 Cotton
- 47.6 Mac Brown (5 punts) vs. Baylor, 2022 Sugar
- 47.5 Gary Wunderlich (2 punts), vs. Oklahoma State, 2016 Sugar
- 47.3 Larry Northam (6 punts), vs. Auburn, 1971 Gator
- 45.5 Bill Smith (6 punts), vs. Texas Tech, 1986 Independence
- 44.0 Will Gleeson (2 punts), vs. Oklahoma State 2016 Sugar
- 44.0 Frank Lambert (4 punts), vs. Alabama, 1964 Sugar

+ Sugar Bowl Record



Dontario Drummond tied an Ole Miss bowl record with nine pass catches in the 2022 Sugar Bowl against Baylor. He's one of three Rebels with nine receptions in a bowl game and the first since Jim Poole in the 1971 Gator Bowl against Auburn.

BOWL RECORDS HELD BY OLE MISS

BIRMINGHAM BOWL

Longest run from scrimmage: 62, I'Tavius Mathers (Ole Miss vs. Pittsburgh, 2013)
Longest TD run from scrimmage: 62, I'Tavius Mathers (Ole Miss vs. Pittsburgh, 2013)

BLUEBONNET BOWL

Most passes had intercepted, one team: 4 (Ole Miss vs. Texas, 1966)
Most interception return yards, two teams: 94 (Texas-54, Ole Miss-40, 1966)
Most passes intercepted, two teams: 8 (Texas-4, Ole Miss-4, 1966)
Fewest punt return yards, two teams: 0 (Texas vs. Ole Miss, 1966)
Fewest punt returns, two teams: 0 (Texas vs. Ole Miss, 1966)
Fewest fumbles, one team: 0 (Texas vs. Ole Miss, 1966)
Fewest fumbles lost, two teams: 0 (Tulsa vs. Ole Miss, 1964)
Fewest points, one team: 0 (Texas vs. Ole Miss, 1966)
Fewest TD one team: 0 (Texas vs. Ole Miss, 1966)
Fewest conversions, one team: 0 (Texas vs. Ole Miss, 1966)
Most pass interceptions: 3, Tommy Luke (Texas vs. Ole Miss, 1966)

COTTON BOWL

Best interception percentage: 40%, picked off 2-of-5 passes (TCU vs. Ole Miss, 1956)
Most touchdowns passing in first half: 3, Jevan Snead (Ole Miss vs. Texas Tech, 2009)*
Most rushing attempts: 34, Dexter McCluster (Ole Miss vs. Oklahoma State, 2010)
Most offensive plays: 39, Dexter McCluster (Ole Miss vs. Oklahoma State, 2010)
Most punt return yards: 106, Marshay Green (Ole Miss vs. Oklahoma State, 2010)
Highest punt return average: 28.5, Marshay Green (Ole Miss vs. Oklahoma State, 2010)
Most passing yards, career: 460, Jevan Snead (Ole Miss vs. Texas Tech, 2009; Oklahoma State, 2010)
Most PATs, career: 9, Joshua Shene (Ole Miss vs. Texas Tech, 2009; Oklahoma State, 2010)
Most offensive plays, career: 59, Dexter McCluster (Ole Miss vs. Texas Tech, 2009; Oklahoma State, 2010)

INDEPENDENCE BOWL

Most yards passing, two teams: 592 (Ole Miss vs. Oklahoma, 1999)
Most passes attempted, two teams: 90 (Ole Miss vs. Texas Tech, 1986)
Most passes completed, two teams: 57 (Ole Miss vs. Oklahoma, 1999)
Most touchdown passes, team: 3 (Ole Miss vs. Texas Tech, 1998)*
Most touchdown passes, individual: 3, Romaro Miller (Ole Miss vs. Texas Tech, 1998)*
Most first downs passing: 20 (Ole Miss vs. Texas Tech, 1986)
Most passes intercepted, individual: 2, Anthony Magee (Ole Miss vs. Texas Tech, 1998)*
Longest run from scrimmage: 80, Deuce McAllister (Ole Miss vs. Oklahoma, 1999)
Longest TD run from scrimmage: 80, Deuce McAllister (Ole Miss vs. Oklahoma, 1999)

LIBERTY BOWL

Most first downs: 30 [13 rushing, 17 passing] (Ole Miss vs. Air Force, 1989)
Most touchdowns, game: 6, (Ole Miss vs. Air Force, 1989)
Least first downs passing: 0 (Auburn vs. Ole Miss, 1965; Virginia Tech vs. Ole Miss, 1968)
Least times fumbled: 0 (Auburn vs. Ole Miss, 1965)*
Fumbles lost: 0 (Auburn vs. Ole Miss, 1965)*

MOTOR CITY BOWL

Fewest passes intercepted: 0 (Ole Miss vs. Marshall, 1997)*
Fewest fumbles: 0 (Ole Miss vs. Marshall, 1997)*
Fewest fumbles lost: 0 (Ole Miss vs. Marshall, 1997)*
Most punts returned, team: 5 (Ole Miss vs. Marshall, 1997)*

MUSIC CITY BOWL

Most points allowed: 49 (Ole Miss vs. West Virginia, 2000)

ORANGE BOWL

Fewest passing attempts: 3 (Catholic vs. Ole Miss, 1936)*

SUGAR BOWL

Most points in first half: 34 (Ole Miss vs. Oklahoma State, 2016)*
Most TD passes: 4, Chad Kelly (Ole Miss vs. Oklahoma State, 2016)*
Most TD receptions: 3, Laquon Treadwell (Ole Miss vs. Oklahoma State, 2016)*
Most fumbles, two teams: 17 (Alabama-6, Ole Miss-11, 1964)
Most fumbles, team: 11 (Ole Miss vs. Alabama, 1964)
Most fumbles lost: 6 (Alabama vs. Ole Miss, 1964)
Longest run from scrimmage: 92, Raymond Brown (Ole Miss vs. Texas, 1958)
Longest TD run from scrimmage: 92, Raymond Brown (Ole Miss vs. Texas, 1958)


PEACH BOWL

Most points scored in one quarter: 28, second quarter (Georgia Tech vs. Ole Miss, 1971)*

*— *Ties record*



Jake Gibbs ran for two TDs in the Rebels' 14-6 Sugar Bowl win over Rice in 1961 to claim Ole Miss' second straight national championship.



**1936
ORANGE
BOWL**

Catholic University 20
Ole Miss 19



Ray Hapes

In its inaugural bowl game, Ole Miss fell 20-19 to an opportunistic Catholic University squad from Washington, D.C., which at the time ranked as an Eastern power.

The Rebels held a 15-7 advantage in first downs and out-gained the Cardinal 265-172. However, Ole Miss was unable to overcome deficits of 13-0 and 19-7.

Catholic took a 7-0 lead after converting one of four Ole Miss

picks on the day into a 51-yard scoring drive, capped by Bill Adamaitis' two-yard touchdown run.

The Cardinal increased its lead to 13-0 in the second quarter when Adamaitis connected with Speck Foley on a 48-yard touchdown pass.

Ole Miss would pull to within seven at 13-6 before halftime when Ned Peters ran 67 yards for a score.

The Rebels would hold Catholic without a first down in the second half; however, the Cardinal went up 20-7 by scoring a touchdown off a blocked punt.

Ole Miss would get two fourth-quarter scores for the 20-19 final. Dave Bernard scored on a one-yard run to make it 20-12 after the PAT attempt failed, and Herb Baumstein found Buster Poole for a 24-yard touchdown pass.

OLE MISS	0	6	0	13	—	19
CATHOLIC	7	6	7	0	—	20

SCORING

- CU — Adamaitis 2 run (Mulligan PAT)
- CU — Foley 48 pass from Adamaitis (PAT missed)
- OM — Peters 67 run (PAT missed)
- CU — Rydzewski blocked punt (Makofskie PAT)
- OM — Bernard 1 run (PAT missed)
- OM — Poole 24 pass from Baumsten (Richardson PAT)

ATTENDANCE — 6,568

TEAM STATISTICS

	OM	CU
First Downs	15	7
Rushing (Net)	212	124
Passing (Net)	53	48
Total Offense	265	172
Passing C-A-I	3-12-4	1-3-2
Punts-Avg.	11-38	13-41
Fumbles-Lost	3-2	1-1
Penalties-Yards	10	30


INDIVIDUAL LEADERS

- Rushing**
- OM — Peters 11-89; Rogers 16-50; Hapes 9-46
- CU — Makofeke 12-46; Carroll 12-45
- Passing**
- OM — Baumsten 3-12-4 53 (TD)
- CU — Adamaitis 1-3-2 48 (TD)
- Receiving**
- OM — Poole 1-24 (TD)
- CU — Foley 1-48 (TD)



1948 DELTA BOWL

Ole Miss 13
TCU 9



Dixie Howell

Ole Miss recorded its first bowl victory with a 13-9 win over TCU in front of 28,120 at Memphis' Crump Stadium in the 1948 Delta Bowl.

Charlie Conerly passed for two fourth-quarter scores to rally the Rebels from a 9-0 deficit in his final game in an Ole Miss uniform.

Conerly's first touchdown pass was a 26-yarder to Joe Johnson to cut the Horned Frog's lead to 9-6.

After a Bobby Wilson interception, Conerly hit Johnson for 52 yards to the TCU 13. Conerly then found Dixie Howell from 13 yards for a touchdown. Bobby Oswalt, who missed on his earlier PAT attempt, was accurate his second time around to make it 13-9.

Red Buchanan then sealed the win with an interception at midfield to snuff out any TCU comeback attempt.

OLE MISS	0	0	0	13	—	13
TCU	0	9	0	0	—	9

SCORING

- TCU — Berry 28 interception return (Pitcock PAT)
- TCU — Blocked punt out of end zone
- OM — Johnson 26 pass from Conerly (PAT missed)
- OM — Howell 13 pass from Conerly (Oswalt PAT)

ATTENDANCE — 28,120

TEAM STATISTICS

	OM	TCU
First Downs	16	16
Rushing (Net)	111	135
Passing (Net)	187	54
Total offense	298	189
Passing C-A-I	12-30-2	6-11-2
Punts-Avg.	4-32.8	5-42.6
Fumbles-Lost	1-1	4-2
Penalties-Yards	8-40	4-40

INDIVIDUAL LEADERS

- Rushing
 - OM — Salmon 5-42; Jenkins 6-25
 - TCU — Stout 14-69
- Passing
 - OM — Conerly 12-28-1 (2 TD); Wilson 0-2-1
 - TCU — Berry 3-5-1 32; Stout 2-4-0 16
- Receiving
 - OM — Johnson 3-79 (TD)
 - TCU — Bailey 3-22



1953 SUGAR BOWL

Georgia Tech 24
Ole Miss 7



Jimmy Lear

In its first of eight Sugar Bowl appearances, seventh-ranked Ole Miss dropped a 24-7 decision to No. 2 Georgia Tech.

The Rebels, who brought an 8-0-2 mark into the contest, struck early. Wissy Dillard's four-yard touchdown run and Jimmy Lear's PAT gave Ole Miss a 7-0 lead 3:45 into the game.

The Engineers would provide all the scoring the rest of the day.

Georgia Tech got a touchdown and a field goal to take a 10-7 lead into intermission and then added a pair of touchdowns in the second half.

Georgia Tech would finish the year 12-0, and through the Sugar Bowl, had not been beaten in 25 starts.

Statistically, the game was even. Georgia Tech held a slight 16-15 advantage in first downs and a 295-287 edge in total offense. However, the Rebels were plagued by six turnovers.

OLE MISS	7	0	0	0	—	7
GEORGIA TECH	0	10	7	7	—	24

SCORING

- OM — Dillard 4 run (Lear PAT)
- GT — Brigman 1 run (Rodgers PAT)
- GT — Rodgers 25 FG
- GT — Hardeman 6 run (Rodgers PAT)
- GT — Knox 26 pass from Rodgers (Rodgers PAT)

ATTENDANCE — 80,205

TEAM STATISTICS

	OM	GT
First Downs	15	16
Rushing (Net)	137	194
Passing (Net)	150	101
Total offense	287	295
Passing C-A-I	11-23-3	10-18-1
Punts-Avg.	7-35.4	6-41.8
Fumbles-Lost	5-3	5-2
Penalties	6-60	5-42


INDIVIDUAL LEADERS

- Rushing
 - OM — Dillard 17-39 (TD); Westerman 7-36; Lofton 11-24
 - GT — Hardeman 14-76 (TD); Turner 20-56; Teas 11-47
- Passing
 - OM — Lear 8-19-3 122
 - GT — Brigman 5-7-1 39; Rodgers 4-9-0 55 (TD)
- Receiving
 - OM — Dillard 2-16; Westerman 2-23; Bridges 2-25; Slay 1-45
 - GT — Hardeman 2-24; Marks 2-14; Teas 2-12



1955 SUGAR BOWL

Navy 21
Ole Miss 0



George Harris

Navy shutdown an explosive Ole Miss offense en route to posting a 21-0 victory over the SEC Champion Rebels in front of 83,000 at the 1955 Sugar Bowl.

Ole Miss entered the game having outscored its opponents 283-47. However, the Midshipmen would outgain the Rebels 442-121, including holding a 295-78 advantage on the ground.

Navy took the opening kickoff and marched 70 yards for a three-yard touchdown run by Joe Gattuso to take a 7-0 lead. The Midshipmen would carry the seven-point lead into halftime.

Navy would also score on its first possession of the second half, taking the kickoff and marching 86 yards. John Weaver's 16-yard touchdown pass from George Welsh capped the 11-play drive and extended the lead to 14-0.

Gattuso would complete the scoring with his second touchdown, a one-yard run in the third quarter.

OLE MISS	0	0	0	0	—	0
NAVY	7	0	14	0	—	21

SCORING

- N — Gattuso 3 run (Weaver PAT)
- N — Weaver 16 pass from Welsh (Weaver PAT)
- N — Gattuso 1 run (Weaver PAT)

ATTENDANCE — 83,000

TEAM STATISTICS

	OM	N
First Downs	5	20
Rushing (Net)	78	295
Passing (Net)	43	147
Total Offense	121	442
Passing C-A-I	5-18-0	12-28-4
Punts-Avg.	9-36.1	4-33.8
Fumbles-Lost	2-1	1-0
Penalties-Yards	6-50	1-15

INDIVIDUAL LEADERS

- Rushing
 - OM — Cothren 7-24
 - N — Gattuso 16-111 (2 TD); Weaver 16-106.
- Passing
 - OM — Day 2-9-0 16; Patton 3-6-0 27
 - N — Welsh 8-14 76 (TD); Echarh 3-10-2 40
- Receiving
 - OM — Muirhead 2-16
 - N — Weaver 3-39 (TD); Beagle 3-19



1956 COTTON BOWL

Ole Miss 14
TCU 13



Eagle Day

Quarterback Eagle Day led Ole Miss to its first major bowl win with a 14-13 victory over TCU in the 1956 Cotton Bowl.

Jim Swink staked the Horned Frogs to a 13-0 lead with touch-down runs of one and 39 yards.

Day got the Rebels going with a four-play, 66-yard scoring drive that resulted in Paige Cothren's three-yard TD run to make it 13-7 at halftime.

After a scoreless third quarter, Day would engineer another 66-yard scoring match. A 13-yard pass from Day to Cothren on fourth down moved the ball to the Horned Frog 32. Two plays later, Day sprinted 25 yards to the five. Billy Lott then broke around right end for a five-yard touchdown and Cothren's PAT gave the Rebels a 14-13 lead with 4:22 remaining.

Eddie Crawford thwarted any comeback attempt by TCU with an interception. Day would then manage to run out the clock to secure the victory for Ole Miss.

OLE MISS	0	7	0	7	—	14
TCU	7	6	0	0	—	13

SCORING

- TCU — Swink 1 run (Pollard PAT)
- TCU — Swink 39 run (PAT missed)
- OM — Cothren 3 run (Cothren PAT)
- OM — Lott 5 run (Cothren PAT)

ATTENDANCE — 75,504

TEAM STATISTICS

	OM	TCU
First Downs	12	11
Rushing (Net)	92	233
Passing (Net)	137	20
Total Offense	229	253
Passing C-A-I	10-21-0	2-5-2
Punts-Avg.	6-42.7	5-28.8
Fumbles-Lost	1-1	2-1
Penalties-Yards	6-80	8-80


INDIVIDUAL LEADERS

- Rushing
 - OM — Cothren 12-79 (TD)
 - TCU — Swink 19-107 (2 TD); Taylor 10-76
- Passing
 - OM — Day 10-21-0 137
 - TCU — Finney 1-3-2 7; Wineburg 1-1-0 7
- Receiving
 - OM — Kinard 6-83; Blair 7-28; Cothren 2-19; Bekes 1-7
 - TCU — Williams 1-13; Nickel 1-7



1958 SUGAR BOWL

Ole Miss 39
Texas 7



Ray Brown

John Vaught's Ole Miss squad captured its first Sugar Bowl Championship in three attempts by trouncing the Texas Longhorns of the Southwest Conference, 39-7 in front of 77,484 on New Year's Day in New Orleans.

All-SEC quarterback Ray Brown rushed for 157 yards and two scores, including a 92-yarder in the fourth quarter, to earn the game's Outstanding Player Award.

Sophomore quarterback Bobby Ray Franklin added 64 yards rushing in nine carries and a touchdown, as the Rebels rushed for a total of 304 yards.

Ole Miss limited Texas to 206 yards of total offense and forced eight turnovers in the win.

OLE MISS	6	13	7	13	—	39
TEXAS	0	0	0	7	—	7

SCORING

- OM — Brown 1 run (PAT missed)
- OM — Williams 3 pass from Brown (Khayat PAT)
- OM — Lovelace 9 run (Khayat PAT)
- OM — Franklin 3 run (Khayat PAT)
- UT — Blanch 1 run (Lackey PAT)
- OM — Brown 92 run (Khayat PAT)
- OM — Taylor 12 pass from Brewer (PAT missed)

ATTENDANCE — 77,484

TEAM STATISTICS

	OM	UT
First Downs	18	13
Rushing (Net)	304	192
Passing (Net)	71	14
Total Offense	375	206
Passing C-A-I	7-16-0	2-11-4
Punts-Avg.	7-34.7	5-38.2
Fumbles-Lost	5-2	7-4
Penalties-Yards	9-95	6-30

INDIVIDUAL LEADERS

- Rushing
 - OM — Brown 15-157 (2 TD); Franklin 9-64 (TD)
 - UT — Blanch 11-58 (TD); Allen 8-43; Fondren 8-39; Welch 4-36
- Passing
 - OM — Brown 3-8-0 24 (TD); Franklin 2-6-0 22; Brewer 2-2-0 25 (TD)
 - UT — Lackey 2-5-2 14
- Receiving
 - OM — Williams 2-15 (1 TD); Taylor 2-20 (TD)
 - UT — Ramirez 1-3; Smith 1-11



1958 GATOR BOWL

Ole Miss 7
Florida 3



Richard Price

Jim Anderson's one-yard touch-down run in the first quarter proved to be enough as Ole Miss knocked off Florida 7-3 on an overcast day in the 1958 Gator Bowl.

The Rebels took the game's opening kickoff and marched 70 yards for the game's only touch-down.

Florida would take the ensuing kickoff and score on Billy Booker's 27-yard field goal to make it 7-3

with 7:44 left in the first quarter. Neither team would score the rest of the game.

The Gators had two opportunities to take the lead in the fourth quarter.

A surprise quick kick by Florida's Bobby Joe Green traveled 76 yards to just outside the Rebel 10 to start the final period. Milton Crain, looking for someone to block, stumbled over the ball, and Dave Hudson covered for the Gators. Florida would move to the two, but Richard Price stuffed a fourth-and-goal attempt for the Gators.

After a short punt, the Gators took over at the Rebel 26 and advanced to the 15 before Bill Churchwell forced and recovered a fumble.

The two teams would then exchange punts, however, Jimmy Dunn bobbed a Rebel punt at the Florida 48 and Ole Miss recovered. The Rebels then ran out the final 3:10 of the game.

OLE MISS	7	0	0	0	—	7
FLORIDA	3	0	0	0	—	3

SCORING

- OM — Anderson 1 run (Khayat PAT)
- UF — Booker 27 FG

ATTENDANCE — 41,312

TEAM STATISTICS

	OM	UF
First Downs	9	12
Rushing (Net)	155	157
Passing (Net)	27	58
Total Offense	182	215
Passing C-A-I	2-7-0	5-11-1
Punts-Avg.	10-34.4	7-44.1
Fumbles-Lost	5-2	5-3
Penalties-Yards	2-10	3-25

INDIVIDUAL LEADERS

- Rushing
 - OM — Anderson 9-62 (TD); Lovelace 7-28
 - UF — Newbern 5-59; Milby 10-35
- Passing
 - OM — Franklin 2-7-0 27
 - UF — Dunn 5-11-1 58
- Receiving
 - OM — Grantham 1-15; Daniels 1-12
 - UF — Hudson 3-32



1960 SUGAR BOWL

Ole Miss 21
LSU 0



Bobby Franklin

A little over two months after Billy Cannon's famous 89-yard punt return on Halloween night lifted LSU to a 7-3 win over Ole Miss in Baton Rouge, the second-ranked Rebels and third-ranked Tigers were rematched in the 1960 Sugar Bowl.

This time, Ole Miss made sure there would be no heroics from Cannon. The Rebel defense limited the 1959 Heisman Trophy winner to

eight yards on six carries. The Tigers managed just 74 yards total on the night and were a -15 in the rushing department.

Ole Miss, led by Bobby Franklin's two touchdown passes, totaled 363 yards of offense and rolled to a 21-0 victory.

Franklin finished 10-of-15 passing for 148 yards and had touchdown passes of 18 yards to Larry Grantham and nine yards to George Blair in the second half. He would garner the game's Outstanding Player honor.

Ole Miss would finish the year 10-1 and was recognized as national champions by the Berryman, Billingsley, Dunkel and Sagarin ratings.

The 1959 squad would also go on to earn "Team of the Decade" honors within the SEC by the Associated Press.

OLE MISS	0	7	7	7	—	21
LSU	0	0	0	0	—	0

SCORING

- OM — Woodruff 43 pass from Gibbs (Franklin PAT)
- OM — Grantham 18 pass from Franklin (Khayat PAT)
- OM — Blair 9 pass from Franklin (Khayat PAT)

ATTENDANCE — 81,500

TEAM STATISTICS

	OM	LSU
First Downs	19	6
Rushing (Net)	140	-15
Passing (Net)	223	89
Total Offense	363	74
Passing C-A-I	15-27-2	9-25-2
Punts-Avg.	6-37.5	12-34.3
Fumbles-Lost	4-2	2-0
Penalties-Yards	7-65	4-30

INDIVIDUAL LEADERS

- Rushing
 - OM — Flowers 19-60; Blair 8-26
 - LSU — Cannon 6-8
- Passing
 - OM — Franklin 10-15-1 148 (2 TD); Gibbs 4-10-1 65 (TD)
 - LSU — Rabb 4-15-0 36
- Receiving
 - OM — Flowers 4-64
 - LSU — Cannon 3-39; McClain 3-31



1961 SUGAR BOWL

Ole Miss 14
Rice 6



Jim Anderson

Ole Miss completed its 1960 National Championship season with a 14-6 win over Rice in the 1961 Sugar Bowl. With the win, the Rebels finished the year 10-0-1, with the only blemish coming in the fashion of a 6-6 tie with LSU in October.

Jake Gibbs scored both of Ole Miss' touchdowns with runs of eight and three yards. Gibbs' eight-yard scamper gave the Rebels a 7-0 lead

in the first quarter.

The Owls used an 18-play, 77-yard scoring drive to make it 7-6 in the third. Butch Blaine completed the march with a two-yard run around the right end on fourth down. However, the PAT attempt failed, leaving the Rebels clinging to a one-point lead.

Ole Miss iced the game in the fourth quarter behind the running of Jim Anderson. Anderson's running helped set up Gibbs' three-yard score with 5:16 left.

Anderson finished the game with 59 yards rushing on 15 carries.

Following the game, Ole Miss was awarded the national title by the Football Writer's Association, and became the first SEC team to win the Grantland Rice Award.

OLE MISS	7	0	0	7	—	14
RICE	0	0	6	0	—	6

SCORING

- OM — Gibbs 8 run (Green PAT)
- RU — Blume 2 run (PAT missed)
- OM — Gibbs 3 run (Green PAT)

ATTENDANCE — 82,851

TEAM STATISTICS

	OM	RU
First Downs	13	19
Rushing (Net)	143	103
Passing (Net)	43	178
Total Offense	186	281
Passing C-A-I	5-15-0	14-28-4
Punts-Avg.	5-41.6	3-34.0
Fumbles-lost	1-1	2-0
Penalties-Yards	2-10	6-30

INDIVIDUAL LEADERS

- Rushing
 - OM — Anderson 15-59; Doty 4-25; Crespino 2-25
 - RU — Blume 7-54 (TD)
- Passing
 - OM — Gibbs 5-15-0 43
 - RU — Cox 11-20-1 143; Kerbow 3-7-2 35
- Receiving
 - OM — Blair 2-18; Crespino 2-21
 - RU — Webb 3-31



1962 COTTON BOWL

Texas 12
Ole Miss 7



Reed Davis

Playing without All-America full-back Billy Ray Adams, Ole Miss became a 12-7 upset victim to Texas in the 1962 Cotton Bowl.

Adams was injured in a car accident two days after the Rebels' 37-7 win over Mississippi State in November, after returning from Jackson to attend a touchdown club meeting.

Ole Miss came into the contest sporting a 9-1 record and having

outscored its opponents 326-40. However, without Adams, the Longhorns made sure the Rebels didn't do damage through the air with All-America quarterback Glynn Griffing.

The Rebels held a 319-183 advantage in total offense, but couldn't overcome six turnovers, including five interceptions.

Griffing was 12-of-29 for 163 yards with three interceptions and a touchdown. Doug Elmore was intercepted twice in eight pass attempts.

Ole Miss' only points of the day came in the third quarter when Reed Davis scored on a 20-yard touchdown pass from Griffing to make it 12-7.

OLE MISS	0	0	7	0	—	7
TEXAS	6	6	0	0	—	12

SCORING

- UT — Saxton 1 run (PAT missed)
- UT — Collins 16 pass from Cotton (PAT missed)
- OM — Davis 20 pass from Griffing (Sullivan PAT)

ATTENDANCE — 75,000

TEAM STATISTICS

	OM	UT
First Downs	17	12
Rushing (Net)	127	123
Passing (Net)	192	60
Total Offense	319	183
Passing C-A-I	15-37-5	6-13-3
Punts-Avg.	4-32.5	5-40.2
Fumbles-Lost	1-1	2-1
Penalties-Yards	4-30	3-35


INDIVIDUAL LEADERS

- Rushing
 - OM — Griffing 10-45; Doty 5-29
 - UT — Poag 11-54; Cotton 11-25
- Passing
 - OM — Griffing 12-29-3 163 (TD); Elmore 3-8-2 29
 - UT — Cotton 6-13-3 60 (TD)
- Receiving
 - OM — Guy 4-43; Doty 4-41; Holloway 3-30
 - UT — Saxton 3-18; Collins 2-30 (TD)



1963 SUGAR BOWL

Ole Miss 17
Arkansas 13



Louis Guy

Ole Miss completed a perfect 10-0 season with a 17-13 victory over Arkansas in the 1963 Sugar Bowl.

Quarterback Glynn Griffing was a near unanimous selection for the game's Most Valuable Player Award. He connected on 14-of-23 passes for 242 yards with one touchdown and one interception to break Davey O'Brien's 24-year-old Sugar Bowl passing yards record.

As effective as Griffing was through the air, it was his one-yard touchdown run in the third quarter that broke a 10-10 tie and put the Rebels up for good.

The Razorbacks could only answer with a 22-yard field goal from Tom McKnelly with 1:33 left in the third quarter.

Griffing's 33-yard touchdown pass to Louis Guy gave Ole Miss a 10-3 lead heading into the intermission.

OLE MISS	0	10	7	0	—	17
ARKANSAS	0	3	10	0	—	13

SCORING

- OM — Irwin 30 FG
- UA — McKnelly 30 FG
- OM — Guy 33 pass from Griffing (Irwin PAT)
- UA — Branch 5 pass from Moore (McKnelly PAT)
- OM — Griffing 1 run (Irwin PAT)
- UA — McKnelly 22 FG

ATTENDANCE — 82,900

TEAM STATISTICS

	OM	UA
First Downs	22	7
Rushing (Net)	160	47
Passing (Net)	269	123
Total Offense	429	170
Passing C-A-I	18-28-1	6-18-2
Punts-Avg.	2-36.0	4-38.3
Fumbles-Lost	2-1	2-0
Penalties-Yards	4-40	2-13

INDIVIDUAL LEADERS

- Rushing
 - OM — Jennings 9-39; Weatherly 9-36
 - UA — Branch 7-21
- Passing
 - OM — Griffing 14-23-1 242 (TD); Weatherly 4-5-0 27
 - UA — Moore 5-10-0 55 (TD); Gray 1-8-2 68
- Receiving
 - OM — Morris 5-62; Guy 5-107 (TD); Randall 3-34
 - UA — Lamb 3-107; Branch 3-16 (TD)



1964 SUGAR BOWL

Alabama 12
Ole Miss 7



Perry Lee Dunn

Four plus inches of snow fell on New Orleans the day before Ole Miss took the field against Alabama in the 1964 Sugar Bowl.

Under the slippery conditions, the Rebels and Crimson Tide combined for 17 fumbles, including nine lost. Unfortunately for Ole Miss, the Rebels would fumble 11 times and lose six.

Alabama would also intercept three Ole Miss passes en route to receiving four Tim Davis field goals and post a 12-7 win.

Ole Miss' lone score would come in the fourth quarter on a five-yard pass from Perry Lee Dunn to Lee Smith to provide the 12-7 final.

The Rebels ended up with a 248-194 advantage in total offense, but most of the yards came too late. The Crimson Tide held a 112-34 edge in the first half to build a 9-0 halftime lead.

OLE MISS	0	0	0	7	—	7
ALABAMA	3	6	3	0	—	12

SCORING

- UA — Davis 46 FG
- UA — Davis 31 FG
- UA — Davis 34 FG
- UA — Davis 48 FG
- OM — Smith 5 pass from Dunn (Irwin PAT)

ATTENDANCE — 80,785

TEAM STATISTICS

	OM	UA
First Downs	9	14
Rushing (Net)	77	165
Passing (Net)	171	29
Total Offense	248	194
Passing C-A-I	11-21-31	3-11-1
Punts-Avg.	4-44.0	5-36.8
Fumbles-Lost	11-6	6-3
Penalties-Yards	5-45	3-15

INDIVIDUAL LEADERS

- Rushing
 - OM — Dennis 7-37; Dunn 6-24
 - UA — Sloan 16-51; Nelson 16-47
- Passing
 - OM — Dunn 8-10-0 125 (TD); Weatherly 3-11-3 46
 - UA — Sloan 3-10-1 29
- Receiving
 - OM — Wells 4-76
 - UA — Stephens 1-15; Dill 1-9; Nelson 1-5



1964 BLUEBONNET BOWL

Tulsa 14
Ole Miss 7



Jim Weatherly

Tulsa quarterback Jerry Rhome passed for 252 yards and a score, and scored on a one-yard touchdown run to lead the Golden Hurricane to a 14-7 win in the 1964 Bluebonnet Bowl.

Rebel quarterback Jim Weatherly spotted Ole Miss a 7-0 lead with a one-yard scoring run in the second quarter.

Rhyme's one-yard run tied the game at 7-7 heading into the half, and capped a 72-yard, eight play march by Tulsa.

Rhyme would strike again midway through the third quarter. His 35-yard touchdown pass to Eddie Fletcher put Tulsa up 14-7 and the Golden Hurricane defense would hold the rest of the way.

Tulsa limited Ole Miss to 217 yards of total offense, while the Golden Hurricane totaled 323.

Weatherly was 16-of-24 passing, but managed just 113 yards and was intercepted twice.

Mike Dennis rushed for a game-high 73 yards on 17 carries and also caught nine passes for 114 yards.

OLE MISS	0	7	0	0	—	7
TULSA	0	7	7	0	—	14

SCORING

- OM — Weatherly 1 run (Irwin PAT)
- TU — Rhome 1 run (Twilley PAT)
- TU — Fletcher 35 pass from Rhome (Twilley PAT)

ATTENDANCE — 50,000

TEAM STATISTICS

	OM	TU
First Downs	10	19
Rushing (Net)	104	71
Passing (Net)	113	252
Total Offense	217	323
Passing C-A-I	16-24-2	22-36-1
Punts-Avg.	8-31.1	7-31.6
Fumbles-Lost	2-0	1-0
Penalties-Yards	4-50	4-30

INDIVIDUAL LEADERS

- Rushing
 - OM — Dennis 17-73
 - TU — Daugherty 6-32; Rhome 22-29 (TD)
- Passing
 - OM — Weatherly 16-24-2 113
 - TU — Rhome 22-36-1 252 (TD)
- Receiving
 - OM — Dennis 9-114
 - TU — Daugherty 9-80; Roberts 8-108



1965 LIBERTY BOWL

Ole Miss 13
Auburn 7



Jimmy Keyes

Jimmy Keyes' two field goals helped propel Ole Miss to a 13-7 win over SEC-rival Auburn before 38,607 in the 1965 Liberty Bowl in Memphis.

Auburn drove to the Ole Miss nine with 33 seconds left in the game, but Tiger quarterback Alex Bowden was sacked on fourth down.

Keyes' first field goal, a 42-yarder in the second quarter,

gave Ole Miss a 3-0 lead. The Tigers would quickly answer with a 44-yard touchdown run by fullback Tom Bryan with 6:58 left in the first half.

Ole Miss would take the lead for good in the third quarter when Doug Cunningham caught a six-yard touchdown pass from Jody Graves.

Keyes would later add a 30-yard field goal in the fourth quarter to provide the 13-7 margin.

Tailback Mike Dennis rushed for 75 yards on 15 carries for Ole Miss, and quarterback Jimmy Heidel added 72 yards on 16 attempts.

OLE MISS	0	3	7	3	—	13
AUBURN	0	7	0	0	—	7

SCORING

- OM — Keyes 42 FG
- AU — Bryan 44 run (Lewis PAT)
- OM — Cunningham 6 pass from Graves (Keyes PAT)
- OM — Keyes 30 FG

ATTENDANCE — 38,607

TEAM STATISTICS

	OM	AU
First Downs	12	15
Rushing (Net)	189	156
Passing (Net)	24	112
Total Offense	213	268
Passing C-A-I	4-12-0	11-24-1
Punts-Avg.	9-34.8	8-39
Fumbles-Lost	0-0	0-0
Penalties-Yards	5-25	4-29

INDIVIDUAL LEADERS

- Rushing
 - OM — Dennis 15-75; Heidel 16-72; Wade 13-43
 - AU — Bryan 19-111 (TD)
- Passing
 - OM — Graves 2-10-0 15 (TD); Heidel 2-2-0 9
 - AU — Bowden 11-24-1 112
- Receiving
 - OM — Matthews 2-9
 - AU — Hardy 4-46; Bryant 3-23



1966 BLUEBONNET BOWL

Texas 19
Ole Miss 0



Bruce Newell

Ole Miss entered the 1966 Bluebonnet Bowl having recorded five shutouts and allowing only 46 points en route to an 8-2 regular season.

However, it was the defense of Texas that would shine in this match-up.

The Longhorns limited the Rebels to 208 yards of offense and posted a shutout in a 19-0 victory.

Texas had scoring drives of 89,

68 and 53 yards.

Ole Miss had only two scoring threats on the day. On the first, Jimmy Keyes' 43-yard field goal attempt was wide. Later in the third quarter, the Rebels were stopped on fourth down at the Texas eight.

Texas running back Chris Gilbert rushed for 156 yards on 26 carries, including a one-yard touchdown run to give the Longhorns a 12-0 lead in the third.

Doug Cunningham had 60 yards on 12 rushes for Ole Miss, and also caught three passes for 17 yards.

OLE MISS	0	0	0	0	—	0
TEXAS	6	0	6	7	—	19

SCORING

- UT — Bradley 25 run (PAT missed)
- UT — Gilbert 1 run (PAT missed)
- UT — Bradley 4 run (Conway PAT)

ATTENDANCE — 67,000

TEAM STATISTICS

	OM	UT
First Downs	7	19
Rushing (Net)	143	285
Passing (Net)	65	95
Total Offense	208	380
Passing C-A-I	10-26-4	5-17-4
Punts-Avg.	7-28.4	3-42.0
Fumbles-Lost	0-0	3-3
Penalties-Yards	8-84	4-34

INDIVIDUAL LEADERS

- Rushing
 - OM — Cunningham 12-60; Street 6-39; Newell 8-33
 - UT — Gilbert 26-156 (TD); Bradley 20-105 (2 TD)
- Passing
 - OM — Newell 9-20-2 54
 - UT — Bradley 4-12-2 49
- Receiving
 - OM — Matthews 3-24; Cunningham 3-17
 - UT — Gennusa 2-30; Baer 2-19



1967 SUN BOWL

Texas-El Paso 14
Ole Miss 7



Mac McClure

The University of Texas at El Paso scored two fourth quarter touchdowns and used a stingy defense to hand Ole Miss a 14-7 loss in front of 34,685 at the Sun Bowl in El Paso, Texas.

After a scoreless first quarter, Ole Miss took a 7-0 lead on a one-yard run by quarterback Bruce Newell. After that, the Rebels could manage very little offensively.

The Miners would limit Ole Miss

to just 109 yards of total offense for the game.

Still, the Rebels carried a 7-0 lead into the final 15 minutes.

UTEP, though, would get a five-yard touchdown pass from Billy Stevens to Dave Karns to tie the score at 7-7 with 14:18 remaining.

The Miners would score the game-winning touchdown with 7:52 left when Larry McHenry found the end zone from four yards out.

Stevens finished the game 13-of-26 for 155 yards with one touchdown and one interception to earn Most Valuable Player honors.

OLE MISS	0	7	0	0	—	7
UTEP	0	0	0	14	—	14

SCORING

- OM — Newell 1 run (Brown PAT)
- UTEP — Karns 5 pass from Stevens (Waddles PAT)
- UTEP — McHenry 4 run (Waddles PAT)

ATTENDANCE — 34,685

TEAM STATISTICS

	OM	UTEP
First Downs	6	16
Rushing (Net)	38	75
Passing (Net)	71	201
Total Offense	109	276
Passing C-A-I	12-23-1	16-35-1
Punts-Avg.	11-42.3	12-39.8
Fumbles-Lost	4-3	0-0
Penalties-Yards	5-33	9-92

INDIVIDUAL LEADERS

- Rushing
 - OM — Hindman 15-53
 - UTEP — McHenry 13-73 (TD); White 17-72
- Passing
 - OM — Newell 12-23-1 71
 - UTEP — Stevens 13-26-1 155 (TD); Dawson 3-9-0 46
- Receiving
 - OM — Matthews 4-25; Haik 3-24
 - UTEP — Wallace 6-83; Karns 5-56 (TD); Jones 4-38



1968 LIBERTY BOWL

Ole Miss 34
Virginia Tech 17



Steve Hindman

Ole Miss erased a 17-0 first quarter deficit to roll to a 34-17 win over Virginia Tech in the 1968 Liberty Bowl, in front of 42,206 on a bright, bitterly cold afternoon in Memphis.

Archie Manning's 24-yard touchdown pass to Hank Shows early in the second quarter put the Rebels on the board and trimmed the Hokies' lead to 17-7. Manning would later find Leon Felts for a 23-yard touchdown pass to pull Ole

Miss to within three at 17-14 heading into the break. Steven Hindman broke a 79-yard scoring run just 21 seconds into the third quarter to give the Rebels the first lead of the day at 21-17.

Ole Miss would also get a 70-yard interception return for a touchdown by Robert Bailey and a pair of Van Brown field goals.

Hindman finished with 122 yards rushing on 15 carries and was named the game's Most Valuable Player and Outstanding Back.

OLE MISS	0	14	7	13	—	34
VIRGINIA TECH	17	0	0	0	—	17

- SCORING**
- VT — Edwards 58 run (Simcsak PAT)
 - VT — Smoot 7 run (Simcsak PAT)
 - VT — Simcsak 29 FG
 - OM — Shows 24 pass from Manning (Brown PAT)
 - OM — Felts 23 pass from Manning (Brown PAT)
 - OM — Hindman 79 run (Brown PAT)
 - OM — Bailey 70 INT return (Brown PAT)
 - OM — Brown 46 FG
 - OM — Brown 26 FG

ATTENDANCE — 46,206

TEAM STATISTICS

	OM	VT
First Downs	15	16
Rushing (Net)	185	330
Passing (Net)	141	2
Total Offense	326	332
Passing C-A-I	12-28-0	1-7-0
Punts-Avg.	5-37.4	7-40.7
Fumbles-Lost	3-2	5-3
Penalties-Yards	4-30	12-120

INDIVIDUAL LEADERS

- Rushing**
- OM — Hindman 15-122 (TD); Bowen 19-65
 - VT — Edwards 12-119 (TD); Smoot 21-91 (TD); Kincaid 15-55
- Passing**
- OM — Manning 12-28-0 141 (2 TD)
 - VT — Kincaid 0-4-0; Humphries 1-3-0 2
- Receiving**
- OM — Shows 6-70 (TD); Hindman 3-32
 - VT — Crigger 1-2



1970 SUGAR BOWL

Ole Miss 27
Arkansas 22



Bo Bowen

Junior quarterback Archie Manning passed for one touchdown and rushed for another to lead No. 13 Ole Miss to a 27-22 upset of No. 3 Arkansas in the 36th annual Sugar Bowl Classic.

Cloyce Hinton gave the Rebels a 27-12 lead with a 36-yard field goal in the third quarter, before the Razorbacks would begin to rally.

Arkansas received a 35-yard field goal from Bill McClard to cut the Ole Miss lead to 27-15 entering

the fourth quarter. The Razorbacks then intercepted a Manning pass and took over at the Rebel 11. Two plays later, Bill Montgomery completed a six-yard touchdown pass to Bill Burnett to pull Arkansas to within 27-22 with 10:15 left.

Later, with 1:15 left in the game, Arkansas moved to the Ole Miss 36. Montgomery threw a strike to Chuck Dicus for 11 yards, however, Glenn Cannon's hit stripped Dicus of the ball and the Rebels recovered to secure the win.

Manning finished 21-of-35 passing for 273 yards with two interceptions. He also added 39 yards rushing to earn Most Outstanding Player honors.

OLE MISS	14	10	3	0	—	27
ARKANSAS	0	12	3	7	—	22

- SCORING**
- OM — Bowen 69 run (King PAT)
 - OM — Manning 18 run (King PAT)
 - UA — Burnett 12 run (PAT missed)
 - OM — Hinton 52 FG
 - OM — Studdard 30 pass from Manning (King PAT)
 - UA — Dicus 47 pass from Montgomery (PAT failed)
 - OM — Hinton 36 FG
 - UA — McClard 35 FG
 - UA — Burnett 6 pass from Montgomery (McClard PAT)

ATTENDANCE — 82,500

TEAM STATISTICS

	OM	UA
First Downs	15	16
First Downs	21	24
Rushing (Net)	154	189
Passing (Net)	273	338
Total Offense	427	527
Passing C-A-I	21-35-2	17-35-2
Punts-Avg.	6-37.7	2-30.5
Fumbles-Lost	0-0	1-1
Penalties-Yards	11-101	3-22

INDIVIDUAL LEADERS

- Rushing**
- OM — Bowen 12-94 (TD); Manning 13-39 (TD)
 - UA — Maxwell 8-108; Burnett 17-59 (TD)
- Passing**
- OM — Manning 21-35-2 273 (TD)
 - UA — Montgomery 17-34-1 338 (2 TD)
- Receiving**
- OM — Poole 7-72; Studdard 5-109 (TD)
 - UA — Maxwell 9-137 (TD); Dicus 6-171 (TD)



1971 GATOR BOWL

Auburn 35
Ole Miss 28



Shug Chumbler

Archie Manning recorded 275 yards of total offense in his final game at Ole Miss, but it wasn't enough to rally the Rebels past Auburn, as the Tigers took home a 35-28 win in the 1971 Gator Bowl.

The game also marked the Rebels' 18th and final bowl appearance under head coach John Vaught.

Behind quarterback Pat Sullivan, the Tigers built a 21-0 second-quarter lead before

Manning engineered two touchdown drives before the half to make it 21-14.

The two teams would then trade touchdowns in the second half.

Manning finished completeing 19-of-28 passes for 180 yards with an interception. He connected with Floyd Franks on a 34-yard touchdown pass in the second quarter to make it 21-14

Manning also added 95 yards rushing on 11 carries and scored Ole Miss' first points of the game on a two-yard run in the second quarter.

Sullivan passed for 351 yards and two scores for the Tigers. He completed 27-of-43 attempts and was intercepted once.

OLE MISS	0	14	7	7	—	28
AUBURN	14	7	14	0	—	35

- SCORING**
- AU — Beasley 8 pass from Sullivan (Jett PAT)
 - AU — Bresler 7 pass from Sullivan (Jett PAT)
 - AU — Sullivan 37 run (Jett PAT)
 - OM — Manning 2 run (Poole PAT)
 - OM — Franks 34 pass from Manning (Poole PAT)
 - AU — Zofko 6 run (Jett PAT)
 - OM — Poole 23 pass from Chumbler (Poole PAT)
 - AU — Willingham 54 punt return (Jett PAT)
 - OM — Chumbler 1 run (Poole PAT)

ATTENDANCE — 71,136

TEAM STATISTICS

	OM	AU
First Downs	21	23
Rushing (Net)	209	208
Passing (Net)	256	351
Total Offense	465	559
Passing C-A-I	23-39-1	27-44-1
Punts-Avg.	6-47.3	27-44.1
Fumbles-Lost	3-2	5-3
Penalties-Yards	2-13	6-63


INDIVIDUAL LEADERS

- Rushing**
- OM — Manning 11-95 (TD)
 - AU — Clark 14-108; Sullivan 10-35
- Passing**
- OM — Manning 19-28-1 180 (TD); Chumbler 4-11-0 76 (TD)
 - AU — Sullivan 27-43-1 351 (2 TD)
- Receiving**
- OM — Poole 9-111 (TD); Franks 7-78 (TD)
 - AU — Beasley 8-143 (TD)



1971 PEACH BOWL

Ole Miss 41
Georgia Tech 18



Norris Weese

Ole Miss built a 38-6 halftime lead en route to a 41-18 win over Georgia Tech in the 1971 Peach Bowl, played on a soggy field at Atlanta Stadium.

The victory gave first-year head coach Billy Kinard a win in his first bowl game and completed a 10-2 season for Ole Miss.

Quarterback Norris Weese passed for 116 yards and added 32 rushing to earn the Most

Valuable Offensive Player trophy. He gave the Rebels a 7-0 lead in the first quarter on a one-yard run and connected on an 11-yard touchdown pass to Riley Myers to make it 38-6.

Linebacker Crowell Armstrong took home the Most Valuable Defensive Player trophy.

Tailback Greg Ainsworth rushed for a game-high 119 yards on 28 carries.

OLE MISS	10	28	0	3	—	41
GEORGIA TECH	0	6	6	6	—	18

SCORING

- OM — Weese 1 run (Hinton PAT)
- OM — Hinton 25 FG
- OM — Porter 2 run (Hinton PAT)
- OM — Porter 10 run (Hinton PAT)
- OM — Felts 15 pass from Lyons (Hinton PAT)
- OM — Myers 11 pass from Weese (Hinton PAT)
- GT — Healy 2 run (Run failed)
- GT — Healy 1 run (Pass failed)
- OM — Hinton 30 FG
- GT — Healy 1 run (Run failed)

ATTENDANCE — 38,599

TEAM STATISTICS

	OM	GT
First Downs	17	16
Rushing (Net)	179	166
Passing (Net)	139	151
Total Offense	318	317
Passing C-A-I	9-18	13-26
Punts-Avg.	5-37.4	5-31.2
Fumbles-Lost	2-1	3-3
Penalties-Yards	5-25	8-38

INDIVIDUAL LEADERS

- Rushing
 - OM — Ainsworth 28-119; Weese 11-32 (TD); Porter 8-26 (2 TD)
 - GT — Hennessey 6-56; Cunningham 5-30
- Passing
 - OM — Weese 7-14-0 116 (TD)
 - GT — McAshan 13-26-2 151
- Receiving
 - OM — Barry 3-39; Myers 2-49 (TD); Felts 2-23 (TD)
 - GT — Owings 5-87; Oven 3-26; McNamara 2-22



1983 INDEPENDENCE BOWL

Air Force 9
Ole Miss 3



Andre Townsend

Ole Miss ended a 12-year drought with an appearance in the 1983 Independence Bowl. However, the Rebels return to the postseason wouldn't be a successful one as nationally-ranked Air Force used three field goals from Sean Pavlich to forge a 9-3 win on a rainy evening in Shreveport, La.

The Rebels held in check a powerful wishbone attack by the Falcons, one which averaged more than 400 yards per game during

the 1983 season. Ole Miss used a gallant goal line stand midway through the fourth quarter to stay within striking range.

Pavlich gave Air Force a 6-0 lead with field goals of 44 and 39 yards. The Rebels got on the board just before halftime on a 39-yard field goal by Neil Teevan with four seconds remaining.

Pavlich's third field goal of the night, a 27-yarder with 7:59 left in the third quarter, marked the end of the scoring.

Air Force held a 348-244 advantage in total offense and had a 37:13 edge in time of possession.

Buford McGee rushed for 11 yards on 22 carries for the Rebels.

The 1983 Independence Bowl marked Ole Miss' first bowl appearance under head coach Billy Brewer.

OLE MISS	0	3	0	0	—	3
AIR FORCE	3	3	3	0	—	9

SCORING

- AF — Pavlich 44 FG 7:37-1Q
- AF — Pavlich 39 FG 7:39-2Q
- OM — Teevan 39 FG 0:04-2Q
- AF — Pavlich 27 FG 7:59-3Q

ATTENDANCE — 41,274

TEAM STATISTICS

	OM	AF
First Downs	11	18
Rushing (Net)	106	277
Passing (Net)	138	71
Total Offense	244	348
Passing C-A-I	11-27-2	6-7-0
Punts-Avg.	5-43.6	3-30.3
Fumbles-Lost	1-0	3-3
Penalties-Yards	4-40	4-19
Time of Possession	22:47	37:13

INDIVIDUAL LEADERS

- Rushing
 - OM — McGee 22-111; Humphrey 6-15
 - AF — Brown 12-91; Louthan 25-67; Kershner 15-58
- Passing
 - OM — Powell 11-27-2 138
 - AF — Louthan 6-7-0 71
- Receiving
 - OM — Moffett 6-96; Holder 3-27
 - AF — Kirby 3-49; Rose 2-28



1986 INDEPENDENCE BOWL

Ole Miss 20
Texas Tech 17



Mark Young

Mark Young passed for an Ole Miss bowl record of 343 yards to lead the Rebels to the first bowl victory in 15 years with a 20-17 victory over Texas Tech in the 1986 Independence Bowl.

Young would break five school bowl records, all held by former standout Archie Manning, on his way to being named Offensive Player of the Game. Young completed 31-of-50 passes and had 314

yards of total offense in 62 plays. All were new Rebel marks. Ole Miss lead 17-7 at halftime as Bryan Owen hit a 21-yard field goal with one second left in the first half.

Texas Tech pulled to within 17-14 early in the third quarter when Merv Scurlak returned an interception 33 yards for a score. The Red Raiders then tied the game on Scott Segrist's 19-yard field goal with 14:52 left in the game.

Young and the Rebels would answer on the next possession with a 48-yard field goal by Owen with 12:16 remaining to break the 17-17 deadlock.

OLE MISS	7	10	0	3	—	20
TEXAS TECH	0	7	7	3	—	17

SCORING

- OM — Goodloe 1 run (Owen PAT) 8:21-1Q
- OM — Mickles 9 run (Owen PAT) 14:57-2Q
- TT — Gray 1 run (Segrist PAT) 7:47-2Q
- OM — Owen 21 FG 0:01-2Q
- TT — Scurllark 33 interception (Segrist PAT) 11:15-3Q
- TT — Segrist 19 FG 14:52-4Q
- OM — Owen 48 FG 12:16-4Q

ATTENDANCE — 46,369

TEAM STATISTICS

	OM	TTU
First downs	26	18
Rushing (Net)	60	175
Passing (Net)	343	181
Total Offense	403	356
Passing C-A-I	31-50-1	17-40-1
Punts-Avg.	6-45.5	8-41.5
Fumbles-Lost	1-1	2-0
Penalties-Yards	5-33	5-60
Time of Possession	32:09	27:51

INDIVIDUAL LEADERS

- Rushing
 - OM — Mickles 19-53 (1 TD); Sykes 7-16
 - TT — Farris 17-99; Garnett 8-36
- Passing
 - OM — Young 31-50-1 343
 - TT — Tolliver 17-40-1 181
- Receiving
 - OM — Ambrose 8-102; Myers 4-69; Perry 5-47
 - TT — Price 9-74; Walker 3-71



1989 LIBERTY BOWL

Ole Miss 42
Air Force 29



John Darnell

In a game billed to be an offensive shootout, Ole Miss outlasted Air Force 42-29 in the 31st annual Liberty Bowl in Memphis, Tenn.

Chucky Mullins, the defensive back who was paralyzed in an October 28, game with Vanderbilt, visited the Ole Miss locker room prior to the game in his first trip outside Baptist Memorial Hospital in Memphis since the injury.

The visit seemed to energize the Rebels as they raced to a 28-9 halftime lead.

Liberty Bowl MVP Randy Baldwin rushed for 177 yards on 14 carries with two touchdowns, and John Darnell passed for 261 yards and a score.

The two teams combined for 55 first downs and 1,046 yards of total offense. Ole Miss held a 30-25 advantage in first downs, and a 533-513 edge in total yards.

OLE MISS	14	14	7	7	—	42
AIR FORCE	9	0	6	14	—	29

SCORING

- OM — Hines 32 pass from Darnell (Hogue PAT) 3:53-1Q
- AF — Wood 37 FG 11:16-1Q
- OM — Baldwin 23 run (Hogue PAT) 9:18-1Q
- AF — Dowis 2 run (pass failed) 3:19-1Q
- OM — Baldwin 21 run (Hogue PAT) 10:20-2Q
- OM — Coleman 58 punt return (Hogue kick) 1:21-2Q
- AF — Johnson 3 run (run failed) 12:50-3Q
- OM — Coleman 11 run (Hogue PAT) 0:26-3Q
- OM — Thigpen 8 pass from Shows (Hogue PAT) 10:44-4Q
- AF — Senn 35 pass from McDowell (pass failed) 9:02-4Q
- AF — Senn 21 pass from McDowell (Durham run) 2:34-4Q

ATTENDANCE — 60,128

TEAM STATISTICS

	OM	AF
First Downs	30	25
Rushing (Net)	248	259
Passing (Net)	285	233
Total Offense	533	513
Passing C-A-I	21-37-0	14-24-2
Punts-Avg.	5-38.2	4-43.3
Fumbles-Lost	2-2	3-2
Penalties-Yards	7-45	2-12
Time of Possession	27:15	32:45


INDIVIDUAL LEADERS

- Rushing
OM — Baldwin 14-177-2; Shows 4-14; Ashley 3-12
AF — Dowis 18-92-1; Johnson 10-48-1; Lewis 14-42
- Passing
OM — Darnell 19-33-0-261 (TD); Shows 2-4-0-24 (TD)
AF — Dowis 7-16-2-86; McDowell 7-8-0-147 (2 TD)
- Receiving
OM — Green 5-72; Hines 3-69-1; Gebbia 2-40
AF — Senn 7-150-2; Van Hulzen 5-57



1991 GATOR BOWL

Michigan 35
Ole Miss 3



Brian Lee

Michigan rolled up 715 yards of total offense and broke open a 14-3 game with 21 third-quarter points to roll to a 35-3 win over Ole Miss in the 1991 Gator Bowl in Jacksonville, Fla.

The Wolverines entered the game 8-3, however, Michigan was a combined six points from being a perfect 11-0 and playing for the national championship in the Rose Bowl.

Michigan quarterback Elvis Grbac passed for 296 yards and four touchdowns, while wide receiver Desmon Howard caught six passes for 167 yards and two touchdowns.

Brian Lee accounted for Ole Miss' only points of the game, connecting for a 51-yard field goal to make it 7-3 with 8:00 left in the second quarter.

OLE MISS	0	3	0	0	—	3
MICHIGAN	7	7	21	0	—	35

SCORING

- UM — Howard 63 pass from Grbac (Carlson PAT) 1:04-1Q
- OM — Lee 51 FG, 8:00-2Q
- UM — Bunch 7 pass from Grbac (Carlson PAT) 4:19-2Q
- UM — Howard 50 pass from Grbac (Carlson PAT) 10:53-3Q
- UM — Bunch 5 run (Carlson PAT) 3:39-3Q
- UM — Alexander 33 pass from Grbac (Carlson PAT) :31-3Q

ATTENDANCE — 68,927

TEAM STATISTICS

	OM	UM
First Downs	20	35
Rushing (Net)	93	391
Passing (Net)	240	324
Total Offense	333	715
Passing C-A-I	18-32-4	20-32-2
Punts-Avg.	5-38.0	2-24.5
Fumbles-Lost	4-2	2-1
Penalties-Yards	4-49	6-69
Time of Possession	23:37	36:23

INDIVIDUAL LEADERS

- Rushing
OM — Baldwin 8-54; Thigpen 6-32; Billings 2-6; Courtney 1-6
UM — Vaughn 15-128; Powers 14-112; Bunch 11-54-1; Legette 5-54
- Passing
OM — Shows 21-13-3 165; Luke 11-5-1 65
UM — Grbac 25-16-1 296 (4 TD); Sallom 7-4-1 28
- Receiving
OM — Brownlee 5-71; Roberts 4-67; Owens 3-42; Small 1-25
UM — Howard 6-167 (2 TD); Alexander 2-50 (TD); VanDyne 3-32; Bunch 2-22 (TD)



1992 LIBERTY BOWL

Ole Miss 13
Air Force 0



Russ Shows

For the third time in 10 years, Ole Miss and Air Force faced each other in a bowl game. For the second time in four years, that matchup took place in the Liberty Bowl.

Behind the play of linebacker Cassius Ware, Ole Miss held Air Force to 185 yards of total offense to pitch a 13-0 shutout of the Falcons. The shutout marked the first time in 150 games that Air Force had been held scoreless.

Ware was credited with 10 tackles, including two sacks, to earn Liberty Bowl MVP honors.

Dou Innocent gave Ole Miss a 7-0 lead with a five-yard touchdown run in the first quarter. The Rebels would then receive field goals of 24 and 29 yards from Brian Lee.

Innocent finished with 65 yards on 17 carries and Cory Philpot added 55 yards rushing on 10 attempts.

Quarterback Russ Shows completed 9-of-19 passes for 163 yards.

OLE MISS	7	3	0	3	—	13
AIR FORCE	0	0	0	0	—	0

SCORING

- OM — Innocent 5 run (Lee PAT) 2:42-1Q
- OM — Lee 24 FG 11:11-2Q
- OM — Lee 29 FG 9:56-4Q

ATTENDANCE — 32,107

TEAM STATISTICS

	OM	AF
First Downs	13	14
Rushing (Net)	168	104
Passing (Net)	163	81
Total Offense	331	185
Passing C-A-I	9-19-0	10-17-2
Punts-Avg.	5-20.2	7-33.0
Fumbles-Lost	2-1	2-1
Penalties-Yards	7-57	6-53
Time of Possession	27:56	32:04

INDIVIDUAL LEADERS

- Rushing
OM — Innocent 17-65 (TD); Philpot 10-55; Courtney 7-30
AF — Pastorello 49; Onuoha 27; Young 23
- Passing
OM — Shows 9-19-0 163
AF — Baker 5-8-0 26; Teigen 5-8-1 55; Young 0-1-1 0
- Receiving
OM — Courtney 4-63; Small 2-59; Kohn 2-42
AF — Wilkie 3-14; Hufford 2-18



1997 MOTOR CITY BOWL

Ole Miss 34
Marshall 31



Deuce McAllister

Freshman running back Deuce McAllister's one-yard plunge with 31 seconds remaining lifted Ole Miss to a 34-31 win over Marshall in the inaugural Motor City Bowl, played at the Pontiac Silverdome.

The Motor City Bowl marked the Rebels' first postseason appearance after a four-year hiatus, and was Ole Miss' first under head coach Tommy Tuberville.

Senior quarterback Stewart Patridge garnered MVP honors, passing for 332 yards and three

touchdowns. He completed 29-of-47 passes and was intercepted once.

1.1The Thundering Herd, of the Mid-American Conference, featured Chad Pennington. Pennington was 23-of-45 passing for 337 yards and three touchdowns, and Randy Moss caught six passes for 173 yards and a score.

1.1The two teams combined for 1,000 yards of total offense and the game featured six lead changes.

OLE MISS	7	0	14	13	—	34
MARSHALL	10	7	0	14	—	31

SCORING

- OM — Avery 1 run (Lindsey kick) 14:36-1Q
- MU — Moss 80 pass from Pennington (Malashevich kick) 14:19-1Q
- MU — Malashevich 36 FG 0:22-1Q
- MU — Colclough 19 pass from Pennington (Malashevich kick) 9:04-2Q
- OM — Rone 13 pass from Patridge (Lindsey kick) 11:46-3Q
- OM — McAllister 20 pass from Patridge (Lindsey kick) 6:00-3Q
- MU — Chapman 6 pass from Pennington (Malashevich kick) 10:12-4Q
- OM — G. Heard 19 pass from Patridge (Lindsey kick) 5:39-4Q
- MU — Chapman 9 run (Malashevich kick) 2:57-4Q
- OM — McAllister 1 run (Lindsey kick) 0:31-4Q

ATTENDANCE — 43,340

TEAM STATISTICS

	OM	MU
First Downs	29	23
Rushing (Net)	179	170
Passing (Net)	332	337
Total Offense	511	507
Passing C-A-I	29-48-1	23-45-0
Punts-Avg.	4-41.8	7-39.7
Fumbles-Lost	0-0	3-2
Penalties-Yards	7-71	10-93
Time of Possession	34:21	25:39

INDIVIDUAL LEADERS

- Rushing
 - OM — Avery 27-110 (TD); McAllister 8-71 (TD)
 - MU — Chapman 19-153 (TD)
- Passing
 - OM — Patridge 29-47-1-332 (3 TD); King 0-1-1-0
 - MU — Pennington 23-45-0-337 (3 TD)
- Receiving
 - OM — Peterson 7-66; French 6-37
 - MU — Colclough 8-84 (TD); Moss 6-173 (TD)



1998 INDEPENDENCE BOWL

Ole Miss 35
Texas Tech 18



Romaro Miller

Sophomore quarterback Romaro Miller returned from a broken collarbone suffered three weeks earlier to pass for 216 yards and three touchdowns to lead Ole Miss to a 35-18 win over Texas Tech in the 1998 Independence Bowl.

The game also marked the Rebel debut of head coach David Cutcliffe, who was hired less than a month before the game from his offensive coordinator position at Tennessee.

Miller completed 14-of-23 passes and was intercepted once. His three touchdown passes set a new Independence Bowl record, and he also garnered Offensive MVP honors.

Junior defensive tackle Kendrick Clancy anchored an Ole Miss defense that limited the Red Raiders to 285 yards of total offense. Clancy would earn the bowl's Defensive MVP honors.

Sophomore running back Deuce McAllister scored three touchdowns on the evening. He scored on a 32-yard pass from Miller in the second quarter to give the Rebels a 14-7 lead. He later scored on a four-yard run to make it 28-10 and capped the scoring by returning an onside kick 48 yards with 38 seconds remaining.

OLE MISS	7	7	0	21	—	35
TEXAS TECH	7	3	0	8	—	18

SCORING

- TT — Dorris 22 pass from Peters (Birkholz kick) 5:47-1Q
- OM — Lucas 33 pass from Miller (McGee kick) 1:18-1Q
- OM — McAllister 32 pass from Miller (McGee kick) 6:04-2Q
- TT — Birkholz 49 FG 2:18-2Q
- OM — Peterson 26 pass from Miller (McGee kick) 8:22-4Q
- OM — McAllister 4 run (McGee kick) 3:28-4Q
- TT — McCullar 14 fumble return (Winn pass from Tittle) 0:44-4Q
- OM — McAllister 43 kickoff return (McGee kick) 0:38-4Q

ATTENDANCE — 46,862

TEAM STATISTICS

	OM	TT
First Downs	19	18
Rushing (Net)	139	82
Passing (Net)	216	203
Total Offense	355	285
Passing C-A-I	23-14-1	30-16-2
Punts-Avg.	5-32.4	6-30.8
Fumbles-Lost	3-2	2-1
Penalties-Yards	7-86	5-55
Time of Possession	34:47	25:13

INDIVIDUAL LEADERS

- Rushing
 - OM — McAllister 27-79 (TD), Stackhouse 9-37
 - TT — Williams 23-85, Peters 6-9
- Passing
 - OM — Miller 23-14-1-216 (3TD)
 - TT — Tittle 19-11-2-134; Peters 11-5-0-69 (TD)
- Receiving
 - OM — French 4-46, Peterson 3-54 (TD)
 - TT — Dorris 5-66 (TD), Hart 4-50



1999 INDEPENDENCE BOWL

Ole Miss 27
Oklahoma 25



Les Binkley

Les Binkley's 39-yard field goal as time expired lifted Ole Miss to a 27-25 win over Oklahoma, New Year's Eve night in the 1999 Sanford Independence Bowl. The contest was the final college football game of the 20th century.

The Sooners had taken a 25-24 lead with 2:17 left in the fourth quarter when Josh Heupel found Quenton Griffin for a 17-yard touchdown pass.

Deuce McAllister would return the ensuing kickoff 42 yards to the Ole Miss 43. He then reeled off runs of eight and nine yards to move the Rebels into Sooner territory and helped set up Binkley's game-winning field goal.

McAllister finished with 239 all-purpose yards, including 121 yards rushing on 17 carries. He broke an 80-yard touchdown run in the second quarter to give the Rebels a 21-3 halftime lead.

OLE MISS	7	14	0	6	—	27
OKLAHOMA	3	0	15	7	—	25

SCORING

- OM — McAllister 25 pass from Miller (Binkley kick) 9:09-1Q
- OU — Duncan 34 FG 5:22-1Q
- OM — Bettis 9 pass from Miller (Binkley kick) 8:13-2Q
- OM — McAllister 80 run (Binkley kick) 4:05-2Q
- OU — Jackson 3 pass from Heupel (Duncan kick) 11:26-3Q
- OU — Daniels 41 pass from Heupel (Hammons pass) 3:58-3Q
- OM — Binkley 29 FG 11:18-4Q
- OU — Griffin 17 pass from Heupel (Duncan kick) 2:17-4Q
- OM — Binkley 39 FG 0:00-4Q

ATTENDANCE — 49,873

TEAM STATISTICS

	OM	OU
First Downs	19	27
Rushing (Net)	159	91
Passing (Net)	202	390
Total Offense	361	481
Passing C-A-I	29-18-2	54-39-1
Punts-Avg.	5-39.4	1-10.0
Fumbles-Lost	1-0	3-3
Penalties-Yards	3-13	4-35
Time of Possession	29:24	30:36

INDIVIDUAL LEADERS

- Rushing
 - OM — McAllister 17-121 (TD), Gunn 5-27
 - OU — Griffin 12-86, Daniels 2-25
- Passing
 - OM — Miller 28-18-2-202 (2 TD)
 - OU — Heupel 53-39-1-390 (3 TD)
- Receiving
 - OM — Peterson 5-51, McAllister 3-55 (TD)
 - OU — Jackson 10-76 (TD), Griffin 8-65 (TD)



2000 MUSIC CITY BOWL

West Virginia 49
Ole Miss 38



Eli Manning

Redshirt freshman quarterback Eli Manning came off the bench to throw three fourth-quarter touchdown passes, but it wasn't enough to overcome a 49-9 deficit as Ole Miss fell 49-38 to West Virginia in the 2000 Music City Bowl. The game was the final one for Mountaineer head coach Don Nehlen's 21-year career at the school.

Leading 35-9 at the half, Shawn Terry returned the second half kickoff 99 yards to extend the West Virginia lead to 42-9. The Mountaineers then made it 49-9 on a 10-yard pass from Brad Lewis to Khori Ivy.

Romaro Miller scored on a seven-yard run with 7:52 left in the third quarter to make it 49-16 before Manning would take over the offense.

In the final 15 minutes, Manning threw touchdown passes of 23 yards to Jamie Armstrong, 18 yards to Omar Rayford and 16 yards to Toward Sanford.

Manning's three touchdown passes tied an Ole Miss bowl record. He finished 12-of-20 for 167 yards and was intercepted once.

OLE MISS	3	6	7	22	—	38
WEST VIRGINIA	7	28	14	0	—	49

SCORING

- WV — Ours 40 pass from Lewis (Rauh kick) 9:27-1Q
- OM — Binkley 23 FG 1:51-1Q
- WV — Ivy 11 pass from Lewis (Rauh kick) 13:39-2Q
- OM — Binkley 47 FG 8:41-2Q
- WV — Brown 35 pass from Lewis (Rauh kick) 8:12-2Q
- OM — Binkley 26 FG 4:22-2Q
- WV — Brown 60 pass from Lewis (Rauh kick) 3:59-2Q
- WV — Ours 1 run (Rauh kick) 2:04-2Q
- WV — Terry 99 kickoff return (Rauh kick) 14:42-3Q
- WV — Ivy 10 pass from Lewis (Rauh kick) 9:59-3Q
- OM — Miller 7 run (Binkley kick) 7:52-3Q
- OM — Armstrong 23 pass from Manning (Binkley kick) 13:08-4Q
- OM — Rayford 18 pass from Manning (Binkley kick) 9:08-4Q
- OM — Sanford 16 pass from Manning (Taylor pass) 6:34-4Q

ATTENDANCE — 47,119

TEAM STATISTICS

	OM	WV
First Downs	28	19
Rushing (Net)	96	114
Passing (Net)	388	318
Total Offense	484	432
Passing C-A-I	51-28-3	21-15-1
Punts-Avg.	3-29.3	2-39.0
Fumbles-Lost	1-0	0-0
Penalties-Yards	12-93	8-77
Time of Possession	35:16	24:44


INDIVIDUAL LEADERS

- Rushing
 - OM — Gunn 8-34, Miller 7-32 (TD)
 - WV — Cobourne 27-125, Ours 3-5 (TD)
- Passing
 - OM — Miller 31-16-2-221, Manning 20-12-1-167 (3 TD)
 - WV — Lewis 21-15-1-318 (5 TD)
- Receiving
 - OM — Collins 5-65, Heard 4-46, Armstrong 3-59 (TD)
 - WV — Brown 6-156 (2 TD), Ivy 6-99 (2 TD)



2002 INDEPENDENCE BOWL

Ole Miss 27
Nebraska 23



Jesse Mitchell

Jonathan Nichols' 43-yard field goal with 4:36 remaining in the game helped Ole Miss post a 27-23 win over Nebraska in the 2002 Independence Bowl.

Junior quarterback Eli Manning completed 25-of-44 passes for 313 yards and a touchdown to earn Most Valuable Offensive Player honors.

The Cornhuskers took a 17-7 lead with 2:43 left in the first half when Deluan Groce returned a punt

60 yards for a score.

Manning would engineer a nine-play, 88-yard drive in 1:11, capped by a one-yard run by Toward Sanford to pull the Rebels to within 17-14 at halftime.

Nichols tied the game in the third quarter with a 37-yard field goal and Nebraska answered with a 23-yard field goal by Josh Brown to take a 20-17 lead with 7:06 left in the quarter.

Sanford's second one-yard touchdown run of the day with 3:24 left in the third quarter put Ole Miss on top for good at 24-20.

NEBRASKA	3	14	3	3	—	23
OLE MISS	0	14	10	3	—	27

SCORING

- NU — Brown 29 FG 6:53-1Q
- NU — Herian 41 pass from Lord (Brown kick) 13:38-2Q
- OM — K. Johnson 11 pass from Manning (Nichols kick) 7:47-2Q
- NU — Groce 60 punt return (Brown kick) 2:43-2Q
- OM — Sanford 1 run (Nichols kick) 1:32-2Q
- OM — Nichols 37 FG 9:02-3Q
- NU — Brown 23 FG 7:06-3Q
- OM — Sanford 1 run 3:24-3Q
- NU — Brown 29 FG 7:50-4Q
- OM — Nichols 43 FG 4:38-4Q

ATTENDANCE — 46,096

TEAM STATISTICS

	NU	OM
First Downs	17	20
Rushing (Net)	266	52
Passing (Net)	93	313
Total Offense	359	365
Passing C-A-I	17-7-2	44-25-0
Punts-Avg.	6-43.8	8-43.8
Fumbles-Lost	0-0	1-0
Penalties-Yards	6-70	6-41
Time of Possession	29:29	30:31

INDIVIDUAL LEADERS

- Rushing
 - NU — Diedrick 13-92, Lord 17-83
 - OM — McClendon 12-36, Turner 7-30
- Passing
 - NU — Lord 16-7-2-93 (TD)
 - OM — Manning 44-25-0-313 (TD)
- Receiving
 - NU — Thomas 3-34, Herian 1-41 (TD)
 - OM — Flowers 6-76, Collins 6-58, Biddle 4-62



2004 COTTON BOWL

Ole Miss 31
Oklahoma State 28



Eli Manning

After a 42-year hiatus, the Rebels made a triumphant return to Dallas as 16th-ranked Ole Miss claimed a 31-28 win over 21st-ranked Oklahoma State in the 2004 playing of the SBC Cotton Bowl.

Eli Manning led the charge for the Rebels as the senior quarterback and Heisman finalist passed for 259 yards and three touchdowns on his way to Offensive MVP honors as he rallied the Rebels

from a 14-7 deficit in the second quarter.

Manning finished the day 22-of-31 with one interception and two touchdown passes.

With the victory, the Rebels celebrated their first Cotton Bowl appearance since 1962 with a win over a nationally ranked program from the Big 12 and capped off the first 10-win season for the program since 1971 and improved the Rebels to a 2-1 record in the Cotton Bowl.

OKLAHOMA STATE	7	7	0	14	—	28
OLE MISS	7	10	7	7	—	31

SCORING

- OM — Turner 16 pass from Manning (Nichols kick) 4:55 - 1Q
- OS — Morency 4 run (Phillips kick) 1:17 - 1Q
- OS — Bell 3 run (Phillips kick) 11:30 - 2Q
- OM — Espy 25 pass from Manning 8:14 - 2Q
- OM — Nichols 33 FG :15 - 2Q
- OM — Turner 2 run 7:35 - 3Q
- OM — Manning 1 run (Nichols kick) 12:50 - 4Q
- OS — Morency 1 run (Phillips kick) 8:50 - 4Q
- OS — Woods 17 pass from Fields (Phillips kick) 4:38 - 4Q

ATTENDANCE — 73,928

TEAM STATISTICS

	OS	OM
First Downs	22	24
Rushing (Net)	110	190
Passing (Net)	307	259
Total Offense	417	449
Passing C-A-I	33-21-0	31-22-1
Punts-Avg.	3-37.7	3-38.0
Fumbles-Lost	0-0	0-0
Penalties-Yards	6-49	2-20
Time of Possession	28:31	31:29

INDIVIDUAL LEADERS

- Rushing
 - OS — Morency 15-59, Bell 14-46
 - OM — Turner 20-133, Pearson 12-42
- Passing
 - OS — Fields 33-21-0-307 (TD)
 - OM — Manning 31-22-1-259 (2TD)
- Receiving
 - OS — R. Woods 11-223 (TD), D. Woods 4-51
 - OM — Collins 8-75, Johnson 3-53, Espy 2-47 (TD)



2009 COTTON BOWL

Ole Miss 47
Texas Tech 34



Jevan Snead

Behind Jevan Snead's passing, Dexter McCluster's squirming runs and some big returns by Marshay Green, No. 20 Ole Miss overcame an early deficit and beat No. 8 Texas Tech 47-34 Friday in the final Cotton Bowl played in the stadium of the same name.

The Red Raiders (11-2) converted a pair of early turnovers into a 14-0 lead, but Snead led the Rebels to touchdowns on their next

three drives, followed by a go-ahead field goal shortly before halftime. Once Green returned an interception 65 yards for a touchdown early in the third quarter, Ole Miss (9-4) was well on its way to capping coach Houston Nutt's first season in grand style.

This was Ole Miss' sixth straight win, matching its longest streak since 2003, when Eli Manning was a senior. That also was the last time the Rebels had been to a bowl.

OLE MISS	7	17	14	9	—	47
TEXAS TECH	14	7	0	13	—	34

SCORING

- TT — Britton 45 pass from Harrell (Williams kick) 6:31 - 1Q
- TT — McBath 45 interception return (Williams kick) 5:22 - 1Q
- OM — Harris 8 pass from Snead (Shene kick) 1:49 - 1Q
- OM — Wallace 41 pass from Snead (Shene kick) 11:57 - 2Q
- TT — Crabtree 2 pass from Harrell (Williams kick) 7:44 - 2Q
- OM — Harris 21 pass from Snead (Shene kick) 4:09 - 2Q
- OM — Shene 27 FG 1:08 - 2Q
- OM — Green 65 interception return (Shene kick) 12:12 - 3Q
- OM — Bolden 17 run (Shene kick) 6:55 - 3Q
- TT — Britton 12 pass from Harrell (Williams kick) 12:13 - 4Q
- OM — Trahan safety 10:02 - 4Q
- OM — McCluster 4 run (Shene kick) 4:34 - 4Q
- TT — Morris 17 pass from Harrell (Harrell kick failed) 1:37 - 4Q

ATTENDANCE — 88,175

TEAM STATISTICS

	OM	TT
First Downs	26	24
Rushing (Net)	223	105
Passing (Net)	292	364
Total Offense	515	469
Passing C-A-I	18-29-1	36-58-1
Punts-Avg.	2-37.5	4-41.0
Fumbles-Lost	2-2	1-0
Penalties-Yards	2-15	8-62
Time of Possession	35:14	24:46


INDIVIDUAL LEADERS

- Rushing
 - OM — Bolden 11-101 (TD), McCluster 14-97 (TD)
 - TT — Woods 6-47, Harrell 6-43
- Passing
 - OM — Snead 29-18-1-292 (3 TD)
 - TT — Harrell 58-36-2-364 (4 TD)
- Receiving
 - OM — McCluster 6-83, Wallace 4-80 (TD)
 - TT — Morris 10-89 (TD), Britton 5-87 (2 TD)



2010 COTTON BOWL

Ole Miss 21
Oklahoma State 7



Dexter McCluster

Dexter McCluster gave Ole Miss fans a finale to remember, rushing for 184 yards and two touchdowns, including the go-ahead 2-yard run on a direct snap with 4:03 left as the Rebels beat No. 18 Oklahoma State 21-7 in the Cotton Bowl on Saturday.

McCluster also had an 86-yard TD run in the second quarter after the senior had already become the first Southeastern Conference player with 1,000 yards rushing and

500 yards receiving in the same season.

Ole Miss (9-4) had five turnovers in the game, but Oklahoma State had six in the fourth quarter, and seven overall.

McCluster was the obvious standout, the game's offensive MVP for the second year in a row. He had 34 carries along with five catches for 45 yards. He leaves Ole Miss with 3,923 career all-purpose yards, second in school history behind Deuce McAllister's 4,889.

After becoming only Ole Miss' fourth 1,000-yard rusher on his third carry of the game, McCluster surpassed 500 yards receiving on the final play of the first quarter. Yet, his best was still to come.

McCluster's 86-yard TD run in the second quarter came on a handoff from freshman quarterback Nathan Stanley. McCluster went to the right and through a gap, running untouched for the second-longest run in the 74-year history of the Cotton Bowl.

OKLAHOMA STATE	0	0	7	0	—	7
OLE MISS	0	7	0	14	—	21

SCORING

- OM — McCluster 86 run (Shene kick) 11:19 - 2Q
- OS — Youman 1 pass from Toston (Bailey kick) 7:13 - 2Q
- OM — McCluster 2 run (Shene kick) 4:03 - 4Q
- OM — Trahan 34 fumble recovery (Shene kick) 3:12 - 4Q

ATTENDANCE — 77,928

TEAM STATISTICS

	OS	OM
First Downs	9	20
Rushing (Net)	140	193
Passing (Net)	119	230
Total Offense	259	364
Passing C-A-I	14-34-4	15-30-4
Punts-Avg.	8-50.2	5-47.0
Fumbles-Lost	5-3	2-1
Penalties-Yards	6-62	10-82
Time of Possession	25:23	34:37

INDIVIDUAL LEADERS

- Rushing
 - OM — D. McCluster, 34-184
 - OS — K. Hunter, 9-94
- Passing
 - OM — J. Snead, 23-13-3-168
 - OS — Z. Robinson, 31-13-4-118
- Receiving
 - OM — S. Hodge, 7-112
 - OS — J. Blackmon, 4-45



2013 BBVA COMPASS BOWL

Ole Miss 38
Pittsburgh 17



Bo Wallace

Six weeks after closing out its regular season by defeating No. 24 Mississippi State to bring home the Egg Bowl trophy for the first time since 2008, Ole Miss (7-6) took down Pitt in the BBVA Compass Bowl in Birmingham, Ala., 38-17. It was Ole Miss' first bowl appearance since topping Oklahoma State 21-7 in the 2010 AT&T Cotton Bowl. The 38 points scored by Ole Miss is a BBVA Compass Bowl record.

Ole Miss sophomore quarterback Bo Wallace, the BBVA Compass Bowl MVP, finished the game 22-32 passing for 151 yards with three touchdowns and two interceptions. The Rebels spread the ball around through the air with three receivers catching five or more passes. Freshman running back I'Tavius Mathers led Ole Miss on the ground with six carries for 96 yards, including a 62-yard touchdown run in the fourth quarter, the longest in BBVA Compass Bowl history.

On the defensive side of the ball, junior middle linebacker Mike Marry led Ole Miss with seven tackles, four tackles for loss and a forced fumble.

PITTSBURGH	0	10	0	7	—	17
OLE MISS	14	10	7	7	—	38

SCORING

- OM — Logan 14 pass from Wallace (Rose kick) 10:16 - 1Q
- OM — Mackey 27 pass from Wallace (Rose kick) 5:22 - 1Q
- PITT — Street 10 pass from Sunseri (Harper kick) 7:13 - 2Q
- OM — Sanders 18 pass from Wallace (Rose kick) 6:02 - 2Q
- PITT — Harper 47 FG 1:56 - 2Q
- OM — Rose 31 FG 0:00 - 2Q
- OM — Brunetti 1 run (Rose kick) 0:21 - 3Q
- OM — Mathers 62 run (Rose kick) 8:48 - 4Q
- PITT — Shanahan 16 pass from Sunseri (Harper kick) 2:23 - 4Q

ATTENDANCE — 59,135

TEAM STATISTICS

	PITT	OM
First Downs	17	23
Rushing (Net)	81	224
Passing (Net)	185	163
Total Offense	266	387
Passing C-A-I	16-32-1	24-37-2
Punts-Avg.	6-48.3	3-39.7
Fumbles-Lost	1-1	3-0
Penalties-Yards	3-26	8-66
Time of Possession	28:36	31:24

INDIVIDUAL LEADERS

- Rushing
 - OM — I. Mathers, 6-96
 - PITT — R. Shell, 25-91
 - Passing
 - OM — B. Wallace, 37-24-2-151 (3TD)
 - PITT — T. Sunseri, 32-16-1-185 (2TD)
 - Receiving
 - OM — J. Logan, 6-36 (TD), V. Sanders, 5-39 (TD)
 - PITT — D. Street, 7-83 (TD)
- [^]Game vacated due to NCAA ruling



2013 MUSIC CITY BOWL

Ole Miss 25
Georgia Tech 17



Bo Wallace

Ole Miss junior quarterback Bo Wallace threw one touchdown and ran for two more, and the Rebels' defense held the Georgia Tech triple-option attack in check en route to a 25-17 victory at LP Field in the 2013 Franklin American Mortgage Music City Bowl.

The Rebels' victory was their sixth straight bowl victory, which was currently the longest in the country.

Wallace, who was named the game's MVP, finished the game 22-32 for 256 yards, as well as a career-high 86 yards rushing on 13 carries. The Pulaski, Tenn., native's 342 total yards Monday pushed his season total to 3,701, topping Eli Manning's school record of 3,572 yards set in 2003.

Junior Donte Moncrief led the Ole Miss receiving corps with six catches for 113 yards and a touchdown.

Defensively, junior linebacker Serderius Bryant and sophomore defensive tackle Issac Gross each had eight tackles, while freshman Tony Conner and senior defensive end D.T. Shackelford had seven tackles. Bryant led the Rebels with a team-high six solo tackles, and Gross recorded a team-high three tackles for loss.

OLE MISS	7	6	10	2	—	25
GEORGIA TECH	7	0	0	10	—	17

SCORING

- OM — Wallace 17 run (Ritter kick) 4:45 - 1Q
- GT — Godhigh 8 run (Butker kick) 5:44 - 1Q
- OM — Moncrief 28 pass from Wallace (Blocked) 1:19 - 2Q
- OM — Wallace 10 run (Ritter kick) 1:29 - 3Q
- OM — Ritter 29 FG 3:02 - 3Q
- GT — Butker 38 FG 3:12 - 4Q
- GT — Waller 72 pass from Lee (Butket kick) 0:11 - 4Q
- OM — Team safety - 4Q

ATTENDANCE — 52,125

TEAM STATISTICS

	OM	GT
First Downs	28	18
Rushing (Net)	221	151
Passing (Net)	256	147
Total Offense	477	298
Passing C-A-I	23-36-1	5-17-1
Punts-Avg.	5-42.4	6-38.5
Fumbles-Lost	3-0	2-1
Penalties-Yards	3-15	5-40
Time of Possession	32:50	27:10


INDIVIDUAL LEADERS

- Rushing
 - OM — B. Wallace, 13-86 (2 TD)
 - GT — R. Godhigh, 10-50 (TD)
- Passing
 - OM — B. Wallace, 22-32-1-256 (TD)
 - GT — V. Lee, 5-17-1-147 (TD)
- Receiving
 - OM — D. Moncrief, 6-113 (TD)
 - GT — D. Waller, 2-79 (TD)



2014 PEACH BOWL

TCU 42
Ole Miss 3



Senquez Golson

A dominant effort by No. 6 TCU on both sides of the ball was too much to overcome for No. 9 Ole Miss, as the Rebels (9-4) lost 42-3 in the Chick-fil-A Peach Bowl.

The nation's second-leading offense, the Horned Frogs scored early and often, and the defense suffocated the Ole Miss offense, holding the Rebels to a season-low 10 first downs and 129 yards of total offense.

Senior cornerback Senquez Golson tied the school record with his 10th interception of the season, the 16th of his career, which is tied for third place in Ole Miss history. It also helped set up the Rebels' lone score of the game, a 27-yard field goal by freshman kicker Gary Wunderlich.

Playing in its third straight bowl game for the first time since 1998-2000, Ole Miss had its six-game bowl winning streak snapped, which was tied with Florida State for the longest in the nation.

OLE MISS	0	0	0	3	—	3
TCU	14	14	14	0	—	42

SCORING

- TCU — Green 31 pass from Listenbee (Oberkrom kick) 14:00 - 1Q
- TCU — Green 15 run (Oberkrom kick) 6:23 - 1Q
- TCU — Doctson, 12 pass from Boykin (Oberkrom kick) 11:00 - 2Q
- TCU — McFarland INT return (Oberkrom kick) 2:00 - 2Q
- TCU — Listenbee 35 pass from Boykin (Oberkrom kick) 13:37 - 3Q
- TCU — Doctson 27 pass from Boykin (Oberkrom kick) 13:09 - 3Q
- OM — Wunderlich 27 FG 7:18 - 4Q

ATTENDANCE — 65,706

TEAM STATISTICS

	OM	TCU
First Downs	10	24
Rushing (Net)	9	177
Passing (Net)	120	246
Total Offense	129	423
Passing C-A-I	11-27-3	27-37-3
Punts-Avg.	8-42.4	4-42.4
Fumbles-Lost	2-1	2-1
Penalties-Yards	6-44	5-55
Time of Possession	25:00	35:00


INDIVIDUAL LEADERS

- Rushing
 - OM — I. Mathers, 7-26 (0 TD)
 - TCU — A. Green, 18-68 (TD)
- Passing
 - OM — B. Wallace, 10-23-3-109 (0 TD)
 - TCU — T. Boykin, 22-31-3-187 (3 TD)
- Receiving
 - OM — M. Pack, 4-55 (0 TD)
 - TCU — J. Doctson, 6-59 (2 TD)



2016 SUGAR BOWL

Ole Miss 48
Oklahoma State 20



Chad Kelly

How sweet it was. No. 12 Ole Miss dominated No. 16 Oklahoma State, 48-20, in the 82nd annual Allstate Sugar Bowl.

It was a record-breaking night for the Rebel offense, but the defense wouldn't be outshined, holding the nation's 18th-ranked offense to its lowest point total of the season.

Junior quarterback and Sugar Bowl MVP Chad Kelly connected on four touchdown passes, the most by a Rebel quarterback in bowl history. He fired three touchdown passes to junior star receiver Laquon Treadwell, who finished with six catches for 71 yards.

As a unit the Rebels put up 554 of total offense, the most of any Ole Miss team in any bowl game, and also broke the previous record for points in a bowl game.

OKLAHOMA STATE	3	3	7	7	—	20
OLE MISS	10	24	7	7	—	48

SCORING

- OSU — Grogan 26 yd FG 4:52 - 1Q
- OM — Wunderlich 34 yd FG 2:15 - 1Q
- OM — Core, 31 pass from Kelly (Wunderlich kick) 00:20 - 1Q
- OM — Treadwell 34 pass from Kelly (Wunderlich kick) 11:28 - 2Q
- OM — Treadwell 10 pass from Kelly (Wunderlich kick) 6:58 - 2Q
- OM — Wunderlich 38 FG 3:39 - 2Q
- OSU — Grogan 31 yd FG 1:22 - 2Q
- OM — Tunsil 2 run (Wunderlich kick) 00:00 - 2Q
- OM — Wilkins 36 run (Wunderlich kick) 4:26 - 3Q
- OSU — Walsh 2 run (Grogan kick) 1:11 - 3Q
- OM — Treadwell 14 pass from Kelly (Wunderlich kick) 13:04 - 4Q
- OSU — Walsh 8 run (Grogan kick) 3:03- 4Q

ATTENDANCE — 72,117

TEAM STATISTICS

	OSU	OM
First Downs	20	28
Rushing (Net)	63	207
Passing (Net)	303	347
Total Offense	366	554
Passing C-A-I	27-45-0	22-35-1
Punts-Avg.	7-38.1	4-45.8
Fumbles-Lost	0-0	0-0
Penalties-Yards	6-44	5-55
Time of Possession	25:00	35:00

INDIVIDUAL LEADERS

- Rushing
 - OSU — J.W. Walsh, 10-74 (2 TD)
 - OM — C. Kelly, 10-73 (0 TD)
- Passing
 - OSU — M. Rudolph, 18-31-0-179 (0 TD)
 - OM — C. Kelly, 21-33-1-302 (4 TD)
- Receiving
 - OSU — M. Ateman, 5-70 (0 TD)
 - OM — E. Ingram, 6-96 (0 TD)



2021 OUTBACK BOWL

Ole Miss 26
Indiana 20



Matt Corral

In a season filled with uncertainty, fireworks, heartbreak and adversity, the Ole Miss Rebels restored their rich tradition of postseason football, earning their first bowl bid in five years.

Lane Kiffin's squad made the most of it, putting together a valiant effort in Raymond James Stadium to knock off the No. 7 ranked Indiana Hoosiers 26-20 in the 2021 Outback Bowl, concluding the 2020 football season with their

first bowl win since the 2016 Sugar Bowl.

Down four key playmakers on offense, the Rebels totaled 493 yards of total offense against one of the nation's top defenses. Matt Corral completed 30 of 44 passes for 342 yards and two scores through the air. He became the fifth in school history to eclipse the 3,000 yard mark and tied Eli Manning for third in school history with 29 touchdown passes single season.

OLE MISS	6	7	7	6	—	26
INDIANA	3	0	3	14	—	20

SCORING

- OM - Logan 26 yd FG 12:56 - 1Q
- IND - Campbell 50 yd FG 2:47 - 1Q
- OM - Logan 24 yd FG 0:23 - 1Q
- OM - Kelly 5 yd pass from Corral (Logan kick) 7:17 - 2Q
- IND - Campbell 53 yd FG 12:53 - 3Q
- OM - Conner 4 yd run 9:20 - 3Q
- IND - Scott 3 yd run 14:56 - 4Q
- IND - Scott 2 yd run 5:58 - 4Q
- OM - Drummond 3 yd pass from Corral 4:12 - 4Q

ATTENDANCE — 11,025

TEAM STATISTICS

	OM	IND
First Downs	27	26
Rushing (Net)	147	168
Passing (Net)	346	201
Total Offense	493	369
Passing C-A-I	31-45-0	26-45-1
Punts-Avg.	3-48.3	3-55.0
Fumbles-Lost	1-0	1-1
Penalties-Yards	8-79	5-50
Time of Possession	24:19	35:41

INDIVIDUAL LEADERS

- Rushing
 - OM — H. Parrish, 17-66 (0 TD)
 - IND — S. Scott, 19-100 (2 TD)
- Passing
 - OM — M. Corral, 30-44-0-342 (2 TD)
 - IND — J. Tuttle, 26-45-1-201 (0 TD)
- Receiving
 - OM — D. Drummond, 6-110 (1 TD)
 - C. Kelly, 6-49 (1 TD)
 - J. Plumlee, 5-73 (0 TD)
 - IND — W. Philyor 18-81 (0 TD)



2022 SUGAR BOWL

Baylor 21
Ole Miss 7



Luke Altmeyer

The Ole Miss football team refused to quit in the face of adversity after losing their leader early in the Allstate Sugar Bowl game. In the end, the Baylor Bears used a late surge to knock off the Rebels 21-7 inside the Caesars Superdome.

After being thrust into relief after an injury to Matt Corral, Luke Altmeyer completed 15 of 29 passes for 174 yards and threw a second half touchdown pass to Braylon

Sanders. Unfortunately, that was the lone Rebel score of the day in the defeat.

The Rebel defense, led by Chance Campbell's team-high 10 tackles, kept Ole Miss in it. The Bears didn't record their first points on offense until the fourth quarter, but two late touchdowns by the Baylor attack sealed the fate of the shorthanded Rebels in New Orleans.

BAYLOR	0	7	0	14	—	21
OLE MISS	0	0	7	0	—	7

SCORING

- BU - Walcott 96 yd INT return 10:16 - 2Q
- OM - Sanders 47 yd pass from Altmeyer (Nation kick) 9:13 - 3Q
- BU - Baldwin 48 yd run (Hankins kick) 11:14 - 4Q
- BU - Thornton 2 yd pass from Bohanon (Hankins kick) 7:24 - 4Q

ATTENDANCE — 66,479

TEAM STATISTICS

	BU	OM
First Downs	12	20
Rushing (Net)	279	138
Passing (Net)	40	184
Total Offense	319	322
Passing C-A-I	7-17-1	17-34-3
Punts-Avg.	6-36.0	5-47.6
Fumbles-Lost	0-0	0-0
Penalties-Yards	5-55	7-49
Time of Possession	28:24	31:36

INDIVIDUAL LEADERS

- Rushing
 - BU — A. Smith, 25-172 (0 TD)
 - OM — J. Ealy, 12-65 (0 TD)
- Passing
 - BU — G. Bohanon, 7-17-1-40 (1 TD)
 - OM — L. Altmeyer, 15-28-2-174 (1 TD)
- Receiving
 - BU — D. Estrada, 2-14 (0 TD)
 - OM — D. Drummond, 6-110 (1 TD)



2022 TEXAS BOWL

Texas Tech 42
Ole Miss 25



Jaxson Dart

Ole Miss battled to the very end but were unable to overcome five turnovers as their comeback bid fell short in a 42-25 TaxAct Texas Bowl defeat to Texas Tech.

The Rebels outgained Texas Tech 558-484, setting a new school record for total yards in a bowl game, but went 2-7 on fourth-down attempts to finish their 2022 campaign 8-5.

Quarterback Jaxson Dart fueled the offense, breaking the Ole Miss

records for total offense (427 yards) and passing (361 yards) in a bowl game while scoring twice through the air and once on the ground. Tavius Robinson helped keep the Rebels in the game on defense, forcing two fumbles with a sack on the evening.

TEXAS TECH	10	16	0	16	—	42
OLE MISS	7	0	6	12	—	25

SCORING

- TT - Shough 2 yd run (Wolff kick) 6:43 - 1Q
- OM - Evans 8 yd run (Cruz kick) 5:26 - 1Q
- TT - Wolff 42 yd FG 3:23 - 1Q
- TT - Shough 2 yd run (Wolff kick) 6:59 - 2Q
- TT - Wolff 32 yd FG 2:13 - 2Q
- TT - Bradley 12 yd pass from Shough 0:28 - 2Q
- OM - Watkins 11 yd pass from Dart 9:08 - 3Q
- TT - Thompson 1 yd run 13:20 - 4Q
- TT - Wolff 26 yd FG 9:36 - 4Q
- OM - Dart 9 yd run 7:35 - 4Q
- OM - Heath 19 yd pass from Dart 3:10 - 4Q
- TT - Fouonji 44 yd kickoff return (Wolff kick) 3:03 - 4Q

ATTENDANCE — 53,251

TEAM STATISTICS

	TT	OM
First Downs	27	27
Rushing (Net)	242	197
Passing (Net)	242	361
Total Offense	484	558
Passing C-A-I	24-40-1	25-41-3
Punts-Avg.	1-38.0	1-43.0
Fumbles-Lost	3-2	2-2
Penalties-Yards	3-15	8-86
Time of Possession	33:24	26:36

INDIVIDUAL LEADERS

- Rushing
 - OM — Q. Judkins, 23-91 (0 TD)
 - TT — T. Shough, 25-111 (2 TD)
- Passing
 - OM — J. Dart, 25-41-3-361 (2 TD)
 - TT — T. Shough, 24-39-1-242 (1 TD)
- Receiving
 - OM — M. Heath, 8-137 (1 TD)
 - TT — L. Fouonji, 7-100 (0 TD)

ALL-TIME SERIES

Opponents	First Game	Last Game	Total Gms	Record	OM Pts	Opp Pts
Air Force	1983	1992	3	2-1-0	58	38
#Alabama	1894	2022	66	10-54-2	910	2192
UAB	2009	2009	1	1-0-0	48	13
#Arkansas	1908	2022	67	29-37-1	1266	1444
Arkansas State (1)	1914	2004	23	20-1-2	683	236
#Auburn	1928	2022	46	11-35-0	932	1,131
Austin Peay	2021	2021	1	1-0-0	54	17
Baylor	1975	2022	2	0-2-0	17	41
Bethel	1923	1923	1	1-0-0	14	6
Birmingham	1920	1933	4	3-1-0	30	27
#Boise State	2014	2014	0	0-0-0	35	13
Boston College	1948	1951	4	3-0-1	145	45
BYU	2011	2011	1	0-1-0	13	14
Cal	2017	2019	2	0-2-0	36	55
Camp Benning	1922	1923	2	1-1-0	32	21
Castle Heights	1912	1912	1	1-0-0	1	0
Catholic University	1936	1936	2	1-1-0	33	20
Centenary	1932	1939	7	4-3-0	129	54
#Central Arkansas	2012	2022	1	1-0-0	108	30
Central Florida	1997	1997	1	1-0-0	24	23
Central University	1899	1899	1	1-0-0	13	6
Centre	1922	1935	2	1-1-0	26	55
Chicago	1930	1930	1	0-0-1	0	0
Citadel	2005	2005	1	1-0-0	27	7
Clemson	1928	1933	2	2-0-0	39	7
College of the Ozarks	1927	1927	1	1-0-0	58	0
Cumberland	1902	1913	3	2-1-0	45	18
Drake	1926	1926	1	0-1-0	15	33
Duquesne	1940	1940	1	1-0-0	14	6
Florida	1926	2020	25	12-12-1	372	503
Florida State	1961	2016	2	1-1-0	67	45
#Fresno State	2010	2015	1	1-0-0	166	87
George Washington	1936	1938	3	2-0-1	52	6
Georgetown	1941	1942	2	0-2-0	12	30
#Georgia	1940	2016	45	12-32-1	755	1157
#Georgia Southern	2016	2016	0	0-0-0	37	27
Georgia Tech	1946	2022	5	3-2-0	112	83
Hardin-Simmons	1957	1958	2	2-0-0	58	7
Havana	1921	1921	1	0-1-0	0	14
Henderson Brown	1909	1911	2	1-0-1	36	23
Hendrix	1913	1927	5	3-1-1	112	22
Holy Cross	1940	1941	2	2-0-0	55	7
Houston	1952	1970	18	15-3-0	431	157
#Idaho	2013	2013	0	0-0-0	59	14
Idaho State	1996	1996	1	1-0-0	38	14
Indiana	2020	2020	1	1-0-0	26	20
Indiana State	1995	1995	1	1-0-0	56	10
Jackson AAB	1944	1944	1	0-1-0	0	10
Jacksonville State	2010	2010	1	0-1-0	48	49
Kent State	2018	2018	1	1-0-0	38	17
#Kentucky	1944	2022	44	29-14-1	924	766
Liberty	2021	2021	1	1-0-0	27	14
Long Beach State	1971	1971	1	1-0-0	29	13
#Louisiana (9)	1986	2017	3	3-0-0	194	92
Louisiana Tech (2)	1911	2011	10	8-2-0	171	76
Louisville	2021	2021	1	1-0-0	43	24
Loyola, Chicago	1926	1927	2	1-1-0	19	14
Loyola, (N.O.)	1928	1936	3	2-1-0	74	58
#LSU	1894	2022	110	41-65-4	1831	2423
Marquette	1931	1941	5	2-3-0	32	85
Marshall	1997	1997	1	1-0-0	34	31
Maryland	1952	1953	2	1-1-0	21	52
Maryville	1906	1906	1	1-0-0	16	6
Memphis A.C.	1893	1895	3	3-0-0	30	0
Memphis H.S.	1910	1912	3	3-0-0	86	0
Memphis U.S.	1901	1909	4	4-0-0	96	0
Memphis Med. Cl.	1903	1912	6	6-0-0	167	6
#Memphis (3)	1921	2019	61	47-12-2	1818	734
Mercer	1911	1911	1	1-0-0	34	0
Miami (Fla.)	1936	1951	3	2-1-0	42	27
Michigan	1991	1991	1	0-1-0	3	35
Middle Tennessee	2001	2001	1	1-0-0	45	17
Millsaps	1921	1935	5	5-0-0	116	7
Minnesota	1932	1932	1	0-1-0	0	26

Opponents	First Game	Last Game	Total Gms	Record	OM Pts	Opp Pts
Mississippi College	1908	1925	13	8-4-1	195	163
#Mississippi State (4)	1901	2022	117	64-47-6	2119	1861
Missouri	1973	2019	8	1-7-0	100	229
Missouri Normal	1907	1908	2	1-1-0	23	12
Murray State	2001	2001	1	1-0-0	49	14
Nashville	1899	1904	2	1-1-0	12	16
Navy	1955	1955	1	0-1-0	0	21
Nebraska	2002	2002	1	1-0-0	27	23
UNLV	2000	2000	1	1-0-0	43	40
New Mexico State	2015	2019	2	2-0-0	93	6
North Texas State	1953	1956	4	4-0-0	153	19
Northern Arizona	2009	2009	1	1-0-0	38	14
Northern Illinois	1993	1993	1	1-0-0	44	0
Northwestern State	2006	2007	2	2-0-0	65	38
Notre Dame	1977	1985	2	1-1-0	34	50
Ohio	1991	1991	1	1-0-0	38	14
Oklahoma	1999	1999	1	1-0-0	27	25
Oklahoma State	2004	2015	3	3-0-0	100	55
Ouachita	1913	1937	3	1-1-1	46	7
Payne Field (West Pt., Miss.)	1918	1918	1	0-1-0	0	6
#Pittsburgh	2012	2012	0	0-0-0	38	17
#Presbyterian	2014	2014	0	0-0-0	48	0
Purdue	1929	1929	1	0-1-0	7	27
Rice	1961	1961	1	1-0-0	14	6
Samford (8)	1932	2008	3	2-1-0	66	23
Sewanee	1899	1938	15	6-8-1	216	253
South Alabama	2017	2017	1	1-0-0	47	27
South Carolina	1947	2020	17	9-8-0	442	360
#Southeast Missouri	2013	2013	0	0-0-0	31	13
Southeastern Louisiana	2009	2019	2	2-0-0	92	35
Southern A.C. (New Orleans)	1893	1894	2	1-1-0	6	24
#Southern Illinois	1994	2018	2	2-0-0	177	68
SMU	1929	1998	3	2-1-0	71	108
Southern Miss (5)	1913	1984	24	18-6-0	599	287
Southwestern (6)	1908	1941	23	20-1-2	592	88
So. West (Texas)	1914	1914	1	0-1-0	0	18
St. Louis Univ.	1923	1939	5	4-1-0	101	47
St. Thomas Hall (Holly Springs)	1894	1898	4	4-0-0	109	2
Tampa	1963	1971	3	3-0-0	105	27
Temple	1936	1937	2	0-1-1	7	12
#Tennessee	1902	2021	65	20-44-1	968	1521
UT-Chattanooga	1945	1993	15	14-1-0	599	118
Tennessee Doctors	1921	1922	2	0-2-0	6	56
#Texas	1912	2013	7	1-6-0	142	271
#Texas A&M	1911	2022	12	3-9-0	304	323
TCU	1948	2014	7	5-2-0	123	120
Texas Tech	1986	2022	7	4-3-0	247	229
Transylvania	1916	1916	1	0-1-0	3	13
Trinity (Texas)	1957	1958	2	2-0-0	65	0
#Troy	2013	2022	1	1-0-0	79	31
#Tulane	1893	2021	70	42-28-0	1396	976
Tulsa	1932	2022	4	1-3-0	42	114
ULM	2002	2018	4	4-0-0	219	38
Union (7)	1893	1940	15	14-0-1	647	12
#UTEP	1967	2012	1	0-1-0	35	24
UT Martin	2015	2017	2	2-0-0	121	26
#Vanderbilt	1894	2022	95	53-40-2	1989	1790
Villanova	1954	1973	2	2-0-0	76	6
Virginia Meds.	1913	1913	1	1-0-0	7	6
Virginia Tech	1913	1968	2	1-1-0	48	52
VMI	1913	1996	2	1-1-0	31	21
Wake Forest	2006	2008	2	0-2-0	31	57
West Virginia	2000	2000	1	0-1-0	38	49
Western Kentucky	1931	1942	2	2-0-0	52	12
#Wofford	2016	2016	0	0-0-0	38	13
Wyoming	2004	2005	2	0-2-0	46	61

LEGEND: Original Names— 1—Arkansas A&M; 2—Louisiana Industrial Institute; 3—West Tennessee St. Normal, West Tennessee St. Teachers College; Memphis St.; 4—Mississippi A&M; 5—Mississippi St. Normal, Mississippi St. Teachers' College; 6—Southwestern Presbyterian University (S.P.U.); 7—Southwest Baptist University (SWBU); 8—Howard College; 9—Southwestern Louisiana, Louisiana-Lafayette; 10—North Texas State; #—Series after games vacated or forfeited due to NCAA rulings



1893 — Won 4, Lost 1

	OM	Opp
Nov. 11 *SWBU, Oxford	56	0
Nov. 18 Memphis A.C., Memphis	16	0
Nov. 25 *SWBU, Jackson, Tenn.	36	0
Nov. 30 So A.C., New Orleans	0	24
Dec. 2 Tulane, New Orleans	12	4
TOTAL POINTS:	120	28

COACH: Dr. A.L. Bondurant
CAPTAIN: Alfred H. Roudebush, LE
*Known from 1908 as Union University

1894 — Won 6, Lost 1

	OM	Opp
Oct. 20 St. Thomas Hall, Oxford	62	0
Oct. 27 Alabama, Jackson	6	0
Nov. 10 Vanderbilt, Nashville	0	40
Nov. 12 %Cumberland, Lebanon	-	-
Nov. 17 Memphis A.C., Memphis	12	0
Nov. 29 Tulane, New Orleans	8	2
Dec. 1 So. A.C., New Orleans	16	0
Dec. 3 LSU, Baton Rouge	26	6
TOTAL POINTS:	120	48

COACH: C.D. Clark
CAPTAIN: Wm. Henry Cook, FB
%Game cancelled †Forfeit

1895 — Won 2, Lost 1

	OM	Opp
Oct. 12 St. Thomas Hall, Oxford	18	0
Nov. 23 Memphis A.C., Memphis	2	0
Tulane, New Orleans	4	28
Dec. 9 %LSU, Oxford	-	-
TOTAL POINTS:	24	28

COACH: H.L. Fairbanks
CAPTAIN: Ewell D. Scales, LHB
%Game cancelled

1896 — Won 1, Lost 2

	OM	Opp
St. Thomas Hall, Oxford	20	0
Nov. 13 LSU, Vicksburg	4	12
Nov. 26 Tulane, New Orleans	0	10
TOTAL POINTS:	24	22

COACH: J.W. Hollister
CAPTAIN: George D. McLean

1897
No Team Due to Yellow Fever Epidemic
COACH: None

1898 — Won 1, Lost 1

	OM	Opp
Dec. 12 Tulane, New Orleans	9	14
Dec. 17 St. Thomas Hall, Oxford	9	2
TOTAL POINTS:	18	16

COACH: T.G. Scarbrough
CAPTAIN: Eugene Campbell, RG

1899 — Won 3, Lost 4

	OM	Opp
Oct. 27 *Central U., Memphis	13	6
Oct. 28 U. of Nashville, Oxford	0	11
Nov. 1 LSU, Meridian	11	0
Nov. 4 Vanderbilt, Memphis	0	11
Nov. 12 Sewanee, Memphis	0	12
Nov. 24 Alabama, Jackson	5	7
Nov. 30 Tulane, New Orleans	15	0
TOTAL POINTS:	44	47

COACH: W.H. Lyon
CAPTAIN: Wm. D. Myers, FB
*Merged with Centre College in 1901

1900 — Won 0, Lost 3

	OM	Opp
Oct. 6 Vanderbilt, Nashville	0	6
Oct. 26 Alabama, Tuscaloosa	5	12
Nov. 29 Tulane, New Orleans	0	12
TOTAL POINTS:	5	30

COACH: Z.N. Estes, Jr
CAPTAIN: Wm. D. Myers, FB

1901 — Won 2, Lost 4

	OM	Opp
Oct. 12 %CBC, Oxford	-	-
Oct. 19 Mem. U. School, Oxford	6	0
Oct. 26 Alabama, Tuscaloosa	0	41
Oct. 28 *Miss. A&M, Starkville	0	17
Nov. 2 ^SWBU, Oxford	17	0
Nov. 8 LSU, Baton Rouge	0	46
Nov. 28 Tulane, New Orleans	11	25
TOTAL POINTS:	34	129

COACHES: William Sibley; Daniel S. Martin
CAPTAIN: F.W. Elmer, RE
%Game cancelled *Known from 1932 as Mississippi St.
^Known from 1908 as Union University

1902 — Won 4, Lost 3

	OM	Opp
Oct. 11 Vanderbilt, Nashville	0	29
Oct. 18 Cumberland, Oxford	38	0
Oct. 25 Miss. A&M, Starkville	21	0
Nov. 1 Mem. U. School, Oxford	42	0
Nov. 8 LSU, New Orleans	0	6
Nov. 15 Tennessee, Memphis	10	11
Nov. 27 Tulane, New Orleans	10	0
TOTAL POINTS:	121	46

COACH: D.S. Martin
CAPTAIN: John M. Foster, RHB

1903 — Won 2, Lost 1, Tied 1

	OM	Opp
Oct. 24 Vanderbilt, Nashville	0	33
Nov. 7 *Mem. Med. Col., Memphis	17	0
Nov. 14 Miss. A&M, Oxford	6	6
Nov. 21 LSU, New Orleans	11	0
TOTAL POINTS:	90	39

COACH: Mike Harvey
CAPTAIN: F.W. Elmer, RHB
*The Memphis Medical Hospital College, until January, 1913, when it became the University of Tennessee School of Medicine

1904 — Won 4, Lost 3

	OM	Opp
Oct. 15 Vanderbilt, Nashville	0	69
Oct. 22 Miss A&M, Columbus	17	5
Oct. 29 SWBU, Oxford	114	0
Nov. 5 LSU, Baton Rouge	0	5
Nov. 12 Mem. Med. Col., Jackson	42	0
Nov. 19 ^U. of Nashville, Memphis	12	5
Nov. 24 Tulane, New Orleans	0	22
TOTAL POINTS:	185	106

COACH: Mike Harvey
CAPTAIN: Allen P. Dodd, LT
*Now George Peabody College, a part of Vanderbilt University

1905 — Won 0, Lost 2

	OM	Opp
Nov. 20 Cumberland, Oxford	0	18
Nov. 30 Miss. A&M, Jackson	0	11
TOTAL POINTS:	0	29

COACH: None
CAPTAIN: Allen P. Todd, LT

1906 — Won 4, Lost 2

	OM	Opp
Oct. 4 Maryville, Oxford	16	6
Oct. 13 Vanderbilt, Nashville	0	29
Oct. 20 LSU, Baton Rouge	9	0
Oct. 27 %Tennessee, Memphis	0	-
Nov. 3 Tulane, New Orleans	17	0
Nov. 12 Sewanee, Memphis	0	24
Nov. 17 %Arkansas, Little Rock	-	-
Nov. 29 Miss. A&M, Jackson	29	5
TOTAL POINTS:	71	64

COACH: Tom S. Hammond
CAPTAIN: Cleveland P. Huggins, FB
%Game cancelled

1907 — Won 0, Lost 6

	OM	Opp
Oct. 2 %SWBU, Oxford	-	-
Oct. 12 Alabama, Columbus	0	20
Oct. 19 Missouri Normal, Oxford	6	12
Oct. 26 Sewanee, Memphis	0	65
Nov. 9 Vanderbilt, Memphis	0	60
Nov. 16 LSU, Jackson	0	23
Nov. 28 Miss. A&M, Jackson	0	15
TOTAL POINTS:	6	195

COACH: Frank Mason
CAPTAIN: Andrew Wood, RE
%Game cancelled

1908 — Won 3, Lost 5

	OM	Opp
Oct. 3 Mem. U. School, Oxford	30	0
Oct. 10 Arkansas, Fayetteville	0	33
Oct. 17 Missouri Normal, Memphis	17	0
Oct. 24 Vanderbilt, Nashville	0	29
Oct. 29 Miss. College, Jackson	41	0
Oct. 31 Tulane, New Orleans	0	10
Nov. 10 *SPU, Oxford	5	9
Nov. 26 Miss. A&M, Jackson	6	44
TOTAL POINTS:	99	125

COACH: Frank Kyle
CAPTAIN: Ike C. Knox, RHB
*Known as Southwestern (Memphis) from 1925

1909 — Won 4, Lost 3, Tied 2

	OM	Opp
Oct. 2 Mem. U. School, Oxford	18	0
Oct. 5 Mem. Med. Col., Oxford	15	0
Oct. 9 LSU, Baton Rouge	0	10
Oct. 16 Tulane, New Orleans	0	5
Oct. 23 Alabama, Jackson	0	0
Oct. 30 Vanderbilt, Nashville	0	17
Nov. 13 Henderson-Brown, Arkadelphia	12	12
Nov. 18 Union, Oxford	45	0
Nov. 25 Miss. A&M, Jackson	9	5
TOTAL POINTS:	99	49

COACH: Dr. Nathan P. Stauffer
CAPTAIN: W.C. Trotter, LHB

1910 — Won 7, Lost 1

	OM	Opp
Oct. 1 Memphis H.S., Oxford	10	0
Oct. 5 Mem. Med. Col., Oxford	2	0
Oct. 13 Tulane, New Orleans	16	0
Oct. 21 Miss. College, Clinton	24	0
Oct. 29 Vanderbilt, Nashville	2	9
Nov. 5 Alabama, Greenville	16	0
Nov. 12 Mem. Med. Col., Memphis	44	0
Nov. 24 Miss. A&M, Jackson	30	0
TOTAL POINTS:	144	9

COACH: Dr. Nathan P. Stauffer
CAPTAIN: John W. McCall, RHB

1911 — Won 6, Lost 3

	OM	Opp
Sept. 30 +Memphis H.S., Oxford	42	0
Oct. 5 SPU, Oxford	41	0
Oct. 13 *Louisiana I.I., Oxford	15	0
Oct. 24 Henderson-Brown, Arkadelphia	24	11
Oct. 27 Texas A&M, College Station	0	17
Oct. 30 Miss. College, Jackson	28	0
Nov. 4 Mercer, Macon, Ga.	34	0
Nov. 18 Vanderbilt, Nashville	0	21
Nov. 30 Miss. A&M, Jackson	0	6
TOTAL POINTS:	184	55

COACH: Dr. Nathan P. Stauffer
CAPTAIN: Steve F. Mitchell, LHB
+First Sept. Date *Known now as La. Tech

1912 — Won 5, Lost 3

	OM	Opp
Oct. 5 *Memphis H.S., Oxford	34	0
Oct. 12 Castle Heights, Oxford	11	0
Oct. 19 LSU, Baton Rouge	10	7
Oct. 26 Vanderbilt, Nashville	0	24
Nov. 1 Miss. College, Oxford	12	0
Nov. 9 Alabama, Tuscaloosa	9	10
Nov. 13 Texas, Austin	14	53
Nov. 16 Mem. Med. Col., Memphis	47	6
TOTAL POINTS:	127	100

COACH: Leo Detray
CAPTAIN: J.C. (Red) Adams, C
*Known from 1913 as Central High School

1913 — Won 6, Lost 3, Tied 1

	OM	Opp
Oct. 8 VMI, Lexington, Va.	0	14
Oct. 11 VPI, Blacksburg, Va.	14	35
Oct. 15 Virginia Meds., Richmond	7	6
Oct. 23 Union, Oxford	46	0
Nov. 1 Louisiana I.I., Oxford	26	0
Nov. 7 Hendrix, Conway, Ark.	6	8
Nov. 15 Arkansas, Little Rock	21	10
Nov. 22 Cumberland, Memphis	7	0
Nov. 27 *Miss. Normal, Hattiesburg	13	7
Nov. 27 +Oauchita, Arkadelphia	0	0
TOTAL POINTS:	140	80

COACH: William Driver
CAPTAIN: E. Forrest McCall, E
*Known now as Southern Mississippi
+Correct date

1914 — Won 5, Lost 4, Tied 1

	OM	Opp
Oct. 3 *Arkansas Aggies, Oxford	20	0
Oct. 10 SPU, Oxford	14	0
Oct. 17 LSU, Baton Rouge	21	0
Oct. 28 Miss. College, Jackson	7	7
Oct. 31 Oauchita, Memphis	0	7
Nov. 7 Tulane, New Orleans	21	6
Nov. 13 Arkansas, Little Rock	13	7
Nov. 17 Texas, Austin	7	66
Nov. 20 Southwestern, Georgetown, Texas	0	18
Nov. 26 Texas A&M, Beaumont	7	14
TOTAL POINTS:	110	125

COACH: William Driver
CAPTAIN: Frank W. Smythe, LE
*Known now as Arkansas State

1915 — Won 2, Lost 6

	OM	Opp
Oct. 1 Arkansas Aggies, Oxford	0	10
Oct. 8 SPU, Oxford	13	6
Oct. 15 LSU, Oxford	0	28
Oct. 23 Vanderbilt, Memphis	0	91
Oct. 30 Hendrix, Oxford	32	7
Nov. 6 Miss. A&M, Tupelo	0	65
Nov. 13 Miss. College, Jackson	6	74
Nov. 20 %Arkansas, Little Rock	-	-
Nov. 25 Alabama, Birmingham	0	53
TOTAL POINTS:	51	334

COACH: Fred Robbins
CAPTAIN: J.H. (Pop) Harris, T
%Game cancelled

1916 — Won 3, Lost 6

	OM	Opp
Sept. 30 Union, Oxford	30	0
Oct. 7 Arkansas Aggies, Oxford	20	0
Oct. 14 Hendrix, Oxford	61	0
Oct. 21 Vanderbilt, Nashville	0	35
Oct. 28 Alabama, Tuscaloosa	0	27
Nov. 3 Miss. A&M, Tupelo	0	36
Nov. 11 Transylvania, Lexington, Ky.	3	13
Nov. 18 LSU, Baton Rouge	0	41
Nov. 30 Miss. College, Jackson	14	36
TOTAL POINTS:	128	188

COACH: Fred Robbins
CAPTAIN: C. Allen Anderson, C

1917 — Won 1, Lost 4, Tied 1

	OM	Opp
Oct. 6 Arkansas Aggies, Oxford	0	0
Oct. 13 LSU, Oxford	7	52
Oct. 27 Alabama, Tuscaloosa	0	54
Nov. 3 Miss. A&M, Tupelo	14	41
Nov. 10 Sewanee, Sewanee, Tenn.	7	69
Nov. 29 Miss. College, Jackson	21	0
TOTAL POINTS:	49	216

COACH: C.R. (Dudy) Noble
CAPTAIN: Roy Bridges, QB

1918 — Won 1, Lost 3

	OM	Opp
Nov. 9 Payne Field, West Point, Miss.	0	6
Nov. 16 Union, Oxford	39	0
Nov. 28 Miss. A&M, Starkville	0	34
Dec. 7 Miss. A&M, Oxford	0	13
TOTAL POINTS:	39	53

COACH: C.R. (Dudy) Noble
CAPTAIN: Edward H. Ray, HB

1919 — Won 4, Lost 4

	OM	Opp
Oct. 4 Arkansas Aggies, Oxford	32	0
Oct. 11 Alabama, Tuscaloosa	0	49
Oct. 18 LSU, Baton Rouge	0	12
Oct. 25 Tulane, New Orleans	12	27
Oct. 31 Union, Oxford	25	6
Nov. 8 Miss. A&M, Clarksdale	0	33
Nov. 15 SPU, Oxford	30	0
Nov. 27 Miss. College, Jackson	6	0
TOTAL POINTS:	105	127

COACH: R. L. Sullivan
CAPTAIN: Edmund Cowart, E

1920 — Won 4, Lost 3

	OM	Opp
Oct. 2 Arkansas Aggies, Oxford	33	0
Oct. 9 Miss. Normal, Hattiesburg	54	0
Oct. 16 Birmingham-So., B'ham, Ala.	6	27
Oct. 23 Tulane, New Orleans	0	32
Oct. 29 Union, Oxford	86	0
Nov. 6 Miss. A&M, Greenwood	0	20
Nov. 12 SPU, Oxford	38	6
TOTAL POINTS:	217	85

COACH: R.L. Sullivan
CAPTAIN: Rufus Creekmore, C

1921 — Won 3, Lost 6

	OM	Opp
Oct. 1 *W. Tenn. Normal, Oxford	82	0
Oct. 8 Tulane, New Orleans	0	26
Oct. 15 Millsaps, Oxford	49	0
Oct. 22 SPU, Oxford	35	0
Oct. 28 Miss. A&M, Greenwood	0	21
Nov. 5 Miss. College, Vicksburg	7	27
Nov. 12 LSU, Baton Rouge	0	21
Nov. 19 Tenn. Doctors, Memphis	6	24
Dec. 31 U. of Havana, Havana, Cuba	0	14
TOTAL POINTS:	179	133

COACH: R.L. Sullivan
CAPTAIN: Howard D. Robinson, FB
*Known now as University of Memphis

HISTORY & RECORDS

1922 — Won 4, Lost 5, Tied 1

	OM	Opp
Sept. 30 Union, Oxford	0	0
Oct. 7 Centre, Danville, Ky.	0	55
Oct. 14 SPU, Oxford	23	0
Oct. 21 Miss. A&M, Jackson	13	19
Oct. 28 Tennessee, Knoxville	0	49
Nov. 4 Birmingham-So., Oxford	6	0
Nov. 11 Hendrix, Oxford	13	7
Nov. 18 Tenn. Doctors, Memphis	0	32
Nov. 25 Camp Benning, Columbus, Ga.	13	14
Nov. 30 Millsaps, Jackson	19	7
TOTAL POINTS:	87	183

COACH: R.A. Cowell

CAPTAIN: Calvin C. Barbour Jr., QB

1923 — Won 4, Lost 6

	OM	Opp
Sept. 29 Bethel College, Oxford	14	6
Oct. 6 Alabama, Tuscaloosa	0	56
Oct. 13 SPU, Oxford	33	0
Oct. 20 Miss. A&M, Jackson	6	13
Oct. 27 St. Louis U., St. Louis	3	28
Nov. 3 Birmingham-So., Oxford	6	0
Nov. 10 Miss. College, Meridian	0	6
Nov. 17 Tulane, New Orleans	0	19
Nov. 24 Tennessee, Knoxville	0	10
Nov. 31 Camp Benning, Columbus, Ga.	19	7
TOTAL POINTS:	81	145

COACH: R.A. Cowell

CAPTAIN: John T. Montgomery, HB

1924 — Won 4, Lost 5

	OM	Opp
Oct. 4 Arkansas Aggies, Oxford	10	7
Oct. 11 SPU, Oxford	7	0
Oct. 18 Miss. A&M, Jackson	0	20
Oct. 25 Arkansas, Little Rock	0	20
Nov. 1 Alabama, Montgomery	0	61
Nov. 8 Sewanee, Memphis	0	21
Nov. 15 Furman, Greenville, S.C.	2	7
Nov. 22 Miss. College, Oxford (HC)	10	6
Nov. 27 Millsaps, Jackson	7	0
TOTAL POINTS:	36	142

COACH: Chester Barnard

CAPTAIN: Claude Smithson, HB

1925 — Won 5, Lost 5

	OM	Opp
Sept. 26 Arkansas Aggies, Oxford	53	0
Oct. 3 Texas, Austin	0	25
Oct. 10 Tulane, New Orleans	7	26
Oct. 17 Union, Oxford	7	6
Oct. 24 Miss. A&M, Jackson	0	6
Oct. 31 Vanderbilt, Nashville	0	7
Nov. 7 Sewanee, Chattanooga	9	10
Nov. 14 Miss. College, Clinton	19	7
Nov. 21 Southwestern, Oxford (HC)	31	0
Nov. 26 Millsaps, Jackson	21	0
TOTAL POINTS:	147	87

COACH: Homer Hazel

CAPTAIN: John (Bat) Mustin, HB

1926 — Won 5, Lost 4

	OM	Opp
Sept. 25 Arkansas Aggies, Oxford	28	0
Oct. 2 Arkansas, Fayetteville	6	21
Oct. 9 Florida, Gainesville	12	7
Oct. 16 *Loyola, Oxford (HC)	13	7
Oct. 23 Drake, Des Moines, Iowa	15	33
Oct. 30 Tulane, New Orleans	0	6
Nov. 6 Southwestern, Memphis	32	27
Nov. 13 LSU, Baton Rouge	0	3
Nov. 25 Miss. A&M, Starkville	7	6
TOTAL POINTS:	113	110

COACH: Homer Hazel

CAPTAIN: Webster Burke, C

*Loyola of Chicago

1927 — Won 5, Lost 3, Tied 1

	OM	Opp
Sept. 24 College of the Ozarks, Oxford	58	0
Oct. 1 Tulane, New Orleans	7	19
Oct. 7 Hendrix, Oxford	0	0
Oct. 15 Tennessee, Knoxville	7	21
Oct. 22 Southwestern, Memphis	39	0
Oct. 29 Sewanee, Sewanee, Tenn.	28	14
Nov. 5 LSU, Oxford (HC)	12	7
Nov. 11 *Loyola, Jackson	6	7
Nov. 24 Miss. A&M, Oxford	20	12
TOTAL POINTS:	177	80

COACH: Homer Hazel

CAPTAIN: Austin Applewhite, E

*Loyola of Chicago

1928 — Won 5, Lost 4

	OM	Opp
Sept. 29 Arkansas, Oxford	25	0
Oct. 6 Alabama, Tuscaloosa	0	27
Oct. 13 Tennessee, Knoxville	12	13
Oct. 20 Auburn, Birmingham	19	0
Oct. 27 *Loyola, New Orleans	14	34
Nov. 3 Clemson, Oxford (HC)	26	7
Nov. 10 LSU, Baton Rouge	6	19
Nov. 17 Southwestern, Memphis	34	2
Nov. 29 Miss. A&M, Starkville	20	19
TOTAL POINTS:	156	121

COACH: Homer Hazel

CAPTAIN: Thad (Pie) Vann, T

*Loyola of New Orleans

1929 — Won 1, Lost 6, Tied 2

	OM	Opp
Sept. 28 Vanderbilt, Nashville	7	19
Oct. 5 Alabama, Tuscaloosa	7	22
Oct. 12 Tennessee, Knoxville	7	52
Oct. 18 **Loyola, New Orleans	26	24
Oct. 26 SMU, Dallas	0	52
Nov. 2 Sewanee, Oxford (HC)	6	6
Nov. 9 Purdue, Lafayette, Ind.	7	27
Nov. 16 LSU, Baton Rouge	6	13
Nov. 30 Miss. A&M, Oxford	7	7
TOTAL POINTS:	73	222

COACH: Homer Hazel

CAPTAIN: W.D. (Dump) Burnette, T

*Loyola of New Orleans (Rebels' first night game)

†Night Game (first one in program history)

1930 — Won 3, Lost 5, Tied 1

	OM	Opp
Sept. 26 Union, Oxford	64	0
Oct. 4 Alabama, Tuscaloosa	0	64
Oct. 11 Tennessee, Knoxville	0	27
Oct. 18 Sewanee, Oxford (HC)	7	13
Oct. 25 Chicago U., Chicago	0	0
Nov. 1 Vanderbilt, Nashville	0	24
Nov. 8 LSU, Baton Rouge	0	6
Nov. 14 Southwestern, Oxford	37	6
Nov. 27 Miss. A&M, Starkville	20	0
TOTAL POINTS:	128	140

COACH: Ed Walker

CAPTAIN: Dick Peebles, E

1931 — Won 2, Lost 6, Tied 1

	OM	Opp
Sept. 19 Western Kentucky, Oxford	13	6
Sept. 26 Tulane, New Orleans	0	31
Oct. 3 Alabama, Tuscaloosa	6	55
Oct. 10 Tennessee, Knoxville	0	38
Oct. 24 Southwestern, Memphis	20	20
Oct. 30 Marquette, Milwaukee	6	13
Nov. 7 Sewanee, Oxford (HC)	0	7
Nov. 14 LSU, Jackson	3	26
Nov. 26 Miss. A&M, Oxford	25	14
TOTAL POINTS:	73	210

COACH: Ed Walker

CAPTAIN: Neal Biggers, HB

1932 — Won 5, Lost 6

	OM	Opp
Sept. 24 *Miss. Teachers, Oxford	49	0
Oct. 1 Tennessee, Knoxville	0	33
Oct. 8 ^Howard, Oxford	26	6
Oct. 15 Centenary, Shreveport	6	13
Oct. 22 Alabama, Tuscaloosa	13	24
Oct. 29 Auburn, Montgomery	7	14
Nov. 5 Minnesota, Minneapolis	0	26
Nov. 12 Sewanee, Oxford (HC)	27	6
Nov. 19 Southwestern, Memphis	7	0
Nov. 24 Mississippi State, Starkville	13	0
Dec. 3 Tulsa, Tulsa, Okla.	0	26
TOTAL POINTS:	148	148

COACH: Ed Walker

CAPTAIN: Lee Trapp, G

*Known now as Southern Mississippi

^Known now as Samford

1933 — Won 6, Lost 3, Tied 2

	OM	Opp
Sept. 23 Southwestern, Memphis	6	6
Sept. 30 Miss. Teachers, Oxford	45	0
Oct. 7 Alabama, Birmingham	0	0
Oct. 14 Marquette, Milwaukee	7	0
Oct. 21 Sewanee, Oxford (HC)	41	0
Oct. 28 Clemson, Meridian	13	0
Nov. 4 Birmingham-So., Oxford	12	0
Nov. 11 Tennessee, Knoxville	6	35
Nov. 18 LSU, Baton Rouge	0	31
Nov. 25 Centenary, Jackson	6	7
Dec. 2 Mississippi State, Oxford	31	0
TOTAL POINTS:	167	79

COACH: Ed Walker

1934 — Won 4, Lost 5, Tied 1

	OM	Opp
Sept. 29 *W. Tenn. Teachers, Oxford	44	0
Oct. 5 †Southwestern, Clarksdale	19	0
Oct. 13 Tennessee, Knoxville	0	27
Oct. 20 ^Howard, Oxford	6	7
Oct. 27 Sewanee, Oxford (HC)	19	6
Nov. 3 Tulane, New Orleans	0	15
Nov. 10 Florida, Gainesville	13	13
Nov. 17 LSU, Jackson	0	14
Nov. 24 Centenary, Shreveport	6	13
Dec. 1 Mississippi State, Jackson	7	3
TOTAL POINTS:	114	98

COACH: Ed Walker

CAPTAIN: Appointed

*Known now as University of Memphis

^Known now as Samford

†Night Game

1935 — Won 9, Lost 3

	OM	Opp
Sept. 20 †Millsaps, Jackson	20	0
Sept. 28 W. Tenn. Teachers, Oxford	92	0
Oct. 5 Southwestern, Oxford	33	0
Oct. 11 †Sewanee, Clarksdale	33	0
Oct. 19 Florida, Oxford (HC)	27	6
Oct. 26 Marquette, Milwaukee	7	33
Nov. 1 †St. Louis U., St. Louis	21	7
Nov. 9 Tennessee, Memphis	13	14
Nov. 16 Centre, Danville, Ky.	26	0
Nov. 23 Centenary, Jackson	6	0
Nov. 30 Mississippi State, Oxford	14	6
ORANGE BOWL, Miami		
1-1-36 Catholic University	19	20
TOTAL POINTS:	292	66

COACH: Ed Walker

CAPTAIN: Appointed

†Night Game

1936 — Won 5, Lost 5, Tied 2

	OM	Opp
Sept. 19 Union, Oxford	45	0
Sept. 26 Tulane, New Orleans	6	7
Oct. 2 †Temple, Philadelphia	7	12
Oct. 9 †Geo. Wash., Washington, D.C.	0	0
Oct. 17 †LSU, Baton Rouge	0	13
Oct. 24 Catholic Univ., Oxford (HC)	14	0
Oct. 31 Centenary, Shreveport	24	7
Nov. 7 *Loyola, Oxford	34	0
Nov. 14 Marquette, Milwaukee	0	33
Nov. 21 Mississippi State, Starkville	6	26
Nov. 27 †Miami U., Miami	14	0
Dec. 5 Tennessee, Memphis	0	0
TOTAL POINTS:	150	98

COACH: Ed Walker

CAPTAIN: Marvin L. Hutson, C

†Night Game *Loyola of New Orleans

1937 — Won 4, Lost 5, Tied 1

	OM	Opp
Sept. 25 Louisiana Tech, Oxford	13	0
Oct. 1 †Temple, Philadelphia	0	0
Oct. 9 St. Louis U., Oxford (HC)	21	0
Oct. 16 †LSU, Baton Rouge	0	13
Oct. 23 Ouachita, Oxford	46	0
Oct. 30 Tulane, New Orleans	7	14
Nov. 5 Geo. Wash., Washington, D.C.	27	6
Nov. 13 Arkansas, Memphis	6	32
Nov. 25 Mississippi State, Oxford	7	9
Dec. 4 Tennessee, Memphis	0	32
TOTAL POINTS:	127	106

COACH: Ed Walker

CAPTAIN: Frank M. (Bruiser) Kinard, LT

†Night Game

1938 — Won 9, Lost 2

	OM	Opp
Sept. 24 †LSU, Baton Rouge	20	7
Oct. 1 Louisiana Tech, Oxford	27	7
Oct. 8 Miss. Teachers, Oxford	14	0
Oct. 15 Vanderbilt, Nashville	7	13
Oct. 22 Centenary, Oxford (HC)	47	14
Oct. 29 †Geo. Wash., Washington, D.C.	25	0
Nov. 5 St. Louis U., St. Louis	14	12
Nov. 12 Sewanee, Oxford	39	0
Nov. 16 Arkansas, Memphis	20	14
Nov. 26 Mississippi State, Starkville	19	6
Dec. 3 Tennessee, Memphis	0	47
TOTAL POINTS:	232	120

COACH: Harry J. Mehre

CAPTAIN: Kimble Bradley, QB

†Night Game

1939 — Won 7, Lost 2

	OM	Opp
Sept. 30 †LSU, Baton Rouge	14	7
Oct. 7 Southwestern, Memphis	41	0
Oct. 14 †Centenary, Shreveport	34	0
Oct. 21 St. Louis U., Oxford (HC)	42	0
Oct. 28 Tulane, New Orleans	6	18
Nov. 4 Vanderbilt, Memphis	14	7
Nov. 11 Miss. Teachers, Hattiesburg	27	7
Nov. 18 W. Tenn. Teachers, Oxford	46	7
Nov. 25 Mississippi State, Oxford	6	18
TOTAL POINTS:	230	64

COACH: Harry J. Mehre

CAPTAIN: Bill Schneller, QB

†Night Game

1940 — Won 9, Lost 2

	OM	Opp
Sept. 21 Union, Oxford	37	0
Sept. 28 †LSU, Baton Rouge	19	6
Oct. 5 Southwestern, Memphis	27	6
Oct. 12 Georgia, Athens	28	14
Oct. 19 Duquesne, Oxford (HC)	14	6
Oct. 26 Arkansas, Memphis	20	21
Nov. 2 Vanderbilt, Nashville	13	7
Nov. 9 Holy Cross, Worcester	34	7
Nov. 16 W. Tenn. Teachers, Oxford	38	7
Nov. 23 Mississippi State, Starkville	0	19
Nov. 29 †Miami U., Miami	21	7
TOTAL POINTS:	251	100

COACH: Harry J. Mehre

CAPTAIN: George Kinard, LG

†Night Game

1941 — Won 6, Lost 2, Tied 1

	OM	Opp
Sept. 26 †Georgetown, Washington, D.C.	6	16
Oct. 4 Southwestern, Oxford (HC)	27	0
Oct. 10 †Georgia, Athens	14	14
Oct. 18 Holy Cross, Worcester	21	0
Oct. 25 Tulane, New Orleans	20	13
Nov. 1 Marquette, Milwaukee	12	6
Nov. 8 †LSU, Baton Rouge	13	12
Nov. 22 Arkansas, Memphis	18	0
Nov. 29 Mississippi State, Oxford	0	6
TOTAL POINTS:	<	



1945 — Won 4, Lost 5

	OM	Opp
Sept. 21 †Kentucky, Memphis	21	7
Sept. 29 †Florida, Jacksonville	13	26
Oct. 6 Vanderbilt, Nashville	14	7
Oct. 13 Louisiana Tech, Oxford	26	21
Oct. 27 Arkansas, Memphis	0	19
Nov. 3 †LSU, Baton Rouge	13	32
Nov. 10 Tennessee, Memphis	0	34
Nov. 24 Mississippi State, Starkville	7	6
Nov. 29 Chattanooga, Chattanooga	6	31
TOTAL POINTS:	100	183

COACH: Harry J. Mehre
CAPTAIN: Bob McCain, LE-HB
†Night Game

1946 — Won 2, Lost 7

	OM	Opp
Sept. 21 †Kentucky, Lexington	6	20
Sept. 28 †Florida, Jacksonville	13	7
Oct. 5 Vanderbilt, Memphis	0	7
Oct. 12 Georgia Tech, Atlanta	7	24
Oct. 19 Louisiana Tech, Oxford (HC)	6	7
Oct. 26 Arkansas, Memphis	9	7
Nov. 2 †LSU, Baton Rouge	21	34
Nov. 9 Tennessee, Memphis	14	18
Nov. 23 Mississippi State, Oxford	0	20
TOTAL POINTS:	76	144

COACH: Harold (Red) Drew
CAPTAIN: Ray Poole, RE
†Night Game

1947 — Won 9, Lost 2 SEC Champions

	OM	Opp
Sept. 20 Kentucky, Oxford (HC)	14	7
Sept. 27 †Florida, Jacksonville	14	6
Oct. 4 South Carolina, Memphis	33	0
Oct. 11 Vanderbilt, Nashville	6	10
Oct. 18 Tulane, New Orleans	27	14
Oct. 25 Arkansas, Memphis	14	19
Nov. 1 †LSU, Baton Rouge	20	18
Nov. 8 Tennessee, Memphis	43	13
Nov. 15 Chattanooga, Oxford	52	0
Nov. 29 Mississippi State, Starkville	33	14
DELTA BOWL, Memphis		
1-1-48 Texas Christian	13	9
TOTAL POINTS:	256	101

COACH: John H. Vaught
CAPTAIN: Charlie Conerly, LHB
†Night Game

1948 — Won 8, Lost 1

	OM	Opp
Sept. 25 †Florida, Gainesville	14	0
Oct. 2 †Kentucky, Lexington	20	7
Oct. 9 Vanderbilt, Oxford (HC)	20	7
Oct. 16 Tulane, New Orleans	7	20
Oct. 23 Boston College, Memphis	32	13
Oct. 30 †LSU, Baton Rouge	49	19
Nov. 6 Chattanooga, Chattanooga	34	7
Nov. 13 Tennessee, Memphis	16	13
Nov. 27 Mississippi State, Oxford	34	7
TOTAL POINTS:	226	93

COACH: John H. Vaught
CAPTAIN: Doug Hamley, RT
†Night Game

1949 — Won 4, Lost 5, Tied 1

	OM	Opp
Sept. 16 †Memphis State, Memphis	40	7
Sept. 23 †Auburn, Montgomery	40	7
Oct. 1 Kentucky, Oxford	0	47
Oct. 8 Vanderbilt, Nashville	27	28
Oct. 14 †Boston College, Boston	25	25
Oct. 22 †Texas Christian, Fort Worth	27	33
Oct. 29 †LSU, Baton Rouge	7	34
Nov. 5 Chattanooga, Oxford	47	27
Nov. 12 Tennessee, Memphis	7	35
Nov. 26 Mississippi State, Starkville	26	0
TOTAL POINTS:	246	243

COACH: John H. Vaught
CAPTAIN: Ronald Dale, LT
†Night Game

1950 — Won 5, Lost 5

	OM	Opp
Sept. 22 †Memphis State, Memphis	39	7
Sept. 30 †Kentucky, Lexington	0	27
Oct. 7 Boston College, Oxford (HC)	54	0
Oct. 14 Vanderbilt, Nashville	14	20
Oct. 21 Tulane, New Orleans	20	27
Oct. 28 Texas Christian, Memphis	19	7
Nov. 4 †LSU, Baton Rouge	14	40
Nov. 11 Chattanooga, Oxford	20	0
Nov. 18 Tennessee, Knoxville	0	35
Dec. 2 Mississippi State, Oxford	27	20
TOTAL POINTS:	207	183

COACH: John H. Vaught
CAPTAIN: Ken Farragut, C
†Night Game

1951 — Won 6, Lost 3, Tied 1

	OM	Opp
Sept. 21 †Memphis State, Memphis	32	0
Sept. 29 Kentucky, Oxford	21	17
Oct. 5 †Boston College, Memphis	34	7
Oct. 13 Vanderbilt, Memphis	20	34
Oct. 20 Tulane, Oxford (HC)	25	6
Oct. 26 †Miami U., Miami, Fla.	7	20
Nov. 3 †LSU, Baton Rouge	6	6
Nov. 10 Auburn, Mobile	39	14
Nov. 17 Tennessee, Oxford	21	46
Dec. 1 Mississippi State, Starkville	49	7
TOTAL POINTS:	254	157

COACH: John H. Vaught
CAPTAIN: Othar Crawford, LG
†Night Game

1952 — Won 8, Lost 1, Tied 2

	OM	Opp
Sept. 19 †Memphis State, Memphis	54	6
Sept. 27 Kentucky, Lexington	13	13
Oct. 4 Auburn, Memphis	20	7
Oct. 11 Vanderbilt, Nashville	21	21
Oct. 18 Tulane, New Orleans	20	14
Oct. 25 Arkansas, Little Rock	34	7
Nov. 1 LSU, Oxford (HC)	28	0
Nov. 8 †Houston, Houston	6	0
Nov. 15 Maryland, Oxford	21	14
Nov. 29 Mississippi State, Oxford	20	14
SUGAR BOWL, New Orleans		
1-1-53 †Georgia Tech	7	24
TOTAL POINTS:	237	96

COACH: John H. Vaught
CO-CAPTAINS: Kline Gilbert, RT; Jim Ingram, C
†Night Game †TV Game

1953 — Won 7, Lost 2, Tied 1

	OM	Opp
Sept. 19 Chattanooga, Jackson	39	6
Sept. 26 Kentucky, Oxford	22	6
Oct. 3 Auburn, Auburn, Ala.	0	13
Oct. 10 Vanderbilt, Oxford (HC)	28	6
Oct. 17 Tulane, New Orleans	45	14
Oct. 24 †Arkansas, Memphis	28	0
Oct. 31 †LSU, Baton Rouge	27	16
Nov. 7 North Texas State, Oxford	40	7
Nov. 14 Maryland, College Park	0	38
Nov. 28 Mississippi State, Starkville	7	7
TOTAL POINTS:	236	113

COACH: John H. Vaught
CAPTAIN: Ed Beatty, C
†Night Game †TV Game

1954 — Won 9, Lost 2 SEC Champions

	OM	Opp
Sept. 17 †North Texas State, Memphis	35	12
Sept. 25 †Kentucky, Memphis	28	9
Oct. 2 †Villanova, Philadelphia	52	0
Oct. 9 †Vanderbilt, Nashville	22	7
Oct. 16 Tulane, Oxford (HC)	34	7
Oct. 23 Arkansas, Little Rock	0	6
Oct. 30 LSU, Baton Rouge	21	6
Nov. 6 Memphis State, Memphis	51	0
Nov. 13 †Houston, Houston	26	0
Nov. 27 Mississippi State, Oxford	14	0
SUGAR BOWL, New Orleans		
1-1-55 †Navy	0	21
TOTAL POINTS:	283	47

COACH: John H. Vaught
CO-CAPTAINS: Jimmy Patton, LHB; Allen (Red) Muirhead, RHB
†Night Game †TV Game

1955 — Won 10, Lost 1 SEC Champions

	OM	Opp
Sept. 17 †Georgia, Atlanta	26	13
Sept. 24 †Kentucky, Lexington	14	21
Oct. 1 North Texas State, Oxford	33	0
Oct. 8 †Vanderbilt, Memphis	13	0
Oct. 15 Tulane, New Orleans	27	13
Oct. 22 Arkansas, Oxford (HC)	17	7
Oct. 29 †LSU, Baton Rouge	29	26
Nov. 5 †Memphis State, Memphis	39	6
Nov. 12 †Houston, Jackson	27	11
Nov. 26 Mississippi State, Starkville	26	0
COTTON BOWL, Dallas		
1-2-56 †Texas Christian	14	13
TOTAL POINTS:	251	97

COACH: John H. Vaught
CAPTAIN: Vaughn (Buddy) Alliston, LG
†Night Game †TV Game

1956 — Won 7, Lost 3

	OM	Opp
Sept. 22 North Texas State, Oxford	45	0
Sept. 29 †Kentucky, Memphis	37	7
Oct. 6 †Houston, Jackson	14	0
Oct. 13 Vanderbilt, Oxford (HC)	16	0
Oct. 20 †Tulane, Jackson	3	10
Oct. 27 †Arkansas, Little Rock	0	14
Nov. 3 †LSU, Baton Rouge	46	17
Nov. 10 Memphis State, Memphis	26	0
Nov. 17 Tennessee, Knoxville	7	27
Dec. 1 Mississippi State, Oxford	13	7
TOTAL POINTS:	207	82

COACH: John H. Vaught
CAPTAIN: Appointed
†Night Game

1957 — Won 9, Lost 1, Tied 1

	OM	Opp
Sept. 21 Trinity, San Antonio	44	0
Sept. 28 †Kentucky, Lexington	15	0
Oct. 5 Hardin-Simmons, Oxford	34	7
Oct. 12 †Vanderbilt, Nashville	28	0
Oct. 18 †Tulane, New Orleans	50	0
Oct. 26 Arkansas, Memphis	6	12
Nov. 2 †Houston, Jackson	20	7
Nov. 9 LSU, Oxford (HC)	14	12
Nov. 16 Tennessee, Memphis	14	7
Nov. 30 Mississippi State, Starkville	7	7
SUGAR BOWL, New Orleans		
1-1-58 †Texas	39	7
TOTAL POINTS:	232	52

COACH: John H. Vaught
CO-CAPTAINS: Jackie Simpson, LG; Gene Hickerson, RT
†Night Game †TV Game

1958 — Won 9, Lost 2

	OM	Opp
Sept. 20 †Memphis State, Memphis	17	0
Sept. 27 †Kentucky, Memphis	27	6
Oct. 4 †Trinity, San Antonio	21	0
Oct. 11 †Tulane, New Orleans	19	8
Oct. 18 Hardin-Simmons, Oxford	24	0
Oct. 25 Arkansas, Little Rock	14	12
Nov. 1 LSU, Baton Rouge	0	14
Nov. 8 Houston, Oxford (HC)	56	7
Nov. 15 Tennessee, Knoxville	16	18
Nov. 29 Mississippi State, Oxford	21	0
GATOR BOWL, Jacksonville		
Dec. 27 †Florida	7	3
TOTAL POINTS:	215	65

COACH: John H. Vaught
CO-CAPTAINS: Milton Crain, C; Kent Lovelace, RHB
†Night Game †TV Game

1959 — Won 10, Lost 1 National Champions

	OM	Opp
Sept. 19 †Houston, Houston	16	0
Sept. 26 †Kentucky, Lexington	16	0
Oct. 3 Memphis State, Oxford	43	0
Oct. 10 †Vanderbilt, Nashville	33	0
Oct. 17 Tulane, Oxford (HC)	53	7
Oct. 24 Arkansas, Memphis	28	0
Oct. 31 †LSU, Baton Rouge	3	7
Nov. 7 Chattanooga, Oxford	58	0
Nov. 14 Tennessee, Memphis	37	7
Nov. 28 Mississippi State, Starkville	42	0
SUGAR BOWL, New Orleans		
1-1-60 †LSU	21	0
TOTAL POINTS:	329	21

COACH: John H. Vaught
CO-CAPTAINS: Ken Kirk, C; Charlie Flowers, FB
†Night Game †TV Game

1960 — Won 10, Lost 0, Tied 1 National Champions SEC Champions

	OM	Opp
Sept. 17 †Houston, Houston	42	0
Sept. 24 †Kentucky, Memphis	21	6
Oct. 1 Memphis State, Memphis	31	20
Oct. 8 †Vanderbilt, Nashville	26	0
Oct. 15 †Tulane, New Orleans	26	13
Oct. 22 †Arkansas, Little Rock	10	7
Oct. 29 †LSU, Oxford (HC)	6	6
Nov. 5 Chattanooga, Oxford	45	0
Nov. 12 Tennessee, Knoxville	24	3
Nov. 26 Mississippi State, Oxford	35	9
SUGAR BOWL, New Orleans		
1-2-61 †Rice	14	6
TOTAL POINTS:	266	64

COACH: John H. Vaught
CO-CAPTAINS: Jake Gibbs, QB; Warner Alford, LG
†Night Game †TV Game

1961 — Won 9, Lost 2

	OM	Opp
Sept. 23 †Arkansas, Jackson	16	0
Sept. 30 †Kentucky, Lexington	20	6
Oct. 7 Florida State, Oxford	33	0
Oct. 14 Houston, Memphis	47	7
Oct. 21 †Tulane, Jackson	41	0
Oct. 28 Vanderbilt, Oxford (HC)	47	0
Nov. 4 †LSU, Baton Rouge	7	10
Nov. 11 Chattanooga, Oxford	54	0
Nov. 18 Tennessee, Memphis	24	10
Dec. 2 Mississippi State, Starkville	37	7
COTTON BOWL, Dallas		
1-1-62 †Texas	7	12
TOTAL POINTS:	326	40

COACH: John H. Vaught
TRI-CAPTAINS: Doug Elmore, QB; Billy Ray Jones, LG; Ralph Smith, LE
†Night Game †TV Game

1962 — Won 10, Lost 0 National Champions SEC Champions

	OM	Opp
Sept. 22 †Memphis State, Memphis	21	7
Sept. 29 †Kentucky, Jackson	14	0
Oct. 6 Houston, Jackson (HC)	40	7
Oct. 20 †Tulane, Jackson	21	0
Oct. 27 Vanderbilt, Memphis	35	0
Nov. 3 †LSU, Baton Rouge	15	7
Nov. 10 Chattanooga, Oxford	52	7
Nov. 17 Tennessee, Knoxville	19	6
Dec. 1 Mississippi State, Oxford	13	6
SUGAR BOWL, New Orleans		
1-1-63 †Arkansas	17	13
TOTAL POINTS:	230	40

COACH: John H. Vaught
CO-CAPTAINS: Glynn Griffing, QB; Louis Guy, WB
†Night Game †TV Game

1963 — Won 7, Lost 1, Tied 2 SEC Champions

	OM	Opp
Sept. 21 †Memphis State, Memphis	0	0
Sept. 28 †Kentucky, Lexington	31	7
Oct. 5 †Houston, Houston	20	6
Oct. 19 Tulane, New Orleans	21	0
Oct. 26 Vanderbilt, Oxford (HC)	27	7
Nov. 2 †LSU, Baton Rouge	37	3
Nov. 9 Tampa, Oxford	41	0
Nov. 16 Tennessee, Memphis	20	0
Nov. 30 Mississippi State, Starkville	10	10
SUGAR BOWL, New Orleans		
1-1-64 †Alabama	7	12
TOTAL POINTS:	207	33

COACH: John H. Vaught
CO-CAPTAINS: Kenny Dill, C; Whaley Hall, T
†Night Game †TV Game



HISTORY & RECORDS

1964 — Won 5, Lost 5, Tied 1

	OM	Opp
Sept. 19	Memphis State, Oxford	30 0
Sept. 26	Kentucky, Jackson	21 27
Oct. 3	Houston, Oxford (HC)	31 9
Oct. 10	Florida, Gainesville	14 30
Oct. 17	†Tulane, New Orleans	14 9
Oct. 24	†Vanderbilt, Nashville	7 7
Oct. 31	†LSU, Baton Rouge	10 11
Nov. 7	Tampa, Oxford	36 0
Nov. 14	Tennessee, Knoxville	30 0
Dec. 5	†Mississippi State, Oxford	17 20
Dec. 19	†Tulsa	7 14
TOTAL POINTS		210 113

COACH: John H. Vaught
CO-CAPTAINS: Bobby Robinson, LG; Allen Brown, LE
†Night Game †TV Game

1965 — Won 7, Lost 4

	OM	Opp
Sept. 18	†Memphis State, Memphis	34 14
Sept. 25	†Kentucky, Lexington	7 16
Oct. 2	†Alabama, Birmingham	16 17
Oct. 9	Florida, Oxford (HC)	0 17
Oct. 16	†Tulane, Jackson	24 7
Oct. 23	Vanderbilt, Oxford	24 7
Oct. 30	LSU, Jackson	23 0
Nov. 6	†Houston, Houston	3 17
Nov. 13	†Tennessee, Memphis	14 13
Nov. 27	Mississippi State, Starkville	21 0
Dec. 18	†Auburn	13 7
TOTAL POINTS		166 108

COACH: John H. Vaught
CO-CAPTAINS: Mike Dennis, TB; Stan Hindman, G
†Night Game †TV Game

1966 — Won 8, Lost 3

	OM	Opp
Sept. 17	†Memphis State, Memphis	13 0
Sept. 24	†Kentucky, Jackson	17 0
Oct. 1	Alabama, Jackson	7 17
Oct. 8	Georgia, Athens	3 9
Oct. 15	Southern Miss., Oxford (HC)	14 7
Oct. 22	Houston, Memphis	27 6
Oct. 29	†LSU, Baton Rouge	17 0
Nov. 12	Tennessee, Knoxville	14 7
Nov. 19	Vanderbilt, Jackson	34 0
Nov. 26	Mississippi State, Oxford	24 0
Dec. 17	†Texas	0 19
TOTAL POINTS		170 46

COACH: John H. Vaught
CO-CAPTAINS: Doug Cunningham, TB; Chuck Hinton, C
†Night Game †TV Game

1967 — Won 6, Lost 4, Tied 1

	OM	Opp
Sept. 23	†Memphis State, Memphis	17 27
Sept. 30	Kentucky, Lexington	26 13
Oct. 7	Alabama, Birmingham	7 21
Oct. 14	†Georgia, Jackson	29 20
Oct. 21	Southern Miss., Oxford (HC)	23 14
Oct. 28	Houston, Oxford	14 13
Nov. 4	†LSU, Jackson	13 13
Nov. 18	Tennessee, Memphis	7 20
Nov. 25	Vanderbilt, Nashville	28 7
Dec. 2	Mississippi State, Starkville	10 3
Dec. 30	†UTEP	7 14
TOTAL POINTS		174 151

COACH: John H. Vaught
CO-CAPTAINS: Michel (Mac) Haik, SE; Dan Sartin, DT
†Night Game †TV Game

1968 — Won 7, Lost 3, Tied 1

	OM	Opp
Sept. 21	†Memphis State, Memphis	21 7
Sept. 28	†Kentucky, Jackson	30 14
Oct. 5	Alabama, Jackson	10 8
Oct. 12	†Georgia, Athens	7 21
Oct. 19	Southern Miss., Oxford (HC)	21 13
Oct. 26	Houston, Jackson	7 29
Nov. 2	†LSU, Baton Rouge	27 24
Nov. 9	Chattanooga, Oxford	38 16
Nov. 16	Tennessee, Knoxville	0 31
Nov. 30	Mississippi State, Oxford	17 17
Dec. 14	†Virginia Tech	34 17
TOTAL POINTS		178 180

COACH: John H. Vaught
CO-CAPTAINS: H.N. (Hank) Shows, TE; Robert Bailey, MM
†Night Game †TV Game

1969 — Won 8, Lost 3

	OM	Opp
Sept. 20	Memphis State, Oxford	28 3
Sept. 27	Kentucky, Lexington	9 10
Oct. 4	†Alabama, Birmingham	32 33
Oct. 11	Georgia, Jackson	25 17
Oct. 18	Southern Miss., Oxford (HC)	69 7
Oct. 25	†Houston, Houston	11 25
Nov. 1	†LSU, Jackson	26 23
Nov. 8	Chattanooga, Oxford	21 0
Nov. 15	Tennessee, Jackson	38 0
Nov. 27	Mississippi State, Starkville	48 22
1-1-70	†Arkansas	27 22
TOTAL POINTS		307 140

COACH: John H. Vaught
CO-CAPTAINS: Bo Bowen, FB; Glenn Cannon, S
†Night Game †TV Game

1970 — Won 7, Lost 4

	OM	Opp
Sept. 19	†Memphis State, Memphis	47 13
Sept. 26	Kentucky, Jackson	20 17
Oct. 3	†Alabama, Jackson	48 23
Oct. 10	Georgia, Athens	31 21
Oct. 17	Southern Miss., Oxford	14 30
Oct. 24	†Vanderbilt, Nashville	26 16
Nov. 7	Houston, Oxford (HC)	24 13
Nov. 14	Chattanooga, Oxford	44 7
Nov. 26	Mississippi State, Oxford	14 19
Dec. 5	†LSU, Baton Rouge	17 61
1-2-71	†Auburn	28 35
TOTAL POINTS		285 220

COACH: John H. Vaught
CO-CAPTAINS: Archie Manning, QB; Dennis Coleman, DE
†Night Game †TV Game

1971 — Won 10, Lost 2

	OM	Opp
Sept. 11	†Long Beach State, Jackson	29 13
Sept. 18	†Memphis State, Memphis	49 21
Sept. 25	Kentucky, Lexington	34 20
Oct. 2	Alabama, Birmingham	6 40
Oct. 9	Georgia, Jackson	7 38
Oct. 16	Southern Miss., Oxford	20 6
Oct. 23	Vanderbilt, Oxford (HC)	28 7
Oct. 30	LSU, Jackson	24 22
Nov. 6	†Tampa, Tampa	28 27
Nov. 13	Chattanooga, Oxford	49 10
Nov. 25	Mississippi State, Starkville	48 0
Dec. 30	†Georgia Tech	41 18
TOTAL POINTS		322 204

COACH: Billy R. Kinard
CO-CAPTAINS: Riley Myers, SE; Paul Dongieux, LB
†Night Game †TV Game

1972 — Won 5, Lost 5

	OM	Opp
Sept. 16	†Memphis State, Memphis	34 29
Sept. 23	†South Carolina, Columbia	21 0
Sept. 30	Southern Miss., Oxford	13 9
Oct. 7	Auburn, Jackson	13 19
Oct. 14	Georgia, Jackson	13 14
Oct. 21	Florida, Oxford (HC)	0 16
Oct. 28	Vanderbilt, Nashville	31 7
Nov. 4	†LSU, Baton Rouge	16 17
Nov. 18	Tennessee, Knoxville	0 17
Nov. 25	Mississippi State, Oxford	51 14
TOTAL POINTS		192 142

COACH: Billy R. Kinard
CO-CAPTAINS: Don Leathers, OT; Reggie DIII, DE
†Night Game

1973 — Won 6, Lost 5

	OM	Opp
Sept. 8	†Villanova, Jackson	24 6
Sept. 15	Missouri, Columbia	0 17
Sept. 22	Memphis State, Jackson	13 17
Sept. 29	Southern Miss., Oxford	41 0
Oct. 6	Auburn, Auburn	7 14
Oct. 13	Georgia, Athens	0 20
Oct. 20	Florida, Gainesville	13 10
Oct. 27	Vanderbilt, Oxford (HC)	24 14
Nov. 3	†LSU, Jackson	14 51
Nov. 17	†Tennessee, Jackson	28 18
Nov. 24	Mississippi State, Jackson	38 10
TOTAL POINTS		202 177

COACHES: Billy R. Kinard; John H. Vaught
CO-CAPTAINS: Norris Weese, QB; Jim Stuart, MLB
†Night Game †TV Game

1974 — Won 3, Lost 8

	OM	Opp
Sept. 14	†Missouri, Jackson	10 0
Sept. 21	†Memphis State, Memphis	7 15
Sept. 28	Southern Miss., Oxford	20 14
Oct. 5	†Alabama, Jackson	21 35
Oct. 12	Georgia, Athens	0 49
Oct. 19	South Carolina, Oxford (HC)	7 10
Oct. 26	Vanderbilt, Nashville	14 24
Nov. 2	†LSU, Baton Rouge	0 24
Nov. 16	Tennessee, Memphis	17 29
Nov. 23	Mississippi State, Jackson	13 31
Nov. 30	Tulane, New Orleans	26 10
TOTAL POINTS		135 241

COACH: Ken Cooper
TRI-CAPTAINS: Dick Lawrence, OT; Stump Russell, LB;
Kenny King, LB
†Night Game †TV Game

1975 — Won 6, Lost 5

	OM	Opp
Sept. 6	†Baylor, Waco	10 20
Sept. 13	Texas A&M, College Station	0 7
Sept. 20	†Tulane, New Orleans	3 14
Sept. 27	Southern Miss., Oxford	24 8
Oct. 4	Alabama, Birmingham	6 32
Oct. 11	Georgia, Oxford (HC)	28 13
Oct. 18	South Carolina, Jackson	29 35
Oct. 25	Vanderbilt, Oxford	17 7
Nov. 1	†LSU, Jackson	17 13
Nov. 15	Tennessee, Memphis	23 6
Nov. 22	Mississippi State, Jackson	13 7
TOTAL POINTS		170 162

COACH: Ken Cooper
TRI-CAPTAINS: Paul Hofer, FB; Ben Williams, MG;
Kenny King, LB
†Night Game †TV Game

1976 — Won 6, Lost 5

	OM	Opp
Sept. 4	†Memphis State, Memphis	16 21
Sept. 11	†Alabama, Jackson	10 7
Sept. 18	Tulane, Oxford	34 7
Sept. 25	†Southern Miss., Hattiesburg	28 0
Oct. 2	Auburn, Jackson	0 10
Oct. 9	Georgia, Oxford (HC)	21 17
Oct. 16	†South Carolina, Columbia	7 10
Oct. 23	Vanderbilt, Nashville	20 3
Oct. 30	†LSU, Baton Rouge	0 45
Nov. 13	Tennessee, Knoxville	6 32
Nov. 20	†Mississippi State, Jackson	11 28
TOTAL POINTS		153 180

COACH: Ken Cooper
TRI-CAPTAINS: Wade Griffin, TE;
George Stuart, LB; Reggie Pace, C
#Won by forfeit
†Night Game

1977 — Won 6, Lost 5

	OM	Opp
Sept. 3	†Memphis State, Jackson	7 3
Sept. 10	†Alabama, Birmingham	13 34
Sept. 17	Notre Dame, Jackson	20 13
Sept. 24	Southern Miss., Oxford	19 27
Oct. 1	†Auburn, Auburn	15 21
Oct. 8	Georgia, Athens	13 14
Oct. 15	South Carolina, Oxford	17 10
Oct. 22	Vanderbilt, Oxford (HC)	26 14
Oct. 29	†LSU, Jackson	21 28
Nov. 12	Tennessee, Memphis	43 14
Nov. 19	†Mississippi State, Jackson	14 18
TOTAL POINTS		208 196

COACH: Ken Cooper
TRI-CAPTAINS: George Plasketes, DE; Randy White, OG;
Bob Lewis, C
#Won by forfeit
†Night Game †TV Game

1978 — Won 5, Lost 6

	OM	Opp
Sept. 9	†Memphis State, Jackson	14 7
Sept. 23	Missouri, Columbia	14 45
Sept. 30	†Southern Miss., Jackson	16 13
Oct. 7	Georgia, Athens	3 42
Oct. 14	Kentucky, Oxford (HC)	17 24
Oct. 21	South Carolina, Columbia	17 18
Oct. 28	Vanderbilt, Nashville	35 10
Nov. 4	†LSU, Baton Rouge	8 30
Nov. 11	Tulane, Oxford	13 3
Nov. 18	Tennessee, Knoxville	17 41
Nov. 25	Mississippi State, Jackson	27 7
TOTAL POINTS		181 240

COACH: Steve Sloan
TRI-CAPTAINS: Curtis Weathers, SE;
Lawrence Johnson, DT; Bobby Garner, QB
†Night Game †TV Game

1979 — Won 4, Lost 7

	OM	Opp
Sept. 15	†Memphis State, Memphis	38 34
Sept. 22	†Missouri, Jackson	7 33
Sept. 29	†Southern Miss., Jackson	8 38
Oct. 6	Georgia, Oxford	21 24
Oct. 13	†Kentucky, Lexington	3 14
Oct. 20	†South Carolina, Columbia	14 21
Oct. 27	Vanderbilt, Oxford (HC)	63 28
Nov. 3	LSU, Jackson	24 28
Nov. 10	†Tulane, New Orleans	15 49
Nov. 17	Tennessee, Jackson	44 20
Nov. 24	Mississippi State, Jackson	14 9
TOTAL POINTS		251 298

COACH: Steve Sloan
TRI-CAPTAINS: Eddy Householder, LB; John Peel, DE;
Leon Perry, FB
†Night Game †TV Game

1980 — Won 3, Lost 8

	OM	Opp
Sept. 6	†Texas A&M, Jackson	20 23
Sept. 13	Memphis State, Oxford	61 7
Sept. 20	Alabama, Jackson	35 59
Sept. 27	Tulane, Oxford	24 26
Oct. 4	Southern Miss., Jackson	22 28
Oct. 11	Georgia, Athens	21 28
Oct. 18	Florida, Oxford (HC)	3 15
Oct. 25	Vanderbilt, Nashville	27 14
Nov. 1	†LSU, Baton Rouge	16 38
Nov. 15	Tennessee, Memphis	20 9
Nov. 22	Mississippi State, Jackson	14 19
TOTAL POINTS		263 266

COACH: Steve Sloan
CAPTAINS: Ken Toler, SE; Chuck Commiskey, OG;
Joel Steward, DB; Chris Cottam, OT
†Night Game †TV Game



1981 — Won 4, Lost 6, Tied 1

	OM	Opp
Sept. 5 Tulane, New Orleans	19	18
Sept. 12 †South Carolina, Columbia	20	13
Sept. 19 †Memphis State, Memphis	7	3
Sept. 26 †Arkansas, Jackson	13	27
Oct. 3 Alabama, Tuscaloosa	7	38
Oct. 10 Georgia, Oxford	7	37
Oct. 17 Florida, Gainesville	3	49
Oct. 24 Vanderbilt, Oxford (HC)	23	27
Oct. 31 LSU, Jackson	27	27
Nov. 14 Tennessee, Knoxville	20	28
Nov. 21 Mississippi State, Jackson	21	17
TOTAL POINTS	167	284

COACH: Steve Sloan
 CAPTAIN: John Fourcade, QB
 CO-CAPTAINS: Quentin McDonald, DT; Malvin Gipson, TB
 †Night Game

1982 — Won 4, Lost 7

	OM	Opp
Sept. 4 Memphis State, Oxford	27	10
Sept. 11 †Southern Miss., Oxford	28	19
Sept. 18 †Alabama, Jackson	14	42
Sept. 25 †Arkansas, Little Rock	12	14
Oct. 9 Georgia, Athens	10	33
Oct. 16 Texas Christian, Oxford (HC)	27	9
Oct. 23 †Vanderbilt, Nashville	10	19
Oct. 30 †LSU, Baton Rouge	8	45
Nov. 6 †Tulane, Jackson	45	14
Nov. 13 Tennessee, Jackson	17	30
Nov. 20 Mississippi State, Jackson	10	27
TOTAL POINTS	208	262

COACH: Steve Sloan
 CAPTAINS: Nakita Williams, LB; James Otis, LB;
 Keith Fourcade, LB; Michael Harmon, SE;
 Steve Herring, C
 †Night Game †TV Game

1983 — Won 7, Lost 5

	OM	Opp
Sept. 3 †Memphis State, Memphis	17	37
Sept. 10 †Tulane, New Orleans	23	27
Sept. 17 Alabama, Tuscaloosa	0	40
Sept. 24 †Arkansas, Jackson	13	10
Oct. 1 Southern Miss., Oxford	7	27
Oct. 8 Georgia, Oxford	11	36
Oct. 15 Texas Christian, Ft. Worth	20	7
Oct. 22 Vanderbilt, Oxford (HC)	21	14
Oct. 29 LSU, Jackson	27	24
Nov. 12 †Tennessee, Knoxville	13	10
Nov. 19 Mississippi State, Jackson	24	23
INDEPENDENCE BOWL, Shreveport		
Dec. 10 †Air Force	3	9
TOTAL POINTS	176	255

COACH: Billy Brewer
 CAPTAINS: Kelly Powell, QB; Buford McGee, TB;
 John Allen, RG
 Andre Townsend, DT; Dwayne Nesmith, LB
 #Won by forfeit †TV Game

1984 — Won 4, Lost 6, Tied 1

	OM	Opp
Sept. 8 Memphis State, Oxford	22	6
Sept. 15 †Arkansas, Little Rock	14	14
Sept. 22 Louisiana Tech, Oxford	14	8
Sept. 29 Tulane, Oxford (HC)	19	14
Oct. 6 †Auburn, Oxford	13	17
Oct. 13 †Georgia, Athens	12	18
Oct. 20 Southern Miss., Jackson	10	13
Oct. 27 Vanderbilt, Nashville	20	37
Nov. 3 †LSU, Baton Rouge	29	32
Nov. 17 Tennessee, Jackson	17	41
Nov. 24 †Mississippi State, Jackson	24	3
TOTAL POINTS	194	203

COACH: Billy Brewer
 CAPTAINS: Timmy Moffett, SE; Jamie Holder, FL;
 Freddie Joe Nunn, DE; Bob Blakemore, DT
 †Night Game †TV Game

1985 — Won 4, Lost 6, Tied 1

	OM	Opp
Sept. 7 †Memphis State, Memphis	17	17
Sept. 14 †Arkansas, Jackson	19	24
Sept. 21 Arkansas State, Oxford	18	16
Sept. 28 †Tulane, New Orleans	27	10
Oct. 5 †Auburn, Auburn	0	41
Oct. 12 †Georgia, Jackson	21	49
Oct. 26 Vanderbilt, Oxford (HC)	35	7
Nov. 2 †LSU, Jackson	0	14
Nov. 9 †Notre Dame, South Bend	14	37
Nov. 16 †Tennessee, Knoxville	14	34
Nov. 23 Mississippi State, Jackson	45	27
TOTAL POINTS	210	276

COACH: Billy Brewer
 CAPTAINS: Jamie Holder, FL; Nathan Wonsley, TB;
 Jay Webb, DE; Michael Portis, NG;
 Tony Rayburn, OL
 †Night Game †TV Game

1986 — Won 8, Lost 3, Tied 1

	OM	Opp
Sept. 6 †Memphis State, Jackson	28	6
Sept. 13 †Arkansas, Little Rock	0	21
Sept. 20 Arkansas State, Oxford	10	10
Sept. 27 †Tulane, Oxford	35	10
Oct. 4 †Georgia, Athens	10	14
Oct. 11 Kentucky, Jackson	33	13
Oct. 18 SW Louisiana, Oxford (HC)	21	20
Oct. 25 Vanderbilt, Nashville	28	12
Nov. 1 †LSU, Baton Rouge	21	19
Nov. 15 †Tennessee, Jackson	10	22
Nov. 22 †Mississippi State, Jackson	24	3
INDEPENDENCE BOWL, Shreveport		
Dec. 20 †Texas Tech	20	17
TOTAL POINTS	220	150

COACH: Billy Brewer
 CO-CAPTAINS: Jeff Noblin, FS; Mike Fitzsimmons, DT
 †Night Game †TV Game

1987 — Won 3, Lost 8

	OM	Opp
Sept. 5 †Memphis State, Memphis	10	16
Sept. 12 †Arkansas, Jackson	10	31
Sept. 19 Arkansas State, Oxford	47	10
Sept. 26 †Tulane, New Orleans	24	31
Oct. 3 Georgia, Oxford	14	31
Oct. 10 †Kentucky, Lexington	6	35
Oct. 17 SW Louisiana, Oxford	24	14
Oct. 24 Vanderbilt, Oxford (HC)	42	14
Oct. 31 †LSU, Jackson	13	42
Nov. 14 Tennessee, Knoxville	13	55
Nov. 21 Mississippi State, Jackson	20	30
TOTAL POINTS	223	309

COACH: Billy Brewer
 CO-CAPTAINS: Jeff Herrod, LB; Todd Irvin, OT
 †Night Game

1988 — Won 5, Lost 6

	OM	Opp
Sept. 3 †Memphis State, Jackson	24	6
Sept. 10 †Florida, Jackson	15	27
Sept. 17 †Arkansas, Little Rock	13	21
Oct. 1 Georgia, Athens	12	36
Oct. 8 †Alabama, Tuscaloosa	22	12
Oct. 15 Arkansas State, Oxford	25	22
Oct. 22 Vanderbilt, Nashville	36	28
Oct. 29 †LSU, Baton Rouge	20	31
Nov. 5 Tulane, Oxford (HC)	9	14
Nov. 12 Tennessee, Oxford	12	20
Nov. 26 Mississippi State, Jackson	33	6
TOTAL POINTS	221	223

COACH: Billy Brewer
 TRI-CAPTAINS: Bryan Owen, K; Wesley Walls, TE;
 Stevon Moore, CB
 †Night Game †TV Game

1989 — Won 8, Lost 4

	OM	Opp
Sept. 2 †Memphis State, Memphis	20	13
Sept. 9 †Florida, Gainesville	24	19
Sept. 16 Arkansas State, Oxford	34	31
Sept. 23 †Arkansas, Jackson	17	24
Oct. 7 Alabama, Jackson	27	62
Oct. 14 †Georgia, Oxford	17	13
Oct. 21 †Tulane, New Orleans	32	28
Oct. 28 Vanderbilt, Oxford (HC)	24	16
Nov. 4 LSU, Oxford	30	35
Nov. 18 Tennessee, Knoxville	21	33
Nov. 25 Mississippi State, Jackson	21	11
LIBERTY BOWL, Memphis		
Dec. 28 †Air Force	42	29
TOTAL POINTS	267	285

COACH: Billy Brewer
 CAPTAINS: Tony Bennett, OLB; Tim Brown, OL;
 Pat Coleman, WR; John Darnell, QB
 †Night Game †TV Game

1990 — Won 9, Lost 3

	OM	Opp
Sept. 8 †Memphis State, Oxford	23	21
Sept. 15 Auburn, Jackson	10	24
Sept. 22 †Arkansas, Little Rock	21	17
Sept. 29 Tulane, Oxford	31	21
Oct. 6 †Kentucky, Oxford	35	29
Oct. 13 †Georgia, Athens	28	12
Oct. 20 Arkansas State, Oxford (HC)	42	13
Oct. 27 Vanderbilt, Nashville	14	13
Nov. 3 †LSU, Baton Rouge	19	10
Nov. 17 †Tennessee, Memphis	13	22
Nov. 24 Mississippi State, Jackson	21	9
GATOR BOWL, Jacksonville		
1-1-91 †Michigan	3	35
TOTAL POINTS	257	191

COACH: Billy Brewer
 CAPTAINS: Shawn Cobb, ILB; Chris Mitchell, SS;
 Kelvin Pritchett, DT; Dawson Pruet, C
 †Night Game †TV Game

1991 — Won 5, Lost 6

	OM	Opp
Aug. 31 †Tulane, New Orleans	22	3
Sept. 7 †Memphis State, Memphis	10	0
Sept. 14 †Auburn, Auburn	13	23
Sept. 21 †Ohio University, Oxford	38	14
Sept. 28 †Arkansas, Jackson	24	17
Oct. 5 †Kentucky, Lexington	35	14
Oct. 12 †Georgia, Oxford	17	37
Oct. 26 Vanderbilt, Oxford (HC)	27	30
Nov. 2 LSU, Jackson	22	25
Nov. 16 †Tennessee, Knoxville	25	36
Nov. 23 †Mississippi State, Starkville	9	24
TOTAL POINTS	242	223

COACH: Billy Brewer
 CAPTAINS: Darron Billings, RB; Jeff Carter, FS;
 Cliff Dew, C; Phillip Kent, OLB
 †Night Game †TV Game
 §First August Date

1992 — Won 9, Lost 3

	OM	Opp
Sept. 5 †Auburn, Oxford	45	21
Sept. 12 †Tulane, Oxford	35	9
Sept. 19 †Vanderbilt, Nashville	9	31
Sept. 26 †Georgia, Athens	11	37
Oct. 3 †Kentucky, Oxford	24	14
Oct. 17 †Arkansas, Little Rock	17	3
Oct. 24 †Alabama, Tuscaloosa	10	31
Oct. 31 †LSU, Jackson	32	0
Nov. 7 Memphis State, Oxford (HC)	17	12
Nov. 14 Louisiana Tech, Oxford	13	6
Nov. 28 †Mississippi State, Oxford	17	10
LIBERTY BOWL, Memphis		
Dec. 31 †Air Force	13	0
TOTAL POINTS	230	174

COACH: Billy Brewer
 CAPTAINS: Chad Brown, DT; Everett Lindsay, OT;
 Cory Philpot, TB; Lynn Ross, LB,
 Russ Shows, QB
 †Night Game †TV Game

1993 — Won 6, Lost 5

	OM	Opp
Sept. 2 †Auburn, Auburn	12	16
Sept. 11 †UT-Chattanooga, Oxford	40	7
Sept. 18 †Vanderbilt, Oxford	49	7
Sept. 25 †Georgia, Oxford	31	14
Oct. 2 †Kentucky, Lexington	0	21
Oct. 16 †Arkansas, Jackson	19	0
Oct. 23 †Alabama, Oxford	14	19
Oct. 30 †LSU, Baton Rouge	17	19
Nov. 6 Memphis State, Memphis	3	19
Nov. 13 Northern Illinois, Oxford (HC)	44	0
Nov. 27 Mississippi State, Starkville	13	20
TOTAL POINTS	242	142

COACH: Billy Brewer
 CAPTAINS: Gary Abide, LB; Clint Conlee, OT;
 Johnny Dixon, SS; Dewayne Dotson, LB
 #Won by forfeit †TV Game

1994 — Won 4, Lost 7

	OM	Opp
Sept. 3 †Auburn, Oxford	17	22
Sept. 10 †Southern Illinois, Oxford	59	3
Sept. 17 †Vanderbilt, Nashville	20	14
Sept. 24 Georgia, Athens	14	17
Oct. 1 †Florida, Oxford	14	38
Oct. 15 Arkansas, Fayetteville	7	31
Oct. 22 †Alabama, Tuscaloosa	10	21
Oct. 29 LSU, Oxford (HC)	34	21
Nov. 5 Memphis, Oxford	16	17
Nov. 12 †Tulane, New Orleans	38	0
Nov. 26 Mississippi State, Oxford	17	21
TOTAL POINTS	246	205

INTERIM COACH: Joe Lee Dunn
 CAPTAINS: Alundis Brice, CB; Jerry Graeber, FS;
 Abdul Jackson, LB; Jeff Miller, OT;
 Josh Nelson, QB
 †Night Game †TV Game

1995 — Won 6, Lost 5

	OM	Opp
Sept. 2 †Auburn, Auburn	13	46
Sept. 9 †Indiana State, Oxford	56	10
Sept. 23 †Georgia, Oxford	18	10
Sept. 30 Florida, Gainesville	10	28
Oct. 7 Tulane, Oxford	20	17
Oct. 14 Arkansas, Memphis	6	13
Oct. 21 Alabama, Oxford	9	23
Oct. 28 Vanderbilt, Oxford (HC)	21	10
Nov. 4 Memphis, Memphis	34	3
Nov. 11 †LSU, Baton Rouge	9	38
Nov. 25 Mississippi State, Starkville	13	10
TOTAL POINTS	209	208

COACH: Tommy Tuberville
 CAPTAINS: Renard Brown, DE; Dou Innocent, RB;
 David Knott, DB; Darrell Moncus, C;
 David Vinson, C; Trey Wicker, DE
 †Night Game

1996 — Won 5, Lost 6

	OM	Opp
Aug. 31 †Idaho State, Oxford	38	14
Sept. 7 †VMI, Jackson	31	7
Sept. 14 †Auburn, Oxford	28	45
Sept. 21 †Vanderbilt, Nashville	20	9
Oct. 3 †Tennessee, Memphis	3	41
Oct. 19 †Alabama, Tuscaloosa	0	37
Oct. 26 †Arkansas State, Oxford	38	21
Nov. 9 Arkansas, Fayetteville	7	13
Nov. 16 LSU, Oxford (HC)	7	39
Nov. 23 †Georgia, Athens	31	27
Nov. 30 †Mississippi State, Oxford	0	17
TOTAL POINTS	203	270

COACH: Tommy Tuberville
 CAPTAINS: Lawrence Adams, HB; Kris Mangum, TE;
 Derek Jones, CB; Kyle Wicker, DE
 †Night Game †TV Game

HISTORY & RECORDS

1997 — Won 8, Lost 4

	OM	Opp
Aug. 30 †Central Florida, Oxford (ot)	24	23
Sept. 6 †SMU, Oxford	23	15
Sept. 13 †Auburn, Auburn	9	19
Sept. 27 †Vanderbilt, Oxford (HC)	15	3
Oct. 4 †Tennessee, Knoxville	17	31
Oct. 18 †LSU, Baton Rouge	36	21
Oct. 25 †Alabama, Oxford	20	29
Nov. 6 †Arkansas, Oxford	19	9
Nov. 15 †Tulane, New Orleans	41	24
Nov. 22 Georgia, Oxford	14	21
Nov. 29 †Mississippi State, Starkville	15	14
MOTOR CITY BOWL, Pontiac		
Dec. 26 †Marshall	34	31
TOTAL POINTS	233	209

COACH: Tommy Tuberville
 CAPTAINS: John Avery, RB; Walker Jones, LB; Stewart Prtridge, QB; Nate Wayne, LB
 †Night Game †TV Game

1998 — Won 7, Lost 5

	OM	Opp
Sept. 5 †Memphis, Oxford	30	10
Sept. 12 †Auburn, Oxford	0	17
Sept. 19 †Vanderbilt, Nashville	30	6
Sept. 26 SMU, Dallas (ot)	48	41
Oct. 3 South Carolina, Oxford	30	28
Oct. 10 Alabama, Tuscaloosa (ot)	17	20
Oct. 24 Arkansas State, Oxford (HC)	30	17
Oct. 31 LSU, Oxford (ot)	37	31
Nov. 7 †Arkansas, Fayetteville	0	34
Nov. 21 Georgia, Athens	17	24
Nov. 26 †Mississippi State, Oxford	6	28
INDEPENDENCE BOWL, Shreveport		
Dec. 31 †Texas Tech	35	18
TOTAL POINTS	245	256

COACHES: Tommy Tuberville; David Cutcliffe
 CO-CAPTAINS: Matt Luke, C; Gary Thigpen, CB
 †Night Game †TV Game

1999 — Won 8, Lost 4

	OM	Opp
Sept. 4 †Memphis, Memphis	3	0
Sept. 11 †Arkansas State, Oxford	38	14
Sept. 18 †Vanderbilt, Oxford (ot)	34	37
Sept. 25 †Auburn, Auburn (ot)	24	17
Oct. 2 †South Carolina, Columbia	36	10
Oct. 9 Tulane, Oxford (HC)	20	13
Oct. 16 †Alabama, Oxford	24	30
Oct. 30 †LSU, Baton Rouge	42	23
Nov. 6 †Arkansas, Oxford	38	16
Nov. 20 †Georgia, Oxford	17	20
Nov. 25 †Mississippi State, Starkville	20	23
INDEPENDENCE BOWL, Shreveport		
Dec. 31 †Oklahoma	27	25
TOTAL POINTS	296	203

COACH: David Cutcliffe
 CAPTAINS: Kendrick Clancy, DT; Cory Peterson, WR; Armegis Spearman, LB; Tim Strickland, CB; Todd Wade, OL
 †Night Game †TV Game

2000 — Won 7, Lost 5

	OM	Opp
Sept. 2 †Tulane, Oxford	49	20
Sept. 9 †Auburn, Oxford	27	35
Sept. 16 †Vanderbilt, Nashville	12	7
Sept. 30 †Kentucky, Oxford	35	17
Oct. 7 Arkansas State, Oxford	35	10
Oct. 14 †Alabama, Tuscaloosa	7	45
Oct. 28 UNLV, Oxford (HC) (ot)	43	40
Nov. 4 Arkansas, Fayetteville	38	24
Nov. 11 †LSU, Oxford	9	20
Nov. 18 †Georgia, Athens	14	32
Nov. 23 †Mississippi State, Oxford	45	30
MUSIC CITY BOWL, Nashville		
Dec. 28 †West Virginia	38	49
TOTAL POINTS	314	280

COACH: David Cutcliffe
 CAPTAINS: Derrick Burgess, DE; Shane Elam, DE; Deuce McAllister, RB; Romaro Miller, QB
 †Night Game †TV Game

2001 — Won 7, Lost 4

	OM	Opp
Sept. 1 †Murray State, Oxford	49	14
Sept. 8 †Auburn, Auburn	21	27
Sept. 29 Kentucky, Lexington	42	31
Oct. 6 †Arkansas State, Jonesboro	35	17
Oct. 13 †Alabama, Oxford	27	24
Oct. 20 Middle Tennessee, Oxford (HC)	45	17
Oct. 27 †LSU, Baton Rouge	35	24
Nov. 3 †Arkansas, Oxford (7ot)	56	58
Nov. 17 †Georgia, Oxford	15	35
Nov. 22 †Mississippi State, Starkville	28	36
Dec. 1 †Vanderbilt, Oxford	38	27
TOTAL POINTS	391	310

COACH: David Cutcliffe
 CAPTAINS: Terrence Metcalf, OT; Syniker Taylor, CB; Anthony Sims, DE; Charles Stackhouse, RB; Kevin Thomas, LB
 †Night Game †TV Game

2002 — Won 7, Lost 6

	OM	Opp
Aug. 31 †ULM, Oxford	31	3
Sept. 7 †Memphis, Oxford	38	16
Sept. 14 †Texas Tech, Lubbock	28	42
Sept. 21 †Vanderbilt, Oxford	45	38
Oct. 5 †Florida, Oxford	17	14
Oct. 12 Arkansas State, Oxford (HC)	52	17
Oct. 19 †Alabama, Tuscaloosa	7	42
Oct. 26 Arkansas, Fayetteville	28	48
Nov. 2 †Auburn, Oxford	24	31
Nov. 9 †Georgia, Athens	17	31
Nov. 23 †LSU, Baton Rouge	13	14
Nov. 28 †Mississippi State, Oxford	24	12
INDEPENDENCE BOWL, Shreveport		
Dec. 27 †Nebraska	27	23
TOTAL POINTS	351	331

COACH: David Cutcliffe
 CAPTAINS: Lanier Goethie, LB; Ben Claxton, C; Doug Zeigler, TE; Eddie Strong, LB
 †Night Game †TV Game

2003 — Won 10, Lost 3

	OM	Opp
Aug. 30 †Vanderbilt, Nashville	24	21
Sept. 6 †Memphis, Memphis	34	44
Sept. 13 †ULM, Oxford	59	14
Sept. 27 †Texas Tech, Oxford	45	49
Oct. 4 †Florida, Gainesville	20	17
Oct. 11 Arkansas State, Oxford (HC)	55	0
Oct. 18 †Alabama, Oxford	43	28
Oct. 25 †Arkansas, Oxford	19	7
Nov. 1 †South Carolina, Oxford	43	40
Nov. 8 †Auburn, Auburn	24	20
Nov. 22 †LSU, Oxford	14	17
Nov. 27 †Mississippi State, Starkville	31	0
COTTON BOWL, Dallas		
Jan. 2 †Oklahoma State	31	28
TOTAL POINTS	442	285

COACH: David Cutcliffe
 CAPTAINS: Charlie Anderson, DE; Chris Collins, WR; Eli Manning, QB; Jesse Mitchell, DE
 †Night Game †TV Game

2004 — Won 4, Lost 7

	OM	Opp
Sept. 4 †Memphis, Oxford	13	20
Sept. 11 †Alabama, Tuscaloosa	7	28
Sept. 18 †Vanderbilt, Oxford (ot)	26	23
Sept. 25 Wyoming, Laramie	32	37
Oct. 2 Arkansas State, Oxford (HC)	28	21
Oct. 9 South Carolina, Columbia	31	28
Oct. 16 †Tennessee, Oxford	17	21
Oct. 30 †Auburn, Oxford	14	35
Nov. 13 †Arkansas, Fayetteville	3	35
Nov. 20 LSU, Baton Rouge	24	27
Nov. 27 Mississippi State, Oxford	20	3
TOTAL POINTS	215	278

COACH: David Cutcliffe
 CAPTAINS: Doug Buckles, OL; Kerry Johnson, WR; Marcus Johnson, OL; Eric Oliver, DB; Rob Robertson, LB
 †Night Game †TV Game

2005 — Won 3, Lost 8

	OM	Opp
Sept. 5 †Memphis, Memphis	10	6
Sept. 17 †Vanderbilt, Nashville	23	31
Sept. 24 †Wyoming, Oxford	14	24
Oct. 1 †Tennessee, Knoxville	10	27
Oct. 8 The Citadel, Oxford (HC)	27	7
Oct. 15 †Alabama, Oxford	10	13
Oct. 22 Kentucky, Oxford	13	7
Oct. 29 †Auburn, Auburn	3	27
Nov. 17 †Arkansas, Oxford	17	28
Nov. 19 †LSU, Oxford	7	40
Nov. 26 Mississippi State, Starkville	14	35
TOTAL POINTS	148	245

COACH: Ed Orgeron
 CAPTAINS: Michael Bozeman, NT; Tre' Stallings, OL
 †Night Game †TV Game

2006 — Won 4, Lost 8

	OM	Opp
Sept. 3 †Memphis, Oxford	28	25
Sept. 9 †Missouri, Columbia	7	34
Sept. 16 †Kentucky, Lexington	14	31
Sept. 23 †Wake Forest, Oxford	3	27
Sept. 30 †Georgia, Oxford	9	14
Oct. 7 Vanderbilt, Oxford (HC)	17	10
Oct. 14 †Alabama, Tuscaloosa (ot)	23	26
Oct. 21 †Arkansas, Fayetteville	3	38
Oct. 28 †Auburn, Oxford	17	23
Nov. 4 Northwestern State, Oxford	27	7
Nov. 18 †LSU, Baton Rouge (ot)	20	23
Nov. 25 Mississippi State, Oxford	20	17
TOTAL POINTS	188	275

COACH: Ed Orgeron
 CAPTAINS: Patrick Willis, LB; Andrew Wicker, OL
 †Night Game †TV Game

2007 — Won 3, Lost 9

	OM	Opp
Sept. 1 †Memphis, Memphis	23	21
Sept. 8 Missouri, Oxford	25	38
Sept. 15 †Vanderbilt, Nashville	17	31
Sept. 22 †Florida, Oxford	24	30
Sept. 29 Georgia, Athens	17	45
Oct. 6 Louisiana Tech, Oxford (HC)	24	0
Oct. 13 †Alabama, Oxford	24	27
Oct. 20 Arkansas, Oxford	8	44
Oct. 27 Auburn, Auburn	3	17
Nov. 3 Northwestern State, Oxford	38	31
Nov. 17 †LSU, Oxford	24	41
Nov. 23 †Mississippi State, Starkville	14	17
TOTAL POINTS	241	342

COACH: Ed Orgeron
 CAPTAINS: Game Captains
 †Night Game †TV Game

2008 — Won 9, Lost 4

	OM	Opp
Aug. 30 †Memphis, Oxford	41	24
Sept. 6 †Wake Forest, Winston-Salem	28	30
Sept. 13 †Samford, Oxford	34	10
Sept. 20 †Vanderbilt, Oxford	17	23
Sept. 27 †Florida, Gainesville	31	30
Oct. 4 South Carolina, Oxford (HC)	24	31
Oct. 18 †Alabama, Tuscaloosa	20	24
Oct. 25 †Arkansas, Fayetteville	23	21
Nov. 1 †Auburn, Oxford	17	7
Nov. 15 ULM, Oxford	59	0
Nov. 22 †LSU, Baton Rouge	31	13
Nov. 28 †Mississippi State, Oxford	45	0
COTTON BOWL, Dallas		
Jan. 2 †Texas Tech	47	34
TOTAL POINTS	417	247

COACH: Houston Nutt
 CAPTAINS: Jason Cook, FB; Peria Jerry, DT; Michael Oher, OT; Jamarca Sanford, S
 †Night Game †TV Game

NOTE: The overall record for each season includes bowl victories. However, the total points for each year through 2001 includes only regular-season contests. For the years the Rebels played in a bowl game prior to 2002, the points are not included because the NCAA did not count bowl game statistics.

‡ See page 219-220 for a complete list of all-time television appearances.

2009 — Won 9, Lost 4

	OM	Opp
Sept. 6 †Memphis, Memphis	45	14
Sept. 19 †Southeastern La., Oxford	52	6
Sept. 24 †South Carolina, Columbia	10	16
Oct. 3 †Vanderbilt, Nashville	23	7
Oct. 10 †Alabama, Oxford	3	22
Oct. 17 †UAB, Oxford (HC)	48	13
Oct. 24 †Arkansas, Oxford	30	17
Oct. 31 †Auburn, Auburn	20	33
Nov. 7 †Northern Arizona, Oxford	38	14
Nov. 14 †Tennessee, Oxford	42	17
Nov. 21 †LSU, Oxford	25	23
Nov. 28 †Mississippi State, Starkville	27	41
COTTON BOWL, Arlington		
Jan. 2 †Oklahoma State	21	7
TOTAL POINTS	384	230

COACH: Houston Nutt
 CAPTAINS: Daverin Gerald, C; Marshay Green, CB; John Jerry, OT; Kendrick Lewis, FS; Dexter McCluster, RB-WR; Marcus Tillman, DE; Patrick Trahan, LB
 †Night Game †TV Game

2010 — Won 0, Lost 8

	OM	Opp
Sept. 4 †Jacksonville State, Oxford (2ot)	48	49
Sept. 11 †Tulane, New Orleans	27	13
Sept. 18 †Vanderbilt, Oxford	14	28
Sept. 25 †Fresno State, Oxford	55	38
Oct. 2 †Kentucky, Oxford	42	35
Oct. 16 †Alabama, Tuscaloosa	10	23
Oct. 23 †Arkansas, Fayetteville	24	38
Oct. 30 †Auburn, Oxford	31	51
Nov. 6 †La.-Lafayette, Oxford (HC)	43	21
Nov. 13 †Tennessee, Knoxville	14	52
Nov. 20 †LSU, Baton Rouge	36	43
Nov. 27 †Mississippi State, Oxford	23	31
TOTAL POINTS	367	422

COACH: Houston Nutt
 CAPTAINS: Lionel Breau, WR; Johnny Brown, S; Jonathan Cornell, LB; Kentrell Lockett, DE; Jerrell Powe, DT
 †Night Game †TV Game
 #Game vacated due to NCAA ruling (Original record: 4-8 overall)

2011 — Won 0, Lost 10

	OM	Opp
Sept. 3 †BYU, Oxford	13	14
Sept. 10 †Southern Illinois, Oxford	42	24
Sept. 17 †Vanderbilt, Nashville	7	30
Sept. 24 †Georgia, Oxford	13	27
Oct. 1 †Fresno State, Fresno	38	28
Oct. 15 †Alabama, Oxford	7	52
Oct. 22 †Arkansas, Oxford	24	29
Oct. 29 †Auburn, Auburn	23	41
Nov. 5 †Kentucky, Lexington	13	30
Nov. 12 †Louisiana Tech, Oxford (HC)	7	27
Nov. 19 †LSU, Oxford	3	52
Nov. 26 †Mississippi State, Starkville	3	31
TOTAL POINTS	193	385

COACH: Houston Nutt
 CAPTAINS: Brandon Bolden, RB; Wayne Dorsey, DE; Derrick Herman, WR; Kentrell Lockett, DE; Bradley Sowell, OT; Marcus Temple, CB
 †Night Game †TV Game
 #Game vacated due to NCAA ruling (Original record: 2-10 overall)

2012 — Won 0, Lost 6

	OM	Opp
Sept. 1 †Central Arkansas, Oxford	49	27
Sept. 8 †UTEP, Oxford	28	10
Sept. 15 †Texas Tech, Oxford	31	66
Sept. 22 †Tulane, New Orleans	39	0
Sept. 29 †Alabama, Tuscaloosa	14	33
Oct. 6 †Texas A&M, Oxford	27	30
Oct. 13 †Auburn, Oxford (HC)	41	20
Oct. 27 †Arkansas, Little Rock	30	27
Nov. 3 †Georgia, Athens	10	37
Nov. 10 †Vanderbilt, Oxford	26	27
Nov. 17 †LSU, Baton Rouge	35	41
Nov. 24 †Mississippi State, Oxford	41	24
BVVA COMPASS BOWL, Birmingham		
Jan. 5 †Pittsburgh	38	17
TOTAL POINTS	409	359

COACH: Hugh Freeze
 CAPTAINS: Game Captains
 †Night Game †TV Game
 #Game vacated due to NCAA ruling (Original record: 7-6 overall)



2013 — Won 1, Lost 5

	OM	Opp
Aug. 29 #†Vanderbilt, Nashville	39	35
Sept. 7 #†Southeast Missouri, Oxford	31	13
Sept. 14 #†Texas, Austin	44	23
Sept. 28 †Alabama, Tuscaloosa	0	25
Oct. 5 ††Auburn, Auburn	22	30
Oct. 12 ††Texas A&M, Oxford	38	41
Oct. 19 #†LSU, Oxford	27	24
Oct. 26 #†Idaho, Oxford (HC)	59	14
Nov. 9 #†Arkansas, Oxford	34	24
Nov. 16 #†Troy, Oxford	51	21
Nov. 23 ††Missouri, Oxford	10	24
Nov. 28 ††Mississippi St., Starkville (ot)	10	17
MUSIC CITY BOWL, Nashville		
Dec. 30 †Georgia Tech	25	17
TOTAL POINTS	390	308

COACH: Hugh Freeze
 CAPTAINS: Game Captains
 †Night Game †TV Game
 #Game vacated due to NCAA ruling
 (Original record: 8-5 overall)

2014 — Won 1, Lost 4

	OM	Opp
Aug. 28 #†Boise State, Atlanta	35	13
Sept. 6 #†Vanderbilt, Nashville	41	3
Sept. 13 #†Louisiana, Oxford	56	15
Sept. 27 #††Memphis, Oxford	24	3
Oct. 4 #†Alabama, Oxford	23	17
Oct. 11 #††Texas A&M, College Station	35	20
Oct. 18 #††Tennessee, Oxford (HC)	34	3
Oct. 25 ††LSU, Baton Rouge	7	10
Nov. 1 ††Auburn, Oxford	31	35
Nov. 8 ††Presbyterian, Oxford	48	0
Nov. 22 ††Arkansas, Fayetteville	0	30
Nov. 29 #††Mississippi St., Oxford	31	17
PEACH BOWL, Atlanta		
Dec. 31 †TCU	3	42
TOTAL POINTS	368	208

COACH: Hugh Freeze
 CAPTAINS: Game Captains
 †Night Game †TV Game
 #Game vacated due to NCAA ruling
 (Original record: 9-4 overall)

2015 — Won 10, Lost 3

	OM	Opp
Sept. 5 †UT Martin, Oxford	76	3
Sept. 12 †Fresno State, Oxford	73	21
Sept. 19 †Alabama, Tuscaloosa	43	37
Sept. 26 ††Vanderbilt, Oxford	27	16
Oct. 3 ††Florida, Gainesville	10	38
Oct. 10 †New Mexico State, Oxford (HC)	52	3
Oct. 17 ††Memphis, Memphis	24	37
Oct. 24 ††Texas A&M, Oxford	23	3
Oct. 31 ††Auburn, Auburn	27	19
Nov. 7 ††Arkansas, Oxford (ot)	52	53
Nov. 21 ††LSU, Oxford	38	17
Nov. 28 ††Mississippi St., Starkville	38	27
SUGAR BOWL, New Orleans		
Jan. 1 ††Oklahoma State	48	20
TOTAL POINTS	531	294

COACH: Hugh Freeze
 CAPTAINS: Justin Bell, OL; Evan Ingram, TE; Mike Hilton, DB; C.J. Johnson, LB
 †Night Game †TV Game

2016 — Won 0, Lost 7

	OM	Opp
Sept. 5 ††Florida State, Orlando	34	45
Sept. 10 #†Wofford, Oxford	38	13
Sept. 17 †Alabama, Oxford	43	48
Sept. 24 #†Georgia, Oxford	45	14
Oct. 1 #††Memphis, Oxford (HC)	48	28
Oct. 15 ††Arkansas, Fayetteville	30	34
Oct. 22 ††LSU, Baton Rouge	21	38
Oct. 29 ††Auburn, Oxford	29	40
Nov. 5 #†Georgia Southern, Oxford	37	27
Nov. 12 #††Texas A&M, College Station	29	28
Nov. 19 ††Vanderbilt, Nashville	17	38
Nov. 26 ††Mississippi St., Oxford	20	55
TOTAL POINTS	391	408

COACH: Hugh Freeze
 CAPTAINS: Game Captains
 †Night Game †TV Game
 #Game vacated due to NCAA ruling
 (Original record: 5-7 overall)

2017 — Won 6, Lost 6

	OM	Opp
Sept. 2 ††South Alabama, Oxford	47	27
Sept. 9 †UT Martin, Oxford	45	23
Sept. 16 ††Cal, Berkeley	16	27
Sept. 30 †Alabama, Tuscaloosa	3	66
Oct. 7 ††Auburn, Auburn	23	44
Oct. 14 ††Vanderbilt, Oxford (HC)	57	35
Oct. 21 ††LSU, Oxford	24	40
Oct. 28 ††Arkansas, Oxford	37	38
Nov. 4 †Kentucky, Lexington	37	34
Nov. 11 †Louisiana, Oxford	50	22
Nov. 18 ††Texas A&M, Oxford	24	31
Nov. 23 ††Mississippi St., Starkville	31	28
TOTAL POINTS	391	408

COACH: Matt Luke
 CAPTAINS: Game Captains
 †Night Game †TV Game

2018 — Won 5, Lost 7

	OM	Opp
Sept. 1 ††Texas Tech, Houston	47	27
Sept. 8 ††Southern Illinois, Oxford	76	41
Sept. 15 ††Alabama, Oxford	7	62
Sept. 22 ††Kent State, Oxford	38	17
Sept. 29 ††LSU, Baton Rouge	16	45
Oct. 6 ††ULM, Oxford (HC)	23	44
Oct. 13 ††Arkansas, Little Rock	37	33
Oct. 20 ††Auburn, Oxford	16	31
Nov. 3 ††South Carolina, Oxford	44	48
Nov. 10 ††Texas A&M, College Station	24	38
Nov. 17 ††Vanderbilt, Nashville (ot)	29	36
Nov. 22 ††Mississippi St., Oxford	3	35
TOTAL POINTS	407	434

COACH: Matt Luke
 CAPTAINS: Game Captains
 †Night Game †TV Game

2019 — Won 4, Lost 8

	OM	Opp
Aug. 31 ††Memphis, Memphis	10	15
Sept. 7 ††Arkansas, Oxford	31	17
Sept. 14 ††Southeastern Louisiana, Oxford	40	29
Sept. 21 ††Cal, Oxford	20	28
Sept. 28 †Alabama, Tuscaloosa	31	59
Oct. 5 ††Vanderbilt, Oxford (HC)	31	6
Oct. 12 ††Missouri, Columbia	27	38
Oct. 19 ††Texas A&M, Oxford	17	24
Nov. 2 ††Auburn, Auburn	14	20
Nov. 9 ††New Mexico State, Oxford	41	3
Nov. 16 ††LSU, Oxford	37	58
Nov. 28 ††Mississippi St., Starkville	20	21
TOTAL POINTS	319	318

COACH: Matt Luke
 CAPTAINS: Game Captains
 †Night Game †TV Game

2020 — Won 5, Lost 5

	OM	Opp
Sept. 26 ††Florida, Oxford	35	51
Oct. 3 ††Kentucky, Lexington (ot)	42	41
Oct. 10 ††Alabama, Oxford	48	63
Oct. 17 ††Arkansas, Fayetteville	21	33
Oct. 24 ††Auburn, Oxford (HC)	28	35
Oct. 31 ††Vanderbilt, Nashville	54	21
Nov. 14 ††South Carolina, Oxford	59	42
Nov. 28 ††Mississippi St., Oxford	31	24
Dec. 19 ††LSU, Baton Rouge	48	53
OUTBACK BOWL, Tampa		
Jan. 2 ††Indiana	26	20
TOTAL POINTS	392	383

COACH: Lane Kiffin
 CAPTAINS: Game Captains
 †Night Game †TV Game

2021 — Won 10, Lost 3

	OM	Opp
Sept. 6 ††Louisville, Atlanta	43	24
Sept. 11 ††Austin Peay, Oxford	54	17
Sept. 18 ††Tulane, Oxford	61	21
Oct. 2 †Alabama, Tuscaloosa	21	42
Oct. 9 ††Arkansas, Oxford (HC)	52	51
Oct. 16 ††Tennessee, Knoxville	31	26
Oct. 23 ††LSU, Oxford	31	17
Oct. 30 ††Auburn, Auburn	20	31
Nov. 6 ††Liberty, Oxford	27	14
Nov. 13 ††Texas A&M, Oxford	29	19
Nov. 20 ††Vanderbilt, Oxford	31	17
Nov. 25 ††Mississippi St., Starkville	31	21
SUGAR BOWL, New Orleans		
Jan. 1 ††Baylor	7	21
TOTAL POINTS	438	321

COACH: Lane Kiffin
 CAPTAINS: Game Captains
 †Night Game †TV Game

2022 — Won 8, Lost 5

	OM	Opp
Sept. 3 ††Troy, Oxford	28	10
Sept. 10 ††Central Arkansas, Oxford	59	3
Sept. 17 ††Georgia Tech, Atlanta	42	0
Sept. 24 ††Tulsa, Oxford	35	27
Oct. 1 ††Kentucky, Oxford	22	19
Oct. 8 ††Vanderbilt, Nashville	52	28
Oct. 15 ††Auburn, Oxford	48	34
Oct. 22 ††LSU, Baton Rouge	20	45
Oct. 29 ††Texas A&M, College Station	31	28
Nov. 12 ††Alabama, Oxford	24	30
Nov. 19 ††Arkansas, Fayetteville	27	42
Nov. 24 ††Mississippi St., Oxford	22	24
TEXAS BOWL, Houston		
Dec. 28 ††Texas Tech	25	42
TOTAL POINTS	435	332

COACH: Lane Kiffin
 CAPTAINS: Game Captains
 †Night Game †TV Game

OVERTIME GAMES RECORD: 7-9

1997 — Won 1, Loss 0	OM	Opp
Aug. 30 Central Florida, Oxford (ot)	24	23
1998 — Won 2, Lost 1	OM	Opp
Sept. 26 SMU, Dallas (ot)	48	41
Oct. 10 Alabama, Tuscaloosa (ot)	17	20
Oct. 31 LSU, Oxford (ot)	37	31
1999 — Won 1, Lost 1	OM	Opp
Sept. 18 Vanderbilt, Oxford (ot)	34	37
Sept. 25 Auburn, Auburn (ot)	24	17
2000 — Won 1, Lost 0	OM	Opp
Oct. 28 UNLV, Oxford (ot)	43	40
2001 — Won 0, Lost 1	OM	Opp
Nov. 3 Arkansas, Oxford (7 ot)	56	58
2004 — Won 1, Lost 0	OM	Opp
Sept. 18 Vanderbilt, Oxford (ot)	26	23
2006 — Won 0, Lost 2	OM	Opp
Oct. 14 Alabama, Tuscaloosa (ot)	23	26
Nov. 18 LSU, Baton Rouge (ot)	20	23
2010 — Won 0, Lost 1	OM	Opp
Sept. 4 Jacksonville St., Oxford (2 ot)	48	49
2013 — Won 0, Lost 1	OM	Opp
Nov. 28 Mississippi State, Starkville (ot)	10	17
2015 — Won 0, Lost 1	OM	Opp
Nov. 7 Arkansas, Oxford (ot)	52	53
2018 — Won 0, Lost 1	OM	Opp
Nov. 17 Vanderbilt, Nashville (ot)	29	36
2020 — Won 1, Lost 0	OM	Opp
Oct. 3 Kentucky, Lexington (ot)	42	41

REBEL STREAKS

Longest Winning Streak: 13; streak began with win over North Texas State, 33-0 (10-1-55) through Vanderbilt, 16-0 (10-13-56); streak ended with loss to Tulane 10-3 (10-20-56)

Longest Losing Streak: 7, twice; recent streak began with loss to Alabama, 52-7 (10-15-11) through Mississippi State, 31-3 (11-26-11); former streak began with loss to Alabama, 35-21 (10-5-74) through Mississippi State, 31-13 (11-23-74)

Longest Home Winning Streak: 21; streak began with win over LSU, 28-0 (11-1-52) through Chattanooga, 58-0 (11-7-59)

Most Consecutive Wins Over an Opponent in a Series: 17; Memphis, 1921-1962; streak ended with a tie to Memphis, 0-0 (9-21-63)

Most Consecutive Winning Seasons: 13 (1951-1963)

Most Consecutive Non-Losing Seasons: 24 (1950-1973)

Most Consecutive Shutouts: 6 (1910-11, 1933)

Most Consecutive Seasons Playing in a Bowl Game: 15 (1957-1971)

Most Consecutive Bowl Victories: 6 (2002-2013)

NATIONALLY RANKED GAMES

Date	Opponent (OM/Opp)	OM	Opp
11-9-1936	at Marquette (NR/8)	0	33
12-5-1936	Tennessee -1 (NR/17)	0	0
11-13-1937	Arkansas -1 (NR/20)	6	32
12-3-1938	Tennessee -1 (NR/4)	0	47
10-21-1939	St. Louis (17/NR)	42	0
10-28-1939	at Tulane (14/9)	6	14
11-11-1939	at Miss. Teachers (19/NR)	27	7
10-19-1940	Duquesne (13/NR)	14	6
10-26-1940	Arkansas -1 (14/NR)	20	21
11-16-1940	W. Tenn. Teachers (17/NR)	38	7
11-23-1940	at Mississippi State (11/16)	0	19
10-25-1941	at Tulane (NR/10)	20	13
11-1-1941	at Marquette (17/NR)	12	6
11-8-1941	at LSU (16/NR)	13	12
11-22-1941	Arkansas -1 (15/NR)	18	0
11-29-1941	Mississippi State (14/NR)	0	6
11-14-1942	Tennessee -1 (NR/11)	0	14
10-21-1944	Tulsa -1 (NR/13)	0	47
11-3-1945	at LSU (NR/17)	13	32
11-24-1945	at Mississippi St. (NR/20)	7	6
11-9-1946	Tennessee -1 (NR/7)	14	18
11-23-1946	Mississippi State (NR/18)	0	20
10-11-1947	at Vanderbilt (18/NR)	6	10
11-1-1947	at LSU (NR/17)	20	18
11-29-1947	at Mississippi State (15/NR)	33	14
1-1-1948	vs. TCU -2 (15/NR)	13	9
11-13-1948	Tennessee -1 (NR/18)	16	13
10-29-1949	at LSU (NR/17)	7	34
9-30-1950	at Kentucky (NR/13)	0	27
10-14-1950	at Vanderbilt (NR/19)	14	20
11-18-1950	at Tennessee (NR/9)	0	35
9-29-1951	Kentucky (NR/6)	21	17
11-17-1951	Tennessee (NR/2)	21	46
10-4-1952	Auburn -1 (18/NR)	20	7
11-8-1952	at Houston (14/NR)	6	0
11-15-1952	Maryland (11/3)	21	14
11-29-1952	Mississippi State (6/NR)	20	14
1-1-1953	vs. Georgia Tech -3 (7/2)	7	24
10-3-1953	at Auburn (15/NR)	0	13
10-31-1953	at LSU (18/NR)	27	16
11-7-1953	North Texas (12/NR)	40	7
11-14-1953	at Maryland (11/2)	0	38
9-17-1954	North Texas -1 (10/NR)	35	12
9-25-1954	Kentucky -1 (9/NR)	28	9
10-2-1954	at Villanova (8/NR)	52	0
10-9-1954	at Vanderbilt (7/NR)	22	7
10-16-1954	Tulane (7/NR)	34	7
10-23-1954	at Arkansas -4 (5/7)	0	6
10-30-1954	at LSU (12/NR)	21	6
11-6-1954	at Memphis State (9/NR)	51	0
11-13-1954	at Houston (7/NR)	26	0
9-17-1955	Georgia -5 (15/NR)	26	13
9-24-1955	at Kentucky (8/NR)	14	21
10-29-1955	at LSU (20/NR)	29	26
11-5-1955	at Memphis State (15/NR)	39	6
11-12-1955	Houston -6 (14/NR)	27	11
11-26-1955	at Mississippi State (15/NR)	26	0
1-2-1956	vs. Texas Christian -7 (10/5)	14	13
9-22-1956	North Texas State (13/NR)	45	0
9-29-1956	Kentucky -1 (9/NR)	37	7
10-6-1956	Houston -6 (6/NR)	14	0
10-13-1956	Vanderbilt (7/13)	16	0
10-20-1956	Tulane -6 (6/19)	3	10
10-27-1956	Arkansas -4 (10/NR)	0	14
11-17-1956	at Tennessee (19/1)	7	27
9-28-1957	at Kentucky (19/NR)	15	0
10-5-1957	Hardin-Simmons (15/NR)	34	7
10-12-1957	at Vanderbilt (14/NR)	28	0
10-18-1957	at Tulane (11/NR)	50	0
10-26-1957	Arkansas -1 (6/NR)	6	12
11-2-1957	Houston -6 (14/NR)	20	7
11-9-1957	LSU (14/NR)	14	12
11-16-1957	Tennessee -1 (8/7)	14	7
11-30-1957	Mississippi State (7/13)	7	7
1-1-1958	vs. Texas -3 (7/11)	39	7
9-20-1958	at Memphis State (6/NR)	17	0
9-27-1958	Kentucky -1 (9/14)	27	6

Date	Opponent (OM/Opp)	OM	Opp
10-4-1958	at Trinity (6/NR)	21	0
10-11-1958	at Tulane (7/NR)	19	8
10-18-1958	Hardin-Simmons (8/NR)	24	0
10-25-1958	Arkansas -4 (6/NR)	14	12
11-1-1958	at LSU (6/1)	0	14
11-8-1958	Houston (9/NR)	56	7
11-15-1958	at Tennessee (7/NR)	16	18
11-29-1958	Mississippi State (13/NR)	21	0
12-27-1958	vs. Florida -8 (11/14)	7	3
9-19-1959	at Houston (8/NR)	16	0
9-26-1959	at Kentucky (4/NR)	16	0
10-3-1959	Memphis State (3/NR)	43	0
10-10-1959	at Vanderbilt (5/NR)	33	0
10-17-1959	Tulane (5/NR)	53	7
10-24-1959	Arkansas -1 (4/10)	28	0
10-31-1959	at LSU (3/1)	3	7
11-7-1959	Chattanooga (5/NR)	58	0
11-14-1959	Tennessee -1 (5/9)	37	7
11-26-1959	at Mississippi State (2/NR)	42	0
1-1-1960	vs. LSU -3 (2/3)	21	0
9-17-1960	at Houston (2/NR)	42	0
9-24-1960	Kentucky -1 (1/NR)	21	6
10-1-1960	at Memphis State (1/NR)	31	20
10-8-1960	at Vanderbilt (2/NR)	26	0
10-15-1960	at Tulane (1/NR)	26	13
10-22-1960	Arkansas -4 (2/11)	10	7
10-29-1960	LSU (2/NR)	6	6
11-5-1960	Chattanooga (6/NR)	45	0
11-12-1960	at Tennessee (4/14)	24	3
11-26-1960	Mississippi State (3/NR)	35	9
1-2-1961	vs. Rice -3 (2/NR)	14	6
9-23-1961	Arkansas -6 (9/NR)	16	0
9-30-1961	at Kentucky (2/NR)	20	6
10-7-1961	Florida State (2/NR)	33	0
10-14-1961	Houston -1 (1/NR)	47	7
10-21-1961	Tulane -6 (2/NR)	41	0
10-28-1961	Vanderbilt (2/NR)	47	0
11-4-1961	at LSU (2/10)	7	10
11-11-1961	Chattanooga (7/NR)	54	0
11-18-1961	Tennessee -1 (6/NR)	24	10
12-2-1961	at Mississippi State (5/NR)	37	7
1-1-1962	vs. Texas (5/3) -7	7	12
9-22-1962	Memphis State (6/NR)	21	7
9-29-1962	Kentucky (7/NR)	14	0
10-6-1962	at Houston (7/NR)	40	7
10-20-1962	Tulane (5/NR)	21	0
10-27-1962	Vanderbilt (7/NR)	35	0
11-3-1962	at LSU (6/4)	15	7
11-10-1962	Chattanooga (4/NR)	52	7
11-17-1962	at Tennessee (3/NR)	19	6
12-1-1962	Mississippi State (3/NR)	13	6
1-1-1963	vs. Arkansas -3 (3/6)	17	13
9-21-1963	at Memphis State (2/NR)	0	0
10-5-1963	at Houston (10/NR)	20	6
10-19-1963	at Tulane (5/NR)	21	0
10-26-1963	Vanderbilt (5/NR)	27	7
11-2-1963	at LSU (3/NR)	37	3
11-9-1963	Tampa (3/NR)	41	0
11-16-1963	Tennessee -1 (3/NR)	20	0
11-30-1963	at Mississippi State (3/NR)	10	10
1-1-1964	vs. Alabama -3 (7/8)	7	12
9-19-1964	Memphis State (1/NR)	30	0
9-26-1964	Kentucky -6 (1/NR)	21	27
10-31-1964	at LSU (NR/9)	10	11
9-25-1965	at Kentucky (NR/10)	7	16
10-9-1965	Florida (NR/10)	0	17
10-30-1965	LSU -6 (NR/5)	23	0
11-13-1965	Tennessee -1 (NR/8)	14	13
10-1-1966	Alabama -6 (NR/3)	7	17
11-12-1966	at Tennessee (NR/10)	14	7
10-7-1967	Alabama -9 (NR/9)	7	21
10-14-1967	Georgia -6 (NR/3)	29	20
10-28-1967	Houston (NR/9)	14	13
10-5-1968	Alabama -6 (NR/11)	10	8
10-12-1968	at Georgia (13/17)	7	21
10-19-1968	Southern Miss (16/NR)	21	13
10-26-1968	Houston -6 (17/NR)	7	20

Date	Opponent (OM/Opp)	OM	Opp
11-2-1968	at LSU (NR/12)	27	24
11-16-1968	at Tennessee (NR/11)	0	31
9-20-1969	Memphis State (9/NR)	28	3
9-27-1969	at Kentucky (8/NR)	9	10
10-4-1969	Alabama -9 (20/15)	32	33
10-11-1969	Georgia -6 (NR/6)	25	17
10-18-1969	Southern Miss (19/NR)	69	7
10-25-1969	at Houston (17/NR)	11	25
11-1-1969	LSU -6 (NR/6)	26	23
11-8-1969	Chattanooga (17/NR)	21	0
11-15-1969	Tennessee -6 (18/3)	38	0
11-27-1969	at Mississippi State (14/NR)	48	22
1-1-1970	vs. Arkansas -3 (13/3)	27	22
9-19-1970	at Memphis State (5/NR)	47	13
9-26-1970	Kentucky -6 (5/NR)	20	17
10-3-1970	Alabama -6 (7/17)	48	23
10-10-1970	at Georgia (5/NR)	31	21
10-17-1970	Southern Miss (4/NR)	14	30
10-24-1970	at Vanderbilt (13/NR)	26	16
11-7-1970	Houston (13/17)	24	13
11-14-1970	Chattanooga (12/NR)	21	0
11-26-1970	Mississippi State (10/NR)	14	19
12-5-1970	at LSU (16/8)	17	61
1-2-1971	vs. Auburn -8 (NR/10)	28	35
10-2-1971	Alabama -9 (NR/7)	6	40
10-9-1971	Georgia -6 (NR/10)	7	38
10-30-1971	LSU -6 (NR/11)	24	22
11-25-1971	at Mississippi State (15/NR)	48	0
12-30-1971	at Georgia Tech -10 (17/NR)	41	18
9-16-1972	at Memphis State (19/NR)	34	29
9-23-1972	at South Carolina (20/NR)	21	0
9-30-1972	Southern Miss (17/NR)	13	9
10-7-1972	Auburn -6 (18/17)	13	19
11-4-1972	at LSU (NR/6)	16	17
11-18-1972	at Tennessee (NR/13)	0	17
11-3-1973	LSU -6 (NR/7)	14	51
11-17-1973	Tennessee -6 (NR/16)	28	18
9-14-1974	Missouri -6 (NR/18)	10	0
10-5-1974	Alabama -6 (NR/3)	21	35
9-13-1975	at Texas A&M (NR/8)	0	7
10-4-1975	Alabama -9 (NR/9)	6	32
9-11-1976	Alabama -6 (NR/6)	10	7
9-18-1976	Tulane (20/NR)	34	7
9-25-1976	at Southern Miss (17/NR)	28	0
10-2-1976	Auburn -6 (16/NR)	0	10
10-9-1976	Georgia (NR/4)	21	17
10-16-1976	at South Carolina (16/NR)	7	10
9-10-1977	Alabama -9 (NR/6)	13	34
9-17-1977	Notre Dame -6 (NR/3)	20	13
9-23-1978	at Missouri (NR/17)	14	45
11-4-1978	at LSU (NR/12)	8	30
9-17-1979	Missouri -6 (NR/9)	7	33
11-17-1979	Tennessee -6 (NR/18)	44	20
9-20-1980	Alabama -6 (NR/1)	35	59
10-11-1980	at Georgia (NR/6)	21	28
11-22-1980	Mississippi State -6 (NR/17)	14	19
10-3-1981	at Alabama (NR/11)	13	27
10-10-1981	Georgia (NR/11)	7	37
9-18-1982	Alabama -6 (NR/4)	14	42
9-25-1982	Arkansas -4 (NR/9)	11	14
10-9-1982	at Georgia (NR/5)	10	33
10-30-1982	at LSU (NR/13)	8	45
9-17-1983	at Alabama (NR/12)	0	40
9-24-1983	Arkansas -6 (NR/18)	13	10
10-8-1983	Georgia (NR/11)	11	36
11-12-1983	at Tennessee (NR/19)	13	10
12-10-1983	vs. Air Force -11 (NR/16)	3	9
10-6-1984	Auburn (NR/18)	13	17
10-13-1984	at Georgia (NR/15)	12	18
11-3-1984	at LSU (NR/15)	20	32
9-14-1985	Arkansas -6 (NR/14)	19	24
0-5-1985	at Auburn (NR/14)	0	41
10-12-1985	Georgia -6 (NR/18)	21	49
11-2-1985	LSU -6 (NR/16)	0	14
11-16-1985	at Tennessee (NR/18)	14	34
9-13-1986	Arkansas -4 (NR/18)	0	21
11-1-1986	at LSU (NR/11)	21	19

NATIONALLY RANKED GAMES

Date	Opponent (OM/Opp)	OM	Opp
11-15-1986	Tennessee -6 (20/NR)	10	22
9-12-1987	Arkansas -6 (NR/13)	10	31
10-3-1987	Georgia (NR/20)	14	31
10-31-1987	LSU -6 (NR/5)	13	42
11-14-1987	at Tennessee (NR/15)	13	55
10-1-1988	at Georgia (NR/15)	12	36
10-8-1988	at Alabama (NR/12)	22	12
10-29-1988	at LSU (NR/13)	20	31
9-23-1989	Arkansas -6 (NR/8)	17	24
10-7-1989	Alabama -6 (NR/13)	27	62
11-18-1989	at Tennessee (NR/9)	21	33
9-22-1990	Arkansas -4 (NR/13)	21	17
10-13-1990	at Georgia (24/NR)	28	12
10-20-1990	Arkansas State (18/NR)	42	13
10-27-1990	at Vanderbilt (17/NR)	14	13
11-3-1990	at LSU (17/NR)	19	10
11-17-1990	Tennessee -1 (15/14)	13	22
11-24-1990	Mississippi St. -6 (21/NR)	21	9
1-1-1991	vs. Michigan -8 (15/12)	3	35
9-14-1991	at Auburn (NR/15)	13	23
10-12-1991	Georgia (23/22)	17	37
11-16-1991	at Tennessee (NR/10)	25	36
9-19-1992	at Vanderbilt (24/NR)	9	31
9-26-1992	at Georgia (NR/18)	11	37
10-24-1992	at Alabama (NR/4)	10	31
11-28-1992	Mississippi State (24/16)	17	10
12-31-1992	vs. Air Force -12 (19/NR)	13	0
10-2-1993	at Kentucky (25/NR)	0	21
10-23-1993	Alabama (NR/4)	14	19
10-1-1994	Florida (NR/1)	14	38
10-22-1994	at Alabama (NR/5)	10	21
11-26-1994	Mississippi State (NR/18)	17	21
9-23-1995	Georgia (NR/18)	18	10
9-14-1996	Auburn (NR/15)	28	45
10-3-1996	Tennessee -1 (NR/9)	3	41
10-19-1996	at Alabama (NR/7)	0	37
11-16-1996	LSU (NR/17)	7	39
9-13-1997	at Auburn (NR/16)	9	19
10-4-1997	at Tennessee (NR/9)	17	31
10-18-1997	at LSU (NR/8)	36	21
10-25-1997	Alabama (25/NR)	20	29
11-22-1997	Georgia (NR/14)	14	21
11-29-1997	Mississippi State (NR/22)	15	14
11-7-1998	at Arkansas (NR/10)	0	34
11-21-1998	at Georgia (NR/14)	14	24
11-26-1998	Mississippi State (NR/24)	6	28
10-9-1999	Tulane (25/NR)	20	13
10-16-1999	Alabama (22/11)	24	30
10-30-1999	at LSU (25/NR)	42	23
11-6-1999	Arkansas (23/24)	38	16
11-20-1999	Georgia (16/21)	17	20
11-25-1999	at Mississippi State (23/18)	20	23
9-2-2000	Tulane (18/NR)	49	20
9-9-2000	Auburn (17/NR)	27	35
10-14-2000	at Alabama (25/NR)	7	45
11-18-2000	at Georgia (NR/21)	14	32
11-23-2000	Mississippi State (NR/23)	45	30
11-17-2001	Georgia (NR/23)	15	35
10-5-2002	Florida (NR/6)	17	14
10-12-2002	Arkansas State (25/NR)	52	17
10-19-2002	at Alabama (21/24)	7	42
11-9-2002	at Georgia (NR/7)	17	31
11-23-2002	at LSU (NR/21)	13	14
10-4-2003	at Florida (NR/24)	20	17
10-25-2003	Arkansas (NR/20)	19	7
11-1-2003	South Carolina (20/NR)	43	40
11-8-2003	at Auburn (20/NR)	24	20
11-22-2003	LSU (15/3)	14	17
11-27-2003	at Mississippi State (17/NR)	31	0
1-2-2004	vs. Oklahoma State -7 (16/21)	31	28
10-9-2004	at South Carolina (NR/25)	31	28
10-30-2004	Auburn (NR/3)	14	35
11-20-2004	at LSU (NR/14)	24	27
10-1-2005	at Tennessee (NR/9)	10	27
10-15-2005	Alabama (NR/6)	10	13
10-29-2005	at Auburn (NR/19)	3	27
11-19-2005	LSU (NR/4)	7	40

Date	Opponent (OM/Opp)	OM	Opp
9-30-2006	Georgia (NR/10)	9	14
10-21-2006	at Arkansas (NR/15)	3	38
10-28-2006	Auburn (NR/7)	17	23
11-18-2006	at LSU (NR/9) (ot)	20	23
9-22-2007	Florida (NR/3)	24	30
9-29-2007	at Georgia (NR/15)	17	45
10-27-2007	at Auburn (NR/23)	3	17
11-17-2007	LSU (NR/1)	24	41
9-6-2008	at Wake Forest (NR/20)	28	30
9-27-2008	at Florida (NR/4)	31	30
10-18-2008	at Alabama (NR/2)	20	24
11-22-2008	at LSU (NR/18)	31	13
11-28-2008	Mississippi State (25/NR)	45	0
1-2-2009	vs. Texas Tech -7 (20/7)	47	34
9-6-2009	at Memphis (8/NR)	45	14
9-19-2009	SE Louisiana (5/NR)	52	6
9-24-2009	at South Carolina (4/NR)	10	16
10-3-2009	at Vanderbilt (18/NR)	23	7
10-10-2009	Alabama (16/3)	3	22
10-24-2009	Arkansas (25/NR)	30	17
10-31-2009	at Auburn (22/NR)	20	33
11-21-2009	LSU (NR/8)	25	23
11-28-2009	at Mississippi State (20/NR)	27	41
1-2-2010	vs. Oklahoma State -13 (NR/18)	21	7
10-16-2010	at Alabama (NR/8)	10	23
10-23-2010	at Arkansas (NR/21)	24	38
10-30-2010	Auburn (NR/1)	31	51
11-20-2010	at LSU (NR/5)	36	43
11-27-2010	Mississippi State (NR/25)	23	31
10-15-2011	Alabama (NR/2)	7	52
10-22-2011	Arkansas (NR/9)	24	29
10-29-2011	at Auburn (NR/23)	23	41
11-19-2011	LSU (NR/1)	3	52
9-15-2012	Texas (NR/12)	31	66
9-29-2012	at Alabama (NR/1)	14	33
11-3-2012	at Georgia (NR/6)	3	52
11-17-2012	at LSU (NR/7)	35	41
11-24-2012	#Mississippi State (NR/24)	41	24
9-14-2013	#at Texas (25/NR)	44	23
9-28-2013	at Alabama (21/1)	0	25
10-5-2013	at Auburn (24/NR)	22	30
10-12-2013	Texas A&M (NR/9)	38	41
10-19-2013	#LSU (NR/6)	27	24
11-23-2013	Missouri (24/8)	10	24
8-28-2014	#vs. Boise State -5 (18/NR)	35	13
9-6-2014	#at Vanderbilt (15/NR)	41	3
9-13-2014	#Louisiana-Lafayette (14/NR)	56	15
9-27-2014	#Memphis (10/NR)	24	3
10-4-2014	#Alabama (11/1)	23	17
10-11-2014	#at Texas A&M (3/14)	35	20
10-18-2014	#Tennessee (3/NR)	34	3
10-25-2014	at LSU (3/23)	7	10
11-1-2014	Auburn (4/3)	31	35
11-8-2014	#Presbyterian (11/NR)	48	0
11-22-2014	at Arkansas (8/NR)	0	30
11-29-2014	#Mississippi State (18/4)	31	17
12-31-2014	vs. TCU - 10 (9/6)	3	42
9-5-2015	UT Martin (15/NR)	76	3
9-12-2015	Fresno State (14/NR)	73	21
9-19-2015	at Alabama (11/2)	43	37
9-26-2015	Vanderbilt (3/NR)	27	16
10-3-2015	at Florida (3/23)	10	38
10-10-2015	New Mexico State (13/NR)	52	3
10-17-2015	at Memphis (12/22)	24	37
10-24-2015	Texas A&M (23/15)	23	3
10-31-2015	at Auburn (19/NR)	27	19
11-7-2015	Arkansas (18/NR)	52	53
11-21-2015	LSU (22/15)	38	17
11-28-2015	at Mississippi State (18/21)	38	27
1-1-2016	vs. Oklahoma State - 3 (12/16)	48	20
9-5-2016	vs. Florida State - 14 (11/4)	34	45
9-10-2016	Wofford (18/NR)	38	13
9-17-2016	Alabama (17/1)	43	48
9-24-2016	Georgia (21/11)	45	14
10-1-2016	Memphis (16/NR)	48	28
10-15-2016	at Arkansas (12/22)	30	34
10-22-2016	at LSU (22/23)	21	38

Date	Opponent (OM/Opp)	OM	Opp
10-29-2016	Auburn (NR/15)	29	40
11-12-2016	at Texas A&M (NR/8)	29	28
9-30-2017	at Alabama (NR/1)	3	66
10-7-2017	at Auburn (NR/12)	23	44
10-21-2017	LSU (NR/24)	24	40
11-23-2017	at Mississippi State (NR/14)	31	28
9-15-2018	Alabama (NR/1)	7	62
9-29-2018	at LSU (NR/5)	16	45
11-22-2018	Mississippi State (NR/18)	3	35
9-21-2019	Cal (NR/23)	20	28
9-28-2019	at Alabama (NR/2)	31	59
11-2-2019	at Auburn (NR/11)	14	20
11-16-2019	LSU (NR/1)	37	58
9-26-2020	Florida (NR/5)	35	51
10-10-2020	Alabama (NR/2)	48	63
1-2-2021	Indiana - 15 (NR/7)	26	20
9-6-2021	vs. Louisville - 5 (25/NR)	43	24
9-11-2021	Austin Peay (20/NR)	54	17
9-18-2021	Tulane (16/NR)	61	21
10-1-2021	Alabama (12/1)	21	42
10-9-2021	Arkansas (17/13)	52	51
10-16-2021	at Tennessee (13/NR)	31	26
10-23-2021	LSU (12/NR)	31	17
10-30-2021	at Auburn (9/18)	20	31
11-6-2021	Liberty (15/NR)	27	14
11-13-2021	Texas A&M (12/11)	29	19
11-20-2021	Vanderbilt (10/NR)	31	17
11-25-2021	Mississippi State (8/NR)	31	21
1-1-2022	vs. Baylor -2 (8/6)	7	21
9-3-22	Troy (21/NR)	28	10
9-10-22	Central Arkansas (22/NR)	59	3
9-17-22	Georgia Tech (20/NR)	42	0
9-24-22	Tulsa (16/NR)	35	27
10-1-22	Kentucky (14/7)	22	19
10-8-22	at Vanderbilt (9/NR)	52	28
10-15-22	Auburn (9/NR)	48	34
10-22-22	at LSU (7/NR)	20	45
10-29-22	at Texas A&M (12/NR)	31	28
11-12-22	Alabama (11/10)	24	30
11-19-22	at Arkansas (14/NR)	27	42
11-24-22	Mississippi State (20/NR)	22	24

- 1 - at Memphis, Tenn.
- 2 - Delta Bowl; Memphis, Tenn.
- 3 - Sugar Bowl; New Orleans, La.
- 4 - at Little Rock, Ark.
- 5 - at Atlanta, Ga.
- 6 - at Jackson, Miss.
- 7 - Cotton Bowl; Dallas, Texas
- 8 - Gator Bowl; Jacksonville, Fla.
- 9 - at Birmingham, Ala.
- 10 - Peach Bowl; Atlanta, Ga.
- 11 - Independence Bowl; Shreveport, La.
- 12 - Liberty Bowl; Memphis, Tenn.
- 13 - Cotton Bowl; Arlington, Texas
- 14 - at Orlando, Fla.
- 15 - Outback Bowl; Tampa, Fla.
- # - Win vacated due to NCAA ruling
- Games with No. 1 ranked team in bold

COACHING HISTORY

Year	Coach	Captain(s)	W	L	T	PF	PA
1893	Dr. A. L. Bondurant	A. H. Roudebush, LE	4	1	0	120	28
1894	C. D. Clark	Wm. Henry Cook, FB	6	1	0	120	48
1895	H. L. Fairbanks	Ewell D. Scales, LH	2	1	0	24	28
1896	J. W. Hollister	George D. McLean	1	2	0	24	22
1897	None	Harry D. Priestly				*no team	
1898	T. G. Scarbrough	Eugene P. Campbell, RG	1	1	0	18	16
1899	W. H. Lyon	Wm. D. Myers, FB	3	4	0	44	47
1900	Z. N. Estes, Jr.	Wm. D. Myers, FB	0	3	0	5	30
1901	William Sibley;	F. W. Elmer, RE	2	4	0	34	129
	Daniel S. Martin						
1902	Daniel S. Martin	John M. Foster, RH	4	3	0	121	46
1903	Mike Harvey	F. W. Elmer, RH	2	1	1	34	39
1904	Mike Harvey	Allen P. Dodd, LT	4	3	0	185	106

S.I.A.A. ERA

1905	None	Allen P. Dodd, LT	0	2	0	0	29
1906	T. S. Hammond	Cleveland P. Higgins, FB	4	2	0	71	64
1907	Frank Mason	Andrew Wood, RE	0	6	0	6	195
1908	Frank Kyle	Ike C. Knox, RH	3	5	0	99	125
1909	Dr. N. P. Stauffer	W. C. Trotter, LH	4	3	2	99	49
1910	Dr. N. P. Stauffer	John W. McCall, RH	7	1	0	144	9
1911	Dr. N. P. Stauffer	Steve F. Mitchell, LH	6	3	0	184	55
1912	Leo De Tray	J. C. (Red) Adams, C	5	3	0	127	100
1913	William Driver	E. Forrest McCall, E	6	3	1	140	80
1914	William Driver	Frank W. Smythe, LE	5	4	1	110	125
1915	Fred Robbins	J. H. (Pop) Harris, T	2	6	0	51	334
1916	Fred Robbins	C. Allen Anderson, C	3	6	0	128	188
1917	C. R. (Dudy) Noble	Roy Bridges, QB	1	4	1	49	216
1918	C. R. (Dudy) Noble	Edward H. Ray, HB	1	3	0	39	53
1919	R. L. Sullivan	Edmund Cowart, E	4	4	0	105	127
1920	R. L. Sullivan	Rufus Creekmore, C	4	3	0	217	85
1921	R. L. Sullivan	Howard D. Robinson, FB	3	6	0	179	133

SOUTHERN CONFERENCE ERA

1922	R. A. Cowell	Calvin C. Barbour, Jr., HB-QB	4	5	1	87	183
1923	R. A. Cowell	John T. Montgomery, HB	4	6	0	81	145
1924	Chester Barnard	Claude Smithson, HB	4	5	0	36	142
1925	Homer Hazel	John (Bat) Mustin, WB	5	5	0	147	87
1926	Homer Hazel	Webster Burke, C	5	4	0	113	110
1927	Homer Hazel	Austin Applewhite, E	5	3	1	177	80
1928	Homer Hazel	Thad (Pie) Vann, T	5	4	0	156	121
1929	Homer Hazel	W. D. (Dumpy) Burnett, T-G-FB	1	6	2	73	222
1930	Ed Walker	Dick Peebles, E	3	5	1	128	140
1931	Ed Walker	Neal B. Biggers, HB	2	6	1	73	210
1932	Ed Walker	Lee H. Trapp, G	5	6	0	148	148

SOUTHEASTERN CONFERENCE ERA

1933	Ed Walker	Game Captains	6	3	2	167	79
1934	Ed Walker	Game Captains	4	5	1	114	98
1935	Ed Walker	Game Captains	9	3	0	292	66
1936	Ed Walker	Marvin L. Hutson, C	5	5	2	150	98
1937	Ed Walker	F. M. (Bruiser) Kinard, T	4	5	1	127	106
1938	Harry J. Mehre	Kimble Bradley, QB	9	2	0	232	120
1939	Harry J. Mehre	Bill Schneller, QB	7	2	0	230	64
1940	Harry J. Mehre	George Kinard, G	9	2	0	251	100
1941	Harry J. Mehre	J. W. Davidson, E; H. L. Hazel, G	6	2	1	131	67
1942	Harry J. Mehre	Dan Wood, C	2	7	0	132	163
1943	Harry J. Mehre					no team	
1944	Harry J. Mehre	Bob McCain, E-HB	2	6	0	77	178
1945	Harry J. Mehre	Bob McCain, E-HB	4	5	0	100	183
1946	Harold (Red) Drew	Ray Poole, RE	2	7	0	76	144
1947	John H. Vaught	Charles Conerly, TB	9	2	0	256	101
1948	John H. Vaught	Doug Hamley, T	8	1	0	226	93
1949	John H. Vaught	Roland Dale, T	4	5	1	246	243
1950	John H. Vaught	Ken Farragut, C	5	5	0	207	183
1951	John H. Vaught	Othar Crawford, LG	6	3	1	254	157
1952	John H. Vaught	Kline Gilbert, RT; Jim Ingram, C	8	1	2	237	96
1953	John H. Vaught	Ed Beatty, C	7	2	1	236	113
1954	John H. Vaught	Jimmy Patton, LH; Allen Muirhead, RH	9	2	0	283	47
1955	John H. Vaught	Vaughn (Buddy) Alliston, LG	10	1	0	251	97
1956	John H. Vaught	Game Captains	7	3	0	207	82
1957	John H. Vaught	Jackie Simpson, LG; Gene Hickerson, RT	9	1	1	232	52
1958	John H. Vaught	Milton Crain, C; Kent Lovelace, RH	9	2	0	215	65
1959	John H. Vaught	Charles Flowers, FB; Ken Kirk, C	10	1	0	329	21
1960	John H. Vaught	Jake Gibbs, QB; Warner Alford, LG	10	0	1	266	64
1961	John H. Vaught	Doug Elmore, QB; Ralph Smith, LE;	9	2	0	326	40
		Billy Ray Jones, LG					
1962	John H. Vaught	Glynn Griffing, QB; Louis Guy, WB	10	0	0	230	40
1963	John H. Vaught	Kenny Dill, C; Whaley Hall, T	7	1	2	207	33
1964	John H. Vaught	Allen Brown, E; Bobby Robinson, G	5	5	1	210	113
1965	John H. Vaught	Mike Dennis, TB; Stan Hindman, G	7	4	0	166	108
1966	John H. Vaught	Doug Cunningham, TB; Charles Hinton, C	8	3	0	170	46
1967	John H. Vaught	Mac Haik, SE; Dan Sartin, DT	6	4	1	174	151
1968	John H. Vaught	Hank Shows, TE; Robert Bailey, M	7	3	1	178	180
1969	John H. Vaught	Bo Bowen, FB; Glenn Cannon, S	8	3	0	307	140
1970	John H. Vaught	Archie Manning, QB; Dennis Coleman, DE	7	4	0	285	220
1971	Billy R. Kinard	Riley Myers, SE; Paul Dongieux, LB	10	2	0	322	204
1972	Billy R. Kinard	Don Leathers, OT; Reggie Dill, DE	5	5	0	192	142
1973	Billy R. Kinard;	Norris Weese, QB; Jim Stuart, LB	6	5	0	202	177
	John H. Vaught						
1974	Ken Cooper	Dick Lawrence, OT; Stump Russell, LB;	3	8	0	135	241
		Kenny King, LB					
1975	Ken Cooper	Paul Hofer, FB; Ben Williams, DT-MG;	6	5	0	170	162
		Kenny King, LB					

Year	Coach	Captain(s)	W	L	T	PF	PA
1976	Ken Cooper	Wade Griffin, TE; George Stuart, LB;	6	5	0	153	180
		Reggie Pace, C					
1977	Ken Cooper	George Plasketes, DE; Randy White, OG;	6	5	0	208	196
		Bob Lewis, C					
1978	Steve Sloan	Curtis Weathers, SE; Lawrence Johnson, DT;	5	6	0	181	240
		Bobby Garner, QB					
1979	Steve Sloan	Eddy Householder, LB; John Peel, DE;	4	7	0	251	298
		Leon Perry, FB					
1980	Steve Sloan	Ken Toler, SE; Chuck Commiskey, OG;	3	8	0	263	266
		Chris Cottam, OT; Joel Stewart, DB					
1981	Steve Sloan	John Fourcade, QB; Quentin McDonald, DT;	4	6	1	167	284
		Malvin Gipson, TB					
1982	Steve Sloan	Nakita Williams, LB; James Otis, LB;	4	7	0	208	262
		Keith Fourcade, LB; Michael Harmon, SE;					
		Steve Herring, C					
1983	Billy Brewer	Kelly Powell, QB; Buford McGee, TB;	7	5	0	176	255
		Andre Townsend, DT; Dwayne Nesmith, LB					
1984	Billy Brewer	Timmy Moffett, SE; Jamie Holder, FL;	4	6	1	194	203
		Freddie Joe Nunn, DE; Bob Blakemore, DT					
1985	Billy Brewer	Jamie Holder, FL; Nathan Wonsley, TB;	4	6	1	210	276
		Jay Webb, DE; Michael Portis, NG;					
		Tony Rayburn, OL					
1986	Billy Brewer	Jeff Noblin, FS; Mike Fitzsimmons, DT	8	3	1	220	150
1987	Billy Brewer	Todd Irvin, OT; Jeff Herrord, LB	3	8	0	223	309
1988	Billy Brewer	Bryan Owen, K; Wesley Walls, TE	5	6	0	221	223
		Stevon Moore, CB					
1989	Billy Brewer	Tony Bennett, OLB; Tim Brown, OG;	8	4	0	267	285
		Pat Coleman, FLK; John Darnell, QB					
1990	Billy Brewer	Shawn Cobb, ILB; Chris Mitchell, SS;	9	3	0	257	191
		Kelvin Pritchett, DT; Dawson Pruett, C					
1991	Billy Brewer	Darron Billings, RB; Jeff Carter, FS;	5	6	0	242	223
		Cliff Dew, C; Phillip Kent, OLB					
1992	Billy Brewer	Chad Brown, DT; Everett Lindsay, OT;	9	3	0	230	174
		Cory Philpot, RB; Lynn Ross, LB;					
		Russ Shows, QB					
1993	Billy Brewer	Gary Abide, LB; Clint Conlee, OT;	6	5	0	242	142
		Johnny Dixon, SS; Dewayne Dotson, LB					
1994	^ Joe Lee Dunn	Alundis Brice, CB; Jerry Graeber, FS;	4	7	0	246	205
		Abdul Jackson, LB; Jeff Miller, OT;					
		Josh Nelson, QB					
1995	Tommy Tuberville	Renard Brown, DE; Dou Innocent, RB;	6	5	0	209	208
		David Knott, DB; Darrell Moncus, C;					
		David Vinson, C; Trey Wicker, DE					
1996	Tommy Tuberville	Lawrence Adams, H-Back;	5	6	0	203	270
		Derek Jones, CB; Kris Mangum, TE;					
		Kyle Wicker, DE					
1997	Tommy Tuberville	John Avery, RB; Walker Jones, LB;	8	4	0	233	209
		Stewart Patridge, QB; Nate Wayne, LB					
1998	Tommy Tuberville;	Matt Luke, C; Gary Thigpen, CB	6	5	0	245	256
	David Cutcliffe		1	0	0	35	18
1999	David Cutcliffe	Kendrick Clancy, DT; Cory Peterson, WR;	8	4	0	296	203
		Armegis Spearman, LB; Tim Stickland, CB;					
		Todd Wade, OL					
2000	David Cutcliffe	Derrick Burgess, DE; Shane Elam, DE;	7	5	0	314	280
		Romaro Miller, QB; Deuce McAllister, RB					
2001	David Cutcliffe	Terrence Metcalf, OT; Synker Taylor, CB;	7	4	0	391	310
		Anthony Sims, DE; Charles Stackhouse, FB;					
		Kevin Thomas, LB					
2002	David Cutcliffe	Ben Claxton, C; Lanier Goethie, LB;	7	6	0	351	331
		Eddie Strong, LB; Doug Zeigler, TE					
2003	David Cutcliffe	Charlie Anderson, DE; Chris Collins, WR	10	3	0	442	285
		Eli Manning, QB; Jesse Mitchell, DE					
2004	David Cutcliffe	Doug Buckles, OL; Kerry Johnson, WR;	4	7	0	215	278
		Marcus Johnson, OL; Rob Robertson, LB;					
		Eric Oliver, DB					
2005	Ed Orgeron	Michael Bozeman, NT; Tre' Stallings, OL	3	8	0	148	245
2006	Ed Orgeron	Patrick Willis, LB; Andrew Wicker, OL	4	8	0	188	275
2007	Ed Orgeron	Game Captains	3	9	0	241	342
2008	Houston Nutt	Jason Cook, FB; Peria Jerry, DT;	9	4	0	417	247
		Michael Oher, OT; Jamarca Sanford, S					
2009	Houston Nutt	Daverin Gerald, C; Marshay Green, CB;	9	4	0	384	230
		John Jerry, OT; Kendrick Lewis, FS; Dexter McCluster, RB-WR;					
		Marcus Tillman, LB; Patrick Trahan, LB					
2010	#Houston Nutt	Lionel Breaux, WR					



ASSISTANT COACHES/STAFF HISTORY

ADAMS, Deke (Southern Miss, 1995) — Defensive Line, 2020
 AIGAMAU, Ben (Lambuth, 2010) — Assistant AD for Community Relations, 2017
 AKENBERGER, Zack (Bowling Green, 2012) — Associate Head Strength & Conditioning Coach, 2022
 ALDRIDGE, Miles (Gardner-Webb, 1971) — Defensive Ends, 1980; Defensive Line, 1981; Inside Linebackers, 1982
 ALFORD, Warner, (Ole Miss, 1961) — Defensive Line, 1971-73
 ALLEN, Jody (Valdosta State, 1983) — Wide Receivers, 1987-89 Running Backs, 1989-91
 ALLEN, Tom (Maranatha Baptist, 1992) — Special Teams Coordinator/Linebackers, 2012-14
 ANCAR, Lance (North Alabama, 2009) — Assistant Strength & Conditioning Coach, 2020
 AUSMUS, Aaron (Tennessee, 1998) — Head Strength Coach, 2005-07
 AUSTIN, Kent (Ole Miss, 1985) — Offensive Coordinator/ Quarterbacks, 2008-09
 BAKER, John David (Abilene Christian, 2014) — Passing Game Coordinator/Tight Ends, 2021; Co-Offensive Coordinator/Tight Ends, 2022-23
 BASKIN, Weems O. (Auburn, 1928) — Ends, 1938; Line, 1939-41
 BATOON, Corey (Long Beach State, 1991) — Director of Player Development, 2012; Director of Recruiting Operations, 2013-14; Safeties/Special Teams Coordinator, 2015-16
 BEAUMONT, Mike (Arkansas State, 1992) — Director of Football Operations, 2008-11
 BECKETT, Brandon (Ole Miss, 1999) — Assistant Strength Coach, 2005-06
 BECKISH, Larry, (Wichita State, 1964) — Offensive Coordinator/ Quarterbacks, 1992-93
 BECKUM, Jawarski (Mississippi State) — Assistant Strength & Conditioning Coach, 2020-21
 BENDER, Dave, (Rutgers) — Line, 1925
 BERGALOWSKI, Chet (Ole Miss, 1967) — Assistant, Junior Varsity, 1977
 BERRYMAN, Jim (Livingston, 1971) — Defensive Ends, 1987
 BIAGI, Marty (Marshall, 2008) — Special Teams Coordinator, 2022
 BICKNELL JR., Jack (Boston College, 1985) — Offensive Line, 2017-19
 BISACCIA, Richard (Yankton, 1986) — Special Teams/Running Backs, 1998 Independence Bowl-1999; Assistant Head Coach, 2000-01
 BLACKWELL, Marquel (USF, 2002) — Running Backs, 2021
 BLAIR, George (Ole Miss, 1961) — Junior Varsity, 1977
 BREWER, Gunter (Wake Forest, 1987) — Associate Head Coach/ Passing Game Coordinator/ Wide Receivers, 2011
 BRUMBELOW, Lester (Mike), (TCU, 1930) — Scout-Assistant Coach, 1946-49
 BUCKLEY, Terrell (Florida State, 2007) — Cornerbacks, 2020-21
 BURKE, Webster (Webb), (Ole Miss, 1927) — Line, 1927, 1933-37
 BURNS, Keith (Arkansas, 1982) — Secondary, 2011
 CAIN, John L. (Alabama, 1933) — Offensive Backs, 1947-70; Freshman, 1971
 CALDWELL, Steve, (Arkansas State, 1978) — Defensive Ends, 1995, (Spring)
 CAMPBELL, Tilden (Happy), (Alabama, 1935) — Backfield, 1946
 CANTY, Bill (Furman, 1962) — Receivers, 1978; Defensive Backs, 1979-80; Offensive Coordinator, 1981-82; Running Backs, 1983-85; Offensive Coordinator, 1986-87
 CARLSLE, Jack, (Mississippi State, 1952) — Junior Varsity, 1975-76; Offensive Backfield, 1977
 CARMODY, Jim, (Tulane, 1956) — Defensive Line, 1974; Defensive Line/ Defensive Coordinator, 1975-77; Assistant Head Coach-Defensive Line, 1992-94
 CARTER, Gary (Gardner Webb, 1979) — Recruiting Coordinator, 1990-91
 CARTER, Sam (TCU, 2014) — Cornerbacks, 2022
 CASE, Ron (Carson-Newman, 1973) Defensive Secondary, 1983-87, Defensive Coordinator, 1987, Defensive Secondary, 1988
 CHEATHAM, Steve (Mississippi State, 1978) — Director of Football Operations, 2003-04
 CLARK, Charles (Ole Miss, 2007) — Cornerbacks, 2018-19
 CLEMENTS, Randy (Stephen F. Austin, 1989) — Running Game Coordinator/Offensive Line, 2020
 COLEMAN, Lanier (Louisiana-Lafayette, 2008) — Assistant Strength Coach, 2015-19
 COLEMAN, Thamas N. (Auburn, 1957) — “B” Team Offense, 1973; Defensive Ends, 1974-77
 COLLINS, Alex (USC, 2014) — Assistant A.D. for Recruiting Operations, 2022-23
 COOPER, Ken, (Georgia, 1959) — Offensive Line, 1971-73
 COPE, Bob (Carson-Newman, 1961) — Linebackers, 1981
 CORRAO, David (Arizona, 1997) — Linebackers, 2007
 CRANE, Paul, (Alabama, 1965) — Defensive Coordinator, 1978-80
 CRAWFORD, Edward S., (Eddie) (Ole Miss, 1957) — Assistant Coach 1962-70; Offensive Backfield, 1971-73; Receivers, 1974-76
 CRENNEL, Romeo, (Western Kentucky, 1970) — Defensive Line, 1978-79
 CROPP, John (Vanderbilt, 1961) — Offensive Coordinator/ Offensive Backfield, 1978-82
 CROSBY, Anthony (Louisiana Tech, 2008) — Assistant Strength Coach, 2013-15
 CRUM, Maurice (Notre Dame, 2009) — Co-Defensive Coordinator/ Linebackers, 2021
 DeLEONE, George (Connecticut, 1970) — Offensive Line, 2005
 DALATRI, Rich, (Louisiana Tech, 1982) — Strength Coach, 1984
 DALE, Roland H., (Ole Miss, 1950) — Ends-Linebackers, 1960-71
 DAMERON, Kim (Arkansas, 1983) — Safeties, 2008-10
 DANIELS, Keith (Miss. College, 1970) — Assistant Offensive Backfield, 1977, 1987-88; Running Backs, 1992-94
 DAVIDSON, J. W. (Wobbe) (Ole Miss, 1942) — Ends, 1942; Assistant Coach, 1945-68
 DECKER, Don (Evangel, 1988) — Strength Coach, 2008-11
 DICKERSON, Ron, Jr. (Arkansas, 1996) — Wide Receivers, 2008-10
 DICKEY, Gerry (Wichita State, 1983) — Director of Football Operations;

1998 Independence Bowl; 1999-2002
 DILDY, Joe (Alabama, 1935) — Line, 1942
 DORSEY, Larry (Tennessee State University, 1975) — Wide Receivers, 1989
 DRIESBACH, Chuck (Villanova, 1975) — Secondary, 1989; Defensive Coordinator/Linebackers, 2002-04
 DUNN, Don (East Tennessee State, 1976) — Defensive Tackles, 1995-98
 DUNN, Joe Lee, (Tennessee-Chattanooga, 1968) — Defensive Coordinator/Inside Linebackers, 1992-94
 DURFEY, Noel (Lincoln Memorial, 1991) — Assistant Strength Coach, 2001-07
 DURKIN, D.J. (Bowling Green, 2001) — Co-Defensive Coordinator/ Linebackers, 2020-21
 EALY, Clifton (Central Arkansas, 1982) — Director of Community Relations, 2008-11
 EDGINGTON, Darren (Middle Tennessee, 1997) — Assistant Strength Coach, 2006-07
 FARRAR, Barney (Delta State, 1983) — Director of External Affairs, 2006; Director of High School & Junior College Relations, 2012-16
 FINLEY, Joe Jon (Oklahoma, 2008) — Passing Game Coordinator/Tight Ends, 2020
 FLORENCE, KJ (Old Dominion, 2014) — Assistant Strength & Conditioning Coach, 2020-21
 FREEZE, Hugh (Southern Miss, 1992) — Director of External Affairs, 2005; Recruiting Coordinator/Tight Ends, 2006; Recruiting Coordinator/Wide Receivers, 2007; Head Coach, 2012-16
 GARRISON, John (Nebraska, 2003) — Offensive Line, 2023
 GIBBS, Jerry D. (Jake) (Ole Miss, 1961) — Assistant Coach, 1965-70
 GIDEON, Blake (Texas, 2011) — Special Teams Coordinator, 2020
 GOLDING, Pete (Delta State, 2005) — Defensive Coordinator/ Linebackers, 2023
 GOODE, Tom (Mississippi State, 1961) — Assistant Head Coach/ Offensive Line, 1978-82
 GRAHAM, B. L. (Country), (Ole Miss, 1939) — Assistant Coach/ Scout, 1950-62
 GRAN, Eddie, (California Lutheran, 1987) — Running Backs, 1995-98
 GRAY, Ronnie (Mississippi State, 1970) — Defensive Line, 1982
 GUARASCIO, Joey (Sioux Falls, 2011) — Assistant Strength Coach, 2014-16
 HALE, Edwin (Goat), (Mississippi College, 1922) — Assistant Coach-Scout, 1937-45
 HARRIS, Maurice (Arkansas State, 1998) — Director of Internal Operations, 2006; Recruiting Coordinator for Offense/Tight Ends, 2012-18
 HATHORN, Samuel B. (Ole Miss, 1911) — Line, 1923
 HEARD, Grant (Ole Miss, 2001) — Wide Receivers, 2012-16
 HENDERSON, Anthony (Florida Atlantic, 2015) — Assistant Strength & Conditioning Coach 2023
 HENRY, Robert (Ole Miss, 1977) — Defensive Coordinator/Inside Linebackers, 1988-91
 HIGGINBOTHAM, Zach — Assistant Strength & Conditioning Coach, 2021
 HINES, David (Arkansas State, 1976) — Receivers, 1983-85; Running Backs, 1986
 HOBBY, Marion (Tennessee, 1989) — Defensive Ends, 1998 Independence Bowl; 1999-2004
 HOPSON, Jay (Ole Miss, 1992) — Defensive Backs/ Recruiting Coordinator, 2004
 HORTON, Freeman, (Southern Mississippi, 1979) — Defensive Ends, 1992-93; Outside Linebackers, 1994
 HOVIOSU, John A. (Junie), (Ole Miss, 1942) — Defensive Backfield, 1951-71; Freshman, 1946-50, 1972-73; Junior Varsity, 1974
 HOWELL, Max (Troy State, 1970) — Recruiting Coordinator, 1989
 HUDSON, Keynodo (West Virginia Tech, 2004) — Cornerbacks, 2023
 HUGHES, Tony (Southern Miss, 1980) — Assistant Defensive Backs, 2005-06; Tight Ends, 2007
 HUTZLER, Cameron (Middlebury, 2006) — Special Teams Coordinator, 2021
 JACKSON, Paul (Montclair State, 2006) — Head Strength & Conditioning Coach, 2012-19
 JASKWHICH, Charles O. (Chuck), (Notre Dame, 1933) — Backfield, 1938-41
 JERNIGAN, R. C., — Assistant Coach, 1920
 JOHNSON, Frank, (Georgia, 1936) — Line, 1938
 JONES, Jason (Alabama, 2001) — Co-Defensive Coordinator/ Cornerbacks, 2013-16; Co-Defensive Coordinator/Secondary, 2017; Co-Defensive Coordinator/Safeties, 2018
 JONES, Mike (Utah State, 1973) — Strength Coach, 1985-87
 JONES, Nolan (Eastern Kentucky, 2003) — Coordinator of Football Operations, 2019
 JONES, Walker (Ole Miss, 1998) — Coordinator of Football Operations, 2003
 JOYNER, Randall (SMU, 2014) — Defensive Line, 2021-23
 KAUFMAN, Art (Arkansas-Monticello, 1980) — Outside Linebackers, 1989-91; Defensive Coordinator/Linebackers, 1995-2000
 KEHOE, Art (Miami, 1982) — Assistant Head Coach/Offensive Line, 2006-07
 KIFFIN, Chris (Colorado State, 2005) — Recruiting Coordinator for Defense/ Defensive Line, 2012-16
 KINARD, Frank M. (Bruiser), (Ole Miss, 1938) — Offensive Line, 1948-70
 KNOWLES, Jim (Cornell, 1987) — Linebackers, 2003
 KNOX, Greg (Northeastern State, 1986) — Wide Receivers, 1995-98
 KOONZ, Jeff (Auburn, 2004) — Inside Linebackers, 2019
 KUECK, Larry (Stephen F. Austin, 1975) — Offensive Coordinator, Quarterbacks, 1994
 LATINA, John (Virginia Tech, 1979) — Offensive Line, 1998 Independence Bowl-1999; Offensive Coordinator, 2000-04
 LAVIGNE, Tom (Grambling, 1975) — Defensive Backs, 1998 Independence Bowl; 1999-2000

LEBBY, Jeff (Oklahoma, 2007) — Offensive Coordinator/Quarterbacks, 2020-21
 LEE, David (Vanderbilt, 1975) — Quarterbacks, 1978-82; Offensive Coordinator/ Quarterbacks, 2011
 LIMBAUGH, Tommy (Alabama, 1967) — Recruiting, 1978-80, 1982; Tight Ends, 1981
 LINDSEY, Don (Arkansas-Monticello, 1965) — Defensive Coordinator/ Linebackers, 2001
 LINDSEY, Matt (Alabama, 2013) — General Manager, 2020-21
 LONGO, Phil (Rowan, 1992) — Offensive Coordinator/Quarterbacks, 2017-18
 LOVE, Wilson (Alabama, 2013) — Head Strength & Conditioning Coach, 2020-21
 LOVETT, John (C.W. Post College, 1973) — Defensive Backs, 1995-98
 LUBICK, Matt (Colorado State, 1995) — Wide Receivers, 2005-06
 LUKE, Matt (Ole Miss, 2000) — Tight Ends/Assistant Offensive Line, 2002-04; Tight Ends/Recruiting Coordinator, 2005; Co-Offensive Coordinator/Offensive Line, 2012-16; Head Coach, 2017-19
 LUKE, Tom (Ole Miss, 1992) — Director for Football Operations, 2005; Director of Player Development, 2013-16; Assistant AD for Player Development, 2017-23
 MacINTYRE, George (Miami, 1961) — Defensive Coordinator, 1978
 MacINTYRE, Mike (Georgia Tech, 1989) — Receivers/Recruiting Coordinator, 1998 Independence Bowl, 1999-2000; Defensive Backs/Recruiting Coordinator, 2001-02; Defensive Coordinator, 2019
 MAGEE, Calvin (South Florida, 1990) — Tight Ends, 2019
 MARKUSON, Mike (Hamline, 1983) — Offensive Line, 2008-11/Running Game Coordinator, 2008-09; 2011/Co-Offensive Coordinator, 2010
 MATOUS, Ken (Wichita State, 1979) — Wide Receivers, 1991-93
 MAZZONE, Noel (New Mexico, 1980) — Offensive Coordinator/ Quarterbacks, 1995-98; Offensive Coordinator/ Quarterbacks, 2005
 McCRONE, Ron (Florida, 1967) — Outside Linebackers, 1982
 McCULLERS, Charles (Tampa, 1962) — Backfield, 1974-76
 McGRAW, Robert (Delta State, 1961) — Offensive Coordinator, 1983-85; Offensive Line, 1983-87
 McGriff, Wesley (Savannah State, 1990) — Co-Defensive Coordinator/ Cornerbacks, 2012; Associate Head Coach/Defensive Coordinator, 2017-18
 McLEOD, Kent (Ole Miss, 1999) — Coordinator of Football Operations, 2005-07
 McNEEL, Taylor (Louisiana Tech, 1959) — Defensive Backfield, 1972-74
 MENDOZA, Ruben (Wayne State, 1989), Head Strength Coach, 2001-04
 MERRITT, Mickey (Louisiana Tech, 1970) — Defensive Ends, 1983-86
 MIDDLETON, Ron (Auburn, 1985) — Tight Ends, 1998 Independence Bowl; 1999-2001; Running Backs/Special Teams, 2002-03
 MILLER, Corey (Tennessee, 2014) — Assistant Strength & Conditioning Coach, 2020
 MILLER, John (Southern Miss, 1999) — Director of Football Operations, 2012-18, 2020-21
 MISITA, Tony (Southeastern Louisiana, 1955) — Linebackers, 1977; Defensive Line, 1978-80; Recruiting, 1981
 MITCHELL, Chris (Ole Miss, 1992) — Assistant Strength Coach, 1994-97
 MUSTIN, Robert Wm. (Billy), (Ole Miss, 1950) — “B” Team Offense, 1963-72.
 NALL, Hugh (Georgia, 1982) — Offensive Line, 1995-98
 NEAL, John (Brigham Young, 1980) — Defensive Backs, 1992-94
 NEIGHBORS, Wes (Alabama, 2011) — Safeties, 2023
 NIELSON, Ryan (Southern California, 2002) — Defensive Line, 2005-07
 NIX, Derrick (Southern Miss, 2002) — Running Backs, 2008-19; Wide Receivers, 2020-21; Assistant Head Coach/Wide Receivers, 2022-23
 NIX, Tyrone (Southern Miss, 1995) — Assistant Head Coach/Defensive Coordinator/ Linebackers, 2008-11; Linebackers, 2019
 NUNN, Arlington (Clemson, 1991) — Running Backs, 2004
 NUTT, Danny (Arkansas, 1985) — Director of Player Development, 2008-11
 OKEY, Chuck (Presbyterian, 1986) — Strength Coach, 1988-94
 PANNUNZIO, Joe (Southern Colorado, 1982) — Tight Ends/Special Teams, 1995-98
 PARKER, Johnny (Ole Miss, 1968) — Strength Coach, 1980-83
 PARKER, “Red” (Arkansas-Monticello, 1953) — Offensive Coordinator/ Quarterbacks, 1988-91
 PARTRIDGE, Chris (Lafayette, 2003) — Co-Defensive Coordinator/ Safeties, 2020-21-22
 PEELER, Jacob (Louisiana Tech, 2007) — Wide Receivers, 2017-19
 PETRI, Rick (Missouri-Rolla, 1976) — Defensive Tackles, Nose Guards, 1989-91; Defensive Tackles, 1998 Independence Bowl; 1999-2004
 PEVETO, Bradley Dale (SMU, 1987) — Linebackers/Special Teams, 2017
 PIERCE, Benji (Arkansas-Monticello, 1981) — Strength Coach, 1995-2000
 POPE, Mike (Lenoir Rhyne, 1964) — Offensive Line, 1978; Receivers, 1979-82
 POOLE, James E. (Buster), (Ole Miss, 1947) — Defensive Line, 1947-70
 POOLE, Ray S. (Ole Miss, 1947) — “B” Team Defense, 1955-74
 PRICE, Terry (Texas A&M, 1993) — Defensive Ends, 1995-98; Defensive Line, 2009-11
 PRUETT, Bob (Marshall, 1965) — Secondary, 1990-91
 RADER, Dave (Tulsa, 1980) — Co-Offensive Coordinator/ Quarterbacks, 2010
 RANDOLPH, Tony (Missouri, 2012) — Assistant Strength Coach, 2013-14
 RIPPON, Chris (Southern Connecticut, 1982) — Special Teams Coordinator/Defensive Backs, 2005-07; Director of Recruiting Operations, 2015-16; Assistant AD for Recruiting Operations, 2017; Associate AD for Community Relations and Special Teams Consultant, 2018-19
 RIVERS, Thaddeus (Florida, 2001) — Assistant AD for Football Operations, 2020-23

ROACH, Freddie (Alabama, 2008) — Defensive Line, 2017-19
 ROCKER, Tracy (Auburn, 1992) — Defensive Line, 2008
 RODRIGUEZ, Rich (West Virginia, 1986) — Offensive Coordinator, 2019
 ROPER, Kurt (Rice, 1995) — Quarterbacks, 1998 Independence Bowl; 1999-2001; Quarterbacks/Passing Game Coordinator, 2002-04
 SAUNDERS, David (Auburn, 1982) — Director of High School and Community College Relations, 1999-2002; Linebackers, 2006; Administrative Operations Coordinator, 2010
 SAVAGE, Nick (Youngstown, 2013) — Head Strength & Conditioning Coach, 2022-23
 SCHARNHORST, Jacob (Northern Colorado, 2002) — Assistant Strength Coach, 2006-07
 SHADEED, Matt (Southern Miss, 2009) — Assistant Strength Coach, 2012-13
 SHIBEST, James (Arkansas, 1988) — Special Teams Coordinator/ Tight Ends, 2008-11
 SCHNOONOVER, Jake (Missouri Western, 2008) — Special Teams Coordinator, 2023
 SIMS, Jordan (Ole Miss, 2017) — Assistant Strength & Conditioning Coach, 2022-23
 SISKEY, Tyler (Troy, 2000) — Coordinator of Recruiting Development, 2012; Assistant AD for Player Personnel, 2018-19
 SLOCUM, Shawn (Texas A&M, 1988) — Assistant Head Coach/ Linebackers, 2005
 SMALLING, Charles (Chuck), (Stanford, 1930) — Backfield, 1930-37
 SMITH, C. M. (Tad), (Ole Miss, 1930) — Backfield, 1929; Freshman, 1930-37; Acting Backfield, 1942
 SMITH, George (Central Arkansas, 1971) — Quarterbacks, 1983-85; Receivers, 1986
 SMITH, Kevin (UCF, 2015) — Running Backs, 2020-21, 2023
 SMITH, Melvin (Millsaps, 1982) — Tight Ends, 1992-93; Wide Receivers, 1994
 SMITH, Tony (Gardner-Webb, 1995) — Assistant Strength Coach, 2004
 SMITH, Vernon (Cattfish), (Georgia, 1932) — Ends, 1939-41
 STARK, Ronald M. (Northeast Missouri, 1961) — Offensive Line, 1975-76
 STILES, Wayne (Tennessee, 1970) — Recruiting, 1984-88
 STONE, Edwin G. (Ole Miss, 1934) — Scout/Assistant Coach, 1944-47
 STRONG, Charlie (Central Arkansas, 1982) — Wide Receivers, 1990
 STUJDZINSKI, Dominic (Sioux Falls, 2009) — Assistant Strength Coach, 2012-18
 SULLINS, S. E. (North Alabama, 1962) — Linebackers, 1987
 SUMRALL, Jon (Kentucky, 2005) — Linebackers, 2018
 SWAYZE, Thomas K. (Ole Miss, 1933) — Assistant Coach, 1947-71
 TERRELL, Bus (Rutgers) — Line, 1926
 THOMAS, Austin (Lipscomb, 2008) — Football Chief of Staff, 2022-23
 THOMAS, James "T." (Miss. Industrial, 1962) — Tight Ends, 1983-91
 THOMAS, Lane (Southeastern Louisiana, 1987) — Assistant Strength and Conditioning Coach, 1991-92
 THOMPSON, John (Central Arkansas, 1978) — Defensive Coordinator/ Defensive Backs, 2007
 THOMPSON, John (Lambuth, 2006) — Senior Assistant Strength Coach, 2012
 THOMPSON, Tommy (Southern Illinois-Carbondale, 1973) — Assistant Offensive Backfield, 1975-76
 TORBUSH, Carl (Carson-Newman, 1974) — Defensive Coordinator, 1983-86
 THORNTON, Jake (Western Carolina, 2015) — Offensive Line, 2021-22
 TRAVIS, Larry (Florida, 1963) — Linebackers, 1972-73; Offensive Line, 1974
 TURNER, AT (Malone, 2015) — Assistant Strength & Conditioning Coach, 2022
 TYLER, Bob (Ole Miss, 1958) — Receivers, 1968-70
 VAUGHN, Chris (Murray State, 1998) — Recruiting Coordinator/ Cornerbacks, 2008-11
 VAUGHT, John H. (TCU, 1933) — Line, 1946
 VICKERS, Jimmy (Georgia, 1960) — Offensive Line, 1977
 VINSSEL, Kenneth P. (Grinnell College) — Freshman/Varsity Line, 1923-25
 VINSON, Mike (Arkansas, 1993) — Assistant Strength and Conditioning, 1997-2000
 WEIS, Charlie Jr. (Kansas, 2015) — Co-Offensive Coordinator/ Quarterbacks, 2022-23



Doc Knight (right) served as athletic trainer at Ole Miss from 1947-74, a period which produced six SEC Championships and 27 All-Americans, including quarterback Archie Manning (left) in 1969 and 1970.

WELLS, David (Ole Miss, 1966) — Receivers, 1977
 WERNER, Dan (Western Michigan, 1983) — Offensive Coordinator/ Quarterbacks, 2006-07; Co-Offensive Coordinator/ Quarterbacks, 2012-16
 WHATLEY, James W. (Alabama, 1936) — Line, 1946-49
 WHEELER, Harold (Southwest Missouri State, 1964) — Defensive Backfield, 1975-77
 WHITEHEAD, Julian — Assistant Strength Coach, 2016-19
 WICKLINE, Joe (Florida, 1983) — Offensive Line, 1988-94
 WILBANKS, Lee (Ole Miss, 2004) — Director of Player Personnel, 2016; Assistant AD for Player Personnel, 2017
 WILFAWN, Jason (Central College, 1997) — Assistant Strength Coach, 2008-11
 WILSON, Barry (Georgia, 1965) — Linebackers, 1974-76
 WILSON, Frank (Nicholls State, 1997) — Running Backs, 2005-07
 WITHROW, Gary (Pittsburg State, 1964) — Recruiting Coordinator, 1992-94; Tight Ends, 1994
 WOMMACK, Dave (Missouri Southern State, 1978) — Defensive Coordinator/Safeties, 2012-14; Defensive Coordinator/ Linebackers, 2015-16
 WOOD, Dick (Auburn, 1960) — Quarterbacks, Receivers, 1971-73
 WOODS, T.D. (Tennessee, 1990) — Receivers, 2001-04
 YOUNGBLOOD, Robert (Arkansas State, 1961) — Assistant Head Coach/ Noseguards, Defensive Tackles, 1983-88

GAHAN, Eric (Canisius, 2000) — Assistant, 2006
 GARL, Tim (Alabama, 1978) — Assistant, 1979-82
 GETCHELL, K. P. — 1930-33
 HUTSON, Marvin (Ole Miss, 1937) — 1942
 JERNIGAN, Pat (Valdosta State, 1998) — 2012-23
 KNIGHT, Wesley I. (Doc), (Springfield, 1935) — 1947-74
 LOLLAR, Alan (Miss. State, 1981) — Assistant, 1987-92
 LYSINGER, Ray (Eastern Illinois, 2008) — Assistant, 2013-16
 MOORE, Jeffrey (Ole Miss, 1992) — Assistant, 1994-97
 MULLINS, Leroy (Eastern Kentucky, 1965) — 1975-96, 1998-2003
 MULLINS, Tim (Ole Miss, 1991) — 1997-2011
 PETRONE, Jo Jo (Vanderbilt, 1980) — Assistant, 1982-86
 PLUMMER, Jared (East Carolina, 2004) — Assistant, 2009-11
 REINHARD, Herb (Valdosta State, 2012) — Assistant, 2021
 SCHWARTZ, Lynnette (East Carolina, 1988) — Assistant, 1990-91; 1993-97
 SINGLETARY, Shannon (Ole Miss, 1995) — 2004-21
 STEINHAUS, Tim (Lindenwood, 2000) — Assistant, 2007-08
 STUART, Jack (Alabama, 1939) — 1940-41

EQUIPMENT MANAGERS

BARNES, Blake (Ole Miss, 1979) — 1979-95
 CRAIN, Ken (Ole Miss, 1996) — 2005-23
 DAGGETT, John (Delta State, 1968) — 1974-78
 ROSS, John (Ole Miss, 1995) — 1996-2004
 SANDERS, Wm. H. "Bilby" "Nub", (Ole Miss, 1952) — 1951-73

ATHLETIC TRAINERS

ALDERMAN, Jessie (Ole Miss, 1938) — 1945-46
 BEEMAN, Leslie (New Mexico State, 1981) — Assistant, 1992
 BOEHLER, George (Doc), (Washington State) — 1935-38
 COLEMAN, Laranudst (West Alabama, 2004) — Assistant, 2007-20
 FLETCHER, Spence (Ole Miss, 1990) — Assistant, 1993-94

HEAD COACHES COMPOSITE RECORDS

Year(s)	Head Coach(es)	Alma Mater	G	W	L	T	Pct	PF	PA
2020-22	Lane Kiffin	Fresno State	36	23	13	0	.639	1,265	1,036
		<i>Kiffin Bowl Record, 1-2</i>							
2017-19	Matt Luke	Ole Miss	36	15	21	0	.417	1,120	1,167
2012-16	*Hugh Freeze	Southern Miss	36	11	25	0	.306	2,089	1,577
		<i>Freeze Bowl Record, 2-1</i>							
2008-11	#Houston Nutt	Oklahoma State	44	18	26	0	.409	1,361	1,284
		<i>Nutt Bowl Record, 2-0</i>							
2005-07	Ed Orgeron	Northwestern State	35	10	25	0	.286	584	862
1998-2004	David Cutcliffe	Alabama	68	40	28	0	.588	1,951	1,636
		<i>Cutcliffe (With Bowl Record, 4-1)</i>							
1995-98	Tommy Tuberville	Southern Arkansas	44	24	20	0	.545	890	943
		<i>Tuberville (With Bowl Record, 1-0)</i>							
1994	Joe Lee Dunn	Chattanooga	11	4	7	0	.364	246	205
1983-93	Billy Brewer	Ole Miss	121	64	54	3	.541	2,482	2,431
		<i>Brewer (With Bowl Record, 3-2)</i>							
1978-82	Steve Sloan	Alabama	55	20	34	1	.372	1,080	1,350
1974-77	Ken Cooper	Georgia	44	21	23	0	.477	666	779
1947-70; 1973	John H. Vaught	TCU	245	180	53	12	.759	5,856	2,622
		<i>Vaught (With Bowl Record, 10-8)</i>							
1971-73	Billy R. Kinard	Ole Miss	24	15	9	0	.625	551	386
		<i>Kinard (with Bowl Record, 1-0)</i>							
1946	Harold (Red) Drew	Bates	9	2	7	0	.222	76	144
1938-45	Harry I. Mehre	Notre Dame	66	39	26	1	.598	1,153	875
1930-37	Ed. L. Walker	Stanford	83	38	37	8	.506	1,199	945
		<i>Walker (With Bowl Record, 0-1)</i>							

Year(s)	Head Coach(es)	Alma Mater	G	W	L	T	Pct	PF	PA
1925-29	Homer Hazel	Rutgers	46	21	22	3	.489	666	620
1924	Chester Barnard	Missouri Teachers	9	4	5	0	.444	36	142
1922-23	R. A. Cowell	Illinois	20	8	11	1	.425	168	328
1919-21	R. L. Sullivan	Missouri Normal	24	11	13	0	.458	501	346
1917-18	C. R. (Dudy) Noble	Mississippi A&M	10	2	7	1	.250	88	269
1915-16	Fred Robbins	Vanderbilt	17	5	12	0	.294	179	522
1913-14	William Driver	Missouri	20	11	7	2	.600	250	205
1912	Leo De Tray	Chicago University	8	5	3	0	.625	127	100
1909-11	Dr. N. P. Stauffer	Penn. University	27	18	7	2	.704	427	113
1908	Frank Kyle	Vanderbilt	8	3	5	0	.375	99	125
1907	Frank Mason	Harvard	6	0	6	0	.000	6	195
1906	T. S. Hammond	Michigan	6	4	2	0	.667	71	64
1903-04	Mike Harvey	Auburn	11	6	4	1	.590	219	145
1902	Daniel S. Martin	Auburn	7	4	3	0	.571	121	46
1901	William Shibley	Virginia							
		Daniel S. Martin, Auburn	6	2	4	0	.333	34	129
1900	Z. N. Estes, Jr.	Virginia	3	0	3	0	.000	5	30
1899	W. H. Lyon	Yale	7	3	4	0	.429	44	47
1898	T. G. Scarbrough		2	1	1	0	.500	18	16
1896	J. W. Hollister	Michigan	3	1	2	0	.333	24	28
1895	H. L. Fairbanks	Bowdoin	3	2	1	0	.667	24	28
1894	C. D. Clark	Tufts	7	6	1	0	.857	120	48
1893	Dr. A. L. Bondurant	Hampden-Sydney	5	4	1	0	.800	120	28

*Freeze had a 39-25 record (3-1 bowl record) before wins were vacated due to NCAA ruling
 #Nutt had a 24-26 record before wins were vacated due to NCAA ruling

ALL-TIME LETTERMEN

A

Abdo, Nicholas, QB, 1927
 Abide, Gary, LB, 1989-90-91-92-93 (co-c)
 Ables, Christopher R. (Chris), Mgr., 2013
 Ables, W. Wayne, mgr., 1980
 Abrams, Alan J., RB, 2004
 Aby, Hulette F., 1896
 Acker, Elijah K. (Eli), OL, 2020-21-22
 Actis, Corey J., C, 2006-07
 Adamcik, Rich, OT, 1986; OG, 1987
 Adams, Billy Ray, FB, 1959-60-61
 Adams, John C., C, 1909-10-11-12 (c)
 Adams, Kelly C. (Chris), WR, 2008
 Adams, Lawrence A., Jr., QB, 1992-93; SS, 1995; HB, 1996 (co-c)
 Adams, Robert O. (Tiger), E, 1952-53-54
 Adams, Seth H., QB, 2006-07
 Adams, Winfred C., sub-RG, 1908-09
 Adebeyejo, Quincy O., WR, 2013-14-15-16
 Ainsworth, Stephen Gregory, TB, 1970-71-72
 Akin, Wm. E. (Dooley), FB, 1921-22-23-24
 Albarracin, Matthew Christian, DB-K, 2007
 Albritton, Sam, DT, 1984
 Aldridge, John B., DT, 1968-69-70
 Aldridge, Walter P. (Bo), T, 1962-63-64
 Alexander, Alishma R., TB, 1997
 Alexander, Charles H., Jr., mgr., 1972
 Alexander, George E., E, 1920-21
 Alexander, Jud, OG, 1983-84; OG-C, 1985
 Alexander, Raymond M., DE, 1974
 Alford, Anthony, DB, 2014
 Alford, John Warner, LG, 1958-59-60 (co-c)
 Alford, Josh, video, 2003-04
 Alford, Neil H., TE-OG, 1995
 Allen, Charles B., FB-QB, 1923-24-25
 Allen, Elmer D., ST, 1969; DT, 1970-71
 Allen, Floyd A., WR, 2017-18
 Allen, Herman E., FB, 1971-72-73
 Allen, Ferbia L., Jr., TE, 2009-10-11-12
 Allen, John Franklin, G, 1981-82-83 (co-c)
 Alliston, George B., G, 1966
 Alliston, Vaughn S., Jr. (Buddy), LG, 1953-54-55 (c)
 Altmyer, William L. (Luke), QB, 2021-22
 Ambrose, J.R., SE, 1984-85; FL, 1986-87
 Ames, Charles F., C-T, 1901-02
 Amos, Dwayne, WR-DB, 1988; RB, 1989; CB, 1990-91-92
 Amstler, Guy, G, 1920
 Anderson, Cephus, C, 1913-14; 1916 (c)
 Anderson, Charlie A., DE, 2000-01-02-03 (co-c)
 Anderson, Deontay, DB, 2016
 Anderson, James N. (Hoss), FB, 1958-59-60
 Anderson, Justin A., DB, 2015
 Anderson, Ryder P., DE, 2017-18-19-20
 Anderson, Vernon, mgr., 1941
 Anding, Eli K., WB, 1994; UB, 1995; LB-UB, 1996; FB, 1997
 Andrews, Stacy D., OL, 2003
 Angel, Gabe J., TE, 2017-18
 Applewhite, Austin H., E, 1925-26-27 (c)
 Arceneaux, Colby D., DB, 2007
 Armour, LaMark B., DE, 2005; 2007; DT, 2009-10
 Armstead, Jason E., WR, 2001-02
 Armstrong, Crowell H., LB, 1969-70-71
 Armstrong, George W., T, 1923-24
 Armstrong, James H. (Jamie), WR, 1998-99-2000-01
 Armstrong, Johnny, DB, 1981-82-83-84
 Armstrong, Tyji, TE, 1990-91
 Armstrong, William D., Jr. (Billy), DE, 2003
 Arnette, J.W., T, 1944
 Arnold, John Wes, Jr., mgr., 1966
 Arnold, Robert P., LB, 1972; DE, 1973-74
 Arrington, Perry, C, 1988-89
 Ashford, Andre L. (Andy), trainer, 1972
 Ashley, Tyrone, SE, 1989; FL-DB, 1990; RB-DB, 1991
 Ashlock, Alex A., LB, 2017
 Aston, Vernon (Monk), C, 1935-36-37
 Aultman, Todd, mgr., 2008

Austin, Kent, QB, 1981-82-83-84-85
 Austin, Oliver A., mgr., 1910
 Autrey, Winkey, C, 1937-38-39
 Avery, John E., RB, 1996-97 (co-c)
 Ayers, Chris, mgr., 1989
 Ayers, Richardson, C, 1908
 Ayodele, Iroko T., DB, 2003-04

B

Bacon, Jeff, LB, 1984-85-86
 Bagwell, C.I., T, 1917-18
 Bagwell, Michael W. (Mike), WB, 1970
 Bah, Alajah, mgr., 2017-18
 Bailes, Robert R. (Bob), LB, 1971-72-73
 Bailey, Darone, OL, 2013
 Bailey, James, TE, 1993
 Bailey, Jay Alan, LB, 1978
 Bailey, Robert A. (Bob), 1963
 Bailey, Robert W., M, 1966-67-68 (co-c)
 Bailey, William Jason, trainer, 1997-98; video, 1999-2000-01
 Baker, Jerry E., FB-RHB, 1954-55-56
 Baker, Mark M. (Mitch), DT, 1997; OG, 1998
 Baker, Zikerrion K., LB, 2018-19-20-21
 Baldwin, Randy, RB, 1989-90
 Ball, John H., HB, 1914; 1916
 Ball, Warren N. (Bo), E, 1958-59-60
 Baltz, Shane M., mgr., 2010-11
 Bane, Bob, mgr., 1977
 Bangura, Abdulai T. (Abdul), DB, 2012
 Banks, Nathaniel S. (Nate), DB, 2004-05-06-07
 Banks, Tyler M., LB, 2022
 Barber, John T., RH, 1954
 Barbour, Calvin C., Jr., HB-QB 1919-20-21-22 (c)
 Barfield, Kenneth A., T, 1950-51
 Barker, Reuben A. (Rube), T, 1911-12
 Barkley, Samuel Ross, WR, 2000-01-02
 Barkley, William Donald, LE, 1955; 1957
 Barlow, Bobby, trainer, 1985-86
 Barlow, T. Michael, TB, 1974
 Barnes, Blake, mgr., 1977
 Barnes, Phillip E. (Gene), DT, 1996-97
 Barnett, Eddie Lee, G, 1967
 Barrett, Dillon J., TE, 2015
 Barry, Wm. T. (Bill), FLK, 1971-72
 Barron, William P. (Will), mgr., 2001
 Bartling, McNeil (Doby), QB, 1934-35
 Basham, Wm. Earl, T-G, 1959-60-61
 Baskin, John Frank, DT, 1969
 Bass, Ian Y., RB, 1999; RB-LB, 2000
 Bass, Robert C., K, 2005
 Bates, G.C., RT-LG, 1905-06
 Bates, Sam, video, 2018-19
 Batten, H.C., FB, 1926
 Battiste, Chris, OG, 1992
 Battle, Miles C., WR, 2018-19; DB, 2020-21-22
 Baumstein, Herb, QB-FB, 1935-36-37
 Beanland, Gayle C., QB, 1898-99; 1902
 Beasley, Alyssa, trainer, 2008
 Beatty, Edwin M., C, 1951-52-53 (c)
 Beck, Drake A., WR, 2018-19
 Beck, John Robert, LB, 1976-77
 Beck, John W., III (Johnny), video, 2001-02
 Beckett, B.B., LE, 1901-02
 Beckett, George B., LE, 1900
 Beckett, Richard C., Jr., RE, 1905
 Beddenfield, Marcus, E, 1934
 Bedingfield, Wm. Ray, C, 1963-64-65
 Bell, Daniel II (Danny), DB, 2003
 Bell, James Brandon, WR, 2015
 Bell, Jeffrey D., trainer, 1980
 Bell, Jonathan (Jon), FB, 1992; DE, 1993
 Bell, Justin L., OL, 2012-13-14-15 (co-c)
 Bell, Tim, trainer, 1980-81-82
 Bello, German M., OL, 1999-2000-01
 Bender, Charles A., FB, 1913-14
 Benedetto, Benjamin M. (Ben), FB, 2008
 Bennett, Bryon L., DL, 2011-12-13-14
 Bennett, Gardner, G, 1937

Bennett, James K. (Bo), DE, 1996; FB, 1997
 Bennett, Preston (Pep), QB, 1940-41; 1946
 Bennett, Tony (Gator), DE, 1986; NG, 1987; OL, 1988-89 (co-c)
 Bentley, Marshall C., G, 1929
 Bentley, Ulysses IV, RB, 2022
 Benton, Robert Hollis, RT, 1958-59-60
 Benvenuti, Joseph D., DT, 1974
 Berger, Andrew J. (Andy), WR, 1994
 Bermudez, Derek A., DB, 2020; 2022
 Bernacchi, Robert, T, 1940-41-42
 Bernard, Dave, FB-HB, 1934-35-36
 Berry, Lance, K, 1992
 Berry, O.L., mgr., 1925
 Berry, Ontario, DB, 2012-13
 Berry, Ryan, mgr., 2003
 Berryhill, Herman, E, 1934
 Besselman, Jim, OG, 1986; OT, 1987
 Bethay, Kenneth Lee, trainer, 1980; 1982
 Bettis, Jeffery A. (Adam), TE, 1996-97-98-99
 Bevell, Scott, mgr., 1988
 Biddle, RaTavious A. (Taye), WR, 2002-03-04-05
 Bidgood, Charles S., C, 1947-48
 Biggers, Neal B., HB, 1929-30-31 (c)
 Bigham, C.S., sub., 1908
 Bigham, Justin G., FB, 2011-12; TE, 2013
 Bilbo, G.W., E-G, 1931-32-33
 Bilbo, J.P., G, 1935-36-37
 Bilbrew, Damon A., WR, 1995-96
 Bilbro, John Wilson, mgr., 2014
 Biles, George Lacey, HB, 1924-25-26
 Billings, Darron, FB, 1988; RB, 1990-91 (co-c)
 Bing-Dukes, Detric, LB, 2016-17-18
 Bingham, Dwight, DE, 1982-83-84
 Binkley, Lesley H. III (Les), K, 1999-2000
 Bisbing, Willard, LH, 1938
 Bishop, Clarke D., E, 1949
 Bishop, Smith, T, 1913-14
 Bivens, Quentin B., DE, 2018-19-20-21
 Black, Willis W., HB, 1954
 Blackwell, Anse, E, 1938
 Blackwell, Bernard, LG, 1944-45-46-47
 Blair, Earl E., LHB, 1952-53-54-55
 Blair, George L., LHB, 1958-59-60
 Blair, Wiley S., sub., 1905
 Blake, Justin C., DE, 1999-2000
 Blake, Kent A., trainer, 1978
 Blake, Walter G., RG, 1893-94
 Blakemore, Robert E. (Bob), DE, 1980-81; DT, 1983-84 (co-c)
 Blalack, Charley, mgr., 1956
 Blalack, John W., QB, 1954-55-56
 Blanchard, Reginald, mgr. (video), 1997
 Blanchard, Travis K., DB, 2000-01-02-03
 Blankenbaker, R.H., HB-G, 1926-27-28
 Bledsoe, Trey, WR, 2014-15-16-17
 Blount, Clayton, HB, 1946
 Blount, Joseph L., LB, 1967-68-69
 Blount, Kenneth Lloyd, S, 1970
 Boatman, Johnny, FB, 1985-86
 Boatright, Benjamin T. (Ben), K, 2003
 Bogard, Harold, E, 1935
 Boggan, Rex Reed, RT, 1949-50; 1954
 Bolden, Brandon M., RB, 2008-09-10-11 (co-c)
 Bolden, Saud Paul, DT, 1997
 Bolin, Treva (Bookie), RG, 1960-61
 Bonds, Eldridge D. (Bubba), WR-Holder, 1993-94-95
 Bonds, William A. (Tony), G-C, 2002-03-04-05
 Bonham, Vince, C, 1988-89
 Bonner, Antonious D., FS, 1993-94
 Bontrager, Thomas, trainer, 1984-85
 Bookout, B.E., HB, 1917
 Boone, James T. (Pet), C, 1970-71-72
 Boone, Michael L., DT, 1996-97-98-99
 Booth, Carl C., III (Cliff), MG, 1968
 Booth, Thomas Daniel, DL, 2001-02-03-04
 Boothe, R.V., sub., 1893
 Boucvalt, Lawrence X. IV (Lex), WR, 2022
 Bouldin, Daronte L., OL, 2014-15-16-17
 Bounds, Wayne Stanley (Stan), QB, 1973; 1975

Bourdeaux, R.H., sub., 1893
 Bourne, Robert, G, 1961
 Bournes, Kendrick M. (Ken), LB, 2003
 Boutwell, George, C, 1928-29-30
 Boutwell, Jeffrey C. (Jeff), WR, 1995-96-97
 Bowen, B.C., RT, 1898
 Bowen, John H., Jr. (Buddy), QB, 1946-47-48
 Bowen, John H., III (Bo), TB, 1967; FB, 1968-69 (co-c)
 Bowen, Mark Sutton, SE, 1976
 Bowens, Tim, DT, 1993
 Bowers, Christopher (Chris) L., DE, 2005-06-07-08
 Bowers, Samuel H., QB, 1919
 Bowie, Idarrious (D.D.), DB, 2017
 Bowles, Wallace C., T-G, 1929-30-31
 Bowman, Gayle, HB, 1955
 Boyce, Benjamin (Ben) J., C, 2005
 Boyce, Boykin, G, 1944-45
 Boyce, Dan R., Jr., OG, 1983; LB, 1984-85
 Boyd, Danny, CB, 1989-90-91-92
 Boyd, Lucas, mgr., 1953
 Boyd, Robert C. (Bobby), QB, 1962
 Boykin, A.L. (Showboat), HB-FB, 1949-50-51
 Boykin, McKinley, DL, 2002-03-04-05
 Boyles, Jonas E., Mgr., 2013
 Bozeman, James Michael, DL, 2002-03-04-05 (co-c)
 Braddock, William D. (Dusty), DT, 1999-2000-01
 Bradley, Bruce B., LH, 1949-50
 Bradley, Kimble, QB, 1936-37-38 (c)
 Brady, T.P., LT, 1893
 Braithwaite, Joshua D., DB, 2005
 Brandon, Gary, mgr., 1978
 Brandon, Ronnie, mgr., 1980
 Brasher, Kristopher L. (Kris), trainer, 1995
 Brashier, Rodgers, G, 1952-53-54
 Brassell, Nickolas (Nick) J., WR-DB, 2011
 Braun, Tobias J., OL, 2022
 Brazley, Eugene W., RB, 2014-15-16-17
 Breaux, Lionel D. Jr., WR, 2007-08-09-10 (co-c)
 Breedlove, Kyndrich M.H., CB, 2021-22
 Breisch, Kiersten, trainer, 2019-20
 Breland, Hugh Gregory, P, 1973-74
 Breland, Jesse J., FB-HB, 1912-13
 Breland, R.Q., mgr., 1923
 Brenner, George, FB, 1950-51-52
 Brent, Zachary (Zack) E., OL, 2009-10
 Brents, Darrel, C, 1944
 Bressler, Arthur (Art), J, OG, 1971-72-73
 Brewer, Brett, P, 1984
 Brewer, Derek O., DB, 1980
 Brewer, Grady, FB, 1945
 Brewer, Jack, E, 1944
 Brewer, Joe, G, 1982-83; LB, 1984; NG, 1985
 Brewer, Johnny Lee, RE, 1957; 1959-60
 Brewer, Homer E. (Billy), DB-QB, 1957-58-59
 Breyer, Alex, G, 1934-35-36
 Brice, Alundis, FS, 1991-92; CB, 1993; CB, 1994 (co-c)
 Bridgers, David I., C, 1946-47
 Bridgers, David I., Jr., C, 1968; WG, 1969-70
 Bridgers, Lloyd M., mgr., 1975
 Bridges, James T., E, 1951-52
 Bridges, Roy, QB, 1917 (c)
 Bridges, Tony, CB, 2015-16
 Briggs, Charles E., mgr., 1924
 Brinkley, Lester, DT, 1985-86-87-88
 Brister, Fred E., III, LB, 1968-69-70
 Brister, Herndon, FB, 1930
 Brister, Thomas S., RE, 1961
 Britt, Alvin, C-G, 1931-32-33
 Britt, Marc A., WR, 2020
 Britt, Oscar, G, 1940-41-42
 Broadway, James M. (Jim), P, 2012
 Broeker, Nicholas M. (Nick), OL, 2019-20-21-22
 Brooks, Jamaricus, mgr., 2018-19
 Brooks, Jimmy R., TE-DL, 2002; TE 2003-04-05
 Brooks, Mason B., OL, 2022
 Broussard, Joe, T, 1965
 Brown, Allen, E, 1962-63-64 (co-c)
 Brown, Alton L., DT, 1971-72
 Brown, Arthur (A.J.), WR, 2016-2017-18
 Brown, Braion J., WR, 2021-22

ALL-TIME LETTERMEN

Brown, Bryan T., DB, 2003-04-05-06
 Brown, Burkes, OT, 1991-92
 Brown, Carter, HB, 1952
 Brown, Cam, mgr., 2020-21
 Brown, Chad, DL, 1991-92 (co-c)
 Brown, Chelarvez, C. (Chief), DB, 2012-13-14-15
 Brown, Colon, HB, 1929-30
 Brown, Dean, SE, 1983; 1985
 Brown, Ernest H., S, 1970; SLB, 1971
 Brown, Fadol C., DE, 2014-15-16
 Brown, Fred, G, 1946
 Brown, Jakivuan A., OLB, 2020-21
 Brown, Jerry G., T, 1959-60-61
 Brown, Johnny L., DB, 2007-08-09-10 (co-c)
 Brown, Josh, mgr., 2006-07
 Brown, Markevious C., CB, 2021-22
 Brown, Matthew D. (Matt), TE, 2013-14-15
 Brown, McCarthy B. (Mac), P, 2017-18-19-20-21
 Brown, Melvin A., RB, 1979; CB, 1980-81-82
 Brown, Michael D., OL, 2010
 Brown, Patrick, LB, 1982-83-84-85
 Brown, Raymond L., QB, 1955-56-57
 Brown, Renard T., FB, 1992-93; DE, 1995 (co-c)
 Brown, Stuart T., WR, 1995-96-97
 Brown, Terrell T., DT, 2011; OL, 2012
 Brown, Tim, OG, 1988-89 (co-c)
 Brown, Timothy B. (Ben), OL, 2018-19-20-21
 Brown, Titus, FL, 1986
 Brown, Tony, OLB, 1990-91
 Brown, Troy D., LB, 2022
 Brown, Whitney, trainer, 2004-05-06
 Brown, Wm. Van, WB, 1967; KS, 1968
 Brownlee, Vincent, WR, 1990-91
 Brownlee-Cantrell, Whitney, trainer, 2003
 Bruce, John, QB, 1944-45
 Brumfield, Lamar T., LB, 2007-08-09
 Brunetti, Barry B., QB, 2011-12-13
 Bryan, Wesley K., P-K, 2004
 Bryant, Darrell H., mgr., 1999-2000
 Bryant, Serderius, LB, 2011-12-13-14
 Brugig, Eric S., C-OT, 1995-96
 Buchanan, John P., DE, 1974
 Buchanan, Oscar E., T, 1944
 Buchanan, Oscar W. (Red), QB-LB, 1946-47-48
 Buchanan, Brooks R., QB, 2014-15
 Buckhalter, Brandon R., WR, 2022
 Buckles, Douglas M. (Doug), OG, 2001-02-03-04 (co-c)
 Buford, Detarius K. (D.K.), RB, 2015-16-17-18
 Bullard, Tyler, video, 2016
 Bullock, Kentrel L.D., RB, 2020-21-22
 Buntin, R.R., G, 1915-16
 Burdette, Quintavius M., DB, 2012-13-14-15
 Burford, Cecil, trainer, 1983-84
 Burgess, Derrick L., DT, 1997; DE, 1998-99-2000 (c)
 Burgess, G. Bentley, DE, 1980
 Burke, Charles G., Jr., LE, 1955; 1957
 Burke, Jack, HB, 1931-32
 Burke, Webster W., C, 1924-25-26 (c)
 Burke, Robert O., Jr., WT, 1969-70; QT, 1971
 Burkhalter, Charles Stephen (Steve), DT, 1971-72-73
 Burleson, Charles, T, 1952
 Burnett, Andrew E. (Drew), WR, 2022
 Burnett, Harvey, QB, 1930
 Burnett, W.D. (Dump), T-G-FB, 1927-28-29 (c)
 Burns, Carlos B., mgr., 2001-02-03
 Burns, Tanner J., DB, 2012
 Burns, Willie, CB, 1977-78
 Burrow, Cory G., SP, 2001
 Burrow, John D., DB, 1979-80-81; FS, 1982
 Burton, Pierce W., OL, 2012-13
 Busch, William K. (Billy), LB, 2013-14
 Bush, Alan L., ST, 1965-66-67
 Bush, Bill, OG, 1989; DL, 1991
 Buster, Christopher C. (Chris), mgr., 2000-01-02
 Butler, George H., LG, 1900
 Butler, James N. (Jim), G, 1944
 Buys, Mark Talbot Jr., OL, 2014-15-16
 Byrd, Ronald K. (Rocky), QB, 1949-50-51

C

Caccamo, Dan, SS, 1977-78-79
 Cadden, Blake C., trainer, 2010-11
 Cadden, Kelsey, trainer, 2014
 Cage, Charlie, Jr., DT, 1976-77-78
 Cagle, Brian, DT, 1988; DE, 1989; DT, 1990
 Cagle, Robert, OG, 1987
 Cahall, William C., QB, 1911
 Cain, George, FS, 1977
 Cain, Thomas E. (Trace), trainer, 2011
 Cairnes, George H., sub., 1899-1900
 Caldwell, David, FS, 1985; SE, 1987
 Caldwell, James T., LG, 1950-51-52
 Caldwell, Lilton Terry, LB, 2015-16
 Caldwell, M.F., T, 1917
 Calhoun, Bill, trainer, 1984-85
 Calicchio, Lawrence R. (Lonny), P-K, 1994-95
 Callahan, Lindy T., HB, 1949-50-51
 Callan, Erin G., trainer, 2011
 Calvert, Billy A., LB, 2001
 Campbell, Chance D., LB, 2021
 Campbell, David, DB, 1977
 Campbell, Eugene P., RG-mgr., 1898 (c), 1899
 Campbell, Henry A., G, 1948
 Campbell, James L., Jr., OL, 2003-04
 Campbell, Jeff, T, 1982-83
 Campbell, J.W., FB, 1916
 Campbell, Keith L., CB, 1992-93-95; SS, 1994
 Campbell, Todd C., WR, 1999
 Campbell, Trace R., TE, 2022
 Campbell, Tyler R., P, 2009-10-11; 2013
 Campbell, William Mike, E, 1945
 Camponova, Joseph F., KS, 1980
 Cannon, Anthony E. (Tony), RB, 1996-97-98
 Cannon, Glenn D., S, 1967-68-69 (co-c)
 Cannon, Zachary H. (Zac), mgr., 1998-99-2000
 Cantrell, James L., OT, 1975
 Cantu, Lorenzo (Herkey), OG, 1992
 Cantu, Nicholas E. (Nic), OL, 2018
 Capello, Harry, C, 1940
 Carlisle, Wm. Todd, mgr., 1968
 Carlson, Gully, E, 1935
 Carlton, John, DT, 1985; 1987
 Carmichael, Sidney J., DE, 1993-94
 Carnes, Robert Lee, E, 1916
 Carney A.B., QB, 1918-19
 Carpenter, Charles W. (Chuck), OG, 1971
 Carpenter, Preston Caswell, TE, 1969; DE, 1970-71
 Carpenter, Carol, WB, 1967
 Carr, Oscar E, 1914
 Carruth, Bert, FS, 1991-92
 Carruth, Lester, G, 1932-33-34
 Carter, Fred S., LG-T, 1909-10-11
 Carter, Jacob A., WR, 2018-19
 Carter, Jeff, DB, 1988; FS, 1989-90-91 (co-c)
 Carter, Mark, trainer, 2006-07
 Carter, Raymond, G, 1965
 Carter, Sam P., G-C, 1929-30
 Carter, W. Spinks, C, 1901
 Carwell, Augustus J., OL, 2000-01
 Case, Harry, E, 1956
 Casey, Johnathan C., OG, 1994-95-96
 Casper, Raymond, QB-HB, 1931-32-33
 Castle, C.E., HB, 1945
 Castle, Lee, FB, 1941
 Castle, Richard, HB, 1945
 Caston, Hunter B., SS, 1996
 Caston, Lester B. (Brent), TB, 1964; M, 1965-66
 Causey, J.B., LT-G, 1909-10-11
 Causey, Jimmy, S, 1971; QB, 1972
 Cavin, Jack Otis, RE, 1958
 Chamberlain, D.H., LH, 1904
 Chambers, Justin (Chase), trainer, 2015
 Champion, James E., HB, 1957-58-59
 Champion, Wm. L. (Billy), LE, 1960; 1962
 Chandler, Johnny, LB, 1970-71-72
 Chandler, Kyle, RH, 1899
 Cheatham, Jack, G, 1945
 Childers, Charles, P, 1987-88-89-90

Childers, Robert D., HB, 1952-53
 Childs, Gregory L. (Greg), DT, 1994-95
 Chisholm, Charles P., TB, 1964
 Chisolm, Richard, P, 1991-92
 Christian, Charles D., Jr., RH, 1907
 Christian, Terrence W., OG, 1975; OT, 1976-77-79
 Chumbler, Brent S. (Shug), QB, 1969-70-71
 Chunn, Clifton B. (Cliff), Jr., DHB, 1968
 Churchwell, Hanson (Bull), RG-T, 1957-58
 Cistrunk, Ashanti D., LB, 2019-20-21-22
 Clair, Logan T., OL, 2010
 Clancy, Lakendrick T. (Kendrick), DT, 1998-99 (tri-c)
 Clapp, Robert P., QB, 1899
 Clark, Bobby L., OG, 1982-83-84-85
 Clark, Charles III, DB, 2003-04-05-06
 Clark, James H., T, 1944; 1947-48-49
 Clark, Marcus R. (Mark), FLK, 1976
 Clark, Roger Lamar, DB, 1981-82-83
 Clark, Shawn C., WR, 2001
 Clark, Wesley F. (Wes), mgr. (video), 1997
 Clarke, Joshua P. (Josh), LB, 2018
 Claxton, Benjamin Z. (Ben), C, 1999-2000-01-02 (co-c)
 Claxton, Jonathan M. (Jon), RB, 2002
 Clay, Wm. F. (Bill), WB-DHB, 1963-64-65
 Cleveland, Chuck, TB, 1985; FB, 1986-87
 Clingan, Jason L., FS, 1996-97
 Clippard, Richard F., OG, 1973-74; MG, 1975
 Clowney, Demon T., DE, 2020-21-22
 Coates, David Patrick, QB, 1976-77
 Coatney, Josiah J., DT, 2017-18-19
 Cobb, Seth A., video, 2009
 Cobb, Shawn, LB, 1987-88-89-90 (co-c)
 Coburn, Devon K., DT, 1995; OT, 1996-97
 Cohen, Marcus E., OL, 2005-06-07
 Cohen, Sollie, FB, 1925-26-27
 Cohn, Abye A., HB, 1901; 1903-04
 Cohn, Henry L., RG-Mgr., 1909-10-11-12
 Coker, Wm. H. (Billy), WG, 1968-69-70
 Cola, Christopher W., OG, 1995; DT, 1996
 Cole, Alfred Lee, LB, 1980-81-82-83
 Cole, Eddie Lee, LB, 1975-76-77-78
 Cole, Milton R. (Hoppy), NG, 1980; G, 1981-82
 Cole, Ryan, trainer, 1997
 Cole, Spencer P., P, 2018-19
 Cole, William A., WR, 2009
 Coleman, Clifton (Cliff), DB, 2011-12-13-14
 Coleman, Dennis F., DE, 1968-69-70 (co-c)
 Coleman, Kem T., LB, 1974-75-76-77
 Coleman, Khari A., LB, 2022
 Coleman, Pat, FL, 1988-89 (co-c)
 Coleman, Patrick A., mgr., 2008-09
 Coleman, Ronald Justin, DB, 1998-99-2000-01
 Coleman, Roy, FLK, 1977; QB, 78-79
 Coley, James, DL, 2018
 Collette, Allen, G, 1914-15
 Collier, Antonio (Tony), FS, 1992; CB, 1993
 Collier, James W., 1895
 Collier, John Brooks, DT, 1969
 Collier, O.E., HB 1926
 Collier, Terry Lee, QB, 1967
 Collier, William C., sub., 1893
 Collins, Dehendret D., DB, 2012-13
 Collins, Dudley, mgr., 1931
 Collins, Leon C. (Chris), WR, 2000-01-02-03 (co-c)
 Colquett, Marlou, Trainer, 2017
 Colquitt, Carter D., OL, 2020-21
 Commiskey, Charles E. (Chuck), C, 1977; 1979; OG, 1980
 Conerly, Cecil L. III (Tank), mgr., 1977
 Conerly, Charles A. (Charlie), LHB, 1942; 1946-47 (c)
 Conlee, Clint, OT, 1990-91-92-93 (co-c)
 Conley, Christopher B. (Chris), P, 2011-12-13
 Conn, Abe H., FB, 1898; 1901
 Conner, Antonio (Tony), DB, 2013-14-15-16
 Conner, Clyde R., T, 1902; 1906
 Conner, Edgar E., RT, 1901
 Conner, Jarod D. (Snoop), RB, 2019-20-21
 Conroy, James, HB, 1944
 Contarresi, Richard A. (Richie), WR, 2009-10
 Conyers, Robert M., OL, 2013-14-15-16

Cook, Casey, trainer, 1997-98
 Cook, Jason D., FB, 2005-06-07-08 (co-c)
 Cook, Richard, HB, 1925
 Cook, Steven Chad, LB, 1997-98-99-2000
 Cook, William Henry, FB, 1893-94 (c)
 Cooley, Octavius, TE, 2016-17-18-19
 Cooper, Allan, trainer, 1993
 Cooper, Charles, T, 1945
 Cooper, Fahn, OL, 2014-15
 Cooper, Harold, LG, 1956-57-58
 Cooper, Jason, trainer, 1999-2000
 Cooper, Joshua M. (Josh), DE, 2000-01-02-03
 Cooper, Kevin J., P, 1996-97
 Cooper, Kyle M., LE, 1907
 Corral, Matt A., QB, 2018-19-20-21
 Core, Cody D., WR, 2012-14-15; DB-WR, 2013
 Cornell, Jonathan X., LB, 2006; 2008-09-10 (co-c)
 Corroera, Van Sam, OG, 1973-74
 Costa, Caden P., K, 2021
 Cothren, Jennings Paige, FB, 1954-55-56
 Cottam, Chris C., OT, 1978-79-80 (co-c)
 Counce, Ellis, video, 2019-20-21
 Courtney, Marvin, RB, 1990-91-92-93
 Covington, Louis J., DB, 2012
 Cowan, John Kuhl, RT, 1893-94
 Cowan, R.C., RT, 1901
 Coward, Charles B., LB 1967
 Cowart, E.M., E, 1917-18-19 (c)
 Cox, LeDarius C., DL, 2019-20
 Cox, Owen E., G, 1950
 Cox, Peyton, OL, 2018-19
 Craddock, Benjamin A. (Ben), P-H, 1998-99-2000
 Craddock, Tyler J., LB, 1996
 Crain, Charles K. (Ken), mgr., 1994-95
 Crain, Milton, C, 1956-57-58 (co-c)
 Crain, Sollie M., T-G, 1921-22-23-24
 Crawford, Edward S. (Eddie), III, LHB, 1954-55-56
 Crawford, Frank N., DB, 2010-11-12
 Crawford, James A., RG, 1946-47-48-49
 Crawford, Othar A. Jr., LG, 1947; 1949-50-51 (c)
 Creekmore, Rufus H., T-C, 1918-19-20 (c)
 Creel, Jennifer, trainer, 1997
 Crespino, Robert (Bobby), RHB, 1958-59-60
 Crisman, William O., LH, 1900-01-02
 Critz, FA., Jr., RH-LH, 1900; 1902
 Crocker, W. David, TE, 1974
 Crook, G.W., FB, 1920
 Crook, Jerry, HB, 1945
 Crosby, William F. (Buddy), HB, 1961-62
 Crowder, Talbert T, 1937
 Crowe, Dorman, C, 1938
 Crull, Luther P. Jr. (Putt), MG, 1968
 Cruz, Jonathan L., K, 2022
 Cull, Nicholas I. (Nick), S, 2022
 Cummins, Anthony, trainer, 1997
 Cunningham, Jalen M., OL, 2019-20-21-22
 Cunningham, Julian D. (Doug), TB, 1964; WB, 1965; TB, 1966 (co-c)
 Cunningham, James W., LH-sub., 1905-06
 Cunningham, Stephen Vincent (Steve), RB, 1981; CB, 1982; FL, 1983; CB, 1984
 Curd, H.P., mgr., 1919
 Curland, Marvin, FB, 1946
 Curlee, F.M., RG, 1900
 Curtis, Chester, HB, 1932-33-34
 Curtis, E. Maxwell (Max), Mgr., 2013
 Curtis, J.E., HB, 1915
 Curtis, Shawn L., DE, 2016-17
 Cushman, Preston A., OL, 2022
 Custis, Montrell, DB, 2016-17-18

D

Dabbs, Willis N. (Woody), RE, 1960-61-62
 Dale, Roland H., C, 1945; T, 1947-48-49 (c)
 Dalton, Andy, trainer, 1988-89-90
 Dalton, Anthony D. (Tony), DT, 1979-80; G, 1981-82
 Daly, Jerome, HB, 1942
 Daniel, Joshua J. (Josh), trainer, 1997-98-99-2000-01
 Daniel, Lakevias D., DB, 2020

ALL-TIME LETTERMEN

Daniels, Jerry S., E, 1958-59-60
 Daniels, Marcus L. Jr. (MJ), S, 2021-22
 Dantzier, Larry D., LB, 1974-75; DE, 1976; LB, 1977
 Darby, Al, trainer, 1982
 Darnell, John, QB, 1987-88-89 (co-c)
 Dart, Jaxson C., QB, 2022
 Dasher, Vernon, Jr., DB, 2018-19
 Davenport, Butch, DB, 1985; CB, 1986-87; FS, 1988
 David, Sincere W., DT, 2018; 2020
 Davidson, J.W. (Wobble), E, 1939-40-41 (co-c)
 Davidson, P.G., E, 1919-20
 Davis, Andrew (Drew) H., QB, 2015-16
 Davis, Cary Joe, mgr., 2011-12
 Davis, Carlos M., RB, 2012; CB, 2013, 2015-16
 Davis, Curtis Reed, LE, 1961-62-63
 Davis, Derrick L., RB, 2007-08-09
 Davis, Edwin D., T, 1929-30
 Davis, Enrique A., RB, 2008-09-10-11
 Davis, Frank, HB, 1945
 Davis, Frank Oliver, RHB, 1900
 Davis, Harry, HB, 1949-50
 Davis, J.E., E, 1923-24
 Davis, John Kyle, mgr., 2011-12
 Davis, Kendall H., mgr., 2014
 Davis, Lee Andrew, CB, 1981; 1983-84
 Davis, Luke A., LB, 2015-16
 Davis, M. Lake, mgr., 2014
 Davis, Mark, mgr., 1983
 Davis, Paul, C, 1942; 1946
 Davis, Quamon D. (Qua), WR, 2021-22
 Davis, Richie, NG, 1986-87
 Davis, Robert T., 1924-25-26
 Davis, Shed H., T, 1921-22-23-24
 Davis, Steve, QB, 1990-91
 Davis, Thomas D., RH-sub., 1899, 1900
 Davis, Thomas L. (Tom), WR, 2000
 Dawson, D.A., HB, 1915
 Day, Charles E., T, 1940
 Day, Herman (Eagle), QB, 1953-54-55
 Day, William Glynn, LCB, 1976-77-78
 Dean, Charles W., 1945
 Dean, Guy D., FB, 1901-02
 Dean, Nikolas R., TE, 2018
 Dean, William J. (Joe), LT, 1962-63-64
 Dear, W.C., HB, 1913; 1915
 Dearie, Steven Patrick, TE, 1981
 Deaton, Daniel B. (Penny), SE, 1969
 DeFoor, Jack P., OL, 2017
 DeLoach, Vicente E., DE, 2005-06-07
 Denmark, Eric, T, 1983-84
 Dennis, Chris, mgr., 2003-04-05
 Dennis, Walter M. (Mike), TB, 1963-64-65 (co-c)
 Denny, Billy, TE, 1977-78-79
 Denny, Will C., LS, 2011-12-13-14
 Dent, Edward L., RG, 1903
 Dent, Robert K. (Kinkead), QB, 2019; 2021-22
 Dentley, Tony, FB, 1986
 Denton, Alen, DB, 2020-21
 Desler, Jonathan L. (Jon), CB, 1993; 1995; FS, 1996
 De Steuben, Kate, video, 2020
 Dew, Cliff, C, 1990-91 (co-c)
 DeWeese, Pete, mgr., 2001; 2003-04
 Dickens, Luther (Curley), T, 1934-35-36
 Dickerson, Cecil R., HB, 1946
 Dickerson, David L., E, 1952-53-54
 Dickey, Bubba, LB, 1985-86-87; OG, 1988
 Dickson, Donald, RG, 1960-61-62
 Diley, Brian V., mgr., 1998-99
 Dill, John R. (Reggie), LB, 1970; DE, 1971-72 (co-c)
 Dill, Kenneth D. (Kenny), C, 1961-62-63 (co-c)
 Dillard, Wilson Jr., HB, 1950-51-52
 Dillingham, Bruce, Jr., DHB, 1965-66-67
 Dixon, Breon D., DB, 2017
 Dixon, Johnny, CB, 1990; SS, 1991-92-93 (co-c)
 Dodd, Allen P., LG-LT, 1902-03-04-05 (c)
 Dodson, Leslie, HB-FB, 1938-39-40
 Dodson, Mark A., RB, 2013-14
 Donahue, Tyler, trainer, 2007-08
 Donnelly, Ross P., DT, 2015-16-17-18
 Dongieux, Paul A., LB, 1969-70-71 (co-c)

Dorrah, Clinton E., G, 1913
 Dorrugh, Will, mgr., 2007-08
 Dorsey, Wayne D. II, DE, 2010-11 (co-c)
 Dossett, Horace, T, 1938-39-40
 Dotson, Albert C., CB, 1976-77
 Dotson, Dewayne, LB, 1992-93 (co-c)
 Dotson, G. Kenneth, DT, 1980-81-82
 Dottley, John (Kayo), FB, 1947-48-49-50
 Doty, Arthur W., LH, 1960-61
 Dowdy, Luke, mgr., 2017
 Dowell, Wade, C, 1977
 Downing, Henry M., sub., 1903
 Doyle, L.A., 1918
 Drewry, Robert G., 1953-54-55
 Drummond, Donario, WR, 2019-20-21
 Dubios, Finnegan, mgr., 2020
 Dubuisson, Gene H., C, 1953-54-55
 Duck, Charles E., G, 1955-56
 Duke, Jared N., OL, 2010-11-12-13
 Duke, John Gayle, QB, 1894
 Dunagin, Charles Ado, T, 1937-38-39
 Dunaway, James K. (Jim), RT, 1960-61-62
 Duncan, Derek, mgr., 1983-84
 Duncan, Sam, trainer, 1978
 Dunlap, William E. (Ted), trainer, 1998; 2000-01
 Dunn, Drew, Mgr., 2013
 Dunn, Perry Lee, QB, 1961; FB, 1962; QB, 1963
 Dunn, Ryan J., Mgr., 2013
 Dunn, Thomas, HB, 1931
 Durfey, Allan P., HB, 1918
 Dyer, Dylan A., TE, 2013; 2015
 Dykes, Jewell Kenneth, Jr., mgr., 1968

E

Ealy, Jerrion Z., RB, 2019-20-21
 Earnest, Josh E., video, 2004; 2006
 Eason, Cordeira J., RB, 2006-07-08-09
 East, Cameron B. (Cam), OL, 2022
 East, F.I., G, 1915
 Easterling, Harvey Jay, KS, 1979
 Eastland, Antonio Martez, RB, 2010
 Easton, Mike, OT, 1989
 Eckers, Thomas, III, OL, 2005-06-07
 Edwards, Alex, mgr., 2018
 Edwards, Eddy, trainer, 1975
 Edwards, Trey, mgr., 2006-07
 Edwards, Xavier Omar, OT, 1995; OG-OT, 1996-97
 Elam, Shane F., DE, 1998-99-2000 (c)
 Ellis, Timothy L. (Tim), QB, 1974-75-76-77
 Elmer, Frederick W., RE-RH-mgr., 1900, 1901 (c), 1902, 1903 (c), 1904
 Elmer, James C., RT, 1906
 Elmore, James D. (Doug), QB, 1959-60-61 (co-c)
 Elmore, J.W., 1924
 Elston, Demontrae D. (Trae), DB, 2012-13-14-15
 Ely, James M. (Mike), mgr., 1974-75-76
 Embry, Joseph S. (Joey), OT, 1996
 English, Gino D., FLK, 1980-81-82
 Engram, Evan, TE, 2013-14-15 (co-c), 2016 (co-c)
 Enoch, Eugene S., QB-sub., 1900-01-02
 Enochs, W.B., C, 1926-27
 Epperson, Elijah (E.J.) J., TE-FB, 2009; FB, 2010-11; DE, 2012
 Epting, John Booth, HB, 1922
 Erickson, W.C. (Bill), T, 1946-47 (alt-c)
 Erves, Dale V., LB, 1979-80; FB, 1981
 Erves, James C., DT 1979-80
 Erwin, Clay, DE, 1977; 1980-81
 Espy, Michael William A. (Mike), WR, 2002-03-04-05
 Estes, Herman Donald, mgr., 1964
 Estes, Terry, mgr., 1970
 Ethridge, Jay, mgr., 2014-15
 Etua, Daniel, trainer, 1997-99-2000
 Eubanks, Bill, LE, 1940-41
 Eubanks, Oscar G., 1921
 Evans, David L., NG, 1993; OG, 1994; DT, 1995-96
 Evans, Guy E. (Butch), QB, 1974; DE, 1975
 Evans, Harrison, G, 1916
 Evans, J.P. (Joe), E-QB, 1912-13-14

Evans, Lorenval D., Jr. (Donta), LB, 2017-18-19
 Evans, Victor L., DE, 2015-16-17-18
 Evans, Zach, RB, 2022
 Ewell, Todd, mgr., 1997-98

F

Fabris, Jon Michael, FS, 1976-77; CB, 1978-79
 Fabris, Robert Stratton, TE, 1975; SE, 1976-77
 Fagan, Julian W., III, P, 1967-68-69
 Fair, Davis L. (Deck), LG, 1901
 Fair, Davis L., Jr., 1936
 Fair, Frank L., LE, 1903
 Fair, Eugene L. (Gene), mgr., 1937
 Faniel, Alex D., TE, 2018
 Fant, Frank C., G, 1947-48-49
 Farber, Hap, SE, 1967; DE, 1968-69
 Farish, William S., RT-FB, 1899
 Farlow, Jared D., WR, 2019
 Farmer, C.E., G, 1918-19
 Farmer, Fred A., DHB, 1968-69-70
 Farmer, James J., T, 1966-67
 Farragut, Kenneth D., C, 1947-48-49-50 (c)
 Farrar, Donald H. (Don), QB, 1968; 1970
 Farris, Wm. J. (Bill), DE, 1973-74-75
 Faulk, Sara, trainer, 2018
 Fedric, Jones, mgr., 1932
 Feeley, Jacob F., C, 2015-16
 Feemster, J.H., T, 1919-20; 1922
 Fein, Antonio D. (Tony), LB, 2007-08
 Felts, Morris Leon, TB, 1968-69; SE, 1971
 Ferguson, David, trainer, 1988-89
 Ferguson, Troy M. (Huck), NG, 1993-94
 Ferrill, Charles, C, 1931
 Ferrill, Charles B., RT, 1960
 Few, William R. (Will), LS, 2015-16
 Field, Richard J., HB, 1917
 Fields, Jimmy, NG, 1985
 Finger, William, G, 1915
 Finley, Allister E. (A.J.), DB, 2019-20-21-22
 Finley, James A., FB-QB, 1904-05
 Fischer, Daniel M. (Danny), FLK, 1976
 Fisher, Bobby F., LE, 1954-55
 Fisher, Lasilas Comone, DL, 1996-97-98-99
 Fisher, Ta'Boris L., WR, 1993; WB, 1994; HB, 1995-96
 Fitzgerald, Kyle G., video, 2009
 Fitzsimmons, Mike, NG, 1983; DT, 1984-85-86
 Flack, Jackie, LH, 1940-41
 Flakes, Everett, DB, 1984; SS, 1985-86
 Platt, Ethan G., QB, 2004-05
 Fleming, Gordon W., Jr. (Rocky), RE, 1964; MM, 1965; WB, 1966
 Fletcher, Andrew D., K, 2013-14
 Fletcher, Ralph E., QB, 1912
 Fletcher, Robert J., E, 1947-48-49-50
 Fletcher, Spence, trainer, 1988-89
 Flournoy, Maurice L., HB, 1998; WR, 1999
 Flowers, Charles (Charlie), FB, 1957-58-59 (co-c)
 Flowers, Jesse, T, 1931-32-33
 Flowers, William R. (Bill), WR, 2001-02-03-04
 Follett, Michael J. (Mike), mgr., 1993-94-95
 Foose, Sam, E, 1935
 Forbes, George, trainer, 1988
 Ford, Artis, DL, 1990-91-92
 Ford, Cecil A., RT, 1961-62-63
 Ford, Jarvis K., Mgr., 2013
 Forester, Michael W., C, 1974; DT, 1975-76
 Foreston, Edward D. (Ed), DT, 1994-95
 Foster, John M., LE-RH, 1898-99-1900-01-02 (c)
 Foster, Willie, FLK, 1978
 Fountain, Michael A., CB, 1978-79-80
 Fountain, Kweisi J., DB, 2017-18
 Fourcade, John, Jr., QB, 1978-79-80-81
 Fourcade, Keith J., LB, 1979-80-81-82
 Fowler, Ronald M. (Ronnie), C-G, 1964-65-66
 Fox, Otis T., DE, 1995
 Fox, Quinn, mgr., 2020
 Foxworth, W.L., QB, 1893
 Frame, J.S. (Buntin), DHB, 1965
 Franklin, Bobby Ray, QB, 1957-58-59

Franks, Floyd W., SE, 1968-69-70
 Franks, Michael Dwayne, TB-SE, 1970; DHB, 1971
 Fraser, D.R., mgr., 1928
 Fratesi, Michael L. (Mickey), S, 1971; M, 1972; SS, 1973
 Freeman, W. Dalton, mgr., 2011
 Freightman, Phil, S, 1978-79
 French, Rufus J., TE, 1996-97-98
 Friedrichsen, Mark, T, 1982-83
 Frigo, Craig, OL, 2014
 Frishman, Leon B., mgr., 1967
 Frye, J.P., G, 1940-41
 Frye, William, FB, 1937
 Fryfogle, Bruce G. (Trey), WR, 2001
 Fuerst, Robert J., G, 1946; 1948-49
 Fulton, Lyman A., mgr., 1981
 Funderburk, Joe, T, 1915
 Furlow, Frank, QB, 1940

G

Gaddis, Jack T., HB, 1913
 Gaines, Corey J., DT, 2010; C-FB-DT, 2011; OL, 2012
 Gaither, Christy A., trainer, 2002
 Galey, Charles D. (Red) E, 1945-46-47
 Gallegos, Jordan J., WR, 2015
 Gallik, Gerald, OT-C, 1985, OT, 1986
 Garbutt, Aaron, DB, 2011; LB, 2012
 Gardiner, Sam, mgr., 2016-17
 Gardner, Thomas, mgr., 1938
 Gardner, William P., G, 1919
 Gardner, Wm. Douglas, G, 1932
 Garner, Ernest L., Jr. (Lee), FB, 1964; LB, 1965-66
 Garner, John C., Jr., DE, 1968
 Garner, Robert L. (Bobby), QB, 1976-77-78 (c)
 Garnett, C.L., 1895
 Garrett, Jeremy M., DL, 2004-05-06-07
 Garrett, Ryan, mgr., 2016-17
 Garrigues, Robert M., DHB, 1966-67-68
 Gartrell, J.E., LT, 1900
 Gary, Oscar Knox, Jr., LG, 1951-52
 Gates, DeMarquis L., LB, 2014-15-16-17
 Gates, Hunter, G, 1946
 Gates, Robert, W., DE, 1997-98
 Gatlin, Todd E., KS, 1980-81-82
 Gazelle, J.J., HB, 1922
 Gebbia, Rich, TE, 1988-89
 Gee, Charles Thomas, LB, 2001
 Gelin, Edwin P., DB, 2004
 Genovese, Ross, OT-C, 1984-85
 George, Alonzo P., G-HB, 1917; 1919-20
 Gerald, Daverin A., OL-DL, 2006; C, 2008-09
 Gerrard, Albert L., Jr. (Bud), C, 1945; 1949
 Gibbs, Jerry D. (Jake), QB, 1958-59-60 (co-c)
 Gibson, E.B., 1895
 Gibson, Jonathan, OG, 1992
 Gibson, Michael L. (Mike), DL, 2002-03
 Gilbert, Kline, E-T, 1950-51-52 (co-c)
 Gill, Christopher W. (Chris), OL, 2012
 Gill, Daylen R., LB, 2020-21
 Gill, Virgil, T, 1932-33-34
 Gilliland, John L., DE, 1968-69-70
 Gilruth, I. Newton, LE-RT, 1899-1900
 Gipson, Malvin, TB, 1978; DB, 1979; TB, 1980-81
 Givens, Alexander R. (Alex), OL, 2016-17-18-19
 Gladding, Charles, E, 1939
 Gleeson, William T. (Will), P, 2014-15-16-17
 Glover, Will H., LH, 1947
 Gober, Oscar, 1921
 Godwin, Chauncey, DB, 1988; CB, 1989-90-91
 Goethe, Richard, RT, 1953-54-55
 Goethie, Andrew Lanier, LB, 1999-2000-01-02 (co-c)
 Goff, Rob, C, 1986-87
 Golson, Austin, OL, 2013
 Golson, Senque D., DB, 2011-12-13-14
 Gonzalez, Michael Canning, mgr., 2010-11
 Goodloe, Willie, TB, 1984-85-86-87
 Goodwin, Arthur, LE, 1940
 Gordon, Craig, mgr., 1982
 Gordon, I. Otis, G, 1919
 Gordon, Jamond M., DT, 2021-22

ALL-TIME LETTERMEN

Gordon, Louis, LB, 1988; OLB, 1989; TE, 1990
 Gordon, Roger, FB, 1977
 Gourley, John J., trainer, 1991-92-93-94
 Graeber, Jerry B., SS, 1992; FS, 1993; FS, 1994 (co-c)
 Graham, B.L. (Country), E, 1936-37-38
 Graham, Darryl E., P, 1980-81-82
 Graham, Corey D., CB, 1997
 Graham, Michael F. (Mike), SE, 1965
 Grandy, Jesse D., WR, 2009-10
 Grant, Dantarius Terrell, DB, 2010; WR, 2011-12-13
 Grant, Roy Oliver, OG-T, 1975; OG, 1976
 Grant, Uriah R., DT, 2011-12
 Grant, Walter G., K, 1993-94
 Grantham, James Larry, LE, 1957-58-59
 Graves, Joe E. (Jody), QB, 1965-66
 Graves, Sam Ervin, III, LB, 1966-67
 Gray, Brad, P, 1991-92
 Gray, Bradley J. (Brad), mgr., 2001-02-03
 Gray, Dabney, mgr., 1969
 Gray, J.P., mgr., 2003-04
 Gray, M. Tyler, DL, 2013
 Gray, Tony M., OL, 2018
 Green, Allen L., C, 1958-59-60
 Green, Brandon J., OL, 2008-09
 Green, Jae'Lawn, video, 2020
 Green, Jonathan, CB, 1991
 Green, Marcus, DT, 1982-83-84
 Green, Marcus K. (Marshay), WR, 2006-07-08-09 (co-c)
 Green, Norvin E., C, 1900
 Green, Randall W., P-K, 1996-97
 Green, Walter G., HB, 1912
 Green, Willie, WR, 1986-87; SE, 1988-89
 Green-Ellis, BenJarvus, RB, 2006-07
 Greene, James M., Jr., MG, 1979
 Greenich, Harley, HB-FB, 1940; 1942
 Greenlee, Max H., LT, 1964
 Greenlee, Phillip Murry, FS, 1973
 Greer, Hamilton (H.R.) R, FB, 2009-10-11; TE-HB, 2012
 Grefseing, Robert Leonard (Bob), DE, 1976-77-78
 Gregory, Demarcus A., WR, 2019-20
 Gregory, George H., Jr., E, 1958
 Gregory, John Andrew, OT, 1970-71-72
 Grice, Lashane T. (Shane), OL, 1998-99-2000
 Grier, Matthew C. (Matt), DB, 2001-02
 Griffin, J.A., HB-E, 1914-15
 Griffin, Malikia D., CB, 1994; 1996-97
 Griffin, Wade H., OT, 1974; TE, 1975-76 (co-c)
 Griffin, William K., III, KS, 1976
 Griffing, Glynn, QB, 1960-61-62 (co-c)
 Griffith, Casey P., K, 2019-20
 Griffith, Andrew K., LB, 2022
 Grigg, Jack Norwood (Woody), DT, 1979-80
 Gross, George Issac, DT, 2012-13-14-15-16
 Groves, Taylor A., S, 2022
 Gryder, Robert L., trainer, 1978
 Gunn, Lindsey, mgr., 1972
 Gunn, Joe L., RB, 1998-99-2000-01
 Gunn, Lundy R., TE, 1973-74
 Gunter, Bryant W., mgr., 2009-10-11
 Gunter, Bubba, OLB 1988-89
 Gunter, George, FB-HB, 1932-33-34
 Guntharp, Matthew, trainer, 2013
 Guy, Louis B., WB, 1960-61-62 (co-c)
 Guyman, Corey J., Mgr., 2013

H

Haddock, James W., S, 1965; 1967
 Haik, Joseph Michel (Mac), SE, 1965-66-67 (co-c)
 Halbert, Frank R., RH-FB, 1960-61
 Hall, Bruce T.C., RB-QB, 2006; RB, 2007
 Hall, Gary S., SE, 1972; RCB, 1973; FS, 1974
 Hall, Hamilton I., OL, 2019-20-21-22
 Hall, J.J., 1921
 Hall, J.P., LT, 1899
 Hall, James S., LH, 1957-58-59
 Hall, Joe, DB, 1982-83
 Hall, Linus Parker, HB, 1936-37-38
 Hall, Matthew M. (Matt), OL, 2011
 Hall, Wm. Whaley, LT, 1961-62-63 (co-c)

Hamilton, Javien D., DB, 2017-18
 Hamilton, Josh, trainer, 2005; 2007
 Hamilton, Ryan W., LB, 1999-2000-01-02
 Hamilton, William F. (Bill), RCB, 1976
 Hamilton, Woodrow, DT, 2012-13-14-15
 Hamley, Douglas (Doug), T, 1946-47, 1948 (c); 1949
 Hamley, Stuart Douglas, Jr., TB, 1973
 Hampton, C.J., FS, 2014-15-16-17
 Hancock, Roger, SS, 1987; DB, 1988; SS, 1989; OLB, 1990
 Hand, Norman L., DT, 1993-94
 Handy, JeMichael, mgr., 2016-17
 Handy, JeMiller, mgr., 2018
 Handford, Jermaine A., trainer, 2001-02-03-04
 Hankins, David G., K, 2009-10
 Hanna, Otis D., 1928
 Hapes, Clarence, T-FB, 1934-35-36
 Hapes, Merle, FB, 1939-40-41
 Hapes, Ray, HB, 1935-36-37
 Haralson, M. Flint, G, 1912
 Harbin, Leon C. (Buddy), Jr., E, 1954-55-56
 Harbour, James E., SE, 1980-81; FL, 1982; 1984
 Harbuck, Sonny, OG, 1985-86-87
 Harden, Edwin D., Jr., mgr., 1973
 Hardin, Josh C., trainer, 1995
 Hardy, Greg M., DL-TE, 2006; DL-WR, 2007; DE, 2008-09
 Hardy, Wm. H., Jr., sub., 1903
 Harjes, Katherine E., trainer, 2001-02
 Harmon, Michael, FLK, 1979-80-81-82
 Harper, Anthony Keith (Tony), TE, 1981-82
 Harper, Brian, DL, 1991
 Harper, Everette L., E, 1945-46-47
 Harris, Andrew J., WR, 2008-09
 Harris, Anthony Wayne, Jr. (A.J.), 2018
 Harris, Antonio (T-Bird), TB, 1985
 Harris, Bobby A., OL, 2002-03-04-05
 Harris, Dan D. (Danny), Jr., DHB, 1971; 1973
 Harris, Darryl D., OL, 2004; C, 2005; OL, 2006-07-08
 Harris, David, DL, 1991-92-93
 Harris, George, E, 1952-53-54
 Harris, Gerald L., TE, 2008-09
 Harris, I.H., FB, 1912
 Harris, J. Harley (Pop), FB-T, 1913-14-15 (c)
 Harris, James E., FB, 1974-75
 Harris, Luther C. (Luke), DE, 1976
 Harris, Melvin T., WR, 2009-10
 Harris, Pete, LB, 1988-89-90-91
 Harris, R.S., mgr., 1916
 Harris, Tony, DB, 1988
 Harris, Wayne Stanley, WB, 1964
 Harris, Zxavian E., DT, 2022
 Harrison, Andre L., DE, 1996-97
 Harrison, Elvin Lee (Harry), S, 1971-72-73
 Harrison, Glenn D., MG, 1968
 Harrison, Lance R., TE, 1995
 Hart, Frank E., T, 1936-37-38
 Hart, Granville W., LH, 1950
 Hartscock, Billy Harold, WB, 1966-67
 Hartmann, Andrew J. (Andy), FB, 2006-07-08-09
 Hartsfield, Myles D., DB, 2016-17-18-19
 Hartsfield, William H. (Bo), TE, 2001-02
 Hartzog, Hugh Miller, Jr., MG, 1967-68; DT, 1969
 Harvey, Addison, LH, 1899
 Harvey, Fernando C., LT, 1976-77-78
 Harvey, Jamal D., DB, 2006
 Harvey, James B., RT, 1963-64-65
 Hatch, Johnny A., CB, 1974
 Hathcock, Lance, DG, 1984-85; NG, 1986
 Hathorn, Samuel C., LE, 1909-10
 Havarad, Gerald W. (Scooter), FB, 1969-70
 Havarad, Richard J. (Rickey), TB, 1969-70-71
 Hawkins, Andrew J. (A.J.), OL, 2009-10-11-12
 Hawkins, James H. (Jimmy), OT, 1977-78-79
 Hawkins, Jakorey K., DB, 2018-19-20-21
 Hawkins, Jibran-Jimmie A. (JJ), DE, 2022
 Hawley, Mike, mgr., 1984
 Haxton, Richard Kenneth, QB-HB, 1909-10; 1912
 Hayes, Wesley Adam, WR, 2004
 Haynes, Corvelli L., DE, 2004-05
 Haynes, Jonathan L. (Jon), DB, 2019-20

Haynes, Kirk, HB, 1930-31-32
 Haynes, Lekenwic R., LB, 2009; DE, 2010
 Haynes, Marquis J., DE, 2014-15-16-17
 Haynes, Nicholas J. (Nick), TE, 2018-19; DL, 2020
 Hazel, Homer L. (Larry), G, 1939-40-41 (co-c)
 Hazel, William (Billy), T, 1939-40-41
 Head, Paul J., QB, 1993-94-95-96
 Heard, Grant O., WR, 1996-97-98; 2000
 Heard, Ronnie E., SS, 1996-97; LB, 1998; SS, 1999
 Heath, Kyirin A., TE, 2022
 Heath, Malik S., WR, 2022
 Hebert, Jordan H., DT, 2015-16-18
 Heidel, James B., S-QB, 1963-64-65
 Heidel, Herlan Ray, DHB, 1968-69-70
 Heidel, Roy E., LE, 1963-64-65
 Helow, George A., DB, 2008-09-10
 Hemphill, Archie W., T-G, 1927-28
 Hemphill, Robert E., HB, 1948-49
 Henderson, John Mark, mgr., 2006-07-08
 Hendrix, Robert E., Jr., WT, 1965; WG 1966; WT, 1967
 Hendrix, Steven M., TE, 1980; G, 1981; FB, 1983
 Henley, Tracy, trainer, 1982
 Henry, Antonio, LB, 1990
 Henry, Javious L. (JJ), WR, 2021-22
 Henry, Lakhia A., LB, 2019-20-21
 Henry, Patrick, Jr., RE, 1898-99
 Henry, Robert B., OG, 1975-76
 Henson, Erwin D., E, 1916
 Hepfer, Jay, QB, 2002
 Herard, Claude D., DT, 1967-68-69
 Herman, Alvin J., DE, 1993-94
 Herman, Derrick F., DB, 2008-09; RB, 2010; WR, 2011 (co-c)
 Herring, Chris M., DL, 2004
 Herring, David, C, 1990-91
 Herring, Stephen C., G, 1979; C, 1980-81-82
 Herrington, Bart, C-E, 1931-32-33
 Herrington, John C., sub., 1903
 Herrod, Jeff, LB, 1984-85-86-87 (co-c)
 Herron, Lee, trainer, 1991-92
 Hervey, Tony, DT, 1990
 Hess, Jonathan D., LB, 2018; TE, 2019-20-21-22
 Hester, S.D., G, 1929
 Hewes, Gaston, 1924
 Hibbler, Willie A., LB, 2016-17-18-19
 Hickerson, Robert Gene, RT, 1955-56-57 (co-c)
 Hickerson, Willie Wayne, RG, 1957
 Hickman, James E., OT, 1973; OG, 1974; OT, 1975
 Hickman, Kendrick T., OT, 1996-97
 Hicks, Michael B., WR, 2006-07
 Hicks, Reggie, RB, 2007; TE, 2008-09-10
 Hicks, Ricky Allen, TE, 1972; FS, 1975-76
 Hightower, C.C., sub., 1905-06
 Hill, Bobby, DB, 2013
 Hill, Jody, LB, 1990-91-92
 Hill, Ka'Darian J. (K.D.), DT, 2018-19-20-21-22
 Hill, Mario S., WR, 2002-03-04-05
 Hill, Spencer C., mgr., 1998-99
 Hill, Walter E. (Walt), HB, 1996; LB, 1997
 Hilton, Michael W. (Mke), DB, 2012-13-14-15 (co-c)
 Hindman, Stanley C., RG, 1963-64-65 (co-c)
 Hindman, Stephen H., TB, 1966-67-68
 Hines, Dexter D., LB, 1998
 Hines, Reid, WR, 1986-87; FL, 1988-89
 Hinkle, Robert Matthew (Matt), K, 2005
 Hinrichsen, Karl, mgr., 2008
 Hinton, Benjamin E., DE, 1975-76
 Hinton, Charles R., C, 1964-65-66 (co-c)
 Hinton, Cloyce M., KS, 1969-70-71
 Hitzelberger, Michael (Mike), mgr., 2018-19
 Hitt, Billy, C, 1951-52
 Hobgood, James Anthony, FB, 2004
 Hodson, D.J., mgr., 2015-16
 Hodge, V. Deshay (Shay), WR, 2006-07-08-09
 Hofer, Paul D., FB, 1972-73-74-75 (tri-c)
 Hoff, A.S., HB, 1923-24
 Hoffman, Christian S., mgr., 1995-96-97
 Hoffman, Daniel (Dan) G., FB, 2009
 Hogue, Greg, P, 1987-88-89
 Holcombe, Craig C., FB, 2004

Holcombe, James B., OG, 1991-92; OG-OT, 1994
 Holden, Allison, trainer, 1992
 Holder, Jamie, FL, 1983; 1984 (co-c); 1985 (co-c)
 Holder, Jeffrey, SE, 1988-89-90
 Holder, Jordan K., WR, 2011-12-13
 Holder, Owen H., WT, 1968
 Holladay, Robert, TE, 1987
 Hollis, Andre T., WR, 1995
 Holloway, A.J., Jr., HB, 1960-61-62
 Holloway, Ernest D., E, 1913
 Holman, William O., RG, 1900
 Holston, John C., E, 1958
 Hood, H.M., T, 1920
 Hooker, Clyde, HB, 1944
 Hooker, Danny L., S, 1968-69-70
 Hooks, Lavon M., DT, 2013-14
 Hooper, William K., Jr. (Kinny), FB, 1979-80; LB, 1981; RB, 1982
 Hopkins, O.S., RG-FB, 1901-02
 Hopkins, Thomas J., RG-LT, 1902-03
 Hopson, Jay, FS, 1988; SS, 1989-90-91
 Horine, Kyle D., DB, 2011-12
 Horn, Jeffrey L., MG, 1968-69-70
 Horne, James H., LB, 1971; 1973
 Horne, Steve, mgr., 1985-86
 Horne, Tavarus L., DB, 2000; 2002; 2004
 Hoskins, Danny, OG, 1984-85-86-87
 Houchins, Larry, mgr., 1974
 Hough, Robert E., TE, 2004-05-06-07
 Householder, Eddy, LB, 1977-78-79
 Houston, Keith G., DB, 2003-04; TE, 2005-06
 Hovater, Nobel Owen, RT, 1964
 Hovious, John A. (Junie), HB, 1939-40-41
 Hovious, John W. (Bill), mgr., 1967
 Howard, Hawayard J., 2006
 Howard, Jon, K, 1984-85
 Howard, Michael A., OL/TE, 2016-17-18-19
 Howell, Earl O. (Dixie), HB, 1947-48
 Howell, J.M., HB, 1920
 Howell, L.F., T, 1918
 Howell, Ray, Jr. (Buck), E, 1950-51-52
 Hoyd, William G. (Greg), LB, 1994
 Hubbard, Ethelbert J., LH, 1898
 Hubbard, Thomas Leon, LB, 1981-82-83
 Huddleston, Quinnis (Fuzzy), LB, 1983-84-85-86
 Hudson, Clark, 1979
 Huff, Earl T., 1955
 Huff, Kenneth A., C, 1973
 Huff, Tim, trainer, 1978
 Huff, Walter W. (Bill), NG, 1980; SLB, 1981
 Huggins, Cleveland P., RT-FB, 1904-05-06 (c)
 Hughes, David, mgr., 1927
 Hughes, Devin Wayne, video, 2012-13
 Hughes, M. Chase, C, 2011-12; OL, 2013-14
 Hughes, Reginald D., LB, 2022
 Humphrey, Arthur W., RB, 1981; FB, 1982-83-84
 Humphrey, William R., G, 1950
 Hunsicker, Walker F., DE, 2000
 Hunt, Kevin, mgr., 1988
 Hunt, Nathan Bedford, mgr., 2010-11
 Hurst, William Otis, FB, 1955-56-57
 Hurt, Kevin, P, 1987
 Hutchins, Tahaya D. (Von), DB, 2000-01-02-03
 Hutchinson, James W., RE, 1898
 Hutson, Earl, FB, 1932-33-34
 Hutson, Ethan E., OL, 2012-13
 Hutson, Marvin L., C, 1934-35-36 (c)

I

Igbinosun, Aimuamwosa (Davison), CB, 2022
 Ingram, Fonterrian D. (Fon), DB, 2007-08-09-10
 Ingram, James F., G-C, 1950-51-52 (co-c)
 Ingram, Kevin, LB, 1990-91
 Innocent, Doudow (Dou), RB, 1991-92; 1994-95 (co-c)
 Inzer, William H., B, 1929
 Ireys, Junius Taylor, HB, 1894
 Irvin, Todd, TE-OT, 1984; OT, 1985-86-87 (co-c)
 Irwin, Billy Carl, LE, 1962-63-64
 Iton, Isaiah I., DT, 2021-22

ALL-TIME LETTERMEN

Ivey, Jared G., DE, 2022

J

Jabour, Robert, QB, 1948-49-50
 Jackson, Abdul C., LB, 1991-92-93-94 (co-c)
 Jackson, Antionne, DT, 1979
 Jackson, Claude A. (Red), E, 1935-36
 Jackson, Damien D., DB, 2010-11
 Jackson, Dannis J., WR, 2019-20-21
 Jackson, Danny T., DB, 2005-06-07-08
 Jackson, Garrett, mgr., 2007-08
 Jackson, Jadon T., WR, 2019-20-21
 Jackson, Kenneth R. (Kenny), DT, 2000-01
 Jackson, Lucus K., trainer, 2010-11
 Jackson, Louis, DB, 1982
 Jackson, Richard, LB, 1984
 Jacobs, Brandon T., RB, 2002-03-04-05
 Jacobs, Doug, DT, 1988; DE, 1989; DT, 1990
 James, Edward Thomas, Jr., DHB, 1965-66-67
 James, Franda Demond, LB, 2000
 James, James Elwyn, FB, 1969
 James, Jeremy D., OL, 2019-20-21-22
 James, Jerome P., G, 1913
 James, Raymond L., LG, 1952-53-54
 Jansen, Danny, RB, 1980-81-82
 Janssen, William E. (Woody), OG, 1993-94
 Jarman, Junius, 1924
 Jarvis, Lewis Dewayne, TE, 1973-74
 Jeanes, Kenneth L., DT, 1974
 Jean-Louis, Markenston (Mark), OL, 2008-09
 Jefcoat, Gregg, OG, 1978-79
 Jefferson, Vanchi L. (Van), Jr., WR, 2016-17
 Jenkins, Brandon D., DE, 2004-05-06-07
 Jenkins, Eulas S. (Red), FB, 1946-47-48-49
 Jenkins, Robert L., QB, 1954
 Jenkins, Warren D., RE, 1957-58
 Jennings, David Sullivan, TB, 1962; 1964
 Jennings, Steve, QB, 1977
 Jennings, Thomas Wood, OT, 1975-76
 Jerkins, Dashaun M., S, 2022
 Jernigan, Arthur F. (Skip), Jr., SG, 1968-69-70
 Jernigan, Frank D., G, 1951-52-53
 Jernigan, Jordan T., WR, 2019-20-21
 Jerome, Scott, OT, 1993
 Jerry, John, OL, 2006-07-08-09 (co-c)
 Jerry, Peria E., DL, 2005-06-07-08 (co-c)
 Jiggits, Louis M., HB, 1917; 1919
 Johnson, Amani T., LB, 2018; 2022
 Johnson, Belton D., OL, 1999-2000-01-02
 Johnson, Brandon B., trainer., 1996-97
 Johnson, Brice F., QB, 2019
 Johnson, Cedric E., DE, 2020-21-22
 Johnson, Cashawndre L. (Shawn), LB, 1999-2000
 Johnson, Christopher (C.J.), DE-LB, 2011, 2015 (co-c);
 DE, 2012-13-14
 Johnson, Daren, FL, 1985; SE, 1986
 Johnson, Davion, OL, 2014
 Johnson, Desmon D., CB, 1999-2000-01-02
 Johnson, David E. (Eli), C, 2017-18-19
 Johnson, James L., C, 1901
 Johnson, Jerry L., DB, 2017
 Johnson, Joe C., E, 1944; 1947
 Johnson, John, DT, 1977-78-79
 Johnson, Josh, DB, 2015
 Johnson, Kerry C., DB, 2001; WR, 2002-03-04 (co-c)
 Johnson, Larry Leo, WB, 1961-62-63
 Johnson, Lawrence B., Jr., DT, 1974-75-77-78 (c)
 Johnson, Marcus A., OL, 2001-02-03-04 (co-c)
 Johnson, Martin M., RB, 2015-16
 Johnson, Rishaw K., OL, 2008-09
 Johnson, Rory, LB, 2006
 Johnson, Samuel E. (Sam), 2018
 Johnson, Travis T., DB, 2002-03-04-05
 Johnson, Tyshem T., S, 2021-22
 Johnson, Yiman B. (Yahrek), DE, 1999; DT, 2000;
 DE, 2001; DT, 2002
 Johnson, Hal G., RT-RG, 1907-08
 Jones, Austin, mgr., 2016-17
 Jones, Benito J., DT, 2016-17-18-19

Jones, Billy Ray, C-G, 1959-60-61 (tri-c)
 Jones, Broderick W., OL, 2004
 Jones, Casey L., mgr., 2011-12
 Jones, Chris, mgr., 2005; 2007
 Jones, David O. (D.J.), DT, 2015-16
 Jones, Derek D., CB, 1993-94-95-96 (co-c)
 Jones, Derrick, DB, 2013; DB-WR, 2014; WR, 2015;
 DB-WR, 2016
 Jones, Garland, RH, 1893
 Jones, Gary M., FS, 1975-76-77
 Jones, George F. (Buddy), WB, 1968-69-70
 Jones, Hermit, T, 1942
 Jones, Jacques O., LB, 2018-19-20
 Jones, Jason D., DE, 2010-11; DE-DT, 2012
 Jones, Jaylon T., CB, 2016-17-18-19-20-21
 Jones, Jerrell, QB, 1941-42
 Jones, Johnny E., Jr., DE, 1994; 1996-97
 Jones, Layton W., TE, 2010-11
 Jones, Lopaz, DE, 1985-86-87; OLB, 1988
 Jones, Matthew M. (Matt), RB, 2022
 Jones, Ryan, OL, 2003, 2005
 Jones, Rickey G., LB, 1999
 Jones, Robert H., G, 1928-29-30
 Jones, S.M., LG, 1901
 Jones, Steven D., trainer, 2011
 Jones, Walker W., III (Bill), TB, 1967; DHB, 1968-69
 Jones, Walker W., IV, WR, 1994; SS, 1995; LB,
 1996-97 (co-c)
 Jones, William W., IV, (Bill), mgr., 1995-96-97
 Jordan, Jalen J., DB, 2019-20-21
 Jordan, James, MG, 1976-77-78-79
 Jordan, Joel, OG, 1990-91-92-93
 Jordan, William Roberts (Bill), TE, 1970; FLK, 1972
 Joyce, Skipton, C, 1993-94; OT, 1995
 Joyner, Steve, TE, 1983-84-85-86
 Joyner, William Seth, LB, 1996-97
 Judd, Akeem D., RB, 2015-16
 Judkins, Quinshon A., RB, 2022
 Julius, Jalen J., CB, 2016-17-18-19
 Jumper, Zeke, E, 1927
 Juneau, Donald C., K, 1998
 Junen, Patrick A., OL, 2010-11-12-13

K

Kamara, David, DB, 2013-14
 Kanuch, Barry W., DE, 1978
 Karliner, Randy, QB, 1992
 Katzenmeyer, Fritz A., trainer, 1972
 Kauerz, Don, T, 1945
 Keaton, Grayson (Buster), G, 1921-22-23-24
 Keith, John B., OL, 1998
 Kellum, Keith, 1977
 Kelly, Casey C., TE, 2019-20-21-22
 Kelly, Chad P., QB, 2015-16
 Kelly, James A., FB-HB, 1951-52
 Kemp, E.D., mgr., 1935
 Kemp, Michael J., trainer, 2010-11
 Kempinska, Charles C., RG-T, 1957-58-59
 Kendall, Sam, C, 1915
 Kendrick, Larry D., Jr., DB-WR, 2004; RB-WR, 2005
 Kendricks, Bryan, DB, 2006
 Kennedy, Bryan G., DT, 1980; DE, 1981-82
 Kennedy, Kreg, mgr., 2006
 Kent, Phillip, OLB, 1988-89-90-91 (co-c)
 Kent, Robert W., mgr., 1972
 Keyes, Jimmy Elton, MG-K, 1965-66; LB-K, 1967
 Keys, Austin M., LB, 2020-21-22
 Keys, David A. (Davey) ("Norm"), trainer, 1993-94-95
 Khayat, Robert C. (Bobby), T-G-K, 1957-58-59
 Kiamie, Alexander J., III (A.J.), C, 2000-01-02
 Kidd, Tyler, video, 2007
 Kight, Joel J., LB, 2009-10-11-12
 Killam, John, T, 1944
 Killion, Curtis Bobby, C, 1996-97-98-99
 Killion, Reed, LB, 1984-85
 Kilpatrick, Andrew J., Jr., trainer, 1974-75
 Kilpatrick, Wendell Terry, LB, 1972-73
 Kimbrell, Fred T., Jr., C-LG, 1961-62
 Kimbrough, Les, FLK, 1977-78

Kimbrough, Orman L., LE-LH-mgr., 1902-03; 1905
 Kimbrough, Richard R. (Rick), FLK, 1973-74-75
 Kimbrough, Thomas C., C, 1893-94
 Kinard, Billy R., HB, 1952-53-54-55
 Kinard, Frank M. (Bruiser), T, 1935-36-37 (c)
 Kinard, Frank M., Jr., FB, 1962-63-64
 Kinard, George, G, 1938-39-40 (c)
 Kinard, Henry, G, 1938; 1940
 Kincade, DeVante P., QB, 2014-15
 Kincade, Robert, E, 1935-36-37
 King, Derek, OG, 1986-87; OT, 1988
 King, Derrick, LB, 1989-90-91-92
 King, Evan, video, 2019
 King, James, OG, 1986; OT, 1987; OG, 1988
 King, Kenneth A. (Kenny), LB, 1973; 1974 (tri-c);
 1975 (tri-c)
 King, LaKedrick D., DB, 2013-14
 King, LeRon, LB, 2006
 King, Michael L. (Mickey), C, 1969-70
 King, Perry Lee, KS, 1968-69
 King, Reagan L., P, 1997-98-99-2000
 King, Stark H., DE, 1966
 Kinnebrew, Earl, RT, 1909-10
 Kirk, Robert Dixon, E, 1918
 Kirk, Ken H., FB-C, 1957-58-59 (co-c)
 Kirk, Robert D. (Bob), DE, 1976
 Kisner, Donald W. (Donnie), mgr., 1978
 Kitchen, Boyd T., OT, 1993-94-95; OT-C, 1996-97
 Kitchens, Donald Scott, SLB, 1976-77
 Knapp, C.E., HB, 1927-28
 Knight, Chris D., DB, 2001-02
 Knight, John L., WR, 1994
 Knight, Tylan, RB/DB, 2018; RB, 2019-20; DB, 2021
 Knight, William R. (Bob), DHB, 1969; TB, 1970-72
 Knott, David J., FS, 1994-95 (co-c)
 Knox, Baxter N., LT, 1908
 Knox, Dawson A., TE, 2016-17-18
 Knox, Luke F., LB, 2018-19-20; TE, 2021
 Knox, Ike C., LH-RH, 1907-08 (c)
 Knox, Jalen R., WR, 2022
 Knox, William W., III (Wally), DB, 1979-80-81-82
 Kohn, Germaine, WR, 1991-92
 Koon, Glen M. (Matt), OL, 1999; OL-C, 2000-01
 Kota, Charles U. (Chuck), OG, 1975-76
 Kozel, Chester, LT, 1939-40-41
 Kramer, Larry E., TB, 1972-73-74
 Kreitz, Broc P., RB, 1994; LB 1995-96-97
 Krell, Doug, C, 1944
 Kretschmar, Wilson P., E, 1896
 Kroeze, John, P, 1986
 Kyzer, Sam, HB, 1929-30

L

Laird, Charles D., FB, 1960
 Laird, Dewitt, C, 1928
 Lake, R.H., HB, 1918-19
 Lamar, Chadwick, LS, 2015
 Lamar, John T. III (Trey), RB, 2002
 Lamar, Wayne Terry, LG, 1959-60
 Lambert, A.C. (Butch), Sr., mgr.-trainer, 1948
 Lambert, Franklin T. (Frank), P, 1962-63-64
 Lambert, George R., T, 1946
 Lancaster, Joshua W. (Josh), LB, 2012
 Landrum, Germain E., DE, 2001-02
 Landrum, Lloyd S. (Solomon), LS, 2021
 Lane, Paul John (Skip), Jr., QB, 1980; CB, 1981; RB, 1982
 Lane, Robert D., QB, 2004; QB-RB-TE, 2005;
 TE-FB-HB, 2006; TE-HB, 2007
 Langford, Jennifer, mgr., 2006-07
 Langley, Carl Edward, III (Hoppy), KS, 1976-77-78-79
 Langston, Thomas E., T, 1950
 Lanter, Lewis R., LE, 1961-62
 Lantrip, Billy, OG, 1985
 LaPorte, Jotham, trainer, 2003-04-05
 Larmour, Chase, video, 2003
 Laurent, Farrell Ted, DL, 2007-08-09-10
 Lavinghouze, Robin C., KS, 1976-77
 Lavinghouze, Steven M., KS, 1972-73-74-75
 Lawrence, Jared C., LS, 2021-22

Lawrence, Richard T. (Dick), OT, 1973; 1974 (tri-c);
 1975
 Lawton, Pat, HB-mgr., 1929-30
 Lea, Jim, trainer, 1985-86
 Lear, James H., QB, 1950-51-52
 Lear, Jim, QB, 1977-78-79
 Leathers, Don Wayne, OT, 1971; 1972 (co-c)
 Leathers, W.S. (Dr.), mgr., 1902-03
 Leavell, Leonard, RG-LG, 1907-08-15
 LeBlanc, Allen Michael, DE, 1969-70-71
 Lee, Alonzo Church, FB, 1908-09-10
 Lee, Brian, K, 1989-90-91-92
 Lee, Charles, trainer, 2003-04
 Lee, Greg, TE, 1986-87
 Leftwich, Frank M., E, 1921-22-23
 Leftwich, George J., FB, 1912
 Leggett, Chuck, trainer, 1978
 Lenhardt, John, FB, 1937
 Lentjes, Fred W., C, 1959-60-61
 Lentz, Jim, DT, 1988; NG, 1989-90-91
 Leonard, Deane, DB, 2020-21
 Lester, Brian K., LB, 2001-02-03-04
 Lester, Victor, OLB, 1989; NG, 1990
 Letson, Ronald I. (Ronnie), HB, 1996; WR, 1998-99
 Levenson, Chris, RB, 2001
 Lewis, Carl, LB, 1980; DE, 1981-82-83
 Lewis, Keith, LB, 2011-12-13-14
 Lewis, Kendrick, WR, 2006; DB, 2007-08-09 (co-c)
 Lewis, Robert Q. (Bob), II, C, 1976-77 (co-c)
 Lewis, William Irvin (Buddy), C, 1966
 Liggins, Jeremy D., TE-QB, 2014; TE-OL, 2015; OL, 2016
 Lillibridge, David B., E, 1916
 Lilly, Lawrence II, TE, 2003-04-05-06
 Lilly, Sale T., HB, 1926-27
 Lilly, T.J., HB, 1926
 Lindsay, Derrick, FS, 1986-87
 Lindsay, Everett, OT, 1989; OG, 1990-91; OT, 1992 (co-c)
 Lindsey, Stephen K. (Steve), K, 1993; 1995-96-97
 Lindstrom, Ricky, LB, 1984
 Linton, Armani R., DB, 2016-17; RB/DB, 2018; DB, 2019
 Linton, Henry, Jr., T, 1951-52-53
 Little, Gregory L. (Greg), OL, C, 2016-17-18
 Little, Jamie Ray, E, 1964
 Little, Robert (Robbie), WR, 1991
 Lloyd, Donald J., TE, 1978-79-80
 Lockard, Walter W., sub., 1893
 Lockett, Kentrell J., DL, 2007-08-09; 2011 (co-c)
 Lockhart Jr., Danny J., LB, 2022
 Lodge, DaMarkus D., WR, 2015-16-17-18
 Lofton, Harol, HB-FB, 1951-52-53
 Logan, Dameion, RB, 1991-92-93
 Logan, James I., WR, 2010-11-12-13
 Logan, Caleb L. (Luke), K, 2017-18-19-20
 Longest, Christopher C., LG, 1898-99-1900
 Lorio, Franz, C, 1990-91-92-93
 Lott, Billy Rex, RH, 1955-56-57
 Lott, Lee, OT, 1988-89-90
 Lotterhos, George T., DE, 1968-69-70
 Loudermilk, Beth, trainer, 1997-98-99-2000
 Lovelace, Kent E., HB, 1957-58
 Lovelady, Matthew, LB, 1980; DT, 1981; DE, 1982-83
 Lowe, Rodney, DT, 1985-86-87-88
 Lowery, Michael Z., FS, 1992-93; SS, 1994; LB, 1995
 Lucas, Jacarious S., WR, 2007; 2009
 Lucas, Kenyatta C. (Ken), WR, 1997; CB-WR, 1998-99;
 CB, 2000
 Lucas, Patrick F., DT, 2019-20
 Lucas, Thomas Edwin, RG, 1962; LT, 1964-65
 Luke, Matthew B. (Matt), C, 1995-96-97-98 (co-c)
 Luke, Thomas C. (Cale), WR, 2015-16-17
 Luke, Tom, QB, 1989-90-91
 Luke, Tommy, DHB, 1964-65-66
 Lumpkin, John, G, 1916
 Lyell, G. Garland, mgr., 1897
 Lysterly, Frank G., mgr., 1921
 Lyles, Sam, G, 1938-39
 Lyles, Luke, mgr., 2020-21
 Lynch, Jay, mgr., 2003-04-05
 Lyons, Kenneth J., Jr., QB, 1971; 1973-74

ALL-TIME LETTERMEN

M

Mabry, Ed L., E, 1929
 Mack, Brandon D., OLB, 2020; 2022
 Mackey, Randall S., QB, 2011; RB-WR, 2012
 MacNeill, John B., C, 1973-74-75
 Macon, Travis, OL, 2001
 Maddox, John Cullen, RE, 1963-64-65
 Maddox, Milton Roland, trainer, 1959
 Madre, John G., 1934-35-36
 Magee, Anthony J., DB, 1997-98-99-2000
 Magee, Robert M. (Mike), WG-SG, 1965-66-67
 Magee, Thomas Nakia, CB, 1994-95-96
 Magee, William T. (Tommy), MM, 1969-70
 Mageo, Rommel A., LB, 2016
 Magruder, John M., QB-RH, 1901-02
 Majure, Toby, HB, 1946
 Malone, Tywone E., Jr., DT, 2021-22
 Malouf, Wm. A. (Bill), SE-QB, 1972-73; QB, 1974
 Mangum, Ernest G. (Pete), FB, 1951-52-53
 Mangum, Kristofer T. (Kris), TE, 1994-95-96 (co-c)
 Mann, Ben F., T, 1946-47
 Mann, William, HB, 1937-38
 Manning, Elisha Archibald (Archie), III, QB, 1968-69-70 (co-c)
 Manning, Elisha Nelson (Eli), QB, 2000-01-02-03 (co-c)
 Manship, Doug J., FB, 1911
 Markow, Gregory D., DE, 1972-73-74
 Markow, Peter J., Jr., CB, 1972-73; SS, 1974
 Markuson, Elliot B., TE, 2014; LB, 2015-16-17
 Marry, Michael D. (Mike), LB, 2010-11-12-13
 Marshall, Austin, video, 2020
 Marshall, Wm. D. (Bill), OG, 1973-74
 Martin, Bobby, SE, 1986-87
 Martin, Carlton J., DT, 2011-12-13; TE-OL, 2014
 Martin, John W., LB, 2012-13
 Martin, Van, HB, 1924-25
 Masin, Fraser J., P, 2022
 Mask, James E., LE, 1950-51-52
 Masoli, Jeremiah, QB, 2010
 Mason, James P., OT, 1972-73-74
 Mason, Zaccheus M. (Z), TE, 2010
 Massengale, Kent, HB, 1937-38
 Massengale, Marc B., C, 1978-79; OG, 1980
 Massey, D. Brian, trainer, 1997-98-99
 Massey, Charles Patrick, HB, 1949; mgr., 1951
 Massie, Bobby B., OL, 2009-10-11
 Mathers, T'avius V., RB, 2012-13-14
 Mathews, Brishen C., DB, 2010; 2012-13
 Mathews, Bryce J., OL, 2017-2018-19
 Matkins, Zachary H., mgr., 2010-11
 Matthews, A.D., SS, 1986-87
 Matthews, Elmer William (Bill), Jr., WB, 1965-66-67
 Matthews, James R., FB, 1952
 Matthews, William L., sub., 1898
 Mattina, Rodney A., LG, 1962-63-64
 Maxwell, Harold L., LE, 1949-50-51
 May, A. William (Bill), DT, 1972-73
 May, Christopher R. (Chris), OG, 1992-93-94-95
 May, Doug, trainer, 1970
 May, Jerry L., LG, 1951-52
 Mayfield, Charles R., FB, 1917
 Mays, Brian, NG, 1990-91-92-93
 McAllister, Dulymus J. (Deuce), RB, 1997-98-99-2000 (c)
 McAllister, Gerald, TB, 1987-88; CB, 1989
 McAlpin, Harry Keith, OT, 1975; OG, 1976-77-78
 McAlpin, Rickey, OG, 1978
 McAnally, Jonathan D., trainer., 1996-97
 McBride, Trumaine, L., DB, 2003-04-05-06
 McCain, Robert, E-HB, 1944 (c); 1945 (c)
 McCall, D.A., FB-QB, 1915-16
 McCall, E.F., C-G-E, 1911-12-13 (c)
 McCall, John W., RT-RH, 1908-09-10 (c)
 McCann, Thomas M. (Tommy), HB, 1959
 McCardle, Chris, P, 1993
 McCaulla, Michael E., trainer, 1976
 McCay, David A., WB, 1994
 McCay, Jim, FL, 1990
 McClarty, W.H., G, 1918

McClendon, Ronald D., RB, 2002-03
 McClure, Wayne L. (Mac), LB, 1965-66; DE, 1967
 McClure, Worthy P., ST, 1968-69-70
 McCluster, Dexter M., WR, 2006-07; WR-RB, 2008-09 (co-c)
 McCool, Robert A. (Slick), FB, 1952-53-54
 McCoy, James R., OL, 2004, 2006
 McCraney, James, E, 1966
 McCrary, Conrad, Jr., DB 1979; LB, 1980
 McCray, Emmanuel R., OL, 2010-12-13
 McCrory, Chris, trainer, 2007
 McDaniels, Bennie O., G-E-HB, 1918-19-20-21
 McDonald, Quentin, DT, 1977-78-79-81
 McDonald, W. Percy, FB, 1907; RE, 1909
 McDonnell, Augustus H., LH, 1906
 McDowell, Andrew, mgr., 2006-07-08
 McDowell, Garrald D., DE, 2015-16-17
 McDowell, James R., sub., 1898-99
 McDowell, Ronald Brent, DB, 1998
 McElroy, Brian, DB, 1984
 McElroy, H.S., E, 1918
 McFarland, Ben, sub-LE, 1898; 1900
 McGarvey, John P., OL, 1998; 2000
 McGee, Buford, TB, 1979-80-81-82-83 (co-c)
 McGee, Jeremy C., DB, 2008-09-10
 McGee, William C. (Carlisle), K, 1998-99
 McGowan, David E., DT, 1993-94; DE, 1995
 McGraw, Robert (Bob), DT, 1977
 McGreger, Jim Christopher (Chris), trainer, 2001-02
 McIntosh, James T., RG, 1899
 McIntyre, Reece J., OL, 2019-20-21-22
 McKaskel, Jerry D., HB, 1955
 McKay, Henry Earl, G, 1954-55-56
 McKay, Rush, LT, 1960-61
 McKellar, Frank Monroe, S, 1970; 1972
 McKellar, George, mgr., 1958
 McKellar, Milton Lane, mgr., 1965
 McKey, Noel Keith, DE, 1971; LB, 1972
 McKibbens, Thomas R., Jr., C, 1968
 McKinney, Bob L., T-C, 1952-53-54
 McKinney, David, QB, 1984-85-86
 McKinney, Ronnie, RB, 1988-89
 McKinzie, Ralph Wm. (Mackey), DE, 1972; DT, 1974
 McLaurin, Sidney L. Jr., LS, 2003-04-05
 McLean, George D., HB, 1894-95-96 (c)
 McLeish, Thomas, TE, 1990-91-92
 McLeod, Larry Mikell, OT, 1974
 McLeod, W.N., LG-C, 1905-06-07
 McMahan, Andy, trainer, 1997
 McMillin, David, TE, 1982
 McMurphy, Fred H., sub., 1899
 McNamee, Bill, mgr., 1977
 McNeal, Theodis, DE, 1976-77-78
 McPherrin, Charles A., G, 1894-95
 McQueen, Marvin Earl, Jr., E, 1964-65-66
 McRight, Billy, HB, 1945
 McSwain, Gremico (Mico) C., RB, 2005; RB-WR, 2006
 McWilliams, Howard, T-G, 1934-35
 Meaders, E.L., LE, 1906
 Meeks, James, trainer, 1979
 Meeks, Jessie E., trainer, 1975
 Meeks, John D., RB, 2001
 Meers, Mike, LB, 1993
 Melton, Cedric D., OL, 2021-22
 Melton, James (Wesley), OT, 1990-91-93; OG-OT, 1992
 Metcalf, DeKaylin Z. (D.K.), WR, 2016-17-18
 Metcalf, Terrence O., OL, 1997; 1999-2000-01 (co-c)
 Metz, John Stephen, FB, 1964
 Meyers, Dale, G, 1941-42
 Mickles, Joe, FB, 1984-85-86-87-88
 Mikul, Daniel P. (Danny), OG, 1971-72-73
 Milam, John, mgr., 2003-04-05
 Miles, Stephen D., DE, 1996
 Miller, Caples D., Jr. (C.J.), DB, 2017-18-19
 Miller, Hubert Maikhal, QB, 2012
 Miller, James G. (Jim), P, 1976-77-78-79
 Miller, Jeffery A. (Jeff), OT, 1993; OT, 1994 (co-c)
 Miller, Josh, mgr., 2019-20
 Miller, Martin Van Buren, mgr., 1908
 Miller, Matt, video, 2003-04-05

Miller, Maurice E. (Mo), OL, 2006-07-08
 Miller, Michael T., SE, 1978
 Miller, Romanda, trainer, 2005
 Miller, Romaro T., QB, 1997-98-99-2000 (c)
 Miller, Vernon Terry, Jr., LB, 1973
 Miller, Zavier L. (Bobo), RB, 2021-22
 Millette, T.J., HB, 1950
 Mills, Ralph, T, 1913
 Mills, Wilmer R., C, 1964
 Milner, E.C., Jr., mgr., 1959
 Milstead, Don M. (Mike), C, 1968
 Mims, Crawford J., RG, 1951-52-53
 Mims, Gerald C. (Bubba), G, 1978
 Mims, Marvin Taylor, C, 1964
 Mingo, Jonathan O., WR, 2019-20-21-22
 Mitchell, Adam H. (Buddy), Jr., WT, 1968-69-70
 Mitchell, Arthur A. (Art), DB, 2017
 Mitchell, Chris, CB, 1987; DB, 1988; SS, 1989-90 (co-c)
 Mitchell, Jared, DB, 2009; WR, 2010
 Mitchell, Jayme D., DL, 2002-03-04-05
 Mitchell, Jesse, III, DT, 2000-01-02-03 (co-c)
 Mitchell, John I., Jr., G, 1959; 1962
 Mitchell, Lansing L., Jr., mgr., 1972
 Mitchell, R.P., mgr., 1909
 Mitchell, Russell B., OT, 1980-81-82
 Mitchell, Steve F., HB, 1909-10-11 (c)
 Moeller, Scotie, trainer, 2008
 Moffett, Timothy (Timmy), FLK, 1981; SE, 1982-83-84 (co-c)
 Moley, Stanley Anthony, DHB, 1970-71-72
 Moncrief, Donte R., WR, 2011-12-13
 Moncus, Darrell A., C, 1992-93-94-95 (co-c)
 Monsour, Thomas Joseph, LB, 1970; DE, 1971
 Montgomery, Alvin D., mgr., 1982
 Montgomery, Anthony, LB, 1986
 Montgomery, Charles L., LT, 1950-51-52
 Montgomery, John, HB, 1920-21-22-23 (c)
 Montgomery, Lavelle, E, 1931-32-33
 Montgomery, Tyrone, WR, 1990-91
 Montz, Timothy S. (Tim), K, 1994-95-96
 Moore, Alvin (A.J.), DB, 2014-15-16-17
 Moore, Artemus V. (Arte), RB, 1995-96
 Moore, Calvin (C.J.), DB, 2014-15; 2017-18
 Moore, Collins L., WR, 2011-12-13; 2015
 Moore, Elijah D., WR, 2018-19-20
 Moore, Herbert E., DT, 2014; 2016-17
 Moore, Hugh W., LT-C, 1907-08
 Moore, Jeffrey, trainer, 1990-91
 Moore, John, FL, 1989
 Moore, Kailo D.J., RB, 2013; CB, 2014-15-16
 Moore, Kareem A., DB, 2004
 Moore, Mark S., OT, 1979-80
 Moore, Philander E., WR, 2011-12
 Moore, Stevon, DB, 1985; CB, 1986-87-88 (co-c)
 Moreland, Brian, LB, 1977-78-79
 Morgan, Gerald, QB, 1957
 Morgan, Keith, mgr., 1982
 Morganti, Charles, LT, 1951-52
 Morphis, Rex, T, 1928-29
 Morris, Aaron T., OL, 2011-12-13-14-15
 Morris, Ben, DE, 1984-85-86
 Morris, Charles A., TB, 1960-61-62
 Morris, Christian D., OL, 2014-15
 Morris, C.H. (Bill), G-T-E, 1927-28-29
 Morris, David C., QB, 1998-99; 2001-02
 Morris, Gregory, WR, 1992-93
 Morris, Herman, G, 1927
 Morris, Jeremy D., DT, 1995-96
 Morris, L.B., FB, 1918-19
 Morris, Sheldon A., WR, 1997; HB, 1998; WR, 1999
 Morrow, George C. (Buz), DT, 1967-68-69
 Morse, Peter (P.J.), mgr., 2017-18
 Mosby, Herman Wm., SG, 1969-70
 Moseley, William (Will) S., K-P, 2005-06
 Moses, Ronald David, DE, 1970-71
 Moses, Samuel S. (Rollo), Jr., RG, 1963-64
 Mosley, Jamal P., TE, 2011-12
 Moss, Charles E., Jr., FS, 1974; RCB, 1975-76
 Moss, Edgar, C, 1903-04
 Moss, Howard, DB, 1984; SS, 1985-86-87

Moss, Vincent M., DB, 2011
 Motton, Kyron A., LB, 1994-95
 Mounger, E.H., 1895
 Mouzon, Dustin L., DB, 2005-06-07-08
 Muckle, Wayne, OG, 1989
 Muirhead, Allen, RH, 1951-52-53-54 (co-c)
 Muirhead, Jack, LB, 1989; OLB, 1990-91; DE, 1992
 Mullins, Roy Lee (Chucky), FS, 1989
 Mullins, Tim, trainer, 1988-89-90
 Murff, Dan E., TB, 1973; CB, 1974-75
 Murphey, Greg, mgr., 1990-91-92
 Murphey, Beau, mgr., 2007-08
 Murphee, Tom, E, 1937
 Murphy, C.E., G, 1914
 Murphy, Harvey A. (Ham), E, 1938-39
 Murray, Hugh, mgr., 1962
 Muse, Carl W., FLK, 1975
 Mustin, John W., HB, 1923-24-25 (c)
 Mustin, Robert Wm. (Billy), HB, 1946-47-48-49
 Myers, Charles William, QB, 1964-65
 Myers, Jon W., mgr., 2001
 Myers, L.D., G-T, 1911-12; 1914
 Myers, Mark, trainer, 1986
 Myers, Ricky, SE, 1985-86
 Myers, Riley D., SE, 1968-69; 1971 (co-c)
 Myers, William D., FB, 1899 (c); 1900 (c)

N

Nabors, Jeremy, mgr. (video), 1997-98
 Nasif, George Mliid, Jr., CB, 1974-75-76
 Nasiatka, Patrick R., K, 2018
 Nation, Patrick C. (Cale), K, 2021
 Neat, Korvic J., RB, 2010; RB-WR, 2011; WR, 2012-13
 Neely, Charles Wyck, WB-TB, 1968; DHB, 1969-70
 Neely, Paul, FB, 1915-16
 Neely, Reid, D., OL, 2006-07-08-09
 Nelson, Charles (Tex), C, 1933-34-35
 Nelson, James Mitchell, LG-LB, 1963-64-65
 Nelson, Josh A., QB, 1994 (co-c); 1995
 Nesbitt, Mallory, video, 2016-17
 Nesmith, Malcolm Dwayne, LB, 1981-82-83 (co-c)
 Newcomb, Mac, WR, 1984
 Newman, Royce D., OL, 2017-18-19-20
 Newell, Ronald Bruce, S, 1965; QB, 1966-67
 Nicely, Cedrick M., OL, 2022
 Nicholas, Ivan A., DB, 2011-12
 Nichols, Bradley J. (Brad), LB, 2001
 Nichols, Jonathan R., K, 2001-02-03-04
 Nichols, Rodney J., trainer, 1974
 Nicholson, Quintilia D. (Moine), RB, 1994-95
 Niebuhr, Robert Bryan, OT, 1974; DLT, 1976; MG, 1977-78
 Nixon, Tré A., WR, 2017
 Nkemdiche, Denzel R., LB, 2012-13-14-15
 Nkemdiche, Robert C., DE, 2013; DT, 2014-15
 Noble, Nathan T., K, 2012; 2014-15-16
 Noblin, Jeff, DB, 1984; FS, 1985-86
 Norman, Charles R. (Chuck), P, 1965-66
 North, Roy, E, 1940
 Northam, Lance F., mgr., 2000-01
 Northam, Larry Ray, DT, 1970; OT, 1971; TE, 1972
 Northcutt, Kellen Jamil, LB, 2001-02-03
 Northern, Hal C., DT, 2018-19-20
 Nuismar, Jack N., TE, 2011; 2013
 Nunn, Freddie Joe, DE, 1981-82-83-84 (co-c)

O

Oakley, Jason Scott, mgr., 2000-01
 Odum, Edcardo B. H. (Ed), WR, 1995
 Odom, Jack L., E, 1947-48
 Oher, Michael J., OG, 2005; OT, 2006-07-08 (co-c)
 Olander, Carl John (Bubba), OG, 1976-77
 Oliver, Eric E., DB, 2001-02-03-04 (co-c)
 O'Bryant, Richard L., CB, 2022
 O'Malley, Sean, NG, 1991-92-93
 O'Mara, Braxton B., C, 1918; 1921
 Ordway, Cameron D. (Cam), DB, 2015-16-17-18
 Orr, Deano, OLB, 1990; LB, 1991; DE, 1992; FB, 1993

ALL-TIME LETTERMEN

Orrell, John Sharp III (Shae), P-K, 2003
 Osgood, Chris, QB, 1985-86
 Oswald, Robert J. (Bobby), QB, 1946-47-48
 Otis, James C., DE, 1979-80-81; LB, 1982
 Ott, Dennis H., G-T, 1952-53
 Ott, Reggie, FB-HB, 1951-52
 Ott, Timothy A., DT, 1978
 Overdyke, William, 1969-70
 Owen, Bryan, K, 1985-86-87-88 (co-c)
 Owen, Joe Sam, FB, 1969
 Owen, Joe Sam, II, CB, 1996-97
 Owen, Robert L., WG, 1968
 Owen, Samuel Walton, Jr., LG, 1961-62
 Owens, Darrick, SE, 1990; WR, 1991
 Owens, Robert L., T, 1957-58-59

P

Pace, W. Reginald (Reggie), C, 1974-75-76 (co-c)
 Pack, Garry W., LB, 2004-05-06
 Pack, Markell D., WR, 2014-15-16-17
 Padilla, Mario, WR, 2019
 Palmer, Ashlee, LB, 2007-08
 Panzarella, Anthony E., NG, 1993; DT, 1994
 Papanastios, Paul Andrew (Andy), K, 2014-15
 Parham, David Howard, OG, 1971-72; OT, 1973
 Parrish, Randy, mgr., 1989-90-91
 Park, Robert (Rob) D., P, 2005-06-07-08
 Parker, Edd Tate, E-T, 1951-52-53
 Parker, Nicholas J., Sr., RB, 2012; TE, 2013-14
 Parker, Thomas, E-T, 1936-37-38
 Parkes, James C., Jr., C, 1966-67-68
 Parkes, Robert S., RCB, 1976
 Parkes, Roger B., CB, 1973
 Parks, Hugh Harold (Hank), SE, 1970
 Parnell, Jermy A., DE, 2008
 Parrish, Henry, RB, 2020-21
 Parrott, Reggie, LB, 1987-88-89-90
 Partin, Alan Wayne, OT, 1981-82
 Partridge, C.K. (Dewey), FB-RH, 1957-58-59
 Paslay, Joseph E. (Joe), 1957
 Paslay, Lea C., HB-QB, 1951-52-53; 1956
 Patch, Dan, QB, 1944
 Pate, Jeff, mgr., 1986
 Pate, Joey, mgr., 1983-84
 Patridge, Stewart D., QB, 1996-97 (co-c)
 Patterson, Clay, video, 2017
 Patterson, Hunter, mgr., 1997
 Patterson, Javon, OL, 2015-16-17-18
 Patterson, Jerome, T, 1915
 Patterson, Patrick (Pat) D., WR, 2009
 Patterson, Shea C., QB, 2016-17
 Patton, Elack Chastine, HB, 1894
 Patton, Houston, QB-HB, 1953-54-55
 Patton, James R. (Jimmy), Jr., HB, 1952-53-54 (co-c)
 Patty, J.W., E, 1927-28-29
 Payne, I.J., E, 1928-29-30
 Peabody, Greg, K, 1987
 Pearce, Rex, HB, 1944
 Pearce, Trey, video, 2007-08
 Pearson, Jahcour, WR, 2021
 Pearson, Markee T., FS, 1998
 Pearson, Thomas H. (Babe), LT, 1947-48-49-50
 Pearson, Vashon S., RB, 2002-03-04
 Peden, David W., OL, 2000
 Peel, John, DE, 1977-78-79
 Peoples, Everett U., E, 1928-29-30 (c)
 Peoples, Larry, 1984-85-86
 Pegram, James Allen, TE, 1975
 Pegues, Jeremiah J. (JJ), DT, 2022
 Pellerin, Jason C., QB, 2016; TE, 2017-18-19
 Pena, Gilbert, DT, 2011-12
 Pendleton, Wesley D., DB, 2011-12
 Pennamon, D'Vaughn M., RB, 2016-17-19
 Pennington, Gerard M. (Jerry), RG, 1976
 Perkins, A.P., G, 1923-24
 Perkins, Charles G. (Charlie), Jr., OL, 1997-98-99-2000
 Perkins, James B., Jr., RG-mgr., 1905-06
 Perkins, PA., sub., 1904
 Perry, Leon, Jr., FB, 1976; TB, 1977-78; FB, 1979

Perry, Mario, TE, 1984-85-86
 Perry, Monty, OG, 1989-90
 Peters, Michael J. (Mike), TB, 1993-94
 Peters, Ned, HB, 1934-35-36
 Peterson, Cory S., WR, 1996-97-98-99 (tri-c)
 Pettey, Thomas J. (Joe), E, 1962-63-64
 Pettis, William S., Jr., mgr., 1900
 Pettus, Micah G., OL, 2022
 Pfeffer, W.L., FB, 1907
 Pharr, Brandon, mgr., 2005
 Phenix, Patrick J., OT, 1979-80-81-82
 Phillips, Brenton (Brent) L., DB, 2009
 Phillips, Forrest C., Jr., mgr., 1979-80-81
 Phillips, Hermon B., E, 1947
 Phillips, Jamie T., LB, 2007
 Phillips, Mark Wesley, LS, 2010
 Phillips, Scott M. (Scottie), RB, 2018-19
 Philpot, Cory, RB, 1991-92 (co-c)
 Pierce, Matthew H. (Matt), WR, 2003-04-05
 Pierce, Richard Wayne, C, 1982-83-84
 Pierce, Tommy, mgr., 1983
 Pigford, W.L., mgr., 1917
 Pilcher, Chad, RB, 2002-03
 Pilkinton, Sam T., T-G-E, 1905-06; 1911
 Pittman, Jamal Y., RB, 2003-04-05
 Pittman, James Bradley (Brad), CB, 1974; SS, 1975-76
 Pittman, Thomas Michael (Mike), DT, 1974-75-76
 Pitts, Quintin, TB, 1984
 Pivarnik, John, T, 1940
 Plash, Samuel J.G. (Sam), OL, 2018-19
 Plasketes, George M., QB-DE 1975; DLE, 1976 ; DE, 1977 (co-c)
 Plaxico, Lee, mgr., 2014
 Plumlee, John Rhys, QB, 2019-20; WR, 2021
 Polk, Robert Taylor J., LB, 2014-15-16-17
 Poole, Calvin Phillip, G, 1946-47-48
 Poole, George Barney, LE, 1942; 1947-48
 Poole, Jack Lewyl, E, 1948-49
 Poole, James E. (Buster), LE, 1934-35-36
 Poole, James E. (Jim), Jr., TE, 1969-70-71
 Poole, Oliver L., T, 1946
 Poole, Ray S., RE, 1941-42; 1946 (c)
 Poole, Ray S., Jr., TE, 1976
 Pope, Carl Allen, TB, 1965
 Popp, Romeo, FB-QB, 1939-40
 Porchivina, John R., LB, 2022
 Porter, James Edward, FB, 1970-71-72
 Porter, Frank, FB, 1983; DB, 1984; SS, 1985
 Portis, Michael, DE, 1982; NG, 1983-84-85 (co-c)
 Posey, H.H., 1895
 Potepa, Jimmy K., RB, 2013
 Potts, Ed, G, 1930
 Powe, Alexander, M., QB, 1908
 Powe, Jerrell Q., DL, 2008-09-10 (co-c)
 Powell, Eric, FS, 1986
 Powell, Kelly Newton, QB, 1981-82-83 (co-c)
 Powell, Kenneth W., RG, 1960
 Powell, Travis, mgr., 1962
 Powers, Jimmy T., T, 1954
 Powers, John Preston, LS, 2006-07-08-09
 Prater, Charles, OLB, 1988
 Preston, Roell, WR, 1993-94
 Prewitt, K. Cody, DB, 2011-12-13-14
 Price, Charles, E, 1930
 Price, Don, CB, 1986-87-88-89
 Price, James Richard, LG, 1958-59-60
 Price, Jarratt, FB, 1978-79
 Priestly, Harry D., Jr., 1897 (c)
 Prince, Donald E. (Don), OL, 2002
 Prince, Deantre A., DB, 2019; 2021-22
 Prince, T.J., G, 1925-26
 Pritchard, Dalton, mgr., 2017-18
 Pritchett, Kelvin, NG, 1988-89; DT, 1990 (co-c)
 Propst, Jack R., LS, 2017-18-19-20
 Provencher, Shannon K., OG, 1994-95-96
 Pruet, Billy Riddell, C-G, 1955-56-57
 Pruet, Dawson, C, 1987-88-89-90 (co-c)
 Puryear, H.H., G, 1911-12
 Putman, Tyler D., OL, 2016
 Pyatt, James K., video, 2009

Pyron, Robert, trainer, 2007-08

Q

Quick, Tyler B. (Ty), TE, 2014-15-16-17
 Quinn, William C. (Buster), mgr., 1983-84

R

Raborn, John H. (Jack), LB, 2017
 Radford, Jimmy W., mgr., 1973
 Ramsey, Bryce J., OL, 2019-20-21
 Ranatza, Michael A., C, 1974
 Randall, George M. (Buck), FB, 1961-62-63
 Randolph, Vivian, QB, 1911
 Ratcliff, Culley C., HB, 1920
 Rather, Edward, mgr., 1939
 Ratliff, John W., WR, 2013-14
 Ratliff, Robert B., QB, 2013
 Rattliffe, Johnathan, DB, 2015
 Rawlings, Sean M., OL, 2015-16-17-18
 Rawson, Thomas, mgr., 2006-07-08
 Ray, E.H. (Red), C-HB-T, 1917; 1918 (c); 1919
 Ray, Joe, FB, 1982
 Ray, S.T., FB, 1974
 Rayborn, Jerry Joe, E, 1963
 Rayburn, Tony, OG, 1984; OG-C, 1985 (co-c)
 Rayford, Omar M., WR, 2000-01
 Razzano, Richard A. (Rick), RB, 2001-02-03-04
 Redhead, John A., Jr., sub-RT, 1898-99-1900
 Reed, Benton, DT, 1983-84-85
 Reed, Edwin, WR, 1979
 Reed, Garland R. (Randy), TB, 1969; TB-FB, 1970; TB, 1971
 Reed, James M., TB, 1973-74-75
 Reed, John B. (Jack), QB-S, 1951-52
 Reed, John E., mgr., 1907
 Reed, Robert E., HB-QB, 1997
 Reed, S. Leroy, Jr., LH, 1955-56-57
 Reeder, Herbert, E, 1931
 Reese, Otis S., DB, 2020-21-22
 Regan, George Bernie, E, 1959
 Reid, Ed, RT, 1924; QB, 1925
 Reily, Marion W., RT, 1903
 Renshaw, Paul, sub., RE-QB, 1906; 1908-09
 Restmeyer, Grant W., QB, 2018-19
 Reyes, Tutankhamen M. (Tutan), OT, 1996-97-98-99
 Reynolds, Robert R., G, 1916
 Rhodes, Jeff, OG, 1986; OT, 1987-88; OG, 1989
 Rhodes, Jordan, OL, 2021
 Rhodes, Thad D., DB, 2004
 Rice, Alfred L. (Al), LB, 1996-97-98-99
 Rice, Eric Deivan Tucker, TE, 2000; 2002-03-04
 Rice, Tommy, mgr., 1963
 Richards, Tyrone, FB, 1976-77-78
 Richardson, Jamar Q., WR, 2020-21
 Richardson, Jerry Dean, LE, 1965-66-67
 Richardson, John A., FB, 1964-65
 Richardson, Marion L., (Mel), Jr., LB-DE, 1972-73
 Richardson, Patrick, video, 2007-08
 Richardson, Ricky, DE, 1986-87; OLB, 1988-89
 Richardson, William, T, 1933-34-35
 Richmond, W.M., 1895
 Richter, Todd, FS, 1985
 Ricketts, Joshua J. (Josh), WR, 2018-19
 Ricks, W.B., mgr., 1898
 Riddell, T.H., C-HB, 1919-20
 Ridgeway, Cody C., P, 2001-02-03-04
 Ritter, Andrew W., K, 2009-10-11; 2013
 Rivers, Gerald E., DE, 2009-10-11
 Roane, Ralph H., LT, 1900
 Robbins, Brad, trainer, 2000-01
 Robbins, Jessica, trainer, 2004; 2006
 Robbins, Michael D. (Mike), TB, 1966-67
 Roberson, J. Lake, Jr., RG, 1938-39-40
 Roberson, Shed H., E, 1932-33-34
 Roberson, Shed H., Jr., RG, 1958-59
 Roberts, Bobby David, SE, 1969
 Roberts, Brent R., trainer, 2001-02-03-04
 Roberts, Camp, FL, 1988; TE, 1989-90

Roberts, Fred F., Jr., FB, 1961-62-63
 Roberts, George, G, 1942
 Roberts, James B., T, 1960-61-62
 Roberts, Kelly, RE, 1965
 Roberts, Pinky, G, 1914
 Robertson, Daniel D., LB, 1979-80-81-82
 Robertson, G.H., sub-RG, 1905-06
 Robertson, George H. III (Rob), LB, 2001-02-03-04 (co-c)
 Robertson, Jeff, mgr., 1984
 Robertson, Joseph E., LT, 1958-59-60
 Robertson, Randy, trainer, 1983-84
 Robertson, Reginald M., FB, 1960
 Robertson, Steven B. (Chip), mgr., 1976
 Robertson, Will E. (Pete), DT, 1973-74-75; MG, 1976
 Robich, Richard C. (Rich), LB, 1994
 Robinson, Austrian D., DT, 2016-17-18-19
 Robinson, Bobby Dewitt, LG, 1962-63-64 (co-c)
 Robinson, Bradley L., CB, 1997
 Robinson, Cory A., DL, 2001-02-03-04
 Robinson, George O., sub.-c., 1899
 Robinson, Howard D., FB, 1919-20-21 (c)
 Robinson, Jaylon O., WR, 2022
 Robinson, John W., FB-RH, 1958-59-60
 Robinson, Kelvin D., DB, 2002-03-04-05
 Robinson, Mark I., LB, 2021
 Robinson, Michael, CB, 1988-89-90
 Robinson, Tavius P., DL, 2020-21-22
 Robinson, William Robert, KS, 1881
 Rocconi, Tyler P. (Ty), DB, 2018-19-20
 Roddy, Brandon L., DL, 2001
 Rodgers, Andree, FL, 1983-84-85
 Rodgers, Paul C., FB, 1950
 Rodgers, Rab, HB, 1933-34-35
 Rogers, Chase A., TE, 2020-21
 Rogers, Daniel B., mgr, 1974
 Rogers, Lee K., K, 2000-01-02-03
 Rollins, DeSanto C., DT, 2021-22
 Romm, John A., DE, 1999-2000
 Ronard K. (Rocky), QB, 1949-50-51
 Rone, Andre L., WR, 1996-97
 Rose, Bryson W., K, 2010-11-12
 Rose, Henry, FB, 1944
 Ross, John, mgr., 1990-91-92-93
 Ross, John R., WR, 1992
 Ross, Lent A., FB-QB, 1929-30-31
 Ross, Lynn, LB, 1991-92 (co-c)
 Ross, Richard D., C, 1960-61-62
 Ross, Warner A. (Nubbin), C, 1983-84-85
 Roudebush, A.H., LE, 1893 (c)
 Rounsaville, Charles L. (Baby), E, 1932-33-34
 Rouse, Quentin, mgr., 2017
 Roussel, Peter C., mgr., 2001
 Rowan, Leon F., G, 1917
 Ruby, Pete, C-QB, 1931-32-33
 Rucker, Robert R. (Randy), SS, 1976
 Ruffin, Jeremy D., DB, 2002
 Ruggs, Kevontae' D., LB, 2018
 Rushing, Herbert (Doodle), HB, 1928
 Rushing, Will, mgr., 2008
 Russell, Christian J., LB, 2014-15
 Russell, Jack, G, 1945
 Russell, Lucius Thompson, LG, 1893
 Russell, Michael W. (Coot), C, 1978-79-80
 Russell, Richard H. (Stump), LB, 1972-73-74 (tri-c)
 Russell, Robert L., LB, 2005-06
 Rutledge, Jonathan W., mgr., 2009
 Rutledge, L.J., LG, 1904
 Ryan, Garrett O., DE, 2009

S

Sabbatini, Elijah B., S, 2022
 Salley, David W., HB, 1950
 Salley, James W., HB, 1950
 Salloum, Mitchell, T, 1923; 1925-26
 Sam, Billy, RH, 1939-40-41
 Samuels, E.S., G, 1912
 Sanders, Aubrey E., RT, 1957-58

ALL-TIME LETTERMEN

Sanders, Brandon M, LB, 2009
 Sanders, Jontavious B. (Braylon), WR, 2017-18-19-20-21
 Sanders, Donald Wayne, mgr., 1970
 Sanders, Vincent D., WR, 2011-12-13-14
 Sanders, Wm. Ervin, T, 1938
 Sanders, William H. (Billy) (Nub), mgr., 1951
 Sandroni, Todd, FS, 1987-88-89-90
 Sanford, Jamarca D., DB, 2005; DB-LB, 2006; DB, 2007-08 (co-c)
 Sanford, Toward A., RB, 1999-2000-01-02
 Sanguinetti, William A. (Drew), trainer, 1987-88-89
 Sanogo, Mohamed B. (MoMo), LB, 2017-18-19-20-21
 Sartin, Daniel M. (Dan), LT, 1965-66-67 (co-c)
 Sarver, Jeff, SE, 1988
 Saul, James K., SE, 1965-66
 Savage, James, DE, 1984
 Savell, Tyler, video, 2015-16
 Sawyer, Charles B., DB, 2010-11-12-13
 Sawyer, Justin D., TE, 1999; TE-C, 2000; 2002; C, 2003
 Scales, Ewell D., LH, 1893; T, 1894-95 (c)
 Schaeffer, Brentis J. (Brent), QB, 2006-07
 Schanefelt, Christian, K, 2022
 Schimmel, Jay, OT, 1985-86-87
 Schneller, Bill, QB, 1937-38-39 (c)
 Scott, Antionne D., TE, 1997; TE-DT, 1998; DE, 1999; DT, 2000
 Scott, Arthur, DE, 1985-86-87; OLB, 1988
 Scott, Charles C., IV (Charlie) RB, 2012; TE, 2013-14
 Scott, Harvey L. (Morris), DE, 1995-96-97-98
 Scott, Jeff D., RB, 2010-11-12-13
 Scott, Lawon M., DL, 2007-08-09-10
 Scott, Rodney E., 2009-10
 Scott, William E. (Wes), WR, 1999; DB, 2000; DB, 2002-03
 Scroggs, Arthur, E, 1921-22
 Seafoss, Stephen A., OG, 1978; 1980-81-82
 Sears, Billy, FB, 1945
 Seawright, Norman H., SE, 1978-79
 Seay, Clant J. M., mgr., 1934
 Seymour, Arnold, NG, 1982-83
 Shackelford, Deterrian (D.T.) L., LB, 2009-10-14; DE-LB, 2013
 Shahid, Ahmed B. (Shack), OT, 1993-94
 Shanafelt, Paul, 1974
 Shands, Harley R., sub., 1898
 Sharman, J.R., T-E, 1915-16
 Sharp, L.V., E, 1951
 Sharpe, Elmer C., LT-sub., 1898; 1900
 Shaw, Guy Andrew, MG, 1979-80; C, 1981; OT, 1982
 Shaw, Maurice, RB, 1989-90
 Shaw, Vernon, T, 1935
 Sheehan, Eric, OT, 1983-84-85
 Sheffield, Don W., mgr., 1961
 Shelby, John, QB-HB, 1942; 1948
 Shelley, Jonathan, CB, 1983-84-85-86
 Shene, Joshua, PK, 2006-07-08-09
 Shepard, T'ajani (Tee), CB, 2015
 Shephard, Urriah, RB, 2020
 Shepherd, Archie, C-G, 1952-53-54
 Sheppard, Qadir S., DE, 2017-18-19
 Sherling, John-Patrick, LB, 2015-16-17
 Shields, Frank L., LH-RH, 1910-11
 Shields, John R., LH-FB, 1905; 1909
 Shinault, James Rushing, E, 1894
 Shoemaker, Allen C., HB, 1932-33-34
 Shoemaker, James, G, 1915
 Short, Carter B., LS, 2022
 Shows, Henry N. (Hank), TE, 1966-67-68 (co-c)
 Shows, James Larry, RT, 1964-65-66
 Shows, Russ, QB, 1989-90-91-92 (co-c)
 Shumaker, Leo, RE, 1903-04
 Shumaker, Michael E. (Mike), TE, 1968
 Shy, David Foote (Sellers) Jr., QB, 2019; 2022
 Simmons, Clyde D. (Doug), Jr., HB, 1969
 Simmons, Delmar, 1924
 Simmons, Larry O., WR, 2022
 Simmons, L.G., E, 1917-18
 Simmons, Wm. M. (Bill), TE 1972
 Simpson, Glynnie, mgr., 1959
 Simpson, Jack M., LG, 1955-56-57 (co-c)
 Simpson, Jack R., DT, 1972

Sims, Anthony W., DE, 1998; DT, 1999-2000-01 (tri-c)
 Sims, Jordan A., OL, 2015-16-17-18
 Singletary, Shannon R., trainer, 1992-93-94
 Singleton-Manning, Tobias K., WR, 2011
 Sinopoli, Charles J., C, 1945
 Sinquefield, Melvin H., C, 1950-51
 Sisler, Wade H., FB, 1917
 Skrmetta, Mitchell M. (Mitch), TE, 1998-99-2000-01
 Slater, Jonathan (Jon), video, 1998; 2000-01
 Slay, James, LE, 1950-51-52
 Sledge, James William, mgr., 1980
 Small, Eddie, DB, 1990; WR, 1991-92-93
 Small, Wm. N. (Bill), FLK, 1973; SE, 1974-75
 Smiley, Esmee, video, 2015-16
 Smith, B.A., HB, 1914
 Smith, Ben P., E, 1893-94
 Smith, Brentley Q. (Brent), OL, 2008
 Smith, Claude M. (Tad), HB, 1926-27-28
 Smith, Dallas, RB, 2019
 Smith, Danny L., 1979-80
 Smith, Darryl, NG, 1986-87-88-89
 Smith, E.J. (Rudolph), LT, 1956-57-58
 Smith, Eric L., DE, 1977-78-79
 Smith, H.A., E, 1942; 1946
 Smith, Howard E. (Bert), SE, 1976
 Smith, James Virgil, TE, 1986-87
 Smith, Justin B., DL, 2008; 2010-11
 Smith, Keidron A., DB, 2018-19-20-21
 Smith, Kenneth O., T-G, 1963-64-65
 Smith, L.A., RG, 1899
 Smith, L.Q., FB, 1974; 1976; TE, 1977
 Smith, Lee Joseph, G, 1940
 Smith, Mac, K, 1988-89-90
 Smith, Mark A., RB-CB, 1992; RB, 1993-94; RB-HB, 1995
 Smith, Marley, T, 1932
 Smith, Marvin G. (Erm), HB, 1938-39
 Smith, Michael A. (Mike), DB, 1980-81
 Smith, Michael C., TE, 1982-83-84-85
 Smith, O.R., T, 1922; 1924
 Smith, Otho, 1928
 Smith, Ralph A. (Catfish), LE, 1959-60-61 (tri-c)
 Smith, Ralph Guy (Brim), HB, 1963
 Smith, Rashawn L. (Ray Ray), LB, 2014-15-16
 Smith, Reggie D., DE, 1997
 Smith, Richard Joel (Dicky), LB, 1970
 Smith, Robert (Thunder), FB, 1984-85; LB, 1986-87
 Smith, Robert T., TE, 1973
 Smith, Steven H., LB, 1973-74
 Smith, Stewart, E, 1940
 Smith, Thomas Larry, HB, 1961-62-63
 Smith, Timothy, OG, 1971-72
 Smith, V.K., G, 1925-26-27
 Smith, Wayne B., C, 1921-22-23-24
 Smith, William (Bill), P/K, 1983-84-85-86
 Smithson, Claude T., HB, 1921-22-23-24 (c)
 Smylie, J.B., 1895
 Smythe, Frank W., LE, 1913-14 (c)
 Snead, Jevan B., QB, 2008-09
 Snyder, Michael E., trainer, 1974-75
 Soehn, Woody, OT, 1984; C, 1985; OT, 1986-87
 Somerville, Robert, Jr., 1903-04-05
 South, Barry T., RB, 2003
 Southerland, Trea, FS, 1989; SS, 1990; CB, 1991; SS, 1992
 Sowder, Shawn, TE, 1987-88
 Sowell, Bradley K., OL, 2008-09-10-11 (co-c)
 Sparks, Dean Justin, K-P, 2007-08-09
 Sparks, Michael, OT, 1990-91
 Speaks, Breeland C., DT, 2015-16-17
 Spearman, Armegis O., LB, 1996-97-98-99 (co-c)
 Spears, James W., RG, 1958
 Spence, L.P., LB, 2001-02-03
 Spencer, Christopher C. (Chris), OL, 2002-03; C, 2004
 Spiers, Tommy, QB, 1952
 Spivey, R.E., E, 1920
 Spore, Jerry P., SAF, 1978
 Springer, Jake, S, 2021
 Spurlock, Micheal C., QB, 2003-04; QB-RB, 2005
 Stackhouse, Charles E., RB, 1998-99-2000-01 (tri-c)

Stafford, Elvin A. (Pete), 1944
 Stagg, Leonard, HB, 1942
 Stallings, Cornelius Tre', OL, 2002-03-04-05 (co-c)
 Stallings, Danny Lee, DHB, 1970-71; SE, 1973
 Standifer, Anthony, DB, 2012
 Stanley, Jaylen C. (Jay), DB, 2019-20
 Stanley, Nathan T., QB, 2009-10
 Stearns, Michael P., OT, 1980-81
 Steele, Wm. Scott, LB, 1972-73-74; DE, 1975
 Stennis, Dudley T, 1894
 Stephens, Emmanuel L., DE, 2008-09
 Stephens, Hubert D., G, 1894; E, 1895
 Stephens, Rogers D., K, 1991-92
 Stephens, William A., mgr. (video), 1996-97-98
 Stephens, Zach, mgr., 2019
 Sterling, Jason R., mgr. 2001-02
 Stevens, P.J., PK, 1982
 Stevens, W.R.B., mgr., 1913
 Stewart, H.F. (Chip), WT, 1966; TE, 1967
 Stewart, James, DE, 1984
 Stewart, Jerry, LB, 1982-83
 Stewart, Joel, CB, 1977-78-79-80 (co-c)
 Stigler, Samuel James, mgr., 1958
 Still, Ben E., OL, 2012-13-14-15
 Still, Claude, sub., 1893
 Stinson, Jarell M., CB, 2022
 Stockett, Lawson S., DE, 2018
 Stojkovic, Martin G. (Marty), LB, 1996; FB, 1997
 Stolt, John J., LG, 1955
 Stone, Ed G., QB, 1931-32-33
 Stone, Henry Jerry, C, 1954-55-56
 Storey, James W., LB, 1974; FB, 1975-76-77
 Storey, Michael, 1976
 Stoudt, Zackary (Zack), QB, 2011
 Stovall, John A., G-T, 1922-23
 Straughn, Robert, G, 1951
 Street, Donald Earl (Don), FB, 1965-66-67
 Street, Jarrion, DB-RB, 2016; DB, 2017
 Stribling, James A. (Jack), LE, 1946-47-48-49
 Stribling, Majure B. (Bill), RE, 1945; 1948-49-50
 Strickland, Randolph T., C, 1905
 Strickland, Timothy S., FS, 1996-97; CB, 1998-99 (tri-c)
 Stringer, L.O., QB, 1923
 Stringfellow, Damore'ea D., WR, 2015-16
 Strong, Chris D., LB, 2007
 Strong, Eddie D., LB, 1998-99; 2001-02 (co-c)
 Strong, Temario L., LB, 2013-14-15-16
 Strother, Adrian, OT, 1989-90
 Stroud, Damon, mgr., 1986; 1988-1989
 Stuart, George E., LB, 1974-75-76 (co-c)
 Stuart, James B., III, DE, 1971; DT, 1972; LB, 1973 (co-c)
 Stuart, J. Graham, DB, 1979-80
 Stubblefield, Jerry, QB, 1965
 Studdard, Vernon, WB, 1968-70
 Sturgeon, Joel P. (Walker), DE, 2013-14
 Suggs, Carlos E. Jr., WR, 2005-06
 Sullivan, Charles J. (Jim), SE, 1966-67
 Sullivan, Frank, FS, 1991-92
 Sullivan, John, mgr., 1963
 Sullivan, Louie Wesley, RE, 1960-61-62
 Sullivant, John N., mgr., 1936
 Sultan, Dan I., LT, 1902
 Summers, Markeith S., WR, 2007-08-09-10
 Summers, Chester L., T, 1917
 Sumrall, William W. (Billy), TB, 1962-63-64
 Sutherland, Leslie S., FS, 1973; SS, 1974
 Sutton, Steve, C, 1986-87
 Swaim, Kenneth C. (K.C.), OL, 2018-19
 Swartzell, Scott, RB, 1989-90-91
 Swayze, Tom K., E, 1930-31-32
 Sweet, Michael W., TB-SE, 1974; TB, 1975-76
 Sweetland, Michael R. (Mike), WG, 1965-66-67
 Swindall, Charles E., C, 2010-11-12-13
 Swinney, C.P., C, 1940-41
 Swinney, Eric P., RB, 2016-17-18
 Swor, Zollie Alton, E, 1931-32
 Sykes, Shawn (Lightning), TB, 1985-86-87-88
 Synnott, Bradley A. (Brad), OL, 2000

T

Ta'amu, Jordan T., QB, 2017-18
 Tapp, William T. (Billy), QB, 2008-09
 Tate, Darius O., DB, 1999
 Tatum, Joshua O. (Josh), OL, 2010
 Taylor, Alfred Leland, mgr., 2010-11
 Taylor, Charles (Chico), LH, 1960-61
 Taylor, Eldred (L.J.), HB, 1997-98; WR, 1999-2000
 Taylor, Harry, E, 1948
 Taylor, J. Lee, mgr., 1979-80-81-82
 Taylor, Jeffery Y. (Jeff), LS, 1984
 Taylor, Leslie Edward, Jr., G, 1965-66-67
 Taylor, Michael J. (Mike), LS, 2018
 Taylor, Quentin L.R., LB, 2005-06
 Taylor, Roderick (Rod), OL, 2014-15-16-17
 Taylor, Syniker O., FS, 1998; FS-WR, 1999; DB, 2000-01 (co-c)
 Taylor, Tommy F., RH, 1956-57-58
 Teevan, Neil, K, 1983
 Tempier, J.G. (Chuck), LE, 1961
 Temple, Marcus D., DB, 2008-09-10-11 (co-c)
 Templeton, Billy, LE, 1956-57-58
 Tennison, Ladarius S., S, 2022
 Terracin, Steve Wayne, E, 1964-65-66
 Terrell, Christopher E.T. Jr. (CJ), S, 2021-22
 Terrell, James M. (Mitch), TB, 1962
 Terrell, Marvin, Jr., G, 1957-58-59
 Terrell, Ray, RH, 1941
 Terry, Decker L., C-G, 1957-58
 Thames, Mickey, OG, 1977-78-79
 Thaxton, James Cairly, RG, 1964
 Therrel, J.S., E, 1912
 Thigpen, Ed, FB, 1987; RB, 1989-90
 Thigpen, Gary D., CB, 1995-96-97-98 (co-c)
 Thomas, Andre (Hammerhead), RB, 1980-81; FB, 1982
 Thomas, Brandon R., LB, 2006-07
 Thomas, Bryant F., DB, 2003-04-05
 Thomas, Damarcus J., TE, 2020-21
 Thomas, Darryl, CB, 1983
 Thomas, Devin W., RB, 2008; 2010-11-12
 Thomas, Frederick L. (Fred), CB, 1994
 Thomas, James Larry, LB, 1968; MG, 1969
 Thomas, Jim Earl, RB, 1987; TB, 1988; RB, 1989-90
 Thomas, Kevin D., SS, 1998; LB, 1999-2000-01 (tri-c)
 Thomas, LeMay P., WR, 1992-93-94-95
 Thomas, Marquise, OLB, 1991; DE, 1992
 Thomas, Roville (Bobo), DB, 1980
 Thomas, William (Pepper), LH, 1954
 Thomas, Zachary H., trainer, 2009-10-11
 Thompson, Carlos D., DE, 2010-11; 2013-14
 Thompson, Keith, DE, 1987; OLB, 1988-89
 Thompson, Robert, G, 1925
 Thompson, Robert P., RH, 1898
 Thompson, Robert W., G, 1919
 Thompson, Steve, trainer, 1990
 Thornton, Chester, TB, 1979
 Thornton, Evans (Shine), RB, 1932
 Thornton, James R., E, 1951
 Thornton, Johnny H., DT, 1978
 Thornton, Nathan, RB, 1991-92-93
 Thorsey, Frank, E, 1940-41-42
 Thurley, Hunter D., TE, 2015-16
 Tibbler, Jerry P., FB-RH, 1944; 1947-48
 Tillery, Douglas W., FB, 1962
 Tillman, James S. (Jimmie), FB, 1938-39-40
 Tillman, Marcus L., DL, 2006-07-08-09 (co-c)
 Tillman, Ronald, TB, 1965
 Timmons, Aaron, HB, 1944
 Tipton, Julius R., RE, 1893-94
 Tisdale, Grant M., QB, 2019
 Tisdale, Tariqious, DE, 2018-19-20-21
 Tolliver, Kenneth P. (Ken), SE, 1978-79-80 (co-c)
 Tolson, Bubba, 1970
 Tomaso, Mike, trainer, 1998
 Torgerson, Larry Donald, OG, 1968; DT, 1969-70
 Totten, G.C., 1924
 Townes, Clarence Henry, HB, 1894
 Townes, Jack A., mgr., 1964
 Townsend, Andre, DT, 1981-82-83 (co-c)

ALL-TIME LETTERMEN

Townsend, Lorenzo A., RB, 2003-04
 Trahan, Patrick E., LB, 2008-09 (co-c)
 Trainer, Orlando K., NG, 1994; OG, 1995; OT-DT, 1996
 Transou, Lewis, mgr., 1940
 Trapp, Frank Williams, LB, 1966-67-68
 Trapp, Lee H., G, 1930-31-32 (c)
 Trauth, Marvin H., LT, 1950-51-52
 Travis, Brent, mgr., 1989-90
 Traxler, David L., Jr., OG, 1977-78-79
 Traxler, David L., III, OL, 2005-06; TE, 2007-08
 Treadway, Jack, mgr., 2017-18
 Treadwell, Laquon M., WR, 2013-14-15
 Tribble, Melanie, trainer, 1985
 Trigg, Michael J., TE, 2022
 Trimble, William, G, 1933
 Trotter, Trafton A., FB, 1993-94
 Trotter, William C., LH-LE, 1907-08; 1909 (c); 1910
 Truett, George W., E, 1952
 Truitt, Eric, DB, 1982-83-84; CB, 1985
 Tucker, Ben, video, 2011
 Tucker, Clinton B., video, 2014
 Tuggle, Jimmy, FB, 1952
 Tuitt, Chandler F., OL, 2017-18-19
 Tunsil, Laremy A., OT, 2013-14-15
 Turnbow, Guy, T-FB, 1930-31-32
 Turner, Antonio D., RB, 2005; LB, 2006-07
 Turner, Christopher (Chris), TE, 1991-92-93-94
 Turner, Gary W., DE, 1973-74-75-76
 Turner, John H., Jr., LG, 1964
 Turner, Thomas N., G, 1929
 Turner, Tremaine T., RB, 1999-2000; 2002-03
 Tyler, Breck, FLK, 1980-81

U

Umana, Orlando S.L., OL, 2021
 Upchurch, Robert K., C, 1961-62-63
 Urbanek, James E. (Jim), RT, 1965-67
 Ussey, Flint L., LB, 1994
 Uzzle, Robert H. (Bobo), DE, 1966-68

V

Vacca, Richard W., DE, 1979
 Valverde, Charles, LG-LE, 1907-08
 Van Devender, Wm. J. (Billy), MM, 1968-69-70
 Vandever, Wm. E., E, 1911-12
 Van Every, David Shelby Jr., OL, 2003
 Vann, Clay, OLB, 1990; DE, 1992
 Vann, Thad (Pie), T, 1926-27-28 (c)
 Vargo, Curt B., mgr., 1995
 Vassar, Jason, video, 2003-04; 2006
 Vassel, Terrell, DB, 2021
 Vaughan, Marvin M., RB, 2003-04
 Vaughan, Robert C., DT-WT, 1965-66-67
 Vaughn, Cassius M., DB, 2006-07-08-09
 Vaughn, Gerald, CB, 1989; SS, 1991; FS, 1992
 Vaughn, LaDerrick L., DE, 2008
 Veasley, Jeremy, FB, 1992-93
 Veazey, Burney S. (Butch), TE, 1971-72-73
 Vega, Chad, mgr., 1990-91-92
 Vega, Jarrod D., mgr., 2000-01-02
 Viertel, Rachel, trainer, 2005
 Vincent, Keydrick T., OL, 1997-98-99-2000
 Vinson, David L., C, 1993-94-95 (co-c)

W

Wade, Dayton X., WR, 2022
 Wade, Justin D., LB, 2000-01-02-03
 Wade, Luther Webb, FB, 1970; DT, 1971
 Wade, Robert Myers (Bobby), FB, 1965-66-67
 Wade, Todd M., OG, 1996; OT, 1997-98-99 (co-c)
 Wainwright, Ralph, C, 1899
 Wakefield, Victor Reed, Jr., LCB, 1973; TB, 1974
 Walker, Allen T., LB, 2007-08-09-10
 Walker, Donald, trainer, 1977-78
 Walker, Gerald H., HB, 1928
 Walker, Gregory Scott, TE, 1981-82; TE-OT, 1983; OT, 1984

Walker, Harrison Carroll, Jr., QB, 1965-66
 Walker, Harvey W., QB, 1926-27-28
 Walker, Jakwaize M., DB, 2020
 Walker, Paul L., mgr., 1973
 Walker, Richard H., G, 1922-23
 Wallace, Burnell M. (Mike), WR, 2005-06-07-08
 Wallace, Daniel D. (Dan), mgr., 1995-96-97-98
 Wallace, James M., LHB, 1900
 Wallace, William R. Jr., (Bo), QB, 2012-13-14
 Waller, Edward (Ed), Jr., trainer, 2007-08
 Wallis, James H. (Jimmy), QB, 1967-68; MM, 1969
 Walls, Wesley, DE, 1985-86-87; TE-DE, 1988 (co-c)
 Walsh, Barry, 1985
 Walsh, Willie Henry, MM, 1970; SS, 1971; RCB, 1972
 Walters, James A., T, 1953-54
 Walton, Byron S., RE, 1910-11
 Walton, Jaylen M., RB, 2012-13-14-15
 Wamble, James E. (Jim), LB, 1976
 Wander, Mose, mgr., 1933
 Ward, Channing J., DE, 2012-13-14-15
 Ward, Harry, mgr., 1926
 Ward, Jesse Davis, LE, 1937-38
 Ware, Cassius, LB, 1992-93
 Warfield, Gerald Wayne, MM, 1964-65; S, 1966
 Warner, Jack, QB, 1945
 Warren, Caleb A., OL, 2019-20-21-22
 Warren, Homer E., HB, 1916
 Warren, Thomas Grant, P, 2016
 Washington, Alexander O. (Alex), OL, 2008-09-10-11
 Washington, Quincy J., DE, 1997
 Washington, Samuel B. (Trey), S, 2021-22
 Watkins, Dennis R., RT, 1976; OG, 1978
 Watkins, Thomas B., QB, 1900-01; 1903
 Watkins, Tyrell (Jordan), WR, 2022
 Watson, Bill E., G-T, 1949-50-51
 Watson, Henry D., Jr., RE, 1907
 Watson, R. Virgil, G-T, 1914; 1916
 Watson, Thomas C., QB, 1904
 Way, Issac T., K, 2018-19
 Wayne, Nathaniel (Nate), Jr., LB, 1994-95-96-97 (co-c)
 Weatherly, James D. (Jimmy), QB, 1962-63-64
 Weathers, Curtis L., TE, 1974; 1976-77; SE, 78 (c)
 Webb, David B., trainer, 1998; 2000-01
 Webb, Hunter (Buddy), G, 1942
 Webb, Jay, DE, 1984-85 (co-c)
 Webb, Reed S., WG, 1966-67
 Weber, Alexander D. (Alex), WR, 2015-16-17-18
 Webster, Edgar, sub., LE, 1903-04-05
 Webster, Kendarius D. (Ken), CB, 2014-15-16-17-18
 Weese, Norris Lee, QB, 1971-72-73 (co-c)
 Weiss, Richard T., 1952-53-54-55
 Weiss, Richard, Jr., OG, 1978
 Welch, Courtney L. (Court), mgr., 2000
 Welch, Thomas P. (Toby), Jr., mgr. (video), 1997-98; 2001
 Wells, David Kent, WB, 1963-64-65
 Wells, KeShun A., RB, 2018-19
 Wells, Matthew E. (Matt), LB, 1995-96-97
 Wells, Vernon, QB, 1945
 Wenzel, Branden, trainer, 2007-08
 West, Carl E., FB, 1950-51
 West, John Wayne, LT, 1955-56-57
 Westerman, Richard W., HB, 1950-51-52
 Westmoreland, Daniel, TE, 1989-90
 Wettlin, D.G., QB, 1906
 Wheat, William J., Jr., 1975
 Whitaker, David, T, 1942
 Whitaker, Murray P., OT, 1976-77-78
 Whigham, Cameron M., DE, 2010-11-12-13
 White, Abner, C, 1990-91
 White, Brad, FB-HB, 1931-32-33
 White, Brad, CB, 1978-79-80
 White, Charles Keith, DB, 2004
 White, Hiram O., Jr., RB, 2006
 White, Hugh L., C-LG, 1898-99-1900
 White, Jack B., WR, 2019
 White, James Thomas, FB, 1960
 White, Jaylon J. (Trip), LB, 2022
 White, John U., Jr., OG, 1974
 White, Kam'Ron J. (Kam), DB, 2018-19
 White, Lloyd (Bully), G, 1936-37

White, Robert P. (Randy), OG-C, 1975; C, 1976; OG, 1977 (co-c)
 Whitehead, Julian C., DB, 2009-10
 Whitener, Larry J., G, 1966-67
 Whiteside, Lance, CB, 1991-92
 Whiteside, Paul L., HB, 1951
 Whiten, L.D., E, 1917
 Whittington, John, HB, 1938
 Whittington, O.M., 1921
 Wicker, Brian K. (Kyle), LB, 1993-94-95; DE, 1996 (co-c)
 Wicker, Jacob Andrew, DL, 2003-04; OL, 2005-06 (co-c)
 Wicker, Reginald K. (Trey), TE, 1993; DE, 1994-95 (co-c)
 Wickham, John A. (Johnny), QB, 2004
 Wigley, Daniel, DT, 1986-87-88-89
 Wilburn, Barry Todd, DB, 1981-82-83-84
 Wilcox, Reuben D., HB, 1927-28-29
 Wildman, Zach, trainer, 2007-08
 Wilford, Dan S., E, 1961
 Wilford, Ned B., E, 1961
 Wiley, Charles A., DE, 2017-18-19
 Wilkins, Ernest, RG, 1905
 Wilkins, Jordan R., RB, 2014-15; 2017
 Wilkins, Joseph T., III, LE, 1962-63-64
 Williams, Amzie J., LB, 1997-98-99-2000
 Williams, B. Frank, QB, 1907
 Williams, Bill, T, 1937
 Williams, Brenden R., DE, 2017-18-19
 Williams, D.E., 1895
 Williams, David Wayne, G, 1981
 Williams, Demarko D., CB, 2022
 Williams, Don N., RE, 1955-56-57
 Williams, Freddie Lee, TB, 1976-77-78; WR, 1979
 Williams, G.H., G, 1920
 Williams, Gary Neil, LB, 1971; DE, 1972
 Williams, Horace, LE, 1953
 Williams, James M., 1921
 Williams, Jayden K., OL, 2022
 Williams, John, trainer, 1983-84
 Williams, John C., Jr., G, 1954-55
 Williams, Ken, OL, 1988; OG, 1989
 Williams, Malcolm, RB, 1998
 Williams, Murray L., Jr., ST, 1968
 Williams, Nakita, LB, 1979-80-81-82
 Williams, Ralph, Jr., LB, 2011-12
 Williams, Robert C., RB, 1999-2000-01
 Williams, Robert J. (Ben), DT, 1972-73-74; DT-MG, 1975 (tri-c)
 Williams, Robert W., DB, 1980
 Williams, Samuel D. (Sam), DL, 2019-20-21
 Williams, Sebastian (Snake), OLB, 1989; DT, 1990-91; OT-DT, 1992
 Williams, Tyler C., DT, 1998-99
 Williamson, John D. (Hotshot), T, 1926
 Williamson, Lester F. (Nate), 1946
 Williamson, Terry, NG, 1982-83-84
 Willis, Jaron I., LB, 2022
 Willis, Patrick L., LB, 2003-04-05-06 (co-c)
 Willis, Steven, video, 2004-05
 Wilson, Charles (Buddy), C-E, 1933-34
 Wilson, David, G, 1934-35-36
 Wilson, Derrick A., OL, 2012
 Wilson, Frank M., TE, 1993-94-95
 Wilson, G. Davis, OL, 1997
 Wilson, Melvin, 1955
 Wilson, Quentin L., DT, 1995; DE, 1996
 Wilson, Robert, HB, 1946-47-48-49
 Wilson, Rufus (Rudy) L., DB, 2009-10; LB, 2011
 Wilson, Stacy E. (Tick), DL, 1991; DE, 1992-93-94
 Windham, Donald W., RG, 1962-63-64
 Windham, John, E, 1925-26
 Winfield, Paul E., SS, 1994; LB, 1995
 Winstead, Bobby Ray, SG, 1968
 Winstead, Jimmy LeRoy (Jim), TB, 1971; FB, 1972; TE, 1974
 Winston, Lowell, T, 1957
 Winter, Michael Todd, trainer, 1988-89-90-91
 Winters, Markel J., DE, 2017-18
 Winther, Richard L. (Wimpy), C, 1969-70
 Wise, Billy, TE, 1978-79-80
 Wisozki, Ray, T, 1941

Wohlgemuth, John T., TE, 1970; OT, 1971
 Wolfe, William H. (Hudson), TE, 2021
 Woltreng, Alex, video, 2015
 Wonsley, Nathan, TB, 1983-84-85 (co-c)
 Wood, Andrew, RE, 1906-07 (c)
 Wood, Charles G., C, 1971-73
 Wood, Dan, C, 1941-42 (c)
 Wood, Meredith, HB, 1930
 Woodruff, Clifford E., III (Cliff), OL, 2000-01-02-03
 Woodruff, James Lee (Cowboy), HB, 1957-58-59
 Woodruff, Lee T. (Cowboy), FB, 1927-28-29
 Woods, Joe, WR, 1992-93
 Woods, Kenneth (Kenny), SS, 1998; 2000
 Woods, Savannah, video, 2017-18
 Woods, Zedrick O., DB, 2015-16-17-18
 Woodson, Marcus A., DB, 2000-01
 Woodward, H.G., QB, 1923
 Woodward, Ray, HB, 1942
 Wilford, Ned B., mgr., 2009-10-11
 Worley, Michael S., SS, 1992-93-94
 Worsham, Jerry Dean, G, 1963
 Woltreng, Alex, video, 2015
 Woullard, Isaiah J., RB, 2018-19-20-21-22
 Woullard, Reginald, SE, 1975; TB, 1976-78-79
 Wrenn, R.B., C, 1914-15
 Wright, Trenton (Trent), SS, 1996-97
 Wunder, Paul M., video, 2006-07
 Wunderlich, Gary K., K-P, 2014-15-16-17
 Wylie, Phillip, LB, 1978-79-80
 Wysong, Daniel C., Jr. (Danny), SP, 2004

Y

Yandell, Robert (Bobby), HB, 1941-42
 Yappen, Ethan, mgr., 2017-18
 Yarbo, Welborn, T, 1916
 Yeboah, Kenny, TE, 2020
 Yeck, Brian S., DE, 2000-01
 Yelverton, Billy G., E-T, 1952; 1954-55-56
 Yerger, J.S., FB, 1903
 Yerger, Wm. G., sub. 1903
 Young, Carl R., G, 1949-50
 Young, Isheem A., S, 2022
 Young, John Wm., Jr. (Bill), SE, 1970-71
 Young, Mark, QB, 1985-86-87-88
 Youngblood, John F., DE, 2013-14-15-16

Z

Zanone, Curtis, J., mgr., 1974
 Zeigler, Douglas C. (Doug), TE, 1999-2000-01-02 (co-c)
 Zeppelin, Deron, TE, 1987; OL, 1988
 Zettergren, Joshua P. (Josh), WR, 2007
 Zettergren, Thomas A. (Taz), TE, 2013-14-15-16
 Zuccaro, Christopher B. (Chris), video, 2001-02-03
 Zullo, Michael, mgr., 1985-86

THE GROVE

When Billy Brewer became head football coach at Ole Miss in 1983, he was searching for a way to allow his team to experience the atmosphere and pageantry Rebel fans enjoyed in The Grove while tailgating on gameday. The Grove is a 10-acre grassy plot of ground in the center of campus that is heavily shaded by large oak trees.

Taking a different route two hours before kickoff each home game, Brewer would walk with the team from Kinard Hall, the athletic dormitory, across campus to Vaught-Hemingway Stadium.

In 1985, Brewer started going the same route each Saturday as the team would enter The Grove on the east side of the Student Union and proceed down a sidewalk that runs through The Grove. Ole Miss fans fight for position on both sides of the sidewalk and greet the players with loud cheers. The braver fans even reach out and touch the players as they pass before them.

In the fall of 1998, a “Walk of Champions” arch was erected on the east side of The Grove, where the Rebel players begin their walk for every Saturday home game. The “Walk of Champions” arch was given to the University by the 1962 Rebel football team, which is the only squad in Ole Miss football history to finish a campaign with a perfect record (10-0). The 1962 team won the SEC title and was also named National Champion by the Litkenhous Ratings.

What has become a tradition on Ole Miss football Saturdays continues under head coach Lane Kiffin.

The Grove and Ole Miss produce one of the most unique college football experiences in the South and nationwide. *Sporting News* ranked it among college football’s greatest traditions and described The Grove as “the Holy Grail of tailgating sites.” In listing America’s top sports colleges, *Sports Illustrated* named Ole Miss the nation’s No. 1 tailgating school.

The Grove has twice played host to one of college football’s great traditions, ESPN’s College Gameday, which visited Ole Miss’ campus for the first time in 2014 for the Rebels’ matchup with Alabama and returned in 2021 as Ole Miss faced Texas A&M.



Widely recognized as one of the best tailgating experiences in the country, The Grove has been featured in such publications as The New York Times, Sports Illustrated and Sporting News.

OLE MISS

The University’s nickname — Ole Miss — became part of the institution over 100 years ago, in 1896, when it was selected in a contest held to identify a new student publication, the yearbook. It was suggested by Miss Elma Meek of Oxford. Each succeeding issue of the annual has been given this copyrighted identity. The name gradually became synonymous with the University and is now a treasured segment of University history. The late Frank E. Everett, Jr., B.A. '32, LLB '34, put it best when he wrote:

There is a valid distinction between The University and Ole Miss even though the separate threads are closely interwoven.

The University is buildings, trees and people. Ole Miss is mood, emotion and personality. One is physical, and the other is spiritual. One is tangible, and the other intangible.

The University is respected, but Ole Miss is loved. The University gives a diploma and regrettably terminates tenure, but one never graduates from Ole Miss.

REBELS

The name REBELS emerged as Ole Miss’ official athletic nickname in 1936. Suggested by Judge Ben Guider of Vicksburg, it was one of five entries submitted to Southern sports writers for final selection from a list totaling more than 200 proposed nicknames. The promotion was a contest sponsored by *The Mississippian*, the student newspaper. Of the 42 newsmen contacted, 21 responded. “Rebels” was the choice of 18. The University Athletic Committee made the name official with the Committee chairman, the late Judge William Hemingway, stating: “If 18 sports writers wish to use ‘Rebels’, I shall not rebel, so let it go ‘Ole Miss Rebels.’ ”

RED & BLUE

In 1893, when Ole Miss’ first football team was in training for a five-game season, Dr. A.L. Bondurant, organizer and manager-coach, later recalled that “the team had much discussion as to the colors that should be adopted, but it was finally suggested by the manager that the union of the Crimson of Harvard and the Navy Blue of Yale would be very harmonious, and that it was well to have the spirit of both of these good colleges.” These were adopted as the football colors, and have since been adopted by the University as its athletic colors.

FINS UP

Following a big play, Ole Miss players are likely to throw their hand up to their helmet in the “Fins Up” gesture. The gesture is an homage to former Rebel and originator Tony Fein, a member of the initial Landshark defense in 2008. Fein, a two year spark plug for the Rebel defense and a United States Army veteran, tragically passed away in 2009. While its origins are rooted in Fein’s legacy with the Rebel football program, the “Fins Up” gesture has since become a rallying cry across all sports at Ole Miss.



Tony Fein, a two-year letterwinner for the Rebels at linebacker in 2007 and 2008, is the originator of the “Fins Up” gesture that has become synonymous with Ole Miss athletics.

HOMECOMING AT OLE MISS

Homecoming at Ole Miss was formed as a weekend when alumni would reunite on the Oxford campus. It wasn't until 1924 that Homecoming became centered around a Rebel football game.

November 22, 1924, is recognized as the first official Homecoming football celebration at Ole Miss. On that day, the Rebels defeated Mississippi College, 10-6. Since then, the Homecoming football game and Homecoming weekend have been an annual event at Ole Miss.

Homecoming is a tradition on nearly every collegiate campus. At Ole Miss, it holds a special place in the hearts of all University alumni and current students. In 1928, the University students felt it a privilege to invite all former graduates back to the Ole Miss grounds.

"We bid hearty welcome to the alumni on the campus today," wrote J.P. Dale, the editor of *The Mississippian*. "It is always a pleasure for the student body to receive you, and to attempt to make you feel at home here as of yore. There are many ties that bind the old grad to his Alma Mater, but the greatest of all the ties, and the one lasting tie, is that feeling of love and veneration of the traditions of Ole Miss."

The first Homecoming parade is believed to have taken place in 1930. That year, students held a pep rally followed by a huge bonfire where freshmen

dressed in pajamas and joined the Ole Miss marching band as the procession continued on toward downtown.

The Homecoming parade, which has a wide range of participants from the University, still takes place today with the help of the Oxford community. The University celebrates by inducting five new members into the Ole Miss Alumni Hall of Fame. It also honors tradition by selecting a Homecoming Queen and her court.

The Rebels have found much success when hosting a foe on Homecoming. Entering the 2023 season, Ole Miss owns an impressive 72-16-2 record in Homecoming games after vacated wins. The Rebels have won 35 of the last 41 Homecoming contests on the field.



2021 Homecoming Queen and King, Bradford Stewart and Kenzee Blount, during the Rebels annual Homecoming Game against Arkansas.

ALMA MATER

Way down south in Mississippi
There's a spot that ever calls

Where among the hills enfolded
Stand ole Alma Mater's halls

Where the trees lift high their branches
To the whisp'ring southern breeze

There Ole Miss is calling, calling
To our hearts' fond memories.

With united hearts we praise thee,
All our loyalty in thine,

And we hail thee, Alma Mater,
May thy light forever shine;

May it brighter grow and brighter
And with deep affection true,

Our thoughts shall ever cluster 'round thee,
Dear old Red and Blue.

May thy fame throughout the nation,
Thru thy sons and daughters grow,

May thy name forever waken,
In our hearts a tender glow,

May thy counsel and thy spirit
Ever keep us one in this,

That our own shall be thine honor,
Now and ever, dear Ole Miss.

Words by Mrs. A. W. Kahle
Music by W. F. Kahle '25
Rev. by Ruth McNeil '37

HOTTY TODDY

Are You Ready?
Hell Yeah! Damn Right!
Hotty Toddy, Gosh Almighty,
Who The Hell Are We? Hey!
Flin Flam, Bim Bam
Ole Miss By Damn!

ALL-TIME HOMECOMING RESULTS

RECORD: 72-16-2#

Nov. 22, 1924 Mississippi College 10-6	Oct. 10, 1953 Vanderbilt 28-6	Oct. 14, 1978 Kentucky 17-24	Oct. 11, 2003 Arkansas State 55-0
Nov. 21, 1925 Southwestern 31-0	Oct. 16, 1954 Tulane 34-7	Oct. 27, 1979 Vanderbilt 63-28	Oct. 2, 2004 Arkansas State 28-21
Oct. 16, 1926 Loyola (Chicago) 13-7	Oct. 22, 1955 Arkansas 17-7	Oct. 18, 1980 Florida 3-15	Oct. 8, 2005 Citadel 27-7
Nov. 5, 1927 LSU 12-7	Oct. 13, 1956 Vanderbilt 16-0	Oct. 24, 1981 Vanderbilt 23-27	Oct. 7, 2006 Vanderbilt 17-10
Nov. 3, 1928 Clemson 26-7	Nov. 9, 1957 LSU 14-12	Oct. 16, 1982 TCU 27-9	Oct. 6, 2007 Louisiana Tech. 24-0
Nov. 2, 1929 Sewanee 6-6	Nov. 8, 1958 Houston 56-7	Oct. 22, 1983 Vanderbilt 21-14	Oct. 4, 2008 South Carolina 24-31
Oct. 18, 1930 Sewanee 7-13	Oct. 17, 1959 Tulane 53-7	Sept. 29, 1984 Tulane 19-14	Oct. 17, 2009 UAB 48-13
Nov. 7, 1931 Sewanee 0-7	Oct. 29, 1960 LSU 6-6	Oct. 26, 1985 Vanderbilt 35-7	Nov. 6, 2010 ^Louisiana-Lafayette . . 43-21
Nov. 12, 1932 Sewanee 27-6	Oct. 28, 1961 Vanderbilt 47-0	Oct. 18, 1986 SW Louisiana 21-20	Nov. 12, 2011 Louisiana Tech. 7-27
Oct. 21, 1933 Sewanee 41-0	Oct. 6, 1962 Houston (<i>in Jackson</i>) 40-7	Oct. 24, 1987 Vanderbilt 42-14	Oct. 13, 2012 ^Auburn 41-20
Oct. 27, 1934 Sewanee 19-6	Oct. 26, 1963 Vanderbilt 27-7	Nov. 5, 1988 Tulane 9-14	Oct. 26, 2013 ^Idaho 59-14
Oct. 19, 1935 Florida 27-6	Oct. 3, 1964 Houston 31-9	Oct. 28, 1989 Vanderbilt 24-16	Oct. 18, 2014 ^Tennessee 34-3
Oct. 24, 1936 Catholic University 14-0	Oct. 9, 1965 Florida 0-17	Oct. 20, 1990 Arkansas State 42-13	Oct. 10, 2015 New Mexico State 52-3
Oct. 9, 1937 Saint Louis 21-0	Oct. 15, 1966 Southern Miss 14-7	Oct. 26, 1991 Vanderbilt 27-30	Oct. 1, 2016 ^Memphis 48-28
Oct. 22, 1938 Centenary 47-14	Oct. 21, 1967 Southern Miss 23-14	Nov. 7, 1992 Memphis 17-12	Oct. 14, 2017 Vanderbilt 57-35
Oct. 21, 1939 Saint Louis 42-0	Oct. 19, 1968 Southern Miss 21-13	Nov. 13, 1993 Northern Illinois 44-0	Oct. 6, 2018 ULM 70-21
Oct. 19, 1940 Duquesne 14-6	Oct. 18, 1969 Southern Miss 69-7	Oct. 29, 1994 Vanderbilt 34-21	Oct. 5, 2019 Vanderbilt 31-6
Oct. 4, 1941 Southwestern 27-0	Nov. 7, 1970 Houston 24-13	Oct. 28, 1995 LSU 21-10	Oct. 24, 2020 Auburn 28-35
Oct. 19, 1946 Louisiana Tech. 6-7	Oct. 23, 1971 Vanderbilt 28-7	Nov. 16, 1996 LSU 7-39	Oct. 9, 2021 Arkansas 52-51
Sept. 20, 1947 Kentucky 14-7	Oct. 21, 1972 Florida 0-16	Sept. 27, 1997 Vanderbilt 15-3	Oct. 1, 2022 Kentucky 22-19
Oct. 9, 1948 Vanderbilt 20-7	Oct. 27, 1973 Vanderbilt 24-14	Oct. 24, 1998 Arkansas State 30-17	^Game vacated due to NCAA ruling
Oct. 1, 1949 Kentucky 0-47	Oct. 19, 1974 South Carolina 7-10	Oct. 9, 1999 Tulane 20-13	#Original record: 77-16-2
Oct. 7, 1950 Boston College 54-0	Oct. 11, 1975 Georgia 28-13	Oct. 28, 2000 UNLV 43-40 (OT)	
Oct. 20, 1951 Tulane 25-6	Oct. 9, 1976 Georgia 21-17	Oct. 20, 2001 Middle Tennessee 45-17	
Nov. 1, 1952 LSU 28-0	Oct. 22, 1977 Vanderbilt 26-14	Oct. 12, 2002 Arkansas State 52-17	

CHARLIE CONERLY MEMORIAL SCHOLARSHIP



Ole Miss football standout Charlie Conerly was an unassuming man – never one to blow his own horn. He rarely celebrated after scoring a touchdown. He would simply hand the ball to the referee and trot to the sideline.

“Charlie was a shy man,” said New York Giants teammate Frank Gifford. “He didn’t want to stand out. He didn’t even like trophies. He was very sensitive about receiving praise.”

Off the field, Conerly also remained reserved. Perian Conerly said that her late husband wouldn’t understand why the Charlie Conerly Memorial Athletic Scholarship at the University of Mississippi was named in his honor, but he would be thrilled about the opportunity the scholarship provided.

“Charlie never would have gone to college without his football scholarship at Ole Miss,” she said. “That opportunity changed his life.”

One of the greatest football players ever to wear an Ole Miss uniform and a beloved alumnus, Conerly will be remembered for generations to come through the Charlie Conerly Memorial Athletic Scholarship. The \$100,000 endowment was set up by his wife for deserving student-athletes.

“The endowment is a widow’s mite when compared to other donations, but it’s a very important scholarship for future players,” she said.

A Clarksdale, Miss., native, Conerly passed away Feb. 13, 1996, after a lengthy illness. Affectionately known as Chunkin’ Charlie, the former quarterback thrilled Ole Miss fans as he led the Rebels to their first Southeastern Conference Championship in 1947 and a victory over Texas Christian University in the Delta Bowl.

Conerly earned three letters at Ole Miss, playing in 1942, 1946 and 1947, earning All-America honors his senior season and All-SEC accolades twice. He interrupted his undergraduate career to serve with the U.S. Marines in World War II.

After graduation, Conerly joined the NFL’s New York Giants, leading them to the 1956 NFL Championship. He was named 1948 NFL Rookie of the Year and the League’s Most Valuable Player in 1959. Conerly ended his career in 1961 with 1,418 career completions, including 173 touchdown passes. His Giants number 42 was retired in 1962. “Charlie had an incredible arm and a great feel for the game,” said Gifford. “He was a tremendous athlete, and by the end of his career, he was a sports hero for New York.” Perian Conerly authored “Backseat Quarterback” (*Doubleday 1963*), detailing the couple’s experiences during his professional football years. After retiring, Conerly and his wife returned to Mississippi, and they often traveled to Oxford on football weekends.

Conerly’s honors include induction into the National College Football Hall of Fame, Mississippi Sports Hall of Fame, Ole Miss Alumni Hall of Fame, and Ole Miss Athletic Hall of Fame. He also received the Distinguished American Award from the Ole Miss Chapter of the National Football Foundation and College Hall of Fame and was selected by Rebel fans as a back on the Ole Miss

Football Team of the Century. As a college player, Conerly was also named the Atlanta Touchdown Club’s SEC Back of the Year and the *Nashville Banner’s* SEC Player of the Year.

A prestigious trophy named in his honor, the C Spire Conerly Trophy, is awarded annually to Mississippi’s most outstanding collegiate football player. Designed to be the Mississippi equivalent of the Heisman Trophy, the award is open to all Mississippi players, regardless of school size or position. The original bronze sculpture is permanently housed in the Mississippi Sports Hall of Fame and Museum in Jackson, and a replica is on display at Ole Miss in Hollingsworth-Manning Hall, the school’s athletics memorabilia area located on the second floor of the Michael S. Starnes Athletic Training Center.

To learn more about the endowment, including details about making a tax-deductible contribution, contact the University of Mississippi Foundation at 1-800-340-9542.

CHUCKY MULLINS SCHOLARSHIP ENDOWMENT



The Chucky Mullins Scholarship is awarded to two groups of students. The first group is students who have a physical handicap, which falls under Vocational Rehabilitation guidelines. They must be enrolled full-time. The Office of Financial Aid works with Student Disability Services, Admissions and Enrollment Services to promote this scholarship so that qualifying students will come forward to inquire about it. The second group is students who have exceptional financial need. They must be full-time undergraduate students who are Mississippi residents or residents of Russellville, Alabama. The Office of Financial Aid runs reports of entering freshmen who have completed the Free Application for Federal Student Aid (FAFSA) to find students who demonstrate financial need and have no

resources to put toward their costs of education.

All students are awarded \$2,000 per year for up to four years as long as they maintain a minimum 2.5 resident GPA and full-time enrollment, and have not yet received a bachelor’s degree. From the 2003-04 academic year through 2018-19, we awarded more than 180 unduplicated students the Chucky Mullins Scholarship. A total of 14 new recipients were selected for the 2018-19 academic year.

To contribute to the Chucky Mullins Scholarship endowment, contact the UM Foundation at (662) 915-5944 or umf@olemiss.edu.

CONERLY TROPHY

Awarded annually to Mississippi’s top collegiate football player

PAST RECIPIENTS

- 1996 Tregnel Thomas, Delta State
- 1997 **Stewart Patridge, Ole Miss**
- 1998 James Johnson, Mississippi State
- 1999 **Deuce McAllister, Ole Miss**
- 2000 Josh Bright, Delta State
- 2001 **Eli Manning, Ole Miss**
- 2002 Rod Davis, Southern Miss
- 2003 **Eli Manning, Ole Miss**
- 2004 Michael Boley, Southern Miss
- 2005 Jerious Norwood, Mississippi State
- 2006 **Patrick Willis, Ole Miss**
- 2007 Damion Fletcher, Southern Miss
- 2008 Juan Joseph, Millsaps College
- 2009 Anthony Dixon, Mississippi State
- 2010 Chris White, Mississippi State
- 2011 Austin Davis, Southern Miss
- 2012 **Bo Wallace, Ole Miss**
- 2013 Gabe Jackson, Mississippi State
- 2014 Dak Prescott, Mississippi State
- 2015 Dak Prescott, Mississippi State
- 2016 **Evan Engram, Ole Miss**
- 2017 **A.J. Brown, Ole Miss**
- 2018 Jeffery Simmons, Mississippi State
- 2019 Kylin Hill, Mississippi State
- 2020 **Elijah Moore, Ole Miss**
- 2021 **Matt Corral, Ole Miss**
- 2022 **Quinshon Judkins, Ole Miss**

OLE MISS WINNERS




Stewart Patridge, 1997



Deuce McAllister, 1999



Eli Manning, 2001 & 2003




Patrick Willis, 2006



Bo Wallace, 2012




Evan Engram, 2016



A.J. Brown, 2017



Elijah Moore, 2020



Matt Corral, 2021



Quinshon Judkins, 2022

J.W. "WOBBLE" DAVIDSON SCHOLARSHIP



It's a funny thing about sports and nicknames. They seem to go hand-in-hand. Whether it's quarterbacks named "Easy" or linemen named "Slim", a nickname follows you for the rest of your life. Such was the case with J.W. "Wobble" Davidson.

Never one to let the spotlight hit him, Davidson spent three years playing left end for Ole Miss, before returning to his alma mater as an assistant coach. He gave up the idea of playing pro football to enter the Marine Corps to fight in World War II. He never thought twice about it. He never even left Oxford, returning after the war to spend his days at the place he called home.


Davidson's love for Oxford and his alma mater proved just as great in his family life as it did in his professional life. A proud father of two, Wobble, his wife Sara, son Don and daughter Debra all attended Ole Miss. Davidson spent 11 years as head tennis coach and 23 years as the M-Club Advisor, mentoring student-athletes into productive members of society. He and his family even lived in the athletic dorms on campus.

It was his love for Ole Miss that the J.W. "Wobble" Davidson Scholarship fund was established. Given to the children of former Ole Miss letterwinners, the scholarship helps make sure that those who love the University as much as Wobble will always have the opportunity for their children to attend Ole Miss.

Davidson graduated from Ole Miss in 1942, earning three letters in football, three in track and two in basketball for the Rebels. A member of the Mississippi Sports Hall of Fame and the Ole Miss Sports Hall of Fame, Davidson also earned his master's degree from Ole Miss.

To learn more about the J.W. "Wobble" Davidson Scholarship Fund, including details about making a tax-deductible contribution, contact Clay Cavett at the UM Alumni Office at 662-915-7375.

LARRY L. JOHNSON SCHOLARSHIP



Larry L. Johnson of Jackson wants to help young men benefit from the same opportunity in life he received: a football scholarship to the University of Mississippi that enabled him to participate in the sport he loved while pursuing degrees for a successful career.

The retired BellSouth executive - whose football career at Forest High School in Scott County captured the attention of UM coaches - has established a scholarship endowment with more than \$100,000. The first in his family to attend college, Johnson received an athletics scholarship that allowed him to earn two business degrees and play wingback and outside linebacker on three championship football teams (1961, '62 and '63).

Desiring to give back to his college and home community, Johnson's scholarship agreement stipulates that preference should be given to Scott County football signees when possible.

Known to the Ole Miss family as "Larry Leo," Johnson has been active in the M-Club alumni chapter for athletes. He served on the M-Club's board of directors and has organized and directed many team reunions. As Student M-Club president in 1963, Johnson helped establish the J.W. Davidson Scholarship fund to honor the legendary Ole Miss coach. He also is an Ole Miss Athletics Foundation member.

He holds bachelor's and master's degrees in business and is a past chair of the Business Advisory Board at the UM School of Business Administration.

An active civic leader in Jackson, Johnson continues to give of his time and resources to the community in many areas since retiring from BellSouth in 2000 after 33 years as an executive with the company. Both of Johnson's sons, Rick and Scott, graduated from Ole Miss. Larry and his wife, Rita Parks Johnson, live in Madison, and they have a blended family of five, with multiple grandchildren.

JOEL EMBRY MEMORIAL SCHOLARSHIP



During football camps under sun-drenched skies on the Oxford campus, Joey Embry decided he wanted to be an Ole Miss Rebel. In 1995, at the end of his stellar prep career at Bruce (Miss.) High School, the scholarship offer came.

Embry was a member of the Rebel football team for two years before his tragic death on May 19, 1998, when he drowned just months before he was expected to be a major contributor on the offensive line.

His Rebel teammates dedicated the 1998 season to his memory and wore Embry's name and number on their helmets.

Family and friends are keeping his spirit alive through the Joey

Embry Memorial Scholarship Fund, established to help student-athletes at The University of Mississippi. "I think Joey would be really proud of the scholarship fund," said his mother, Gwen Embry, "not because it is honoring him, but because it will help so many other students."

Embry's roommate and fellow teammate Bobby Killion, a former Ole Miss center, said, "Joey touched the lives of so many people while having an influence on those who came in contact with him. He was a great man and is missed by a lot of people. I know I'll miss him for the rest of my life."

Embry left a strong impression on the Ole Miss community, providing leadership both on and off the playing field. As a business administration major, he excelled academically, making the UMAA Honor Roll and the SEC Academic Honor Roll. He also was active in the Fellowship of Christian Athletes (FCA).

In addition to the scholarship fund, Weyerhaeuser Co. donated equipment to Ole Miss' Starnes Athletic Training Center in memory of the Ole Miss football player.

Individuals and organizations can contribute to the Joey Embry Memorial Scholarship Fund through The University of Mississippi Foundation, P.O. Box 249, University, MS 38677; phone 800-340-9542; e-mail umf@olemiss.edu.

WESLEY WALLS SCHOLARSHIP



Former Ole Miss All-America tight end Wesley Walls of Pontotoc, Miss., and his wife, Christy, have endowed a football scholarship at Ole Miss.

The \$100,000 gift is used to provide a football scholarship to any Ole Miss signee from Pontotoc County.

Walls, a five-time Pro Bowler with the Carolina Panthers of the National Football League, enjoyed a 14-year NFL career, playing with San Francisco and New Orleans prior to joining the Panthers. He retired in 2004 after one season with the Green Bay Packers.

"I received so much from Ole Miss, not only an education and a chance to play college football, but also as a person," Walls said. "I met my wife here and we truly love Ole Miss and her people. This scholarship represents a way to come back and help Pontotoc County. There are a lot of good athletes over there."


At Ole Miss, Walls earned four letters and excelled both on the field and in the classroom. He came to Oxford in 1985 as a defensive end, but also played tight end his senior campaign when he became one of the nation's few two-way players in 1988.

Following his senior year, Walls was selected first team All-America at tight end by the Associated Press. He was also a first team All-SEC pick, was selected Mississippi's Amateur Athlete of the Year and was chosen as one of three permanent Ole Miss team captains.

Off the field, Walls compiled a 3.41 GPA in General Engineering, earned Academic All-America honors, was a three-time Academic All-SEC pick, was selected Colonel Rebel at Ole Miss, was named to the University of Mississippi Hall of Fame and received an NCAA Postgraduate Scholarship. He was selected as one of 11 National Football Foundation and Hall of Fame Scholar-Athletes and was chosen to give the response at the awards dinner in New York City.

Walls finished his NFL career with 450 catches for 5,291 yards and 54 touchdowns. Upon his retirement, he was considered one of the premier tight ends in the game.

PARK STEVENS MEMORIAL SCHOLARSHIP



Park Stevens, a native of Columbus, Mississippi, and a graduate of New Hope High School, walked on to the Ole Miss football team in the spring of 2013 after spending two seasons at East Central Community College. He participated in spring drills with the Rebels and was looking forward to his first season with a Southeastern Conference team. Stevens' hopes were cut short by a tragic automobile accident July 3, 2013, when Stevens died instantly at the age of 20.

"Park had such a magnetic personality. He didn't meet a stranger," former East Central Community College coach Brian Anderson told The Clarion-Ledger. "He was just an outstanding young man. He just had personality for days."

His parents, Dean and Gail, established the Park Stevens Memorial Scholarship Fund with the UM Foundation in his memory. Gifts may be made by sending a check with the fund noted in the memo line to the UM Foundation, P.O. Box 249, University, Miss. 38677; or by visiting www.umfoundation.com/makeagift.

VAUGHT-HEMINGWAY STADIUM/HOLLINGSWORTH FIELD

On the southeast side of the University of Mississippi campus stands historic Vaught-Hemingway Stadium, a landmark of Ole Miss tradition and an anchor for the strong future of Rebel Football.

The stadium has received several upgrades in the last few years and most recently debuted a significant expansion in 2016 that increased the capacity to 64,038, making Vaught-Hemingway the largest stadium in the state of Mississippi.

The facelift provides Rebel fans with an even greater gameday atmosphere and more seating. The north side of the stadium was closed in to provide additional student seating and transformed into an exciting new "front door." The Lloyd Bell Tower, the north plaza and the Jake Gibbs Letterwinner Walk were all added in the fall of 2017.

Other enhancements include a new videoboard and sound system, stadium lights, as well as a natural grass playing surface returning to Hollingsworth Field for the first time since 2002.

For its efforts in stadium enhancements, Ole Miss is one of 10 facilities (pro or collegiate) to earn the 2017 Facility of Merit Award.

As part of the \$200 million Forward Together capital campaign, the south end zone was also renovated to add 30 luxury suites and 770 club level seats, and the west suites were all refinished for the 2015 season.

Upgrades leading up to the 2013 season included the removal of sideline platforms and bricking the east and west side facade, as well as a team halftime locker room and the addition of two on-field suites.

From 2009-15, the playing surface was FieldTurf synthetic grass. It was natural grass from its beginning until 1970, AstroTurf from 1970-84, natural grass again from 1985-2002 and AstroPlay synthetic from 2003-08.

The stadium increased its capacity to 60,580 in 2002 with the bowling in of the south end zone.

With the additional seating, the Rebels have set record-breaking attendance figures over the last 13 years, drawing all 10 of the largest crowds in school history. The momen-

tant Ole Miss-Alabama encounter in 2009 attracted a crowd of 62,657, the second largest ever to watch a football game on campus in Mississippi. The Rebels' matchup with LSU in 2003 gathered 62,552 fans, and the 2004 Tennessee game drew 62,028.

The stadium, known as Hemingway Stadium for much of its existence, began its long historic life in 1915 when students at the University helped in the construction of the first football grandstand at the site of the present field. The construction of the stadium and its permanent foundation was a three-year (1939-41), federally-sponsored project. Stadium capacity was originally listed at 24,000.

During the summer of 1988, the stadium received a major facelift, highlighted by a new press box, new aluminum sideline seating and a club level section for 700 people.

Renovations continued in the summer of 1990 when lights were added to the stadium. A Sony JumboTron scoreboard/message center was added for the 1997 season.

In 1998, the Guy C. Billups Rebel Club Seating area was completed, placing an upper deck on the east side of Vaught-Hemingway Stadium. The addition, which includes a special seating section with an enclosed concession and lounge area, pushed capacity to over 50,000.

The stadium is named for the late Judge William Hemingway (1869-1937), a professor of law and longtime chairman of the University's Committee on Athletics.

On Oct. 16, 1982, John Howard Vaught saw his name added to the stadium. Vaught compiled a 190-61-12 record as head football coach at Ole Miss and brought the Rebels National Championships in 1959, 1960 and 1962. At the 1998 season opener vs. Memphis, the field was named in honor of Dr. Jerry Hollingsworth for his continuing generous support to Ole Miss Athletics.



Coach John Vaught



Judge William Hemingway



Dr. Jerry Hollingsworth



The Rebels boast an all-time record of 270-112-8 at Vaught-Hemingway Stadium. (Original record: 292-115-8 before games vacated.)


TOP 10 CROWDS

	Attendance	Opponent	Year
1.	66,176	Alabama	2016
2.	66,038	Mississippi State	2016
3.	65,927	Auburn	2016
4.	65,923	Alabama	2022
5.	65,889	Memphis	2016
6.	65,843	Georgia	2016
7.	65,243	Auburn	2022
8.	64,828	Kentucky	2022
9.	64,232	Wofford	2016
10.	64,523	LSU	2021

THROUGH THE YEARS



1895 (old baseball field)



1952



1980



1998



2002



2019

MANNING CENTER

The Olivia and Archie Manning Athletics Performance Center at Ole Miss serves as the Rebels' indoor practice facility.

Ole Miss named the facility in honor of the Mannings in 2013, recognizing their extraordinary contributions to the University of Mississippi.


In the ever-expanding college football arms race, Ole Miss will join the nation's elite with the upcoming renovation to the Olivia and Archie Manning Athletics Performance Center. The renovation -- which began in January 2022 and was completed in July 2023 -- expands the current space from 181,500 square feet to 221,000, bringing a pro mindset to the Rebel football program.

Ole Miss now trains in a 10,710-square-foot weight room, including a cardio mezzanine, yoga/pilates space, state-of-the-art technology, fueling stations and offices for the nutrition staff. The training room also expands and features additional recovery benefits, including hydrotherapy, massage therapy, compression units, two sensory deprivation tanks, cold and hot tubs, new concussion rehabilitation technology and counseling space for mental health and nutrition consultations.

The Van Devender Family Foundation Locker Room received a complete makeover and was expanded to include a barber shop, hydro tanks, plunge pools, a players' lounge and fueling station.

All new office spaces were built, including separate offensive and defensive team meeting rooms to supplement the existing Roland and Sheryl Burns Team Meeting Room. Office layouts were streamlined for offensive, defensive, analytics and recruiting staffs, as well as a renovated head coach's office.

The equipment room was expanded as well, along with an ESPN/SEC Network bureau cam room, a photo and video studio and a media workroom. The new Williams-Reed Foyer welcomes visitors to the Ole Miss football headquarters and the Gina and Chip Crunk Grill at 1810 remains to feed the Rebels.



FEDEX STUDENT-ATHLETE SUCCESS CENTER

Since May 2007, Ole Miss student-athletes have benefitted tremendously from their first-class on-campus learning environment - the FedEx Student-Athlete Success Center.

FedEx Corporation announced on April 14, 2005, a \$2.5 million gift over five years to the University of Mississippi to create such an elite academic support center for student-athletes.

The center provides state-of-the-art computer facilities and space for study halls and tutoring for men and women student-athletes, as well as additional classrooms for all students.

"FedEx has always been a strong supporter of educational initiatives at all levels," said Mike Glenn, executive vice president of marketing development and corporate communications. "This contribution to the University of Mississippi is an extension of our commitment to helping improve the academic resources available to students, and student-athletes in particular."

Glenn said FedEx and Ole Miss are committed to

providing a strong academic foundation to enable students to reach their full potential.

The money was used to renovate a portion of the Starnes Athletic Center—which formerly housed football locker rooms, a weight room and training facilities—next to Vaught-Hemingway Stadium on All-American Drive. The 22,500-square-foot building now houses the Office of Student-Athlete Academic Support, including offices, conference rooms, 20 large and small group tutoring rooms, a large study area, a multi-media classroom, computer lab and 150-seat high-tech auditorium. The project was completed in May 2007 with an approximate cost of \$5 million.


In accepting the FedEx gift, university officials said the new center provides an important link in the university's goal to compete at the highest level in every aspect of its intercollegiate programs.

"American public universities are the best in the world largely because of the generosity of American corporations," said then-UM Chancellor Robert Khayat.

"FedEx sets the standard for philanthropy by which others are measured. In this case, Ole Miss student-athletes are the primary beneficiaries, but all our students will benefit and, as a result, our entire state benefits."

In addition to this gift to the University, FedEx supports several endowed scholarship programs, the Whitten Chair in Law, the Lott Leadership Institute, the William Winter Institute for Racial Reconciliation and William Faulkner's historic home, Rowan Oak.

Every aspect of Ole Miss athletics is geared toward the success of its student-athletes. The Michael S. Starnes Athletic Training Center provides a valuable role in the development and display of that success.



STARNES ATHLETIC TRAINING CENTER

The multi-purpose Starnes Center has undergone many transformations through the years. It houses a sizeable memorabilia collection and multi-purpose uses for athletic training and equipment.

Formerly the Doc Knight Field House, the Training Center stands just north of Vaught-Hemingway Stadium and within walking distance of the Manning Center, Swayze Field and the main athletics office complex.

The training room has been used by several sports. There are four offices for the athletic training staff, room for at least 13 treatment tables, six taping stations and countless rehabilitation equipment. It also contains a wet room with a whirlpool that help make up an environment for top-notch care and injury prevention for Rebel athletes.

The facility extends to the east into a similar structure which holds a lobby, a conference room and offices. Connected to the west end is the FedEx Student-Athlete Success Center, a state-of-the-art complex opened in May

2007.

Starnes, the building's benefactor, donated \$1 million toward the facility as part of an extensive \$2.5 million renovation in 1995. A 1968 Ole Miss graduate, Starnes is president of Tennessee California Express, Inc., a transportation company.


Much of the history and the many accolades of Rebel athletics are displayed in two rooms on the second floor of the Starnes Center that make up Hollingsworth-Manning Hall.

The larger room is divided into four zones, with the North Wing reserved to honor the nine Ole Miss Rebels in the College Football Hall of Fame. The East Wing spotlights the 58 Ole Miss first team All-Americans as well as Hall of Fame Coach John Vaught and the legacy of Chucky Mullins. The West Wing is reserved for baseball, track, tennis and golf All-Americans as well as Bruiser Kinard, the only player in Ole Miss history inducted into both the College and Professional Football Hall of Fame. The South

Zone honors Ole Miss All-Americans in men's and women's basketball as well as C. M. "Tad" Smith, who played and coached at Ole Miss and also served as Athletics Director.

The smaller room of Hollingsworth-Manning Hall is devoted entirely to an impressive memorabilia collection from the family of Ole Miss legend Archie Manning, which includes items of all three sons, Cooper, Peyton and Eli. The focal points of the exhibit are Super Bowl MVP photos of both Peyton and Eli hoisting the Lombardi Trophy.

Dr. Jerry Hollingsworth, an Ole Miss alumnus and general practitioner in Ft. Walton Beach, Florida, joined forces with former Rebel quarterback Archie Manning to establish the recruitment/memorabilia center. It is faithfully maintained and updated by Langston Rogers, Special Assistant to the Athletics Director for History.



OXFORD-UNIVERSITY STADIUM/SWAYZE FIELD



Ole Miss boasts one of the nation's premier college baseball venues. Mike Bianco's Rebels have annually ranked among the top five in college baseball attendance, while hosting 10 NCAA Regionals and three Super Regionals.

THE SANDY & JOHN BLACK PAVILION AT OLE MISS



Home to the Ole Miss men's and women's basketball teams, The Sandy & John Black Pavilion at Ole Miss opened in January 2016 and is a 9,500 seat, state-of-the-art facility nestled next to Vaught-Hemingway Stadium.

OLE MISS TRACK & FIELD COMPLEX



Top-of-the-line track facility and locker room has received \$10.2 million in renovations since 2016.

OLE MISS SOFTBALL COMPLEX



Construction began on a brand-new facility for Ole Miss softball in May 2023.

TUOHY CENTER



Opened in 2010, this \$13 million, 51,000-sq.-ft. facility includes team rooms, offices and two practice courts.

GILLOM CENTER



A massive 2017 renovation makes this women's sports complex, including new volleyball court, an elite training facility.

OLE MISS SOCCER STADIUM



Known for its immaculately kept pitch, Ole Miss soccer boasts a beautiful facility adjacent to the Gillom Center.

PALMER-SALLOUM TENNIS CENTER



Dramatic enhancements were made in 2012 to what was already one of the nation's top tennis facilities.

OLE MISS GOLF COURSE



The Rebel golf teams enjoy a recently renovated short-game facility adjacent to the Whitten Golf Center.

OLE MISS RIFLE RANGE



The Patricia C. Lamar National Guard Readiness Center is easily one of the top college rifle facilities in the nation.

WILLIAM F. GALTNEY INDOOR TENNIS CENTER



The Galtney Tennis Center pairs with the Palmer-Salloum Center to serve as some of the best facilities in college tennis.

HEALTH AND SPORTS PERFORMANCE

Ole Miss launched the unique and comprehensive Health and Sports Performance program in July 2012, which takes a holistic approach to providing optimal health care for the demands of elite student-athletes. Through a complete collaboration between all services provided in the Health and Sports Performance model, Ole Miss is ensured not only healthy student-athletes, but ones that can achieve peak performance. These services include strength and conditioning, athletic training, team physicians, physical therapy, massage therapy, sports psychologist and sports nutrition.

“Our team of Health and Sports Performance professionals strive to provide quality health and sports performance services based on the latest in health and strength training research,” said Shannon Singletary, Executive Associate A.D. for Health and Sports Performance. “By doing this we hope to not only provide our student-athletes with a better chance of winning on the field but also give them an opportunity to lead a healthy lifestyle.”

Ole Miss Health and Sports Performance has strong working relationships with student health services, local physicians and Baptist Memorial Hospital-North Mississippi, which is located just miles from the Oxford campus. The department also taps into its own University of Mississippi Medical Center in Jackson for world-class treatment from multiple specialties including orthopedics, neurology and cardiology.

The Rebels enjoy a partnership with a team of orthopedic surgeons that includes: Daniel Boyd, M.D.; Kure Lubber, M.D. and Cooper Terry, M.D., from Oxford Orthopedic and Sports Medicine, and from the University of Mississippi Medical Center.

Jeff Dennis, M.D., also provides primary care services as a part of the Internal Medicine Associates of Oxford.

Ole Miss' athletic trainers begin treatment and rehabilitation as early as 6 a.m. and are available until the last student-athlete is finished with practice or competition. There are currently six athletic training facilities on campus with the two main athletic training rooms located in the Starnes Athletic Training Center and the Manning Center. In addition, there are four satellite athletic training rooms located in The Pavilion at Ole Miss, Tuohy Basketball Center, Gillom Sports Center and Oxford-University Stadium/Swayze Field.

The main athletic training rooms are stocked with equipment such as digital x-ray systems, stationary bikes, laser therapy equipment, therapeutic modalities, underwater treadmills and Biodex testing equipment. Each component is strategically designed to not only give the student-athletes the best care but also aid in returning them to competition as quickly and safely as possible.



Pat Jernigan
Assistant AD



Kevin Keys
Assistant Athletic Trainer



Mitchell Mazur
Assistant Athletic Trainer



Dr. Marshall Crowther
Medical Director/Sports
Medicine Physician



Josie Nicholson
Sports Psychologist

REBEL STRENGTH AND CONDITIONING

The mission of this strength and conditioning program is to prepare athletes to adapt and thrive under the stress load of practicing and competing in football - with specific consideration of the relevant biomotor abilities, metabolic demands, psychological factors and injury risk associated with the sport.

We will demand discipline, relentlessness and intelligent effort while we work toward improving each athlete's skill level. We will cultivate a high-energy, up-tempo environment where enthusiasm and competition will flourish. We will attack this mission with a scientifically supported, comprehensive approach and specific considerations of the metabolic demands and injury risks of our sport. Training must prepare the athlete for the specific competitive stress load of their sport.

Top priority is to improve high speed, loaded and unloaded, total body coordination and mechanical efficiency. We will imitate the demands of football by striving to produce as many maximal or near maximal contractions as often as possible in training. Our team must be conditioned to handle and thrive at a relentless, up tempo pace. Everything we do in training is done to help the athletes more efficiently execute the movement requirements of their sport. We will demand discipline, intensity and intelligent effort while we work towards improving physical capabilities. We will cultivate a high energy environment where enthusiasm and competition will flourish.

The environment in the weight room must be one of high effort, intensity and excitement. An attitude will be established through training that will carry over onto the playing field.

Discipline, hard work and vigor will become permanent traits of the athletes.

There are no greater facilities at which to train athletes than the majestic and newly-renovated Manning Center, which was recently expanded from 181,500 to 221,000 total square feet in a state-of-the-art remodeling of the building that houses the Ole Miss football team and staff. Included in those renovations completed in July 2023 is a 10,710-square-foot weight room with a cardio mezzanine, yoga/pilates space, state-of-the-art technology, fueling stations and offices for the nutrition staff. The training room also expands and features additional recovery benefits, including hydrotherapy, massage therapy, compression units, two sensory deprivation tanks, cold and hot tubs, new concussion rehabilitation technology and counseling space for mental health and nutrition consultations.

With the Manning Center's full-sized indoor practice field, the Rebels' extensive workouts touch on every area of fitness and conditioning and prepare their bodies fully for intense SEC battles.



Nick Savage
Head Football Strength
and Conditioning Coach



Zack Akenberger
Associate Head Strength
and Conditioning Coach



Jordan Sims
Assistant Football Strength
and Conditioning Coach



AT Turner
Assistant Football Strength
and Conditioning Coach

STUDENT-ATHLETE DEVELOPMENT - ACADEMICS

Ole Miss student-athletes not only have the opportunity to play in one of the best conferences in the nation, they also attend a university that is world-renowned for its academics.

The Office of Student-Athlete Development is committed to helping all Ole Miss student-athletes achieve academic success. The mission of the FedEx Student-Athlete Success Center is to promote academic excellence and provide quality developmental and need-based



Derek Johnson
Director of Football
Academics



Carter Kruckenberg
Senior Academic
Counselor



Keyana Smith
Assistant Director
Academic Counseling

programs to help student-athletes become independent and self-reliant learners. In an environment that promotes student development, the staff provides programming and support for all student-athletes from the time they arrive on campus through graduation and beyond. The staff provides resources, experience and knowledge empowering each student-athlete to reach his/her academic, career and personal potential. The FedEx staff pursues this mission by promoting academic success with integrity, strict adherence to university, SEC and NCAA rules, and a dedication to excellence.

Ole Miss has a long history of academic success among its football players, ranking first among Southern schools with 24 Academic All-America selections, such as quarterback, Eli Manning. Also among football's NFL standouts are Patrick Willis (Wilma Rudolph Award Winner) and Terrence Metcalf (Rebel Reconnect Graduate).

SOCIAL RESPONSIBILITY & ENGAGEMENT

The department of Social Responsibility & Engagement strives to enhance the experience of student-athletes, staff and coaches by cultivating an environment that aligns with the core values of the Ole Miss Athletics Department to identify, organize and amplify the following:

Student-Athlete Enhancement

- Career Development
- Personal Enhancement

UNITY

- Diversity, Equality & Inclusion
- Community Engagement



Ravin Gilbert
Director of Social
Responsibility and
Engagement



Donte Ferrell
Social Responsibility
and Engagement
Counselor

Where Your Story is Written

• **Year 1: Exposure** - Student-athletes engage in personal advancement programming that is designed to educate and support each individual as they transition into collegiate athletics. Exposing our first year student-athletes to many topics, including but not limited to financial literacy and career exploration, will serve as a foundation as they begin their journey of writing their book at Ole Miss.

• **Year 2: Identify** - Using the information obtained during Year 1, student-athletes will begin the phase of creating their story. Programming during Year 2 will focus on identity. Through this programming, student-athletes will be able to set forth long-term goals and create a plan on how to achieve those goals.

• **Year 3: Opportunity** - After determining their personal and professional goals, Year 3 will provide both educational and experiential learning opportunities that will maximize their potential of obtaining post-graduate placement.

• **Year 4: Enhancement & Preparation** - Student-athletes are in the final stage of preparing for life after intercollegiate athletics. During this time, student-athletes will engage in intentional programming in areas that will enhance skills obtained throughout their time at Ole Miss, preparing for a successful transition following their collegiate careers.



GLENN F. BOYCE | CHANCELLOR



Glenn and Emily Boyce

After a decades-long career in leadership roles in post-secondary and secondary education, Dr. Glenn F. Boyce became the 18th Chancellor of the University of Mississippi in 2019. As chancellor, Dr. Boyce is committed to strengthening how Ole Miss builds leaders, empowers student success, drives progress through research and economic opportunity, and champions communities.

He is leading efforts to increase graduation rates and retention rates and to implement a student success model that expands innovative opportunities to support all student populations throughout a student's entire academic tenure. Under Dr. Boyce's leadership, freshman enrollment hit record numbers as he prioritized investments in technology, marketing, and recruitment staff. The freshman retention rate reached a new all-time high of 89.3% in fall 2022, which exceeds the national average.

Dr. Boyce promotes entrepreneurship and economic development to champion Mississippi, bolster its communities, and create fulfilling jobs for Ole Miss graduates in Mississippi. A key milestone in those efforts is the university's largest single construction project ever on the Oxford campus, the Jim and Thomas Duff Center for Science and Technology Innovation, which is on pace to open by fall 2024. At the University of Mississippi Medical Center, the Kathy and Joe Sanderson Tower at Children's of Mississippi more than doubled the square footage of the state's only children's hospital, providing significant renovations and updates to spaces dedicated strictly to pediatric care.

During Chancellor Boyce's tenure, the university launched "Now & Ever," the largest comprehensive campaign in the history of Mississippi universities that aims to generate at least \$1.5 billion in private support. This effort includes the \$350 million "CHAMPIONS. NOW." campaign to provide Ole Miss student-athletes with first-rate facilities and enable Ole Miss Athletics to attract high-level talent and win in the highly competitive Southeastern Conference.

In athletics, Ole Miss Women's Golf captured the 2021 NCAA Championship, the Ole Miss cheer team won

the Universal Cheerleaders/Dance Association College Nationals twice in five years, and the Ole Miss baseball team secured the university's first-ever men's NCAA National Championship in 2022. With student success as a priority, Ole Miss Athletics set a new department record with a Graduation Success Rate (GSR) of 88% in 2022.

Dr. Boyce served previously as Commissioner of Higher Education for the State of Mississippi, leading the state's university system that serves more than 95,000 students at four research universities, four regional universities, and the academic health science center. Boyce joined IHL after serving as president of Holmes Community College for more than nine years.

Chancellor Boyce earned his bachelor's degree in education and a doctorate in education leadership from the University of Mississippi. He and his wife, Emily, met while Ole Miss undergraduates, attending an Ole Miss basketball game on their first date. The Boyces are also Ole Miss parents, as all three of their daughters—Brittany, Danielle and Madeline—hold degrees from the university. And, they anticipate one day their grandchildren will also earn degrees from Ole Miss!

ATHLETICS COMMITTEE



Dr. Ron J. Rychlak
Chairman



Michael Barnett
Faculty Senate
Representative



Dr. Laura F. Prior
Faculty Member

Jon-michael Wimberly
Faculty Senate
Representative



Dr. David Case
Committee
Secretary



Dr. Daniel W. Durkin
Faculty Senate
Representative



William N. Reed
Alumni President



John Darnell
Alumni Association
Past President



Dr. Todd Sandroni
Alumni
Representative



Bruce Ware
Alumni
Representative



Deetra A. Wiley
Staff Council



David A. Whitcomb
General Counsel



Mike Glenn
At-Large Member



LouAnn Woodward, M.D.
Medical Center
Faculty

Karen Moore
Alumni President
Elect



Ricky Burkhead
Faculty Member



Dr. Ethel Y. Scurlock
Faculty Member

PAST ATHLETICS COMMITTEE CHAIRMEN



Judge William
Hemingway
1920s-37



Dr. T.A.
Bickerstaff
1937-72



Dr. Richard Keye
1972-77



Dr. Parham
Williams
1978-83



Dr. Max Williams
1983-97



Dr. Robert
Weems
1997-2007

KEITH CARTER | VICE CHANCELLOR FOR INTERCOLLEGIATE ATHLETICS



Keith Carter, a former Rebel All-American basketball player and a decorated fundraiser and administrator for the Ole Miss athletics department, was named Vice Chancellor for Intercollegiate Athletics on November 22, 2019 by University of Mississippi Chancellor Glenn Boyce.

Carter served in the role on a temporary basis for the previous six months, having the interim tag removed after receiving a unanimous recommendation from the members of a highly respected search committee.

Carter's first three full seasons on the job have marked one of the most successful periods in the history of the university, producing two national championships, record postseason participation and its best finishes ever in the Learfield College Directors' Cup.

Ole Miss turned in arguably its greatest athletics season ever in 2021-22, headlined by a Men's College World Series championship, its first 10-win football regular season and an Allstate Sugar Bowl appearance. With 16 of the 18 Rebel teams reaching the NCAA Tournament, Ole Miss earned a record finish in the Learfield Cup for the second straight year at No. 20, the highest ever for a school from the state of Mississippi.

In 2020-21 with Carter's leadership steering the athletics department through the COVID-19 pandemic, the Rebels excelled with 17 of the 18 programs advancing to the postseason en route to a 22nd-place finish in the Learfield Cup standings.

Highlighting the banner year was the first outright NCAA team title in school history by the women's golf team. Other Ole Miss squads achieving at a high level included Rifle finishing third in the nation; Track & Field/Cross Country earning a third-place finish for the men and seventh for the women from the USTFCCA; and Baseball, Soccer and

Men's Tennis reaching the NCAA rounds of 16.

Carter's administration made a monumental announcement in December 2021 and formally launched the CHAMPIONS.NOW. capital campaign. The campaign impacts several key facilities throughout the athletics department, including a \$45 million renovation of the Olivia and Archie Manning Athletics Performance Center that was completed in July 2023. Other future projects include the Ole Miss Softball Complex, Ole Miss Soccer Stadium, Ole Miss Golf Complex and Oxford-University Stadium/Swayze Field.

Carter's tenure has also included the implementation of Next Level, a comprehensive name, image and likeness program. Through an enhanced partnership with INFLCR, Ole Miss student-athletes are empowered with the knowledge and resources to elevate their brand and platform.

It was a busy start to Carter's stint as permanent A.D., as he was tasked immediately with hiring new head coaches. Two weeks after his own announcement, Carter selected Lane Kiffin as the Rebels' 39th head football coach in a decision that garnered national acclaim from media and fans. Carter continued to transform the Ole Miss coaching roster in April, landing Women's College World Series coach Jamie Trachsel to lead the Rebel softball program.

Before assuming the athletics director chair, Carter served as Ole Miss Deputy A.D. for Development and Resource Acquisition since February 2018. He was the Chief Revenue Officer for the athletics department while overseeing the Athletics Foundation and serving as the sport administrator for baseball and men's basketball.

Carter's rise through the athletics ranks was swift and distinguished. He joined the Ole Miss Athletics Foundation in September 2009, when he was hired by then director Danny White (current Tennessee A.D.) and worked alongside Allen Greene (former Auburn A.D. and current Ole Miss Deputy A.D.). In less than three years, Carter was named OMAF

Executive Director in June 2012 by then A.D. Ross Bjork and served in that role until his own appointment as athletics director.

In 2016, Carter received the Fundraiser of the Year Award from the National Association of Athletic Development Directors (NAADD). Under his guidance, the Foundation experienced its four highest years for donations, including a record \$45.6 million in cash contributions in 2015-16. During his tenure, commitments to the Forward Together capital campaign increased from \$62 to \$180.8 million in cash and pledges toward its goal of \$200 million.

Among the major gifts was a \$25 million gift from Jerry "Doc" Hollingsworth, which included \$10 million in cash, the largest gift in the history of the Ole Miss athletics department by a single individual or organization. Carter was also responsible for several other seven-figure gifts including a \$3.7 million anonymous gift, and a \$2 million gift to the re-name the basketball practice facility to the Tuohy Basketball Center. He worked with executive level staff to build the vision for facility growth through the Forward Together campaign, which included plans for the \$96.5 million Pavilion at Ole Miss.

Carter joined the Ole Miss Athletics Foundation after spending the previous year with the UM Foundation, where he worked in donor relations and meeting the financial needs of the School of Business.

A four-year starter at Ole Miss, Carter helped the Rebels to a pair of Southeastern Conference Western Division titles in 1997 and 1998 and earned All-America honors after his senior season in 1999. The four-year starter received All-SEC first and second team honors in 1998 and 1999. He also won a gold medal as a member of the U.S. national team at the 1998 Goodwill Games. Carter played professional basketball in Italy from 2001 until 2008.

A native of Perryville, Arkansas, Carter lives in Oxford with his wife, Jill, and three children – Drew, Callie and Hayes.

ATHLETICS LEADERSHIP



Allen Greene
Senior Deputy AD
for External Relations
and Business
Development



Jennifer Saxon
Exec. Associate AD/
SWA



Shannon Singletary
Exec. Associate AD
for Internal Ops



Angela "Ane" Redmond Debro
Associate General
Counsel - Athletics



Bob Baker
Senior Associate AD
for Student-Athlete
Development



Rob Heuer
Senior Associate AD
for Compliance



Denson Hollis
Senior Associate AD for
Development/
Chief Executive Officer



Angela Robinson
Senior Associate AD
for Finance



Joe Swingle
Senior Associate AD
for Facilities and
Event Management



Kyle Campbell
Associate AD
for Brand Strategy



Micah Ginn
Associate AD
for Sports Prod./
Creative Services



Matt McLaughlin
Associate AD
for Development/
Chief Dev. Officer



Neal Mead
Associate AD
for Event
Management



Wesley Owen
Associate AD
for Development/
Chief Revenue
Officer



Tiffany Edwards
Assistant AD
for Human
Resources



Matt Smith
Assistant AD
for Marketing and
Fan Experience

In planning your coverage of Ole Miss Football in 2023, media are asked to review the following information. Contact the Athletics Communications office at 662-915-7522 if you have any questions.

WORKING CREDENTIALS

To request game credentials, go to Ole Miss' online credentialing site: www.sportssystem.com/OleMiss. Credential requests must be made as early as possible by the sports director of each media outlet and are limited to those media who will be attending the game in a working capacity. Media must approve the SEC Media Policy before requesting credentials.

Media credentials are allotted on the following basis: 1) websites whose primary purpose is to gather and disseminate news and who have an affiliation with a nationally recognized media entity/network; 2) daily newspapers; 3) network affiliate television stations; 4) magazines, non-broadcast radio stations and weekly newspapers.

PARKING

Gameday media parking will be located in the garage adjacent to The Pavilion. Each pass is for a specific numbered parking spot. Cars parked in the wrong spot will be towed.

Parking passes may not be picked up at media will-call and must be requested during credential application process.

MEDIA GATE/WILL-CALL

Media will enter Gate 35 on the west side of the stadium beginning three (3) hours prior to kickoff. The media will-call table will be located beside the elevators on the concourse level of The SJB Pavilion. Photographers may receive a vest at this location.

PHOTOGRAPHERS/SIDELINE ACCESS

All photographers must wear a photo vest in order to be admitted to the sidelines. This may be received beside the elevators on the concourse level of The SJB Pavilion. Gameday flip cards will be available there or in the photo workroom, which is located next to the visiting team locker room off the southeast corner of the field.

Per NCAA rule, images or likeness of current student-athletes may not be sold, distributed or used for commercial purposes without appropriate consent.

SIDELINE ACCESS

Excluding select portions of the game, media sideline access is reserved for photographers/ videographers. Credentialed photographers/videographers who arrive at media will-call without proper equipment will not be granted a vest for sideline access. When on the sideline, media must remain outside the bench area and may not shoot behind the benches. During pre-game activities, media must remain in the designated area, as posted in the photo workroom, until the team leaves the field after warm-ups.

GAMEDAY SERVICES

Extensive content will be distributed to media immediately following the game, including photos, video highlights, press conferences, quotes, statistics, notes, a recap, etc. Gameday media contacts include:

PHOTO: Josh McCoy, 662-832-7469

VIDEO: Jake Hromada, 440-242-1262

ALL OTHER CONTENT: Brad Sheffield, 662-816-9931

PRESS CONFERENCES/INTERVIEWS

Tentatively, Ole Miss will hold its weekly fall press conference each Monday of the regular season beginning at 11:30 a.m. CT. Various Ole Miss coaches and staff will be first, followed by head football coach Lane Kiffin at 11:45 a.m. The press conference is streamed live on SEC Network+ (ESPN App) and Facebook.

Players will follow Coach Kiffin at the Monday press conference. Select players will be also available at approximately noon on Tuesday, while Coach Kiffin will be available Wednesday on the SEC teleconference (noon CT). There is no media availability on Thursday or Friday.

Times are subject to change, and some media opportunities may be virtual.

SEC WEEKLY TELECONFERENCE

Coach Kiffin will be available on the weekly Southeastern Conference weekly teleconference every Wednesday, beginning week one and concluding the final week of the regular season (noon CT). The number is available through the SEC office at 205-348-3000. See page 103 for more information.

PRACTICES

Practice footage is available periodically on the Ole Miss FTP site. At open practices, video is permitted for stretch only, and use of footage from practices must be limited to three minutes per day. Photographers must use tight shots and no formations.

VIDEO CONTENT

Press conferences, media opportunities, practices and any form of competition may not be broadcast live, including Facebook Live and related media, without prior consent of the athletics department. Use of footage from practices is limited to three minutes per day. This includes content obtained via FTP.


Press conferences, practice footage and other content are available for media on the Rebels' official YouTube page: www.youtube.com/OleMissSports/videos. Ole Miss also offers free FTP downloads of this content for television stations to use during regularly scheduled newscasts. All content should be credited to Ole Miss Sports Productions. To access the Ole Miss FTP site, please contact Jake Hromada at jahromad@olemiss.edu or 440-242-1262.



ATHLETICS COMMUNICATIONS STAFF



Kyle Campbell
Associate AD for
Brand Strategy



Brad Sheffield
Director of
Communications



Tyler Wooten
Associate Director
of Communications



Connor Allen
Assistant Director of
Communications



Kyle Birnbrauer
Assistant Director of
Communications



Madeline Marshall
Assistant Director of
Communications



Mike Swartz
Assistant Director of
Communications



RECRUITS

Per NCAA rules, media are not permitted to have contact with a prospect or family members of a prospect during their official visit, including prospects in attendance at practice or games. In addition, media are forbidden from videoing or photographing prospects during their visit. Media are also asked to make every effort to keep distance from prospects on campus, including at practice, during pre-game activities on the sidelines and in the stands.

RADIO RIGHTS

The radio rights to Ole Miss Football are provided by IMG College in partnership with TeleSouth Communications Inc. Visiting networks planning to originate from Vaught-Hemingway Stadium/ Hollingsworth Field are issued credentials by the Ole Miss Athletics Communications office. Broadcast lines should be ordered through AT&T (1-877-438-0041). Visiting networks may also wish to contact Cabell Philpott with IMG College (336-831-0719) or cabell.philpott@imgworld.com), concerning the SEC's network agreement.

RADIO/TELEVISION SHOW

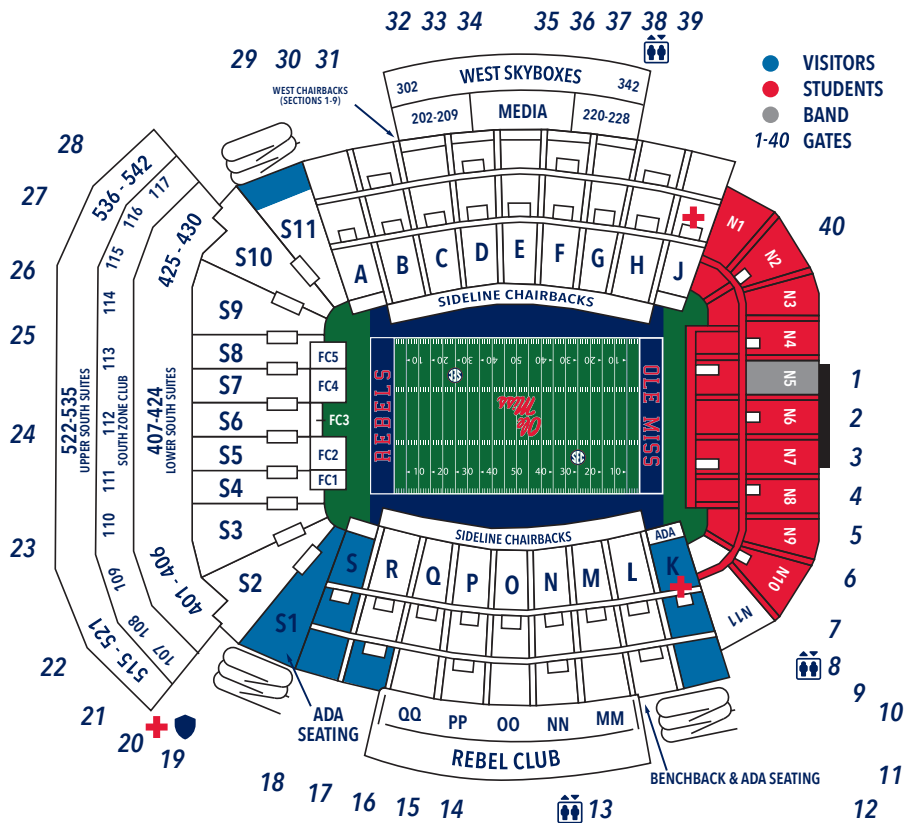
The RebTalk radio show gives fans the opportunity to ask Coach Kiffin questions concerning Ole Miss Football. The talk show, hosted by David Kellum, will air every Thursday during the season at 7 p.m., live from Boure on the Oxford Square.

"The Season: Ole Miss Football" is an award-winning, weekly 30-minute show produced by Ole Miss Sports Productions. It debuts Wednesdays at 6 p.m. CT on TheSeasonOleMiss.com and airs on ESPNU. See page 221 for more information.

OLEMISSSPORTS.COM

For updated statistics, rosters, game notes and all Rebel news on the Internet, go to the official Ole Miss athletics website, www.OleMissSports.com. For those out of range of the Mississippi Network's radio broadcast, live audio of the game is available through the official Ole Miss Sports app. In addition, daily news and nuggets are available on the official Twitter account of Ole Miss Football, @OleMissFB. Fans can also follow the Rebels on Instagram (@OleMissFB) and Facebook (Ole Miss Football).

VAUGHT-HEMINGWAY STADIUM/HOLLINGSWORTH FIELD



OLE MISS GAME WEEK MEDIA SCHEDULE

SATURDAY	SUNDAY	MONDAY	TUESDAY	WEDNESDAY	THURSDAY	FRIDAY
<ul style="list-style-type: none"> Gameday Coach Kiffin and select players available after game 	<ul style="list-style-type: none"> No practice 	<ul style="list-style-type: none"> Practice closed Coach Kiffin press conference at 11:45 AM CT Players available following Coach Kiffin 	<ul style="list-style-type: none"> Practice availability for media for select periods Players available after practice at approximately noon CT 	<ul style="list-style-type: none"> Practice closed Coach Kiffin available on SEC teleconference (noon CT) 	<ul style="list-style-type: none"> Practice closed No interviews Reb Talk radio show 7 p.m. at Boure 	<ul style="list-style-type: none"> Practice closed No interviews

Times are subject to change.



Captain Bruiser Kinard's 1937 Ole Miss team made the first en masse flight by a college squad, flying from Memphis to Philadelphia on American Airlines flagship Maryland.

MEDIA OUTLETS

Oxford/University Media	
Oxford Eagle.....	662-234-4331
Daily Mississippian (campus).....	662-915-5503
Ole Miss Spirit/On3.com.....	662-236-2667
RebelGrove.com/Rivals.com.....	662-238-7762
Inside the Rebels/247Sports.com.....	662-236-2667
HottyToddy.com.....	662-816-8594
UMTV (campus).....	662-915-5508
WQLJ-FM 93.7.....	662-236-0093
WUMS-FM 92.1 (campus).....	662-915-5395

Additional Regional Media

Associated Press.....	601-948-5897
Biloxi Sun Herald.....	228-896-2100
Bolivar Commercial.....	662-843-4241
Clarion-Ledger.....	601-961-7294
Clarksdale Press Register.....	662-627-2201
Commercial Appeal.....	901-529-2360
Commercial Dispatch.....	662-328-2471
Daily Corinthian.....	662-287-6111
Daily Leader.....	601-833-6961
Daily Sentinel-Star.....	662-226-4322
Delta Democrat Times.....	662-335-1155
Enterprise-Journal.....	601-684-2421
Greenwood Commonwealth.....	662-453-2908
Hattiesburg American.....	601-582-4341
Meridian Star.....	601-485-1203
Mississippi Network.....	601-957-1700
Mississippi Press/Press-Register.....	800-655-6597
Natchez Democrat.....	601-442-9101
Northeast Mississippi Daily Journal.....	662-842-2611
Panolian.....	662-563-4591
Vicksburg Post.....	601-636-4545
West Point Times Leader.....	662-494-1422
WCBI-TV (CBS).....	662-245-0133
WTVA-TV (NBC).....	662-842-7620
WREG-TV (CBS).....	901-543-2117
WMC-TV (NBC).....	901-726-0416
WATN-TV (ABC).....	901-321-7617
WHBQ-TV (Fox).....	901-320-1345
WJTV-TV (CBS).....	601-944-4920
WLBT-TV (NBC).....	601-960-4428
WAPT-TV (ABC).....	601-922-1652
WABG-TV (ABC).....	662-332-0949
WXVT-TV (CBS).....	662-334-1500
WTOK-TV (ABC).....	601-693-6397
WLOX-TV (ABC).....	228-896-1313
WDAM-TV (NBC).....	800-844-0730
WXXV-TV (FOX/NBC).....	228-832-2525

TRAVEL

AIRPORTS

Memphis International Airport is located 76 miles north of the university. Jackson-Evers International Airport is 167 miles south of campus.

ACCOMMODATIONS

For hotels, restaurants and general information on Oxford, go to VisitOxfordMS.com. Nearby cities with additional hotel options include Batesville, New Albany, Holly Springs and Grenada, among others.

DRIVING DIRECTIONS

Media traveling to campus should take the Chucky Mullins Drive exit off of Highway 6 and travel north toward the 4-way stop. Media with parking passes for the garage should turn right onto Hill Drive.

ROAD HEADQUARTERS

TRIP #1 • TULANE • SEPT. 8-9

JW Marriott New Orleans
614 Canal St.
New Orleans, LA 70130

TRIP #2 • ALABAMA • SEPT. 22-23

Marriott Birmingham
3590 Grandview Pkwy.
Birmingham, AL 35243

TRIP #3 • AUBURN • OCT. 20-21

Renaissance Montgomery Hotel & Spa
201 Tallapoosa St.
Montgomery, AL 36104

TRIP #4 • GEORGIA • NOV. 10-11

Sonesta Gwinnett Place Atlanta
1775 Pleasant Hill Rd.
Duluth, GA 30096

TRIP #5 • MISSISSIPPI STATE • NOV. 22-23

Hilton Garden Inn Tupelo
363 E. Main St.
Tupelo, MS 38804

OLE MISS RADIO NETWORK



One of the most popular means of keeping track of Rebel Football is tuning in to the Ole Miss Radio Network. The Network offers first-rate broadcasts of every Rebel football game, including a 90-minute pregame show and extensive postgame coverage.

Ole Miss Football may be heard throughout Mississippi and portions of the Southeast through services provided by Learfield in partnership with TeleSouth Communications Inc. In addition, every game can be heard worldwide over the internet at OleMissSports.com, and on XM Satellite Radio.

“The Voice of the Rebels,” David Kellum, returns for his 33rd season handling the Ole Miss radio play-by-play call. The veteran broadcaster also serves as the play-by-play announcer for both Ole Miss basketball and baseball. In 1998, 2000, 2002, 2004, 2011, 2012, 2016, 2017 and 2022, Kellum was honored as the Mississippi Sportscaster of the Year, as voted on by the National Sportscasters and Sportswriters Association members in the state. In August 2006, he received the “Lindsey Nelson Outstanding Sportscaster” award from the All-American Football Foundation.

Kellum’s first link with Ole Miss Athletics was in 1978. As a 19-year-old freshman, he began broadcasting Rebel baseball, and has handled the baseball play-by-play for the past 43 seasons.

Kellum hosts Ole Miss’ weekly radio shows for men’s basketball and football. He is married to the former Mary Evelyn Kuehn of Oxford. They have two daughters, Stefanie Marie and Staci Michelle.

Harry Harrison, a former All-America selection at safety for the Rebels, provides the color commentary for the broadcast. A letterwinner from 1971-73, Harrison is President of Harry Harrison and Associates in Oxford, Mississippi. He is the father of two sons and a daughter – Nick, Josh and Lyndee.

Richard Cross is the co-host of “SportsTalk Mississippi” on Super Talk Mississippi and a television play-by-play announcer for ESPN/SEC Network. Cross has 22 years experience in radio and television and has launched two successful statewide, syndicated sports talk radio shows in Mississippi. He was named the Mississippi Sportscaster of the Year for 2018.

Raised in Oxford and a graduate of The University of Mississippi, Cross is also the recipient of two Mississippi Association of Broadcasters Gold Awards and has worked for Fox Sports Radio and the Sporting News Radio Network.

Cross is married to the former Jane Easley of Clarksdale, who owns and operates the women’s clothing store Jane on the Oxford Square. The couple has two children, Ava Montgomery and Oby.

GAMEDAY RADIO CREW



David Kellum
Play-by-Play



Harry Harrison
Color Analyst



Richard Cross
Sideline Reporter,
Co-host Pregame and
Postgame Shows



Brett Norsworthy
Co-host Pregame and
Postgame Shows

Brett Norsworthy enters his 16th season as co-host of the pregame and postgame show. Brett began in radio in 1992 co-hosting Sportstime on WHBQ in Memphis and has remained a Memphis sports radio fixture throughout the following years. A member of the Football Writers of America Association and a Heisman Trophy voter.

In his radio career, Brett has had the pleasure of covering the SEC beat extensively. He’s also covered The Masters, The Super Bowl, The World Series, The NBA, PGA Tour as well as freelance reporting for major networks. He currently co-hosts “Sportstime with Bryant Dacus, Stats and J. Morgan Harter” on AM 560 & 98.5 FM/WHBQ in Memphis.

Rounding out the broadcast team is Houston McDavitt, engineer/producer. McDavitt has worked with the radio broadcast for 17 years in a technical role and has been in broadcast engineering for 24 years. This is his 11th year as game engineer/producer for Ole Miss football. He is Director of Engineering for Telesouth Communications and lives in Brandon with his wife, Laura. McDavitt has two sons, Thomas and Watson.

2023 AFFILIATES

Amory	WAMY-AM (1580)
Batesville	WTNM-FM (93.7)
Brookhaven	WBKN-FM (92.1)
Columbus	WNMQ-FM (103.1)
Corinth	WXRZ-FM (94.3)
Greenwood.....	WYMX-FM (99.1)
Hattiesburg.....	WFMM-FM (97.3)
Hazelhurst	WDXO-FM (92.9)
Jackson	WFMM-FM (97.3)
Laurel.....	WLAU-FM (99.3)
Lexington (TN.).....	WZLT-FM (99.3)
Louisville.....	WLSM-FM (107.1)
McComb	WMPK-FM (93.5)
Memphis	WHBQ-AM (560)
Meridian	WZKR-FM (103.3)
Natchez.....	WKSO-FM (97.3)
Ocean Springs	WOSM-FM (103.1)
Oxford	WOXF-FM (105.1)
Philadelphia.....	WHOC-AM (1490)
Prentiss.....	WJDR-FM (98.3)
Tupelo	WFTA-FM (101.9)
Vicksburg.....	WVWG-AM (1490)
Water Valley	WQLJ-FM (105.5)
Waynesboro	WABO-AM (990)
Yazoo City	WBYP-FM (107.1)
Nationwide.....	Satellite Radio (SiriusXM)
Online.....	OleMissSports.com
Mobile	Ole Miss Sports app

Affiliate list subject to change

ON AIR WITH THE REBELS

The Reb Talk radio show and “The Season: Ole Miss Football” television program are distributed by Learfield in partnership with TeleSouth Communications.

The radio show is a weekly one-hour live radio broadcast that allows fans the opportunity to hear from Coach Lane Kiffin and other staff and players about Ole Miss Football. The show will air every Thursday during the season at 6 p.m., live from Bourne on the Oxford Square.



REBELS ON TELEVISION

Ole Miss was one of the first football programs in the Southeastern Conference, as well as the nation, to have a game broadcast on television.

On Nov. 13, 1948, WMCT-TV in Memphis telecast the Ole Miss-Tennessee game from Crump Stadium in the "Bluff City."

The game, won by the Rebels, was reported to be the first football game televised from the Mid-South.

The Rebels' first network televised football game was in the 1952 season when they faced Georgia Tech in the 1953 Sugar Bowl on ABC-TV.

Since then, Ole Miss has appeared on 300 regional and national telecasts, and on every major sports network, including ABC, CBS, FOX, NBC, ESPN, ESPN2, ESPNU, SEC Network and FSN.

The Southeastern Conference and ESPN signed a 20-year agreement through 2034 to create and operate a multiplatform network which launched August 14, 2014. The new network and its accompanying digital platform carry SEC content 24/7 and featured more than 1,000 live events in its first year.

The network televises more than 45 SEC football games, more than 100 men's basketball games, 60 women's basketball games, 75 baseball games, and events from across the SEC's 21 sports annually. Programming includes in-depth commentary and analysis in studio shows, daily news and information, original content such as SEC Storied, spring football games, and more.

In 2022, Ole Miss appeared on ABC, CBS twice, ESPN four times, and SEC Network five times.

The Rebels' history on television has been a storied one. The memorable 1969 Ole Miss-Alabama game, which had national record-setting performances by Rebel quarterback Archie Manning and Tide signal caller Scott Hunter, was one of the first college games televised at night.

Ole Miss has compiled a 135-171-2 record in TV games, and 236 of the telecasts have been to national audiences. The first Rebel game to be televised in color was the 1960 Sugar Bowl when Ole Miss shut out LSU 21-0.



GAME-BY-GAME NETWORK TELEVISION RESULTS

1952	Georgia Tech (ABC), New Orleans, 1953 Sugar Bowl	7-24	1988	Alabama (TBS), Tuscaloosa	22-12	2002	Vanderbilt (JP), Oxford	45-38
1953	Arkansas (CBS), Memphis	28-0	1988	LSU (TBS), Baton Rouge	20-31	2002	Florida (CBS), Oxford	17-14
1954	Navy (ABC), New Orleans, 1955 Sugar Bowl	0-21	1989	Florida (TBS), Gainesville	24-19	2002	Alabama (CBS), Tuscaloosa	7-42
1955	TCU (CBS), Dallas, 1956 Cotton Bowl	14-13	1989	Georgia (TBS), Oxford	17-13	2002	Auburn (JP), Oxford	24-31
1957	Texas (NBC), New Orleans, 1958 Sugar Bowl	39-7	1989	Air Force (RAYCOM), Memphis, 1989 Liberty Bowl	42-29	2002	Georgia (ESPN2), Athens	17-31
1958	Florida (CBS), Jacksonville, 1958 Gator Bowl	7-3	1990	Arkansas (RAYCOM), Little Rock	21-17	2002	LSU (ESPN2), Baton Rouge	13-14
1959	LSU (NBC), New Orleans, 1960 Sugar Bowl	21-0	1990	Kentucky (TBS), Oxford	35-29	2002	Mississippi State (ESPN), Oxford	24-12
1960	*LSU (ABC), Oxford	6-6	1990	Georgia (TBS), Athens	28-12	2002	Nebraska (ESPN), Shreveport	27-23
1960	Rice (NBC), New Orleans, 1961 Sugar Bowl	14-6	1990	Tennessee (CBS), Memphis	13-22	2003	Vanderbilt (JP), Nashville	24-21
1961	Arkansas (ABC), Jackson	16-0	1991	Michigan (ESPN), Jacksonville, 1991 Gator Bowl	3-35	2003	Memphis (ESPN2), Memphis	34-44
1961	Texas (CBS), Dallas, 1962 Cotton Bowl	7-12	1991	Tulane (TBS), New Orleans	22-3	2003	Florida (JP), Gainesville	20-17
1962	Arkansas (NBC), New Orleans, 1963 Sugar Bowl	17-13	1991	Georgia (SportSouth), Oxford	17-37	2003	Alabama (JP), Oxford	43-28
1963	*LSU (CBS), Baton Rouge	37-3	1992	*Georgia (ABC), Athens	11-37	2003	Arkansas (ESPN2), Oxford	19-7
1963	Alabama (NBC), New Orleans, 1964 Sugar Bowl	7-12	1992	Alabama (JP), Tuscaloosa	10-31	2003	South Carolina (JP), Oxford	43-40
1964	Mississippi State (NBC), Oxford	17-20	1992	Mississippi State (JP), Oxford	17-10	2003	Auburn (CBS), Auburn	24-20
1964	Tulsa (CBS), Houston, 1964 Bluebonnet Bowl	7-14	1992	Air Force (ESPN), Memphis, 1992 Liberty Bowl	13-0	2003	LSU (CBS), Oxford	14-17
1965	*Tennessee (NBC), Memphis	14-13	1993	Arkansas (JP), Jackson	19-0	2003	Mississippi State (ESPN), Starkville	31-0
1965	*Auburn (ABC), Memphis, 1965 Liberty Bowl	13-7	1993	*Alabama (ABC), Oxford	14-19	2004	Oklahoma State (FOX), Dallas, 2004 SBC Cotton Bowl	31-28
1966	Texas (ABC), Houston, 1966 Bluebonnet Bowl	0-19	1994	Auburn (JP), Oxford	17-22	2004	Alabama (ESPN2), Tuscaloosa	7-28
1967	Alabama (ABC), Birmingham	7-21	1994	Florida (JP), Oxford	14-38	2004	Vanderbilt (JP), Oxford	26-23
1967	*LSU (ABC), Jackson	13-13	1994	*Alabama (ABC), Tuscaloosa	10-21	2004	Tennessee (ESPN2), Oxford	17-21
1967	Texas-El Paso (SN), El Paso, 1967 Sun Bowl	7-14	1996	Auburn (JP/ESPN2), Oxford	45-28	2004	Auburn (ESPN), Oxford	14-35
1968	*Georgia (ABC), Athens	7-21	1996	Tennessee (ESPN), Memphis	3-41	2004	Arkansas (JP), Fayetteville	3-35
1968	Virginia Tech (ABC), Memphis, 1968 Liberty Bowl	34-17	1996	Alabama (ESPN2), Tuscaloosa	0-37	2005	Memphis (ESPN), Memphis	10-6
1969	Alabama (ABC), Birmingham	32-33	1996	Georgia (JP), Athens	31-27	2005	Vanderbilt (JP), Nashville	23-31
1969	*LSU (ABC), Jackson	26-23	1996	Mississippi State (JP/ESPN2), Oxford	0-17	2005	Tennessee (JP), Knoxville	10-27
1970	Arkansas (ABC), New Orleans, 1970 Sugar Bowl	27-22	1997	Auburn (JP/ESPN2), Auburn	9-19	2005	Alabama (CBS), Oxford	10-13
1970	Alabama (ABC), Jackson	48-23	1997	LSU (JP), Baton Rouge	36-21	2005	Auburn (JP), Auburn	3-27
1970	*LSU (ABC), Baton Rouge	17-61	1997	Alabama (JP), Oxford	20-29	2005	LSU (ESPN2), Oxford	7-40
1971	Auburn (NBC), Jacksonville, 1971 Gator Bowl	28-35	1997	Arkansas (ESPN), Oxford	19-9	2005	Mississippi State (ESPN), Oxford	28-25
1971	Georgia Tech (MizLou), Atlanta, 1971 Peach Bowl	41-18	1997	Mississippi State (JP/ESPN2), Starkville	15-14	2006	Missouri (FSN/Turner South), Columbia	7-34
1973	LSU (ABC), Jackson	14-51	1997	Marshall (ESPN), Pontiac, 1997 Ford Motor City Bowl	34-31	2006	Georgia (ESPN2), Oxford	9-14
1973	*Tennessee (ABC), Jackson	28-18	1998	Memphis (JP), Oxford	30-10	2006	Alabama (CBS), Tuscaloosa	(ot) 23-26
1974	*Alabama (ABC), Jackson	21-35	1998	Auburn (FOXSS), Oxford	0-17	2006	Arkansas (LFS), Fayetteville	3-38
1975	*LSU (ABC), Jackson	17-31	1998	Vanderbilt (JP), Nashville	30-6	2006	Auburn (LFS), Oxford	17-23
1977	*Auburn (ABC), Auburn	15-21	1998	Arkansas (JP), Fayetteville	0-34	2007	Memphis (CSS), Memphis	23-21
1977	*LSU (ABC), Jackson	21-28	1998	Mississippi State (ESPN), Oxford	6-28	2007	Florida (LFS), Oxford	24-30
1978	*LSU (ABC), Baton Rouge	8-30	1998	Texas Tech (ESPN), Shreveport, 1998 Sanford Independence Bowl	35-18	2007	Alabama (LFS), Oxford	24-27
1979	*Missouri (ABC) Jackson	7-33	1999	Vanderbilt (JP), Oxford	(ot) 34-37	2007	LSU (CBS), Oxford	24-41
1979	*Tulane (ABC), New Orleans	15-44	1999	Auburn (JP) Auburn	(ot) 24-17	2007	Mississippi State (LFS), Starkville	14-17
1980	*LSU (ABC), Baton Rouge	16-38	1999	Alabama (CBS) Oxford	24-30	2008	Wake Forest (ABC/ESPN2), Winston-Salem	28-30
1982	*Vanderbilt (CBS), Nashville	10-19	1999	Arkansas (ESPN2) Oxford	38-16	2008	Florida (Raycom), Gainesville	31-30
1982	Tulane (TBS), Jackson	45-14	1999	Georgia (ESPN2) Oxford	17-20	2008	Alabama (CBS), Tuscaloosa	20-24
1983	Tennessee (TBS), Knoxville	13-10	1999	Mississippi State (ESPN) Starkville	20-23	2008	Auburn (Raycom), Oxford	17-7
1983	Air Force (MizLou), Shreveport, 1983 Independence Bowl	3-9	1999	Oklahoma (ESPN), Shreveport, 1999 Sanford Independence Bowl	27-25	2008	LSU (CBS), Baton Rouge	31-13
1984	Auburn (TBS), Oxford	13-17	2000	Tulane (JP), Oxford	49-20	2008	Mississippi State (Raycom), Oxford	45-0
1984	Georgia (TBS), Athens	12-18	2000	Auburn (ESPN2), Oxford	27-35	2009	Texas Tech (FOX), Dallas	2009 AT&T Cotton Bowl
1984	Mississippi State (TBS), Jackson	24-3	2000	Vanderbilt (JP), Nashville	12-7	2009	2009 AT&T Cotton Bowl	47-34
1985	Auburn (ESPN), Auburn	0-41	2000	Alabama (ESPN), Tuscaloosa	7-45	2009	Memphis (ESPN), Oxford	45-14
1985	LSU (TBS), Jackson	0-14	2000	LSU (ESPN2), Oxford	9-20	2009	Southeastern Louisiana (CSS), Oxford	52-6
1985	Notre Dame (USA), South Bend	14-37	2000	Georgia (ESPN2), Athens	14-32	2009	South Carolina (ESPN), Columbia	10-16
1985	Tennessee (TBS), Knoxville	14-34	2000	Mississippi State (ESPN), Oxford	45-30	2009	Vanderbilt (ESPNU), Nashville	23-7
1986	Tulane (TBS), Oxford	35-7	2000	West Virginia (ESPN), Nashville, 2000 Music City Bowl	38-49	2009	Alabama (CBS), Oxford	3-22
1986	Georgia (TBS), Athens	10-14	2001	Alabama (JP), Auburn	21-27	2009	UAB (FSN), Oxford	48-13
1986	**LSU (ABC), Baton Rouge	21-19	2001	Alabama (JP), Oxford	27-24	2009	Arkansas (SECN), Oxford	30-17
1986	Tennessee (TBS), Jackson	10-22	2001	LSU (ESPN2), Baton Rouge	35-24	2009	Auburn (SECN), Auburn	20-33
1986	Mississippi State (TBS), Jackson	24-3	2001	Arkansas (ESPN2; ESPN Classic), Oxford	(7 ot) 56-58	2009	Northern Arizona (CSS), Oxford	38-14
1986	Texas Tech (MizLou/USA),		2001	Georgia (JP), Oxford	15-35	2009	Tennessee (CBS), Oxford	42-17
			2001	Mississippi State (ESPN), Starkville	28-36	2009	LSU (CBS), Oxford	25-23
			2001	Vanderbilt (JP), Oxford	38-27	2009	Mississippi St. (SECN), Starkville	27-41
			2002	Memphis (JP), Oxford	38-16	2010	Oklahoma State (FOX), Arlington	2010 AT&T Cotton Bowl
			2002	Texas Tech (ABC), Lubbock	28-42	2010	2010 AT&T Cotton Bowl	21-7
						2010	Jacksonville State (CSS), Oxford	48-49
						2010	^Tulane (ESPN2), New Orleans	27-13
						2010	Vanderbilt (SECN), Oxford	14-28
						2010	^Fresno State (CSS), Oxford	55-38
						2010	^Kentucky (SECN), Oxford	42-35
						2010	Alabama (ESPN2), Tuscaloosa	10-23
						2010	Arkansas (SECN), Fayetteville	24-38
						2010	Auburn (ESPN2), Oxford	31-51

2010	^Louisiana-Lafayette (ESPN), Oxford	43-21
2010	Tennessee (CBS), Knoxville	14-52
2010	LSU (CBS), Baton Rouge	36-43
2010	Mississippi State (ESPN), Starkville	23-31
2011	BYU (ESPN), Oxford	13-14
2011	Vanderbilt (SECN), Nashville	7-30
2011	Georgia (SECN), Oxford	13-27
2011	^Fresno State (ESPN2), Fresno	38-28
2011	Alabama (ESPN2), Oxford	7-52
2011	Arkansas (SECN), Oxford	24-29
2011	Auburn (ESPN), Auburn	23-41
2011	Kentucky (ESPN), Lexington	13-30
2011	Louisiana Tech (CSS), Oxford	7-27
2011	LSU (ESPN), Oxford	3-52
2011	Mississippi State (ESPN), Starkville	3-31
2012	^UTEP (FSN), Oxford	28-10
2012	Texas (ESPN), Oxford	31-66
2012	^Tulane (FSN), New Orleans	39-0
2012	Alabama (ESPN), Tuscaloosa	14-33
2012	Texas A&M (ESPN), Oxford	27-30
2012	^Auburn (SECN), Oxford	41-20
2012	^Arkansas (SECN), Little Rock	30-27
2012	Georgia (CBS), Athens	10-37
2012	Vanderbilt (ESPN), Oxford	26-27
2012	LSU (CBS), Baton Rouge	35-41
2012	^Mississippi State (ESPN), Oxford	41-24
2013	^Pittsburgh (ESPN), Birmingham	
	2013 BBVA Compass Bowl	38-17
2013	^Vanderbilt (ESPN), Nashville	39-35
2013	^Texas (Longhorn Network), Austin	44-23
2013	Alabama (ESPN), Tuscaloosa	0-25
2013	Auburn (ESPN), Auburn	22-30
2013	Texas A&M (ESPN), Oxford	38-41
2013	^LSU (ESPN2), Oxford	27-24
2013	^Idaho (CSS), Oxford	59-14
2013	^Arkansas (SEC-TV), Oxford	34-24
2013	^Troy (ESPN), Oxford	51-21
2013	Missouri (ESPN), Oxford	10-24
2013	Mississippi State (ESPN), Starkville	(ot) 10-17
2013	Georgia Tech (ESPN), Nashville	
	2013 Music City Bowl	25-17
2014	^Boise State (ESPN), Atlanta	
	Chick-fil-A Kickoff Game	35-13
2014	^Vanderbilt (ESPN), Nashville	41-3
2014	^Louisiana-Lafayette (SECN), Oxford	56-15
2014	^Memphis (FSN), Oxford	24-3
2014	^Alabama (CBS), Oxford	23-17
2014	^Texas A&M (ESPN), College Station	35-20
2014	^Tennessee (ESPN), Oxford	34-3
2014	LSU (ESPN), Baton Rouge	7-10
2014	Auburn (ESPN), Oxford	31-35
2014	Presbyterian (SECN), Oxford	48-0
2014	Arkansas (CBS), Fayetteville	0-30
2014	^Mississippi State (CBS), Oxford	31-17
2014	TCU (ESPN), Atlanta	
	Chick-fil-A Peach Bowl	3-42
2015	UT Martin (SECN), Oxford	76-3
2015	Fresno State (SECN), Oxford	73-21
2015	Alabama (ESPN), Tuscaloosa	43-37
2015	Vanderbilt (ESPN), Oxford	27-16
2015	Florida (ESPN), Gainesville	10-38
2015	New Mexico State (SECN), Oxford	52-3
2015	Memphis (ABC), Memphis	24-37
2015	Texas A&M (ESPN), Oxford	23-3
2015	Auburn (ESPN), Auburn	27-19
2015	Arkansas (CBS), Oxford	(ot) 52-53
2015	LSU (CBS), Oxford	38-17
2015	Mississippi State (ESPN2), Starkville	38-27
2016	Oklahoma State (ESPN), New Orleans	
	Sugar Bowl	48-20
2016	Florida State (ESPN), Orlando	34-45
2016	^Wofford (SECN), Oxford	38-13
2016	Alabama (CBS), Oxford	43-48
2016	^Georgia (ESPN), Oxford	45-14
2016	^Memphis (ESPN2), Oxford	48-28

2016	Arkansas (ESPN), Fayetteville	30-34
2016	LSU (ESPN), Baton Rouge	21-38
2016	Auburn (SECN), Oxford	29-40
2016	^Georgia Southern (ESPN), Oxford	37-27
2016	^Texas A&M (SECN), College Station	29-28
2016	Vanderbilt (SECN), Nashville	17-38
2016	Mississippi State (SECN), Oxford	20-55
2017	South Alabama (ESPN), Oxford	47-27
2017	UT Martin (SECN), Oxford	45-23
2017	California (ESPN), Berkeley	16-27
2017	Alabama (ESPN), Tuscaloosa	3-66
2017	Auburn (SECN), Auburn	23-44
2017	Vanderbilt (SECN), Oxford	57-35
2017	LSU (ESPN), Oxford	24-40
2017	Arkansas (SECN), Oxford	37-38
2017	Kentucky (SECN), Lexington	37-34
2017	Louisiana (SECN), Oxford	50-22
2017	Texas A&M (ESPN2), Oxford	24-31
2017	Mississippi State (ESPN), Starkville	31-28
2018	Texas Tech (ESPN), Houston	47-27
2018	Southern Illinois (SECN), Oxford	76-41
2018	Alabama (ESPN), Oxford	7-62
2018	Kent State (SECN), Oxford	38-17
2018	LSU (ESPN), Baton Rouge	16-45
2018	Louisiana-Monroe (SECN), Oxford	70-21
2018	Arkansas (SECN), Little Rock	37-33
2018	Auburn (ESPN), Oxford	16-31
2018	South Carolina (SECN), Oxford	44-48
2018	Texas A&M (CBS), College Station	24-38
2018	Vanderbilt (SECN), Nashville	(ot) 29-36
2018	Mississippi State (ESPN), Oxford	3-35
2019	Memphis (ABC), Memphis	10-15
2019	Arkansas (SECN), Oxford	31-17
2019	Southeastern Louisiana (SECN), Oxford	40-29
2019	California (ESPN), Oxford	20-28
2019	Alabama (CBS), Tuscaloosa	31-59
2019	Vanderbilt (SECN), Oxford	31-6
2019	Missouri (ESPN2), Columbia	27-38
2019	Texas A&M (SECN), Oxford	17-24
2019	Auburn (ESPN), Auburn	14-20
2019	New Mexico State (SECN), Oxford	41-3
2019	LSU (ESPN), Oxford	37-58
2019	Mississippi State (ESPN), Starkville	20-21
2020	Florida (ESPN), Oxford	35-51
2020	Kentucky (SECN), Lexington	(ot), 42-41
2020	Alabama (ESPN), Oxford	48-63
2020	Arkansas (SECN), Fayetteville	21-33
2020	Auburn (SECN), Oxford	28-35
2020	Vanderbilt (SECN), Nashville	54-21
2020	South Carolina (SECN), Oxford	59-42
2020	Mississippi State (SECN), Oxford	31-24
2020	LSU (SECN), Baton Rouge	48-53
2021	Indiana (ABC), Tampa	
	Outback Bowl	26-20
2021	Louisville (ESPN), Atlanta	43-24
2021	Austin Peay (SECN), Oxford	54-17
2021	Tulane (ESPN2), Oxford	61-21
2021	Alabama (CBS), Tuscaloosa	21-42
2021	Arkansas (ESPN), Oxford	52-51
2021	Tennessee (SECN), Knoxville	31-26
2021	LSU (CBS), Oxford	31-17
2021	Auburn (ESPN), Auburn	20-31
2021	Liberty (SECN), Oxford	27-14
2021	Texas A&M (ESPN), Oxford	29-19
2021	Vanderbilt (SECN), Oxford	31-17
2021	Mississippi State (ESPN), Starkville	31-21
2022	Baylor (ESPN), New Orleans	
	Sugar Bowl	7-21
2022	Troy (SECN), Oxford	28-10
2022	Georgia Tech (ABC), Atlanta	42-0
2022	Tulsa (SECN), Oxford	35-27
2022	Kentucky (ESPN), Oxford	22-19
2022	Vanderbilt (SECN), Nashville	52-28
2022	Auburn (ESPN), Oxford	48-34
2022	LSU (CBS), Baton Rouge	20-45

2022	Texas A&M (SECN), College Station	31-28
2022	Alabama (CBS), Oxford	24-30
2022	Arkansas (SECN), Fayetteville	27-42
2022	Mississippi State (ESPN), Oxford	22-24
2022	Texas Tech (ESPN), TaxAct Texas Bowl	25-42

* Regional TV **Split National
 ^ Result vacated by NCAA ruling

ALL-TIME TV RECORD			
	Won	Lost	Tied
Air Force	2	1	0
Alabama	5	29	0
Arkansas	13	12	0
Auburn	6	25	0
Austin Peay	1	0	0
Baylor	0	1	0
BYU	0	1	0
California	0	2	0
Florida	5	4	0
Florida State	0	1	0
Fresno State	1	0	0
Georgia	3	12	0
Georgia Tech	3	1	0
Indiana	1	0	0
Jacksonville State	0	1	0
Kent State	1	0	0
Kentucky	4	1	0
Liberty	1	0	0
Louisiana-Monroe	1	0	0
Louisiana Tech	0	1	0
LSU	11	22	2
Louisiana	1	0	0
Louisville	1	0	0
Marshall	1	0	0
Memphis	7	3	0
Michigan	0	1	0
Mississippi State	12	14	0
Missouri	0	4	0
Navy	0	1	0
Nebraska	1	0	0
New Mexico State	2	0	0
Northern Arizona	1	0	0
Notre Dame	0	1	0
Oklahoma	1	0	0
Oklahoma State	3	0	0
Presbyterian	1	0	0
Rice	1	0	0
South Alabama	1	0	0
South Carolina	2	2	0
Southern Illinois	1	0	0
Southeastern Louisiana	2	0	0
Tennessee	5	8	0
Texas	1	3	0
Texas A&M	3	5	0
Texas-El Paso	1	0	0
Texas Tech	4	2	0
TCU	1	1	0
Troy	1	0	0
Tulane	5	1	0
Tulsa	1	1	0
UAB	1	0	0
UT Martin	2	0	0
Vanderbilt	13	8	0
Virginia Tech	1	0	0
Wake Forest	0	1	0
West Virginia	0	1	0
Totals	135	171	2
#Original Record	163	171	2

THE SEASON: OLE MISS FOOTBALL

Every week during the football season, Ole Miss gives fans an incredible in-depth view into the program with its Emmy award-winning television program, "The Season: Ole Miss Football."

The show debuts each Wednesday night at 6 p.m. CT during the fall at TheSeasonOleMiss.com, and is also the first school-produced television series to air on national television. For the fifth straight year, "The Season" will be shown on ESPNU and several local affiliates.

Not only does "The Season" give you the highlights of the previous week's game, but it takes you into the locker room, training room, practice fields and classrooms from the view-point of the Rebel student-athletes and coaches. The Ole Miss sports production staff even takes you inside the players' houses, hangouts and hometowns for a truly intimate experience.

The show has picked up numerous awards since its creation in 2011, including Southeast Regional Emmy awards in 2014 and 2015 for best daily or weekly sports program and a Gold AVA Award in 2012 for outstanding achievement by creative professionals involved in the concept, direction, design and production of media. In June of 2018, the show received two Southeast Regional Emmys for Short Form Editing and Photography. In 2021 "The Season" was nominated for a Regional Emmy Sports Program Post-Produced Series.

Since Micah Ginn took the reins as creative director for Ole Miss Sports Productions in 2011, his staff has amassed a total of 10 Emmy awards among 39 nominations.

Ole Miss produces "The Season" episodes for all of its sports teams, as well as numerous other video pieces like student-athlete features, event promos, highlight packages, commercials, in-venue pieces, as well as live videoboard shows for home sporting events.

The Ole Miss Sports Productions staff includes Ginn, associate athletics director for sports productions and creative services; Shane Sanford, assistant athletics director for broadcast services; Jimmy Dickerson, Senior Director of Live Productions, Mo Smith, Ryan Cochran, and Scott Wyant, senior producer/directors; Amanda Jones, videographer/editors and Jake Hromada, broadcast communications specialist.



**TheSeasonOleMiss.com
DEBUTS WEDNESDAYS
AT 6 PM**

OLE MISS SPORTS PROPERTIES



Chris Helsel
General Manager



Brandon Hudspeth
Senior Manager of
Business Development




Kim Daves
Manager of
Business Development



Raina McClure
Manager of
Business Development



Evan Sinclair
Manager of
Business Development



Brauch Lindeman
Partnership
Services Coordinator




Kelsey Kellogg
Partnership
Services Coordinator

Ole Miss Sports Properties is the local Learfield IMG College team dedicated to the Rebels. Learfield IMG College, a new company formed following the merger of Learfield and IMG College on Dec. 31, 2018, is the athletics multimedia rightsholder for the University of Mississippi. Headquartered in Plano, Texas, the company has offices across the country, and on campuses nationwide, which allow for extended resources, innovations and national brand opportunities back to its local team dedicated to Ole Miss. Learfield IMG College, with its deep roots in college sports representing institutions

nationwide, has long had the privilege of being an advocate for intercollegiate athletics and the student-athlete experience. Since 2008, it has served as title sponsor for the acclaimed Learfield IMG College Directors' Cup, supporting athletic departments across all divisions.

The Learfield IMG College suite of services includes licensing and multimedia sponsorship management; publishing, broadcasting, digital and social media; ticket sales and professional concessions expertise; branding; campus-wide business and sponsorship development; and venue technology

systems. The company places tremendous emphasis on its people, providing utmost service to its collegiate partners, and cultivating a company which also gives back to the communities in which it serves. The company's people-first mentality and core values of "Build the Team, Grow the Company, Have Fun, and Love and Serve Others" are accentuated through a culture driven to exceed goals, serve its clients enthusiastically, work as a team, celebrate successes, and do what is right and honest in every endeavor.



Ole Miss



**SEASON TICKETS
ON SALE NOW**

OLEMISSSTIX.COM

2022-23 OLE MISS HONORS



Former Ole Miss quarterback Glynn Griffing was one of four legends inducted into the Sugar Bowl Hall of Fam, in conjunction with the 89th annual Allstate Sugar Bowl, on Dec. 31, in New Orleans. Another former Ole Miss quarterback Eli Manning was inducted into the Cotton Bowl Classic Hall of Fame as part of the 13th HOF class.



Two Rebels garnered awards during the Mississippi Sports Hall of Fame & Museum C Spire Outstanding Player Awards on Nov. 29, 2022. Quinshon Judkins was awarded The C Spire Conerly Trophy, as the most outstanding college football player in Mississippi.



Offensive lineman Nick Broeker earned second team All-America accolades by FWAA and Walter Camp in 2022. He didn't allowed a sack in 505 pass blocking snaps and was the anchor for an offense that ranked No. 3 in the FBS in rushing yards per game (261.6).



Nick Broeker was the second Rebel to earn an award at the Mississippi Sports Hall of Fame & Museum C Spire Outstanding Player Awards as the senior picked up The Kent Hull Trophy as the most outstanding offensive collegiate lineman in Mississippi.



Former Ole Miss gridiron standout Jeff Herrod was selected as a member of the Mississippi Sports Hall of Fame, class of 2023. Tony Rosetti (Olympic marksman) and Carol Ross (women's basketball), not pictured, were also inducted as members of the class of 2023.



Ben Williams became just the fourth Rebel in program history to have his number (74) retired by Ole Miss football at the team's game against Mississippi State on Nov. 24, 2022. Manning now accompanies Eli (10) and Archie Manning (18) and Chucky Mullins (38) on the exclusive list.



Michael Oher Makes 2024 College Football Hall of Fame Ballot. He is among 78 former players and nine coaches from the Football Bowl Subdivision included on the 2024 ballot released by the National Football Foundation (NFF) and College Hall of Fame.



Former Ole Miss quarterback and 2003 Maxwell Award winner Eli Manning was one of 14 members of the 2022 Southeastern Conference Football Legends class.

2023

REBEL FOOTBALL



SEPT. 2



SEPT. 9



SEPT. 16



SEPT. 23



SEPT. 30



OCT. 7



OCT. 21



OCT. 28



NOV. 4



NOV. 11



NOV. 18



NOV. 23

HOME GAME

AWAY GAME