

MEDIA GUIDE



2023 OKLAHOMA STATE COWBOY FOOTBALL



OKLAHOMA STATE

STATE

HEAD COACH

MIKE



GUNDY

2011 EDDIE ROBINSON NATIONAL COACH OF THE YEAR AWARD

Fourth among all active head coaches with 156 wins at his school

38 NFL DRAFT PICKS | SIX FIRST-ROUND PICKS

2021 winner of the Grant Teaff Coach of the Year Award

2011 PAUL "BEAR" BRYANT COLLEGE COACH OF THE YEAR AWARD

38 career wins vs. AP Top 25 opponents and 10 wins over top 10 teams

17 STRAIGHT BOWL GAMES AND 17 STRAIGHT WINNING SEASONS

One of six active head coaches with teams who have finished seasons ranked in the FBS top five in total offense and total defense (Mike Gundy, Nick Saban, Kirby Smart, Dabo Swinney, Ryan Day and Mack Brown)

NINTH ALL-TIME IN BOWL WINS IN COLLEGE FOOTBALL HISTORY

Fourth all-time in Big 12 wins

TWO-TIME BIG 12 COACH OF THE YEAR (2021, 2010)

More than 460 graduated student-athletes

28 ALL-AMERICANS



Contents and Quick Facts

Table of Contents

Intro

2	Numerical Roster
3	Alphabetical Roster
4	Roster by Position Group
5	Personnel Breakdown
6	Season Preview Story

Media Information

10	Media Services and Policies
12	Learfield/IMG Cowboy Radio Network
13	Following Online and on Social Media
14	Media Outlets

Coaches and Staff

16	Head Coach Mike Gundy
22	Assistant Coaches
33	Football Support Staff

The Cowboys

38	Player Bios and Stat Capsules
----	-------------------------------

Opponents

86	2023 Opponent Capsules
88	Series History vs. 2023 Opponents
90	Series Record vs. All Opponents
91	Series History vs. All Opponents

2022 in Review

98	Season Story
100	Honors and Recognition
102	Box Scores
107	Starting Lineups/Career Starts
108	Explosive Plays
109	Scoring Summary
110	Drive Analysis
111	OSU in the Big 12 and NCAA Stats
112	Final Statistics

Records

126	Team Single-Game Records
127	Team Single-Season Records
128	Individual Records
130	Team Single-Game Lists
134	Team Single-Season Lists
139	Individual Single-Game Lists
142	Individual Single-Season Lists
146	Individual Career Lists
150	Longest Plays
151	Opponent Records - Single Game
152	Opponent Records - Single Season

History

154	1945 AFCA National Champions
155	The Greatest Season of All Time
156	Cowboys in the Hall of Fame
158	All-Americans
168	National Awards and Honors
170	Conference Awards and Honors
172	Academic Awards and Honors
175	Bowl History
176	Bowl Recaps

History (continued)

192	Bowl Records - Team
193	Bowl Records - Individual
196	Super Bowl Cowboys
197	Cowboys in the Pro Bowl/NFL Draft
199	Cowboys in the NFL
201	Yearly Summary
202	Offense by Year
204	Defense by Year
206	Special Teams by Year
208	Coaching History
209	OSU in the NCAA Stats - Team
211	OSU in the NCAA Stats - Individual
213	Annual Team Leaders
218	100-yard Rushing Games
222	100-yard Receiving Games
224	300-yard Passing Games
225	All-Time Scores
233	OSU vs. AP Top-25 Opponents
235	OSU as an AP Top-25 Team
237	Homecoming Games
238	Non-Saturday Games
239	Holiday Games
240	Televised Games
242	Streaks
244	Letterwinners

The University

252	Oklahoma State University
254	University President Dr. Kayse Shrum
255	Athletic Director Chad Weiberg
256	OSU Athletics Vision Plan
260	OSU Athletic Department
262	Championships
269	Prominent Athletics Alumni
270	Oklahoma State in the Pros
272	Olympians
274	All-Americans
275	OSU Athletics Hall of Honor
278	Learfield Directors' Cup
279	Phillips 66 Bedlam Series
280	Big 12 Conference
282	NIL and POSSE STAR Fund
283	Leadership and Prof. Development
284	Mental Health and Wellness
285	Honoring Academic Success
286	The Cowboy Choice Awards
287	Fan Support
288	Stillwater, Oklahoma
289	America's Greatest Homecoming
290	Oklahoma State Spirit

The Program

292	The Person and the Player
294	Academic Success
296	Boone Pickens Stadium
300	Sherman E. Smith Training Center
301	Home of Explosive Playmakers
302	Oklahoma State and Nike
304	State of the Program

2023 Schedule *(subject to change)*

Sept. 2	Central Arkansas	Oct. 21	at West Virginia
Sept. 9	at Arizona State	Oct. 28	Cincinnati (Homecoming)
Sept. 16	South Alabama	Nov. 4	Oklahoma
Sept. 23	at Iowa State	Nov. 11	at UCF
Sept. 30	BYE	Nov. 18	at Houston
Oct. 6 (Friday)	Kansas State	Nov. 25	BYU
Oct. 14	Kansas	Dec. 2	Big 12 Championship Game

Quick Facts and Team Information

University Information

Location	Stillwater, OK
Founded	Dec. 25, 1890
Colors	Orange and Black
Enrollment	24,041
Conference	Big 12
Team Name	Cowboys
Mascot	Pistol Pete
President	Dr. Kayse Shrum
Athletic Director	Chad Weiberg
Senior Woman Administrator	Karen Hancock
Faculty Athletic Rep	Stephen Clarke
Athletic Web Site	okstate.com
University Web Site	okstate.edu

Football Information

2022 Record	7-6
2022 Conference Record	4-5
2022 Big 12 Finish	5th
2022 Postseason	Guaranteed Rate Bowl Lost to Wisconsin, 24-17
Starters Returning (O/D/S)	16 (10/5/1)
Starters Lost (O/D/S)	20 (8/9/3)
Lettermen Returning (O/D/S)	39 (18/19/2)
Lettermen Lost (O/D/S)	33 (15/15/3)

Stadium Information

Home Facility	Boone Pickens Stadium
Capacity	53,855
Surface	FieldTurf Vertex CORE (2022)
Field Opening	1913
Stadium Opening	1920
Rededication	2009

Head Coach at a Glance

Head Coach	Mike Gundy
Alma Mater	Oklahoma State, 1990
Career Record	156-75/18 Years
OSU Record	Same
Big 12 Record	95-61

Football Staff

Joe Bob Clements	Co-Def. Coordinator/LB
Charlie Dickey	Offensive Line
Tim Duffie	Def. Passing Game Coord./CB
Kasey Dunn	Off. Coord./Assoc. HC/WR
Dan Hammerschmidt	Safeties
Jason McEndoo	Tight Ends/Fullbacks
Bryan Nardo	Defensive Coordinator
Tim Rattay	Quarterbacks
Greg Richmond	Defensive Line
John Wozniak	Running Backs

Stan Eggen	Defense Analyst
Gary Gibbs	Defense Analyst
Bryce Lewis	Defense Analyst
Bradley Thomas	Defense Analyst
Timothy Sanders	Offense Analyst
Chris Thurmond	Offense Analyst
Joseph Foteh	Special Teams Analyst

Travis Britz	Defense Grad. Asst.
Casey McHugh	Defense Grad. Asst.
Jordan Johnson	Offense Grad. Asst.
Tracin Wallace	Offense Grad. Asst.
David Giidden	Offense Quality Control
J.W. Walsh	Offense Quality Control

Operations and Recruiting

Rod Johnson	Director of Operations
Jon Pickle	Asst. Director of Operations
Danielle Clary	Director of FB Administration
Todd Bradford	Director of FB Recruiting
Mariah Turner	Mgr. of On-Campus Recruiting
Josh Gonzales	Asst. Dir. of Recruiting - Off./Prospect Analyst - WR
Richetti Jones	Player Development
Beni Tonga	Player Development/Prospect Analyst - TE/FB
Eddie Simpkins	Staff Assistant/Prospect Analyst - QB
---	---
Zach Allen	Prospect Analyst - OL
Justin Gordon	Prospect Analyst - LB
Lorenzo Joe	Prospect Analyst - RB
DJ Linton	Prospect Analyst - DL
Cameron O'Neal	Prospect Analyst - DB

Athlete Performance

Rob Glass	Assistant A.D.
Jamie Blatnick	Assistant
Gary Calcagno	Assistant
Nate Peoples	Assistant
Mark Smith	Assistant
Lauren Abbott	Nutritionist

Sports Medicine

Dr. Val Gene Iven	Head Team Physician
Scott Parker	Head FB Athletic Trainer
Will Baum	Asst. FB Athletic Trainer
Dr. Mark Pascale	Head Orthopedic Surgeon
Dr. Chris Espinoza	Orthopedic Surgeon
Dr. Seth Boydston	Orthopedic Surgeon
Dr. Austin Taylor	Orthopedic Surgeon

Equipment Room

Justin Williams	FB Equipment Manager
Len Magby	Assistant
Matt Heinrichs	Assistant

Video

Zack Ramsey	Video Coordinator
Alex Norton	Assistant

Digital Media

Chris Deal	Director of Creative Services
Rod Hill	Graphic Design
Dylan Baisden	Graphic Design
Heath Vessels	Creative Video

2023 Oklahoma State Football Guide

The 2023 Oklahoma State Football Guide was written, edited, designed and laid out by Sean Maguire and Gavin Lang with assistance from Roxanne Cantrell and the OSU athletics communications staff. Cover design by Rod Hill. Photography by Bruce Waterfield, OSU Brand Management, Genesee Party Pix Stillwater and Greg Bullard. Additional photos provided by Visit Stillwater, OSU Special Collections and Archives, OSU Communications, the OSU Alumni Association and the Tulsa World.



Numerical Roster

No.	Name	Pos.	Ht.	Wt.	Yr.-Exp.	Hometown / HS / Previous School	No.	Name	Pos.	Ht.	Wt.	Yr.-Exp.	Hometown / HS / Previous School
0	Ollie Gordon II	RB	6-1	211	So.-1L	Fort Worth, TX / Eules Trinity	54	Marcus Duckworth	DT	6-1	300	RJr.-Sq	North Richland Hills, TX / Birdville
0	Lardarius Webb Jr.	S	5-10	175	Jr.-TR	Opelika, AL / Jackson Academy / Jones College	54	Jude Ropp	OL	6-4	280	Fr.-HS	Stillwater, OK / Stillwater
1	Xavier Benson	LB	6-2	224	*RSr.-1L	Texarkana, TX / Pleasant Grove / TTU / Tyler J.C.	56	Jake Henry	OL	6-4	290	RJr.-Sq	Tulsa, OK / Union
1	Arland Bruce IV	WR	5-10	200	Jr.-TR	Olathe, KS / Olathe North / Ankeny / Iowa	56	Xavier Ross	DT	6-4	290	RSr.-2L	Cedar Hill, TX / Cedar Hill
2	Korie Black	CB	6-0	185	Sr.-3L	Waco, TX / Connally	57	Ryan Baker	DE	6-3	235	RJr.-Sq	Cashion, OK / Cashion
2	Talyn Shettron	WR	6-2	195	RFr.-RS	Edmond, OK / Santa Fe	57	Osker Ehrlich	LS	6-3	200	RFr.-RS	Stillwater, OK / Stillwater
3	Jaden Nixon	RB	5-10	185	RSo.-1L	Dallas, TX / Lone Star	58	Viliani Makahununiu	OL	6-4	304	RFr.-RS	Norman, OK / Norman
3	Cam Smith	CB	6-2	191	RSo.-1L	Little Elm, TX / Braswell	59	Kason Shrum	K	6-1	160	RJr.-Sq	Tulsa, OK / Broken Arrow / UA Rich Mountain
4	Nickolas Martin	LB	6-0	215	RSo.-1L	Texarkana, TX / Pleasant Grove	61	Jake Springfield	OL	6-5	323	RSr.-3L	Flower Mound, TX / Flower Mound
5	Jaden Bray	WR	6-2	200	RSo.-1L	Norman, OK / Norman	62	Jamison Mejia	OL	6-5	280	Fr.-HS	Broken Arrow, OK / Broken Arrow
5	Kendal Daniels	S	6-4	213	RSo.-1L	Beggs, OK / Beggs	63	Zeke Zaragoza	LS	5-10	205	*RSr.-Sq	Ontario, CA / Ontario Christian / Dordt / SBVC
6	Zane Flores	QB	6-3	200	Fr.-HS	Gretna, NE / Gretna	64	Jarrett Henry	OL	6-6	310	So.-TR	Palestine, TX / Palestine / Trinity Valley CC
6	Lyrik Rawls	S	6-1	212	RSo.-1L	Jefferson, TX / Marshall	65	Hilton Marsh	OL	6-0	275	RSo.-Sq	Keller, TX / Keller
7	Alan Bowman	QB	6-4	209	*RSr.-TR	Grapevine, TX / Grapevine / Texas Tech / Michigan	66	Joe Michalski	OL	6-4	303	RSr.-3L	Kansas City, KS / St. Thomas Aquinas
7	Cameron Epps	CB	6-3	208	RFr.-RS	St. Louis, MO / Chaminade	67	Cole Birmingham	OL	6-5	325	RSr.-1L	Katy, TX / Katy
8	Blaine Green	WR	6-1	220	RSo.-1L	Allen, TX / Allen	67	Jaelen Tucker	DT	6-1	269	RFr.-RS	Oklahoma City, OK / Edmond Santa Fe
8	D.J. McKinney	CB	6-0	174	RFr.-RS	Colleyville, TX / Colleyville Heritage	68	Taylor Miterko	OL	6-6	296	RFr.-3L	Carlsbad, NM / Carlsbad
9	Trey Rucker	S	6-0	207	RSr.-1L	Fairfax, VA / Flint Hill / Wake Forest	69	Evan Bax	OL	6-4	280	RFr.-3L	East Cobb, GA / Walton
10	Rashod Owens	WR	6-2	219	RJr.-2L	San Antonio, TX / Roosevelt	69	Logan Ward	K	6-0	210	RSo.-1L	Edmond, OK / Deer Creek
10	Kale Smith	CB	5-11	170	RSo.-Sq	Oklahoma City, OK / Midwest City	70	Jack Endean	OL	6-6	297	Fr.-HS	Tucson, AZ / Tanque Verde
11	Tabry Shettron	TE	6-4	231	RFr.-RS	Edmond, OK / Santa Fe	70	Jed Wagner	DT	6-2	307	RSo.-Sq	Tulsa, OK / Cascia Hall
11	Dylan Smith	CB	5-11	170	Fr.-HS	Little Elm, TX / Braswell	71	Dalton Cooper	OL	6-7	311	RFr.-TR	Prague, OK / Prague / Texas State
12	Kam Franklin	S	6-2	190	Fr.-HS	Oak Grove, LA / Oak Grove	71	Aden Kelley	DT	6-2	295	RSo.-1L	Thomas, OK / Thomas-Fay-Custer
12	Gunnar Gundy	QB	6-1	200	RSo.-1L	Stillwater, OK / Stillwater	72	Calvin Harvey	OL	6-8	345	RFr.-RS	Houston, TX / Ridge Point
13	RJ Lester	CB	6-1	175	Fr.-HS	Fort Smith, AR / Northside	73	Jason Brooks Jr.	OL	6-4	298	RJr.-1L	Houston, TX / Dobie / Vanderbilt
13	Garret Rangel	QB	6-2	189	RFr.-1L	Frisco, TX / Lone Star	74	Preston Wilson	OL	6-5	295	RSr.-3L	Argyle, TX / Argyle
14	Nick Session	S	6-0	193	RJr.-1L	Gardena, CA / East (UT)	75	Jakobe Sanders	OL	6-3	336	Fr.-HS	Stillwater, OK / Stillwater
14	Peyton Thompson	QB	6-1	214	RSr.-TR	Tulsa, OK / Union / Oklahoma State / Central Oklahoma	77	Noah McKinney	OL	6-5	317	RFr.-TR	Henderson, NV / Coronado / UNLV
15	Ty Williams	S	6-0	200	RSo.-1L	Muskogee, OK / Muskogee	78	Davis Dotson	OL	6-6	301	RFr.-RS	Tulsa, OK / Berryhill
17	Leon Johnson III	WR	6-5	207	Sr.-TR	Bothell, WA / Bothell / George Fox	79	Wes Pahl	P	6-5	200	RJr.-TR	Columbus, GA / Brookstone / Western Kentucky
17	Tywon Wray Jr.	S	6-2	185	Fr.-HS	Smyrna, GA / Campbell	79	Gage Stanaland	OL	6-5	285	Fr.-HS	Tuscola, TX / Jim Ned
19	Alex Hale	K	6-0	205	*RSr.-3L	Point Frederick, NSW, Australia / St. Edward's	80	Brennan Presley	WR	5-8	175	Sr.-3L	Tulsa, OK / Bixby
19	Gabriel Rodriguez	S	5-9	165	Fr.-HS	Wagoner, OK / Wagoner	81	Camron Heard	WR	6-0	160	Fr.-HS	Houston, TX / Furr
20	DeSean Buckner	CB	6-0	205	RJr.-Sq	Pine Bluff, AR / White Hall	82	Quinton Stewart	TE	6-2	255	RJr.-1L	Salina, KS / Salina Central
20	Sesi Vailahi	RB	5-11	195	Fr.-HS	Salt Lake City, UT / West	83	Cale Cabbiness	WR	6-2	200	RJr.-2L	Norman, OK / Norman North
22	Jeff Roberson	LB	6-1	230	RJr.-1L	Harrah, OK / Choctaw	84	Mason Gilkey	WR	6-3	175	RFr.-RS	Pawhuska, OK / Pawhuska
23	Kenneth Harris	CB	6-0	193	Sr.-TR	Columbia, LA / Caldwell Parish / Arkansas State	85	Tykie Andrews	WR	6-1	185	Fr.-HS	Enid, OK / Enid
23	Jalen Pope	WR	6-0	185	Fr.-HS	Aledo, TX / Aledo	86	Ian Edenfield	TE	6-5	272	*RSr.-TR	Uniontown, PA / Laurel Highlands / California (PA)
24	De'kelvion Beamon	CB	6-0	203	RSo.-Sq	Shreveport, LA / Huntington	87	DeSean Brown	DE	6-3	254	RFr.-RS	Choctaw, OK / Choctaw
24	Elijah Collins	RB	6-0	220	*RSr.-TR	Detroit, MI / University of Detroit Jesuit / Michigan State	87	Cason Cabbiness	WR	6-2	175	Fr.-HS	Norman, OK / Norman North
25	Hudson Devins	RB	5-11	205	Fr.-HS	Berea, OH / Berea-Midpark	88	Landon Dean	DE	6-5	270	RFr.-RS	Frontenac, KS / Frontenac
25	Ike Esonwune	LB	6-2	215	Fr.-HS	Austin, TX / Manor	88	De'Zhaun Stribling	WR	6-3	205	Jr.-TR	Kapolei, HI / Kapolei / Washington State
26	Jordan Reagan	CB	6-1	184	RJr.-2L	Okmulgee, OK / Bixby	90	AJ Ridener	DT	6-1	321	RFr.-RS	Jenks, OK / Jenks
27	Raymond Gay II	S	5-10	180	RSo.-1L	Red Oak, TX / Red Oak	90	Braden Cassidy	FB	6-2	241	*RSr.-4L	Austin, TX / Westlake
28	Eli Williams	S	6-1	184	RFr.-RS	Stillwater, OK / Stillwater	91	Jaedon Foreman	DE	6-5	250	Fr.-HS	Del City, OK / Del City
29	Hudson Kaak	P	6-1	222	Fr.-HS	Seymour, VIC, Australia / ProKick Australia	92	Nathan Latu	DE	6-4	265	*RSr.-2L	Salt Lake City, UT / Olympus / Snow College
29	Cooper Lai	S	6-1	180	Fr.-HS	Tulsa, OK / Cascia Hall	93	Collin Clay	DT	6-3	310	RSr.-1L	Oklahoma City, OK / Putnam City / Arkansas
30	Collin Oliver	LB	6-2	235	Jr.-2L	Oklahoma City, OK / Edmond Santa Fe	94	Anthony Goodlow	DE	6-5	283	*RSr.-TR	Del City, OK / Del City / Tulsa
31	Chance Clements	LB	6-2	207	RFr.-RS	Stillwater, OK / Stillwater	95	Jaleel Johnson	DE	6-4	244	RFr.-RS	Oklahoma City, OK / Putnam City North
32	Gabe Brown	LB	6-2	224	RFr.-RS	Stillwater, OK / Stillwater	96	Kody Walterscheid	DE	6-6	281	RSr.-3L	Muenster, TX / Muenster
33	Donovan Stephens	LB	6-0	220	RSo.-1L	Del City, OK / Del City	97	Justin Kirkland	DT	6-4	346	So.-TR	Roy, UT / Roy / Utah Tech
35	Poasa Utu	LB	6-1	205	Fr.-HS	Arlington, TX / Kennedale	98	Ricky Lolohea	DT	6-4	307	Fr.-HS	Eules, TX / Trinity
36	Ty Walls	WR	6-0	180	Fr.-HS	Jenks, OK / Jenks	99	Iman Oates	DT	6-3	308	Jr.-TR	Tulsa, OK / Edison / Northeastern Oklahoma A&M
37	Isreal Isuman-Hundley	DE	6-5	257	RSr.-Sq	Colleyville, TX / Heritage	<i>* Player has elected to use an extra year of eligibility due to NCAA ruling surrounding COVID-19. (Eligibility for all players has been advanced as if it was a normal season, but players who were eligible in 2020 have an extra year of eligibility)</i>						
37	Seth Swirczynski	WR	5-11	191	RFr.-RS	Muenster, TX / Sacred Heart	Pronunciations						
38	Jake Schultz	FB	6-3	241	RSr.-3L	Prague, OK / Prague	0	Lardarius Webb Jr.	lahr-DARE-E-us	51	Austin Kawecki	kuh-WECK-ee	
38	Kade Welcher	S	6-0	182	RSo.-HS	Rockwall, TX / Rockwall	1	Xavier Benson	EX-ay-vure	56	Xavier Ross	ZAY-vure	
39	Parker Robertson	S	5-11	180	RSo.-1L	Dallas, TX / Dallas Christian	2	Talyn Shettron	TAL-in SHEH-tron	57	Osker Ehrlich	UR-lick	
40	Garrick Martin	S	6-0	182	RJr.-Sq	Stillwater, OK / Stillwater / Emporia State	6	Zane Flores	FLOORS	58	Viliani Makahununiu	VIL-ee-AH-mee	
41	Constantino Borrelli	LB	5-11	220	RJr.-Sq	Ramsey, NJ / Don Bosco Prep	6	Lyrik Rawls	LEER-ick	MAH-kah-HOO-new-NEE-oo			
42	Grant Mirabal	LB	6-2	230	Fr.-HS	Argyle, TX / Argyle	11	Tabry Shettron	TAY-bree SHEH-tron	62	Jamison Mejia	muh-HE-uh	
44	Shea Freibaum	LS	6-1	200	Fr.-HS	Scottsdale, AZ / Saguro	13	Garret Rangel	ran-GELL	63	Zeke Zaragoza	zare-uh-GO-zuh	
44	Justin Wright	LB	6-2	244	*RSr.-TR	Abiene, TX / Cooper / Tulsa	20	Sesi Vailahi	sess-E vy-LAH-he	66	Joe Michalski	muh-HALL-skee	
45	Justin Crutchmer	LB	6-0	180	Fr.-HS	Pearcy, AR / Lake Hamilton	22	Jeff Roberson	ROB-er-son	68	Taylor Miterko	mih-TERK-oh	
45	Josiah Johnson	TE	6-5	235	*RSr.-TR	Jacksonville, FL / Bolles School / UMass	24	De'kelvion Beamon	duh-KELL-vee-on BEE-mun	70	Jack Endean	en-DEEN	
47	Luke McEndoo	FB	6-1	256	RSo.-Sq	Stillwater, OK / Stillwater	25	Ike Esonwune	IKE eh-sahn-woo-NAY	86	Ian Edenfield	ED-en-field	
47	Patrick Ojo	DE	6-2	238	RFr.-RS	Grand Prairie, TX / Lake Ridge	26	Jordan Reagan	RAY-gin	92	Nathan Latu	LAH-too	
48	Bryce Drummond	TE	6-3	219	RSo.-TR	Pawhuska, OK / Pawhuska / North Texas	35	Poasa Utu	po-AH-suh OO-too	96	Kody Walterscheid	walter-SHIED	
48	Elijah Wright	LB	5-9	237	RJr.-Sq	Vian, OK / Vian / Central Oklahoma	37	Isreal Isuman-Hundley	iss-OO-mahn HUND-lee	(not walter-SHEED)			
49	Thomas Murray	K	5-11	175	RFr.-TR	Shreveport, LA / Captain Shreve / Temple	37	Seth Swirczynski	swur-ZIN-skee	98	Ricky Lolohea	lo-lo-HEY-uh	
51	Bo Hardy	LB	5-11	213	RJr.-1L	Piedmont, OK / Piedmont	41	Constantino Borrelli	CON-stuhn-TEE-no bore-RELL-ee	99	Iman Oates	EYE-muhn	
51	Austin Kawecki	OL	6-5	281	RFr.-RS	Frisco, TX / Lebanon Trail	44	Shea Freibaum	FRY-bom				
52	Garrett Keith	OL	6-4	275	Fr.-HS	Ardmore, OK / Plainview	47	Luke McEndoo	MACK-en-doo				
53	Andrew McCall	LB	6-0	209	Fr.-HS	Atoka, OK / Atoka							
53	Sean Rich	OL	6-6	290	Fr.-HS	Waukomis, OK / Pioneer							



Alphabetical Roster

No.	Name	Pos.	Ht.	Wt.	Yr.-Exp.	Hometown / HS / Previous School
85	Tykie Andrews	WR	6-1	185	Fr.-HS	Enid, OK / Enid
57	Ryan Baker	DE	6-3	235	RJr.-Sq	Cashion, OK / Cashion
69	Evan Bax	OL	6-4	280	RFr.-RS	East Cobb, GA / Walton
24	De'kelvion Beamon	CB	6-0	203	RSo.-Sq	Shreveport, LA / Huntington
1	Xavier Benson	LB	6-2	224	*RSr.-1L	Texarkana, TX / Pleasant Grove / TTU / Tyler J.C.
67	Cole Birmingham	OL	6-5	325	RSr.-1L	Katy, TX / Katy
2	Korie Black	CB	6-0	185	Sr.-3L	Waco, TX / Connally
41	Constantino Borrelli	LB	5-11	220	RJr.-Sq	Ramsey, NJ / Don Bosco Prep
7	Alan Bowman	QB	6-4	209	*RSr.-TR	Grapevine, TX / Grapevine / Texas Tech / Michigan
5	Jaden Bray	WR	6-2	200	RSo.-1L	Norman, OK / Norman
73	Jason Brooks Jr.	OL	6-4	298	RJr.-1L	Houston, TX / Dobie / Vanderbilt
87	DeSean Brown	DE	6-3	254	RFr.-RS	Choctaw, OK / Choctaw
32	Gabe Brown	LB	6-2	224	RFr.-RS	Stillwater, OK / Stillwater
1	Arland Bruce IV	WR	5-10	200	Jr.-TR	Olathe, KS / Olathe North / Ankeny / Iowa
20	DeSean Duckner	CB	6-0	205	RJr.-Sq	Pine Bluff, AR / White Hall
83	Cale Cabiness	WR	6-2	200	RJr.-2L	Norman, OK / Norman North
87	Cason Cabiness	WR	6-2	175	Fr.-HS	Norman, OK / Norman North
90	Bradben Cassity	FB	6-2	241	*RSr.-4L	Austin, TX / Westlake
93	Collin Clay	DT	6-3	310	RSr.-1L	Oklahoma City, OK / Putnam City / Arkansas
31	Chance Clements	LB	6-2	207	RFr.-RS	Stillwater, OK / Stillwater
24	Elijah Collins	RB	6-0	220	*RSr.-TR	Detroit, MI / University of Detroit Jesuit / Michigan State
71	Dalton Cooper	OL	6-7	311	RSr.-TR	Prague, OK / Prague / Texas State
45	Justin Crutchmer	LB	6-0	180	Fr.-HS	Pearcy, AR / Lake Hamilton
5	Kendal Daniels	S	6-4	213	RSo.-1L	Beggs, OK / Beggs
88	Landon Dean	DE	6-5	270	RFr.-RS	Frontenac, KS / Frontenac
25	Hudson Devins	RB	5-11	205	Fr.-HS	Berea, OH / Berea-Midpark
78	Davis Dotson	OL	6-6	301	RFr.-RS	Tulsa, OK / Berryhill
48	Bryce Drummond	TE	6-3	219	RSo.-TR	Pawhuska, OK / Pawhuska / North Texas
54	Marcus Duckworth	DT	6-1	300	RJr.-Sq	North Richland Hills, TX / Birdville
86	Ian Edenfield	TE	6-5	272	*RSr.-TR	Uniontown, PA / Laurel Highlands / California (PA)
57	Osker Ehrlich	LS	6-3	200	RFr.-RS	Stillwater, OK / Stillwater
70	Jack Endean	OL	6-6	297	Fr.-HS	Tucson, AZ / Tanque Verde
7	Cameron Epps	CB	6-3	208	RFr.-RS	St. Louis, MO / Chaminade
25	Ike Esonwune	LB	6-2	215	Fr.-HS	Austin, TX / Manor
6	Zane Flores	QB	6-3	200	Fr.-HS	Gretna, NE / Gretna
91	Jaedon Foreman	DE	6-5	250	Fr.-HS	Del City, OK / Del City
12	Kam Franklin	S	6-2	190	Fr.-HS	Oak Grove, LA / Oak Grove
44	Shea Freibaum	LS	6-1	200	Fr.-HS	Scottsdale, AZ / Saguaro
27	Ramond Gay II	S	5-10	180	RSo.-1L	Red Oak, TX / Red Oak
84	Mason Gilkey	WR	6-3	175	RFr.-RS	Pawhuska, OK / Pawhuska
94	Anthony Goodlow	DE	6-5	283	*RSr.-TR	Del City, OK / Del City / Tulsa
0	Ollie Gordon II	RB	6-1	211	So.-1L	Fort Worth, TX / Eules Trinity
8	Blaine Green	WR	6-1	220	RSo.-1L	Allen, TX / Allen
12	Gunnar Gundy	QB	6-1	200	RSo.-1L	Stillwater, OK / Stillwater
19	Alex Hale	K	6-0	205	*RSr.-3L	Point Frederick, NSW, Australia / St. Edward's
51	Bo Hardy	LB	5-11	213	RJr.-1L	Piedmont, OK / Piedmont
23	Kenneth Harris	CB	6-0	193	Sr.-TR	Columbia, LA / Caldwell Parish / Arkansas State
72	Calvin Harvey	OL	6-8	345	RFr.-RS	Houston, TX / Ridge Point
81	Camron Heard	WR	6-0	160	Fr.-HS	Houston, TX / Furr
56	Jake Henry	OL	6-4	290	RJr.-Sq	Tulsa, OK / Union
64	Jarrett Henry	OL	6-6	310	So.-TR	Palestine, TX / Palestine / Trinity Valley CC
37	Iseal Isuman-Hundley	DE	6-5	257	RSr.-Sq	Colleyville, TX / Heritage
95	Jarell Johnson	DE	6-4	244	RFr.-RS	Oklahoma City, OK / Putnam City North
45	Josiah Johnson	TE	6-5	235	*RSr.-TR	Jacksonville, FL / Bolles School / UMass
17	Leon Johnson III	WR	6-5	207	Sr.-TR	Bothell, WA / Bothell / George Fox
29	Hudson Kaak	P	6-1	221	Fr.-HS	Seymour, VIC, Australia / ProKick Australia
51	Austin Kawecki	OL	6-5	281	RFr.-RS	Frisco, TX / Lebanon Trail
52	Garrett Keith	OL	6-4	275	Fr.-HS	Ardmore, OK / Plainview
71	Aden Kelley	DT	6-2	295	RSo.-1L	Thomas, OK / Thomas-Fay-Custer
97	Justin Kirkland	DT	6-4	346	So.-TR	Roy, UT / Roy / Utah Tech
29	Cooper Lai	S	6-1	180	Fr.-HS	Tulsa, OK / Cascia Hall
92	Nathan Latu	DE	6-4	265	*RSr.-2L	Salt Lake City, UT / Olympus / Snow College
13	RJ Lester	CB	6-1	175	Fr.-HS	Fort Smith, AR / Northside
98	Ricky Lolohea	DT	6-4	307	Fr.-HS	Eules, TX / Trinity
58	Viliani Makahununiu	OL	6-4	304	RFr.-RS	Norman, OK / Norman
65	Hilton Marsh	OL	6-0	275	RSo.-Sq	Keller, TX / Keller
40	Garrick Martin	S	6-0	182	RJr.-Sq	Stillwater, OK / Stillwater / Emporia State
4	Nickolas Martin	LB	6-0	215	RSo.-1L	Texarkana, TX / Pleasant Grove
53	Andrew McCall	LB	6-0	209	Fr.-HS	Atoka, OK / Atoka
47	Luke McEndoo	FB	6-1	256	RSo.-Sq	Stillwater, OK / Stillwater
8	D.J. McKinney	CB	6-0	174	RFr.-RS	Colleyville, TX / Colleyville Heritage
77	Noah McKinney	OL	6-5	317	RFr.-TR	Henderson, NV / Coronado / UNLV
62	Jamison Mejia	OL	6-5	280	Fr.-HS	Broken Arrow, OK / Broken Arrow
66	Joe Michalski	OL	6-4	303	RSr.-3L	Kansas City, KS / St. Thomas Aquinas
42	Grant Mirabal	LB	6-2	230	Fr.-HS	Argyle, TX / Argyle

No.	Name	Pos.	Ht.	Wt.	Yr.-Exp.	Hometown / HS / Previous School
68	Taylor Miterko	OL	6-6	296	RSr.-3L	Carlsbad, NM / Carlsbad
49	Thomas Murray	K	5-11	175	RFr.-TR	Shreveport, LA / Captain Shreve / Temple
3	Jaden Nixon	RB	5-10	185	RSo.-1L	Dallas, TX / Lone Star
99	Iman Oates	DT	6-3	308	Jr.-TR	Tulsa, OK / Edison / Northeastern Oklahoma A&M
47	Patrick Ojo	DE	6-2	238	RFr.-RS	Grand Prairie, TX / Lake Ridge
30	Collin Oliver	LB	6-2	235	Jr.-2L	Oklahoma City, OK / Edmond Santa Fe
10	Rashod Owens	WR	6-2	219	RJr.-2L	San Antonio, TX / Roosevelt
79	Wes Pahl	P	6-5	200	RJr.-TR	Columbus, GA / Brookstone / Western Kentucky
23	Jalen Pope	WR	6-0	185	Fr.-HS	Aledo, TX / Aledo
80	Brennan Presley	WR	5-8	175	Sr.-3L	Tulsa, OK / Bixby
13	Garret Rangel	QB	6-2	189	RFr.-1L	Frisco, TX / Lone Star
6	Lyrrik Rawls	S	6-1	212	RSo.-1L	Jefferson, TX / Marshall
26	Jordan Reagan	CB	6-1	184	RJr.-2L	Okmulgee, OK / Bixby
53	Sean Rich	OL	6-6	290	Fr.-HS	Waukomis, OK / Pioneer
90	AJ Ridener	DT	6-1	321	RFr.-RS	Jenks, OK / Jenks
22	Jeff Roberson	LB	6-1	230	RJr.-1L	Harrah, OK / Choctaw
39	Parker Robertson	S	5-11	180	RSo.-1L	Dallas, TX / Dallas Christian
19	Gabriel Rodriguez	S	5-9	165	Fr.-HS	Wagoner, OK / Wagoner
54	Jude Ropp	OL	6-4	280	Fr.-HS	Stillwater, OK / Stillwater
56	Xavier Ross	DT	6-4	290	RSr.-2L	Cedar Hill, TX / Cedar Hill
9	Trey Rucker	S	6-0	207	RSr.-1L	Fairfax, VA / Flint Hill / Wake Forest
75	Jakobe Sanders	OL	6-3	336	Fr.-HS	Stillwater, OK / Stillwater
38	Jake Schultz	FB	6-3	241	RSr.-3L	Prague, OK / Prague
14	Nick Session	S	6-0	193	RJr.-1L	Gardena, CA / East (UT)
11	Tabry Shettron	TE	6-4	231	RFr.-RS	Edmond, OK / Santa Fe
2	Talyn Shettron	WR	6-2	195	RFr.-RS	Edmond, OK / Santa Fe
59	Kason Shrum	K	6-1	160	RJr.-Sq	Tulsa, OK / Broken Arrow / UA Rich Mountain
3	Cam Smith	CB	6-2	191	RSo.-1L	Little Elm, TX / Braswell
11	Dylan Smith	CB	5-11	170	Fr.-HS	Little Elm, TX / Braswell
10	Kale Smith	CB	5-11	170	RSo.-Sq	Oklahoma City, OK / Midwest City
61	Jake Springfield	OL	6-5	323	RSr.-3L	Flower Mound, TX / Flower Mound
79	Gage Stanaland	OL	6-5	285	Fr.-HS	Tuscola, TX / Jim Ned
33	Donovan Stephens	LB	6-0	220	RSo.-1L	Del City, OK / Del City
82	Quinton Stewart	TE	6-2	255	RJr.-1L	Salina, KS / Salina Central
88	De'Zhaun Stribling	WR	6-3	205	Jr.-TR	Kapolei, HI / Kapolei / Washington State
37	Seth Swirczynski	WR	5-11	191	RFr.-RS	Muenster, TX / Sacred Heart
14	Peyton Thompson	QB	6-1	214	RSr.-TR	Tulsa, OK / Union / Oklahoma State / Central Oklahoma
67	Jaelen Tucker	DT	6-1	269	RFr.-RS	Oklahoma City, OK / Edmond Santa Fe
35	Poasa Utu	LB	6-1	205	Fr.-HS	Arlington, TX / Kennedale
20	Sesi Vailahi	RB	5-11	195	Fr.-HS	Salt Lake City, UT / West
70	Jed Wagner	DT	6-2	307	RSo.-Sq	Tulsa, OK / Cascia Hall
36	Ty Walls	WR	6-0	180	Fr.-HS	Jenks, OK / Jenks
96	Kody Walterscheid	DE	6-6	281	RSr.-3L	Muenster, TX / Muenster
69	Logan Ward	K	6-0	210	RSo.-1L	Edmond, OK / Deer Creek
0	Lardarius Webb Jr.	S	5-10	175	Jr.-TR	Opelika, AL / Jackson Academy / Jones College
38	Kade Welcher	S	6-0	182	RSo.-HS	Rockwall, TX / Rockwall
28	Eli Williams	S	6-1	184	RFr.-RS	Stillwater, OK / Stillwater
15	Ty Williams	S	6-0	200	RSo.-1L	Muskogee, OK / Muskogee
74	Preston Wilson	OL	6-5	295	RSr.-3L	Argyle, TX / Argyle
17	Tywon Wray Jr.	S	6-2	185	Fr.-HS	Smyrna, GA / Campbell
48	Elijah Wright	LB	5-9	237	RJr.-Sq	Vian, OK / Vian / Central Oklahoma
44	Justin Wright	LB	6-2	244	*RSr.-TR	Abilene, TX / Cooper / Tulsa
63	Zeke Zaragoza	LS	5-10	205	*RSr.-Sq	Ontario, CA / Ontario Christian / Dordt / SBVC

* Player has elected to use an extra year of eligibility due to NCAA ruling surrounding COVID-19. (Eligibility for all players has been advanced as if it was a normal season, but players who were eligible in 2020 have an extra year of eligibility)

Pronunciations

24	De'kelvion Beamon	duh-KELL-vee-on BEE-mun	68	Taylor Miterko	mih-TERK-oh
1	Xavier Benson	EX-ay-vure	99	Iman Oates	EYE-muhn
41	Constantino Borrelli	CON-stuhn-TEE-no bore-RELL-ee	13	Garret Rangel	ran-GELL
86	Ian Edenfield	ED-en-field	6	Lyrrik Rawls	LEER-ick
57	Osker Ehrlich	UR-lick	26	Jordan Reagan	RAY-gin
70	Jack Endean	en-DEEN	22	Jeff Roberson	ROB-er-son
25	Ike Esonwune	IKE eh-sahn-woo-NAY	56	Xavier Ross	ZAY-vure
6	Zane Flores	FLOORS	11	Tabry Shettron	TAY-bree SHEH-tron
44	Shea Freibaum	FRY-bom	2	Talyn Shettron	TAL-in SHEH-tron
37	Iseal Isuman-Hundley	iss-OO-mahn HUND-lee	37	Seth Swirczynski	swur-ZIN-skee
51	Austin Kawecki	kuh-WECK-ee	35	Poasa Utu	po-AH-suh OO-too
92	Nathan Latu	LAH-too	20	Sesi Vailahi	sess-E vy-LAH-he
98	Ricky Lolohea	lo-lo-HEY-uh	96	Kody Walterscheid	walter-SHIED
58	Viliani Makahununiu	VIL-ee-AH-mee			(not walter-SHEED)
47	Luke McEndoo	MAH-kah-HOO-new-NEE-oo	0	Lardarius Webb Jr.	lahr-DARE-E-us
62	Jamison Mejia	MACK-en-doo	63	Zeke Zaragoza	zare-uh-GO-zuh
66	Joe Michalski	muh-HALL-skee			



Roster by Position Groups

Fullbacks

No.	Name	Pos.	Ht.	Wt.	Yr.-Exp.	Hometown / HS / Previous School
38	Jake Schultz	FB	6-3	241	RSr.-3L	Prague, OK / Prague
47	Luke McEndoo	FB	6-1	256	RSo.-Sq	Stillwater, OK / Stillwater
90	Braden Cassity	FB	6-2	241	*RSr.-4L	Austin, TX / Westlake

Offensive Line

No.	Name	Pos.	Ht.	Wt.	Yr.-Exp.	Hometown / HS / Previous School
51	Austin Kawecki	OL	6-5	281	RFr.-RS	Frisco, TX / Lebanon Trail
52	Garrett Keith	OL	6-4	275	Fr.-HS	Ardmore, OK / Plainview
53	Sean Rich	OL	6-6	290	Fr.-HS	Waukomis, OK / Pioneer
54	Jude Ropp	OL	6-4	280	Fr.-HS	Stillwater, OK / Stillwater
56	Jake Henry	OL	6-4	290	RJr.-Sq	Tulsa, OK / Union
58	Viliani Makahunui	OL	6-4	304	RFr.-RS	Norman, OK / Norman
61	Jake Springfield	OL	6-5	323	RSr.-3L	Flower Mound, TX / Flower Mound
62	Jamison Mejia	OL	6-5	280	Fr.-HS	Broken Arrow, OK / Broken Arrow
64	Jarrett Henry	OL	6-6	310	So.-TR	Palestine, TX / Palestine / Trinity Valley CC
65	Hilton Marsh	OL	6-0	275	RSo.-Sq	Keller, TX / Keller
66	Joe Michalski	OL	6-4	303	RSr.-3L	Kansas City, KS / St. Thomas Aquinas
67	Cole Birmingham	OL	6-5	325	RSr.-1L	Katy, TX / Katy
68	Taylor Miterko	OL	6-6	296	RSr.-3L	Carlsbad, NM / Carlsbad
69	Evan Bax	OL	6-4	280	RFr.-RS	East Cobb, GA / Walton
70	Jack Endean	OL	6-6	297	Fr.-HS	Tucson, AZ / Tanque Verde
71	Dalton Cooper	OL	6-7	311	RSr.-TR	Prague, OK / Prague / Texas State
72	Calvin Harvey	OL	6-8	345	RFr.-RS	Houston, TX / Ridge Point
73	Jason Brooks Jr.	OL	6-4	298	RJr.-1L	Houston, TX / Dobie / Vanderbilt
74	Preston Wilson	OL	6-5	295	RSr.-3L	Argyle, TX / Argyle
75	Jakobe Sanders	OL	6-3	336	Fr.-HS	Stillwater, OK / Stillwater
77	Noah McKinney	OL	6-5	317	RFr.-TR	Henderson, NV / Coronado / UNLV
78	Davis Dotson	OL	6-6	301	RFr.-RS	Tulsa, OK / Berryhill
79	Gage Stanaland	OL	6-5	285	Fr.-HS	Tuscola, TX / Jim Ned

Quarterbacks

No.	Name	Pos.	Ht.	Wt.	Yr.-Exp.	Hometown / HS / Previous School
6	Zane Flores	QB	6-3	200	Fr.-HS	Gretna, NE / Gretna
7	Alan Bowman	QB	6-4	209	*RSr.-TR	Grapevine, TX / Grapevine / Texas Tech / Michigan
12	Gunnar Gundy	QB	6-1	200	RSo.-1L	Stillwater, OK / Stillwater
13	Garret Rangel	QB	6-2	189	RFr.-1L	Frisco, TX / Lone Star
14	Peyton Thompson	QB	6-1	214	RSr.-TR	Tulsa, OK / Union / Oklahoma State / Central Oklahoma

Running Backs

No.	Name	Pos.	Ht.	Wt.	Yr.-Exp.	Hometown / HS / Previous School
0	Ollie Gordon II	RB	6-1	211	So.-1L	Fort Worth, TX / Euless Trinity
3	Jaden Nixon	RB	5-10	185	RSo.-1L	Dallas, TX / Lone Star
20	Sesi Vailahi	RB	5-11	195	Fr.-HS	Salt Lake City, UT / West
24	Elijah Collins	RB	6-0	220	*RSr.-TR	Detroit, MI / University of Detroit Jesuit / Michigan State
25	Hudson Devins	RB	5-11	205	Fr.-HS	Berea, OH / Berea-Midpark

Tight Ends

No.	Name	Pos.	Ht.	Wt.	Yr.-Exp.	Hometown / HS / Previous School
11	Tabry Shettron	TE	6-4	231	RFr.-RS	Edmond, OK / Santa Fe
45	Josiah Johnson	TE	6-5	235	*RSr.-TR	Jacksonville, FL / Bolles School / UMass
48	Bryce Drummond	TE	6-3	219	RSo.-TR	Pawhuska, OK / Pawhuska / North Texas
82	Quinton Stewart	TE	6-2	255	RJr.-1L	Salina, KS / Salina Central
86	Ian Edenfield	TE	6-5	272	*RSr.-TR	Uniontown, PA / Laurel Highlands / California (PA)

Wide Receivers

No.	Name	Pos.	Ht.	Wt.	Yr.-Exp.	Hometown / HS / Previous School
1	Arland Bruce IV	WR	5-10	200	Jr.-TR	Olathe, KS / Olathe North / Ankeny / Iowa
2	Talyn Shettron	WR	6-2	195	RFr.-RS	Edmond, OK / Santa Fe
5	Jaden Bray	WR	6-2	200	RSo.-1L	Norman, OK / Norman
8	Blaine Green	WR	6-1	220	RSo.-1L	Allen, TX / Allen
10	Rashod Owens	WR	6-2	219	RJr.-2L	San Antonio, TX / Roosevelt
17	Leon Johnson III	WR	6-5	207	Sr.-TR	Bothell, WA / Bothell / George Fox
23	Jalen Pope	WR	6-0	185	Fr.-HS	Aledo, TX / Aledo
36	Ty Walls	WR	6-0	180	Fr.-HS	Jenks, OK / Jenks
37	Seth Swirczynski	WR	5-11	191	RFr.-RS	Muenster, TX / Sacred Heart
80	Brennan Presley	WR	5-8	175	Sr.-3L	Tulsa, OK / Bixby
81	Camron Heard	WR	6-0	160	Fr.-HS	Houston, TX / Furr
83	Cale Cabbinney	WR	6-2	200	RJr.-2L	Norman, OK / Norman North
84	Mason Gilkey	WR	6-3	175	RFr.-RS	Pawhuska, OK / Pawhuska
85	Tykie Andrews	WR	6-1	185	Fr.-HS	Enid, OK / Enid
87	Cason Cabbinney	WR	6-2	175	Fr.-HS	Norman, OK / Norman North
88	De'Zhaun Stribling	WR	6-3	205	Jr.-TR	Kapolei, HI / Kapolei / Washington State

Cornerbacks

No.	Name	Pos.	Ht.	Wt.	Yr.-Exp.	Hometown / HS / Previous School
2	Korie Black	CB	6-0	185	Sr.-3L	Waco, TX / Connally
3	Cam Smith	CB	6-2	191	RSo.-1L	Little Elm, TX / Braswell
7	Cameron Epps	CB	6-3	208	RFr.-RS	St. Louis, MO / Chamade
8	D.J. McKinney	CB	6-0	174	RFr.-RS	Colleyville, TX / Colleyville Heritage
10	Kale Smith	CB	5-11	170	RSo.-Sq	Oklahoma City, OK / Midwest City
11	Dylan Smith	CB	5-11	170	Fr.-HS	Little Elm, TX / Braswell
13	RJ Lester	CB	6-1	175	Fr.-HS	Fort Smith, AR / Northside
20	DeSean Buckner	CB	6-0	205	RJr.-Sq	Pine Bluff, AR / White Hall
23	Kenneth Harris	CB	6-0	193	Sr.-TR	Columbia, LA / Caldwell Parish / Arkansas State
24	De'kelvion Beamon	CB	6-0	203	RSo.-Sq	Shreveport, LA / Huntington
26	Jordan Reagan	CB	6-1	184	RJr.-2L	Okmulgee, OK / Bixby

Defensive Line

No.	Name	Pos.	Ht.	Wt.	Yr.-Exp.	Hometown / HS / Previous School
37	Isreal Isuman-Hundley	DE	6-5	257	RSr.-Sq	Colleyville, TX / Heritage
47	Patrick Ojo	DE	6-2	238	RFr.-RS	Grand Prairie, TX / Lake Ridge
54	Marcus Duckworth	DT	6-1	300	RJr.-Sq	North Richland Hills, TX / Birdville
56	Xavier Ross	DT	6-4	290	RSr.-2L	Cedar Hill, TX / Cedar Hill
57	Ryan Baker	DE	6-3	235	RJr.-Sq	Cashion, OK / Cashion
67	Jaelen Tucker	DT	6-1	269	RFr.-RS	Oklahoma City, OK / Edmond Santa Fe
70	Jed Wagner	DT	6-2	307	RSo.-Sq	Tulsa, OK / Cascia Hall
71	Aden Kelley	DT	6-2	295	RSo.-1L	Thomas, OK / Thomas-Fay-Custer
87	DeSean Brown	DE	6-3	254	RFr.-RS	Choctaw, OK / Choctaw
88	Landon Dean	DE	6-5	270	RFr.-RS	Frontenac, KS / Frontenac
90	AJ Ridener	DT	6-1	321	RFr.-RS	Jenks, OK / Jenks
91	Jaedon Foreman	DE	6-5	250	Fr.-HS	Del City, OK / Del City
92	Nathan Latu	DE	6-4	265	*RSr.-2L	Salt Lake City, UT / Olympus / Snow College
93	Collin Clay	DT	6-3	310	RSr.-1L	Oklahoma City, OK / Putnam City / Arkansas
94	Anthony Goodlow	DE	6-5	283	*RSr.-TR	Del City, OK / Del City / Tulsa
95	Jaleel Johnson	DE	6-4	244	RFr.-RS	Oklahoma City, OK / Putnam City North
96	Kody Walterscheid	DE	6-6	281	RSr.-3L	Muenster, TX / Muenster
97	Justin Kirkland	DT	6-4	346	So.-TR	Roy, UT / Roy / Utah Tech
98	Ricky Lolohea	DT	6-4	307	Fr.-HS	Euless, TX / Trinity
99	Iman Oates	DT	6-3	308	Jr.-TR	Tulsa, OK / Edison / Northeastern Oklahoma A&M

Linebackers

No.	Name	Pos.	Ht.	Wt.	Yr.-Exp.	Hometown / HS / Previous School
1	Xavier Benson	LB	6-2	224	*RSr.-1L	Texarkana, TX / Pleasant Grove / TTU / Tyler J.C.
4	Nickolas Martin	LB	6-0	215	RSo.-1L	Texarkana, TX / Pleasant Grove
22	Jeff Roberson	LB	6-1	230	RJr.-1L	Harrah, OK / Choctaw
25	Ike Esonwune	LB	6-2	215	Fr.-HS	Austin, TX / Manor
30	Collin Oliver	LB	6-2	235	Jr.-2L	Oklahoma City, OK / Edmond Santa Fe
31	Chance Clements	LB	6-2	207	RFr.-RS	Stillwater, OK / Stillwater
32	Gabe Brown	LB	6-2	224	RFr.-RS	Stillwater, OK / Stillwater
33	Donovan Stephens	LB	6-0	220	RSo.-1L	Del City, OK / Del City
35	Poasa Utu	LB	6-1	205	Fr.-HS	Arlington, TX / Kennedale
41	Constantino Borrelli	LB	5-11	220	RJr.-Sq	Ramsey, NJ / Don Bosco Prep
42	Grant Mirabal	LB	6-2	230	Fr.-HS	Argyle, TX / Argyle
44	Justin Wright	LB	6-2	244	*RSr.-TR	Abilene, TX / Cooper / Tulsa
45	Justin Crutchmer	LB	6-0	180	Fr.-HS	Pearcy, AR / Lake Hamilton
48	Elijah Wright	LB	5-9	237	RJr.-Sq	Vian, OK / Vian / Central Oklahoma
51	Bo Hardy	LB	5-11	213	RJr.-1L	Piedmont, OK / Piedmont
53	Andrew McCall	LB	6-0	209	Fr.-HS	Atoka, OK / Atoka

Safeties

No.	Name	Pos.	Ht.	Wt.	Yr.-Exp.	Hometown / HS / Previous School
0	Lardarius Webb Jr.	S	5-10	175	Jr.-TR	Opelika, AL / Jackson Academy / Jones College
5	Kendal Daniels	S	6-4	213	RSo.-1L	Beggs, OK / Beggs
6	Lyrik Rawls	S	6-1	212	RSo.-1L	Jefferson, TX / Marshall
9	Trey Rucker	S	6-0	207	RSr.-1L	Fairfax, VA / Flint Hill / Wake Forest
12	Kam Franklin	S	6-2	190	Fr.-HS	Oak Grove, LA / Oak Grove
14	Nick Session	S	6-0	193	RJr.-1L	Gardena, CA / East (UT)
15	Ty Williams	S	6-0	200	RSo.-1L	Muskogee, OK / Muskogee
17	Tywon Wray Jr.	S	6-2	185	Fr.-HS	Smyrna, GA / Campbell
19	Gabriel Rodriguez	S	5-9	165	Fr.-HS	Wagoner, OK / Wagoner
27	Raymond Gay II	S	5-10	180	RSo.-1L	Red Oak, TX / Red Oak
28	Eli Williams	S	6-1	184	RFr.-RS	Stillwater, OK / Stillwater
29	Cooper Lai	S	6-1	180	Fr.-HS	Tulsa, OK / Cascia Hall
38	Kade Welcher	S	6-0	182	RSo.-HS	Rockwall, TX / Rockwall
39	Parker Robertson	S	5-11	180	RSo.-1L	Dallas, TX / Dallas Christian
40	Garrick Martin	S	6-0	182	RJr.-Sq	Stillwater, OK / Stillwater / Emporia State

Specialists

No.	Name	Pos.	Ht.	Wt.	Yr.-Exp.	Hometown / HS / Previous School
19	Alex Hale	K	6-0	205	*RSr.-3L	Point Frederick, NSW, Australia / St. Edward's
29	Hudson Kaak	P	6-1	222	Fr.-HS	Seymour, VIC, Australia / ProKick Australia
44	Shea Freibaum	LS	6-1	200	Fr.-HS	Scottsdale, AZ / Saguaro
49	Thomas Murray	K	5-11	175	RFr.-TR	Shreveport, LA / Captain Shreve / Temple
57	Osker Ehrlich	LS	6-3	200	RFr.-RS	Stillwater, OK / Stillwater
59	Kason Shrum	K	6-1	160	RJr.-Sq	Tulsa, OK / Broken Arrow / UA Rich Mountain
63	Zeke Zaragoza	LS	5-10	205	*RSr.-Sq	Ontario, CA / Ontario Christian / Dordt / SBVC
69	Logan Ward	K	6-0	210	RSo.-1L	Edmond, OK / Deer Creek
79	Wes Pahl	P	6-5	200	RJr.-TR	Columbus, GA / Brookstone / Western Kentucky



Personnel Breakdown

Starters Returning (min. 4 starts) - 16

Offense - 10					-- Starts --
Name	Pos.	Year	2022	Career	
Jake Springfield	OL	RJr.	13	29	
Taylor Miterko	OL	RJr.	12	13	
Preston Wilson	OL	RJr.	10	22	
Brennan Presley	WR	Jr.	9	21	
Braden Cassity	CW	RSr.	7	14	
Joe Michalski	OL	RJr.	5	9	
Jason Brooks Jr.	OL	RSo.	4	5	
Rashod Owens	WR	RSo.	3	8	
Cole Birmingham	OL	RJr.	0	16	
Jaden Bray	WR	So.	0	4	

Defense - 5					-- Starts --
Name	Pos.	Year	2022	Career	
Xavier Benson	LB	RJr.	13	23	
Korie Black	CB	Jr.	13	13	
Collin Oliver	DE	So.	5	6	
Kendal Daniels	S	RFr.	5	5	
Xavier Ross	DT	RJr.	4	4	

Specialists - 1					-- Starts --
Name	Pos.	Year	2022	Career	
Logan Ward	P/K	RSo.	5	5	

Starters Lost - 20

Offense - 8					-- Starts --
Name	Pos.	Year	2022	Career	
Caleb Etienne	OL	RJr.	13	13	
Bryson Green	WR	So.	11	17	
Braydon Johnson	WR	*RSr.	10	24	
Spencer Sanders	QB	RSr.	9	41	
Dominic Richardson	RB	Jr.	9	9	
Hunter Woodard	OL	RSr.	7	29	
John Paul Richardson	WR	So.	5	8	
Stephon Johnson Jr.	WR	Fr.	4	4	

Defense - 9					-- Starts --
Name	Pos.	Year	2022	Career	
Jason Taylor II	S	RSr.	13	27	
Sione Asi	DT	*RSr.	13	17	
Brock Martin	DE	*RSr.	12	34	
Mason Cobb	LB	Jr.	12	13	
Jabbar Muhammad	CB	Jr.	12	13	
Sean Michael Flanagan	S	RSr.	11	11	
Tyler Lacy	DE	RSr.	9	44	
Thomas Harper	S	Sr.	7	8	
Brendon Evers	DT	*RSr.	4	26	

Specialists - 3					-- Starts --
Name	Pos.	Year	2022	Career	
Matt Hembrough	LS	*RSr.	13	51	
Tom Hutton	P/H	Sr.	8	45	
Tanner Brown	K	*Sr.	12	31	

* Super Senior

Letterwinners Returning - 39

Offense - 18					-- Starts --
Name	Pos.	Year	2022	Career	
Jake Springfield	OL	RJr.	13	29	
Preston Wilson	OL	RJr.	10	22	
Brennan Presley	WR	Jr.	9	21	
Cole Birmingham (2021)	OL	RJr.	0	16	
Braden Cassity	CW	RSr.	7	14	
Taylor Miterko	OL	RJr.	12	13	
Joe Michalski	OL	RJr.	5	9	
Rashod Owens	WR	RSo.	3	8	
Jason Brooks Jr.	OL	RSo.	4	5	
Jaden Bray (2021)	WR	So.	0	4	
Garret Rangel	QB	Fr.	3	3	
Jaden Nixon	RB	RFr.	3	3	
Jake Schultz	CW	RJr.	3	3	
Blaine Green (2021)	WR	So.	0	2	
Gunnar Gundy	QB	RFr.	1	1	
Ollie Gordon	RB	Fr.	1	1	
Cale Cabiness	WR	RSo.	0	0	
Quinton Stewart	CW	RSo.	0	0	

Defense - 19					-- Starts --
Name	Pos.	Year	2022	Career	
Xavier Benson	LB	RJr.	13	23	
Korie Black	CB	Jr.	13	13	
Trey Rucker (2021)	S	Sr.	0	9	
Collin Oliver	DE	So.	5	6	
Kendal Daniels	S	RFr.	5	5	
Xavier Ross	DT	RJr.	4	4	
Cam Smith	CB	RFr.	3	3	
Collin Clay	DT	RJr.	3	3	
Kody Walterscheid	DE	RJr.	3	3	
Raymond Gay II	CB	RFr.	0	0	
Bo Hardy	LB	RSo.	0	0	
Aden Kelley	DT	RFr.	0	0	
Nathan Latu	DE	RSr.	0	0	
Nickolas Martin	LB	RFr.	0	0	
Lyrik Rawls	S	RFr.	0	0	
Jordan Reagan	CB	RSo.	0	0	
Parker Robertson	S	RFr.	0	0	
Donovan Stephens	LB	RFr.	0	0	
Ty Williams	S	RFr.	0	0	

Specialists - 2					-- Starts --
Name	Pos.	Year	2022	Career	
Alex Hale	K	RSr.	0	10	
Logan Ward	P/K	RFr.	5	5	

Letterwinners Lost - 33

Offense - 15					-- Starts --
Name	Pos.	Year	2022	Career	
Spencer Sanders	QB	RSr.	9	41	
Hunter Woodard	OL	RSr.	7	29	
Braydon Johnson	WR	*RSr.	10	24	
Bryson Green	WR	So.	11	17	
Caleb Etienne	OL	RJr.	13	13	
Dominic Richardson	RB	Jr.	9	9	
John Paul Richardson	WR	So.	5	8	
Stephon Johnson Jr.	WR	Fr.	4	4	
Eli Russ	OL	RSo.	1	1	
Langston Anderson	WR	RJr.	0	0	
Vance Hooper	WR	*RSr.	0	0	
Deondre Jackson	RB	RSo.	0	0	
Zach Middleton	RB	RSo.	0	0	
Braylin Presley	WR	Fr.	0	0	
Carson Shelton	OL	RSr.	0	0	

Defense - 15					-- Starts --
Name	Pos.	Year	2022	Career	
Tyler Lacy	DE	RSr.	9	44	
Brock Martin	DE	*RSr.	12	34	
Jason Taylor II	S	RSr.	13	27	
Brendon Evers	DT	*RSr.	4	26	
Sione Asi	DT	*RSr.	13	17	
Trace Ford	DE	RJr.	0	15	
Jabbar Muhammad	CB	Jr.	12	13	
Mason Cobb	LB	Jr.	12	13	
Sean Michael Flanagan	S	RSr.	11	11	
Thomas Harper	S	Sr.	7	8	
Samuela Tuihalamaka	DT	RSr.	0	3	
Lamont Bishop	LB	RSr.	1	1	
Na'drian Dizadare	LB	RJr.	0	0	
Ben Kopenski	DE	RSr.	0	0	
Kanion Williams	S	RSr.	0	0	

Specialists - 3					-- Starts --
Name	Pos.	Year	2022	Career	
Matt Hembrough	LS	*RSr.	13	51	
Tom Hutton	P/H	Sr.	8	45	
Tanner Brown	K	*Sr.	12	31	

* Super Senior

2023 Season Preview



The Next Chapter

In 2023, Oklahoma State will play in a Big 12 Conference that features four new teams, enter the season with a new starting quarterback for the first time since 2019, welcome a new defensive coordinator and replace nine defensive, eight offensive and three specialist starters. It marks the beginning of the next chapter of OSU football.

2023 Schedule

Sept. 2	Central Arkansas	Stillwater, Okla.
Sept. 9	at Arizona State	Tempe, Ariz.
Sept. 16	South Alabama	Stillwater, Okla.
Sept. 23	at Iowa State	Ames, Iowa
Sept. 30	BYE	-
Oct. 6 (Friday)	Kansas State	Stillwater, Okla.
Oct. 14	Kansas	Stillwater, Okla.
Oct. 21	at West Virginia	Morgantown, W.Va.
Oct. 28	Cincinnati (Homecoming)	Stillwater, Okla.
Nov. 4	Oklahoma	Stillwater, Okla.
Nov. 11	at UCF	Orlando, Fla.
Nov. 18	at Houston	Houston, Texas
Nov. 25	BYU	Stillwater, Okla.

Oklahoma State football wrapped up its 17th consecutive season with a winning record and bowl appearance last year, improving an active streak that only two other FBS schools can claim. The win total also maintained OSU's place in the FBS top 10 in total wins over the past decade, securing its status as one of top programs in college football.

A foundation for success is laid in Stillwater, and the 2023 season provides an opportunity to build on it with several new pieces.

The Cowboys will open the season with a new starting quarterback for the first time since 2019, welcome a new defensive coordinator and replace nine defensive, eight offensive and three specialist starters from 2022. On top of that, OSU is one of just two teams that will play all four of the new Big 12 teams this year.

While it will be a new look in many areas for the Cowboys, there are several pieces that provide consistency, including 39 returning letterwinners, 16 players who have started at least four games at OSU and 15 incoming transfers who already have valuable experience at the collegiate level.

2023 Season Preview

The Cowboy Offense

A total of 10 players with at least four career starts return on offense, as well as 18 offensive letterwinners from 2022. The offensive line is the deepest group in terms of experience as three players are back after starting double-digit games last year, and six are back with at least five total starts. The veteran leadership group includes fullback Braden Cassity, who is back after being voted a team captain in 2022, wide receiver Brennan Presley, and linemen Preston Wilson, Jake Springfield and Cole Birmingham.

Offensive Line

The Cowboys return most of their offensive line production in 2023 and lost just two starters with the departures of Caleb Etienne and Hunter Woodard, who also missed the last six games of 2022.

Three players return who made double-digit starts last year, including Jake Springfield who started every game at right tackle, Taylor Miterko who started 12 games at left guard, and Preston Wilson who started nine times at center and once at right guard.

Wilson is the most experienced player on the inside and one of the leaders of the unit with 22 career starts, while Springfield's 29 starts are the most of any returning player from the 2022 team.

Joe Michalski and Jason Brooks Jr. also return after earning five and four starts, respectively, in the last half of the season. Cole Birmingham, who has 16 career starts, is also back in the fold after missing last season with an injury and could be one of the most talented players in the group.

Austin Kaweck and Jake Henry also return with limited in-game FBS experience, while newcomers Dalton Cooper, Noah McKinney and Jarrett Henry arrived this offseason with experience at other college programs.

Evan Bax, Calvin Harvey, Davis Dotson, Viliami Makahununi and Hilton Marsh are back after a year in the program while true freshmen Jack Endean, Jakobe Sanders, Jamison Mejia and Gage Stanaland also provide depth with walk-ons Garrett Keith, Sean Rich and Jude Ropp.

Quarterback

After five years and a record-setting career in Stillwater, Spencer Sanders is no longer the starting quarterback at Oklahoma State. Finding his replacement is one of the focal points of the preseason, and several players will compete for the spot.

The first name to know is super senior Alan Bowman, who arrived in January as a transfer from Michigan after starting his career at Texas Tech. The veteran earned a total of four letters at his previous stops with two at each school. He has 5,329 passing yards and 34 passing touchdowns in his career and is the only active FBS player with a 600-yard passing game entering 2023.

Redshirt freshman Garret Rangel, redshirt sophomore Gunnar Gundy and true freshman Zane Flores are the other key players in the unit. Both Rangel and Gundy started in place of an injured Sanders last season and that experience will provide value to the room.

Flores was an all-state selection as a junior and senior in high school, going 30-4 over three seasons as a starter while totaling more than 9,000 passing yards, 82 passing touchdowns and 29 rushing touchdowns.

Walk-on Peyton Thompson returns to the team after a year at Central Oklahoma to provide added depth.

Running Back

Two Cowboy running backs are back after playing in double-digit games in 2022, including sophomore Ollie Gordon and redshirt sophomore Jaden Nixon. The duo combined for more than 750 yards from scrimmage last season, with 384 from Gordon and 370 from Nixon.

Gordon showed flashes of his ability as a true freshman last year and had the highest single-game rushing total and the longest rush of any OSU player in 2022. Nixon also excelled as a kickoff returner by ranking among the top 50 players in the FBS with 385 total kickoff return yards.

Super senior Elijah Collins is an incoming transfer to keep an eye on after he rushed for more than 1,500 yards, earned All-Big Ten honors and was named a season team captain during his career at Michigan State. Sesi Vailahi is the only incoming scholarship freshman after earning Utah all-state honors in high school. He's joined by walk-on freshman Hudson Devins.

Receiver

OSU will have to replace much of its production at wide receiver from a year ago, but it does return its most productive player at the position in senior Brennan Presley.

Presley was an honorable mention to the 2022 All-Big 12 team while leading the team in catches, receiving yards and all-purpose yards, also ranking among the top five players in the Big 12 in receptions per game, receiving yards per game and combined kick return yards.

Three others return with at least one start under their belts, including Jaden Bray, who has proven to be an explosive playmaker but missed most of 2022, Rashod Owens and Blaine Green, who have both played tight end as well. Talyn Shettron and Cale Cabiness also return with experience in meaningful playing time.

Additionally, three incoming transfers arrived with already impressive résumés, including DIII All-American Leon Johnson III out of George Fox, De'Zhaun Stribling out of Washington State and Arland Bruce IV out of Iowa.

Mason Gilkey and Seth Swirczynski are also back from last season, and incoming freshmen Tykie Andrews, Camron Heard and Jalen Pope add depth with walk-ons Cason Cabiness and Ty Walls.

Fullback/Tight End

2022 team captain Braden Cassity returns as the most experienced player of the group, while Jake Schultz, Quinton Stewart and Luke McEndoo are also back with multiple games played under their belt, and Tabry Shettron comes out of a redshirt as well.

Three additions from the transfer portal add valuable experience, including Ian Edenfield from California (PA), Josiah Johnson from UMass and Oklahoma native Bryce Drummond from North Texas.

Returning Players to Watch



WR Brennan Presley




WR Jaden Bray



OL Preston Wilson



RB Ollie Gordon



FB Braden Cassity

2023 Season Preview

Returning Players to Watch



LB Collin Oliver




S Kendal Daniels



LB Xavier Benson



CB Korie Black



K Alex Hale

The Cowboy Defense

OSU loses nine of its 11 primary defensive starters from 2022, including All-America safety Jason Taylor II. Although the defense will rebuild, five players return who made at least four starts in 2022, as well as 19 defensive letterwinners and two 2022 All-Big 12 selections in safety Kendal Daniels and now-linebacker Collin Oliver. The Cowboys also welcome new defensive coordinator Bryan Nardo, who arrives after a decade of successful experience as a defensive coordinator at lower levels of college football.

Defensive Line

The defensive line lost several experienced starters in Brock Martin, Tyler Lacy, Brendan Evers and Sione Asi, as well as edge rusher Trace Ford. That group combined for 136 starts over their Cowboy careers and the bulk of the production.

Although a large part of the experience in the unit is gone, several players return who have started multiple games, including defensive end Kody Walterscheid, defensive tackle Xavier Ross and defensive tackle Collin Clay. Nathan Latu and Aden Kelley are also letterwinners who have contributed over the past two seasons.

The Cowboys also add three transfers this spring who bring in valuable experience at the collegiate level, including Anthony Goodlow of Tulsa, Justin Kirkland of Utah Tech and Iman Oates of Northeast Oklahoma A&M.

DeSean Brown, Landon Dean, AJ Ridener, Jaleel Johnson, Jaelen Tucker and Patrick Ojo all return after taking a redshirt as freshmen last season, and Isreal Isuman-Hundley, Marcus Duckworth, Ryan Baker and Jed Wagner also provided added depth. Freshmen Jaedon Foreman and Ricky Lolohea also join the squad for 2023.

Linebacker

OSU will replace starting linebacker Mason Cobb from last year's team, but returns Xavier Benson who started all 13 games and ranks as the leading tackler among all returning Cowboys.

Benson, who recorded at least four tackles in 10 games last season and set a high of 10 in the win over Baylor, looks to return to his position as an athletic player in the middle of the field.

All-Big 12 defensive end Collin Oliver also moved to linebacker this spring. His career production includes 57 tackles, 16.5 sacks, 23.0 tackles for loss and 17 quarterback hurries.

Other key candidates for a spot at linebacker include incoming transfer Justin Wright out of Tulsa and returning Cowboys Nickolas Martin and Jeff Roberson. Wright brings 49 career games played, 32 starts and 254 career tackles with him to Stillwater, while Martin and Roberson both have multiple years of experience at OSU.

Gabe Brown, Donovan Stephens, Constantino Borrelli, Bo Hardy, Chance Clements, Elijah Wright and Andrew McCall also provide depth, as well as incoming freshmen Ike Esonwune, Poasa Utu, Justin Crutchmer and Grant Mirabal.

Cornerback

OSU will have to replace starting cornerback Jabbar Muhammad, but returns another veteran on the other side in senior Korie Black.

With 13 career starts and 37 games played, Black is by far the most experience returning cornerback on the roster. Behind him, redshirt sophomore Cam Smith is the only other returner

who has seen time as a starter, starting three times in 2022.

The Cowboys bring in another experienced veteran this spring with the arrival of Kenneth Harris, an FBS transfer who played in 31 games and started 18 in his three years at Arkansas State.

Several others return with in-game experience, including Cameron Epps, D.J. McKinney, Kale Smith, De'kelvion Beamon, Jordan Reagan and DeSean Buckner, and freshman RJ Lester and Dylan Smith add depth.

Safety

Safety is another spot where OSU loses a large part of its experience. Most notably, All-American Jason Taylor II and starters Sean Michael Flanagan and Thomas Harper will have to be replaced.

The good news is that redshirt sophomore Kendal Daniels returns after an impressive freshman season that saw him earn freshman All-America honors, All-Big 12 honors and the 2022 Big 12 Defensive Freshman of the Year award.

The unit also includes Trey Rucker and Lyrrik Rawls, who both made a big impact in last year's bowl game, as well as Ty Williams, Raymond Gay II and Parker Robertson, who have experience.

Junior college transfer Lardarius Webb Jr. also arrived this spring after he earned NJCAA All-America honors last season, and incoming freshmen Kam Franklin and Tywon Wray Jr. join the 2023 roster as well. Eli Williams, Garrick Martin and Kade Welcher also add depth with incoming walk-ons Cooper Lai and Gabriel Rodriguez.

Cowboy Special Teams

The Cowboys lost three outstanding specialists from last season with the departure of All-America long snapper Matt Hembrough, Lou Groza Award semifinalist Tanner Brown and four-year starting punter Tom Hutton.

While replacing that kind of experience is difficult to do, there are several pieces in place that are more than capable of stepping in.

Kicker Alex Hale looks to be the front-runner to take back OSU's placekicking duties. He was a Groza Award semifinalist in 2020 before sustaining a season-ending injury and has served as a kickoff specialist and backup on place kicks for the past two seasons.

Logan Ward is the most experienced punter on the roster, starting the final five games last season and sending a third of his punts at least 50 yards.

Australian freshman Hudson Kaak is the only incoming scholarship punter, as he starts his career after playing Australian-rules football.

The most experienced long snapper is super senior Zeke Zaragoza, who has been perfect on a handful of snaps over the past three seasons.

Five other walk-on specialists provide depth.



MEDIA INFORMATION





Media Services and Policies

Thank you for your coverage of Oklahoma State football. Sean Maguire (sean.maguire@okstate.edu) is your primary point of contact.

A rundown of policies and procedures that are in place to assist you, all of which are subject to change:

Interview Access

Coach and player interview access

Media availability during a typical in-season week includes one day with Mike Gundy and another day with players.

The plan is for all news conferences and availability sessions to take place in person, but in the event interviews are done via video conference, the Oklahoma State athletics communications team will send out links and login credentials in advance of each interview session and will record all interview sessions to make them available to members of the media upon conclusion.

Non-gameday media availability parking & entry

Parking for weekly news conferences and media availability sessions is typically in Lot 10, immediately west of Boone Pickens Stadium.

For news conferences in the press box, members of the media should park in Lot 10, then proceed to the loading dock area located at the southeast corner of the stadium.

For availability sessions in the Sherman E. Smith Training Center, members of the media should park in Lot 10, then wait outside the south doors of the facility. A representative from the Oklahoma State athletics communications team will let you in when it's time.

Parking on campus

Members of the media who visit the OSU campus regularly for media functions should obtain on-campus vendor parking permits by stopping by Parking Services, located on the northeast corner of the intersection of Monroe Street and Hall of Fame Avenue.

Requesting interviews

All interviews with Oklahoma State coaches and student-athletes should be arranged by contacting Sean Maguire in the athletics communications office (sean.maguire@okstate.edu). All interview requests should be made at least 24 hours in advance.

OSU's first-year players (true freshmen and transfers) are not available for interviews.

Practice availability

Oklahoma State's football practices are generally closed to the public and media. On designated interview availability days, selected members of the team will be made available either before or after practice, depending on the team's schedule that day.

The Oklahoma State athletics communications team will make photos and broadcast-quality

video available to media outlets on a periodic basis during preseason camp and will notify the media of those opportunities in advance.

Special requests for footage should be coordinated through Sean Maguire (sean.maguire@okstate.edu).

Credentialing

Credential priority

The list below reflects some of what is considered as part of the credential approval process.

- ▶ Circulation/reach of outlet.
- ▶ Daily outlets take priority over non-dailies.
- ▶ Credible and professional outlets take priority over those that produce suggestive, crude and/or unprofessional content.
- ▶ An online outlet will be considered only if its own staff writes an overwhelming percentage of that site's material. The same goes for local radio stations - the local stations that create the bulk of their own content will have priority over those that do not.
- ▶ Sports-format radio stations take priority over non-sports format radio stations.
- ▶ Sports-format radio stations that are on the Cowboy Radio Network take priority over sports-format radio stations that are not on the Cowboy Radio Network. Similarly, non-sports-format radio stations on Cowboy Radio Network take priority over non-sports-format radio stations that are not on our network.
- ▶ The outlet's history of attendance and coverage of Oklahoma State football. This includes both games and mid-week interview sessions.
- ▶ The outlet's history of coverage/attendance of all Oklahoma State sports.

Season media credentials

Season credentials for Oklahoma State must be requested through OSU's official website. To begin the process, visit www.okstate.com/media. Only media covering the Cowboys on a consistent basis and on assignment will be considered for season credentials. A lost season credential will result in credentials being issued on a game-by-game basis as available.

The deadline for requesting season credentials is Wednesday, August 2.

Single-game media credentials

Credentials for individual games should be requested at least one week in advance to ensure enough time for mailing. Those requests should be made at okstate.com/media. Credentials will only be granted to media on assignment and to those who cover the Cowboys or their opponent on a regular basis.

Credentials that are approved before the week of the game will be mailed out. Those that are not approved until the week of the game will not be mailed out, rather, they will be held at the media will call window at Boone Pickens Stadium for pickup on game day.

Credential types

--- MEDIA ---

This credential provides press box access and a press box seat, as well as access to postgame interview rooms. It does not allow sideline access until postgame.

--- PHOTO ---

This credential provides access to the sideline, interview room, press box and the field level photo work room. Photo credential holders do not have a reserved seat in the press box.

For sideline access, photographers must sign for a vest in the press box and produce a photo ID. Vests should be returned in the field level photo work room, accessible through the southwest tunnel of the stadium.

--- RADIO ---

This credential is for the participating teams' originating radio crew and originating national radio crews such as Westwood One, ESPN Radio, etc. It provides access to the press box, broadcast level and sideline.

Receiving your credential

- ▶ For those looking to pick up credentials prior to gameday, the OSU Athletics Communications office is located in the southwest corner of Gallagher-Iba Arena on the second floor of the Athletics Center in room 220. Arrangements can be made by emailing roxanne.cantrell@okstate.edu or calling 405-744-7714.
- ▶ On gameday, the media will call area can be found at the loading dock entrance located in the southeast corner of the stadium. Media will call opens two and a half hours prior to kickoff. Members of the media arriving after will call closes should call the Boone Pickens Stadium press box at 405-744-7740 for assistance.
- ▶ Season credentials are not mailed under any circumstance.
- ▶ Single-game credentials that are approved before the week of the game are mailed out. Those that are not approved until the week of the game are not mailed out, rather, they are held at media will call at Boone Pickens Stadium on game day.

Special requests - pregame/postgame shows

Outlets with special plans such as a live pregame or postgame show should notify Gavin Lang of any needs, such as power, internet access or physical space, no later than Monday the week of the game.

Uplink trucks park on the concrete walkway between the Sherman E. Smith Indoor Training Center and the turf field immediately to the south of it. Uplink trucks that have made arrangements will be parked in that area on a first-come, first-served basis.



Media Services and Policies



Gavin Lang
Associate A.D./Communications
OSU Athletics, Football, Softball
gavin.lang@okstate.edu
405-744-3875



Sean Maguire
Assistant Director
Football, Wrestling
sean.maguire@okstate.edu
405-744-6963



Bryan Holmgren
Associate Director
M. Basketball, XC/Track, W. Golf
patrick.osborne10@okstate.edu
405-744-7756



Ryan Cameron
Assistant Director
W. Basketball, M. Golf, M/W Tennis
ryan.cameron@okstate.edu
405-744-4854



Wade McWhorter
Assistant Director
Soccer, Baseball, Equestrian
wade.mcwhorter@okstate.edu
405-744-7853



Roxanne Cantrell
Unit Assistant
Football Credentials
roxanne.cantrell@okstate.edu
405-744-7714

Gameday

Media parking on gameday

- ▶ Parking passes for members of the media are digital. OSU Athletics will email a PDF version of your parking permit leading up to game day. This gives the ability to print before arriving or present on a mobile device upon arrival to the media parking garage.
- ▶ Media parking is in the garage just north of the intersection of Monroe and Hall of Fame. The street address is 509 North Monroe, Stillwater, OK, 74078.
- ▶ From Sixth Street (Highway 51), the primary east-west passage through Stillwater, turn north on Monroe Street and proceed through the OSU campus through Hall of Fame Avenue to the garage.
- ▶ From Hall of Fame Avenue, which loops around the north side of campus, turn north on Monroe.
- ▶ From Highway 412 - the toll road from Tulsa - take the first Stillwater exit from the turnpike. At the turnpike gate, go straight through the toll booth to Washington Street and take a right at the intersection of Washington and McElroy, followed by the first left.
- ▶ The ADA shuttle that runs from the Monroe Street garage to the stadium is also available for use by members of the media. It picks up at the roundabout immediately south of the Monroe Street garage and goes to the statue of Boone Pickens immediately west of the stadium beginning three hours prior to kickoff and operates for an hour after the game.

Entering the stadium on gameday

Members of the media should enter the stadium from the loading dock entrance located in the southeast corner of the stadium. Bags are searched and tagged. From there, make the first left to access the elevators and stairs that lead to the press box.

Press box info

The press box is located at the southeast corner of the stadium on the suite level and opens two and a half hours prior to kickoff.

Visiting radio

The visiting radio booth is located on the roof (upper concourse) of Boone Pickens Stadium on the south side of the field.

OSU's radio rights holder, Learfield, provides an ISDN line, a POTS line and two Ethernet drops in the visitors' booth as well as a dry pair in the visitors' locker room.

Field access

Photographers with assigned vests are the only members of the media allowed on the field before and during the game. To obtain a field access vest, photographers should report to the press box before the game and sign in.

To access the field at Boone Pickens Stadium, use the ramp located in the east end zone (Gallagher-Iba Arena side). Media credentials do not permit field access until postgame.

Sideline policies

Photographers are the only members of the media permitted on the sidelines during games.

Because of the tight sidelines at OSU, shooting areas for each game are designated on a field map that is distributed with vests. Stopping anywhere between the 15-yard lines on both sidelines is not permitted.

Members of the media should not approach Cowboy players or coaches until the designated time for interview availability after the game.

Photo work room

The photo work room at Boone Pickens Stadium is located on the field level and can be accessed by taking the southwest tunnel (the same tunnel used by Bullet to enter the stadium) and turning left. The work room is equipped with tables, chairs, Internet access and flip cards. It is also stocked with drinks.

A photo vest, which can only be obtained in the press box, must be visible for admittance into that area. This is where we respectfully ask all photographers to return their vests after the game.

Gameday interview areas

The visiting team locker room and interview room are located in the Athletics Center, in the east end zone of Boone Pickens Stadium. To access the interview area, enter the Heritage Hall museum off of the east plaza of the stadium (east end zone).

Interviews with Cowboy coaches and players take place in the west end zone theater room, just up the northwest tunnel. OSU provides an escort to that location.

Members of the media should not approach OSU players or coaches for comments on the field. The OSU locker room is closed.

collegepressbox

SINCE 2005 EVERYTHING BUT THE PREGAME MEAL

Collegepressbox is the official media website for Division I football. Access and download game notes, quotes, statistics, media guides, headshots, logos and more for all FBS schools, conferences, postseason games, awards and the College Football Playoff. For access, please register for an account at collegepressbox.com/register.



Cowboy Sports Properties and the Cowboy Radio Network

Cowboy Sports Properties

Cowboy Sports Properties solely represents Oklahoma State University. In complete collaboration with the university, this locally based Learfield IMG College team is committed to extending the affinity of the OSU brand to businesses and corporations of all sizes looking to align with the undeniably loyal and passionate collegiate fan base. As OSU Athletics' exclusive multimedia rightsholder, Cowboy Sports Properties manages all aspects of the rights relationship, providing corporate partners both traditional and new media opportunities with the university. They can bolster their own brand and garner maximum exposure through such inventory as venue signage; event sponsorships and promotion; corporate hospitality; radio and television; digital engagement and visibility via the official athletics website okstate.com.

Mailing Address:

Cowboy Sports Properties
c/o Oklahoma State University Athletics Center
Gallagher Iba Arena
Stillwater, OK 74078

Staff

Kip Racy

Vice President-General Manager
P: 405-744-3480
kracy@cowboysportsproperties.com

Mike Oliver

Director - Business Development
P: 918-550-1366
moliver@cowboysportsproperties.com

Patrick Frey

Manager - Business Development
P: 405-778-8840
pfrey@cowboysportsproperties.com

Jackie Padgett

Manager - Business Development
P: 405-744-3484
jpadgett@cowboysportsproperties.com

Jacque Butler

Coordinator - Partnership Services
P: 405-744-3482
jbutler@cowboysportsproperties.com

Shelby Childers

Coordinator - Partnership Services
P: 405-714-4329
shelby.childers@learfieldimgcollege.com

In the Booth



Dave Hunziker

Dave Hunziker is in his 23rd season as "Voice of the Cowboys" for Oklahoma State University football and men's basketball. Hunziker's "Pistols Firing, touchdown Oklahoma State!" call has become a nationally recognized exclamation of Cowboy scores. His exciting, yet conversational style has made him popular with OSU fans of all ages. Hunziker was awarded the Bill Teegins Excellence in Sportscasting Award in January 2011 and was honored as the National Sportscasters and Sports Writers Association (NSSA) Oklahoma Broadcaster of the Year in 2014 and 2022.



John Holcomb

John Holcomb is in his 19th season as the radio analyst for OSU football, and his 15th season as the analyst for OSU men's basketball on the Cowboy Sports Network. Holcomb was named the Oklahoma Sportscaster of the Year in 2001, 2002, 2011 and again in 2019 by the National Sportscasters and Sportswriters Association. Holcomb is Sports Director of the News on 6 Sports team and co-hosts the "Oklahoma Sports Blitz" statewide on Sunday nights.



Robert Allen

Robert Allen, a 1982 OSU graduate, joined the Cowboy Radio Network in 2002 as the sideline reporter for Cowboy football. He has also filled in on other broadcasts for Cowboy Sports Properties. The 40-plus year veteran of television, radio, and print coverage of sports in Oklahoma and, especially Oklahoma State, has written two books on Oklahoma State athletics, *More Than A Championship*, with Mike Gundy after the 2011 Big 12 Championship in football and *100 Things Oklahoma State Fans Need to Know or Do Before They Die*. Allen is a former walk-on at Oklahoma State and his son also played football at Oklahoma State for Gundy. His wife and daughter are also graduates of Oklahoma State.

Radio Affiliates

Ada	KTLS	106.5 FM
Altus	KWHW	1450 AM
Alva	KALV	1430 AM
Ardmore	KYNZ	107.1 FM
Anadarko	KACO	98.5 FM
Bartlesville	KWON	1400 AM
Bartlesville	KWON	93.3 FM
Broken Bow	KKBI	106.1 FM
Cordell/Weatherford	KCLI	99.3 FM
Enid	KNID	107.1 FM
Frederick	KTAT	1570 AM
Grove	KGVE	99.3 FM
Guymon	KGYN	1210 AM
Guymon	KGYN	106.3 AM
Hobart	KTJS	1420 AM
Hugo	KMMY	96.5 FM
Lawton	KMGZ	97.3 FM
Madill	KMAD	1550 AM
McAlester	KTMC	105.1 FM
Oklahoma City	KXXY	96.1 HD2
Ponca City	KQSN	104.7 FM
Sallisaw	KXMX	105.1 FM
Shawnee	KGFF	1450 AM
Shawnee	KGFF	100.9 FM
Stillwater	KSPI	93.7 FM
Tahlequah	KEOK	102.1 FM
Tulsa	KFAQ	1170 AM
Tulsa	KFAQ	106.9 FM
Woodward	KMZE	92.1 FM

Stillwater Hotels

Atherton Hotel

OSU Campus - 119 Student Union, Stillwater, OK 74078
405-744-6835

Wyndham Garden Stillwater

600 E McElroy Rd, Stillwater, OK 74075
405-377-7010

Best Western Plus Cimarron Hotel & Suites

315 N Husband St, Stillwater, OK 74075
405-372-2878

Fairfield Inn and Suites

418 E Hall of Fame Ave, Stillwater, OK 74075
405-372-6300

Hampton Inn and Suites

717 E Hall of Fame Ave, Stillwater, OK 74075
405-743-1306

Holiday Inn and Suites

715 S Country Club Rd, Stillwater, OK 74074
405-372-2445

Home2 Suites

306 E. Hall of Fame Ave, Stillwater, OK 74075
405-372-2550

Microtel Inn and Suites

423 E Hall of Fame Ave, Stillwater, OK 74075
405-372-7100



Follow OSU Online and through Social Media



twitter

Official OSU Accounts

@OSUAthletics
@CowboyFB

Coaching Staff

Mike Gundy - @CoachGundy
Joe Bob Clements - @joebobclements
Charlie Dickey - @Coach_Dickey
Tim Duffie - @CoachTimDuffie
Kasey Dunn - @kasey_dunn
Tim Rattay - @CoachTimRattay
Dan Hammerschmidt - @danhammer1
Jason McEndoo - @JasonMcEndoo
Bryan Nardo - @CoachNardo27
Greg Richmond - @CoachGRichDL
John Wozniak - @JohnWozniak2

Instagram

Key Accounts to Follow

Mike Gundy - @Cowboy_FB
Joe Bob Clements - @joebobclements
Tim Duffie - @coachtimduffie
Kasey Dunn - @kaseydunn100
Jason McEndoo - @jason.mcendoo
John Wozniak - @johnwozniak2

facebook.

Pages to Like

@osuathletics
@okstatefootball



Media Outlets

Wire Service

Associated Press –OKC

Central Park One
525 Central Park Dr., Ste. 202
Oklahoma City, OK 73105
405-525-2121
Cliff Brunt, sports
cbrunt@ap.org

Print

The Oklahoman

9000 N. Broadway
P.O. Box 25125
Oklahoma City, OK 73125
405-475-3314
Jeff Patterson, sports editor
Scott Wright, beat writer
swright@oklahoman.com
Jacob Unruh, beat writer
junruh@oklahoman.com

Tulsa World

P.O. Box 1770
Tulsa, OK 74102-1770
918-581-8355
Barry Lewis, College and High
School Sports Editor
Dean Ruhl, beat writer
dean.ruhl@tulsaworld.com

O'Colly (Student Paper)

106 Paul Miller Building
Oklahoma State University
Stillwater, OK 74078
405-744-8367
Sports editor
news@ocolly.com

Stillwater News Press

211 West Ninth
Stillwater, OK 74076
405-372-5000, ext. 220
Jason Elmquist, sports editor
jelmquist@stwnewspress.com

Online

GoPokes/247Sports

McClain Baxley, beat writer
mcclainbaxley@gmail.com

Pistols Firing

Marshall Scott, publisher
marshall11scott@gmail.com

Pokes Report

Robert Allen, beat writer
oklahomastate.maven.si@gmail.com

Television

KFOR-TV (NBC) — OKC

444 E. Britton Rd.
Oklahoma City, OK 73113
405-478-6366
Brian Brinkley, sports director
Brian.Brinkley@kfor.com

KOCO-TV (ABC) — OKC

1300 E. Britton Rd.
Oklahoma City, OK 73131
405-478-3000
Bryan Keating, sports director
bkeating@hears.com

KWTV-TV (CBS) — OKC

7401 N. Kelley Ave.
Oklahoma City, OK 73111
405-841-9954
Dean Blevins, sports director
dean.blevins@news9.net

KOKH-TV (FOX) — OKC

PO Box 14925
Oklahoma City, OK 73111
405-843-2525
Myron Patton, sports director
mpatton@okcfox.com

KOTV-TV (CBS) — Tulsa

302 S. Frankfort
Tulsa, OK 74120
918-732-6146
John Holcomb, sports director
john.holcomb@newson6.net

KJRH-TV (NBC) — Tulsa

3701 S. Peoria
Tulsa, OK 74105
918-748-1537
Cayden McFarland, sports director
McFarland@kjrh.com

KTUL-TV (ABC) — Tulsa

P.O. Box 8
Lookout Mountain
Tulsa, OK 74101
918-445-9363
T.J. Eckert
tjeckert@sbgstv.com

KOKI-TV (FOX) — Tulsa

2625 S. Memorial
Tulsa, OK 74129
918-369-6397
Nathan Thompson, sports director
nthompson@fox23.com

KWEM-TV (Ind.) — Stillwater

PO Box 1604
Stillwater, OK 74074
405-377-8831
Casey Kendrick, general manager
casey@tv31.net

Radio

Stillwater Radio (Flagship)

408 Thomas Rd.
P.O. Box 1269
Stillwater, OK 74076
405-372-7800
Rex Holt, sports director
Bill Van Ness, reporter
stillwaterradio@coxinet.net

Triple Play Sports Radio

114 W. Seventh
Stillwater, OK 74074
405-533-1051
Robert Allen, host
robt.allen@sbcglobal.net

The Sports Animal - OKC

4045 NW 64th, Ste. 600
Oklahoma City, OK 73116
405-848-0100
Robert Mueller, Program Director
robert.mueller@cumulus.com

The Sports Animal - Tulsa

2448 E. 81st, Suite 5500
Tulsa, OK 74137
918-492-2660
Kevin Ward, Program Director
kward@sportsanimaltulsa.com

The Franchise - OKC

400 E. Britton Road
Oklahoma City, OK 73114
405-478-5104
Buddy Wiley, Program Director
Buddy.W@TylerMedia.com

KGHM Radio - OKC

1900 NW Expressway, Suite 1000
Oklahoma City, OK 73118
(405) 858-1438
Randy Renner
randyrenner@clearchannel.com





COACHES AND STAFF





Coaching Staff



Mike Gundy

Head Coach | 19th year
Oklahoma State, 1990

- 2021 winner of the Grant Teaff Coach of the Year Award selected by the FCA after leading Oklahoma State to a 12-2 record and a PlayStation Fiesta Bowl win over No. 5 Notre Dame. Also a semifinalist for the George Munger College Coach of the Year Award.
- 2021 Big 12 Coach of the Year after leading OSU to a No. 1 finish in the regular season Big 12 standings and an appearance in the conference championship game.
- 2011 winner of the Paul "Bear" Bryant College Coach of the Year Award selected by the Sportscasters and Sportswriters Association and the Eddie Robinson National Coach of the Year Award presented by the Football Writers Association of America after leading Oklahoma State to a 12-1 record, its first Big 12 championship and BCS bowl game appearance in 2011.
- Finalist for the Eddie Robinson National Coach of the Year Award and the Liberty Mutual National Coach of the Year Award in both 2010 and 2011.
- 2010 Big 12 Coach of the Year after leading Oklahoma State to an 11-2 overall record and a share of the Big 12 South title.
- 2015 AFCA Region 4 Coach of the Year after leading the Cowboys to as high as No. 4 in the Associated Press poll despite being unranked to start the season.
- Has coached six major national award winners since 2008, as punter Matt Fodge won the Ray Guy Award in 2008, kicker Dan Bailey won the Lou Groza Award in 2010, receiver Justin Blackmon won the Biletnikoff Award in 2010 and 2011, quarterback Mason Rudolph won the Johnny Unitas Golden Arm Award in 2017 and James Washington won the Biletnikoff Award in 2017.
- Since 2008, Gundy has coached five finalists for the Biletnikoff Award given to the nation's top receiver, two finalists for the Doak Walker Award given to the nation's top running back, plus finalists for the Davey O'Brien Award given to the nation's top quarterback, the Mackey Award given to the nation's top tight end, the Rimington Award given to the nation's top center, the Outland Trophy given to the nation's top interior lineman, the Jim Thorpe Award given to the nation's top defensive back, the Ted Hendricks Award given to the nation's top defensive end, the Ray Guy Award given to the nation's top punter, the Lou Groza Award given to the nation's top kicker and the Patrick Mannelly Award given to the nation's top long snapper.
- Has coached 28 All-Americans since 2008, including five unanimous All-Americans: offensive lineman Russell Okung in 2009, receiver Justin Blackmon in 2010 and 2011, receiver James Washington in 2017, running back Chuba Hubbard in 2019 and receiver Tylan Wallace in 2018 and 2020.

Evidence of Oklahoma State's rise to prominence on both the Big 12 and national levels during Mike Gundy's tenure as head coach is everywhere. Consider the following:

- Since 2010, Oklahoma State has seven seasons with at least 10 wins, an outright Big 12 title (2011), a share of the Big 12 South title (2010) and an appearance in the Big 12 Championship game (2021). The Cowboys reached the top 10 of the Associated Press poll in 2008, 2009, 2010, 2011, 2013, 2015, 2016, 2017, 2020, 2021 and 2022.
- Gundy has coached the Cowboys to five New Year's Six bowl games since the 2009 season. The Pokes appeared in the 2010 Cotton Bowl, the 2012 Fiesta Bowl, the 2014 Cotton Bowl, the 2016 Sugar Bowl and the 2022 Fiesta Bowl.
- Oklahoma State is one of only three teams in the FBS to post a winning season every year from 2006-22, joining Boise State and Wisconsin. All of those seasons have come under Mike Gundy.
- Entering the 2023 season, Oklahoma State has been ranked in the top 15 of the Associated Press poll in 13 of the past 15 seasons and has posted 10-win seasons seven of the past 13 years.
- The Cowboys have won a total of 89 games over the past 10 seasons (from 2013-22) ranking among the top 10 programs in the FBS during that span.
- Gundy has led the Cowboys to a 76-40 record in Big 12 games since 2010, a mark that is good for second-best in the conference during that span. His 95 career wins in Big 12 games rank fourth in the history of the conference, trailing only Bob Stoops, Mack Brown and Bill Snyder on the all-time chart.
- OSU has recorded 10 victories over teams ranked in the Associated Press top 10 since 2008. Gundy has 38 career wins vs. AP Top 25 opponents. Nick Saban and Dabo Swinney are the only other active coaches with more wins over AP Top 25 teams at their current schools.
- Mike Gundy, Nick Saban, Kirby Smart, Dabo Swinney, Ryan Day and Mack Brown are the only active head coaches with teams who have finished seasons ranked in the FBS top five in total offense and total defense.
- Since 2010, the Cowboys have averaged 37.8 points and 476.5 yards of total offense per game. Oklahoma State has ranked in the top 10 nationally in scoring offense six times during Gundy's tenure as head coach and has ranked in the top 10 nationally in total offense seven times. The Cowboys led the nation in turnover margin in 2011 and have ranked in the top 10 nationally in that category four times since the start of the 2011 season.
- Over the past few seasons, the Cowboys have put up some dominant numbers on defense too. OSU has now finished a season ranked among the FBS top 10 in total defense, scoring defense, rushing defense, third down defense, sacks, tackles for loss and defensive touchdowns. Included in those numbers are No. 1 national finishes in third down defense, sacks and defensive touchdowns.
- OSU's current streak of 17 straight bowl games and 17 straight winning seasons is the best in the history of the program. The bowl streak is the sixth-longest active streak in the nation, and is the longest active streak in the nation for one coach at one school.
- Gundy ranks fourth among all active head coaches with 156 wins at his current school.
- Through the 2023 NFL Draft, 38 Gundy-era Cowboys have been drafted into the NFL with six chosen in the first round.
- Just since 2017, Gundy has coached the leading passer in the FBS (Mason Rudolph in 2017), the leading receiver in the FBS (James Washington in 2017) and the leading rusher in the FBS (Chuba Hubbard in 2019).
- Gundy's coaching tree has blossomed. Former Gundy assistants include Houston head coach Dana Holgorsen, former UNLV head coach Marcus Arroyo, Cal offensive coordinator Jake Spavital, Penn State offensive coordinator Mike Yurcich, Baltimore Ravens offensive coordinator Todd Monken, Ohio State defensive coordinator Jim Knowles and former North Carolina head coach Larry Fedora. Other notable former Gundy assistants include Indiana offensive coordinator Walt Bell, former Virginia Tech offensive coordinator Brad Cornelsen, Georgia Tech defensive coordinator Andrew Thacker, North Carolina cornerbacks coach Jason Jones, Missouri running backs coach Curtis Luper, Philadelphia Eagles assistant head coach and running backs coach Jemal Singleton and Maryland passing game coordinator Gunter Brewer, among several others.
- OSU has also excelled in the classroom during Mike Gundy's tenure as head coach. In 2018, Oklahoma State was one of only five FBS programs to earn the AFCA's Academic Achievement Award. Cowboy football posted a perfect score of 1,000 on the NCAA Academic Progress Rate (APR) that same year. In the APR data released in 2019, OSU ranked second in the Big 12 with a multi-year APR rate of 982, a mark that ranks as the best for OSU since the NCAA began its tracking. In 2020, OSU set a then-league football record with 28 first-team selections to the Academic All-Big 12 team and a school record with 43 total selections, and followed it with 28 first-team members in 2021 and 29 in 2022.

Most Wins in Past 10 Years

1. Alabama	126
2. Clemson	121
3. Ohio State	116
4. Georgia	109
5. Oklahoma	103
6. Notre Dame	94
Boise State	94
8. Wisconsin	92
9. LSU	90
10. Oklahoma State	89
Oregon	89
12. San Diego State	87
13. Cincinnati	86
Iowa	86
UCF	86
Michigan	86
Appalachian State	86
18. Penn State	85
19. Marshall	84
20. Florida State	83
Utah	83



Coaching Staff

Mike Gundy is a true Cowboy.

He has spent more than half of his life either quarterbacking or coaching at Oklahoma State and is the head coach presiding over the era of greatest sustained success in the history of the program.

What he has done at Oklahoma State is remarkable. When he took over as head coach on January 3, 2005, the OSU football program had an all-time record of 473-496-48 (48.9 pct.). With Gundy at the helm, OSU is 156-75-0 (67.5 pct.). Oklahoma State had 16 bowl appearances in its 105 seasons prior to Gundy, but with him as head coach the Cowboys have made 17 bowl appearances in 18 years, only missing one his first year in 2005.

He didn't take over a program known for consistent success, but Oklahoma State has indeed become a powerful program under his watch. How did it happen?

There are a number of key factors in the Cowboys' rise to prominence, but one of the most notable is that Gundy identified and executed a blueprint for success at Oklahoma State that starts with the culture and people and extends into success on the field.

The Cowboy Culture

What's interesting about Gundy's "Cowboy Culture" is that Gundy readily admits that in his early years as coach, he didn't have a name for it and wasn't strategically plotting a path that led to it. He just consistently made decisions based on what he thought was the right thing to do and empowered others to do the same.

Most Wins at Current School

(Active coaches only)

1.	194	Nick Saban, Alabama	16 years
2.	186	Kirk Ferentz, Iowa	24 years
3.	161	Dabo Swinney, Clemson	15 years
4.	156	Mike Gundy, Oklahoma State	18 years
5.	154	Kyle Whittingham, Utah	18 years
6.	120	Troy Calhoun, Air Force	16 years
7.	110	Pat Fitzgerald, Northwestern	17 years
8.	109	Rick Stockstill, Middle Tennessee	17 years
9.	99	Mack Brown, North Carolina	14 years

It wasn't until 2017 that the words "Cowboy Culture" began popping up around the football facility in Boone Pickens Stadium.

The signs that now hang on the walls there highlight concepts that Gundy places a high value on, such as "DAT" (Discipline and Toughness), controlling the things that you can control and being respectful. They celebrate foundational traits like effort, focus, toughness and leadership. They remind passers-by to never show fear, frustration or fatigue.

While the Cowboy Culture reveals itself in on-field success, it also shows up off the field, most notably in the area of academics.

Take into consideration that through the spring semester of 2023, 469 Gundy-era players have graduated from Oklahoma State and that the Cowboy football program posted a perfect score of 1,000 on the NCAA's Academic Progress Rate (APR) in 2018. Additionally, OSU football's multi-year APR rate of 982 that was announced in 2019 represented the highest it has achieved since the APR was implemented in 2003. OSU's 2020 multi-year APR rate of 979 was its second-highest ever and tied for the Big 12 lead. The most recent multi-year rate released in 2022 showed a still-impressive mark of 973.

The Cowboys led the Big 12 and set a then-program record with 20 first-team Academic All-Big 12 selections in 2017. They followed that with a conference-best and then-school-record 26 overall Academic All-Big 12 honorees in 2018 and 20 honorees again in 2019. OSU followed that in 2020 with a then-league football record of 28 first-team selections and a school record with 43 total selections, and then matched it with 28 first-team selections again in 2021 and exceeded it with 29 in 2022.

In 2017, three Cowboys – running back Justice Hill, center Brad Lundblade and fullback Britton Abbott – earned spots on the CoSIDA Academic All-America team and both Abbott and Hill repeated in 2018. During Gundy's time as head coach at Oklahoma State, his players have received CoSIDA Academic All-America honors eight times and CoSIDA Academic All-District honors 10 times.

In addition to the academic recognition from CoSIDA, Lundblade was one of 10 finalists for the 2017 National Football Foundation Campbell Trophy, which is also known as the Academic Heisman. He was also one of only three student-athletes who represented the Big 12 Conference on the NCAA Autonomy Governance Committee in 2017.

It's hard to instill a culture that produces that kind of fruit in a short period of time, so Gundy's longevity and staying power have both factored into OSU's success.

Gundy is tied with Utah's Kyle Whittingham as the second-longest tenured coach at his active school in the FBS, trailing only Kirk Ferentz at Iowa. His 95 career wins in Big 12 Conference games rank fourth in the history of the league, trailing only Bob Stoops, Mack Brown and Bill Snyder.

Gundy-Era Standouts

NFL Draft Picks

Yr.	Rd.	Pick	Player	Pos.	Team
2006	6	199	Charlie Johnson	T	Colts
2007	4	132	Ryan McBean	DT	Steelers
2007	6	209	Corey Hilliard	T	Patriots
2009	1	20	Brandon Pettigrew	TE	Lions
2010	1	6	Russell Okung	T	Seahawks
2010	1	24	Dez Bryant	WR	Cowboys
2010	5	137	Perrish Cox	DB	Broncos
2010	7	250	Zac Robinson	QB	Patriots
2011	4	115	Kendall Hunter	RB	49ers
2012	1	5	Justin Blackmon	WR	Jaguars
2012	1	22	Brandon Weeden	QB	Browns
2012	6	190	Markelle Martin	DB	Titans
2013	5	151	Joseph Randle	RB	Cowboys
2013	7	242	Michael Bowie	OL	Seahawks
2014	1	8	Justin Gilbert	DB	Browns
2015	7	252	Josh Furman	DE	Broncos
2016	2	32	Emmanuel Ogbah	DB	Browns
2016	5	165	Tyreek Hill	WR	Chiefs
2017	6	194	Vincent Taylor	DT	Dolphins
2017	7	249	Chris Carson	RB	Seahawks
2018	2	60	James Washington	WR	Steelers
2018	3	76	Mason Rudolph	QB	Steelers
2018	5	146	Tre Flowers	S	Seahawks
2018	7	228	Marcell Ateman	WR	Raiders
2019	4	113	Justice Hill	RB	Ravens
2019	7	253	Jordan Brailford	DE	Redskins
2020	7	226	Arlington Hambright	OL	Bears
2021	2	39	Teven Jenkins	OL	Bears
2021	4	131	Tylan Wallace	WR	Ravens
2021	4	126	Chuba Hubbard	RB	Panthers
2021	6	201	Rodarius Williams	CB	Giants
2022	3	73	Jelani Woods	TE	Colts
2022	6	188	Malcolm Rodriguez	LB	Lions
2022	6	193	Devin Harper	LB	Cowboys
2022	7	240	Christian Holmes	CB	Commanders
2023	4	130	Tyler Lacy	DE	Jaguars
2023	6	204	Jarrick Bernard-Converse	CB	Jets
2023	7	234	Jason Taylor II	S	Rams

Major Award Winners

2008	Matt Fodge	Ray Guy Award
2010	Dan Bailey	Lou Groza Award
2010	Justin Blackmon	Biletnikoff Award
2011	Justin Blackmon	Biletnikoff Award
2017	Mason Rudolph	Johnny Unitas Award
2017	James Washington	Biletnikoff Award

All-Americans

2008	Dez Bryant	Wide Receiver
2008	Perrish Cox	Kick Returner
2008	Kendall Hunter	Running Back
2009	Perrish Cox	Cornerback
2009	Russell Okung	Offensive Line
2010	Dan Bailey	Kicker
2010	Justin Blackmon	Wide Receiver
2010	Kendall Hunter	Running Back
2010	Quinn Sharp	Punter
2011	Levy Adcock	Offensive Line
2011	Justin Blackmon	Wide Receiver
2011	Brodrick Brown	Cornerback
2011	Grant Garner	Offensive Line
2011	Markelle Martin	Safety
2011	Quinn Sharp	Kicker
2012	Quinn Sharp	Kicker
2013	Justin Gilbert	Cornerback
2015	Emmanuel Ogbah	Defensive End
2017	Tre Flowers	Safety
2017	Mason Rudolph	Quarterback
2017	James Washington	Wide Receiver
2018	Tylan Wallace	Wide Receiver
2019	Chuba Hubbard	Running Back
2020	Tylan Wallace	Wide Receiver
2021	Malcolm Rodriguez	Linebacker
2021	Kolby Harvell-Peel	Safety
2021	Matt Hembrough	Long-Snapper
2022	Jason Taylor II	Safety

Big 12 Player of the Year

2008	Dez Bryant	Special Teams
2010	Dan Bailey	Special Teams
2010	Justin Blackmon	Offense
2011	Quinn Sharp	Special Teams
2012	Quinn Sharp	Special Teams
2015	Emmanuel Ogbah	Defense
2019	Chuba Hubbard	Offense



Coaching Staff

Gundy-Era Standouts

Big 12 Lineman of the Year

2009	Russell Okung	Offense
2011	Grant Garner	Offense
2014	Emmanuel Ogbah	Defense

Big 12 Newcomer the Year

2005	Mike Hamilton	RB	Offense
2006	Adarius Bowman	WR	Offense
2012	Calvin Barnett	DT	Defense
2014	Tyreek Hill	RB	Offense
2016	Justice Hill	RB (AP)	Offense
2021	Jaylen Warren	RB	Offense

Big 12 Freshman the Year

2006	Andre Sexton	S	Defense
2010	Shaun Lewis	LB (co)	Defense
2012	J.W. Walsh	QB	Offense
2016	Justice Hill	RB	Offense
2019	Spencer Sanders	QB	Offense
2021	Collin Oliver	DE	Defense
2022	Kendal Daniels	S	Defense

First-Team All-Big 12

2006	Adarius Bowman	Wide Receiver
	Corey Hilliard	Offensive Line
2007	Dantrell Savage	Running Back
	Brandon Pettigrew	Tight End
2008	Dez Bryant	Wide Receiver
	Kendall Hunter	Running Back
	Russell Okung	Offensive Line
2009	Perrish Cox	Cornerback
	Russell Okung	Offensive Line
	Keith Toston	Running Back
	Bryant Ward	Running Back
2010	Levy Adcock	Offensive Line
	Dan Bailey	Kicker
	Justin Blackmon	Wide Receiver
	Kendall Hunter	Running Back
	Orie Lemon	Linebacker
	Andrew McGee	Cornerback
	Quinn Sharp	Punter
	Bryant Ward	Fullback
	Brandon Weeden	Quarterback
2011	Justin Blackmon	Wide Receiver
	Levy Adcock	Offensive Line
	Grant Garner	Offensive Line
	Quinn Sharp	Punter
	Quinn Sharp	Kicker
	Jamie Blatnick	Defensive End
	Markelle Martin	Safety
	Brodrick Brown	Cornerback
2012	Joseph Randle	Running Back
	Lane Taylor	Offensive Line
	Josh Stewart	Wide Receiver
	Calvin Barnett	Defensive Tackle
	Quinn Sharp	Punter
	Quinn Sharp	Kicker
2013	Parker Graham	Offensive Line
	Calvin Barnett	Defensive Tackle
	Shaun Lewis	Linebacker
	Justin Gilbert	Cornerback
2014	Tyreek Hill	Return Man
	Emmanuel Ogbah	Defensive End
2015	Emmanuel Ogbah	Defensive End
	Kevin Peterson	Cornerback
	Blake Jarwin	Tight End
2016	James Washington	Wide Receiver
	Vincent Taylor	Defensive Tackle
	Jordan Sterns	Safety
2017	Justice Hill	Running Back
	James Washington	Wide Receiver
	Zach Crabtree	Offensive Line
	Brad Lundblade	Offensive Line
	Marcus Keyes	Offensive Line
	DeQuinton Osborne	Defensive Tackle
	Tre Flowers	Safety
2018	Justice Hill	Running Back
	Tylan Wallace	Wide Receiver
	Jordan Brailford	Defensive End
2019	Chuba Hubbard	Running Back
	Kolby Harvell-Peel	Safety
	Marcus Keyes	Offensive Line
2020	Teven Jenkins	Offensive Line
	Josh Sills	Offensive Line
	Tylan Wallace	Wide Receiver
2021	Spencer Sanders	Quarterback
	Josh Sills	Offensive Line
	Malcolm Rodriguez	Linebacker
	Jarrick Bernard-Converse	Cornerback
	Kolby Harvell-Peel	Safety
	Brock Martin	Defensive End
2022	Jason Taylor II	Safety

On the Field

Of course, college football is a tough business in which longevity and staying power are hard to come by for coaches who don't win games, but Gundy is indeed a winner. He coached the Cowboys to the 2011 Big 12 championship and has posted seven 10-win seasons. Gundy has coached Oklahoma State to five bowl games now referred to as the New Year's Six since the 2009 season (2010 Cotton Bowl, 2012 Fiesta Bowl, 2014 Cotton Bowl, 2016 Sugar Bowl and 2022 Fiesta Bowl) and has led the Cowboys to bowl games and winning records in 17 consecutive seasons – both school records.

Included among his career coaching accolades are 2011 National Coach of the Year, 2021 Big 12 Coach of the Year, 2010 Big 12 Coach of the Year and 2015 AFCA Region 4 Coach of the Year.

Signature traits of Gundy's best teams have varied slightly over the years, but he has built elite-level units in all three phases of the game.

From an offensive perspective, the Cowboys have averaged 37.83 points per game since 2010, a mark that ranks fifth in the FBS. During that same time span, OSU also ranks in the top five nationally in total offense per game (sixth - 476.5 yards per game) and passing yards per game (third - 303.0 yards per game). OSU is also seventh in the FBS in yards per play during that span, averaging 6.32.

The offensive talent that Gundy has coached at Oklahoma State during his tenure is remarkable. Receiver Justin Blackmon is one of only two players ever to win the Biletnikoff Award presented to the nation's top receiver twice, as he accomplished the feat in 2010 and again in 2011. James Washington joined Blackmon in the Biletnikoff Award fraternity by winning the award in 2017 to make Oklahoma State one of only two schools with three Biletnikoff Awards to its credit. Running back Chuba Hubbard was a unanimous All-American in 2019. Running back Kendall Hunter was a two-time consensus All-American. Quarterback Mason Rudolph won the Johnny Unitas Golden Arm Award and was an All-American in 2017. Blackmon was an NFL first-round draft pick, as were tight end Brandon Pettigrew, offensive lineman Russell Okung, receiver Dez Bryant and quarterback Brandon Weeden. Running back Chris Carson was a standout for the Seattle Seahawks and receiver Tyreek Hill is one of the NFL's most dangerous weapons for the Miami Dolphins.

Just since 2017, Gundy has coached the leading passer in the FBS (Rudolph in 2017), the leading receiver in the FBS (Washington in 2017) and the leading rusher in the FBS (Hubbard in 2019).

Defensively, forcing turnovers and getting pressure in the backfield have been the Cowboys' signature traits of the Gundy era. Oklahoma State is third in the FBS with 311 turnovers forced since 2010. OSU ranked in the top 10 in the nation in turnovers forced in 2009, 2010, 2011, 2013 and 2015.

The Cowboys have also taken their place among the nation's best at winning at the line of scrimmage and defending on third down in recent years. OSU ranked among the FBS top 20 in tackles for loss per game in 2006, 2013, 2014, 2015, 2017, 2018, 2020, 2021 and 2022, and sacks per game in 2006, 2015, 2018, 2020 and 2021, when it ranked No. 1 in the FBS. OSU's defense also led the FBS in third down defense and defensive touchdowns in 2020 and was among the FBS top five in total defense, rushing defense and third down defense in 2021.

Some of the most notable defensive players of the Gundy era include linebacker Malcolm Rodriguez, who was an All-American in 2021, cornerback Justin Gilbert, who was an All-American in 2013 and also a finalist for the Jim Thorpe Award before being selected with the eighth pick of the first round of the 2014 NFL Draft, and defensive end Emmanuel Ogbah, who was a 2015 All-American and the 2015 Big 12 Defensive Player of the Year before being chosen 32nd overall in the 2016 NFL Draft.

Dynamic special teams have also factored into Gundy's success. In fact, he spends much of his game-planning on special teams and is at his most vocal on the practice field during special teams periods. Matt Fodge won the Ray Guy Award presented to the nation's top punter in 2008 and Dan Bailey won the Lou Groza Award presented to the nation's top kicker in 2010. Quinn Sharp was an All-America punter in 2010 and an All-America kicker in 2011 and 2012. Return men have also thrived as part of Oklahoma State's special teams, with Perrish Cox earning All-America honors in 2008, the same year that Dez Bryant was honored as the Big 12 Special Teams Player of the Year. Tyreek Hill was a first-team All-Big 12 return man in 2014 who has earned six Pro Bowl selections since moving on to the NFL and Zach Sinor led the nation in punts downed inside the 20 in 2016.

Most Big 12 Coaching Wins (1996-2022)

Coach	School	Big 12	
		Record	Pct.
Bob Stoops	Oklahoma	121-29	.807
Bill Snyder	Kansas State	104-64	.619
Mack Brown	Texas	98-33	.748
Mike Gundy	Oklahoma State	95-61	.609
Mike Leach	Texas Tech	47-33	.588
Gary Pinkel	Missouri	47-42	.528
Gary Patterson	TCU	45-41	.523
Art Briles	Baylor	39-30	.565
Lincoln Riley	Oklahoma	37-7	.841
Gary Barnett	Colorado	34-22	.607
R.C. Slocum	Texas A&M	34-22	.607
Frank Solich	Nebraska	33-15	.688
Dana Holgorsen	West Virginia	33-30	.524
Matt Campbell	Iowa State	32-31	.508

Most Bowl Wins as a Head Coach in College Football History

Rk	Coach	Wins
1.	Joe Paterno	24
2.	Bobby Bowden	22
3.	Nick Saban*	19
4.	Bear Bryant	15
5.	Mack Brown*	14
6.	Lou Holtz	12
	Urban Meyer	12
	Tom Osborne	12
9.	Mike Gundy*	11
	Frank Beamer	11
	Gary Patterson	11
	Steve Spurrier	11
	Dabo Swinney*	11
	Kyle Whittingham*	11
15.	Kirk Ferentz*	10
	Don James	10
	Mark Richt	10
	Bob Stoops	10
	John Vaught	10

* active FBS head coach



Coaching Staff

When looking at the Gundy era at Oklahoma State, it's hard to find a position group that hasn't produced big-time talent. A sampling:

Offensive Line

Russell Okung

- 2009 Outland Trophy finalist.
- 2009 unanimous All-American.
- 2009 Big 12 Offensive Lineman of the Year.
- 2010 NFL first-round draft pick.
- Two-time NFL Pro Bowl selection.

Grant Garner

- 2011 All-American.
- 2011 Big 12 Offensive Lineman of the Year.
- 2011 Rimington Award finalist.

Levy Adcock

- 2011 consensus All-American.

Lane Taylor

- 2012 first-team All-Big 12.
- Seven-year NFL veteran with the Green Bay Packers.

Marcus Keyes

- Two-time first-team All-Big 12 in 2017 and 2019.

Corey Hilliard

- 2006 first-team All-Big 12.

Parker Graham

- 2013 first-team All-Big 12.

Zach Crabtree

- 2017 first-team All-Big 12.

Brad Lundblade

- 2017 first-team All-Big 12.

Teven Jenkins

- 2020 first-team All-Big 12.
- NFL second-round pick.

Josh Sills

- 2020 and 2021 first-team All-Big 12

Quarterback

Mason Rudolph

- 2017 Johnny Unitas Golden Arm Award winner.
- 2017 Davey O'Brien Award finalist.
- 2017 second-team All-American.

Brandon Weeden

- 2012 NFL first-round draft pick.
- 2010 first-team All-Big 12.

Spencer Sanders

- 2021 first team All-Big 12.

Running Back

Chuba Hubbard

- 2019 unanimous All-American.
- 2019 Walter Camp Player of the Year Award finalist.

- 2019 Doak Walker Award finalist.
- 2019 Big 12 Offensive Player of the Year.
- 2019 first-team All-Big 12.

Kendall Hunter

- Two-time All-American.
- 2010 Doak Walker Award finalist.
- First-team All-Big 12 in both 2008 and 2010.

Justice Hill

- 2016 Freshman All-American.
- 2017 first-team All-Big 12.
- 2018 first-team All-Big 12.

Dantrell Savage

- 2007 first-team All-Big 12.

Keith Toston

- 2009 first-team All-Big 12.

Joseph Randle

- 2012 first-team All-Big 12.

Wide Receiver

Justin Blackmon

- Two-time Biletnikoff Award winner.
- Two-time unanimous All-American.
- NFL first-round draft pick.
- 2010 Big 12 Offensive Player of the Year.

James Washington

- 2017 Biletnikoff Award winner.
- 2017 unanimous All-American.
- Two-time first-team All-Big 12.

Dez Bryant

- 2008 consensus All-American.
- 2008 Biletnikoff Award finalist.
- 2010 NFL first-round draft pick.
- Three-time NFL Pro Bowl selection.

Tylan Wallace

- 2018 Biletnikoff Award finalist.
- 2018 and 2020 All-American.
- 2018 and 2020 first-team All-Big 12.

Adarius Bowman

- 2006 first-team All-Big 12.

Josh Stewart

- 2012 first-team All-Big 12.

Tight End/Fullback

Brandon Pettigrew

- 2009 NFL first-round draft pick.
- 2009 Mackey Award finalist.

Blake Jarwin

- 2015 first-team All-Big 12.

Bryant Ward

- 2010 first-team All-Big 12.

Defensive Line

Emmanuel Ogbah

- 2015 All-American.
- 2015 Big 12 Defensive Player of the Year.
- 2015 Ted Hendricks Award finalist.
- The first pick of the second round of the 2016 NFL draft.
- 2014 Big 12 Defensive Lineman of the Year.
- First-team All-Big 12 in 2014 and 2015.
- Super Bowl champion in 2020.

Calvin Barnett

- First-team All-Big 12 in 2012 and 2013.

Jamie Blatnick

- 2011 first-team All-Big 12.

Vincent Taylor

- 2016 first-team All-Big 12.

DeQuinton Osborne

- 2017 first-team All-Big 12.

Jordan Brailford

- 2018 first-team All-Big 12.

Brock Martin

- 2021 first-team All-Big 12.

Linebacker

Orie Lemon

- 2010 first-team All-Big 12.

Shaun Lewis

- 2013 first-team All-Big 12.

Malcolm Rodriguez

- 2021 All-American.
- 2021 first-team All-Big 12.

Cornerback

Justin Gilbert

- 2013 Thorpe Award finalist.
- 2013 consensus All-American.
- 2014 NFL first-round draft pick.

Perrish Cox

- 2009 first-team All-Big 12.

Andrew McGee

- 2010 first-team All-Big 12.

Brodrick Brown

- 2011 All-American.
- 2011 first-team All-Big 12.

Kevin Peterson

- 2015 first-team All-Big 12.

Jarrick Bernard-Converse

- 2021 first-team All-Big 12.

Safety

Markelle Martin

- 2011 All-American.
- 2011 first-team All-Big 12.

Jordan Sterns

- Two-time first-team All-Big 12 in 2015 and 2016.

Tre Flowers

- 2017 second-team All-American.
- 2017 first-team All-Big 12.

Kolby Harvell-Peel

- 2021 All-American.
- 2019 and 2021 first-team All-Big 12.

Jason Taylor II

- 2022 All-American.
- 2022 first-team All-Big 12.

Specialists

Matt Fodge

- 2008 Ray Guy Award winner.

Dan Bailey

- 2010 Lou Groza Award winner.
- 2010 All-American.
- 2010 Big 12 Special Teams Player of the Year.
- 2016 NFL Pro Bowler.

Quinn Sharp

- 2010 All-America punter.
- 2011 All-America kicker.
- 2012 All-America kicker.
- Big 12 Special Teams Player of the Year in 2011 and 2012.

Perrish Cox

- 2008 All-America kick returner.

Dez Bryant

- 2008 Big 12 Special Teams Player of the Year.
- 2010 NFL first-round draft pick.
- Three-time NFL Pro Bowl selection.

Tyreek Hill

- 2014 First-Team All-Big 12 return man.
- Seven-time NFL Pro Bowl selection.

Matt Hembrough

- 2021 All-America long-snapper.
- 2022 Mannelly Award finalist.

Coaching Staff

Gundy vs. All Opponents

Opponent	Overall	Home	Away	Neutral
Alabama	1-0	0-0	0-0	1-0
Arizona	2-1	1-0	0-1	1-0
Arizona State	1-0	1-0	0-0	0-0
Arkansas-Pine Bluff	1-0	1-0	0-0	0-0
Arkansas State	2-0	1-0	0-0	1-0
Baylor	11-8	7-2	4-5	0-1
Boise State	2-0	1-0	1-0	0-0
Central Arkansas	1-0	1-0	0-0	0-0
Central Michigan	2-1	1-1	1-0	0-0
Colorado	3-1	1-1	1-0	1-0
Florida Atlantic	3-0	2-0	1-0	0-0
Florida State	0-1	0-0	0-0	0-1
Georgia	1-1	1-0	0-1	0-0
Grambling State	1-0	1-0	0-0	0-0
Houston	1-2	1-1	0-1	0-0
Indiana	1-0	0-0	0-0	1-0
Iowa State	11-4	6-1	5-3	0-0
Kansas	13-2	6-1	7-1	0-0
Kansas State	9-6	6-1	3-5	0-0
Lamar	1-0	1-0	0-0	0-0
Louisiana	3-0	2-0	1-0	0-0
McNeese	1-0	1-0	0-0	0-0
Miami (FL)	1-0	0-0	0-0	1-0
Mississippi	0-2	0-0	0-0	0-2
Mississippi State	1-0	0-0	0-0	1-0
Missouri	4-2	1-1	2-0	1-1
Missouri State	5-0	5-0	0-0	0-0
Montana State	1-0	1-0	0-0	0-0
Nebraska	2-1	1-1	1-0	0-0
Notre Dame	1-0	0-0	0-0	1-0
Oklahoma	3-15	2-7	1-8	0-0
Oregon	0-1	0-0	0-0	0-1
Oregon State	1-0	0-0	1-0	0-0
Pittsburgh	2-0	1-0	1-0	0-0
Purdue	1-0	0-0	0-0	1-0
Rice	1-0	1-0	0-0	0-0
Sam Houston State	1-0	1-0	0-0	0-0
Savannah State	1-0	1-0	0-0	0-0
South Alabama	2-0	1-0	1-0	0-0
Southeastern Louisiana	1-0	1-0	0-0	0-0
Stanford	1-0	0-0	0-0	1-0
TCU	6-5	5-1	1-4	0-0
Texas	9-9	3-6	6-3	0-0
Texas A&M	4-4	2-1	2-2	0-1
Texas Tech	14-4	8-1	6-3	0-0
Troy	2-1	2-0	0-1	0-0
Tulsa	6-0	4-0	2-0	0-0
UTSA	3-0	2-0	1-0	0-0
Virginia Tech	1-0	0-0	0-0	1-0
Washington	1-0	0-0	0-0	1-0
Washington State	2-0	1-0	0-0	1-0
West Virginia	8-3	4-2	4-1	0-0
Wisconsin	0-1	0-0	0-0	0-1
Total	156-75	89-28	53-39	14-8

Gundy vs. All Conferences

(Reflects 2023 membership)

Opponent	Overall	Home	Away	Neutral
ACC	4-1	1-0	1-0	2-1
Big Ten	4-2	1-1	1-0	2-1
Big 12	85-58	48-23	37-34	0-1
Pac-12	11-3	4-1	2-1	5-1
SEC	11-9	4-2	4-3	3-4

American Athletic	13-0	9-0	4-0	0-0
Conference USA	1-0	1-0	0-0	0-0
Mid-American	2-1	1-1	1-0	0-0
Mountain West	2-0	1-0	1-0	0-0
Sun Belt	9-1	6-0	2-1	1-0
FBS Independents	1-0	0-0	0-0	1-0
FCS	13-0	13-0	0-0	0-0
Total	156-75	89-28	53-39	14-8

Record in Big 12 Games Since 2010

1. Oklahoma	89-26	.774
2. Oklahoma State	76-40	.655
3. Kansas State	66-49	.574
4. Baylor	65-51	.560
5. TCU*	55-44	.555
6. Texas	61-54	.530
7. West Virginia*	47-51	.480
8. Iowa State	45-71	.388
9. Texas Tech	41-75	.353
10. Kansas	10-105	.087

*TCU and West Virginia didn't join the Big 12 until 2012.

Playing Days

Mike Gundy first arrived on the Oklahoma State campus in 1986 after a heavily-decorated prep career. He was a four-year starter at OSU from 1986-89 and led the Cowboys to a pair of bowl wins - the 1987 Sun Bowl over West Virginia and the 1988 Holiday Bowl over Wyoming. During those two seasons, OSU accumulated a 20-4 record.

Gundy ended his career as the Big Eight Conference's all-time leader in passing and total offense. More than 20 years after his playing career, his name is still featured throughout the OSU record books. Most of his personal marks stood until Gundy assumed head coaching duties. He began his college career by throwing 138 passes before tossing his first career interception. That streak remained an NCAA record until 2008.

Coaching Career

After graduation, Gundy immediately joined the Oklahoma State football staff at the age of 23. He coached the receivers in 1990, the quarterbacks from 1991-1993 and in 1994, served as offensive coordinator during the final year for Gundy's college coach, Pat Jones. Gundy coached in Stillwater under each of the three previous Cowboy head coaches (Jones, Bob Simmons and Les Miles).

He spent one season at Baylor (1996) as quarterbacks coach and passing game coordinator before heading to the ACC, where he coached at Maryland from 1997-2000. He returned to Stillwater in 2001 as assistant head coach and offensive coordinator, and he also coached OSU quarterbacks.

Gundy is just the third Oklahoma State graduate to assume the head coaching duties in Stillwater. Jim Lookabaugh (1939-49) and Floyd Gass (1969-71) were the others.

Personal

Gundy and his wife, Kristen (also an OSU graduate), have three children, Gavin, Gunnar and Gage. Gunnar is now a quarterback at Oklahoma State.



Gundy Year-by-Year Head Coaching Record

Year	Overall	Home	Away	Neutral	League Record	Finish
2005	4-7	3-3	1-4	0-0	1-7	6th South
2006	7-6	4-2	1-4	2-0	3-5	5th South
2007	7-6	4-2	2-4	1-0	4-4	3rd South
2008	9-4	6-1	2-2	1-1	5-3	4th South
2009	9-4	6-2	3-1	0-1	6-2	2nd South
2010	11-2	5-2	5-0	1-0	6-2	11st South
2011	12-1	6-0	5-1	1-0	8-1	1st
2012	8-5	6-1	1-4	1-0	5-4	T3rd
2013	10-3	5-1	4-1	1-1	7-2	T2nd
2014	7-6	4-2	2-3	1-1	4-5	7th
2015	10-3	5-2	5-0	0-1	7-2	2nd
2016	10-3	6-1	3-2	1-0	7-2	T2nd
2017	10-3	3-3	6-0	1-0	6-3	3rd
2018	7-6	5-2	1-4	1-0	3-6	T7th
2019	8-5	4-2	4-2	0-1	5-4	T3rd
2020	8-3	4-1	3-2	1-0	6-3	3rd
2021	12-2	7-0	4-1	1-1	8-1	1st
2022	7-6	6-1	1-4	0-1	4-5	5th
Career	156-75	89-28	53-39	14-8	95-61	-



Coaching Staff

Mike Gundy Year-by-Year Coaching Results

2005 - 4-7 (1-7 Big 12)

S3	W	15-10	MONTANA STATE	
S8	W	23-3	at Florida Atlantic	
S17	W	20-10	ARKANSAS STATE	
S24	Idle			
O1	L	0-34	COLORADO*	
O8	L	31-38	MISSOURI*	
O15	L	23-62	at Texas A&M*	
O22	L	10-37	at Iowa State*	
O29	L	28-47	TEXAS* (HC)	NR/2
N5	Idle			
N12	W	24-17	TEXAS TECH*	NR/13
N19	L	34-44	at Baylor*	
N26	L	14-42	at Oklahoma*	

2006 - 7-6 (3-5 Big 12)

S2	W	52-10	MISSOURI STATE	
S9	W	35-7	at Arkansas State (at Little Rock)	
S16	W	48-8	FLORIDA ATLANTIC	
S23	L	25-34	at Houston	
S30	Idle			
O7	L	27-31	at Kansas State*	
O14	W	42-32	at Kansas*	
O21	L ot	33-34	TEXAS A&M* (HC)	NR/23
O28	W	41-29	NEBRASKA*	NR/20
N4	L	10-36	at Texas*	NR/4
N11	W	66-24	BAYLOR*	
N18	L	24-30	at Texas Tech*	
N25	L	21-27	OKLAHOMA*	NR/13
PetroSun Independence Bowl - Shreveport, La.				
D28	W	34-31	vs. Alabama	

2007 - 7-6 (4-4 Big 12)

S1	L	14-35	at Georgia	NR/13
S8	W	42-6	FLORIDA ATLANTIC	
S14	L	23-41	at Troy	
S22	W	49-45	TEXAS TECH*	
S29	W	39-3	SAM HOUSTON STATE	
O6	L	23-24	at Texas A&M*	
O13	W	45-14	at Nebraska*	
O20	W	41-39	KANSAS STATE* (HC)	NR/25
O27	Idle			
N3	L	35-38	TEXAS*	NR/14
N10	L	28-43	KANSAS*	NR/5
N17	W	45-14	at Baylor*	
N24	L	17-49	at Oklahoma*	NR/10
Insight Bowl - Tempe, Ariz.				
D31	W	49-33	vs. Indiana	

2008 - 9-4 (5-3 Big 12)

Final AP Ranking: No. 16				
A30	W	39-13	vs. Washington State (Seattle)	
S6	W	56-37	HOUSTON	
S13	W	57-13	MISSOURI STATE	
S27	W	55-24	TROY	
O4	W	56-28	TEXAS A&M*	21/NR
O11	W	28-23	at Missouri*	17/3
O18	W	34-6	BAYLOR* (HC)	8/NR
O25	L	24-28	at Texas*	7/1
N1	W	59-17	IOWA STATE*	9/NR
N8	L	20-56	at Texas Tech*	8/2
N15	W	30-17	at Colorado*	11/NR
N22	Idle			11/
N29	L	41-61	OKLAHOMA*	11/3
D5	Idle			14/
D12	Idle			13/
Holiday Bowl - San Diego, Calif.				
D30	L	31-42	vs. Oregon	13/15

2009 - 9-4 (6-2 Big 12)

Preseason AP Ranking: No. 9				
S5	W	24-10	GEORGIA	9/13
S12	L	35-45	HOUSTON	5/RV
S19	W	41-24	RICE	16/NR
S26	W	56-6	GRAMBLING STATE	16/NR
O3	Idle			15/
O10	W	36-31	at Texas A&M*	15/NR
O17	W	33-17	MISSOURI* (HC)	16/RV
O24	W	34-7	at Baylor*	14/NR
O31	L	14-41	TEXAS*	13/3
N7	W	34-8	at Iowa State*	18/NR
N14	W	24-17	TEXAS TECH*	17/RV
N19	W	31-28	COLORADO*	12/RV
N28	L	0-27	at Oklahoma*	11/NR
Cotton Bowl - Arlington, Texas				
J2	L	7-21	vs. Ole Miss	21/RV

2010 - 11-2 (6-2 Big 12)

Final AP Ranking: No. 13				
S4	W	65-17	WASHINGTON ST.	RV/NR
S11	W	41-38	TROY	RV/NR
S18	W	65-28	TULSA	RV/NR
S25	Idle			RV
S30	W	38-35	TEXAS A&M*	RV/RV
O8	W	54-28	at Louisiana	22/NR
O16	W	34-17	at Texas Tech*	20/NR
O23	L	41-51	NEBRASKA* (HC)	17/14
O30	W	24-14	at Kansas State*	20/NR
N6	W	55-28	BAYLOR*	19/22
N13	W	33-16	at Texas*	12/NR
N20	W	48-14	at Kansas*	12/NR
N27	L	41-47	OKLAHOMA*	10/14
D14	Idle			14/
D21	Idle			14/
Alamo Bowl - San Antonio, Texas				
D29	W	36-10	vs. Arizona	14/NR

2011 - 12-1 (8-1 Big 12)

*** Big 12 Conference Champions ***				
Preseason AP Ranking: No. 9				
Final AP Ranking: No. 3				
S3	W	61-34	LOUISIANA	9/NR
S8	W	37-14	ARIZONA	9/RV
S17	W	59-33	at Tulsa	8/NR
S24	W	30-29	at Texas A&M*	7/8
O1	Idle			5/
O8	W	70-28	KANSAS*	6/NR
O15	W	38-26	at Texas*	6/22
O22	W	45-24	at Missouri*	6/NR
O29	W	59-24	BAYLOR* (HC)	3/RV
N5	W	52-45	KANSAS STATE*	3/17
N12	W	66-6	at Texas Tech*	2/NR
N18	L ot	31-37	at Iowa State*	2/NR
N25	Idle			5/
D3	W	44-10	OKLAHOMA*	3/13
Tostitos Fiesta Bowl - Glendale, Ariz.				
J2	W ot	41-38	vs. Stanford	3/4

2012 - 8-5 (5-4 Big 12)

Preseason AP Ranking: No. 19				
S1	W	84-0	SAVANNAH STATE	19/NR
S8	L	38-59	at Arizona	18/NR
S15	W	65-24	LOUISIANA	RV/NR
S22	Idle			RV/
S29	L	36-41	TEXAS*	RV/12
O6	Idle			
O13	W	20-14	at Kansas*	
O20	W	31-10	IOWA STATE* (HC)	
O27	W	36-10	TCU*	RV/RV
N3	L	30-44	at Kansas State*	RV/3
N10	W	55-34	WEST VIRGINIA*	RV/NR
N17	W	59-21	TEXAS TECH*	RV/23
N24	L ot	48-51	at Oklahoma*	22/14
D1	L	34-41	at Baylor*	24/NR
Heart of Dallas Bowl - Dallas, Texas				
J1	W	58-14	vs. Purdue	RV/NR

2013 - 10-3 (7-2 Big 12)

Preseason AP Ranking: No. 13				
Final AP Ranking: No. 17				
A31	W	21-3	vs. Mississippi St. (Houston)	13/NR
S7	W	56-35	at UTSA	13/NR
S14	W	59-3	LAMAR	12/NR
S21	Idle			11/
S28	L	21-30	at West Virginia*	11/NR
O5	W	33-29	KANSAS STATE*	21/NR
O12	Idle			22/
O19	W	24-10	TCU* (HC)	21/NR
O26	W	58-27	at Iowa State*	19/NR
N2	W	52-34	at Texas Tech*	18/15
N9	W	42-6	KANSAS*	15/NR
N16	W	38-13	at Texas*	12/23
N23	W	49-17	BAYLOR*	11/3
N30	Idle			7/
D7	L	24-33	OKLAHOMA*	6/18
AT&T Cotton Bowl - Arlington, Texas				
J3	L	31-41	vs. Missouri	13/9

2014 - 7-6 (4-5 Big 12)

A30	L	31-37	vs. Florida St. (Arlington)	RV/1
S6	W	40-23	MISSOURI STATE	RV/NR
S13	W	43-13	UTSA	RV/NR
S20	Idle			25

S25	W	45-35	TEXAS TECH*	24/NR
O4	W	37-20	IOWA STATE*	21/NR
O11	W	27-20	at Kansas*	16/NR
O18	L	9-42	at TCU*	15/12
O25	L	10-34	WEST VIRGINIA* (HC)	RV/22
N1	L	14-48	at Kansas State*	RV/11
N8	Idle			
N15	L	7-28	TEXAS*	
N22	L	28-49	at Baylor*	NR/6
N29	Idle			
D6	W ot	38-35	at Oklahoma*	NR/18
Cactus Bowl - Tempe, Ariz.				
J2	W	30-22	vs. Washington	

2015 - 10-3 (7-2 Big 12)

Final AP Ranking: No. 20				
S3	W	24-13	at Central Michigan	RV/NR
S12	W	32-8	CENTRAL ARKANSAS	RV/NR
S19	W	69-14	UTSA	25/NR
S26	W	30-27	at Texas*	24/NR
O3	W	36-34	KANSAS STATE*	20/RV
O10	W ot	33-26	at West Virginia*	21/RV
O17	Idle			16
O24	W	58-10	KANSAS* (HC)	14/NR
O31	W	70-53	at Texas Tech*	12/NR
N7	W	49-29	TCU*	12/5
N14	W	35-31	at Iowa State*	5/NR
N21	L	35-45	BAYLOR*	4/10
N28	L	23-58	OKLAHOMA*	9/5
Allstate Sugar Bowl - New Orleans, La.				
J1	L	20-48	vs. Ole Miss	13/16

2016 - 10-3 (7-2 Big 12)

Preseason AP Ranking: No. 21				
Final AP Ranking: No. 11				
S3	W	61-7	SOUTHEASTERN LA.	21/NR
S10	L	27-30	CENTRAL MICHIGAN	22/NR
S17	W	45-38	PITTSBURGH	RV/RV
S24	L	24-35	at Baylor*	RV/16
O1	W	49-31	TEXAS*	RV/22
O8	W	38-31	IOWA STATE*	RV/NR
O15	Idle			RV/
O22	W	44-20	at Kansas*	RV/NR
O29	W	37-20	WEST VIRGINIA* (HC)	RV/10
N5	W	43-37	at Kansas State*	22/NR
N12	W	45-44	TEXAS TECH*	17/NR
N19	W	31-6	at TCU*	13/NR
N26	Idle			10/
D5	L	20-38	at Oklahoma*	11/7
Valero Alamo Bowl - San Antonio, Texas				
D29	W	38-8	vs. Colorado	13/11

2017 - 10-3 (6-3 Big 12)

Preseason AP Ranking: No. 10				
Final AP Ranking: No. 14				
A31	W	59-24	TULSA	10/NR
S8	W	44-7	at South Alabama	11/NR
S16	W	59-21	at Pittsburgh	9/NR
S23	L	31-44	TCU*	6/16
S30	W	41-34	at Texas Tech*	15/RV
O7	Idle			15/
O14	W	59-16	BAYLOR* (HC)	14/NR
O21	W ot	13-10	at Texas*	10/NR
O28	W	50-39	at West Virginia*	11/22
N4	L	52-62	OKLAHOMA*	11/8
N11	W	49-42	at Iowa State*	12/24
N18	L	40-45	KANSAS STATE*	10/NR
N25	W	58-17	KANSAS*	18/NR
D2	Idle			18/
Camping World Bowl - Orlando, Fla.				
D28	W	30-21	vs. Virginia Tech	17/22

2018 - 7-6 (3-6 Big 12)

A30	W	58-17	MISSOURI STATE	RV/NR
S8	W	55-13	SOUTH ALABAMA	RV/NR
S15	W	44-21	BOISE STATE	24/17
S22	L	17-41	TEXAS TECH*	15/NR
S29	W	48-28	at Kansas*	RV/NR
O6	L	42-48	IOWA STATE*	25/NR
O13	L	12-31	at Kansas State*	NR/NR
O20	Idle			NR/
O27	W	38-35	TEXAS* (HC)	NR/6
N3	L	31-35	at Baylor*	RV/NR
N10	L	47-48	at Oklahoma*	NR/6
N17	W	45-41	WEST VIRGINIA*	NR/7
N24	L	24-31	at TCU*	NR/NR

D1	Idle			NR/
AutoZone Liberty Bowl - Memphis, Tenn.				
D31	W	38-33	vs. Missouri	NR/23

2019 - 8-5 (5-4 Big 12)

A30	W	52-36	at Oregon State	RV/NR
S7	W	56-14	MCNEESE	RV/NR
S14	W	40-21	at Tulsa	RV/NR
S21	L	30-36	at Texas*	RV/12
S28	W	26-13	KANSAS STATE*	RV/24
O5	L	35-45	at Texas Tech*	21/NR
O12	Idle			NR/
O19	L	27-45	BAYLOR* (HC)	NR/18
O26	W	34-27	at Iowa State*	NR/23
N2	W	34-27	TCU*	RV/NR
N9	Idle			RV/
N16	W	31-13	KANSAS*	25/NR
N23	W	20-13	at West Virginia*	22/NR
N30	L	16-34	OKLAHOMA*	21/7
D7	Idle			RV/
Academy Sports+Outdoors Texas Bowl - Houston, Texas				
D27	L	21-24	vs. Texas A&M	25/RV

2020 - 8-3 (6-3 Big 12)

Preseason AP Ranking: 15				
Final AP Ranking: 20				
S19	W	16-7	TULSA (originally 9/12)	11/NR
S26	W	27-13	WEST VIRGINIA*	15/RV
O3	W	47-7	at Kansas*	17/NR
O10	Idle			10/
O17	Idle			7/
O24	W	24-21	IOWA STATE*	6/17
O31	L ot	34-41	TEXAS*	6/RV
N7	W	20-18	at Kansas State*	14/RV
N14	Idle			14/
N21	L	13-41	at Oklahoma*	14/18
N28				

Coaching Staff



Joe Bob Clements

*Co-Defensive Coordinator/Linebackers
11th Year at OSU | 25th Year Overall
Kansas State, 1999*

- Coach Joe Bob Clements joined the Oklahoma State coaching staff in January of 2013 immediately after helping lead his alma mater, Kansas State, to the Big 12 title in 2012. Five of Clements' 10 years in Stillwater have resulted in 10-win seasons for OSU.
- Clements coached OSU's defensive line from his arrival through the end of the 2021 season, then he took charge of OSU's linebackers. He was elevated to OSU's co-defensive coordinator in January of 2023 and also maintained his coaching duties at linebacker.
- In his first season working with the linebackers in 2022, Clements coached Mason Cobb to All-Big 12 honors, while Cobb and Xavier Benson were also two of OSU's three leading tacklers.
- OSU produced a first-team All-Big 12 defensive lineman in seven of Clements' nine seasons as the defensive line coach - DT Calvin Barnett in 2013, DE Emmanuel Ogbah in 2014 and 2015, DT Vincent Taylor in 2016, DT DeQuinton Osborne in 2017, DE Jordan Brailford in 2018 and DE Brock Martin in 2021.
- Oklahoma State has had two players lead the Big 12 in sacks and Clements coached both of them - Emmanuel Ogbah, who averaged 1.00 per game in 2015 and Jordan Brailford, who had 0.69 per game in 2018.
- Seven of Clements' 10 seasons in Stillwater have produced a team tackles for loss total that ranks among the top 10 single-season marks in school history - including the school record of 114 in 2021.
- In Clements' nine seasons as the OSU defensive line coach, the unit averaged 26.5 sacks per season. In the three years prior to Clements' arrival, Cowboy defensive linemen averaged 19.5 sacks per season.
- In 2021, Clement's defensive line helped OSU lead the nation and set the school record with 57 total sacks and finish No. 2 in the FBS with 114 tackles for loss. Collin Oliver was a freshman All-American who led finished No. 7 in the FBS and set an OSU freshman record with 11.5 sacks on the season.
- In a shortened 2020 season, Clements' defensive line unit helped the Cowboys rank No. 9 in the FBS with 8.1 tackles for loss per game and No. 16 with 3.0 sacks per game.
- Despite losing every starter from the previous season, the 2019 defensive line

had just one fewer tackle than the 2018 unit. The inexperienced group combined for 30 quarterback hurries and 12 passes broken up, both of which represent the highest marks since Clements arrived in 2013. As a team, OSU had 47 quarterback hurries in 2019, a mark that ranks fourth in school history.

- The Cowboys of 2018 led the Big 12 and ranked 10th nationally with 3.00 sacks per game and ranked second in the Big 12 and 20th nationally with 7.4 tackles for loss per game.
- Clements' 2017 defensive line finished with more tackles for loss than any other defensive line unit during the Mike Gundy era at OSU (2005-present), as the 2017 defensive linemen combined for 53.5 tackles for loss. The previous record was 52, set in 2016.
- Defensive tackle Vincent Taylor finished 2016 as the FBS leader with four blocked kicks and his 12.5 tackles for loss and 7.0 sacks were the most for any interior defensive lineman in the Big 12. He earned first-team All-Big 12 honors from both the coaches and the media.
- Clements' top pupil in 2015 was first-team All-America defensive end Emmanuel Ogbah, who was a finalist for the Ted Hendricks Award presented to the nation's top defensive end and earned Big 12 Defensive Player of the Year honors from both the coaches and AP.
- In 2014, Ogbah became the first Oklahoma State player ever named Big 12 defensive lineman of the year and became just the fifth OSU defensive lineman - the second in Clements' first two years at OSU - to earn first-team All-Big 12 honors.
- During Clements' 16 combined years as a player, staffer and full-time assistant coach at K-State, the Wildcats won two Big 12 championships, four Big 12 North championships, won 10 or more games in a season nine times.
- In 2012, K-State led the Big 12 in scoring defense, ranked second in rushing defense, turnovers gained and sacks and was third in both total defense and pass efficiency defense. One of Clements' defensive ends, Meshak Williams, was honored as Big 12 defensive lineman of the year after leading the league in sacks and another, Adam Davis, was a second-team all-Big 12 honoree who led the league with four fumbles forced.
- From 2004-05, Clements served as K-State's recruiting coordinator. The two recruiting classes he spearheaded produced future NFL players Zac Diles, Yamon Figurs, Tearrius George, Justin McKinney and Reggie Walker.
- Clements spent seven seasons as a full-time member of the K-State coaching staff, plus two seasons at San Diego State and one season at Kansas prior to joining the staff at OSU.
- At San Diego State from 2006-07, Clements' time was highlighted by the performance of first-team all-Mountain West Conference defensive lineman Antwan Applewhite, who was the first Aztec defensive lineman to earn first-team all-Mountain West Conference honors in seven years.

- At Kansas in 2008, Clements helped coach the Jayhawks to an eight-win season and a win over division champion and archrival Missouri. The 2008 Jayhawks picked up a convincing 42-21 win over Minnesota in the Insight Bowl.
- Clements broke into coaching as a student assistant at K-State in 1999, was elevated to a graduate assistant post with the Wildcats in 2001 and earned his first full-time coaching position when Bill Snyder promoted him to K-State defensive ends coach in 2003.
- Clements played defensive end at K-State from 1994-98. He was a member of five bowl teams with the Wildcats, highlighted by trips to the Cotton and Fiesta Bowls.
- Clements graduated from Kansas State in 1999 with a bachelor's degree in mass communications, then added a master's degree in counseling (student development) from KSU in 2009.

Personal

- Clements and his wife, Pelusa, have four children, Orianna, Chance, Emma and Kaden. Chance plays linebacker at Oklahoma State.

Year By Year

Year	School	Position
1999-2000	Kansas State	Student Assistant
2001-02	Kansas State	Graduate Assistant
2003-05	Kansas State	Defensive Ends
2006-07	San Diego State	Defensive Line
2008	Kansas	Defensive Line
2009-11	Kansas State	Defensive Line
2012	Kansas State	Defense Run Game Coord./DE
2013-pres.	Oklahoma State	Defensive Line from 2013-21; Linebackers from 2022-pres.; Co-Def. Coord. from 2023-pres.

Bowl Games

1999	Holiday Bowl
2001	Insight.com Bowl
2001	Cotton Bowl
2002	Holiday Bowl
2004	Fiesta Bowl
2008	Insight Bowl
2010	Pinstripe Bowl
2012	Cotton Bowl
2013	Fiesta Bowl
2014	Cotton Bowl
2015	Cactus Bowl
2016	Sugar Bowl
2016	Alamo Bowl
2017	Camping World Bowl
2018	Liberty Bowl
2019	Texas Bowl
2020	Cheez-It Bowl
2021	Fiesta Bowl
2022	Guaranteed Rate Bowl

Prominent Pupils

Antwan Applewhite, Carolina Panthers
Calvin Barnett, Cleveland Browns
Jimmy Bean, Oakland Raiders
Caleb Blakesley, Kansas
Jordan Brailford, Washington Football Team
Adam Davis, Kansas State
Thomas Houchin, Indianapolis Colts
Kevin Huntley, Atlanta Falcons
Emmanuel Ogbah, Miami Dolphins
DeQuinton Osborne, Dallas Cowboys
Andrew Shull, Detroit Lions
Vincent Taylor, Buffalo Bills
Meshak Williams, Baltimore Ravens

Coaching Staff



Charlie Dickey

Offensive Line

Fifth Year at OSU | 36th Year Overall
Arizona, 1987

- A 35-year coaching veteran, Charlie Dickey joined the Oklahoma State coaching staff in February of 2019 after coaching 10 years under Bill Snyder at Kansas State. Dickey was an original member of Snyder's staff upon his return in 2009 and was promoted to run game coordinator prior to the 2016 season.
- Dickey's players have earned at least one All-Big 12 honor every season since his arrival, including Marcus Keyes in 2019, Teven Jenkins and Josh Sills in 2020, Sills again in 2021 and Hunter Woodard in 2022. All but one of those were first team honors. In the five years before Dickey, OSU earned just three total first team all-conference spots on the offensive line.
- Dickey's 2022 offensive line was penalized just 13 times on the season, greatly contributing to the team ranking No. 1 in the FBS in fewest penalties. It was also part of a top-20 passing offense in the FBS and Hunter Woodard earned second team All-Big 12 honors from the AP, despite missing the final six games to injury.
- In 2021, Dickey coached a unit that saw three players step into an everyday starter role and nine different players make at least one start. Even with the movement, the offensive line paved the way for an offense that controlled the pace of the game and moved the ball effectively. In conference games only, OSU ranked No. 1 in the Big 12 in rushing offense, No. 2 in total offense and No. 3 in scoring offense. Sills was first team All-Big 12.
- Dickey's 2020 offensive line lost two starters in the season opener and was without seven different players at one point in the year. Despite shockingly hard luck with injuries, Dickey continually shuffled the lineup on a unit that helped the Cowboys rank among the Big 12's top four teams in both rushing offense and passing efficiency. The 2020 line also produced two first All-Big 12 picks in Jenkins and Sills.
- In his first season in Stillwater, his offensive line paved the way for Chuba Hubbard to lead the FBS with 2,094 rushing yards and earn All-America and Big 12 Offensive Player of the Year status. The Cowboys of 2019 averaged 229.6 rushing yards per game - OSU's best mark since 2008. OSU ranked in the FBS top 25 in rushing offense, total offense and red zone offense. OSU's 2,985 rushing yards ranked seventh in school history and its 5.31 yards per rush ranked sixth in school history.
- With Dickey serving as the leader of the offensive line, K-State's offensive identity throughout his time in Manhattan centered on

physical play up front. During his 10 years with the Wildcats, K-State offensive linemen picked up three All-America honors and 23 All-Big 12 honors, including 11 first-team accolades.

- Dickey was part of a K-State coaching staff that led the Wildcats to the 2012 Big 12 title. His offensive line paved the way for quarterback Collin Klein to be a Heisman Trophy finalist that season. Dickey's line helped K-State finish fourth in the Big 12 in rushing offense and second in the league in fewest sacks allowed. Four of Dickey's five regular starters in 2012 earned all-conference honors.
- In each of Dickey's final three seasons in Manhattan, K-State ranked in the top four in the Big 12 in rushing offense, despite playing far fewer snaps than other teams in the league.
- Under Dickey, K-State's B.J. Finney was an All-American in 2014 and Dalton Risner was a two-time All-American in 2017 and 2018.
- During the 2018 NFL season, Dickey saw three of his former K-State pupils on active rosters - B.J. Finney with the Pittsburgh Steelers, Cornelius Lucas with the Los Angeles Rams and Cody Whitehair with the Chicago Bears. Additionally, Tavon Rooks was a draft pick of the New Orleans Saints in 2014.
- Dickey came to K-State after capping his fourth year at Utah with an undefeated 13-0 campaign and a win over No. 4 Alabama in the Sugar Bowl. Dickey was instrumental in Utah's success on offense when he took charge of the offensive line in 2005 and his position was regarded as a Ute stronghold from that day on. In 2006, the Utes were the last team in the country to allow a sack - going six games before anyone got to the quarterback.
- In 2008, offensive tackle Zane Beadles and guard Robert Conley were first-team All-Mountain West Conference selections under Dickey and protected and paved the way for quarterback Brian Johnson, the 2008 MWC Offensive Player of the Year and Sugar Bowl Most Outstanding Player.
- During his time at Utah, Dickey coached four first team all-conference players in center Jesse Boone (2005), tackles Tavo Tupola (2006) and Beadles (2008) and guard Conley (2008). In 2007, both Beadles and Conley won second-team honors for the Utes.
- Dickey coached in the Pac-10 for 13 years before heading to Utah, spending 12 years at his alma mater, Arizona, and one season at Washington. At Arizona, he coached the offensive line from 1992-2002 and tight ends in 2003. In 2004, Dickey went to Washington as the Huskies' offensive line coach.
- While at Arizona, Dickey developed first team all-conference linemen Warner Smith (1994) and Yusuf Scott (1998). Scott won the 1998 Morris Trophy, which is presented to the league's outstanding offensive lineman.
- Dickey began his coaching career after playing one season for the Pittsburgh Steelers during the 1987 NFL strike. In 1988, he worked at Arizona as a graduate assistant coach before tutoring the offensive line at Scottsdale Community College in 1989 and at Northern Arizona from 1990-91.

- In his playing days, Dickey started at offensive guard at Arizona from 1983-84 - compiling a streak of 1,230 consecutive offensive plays, including all 840 offensive plays of the 1983 season. He was named second-team All-Pac-10 in 1984 and was Arizona's Offensive MVP. Before going to Arizona, he completed an all-conference community-college career at Scottsdale Community College.

Personal

- A native of Scottsdale, Arizona, Dickey and his wife Lisa have five children, daughters Jazmin Wagner, Tasha and Shyanne, son Charles Jr., and son-in-law Alan Wagner. They also have several grandchildren.
- Their daughter, Chanel, passed away at the age of three. Tasha played basketball at K-State during the 2011-12 season.

Year By Year

Year	School	Position
1988	Arizona	Graduate Assistant
1989	Scottsdale CC	Offensive Line
1990-91	Northern Arizona	Offensive Line
1992-2002	Arizona	Offensive Line
2003	Arizona	Tight Ends
2004	Washington	Offensive Line
2005-08	Utah	Offensive Line
2009-15	Kansas State	Offensive Line
2016-17	Kansas State	Run Game Coordinator/OL
2018	Kansas State	Co-Offensive Coord./OL
2019-pres.	Oklahoma State	Offensive Line

Bowl Games

1992	John Hancock Bowl
1994	Fiesta Bowl
1994	Freedom Bowl
1997	Insight.com Bowl
1998	Holiday Bowl
2005	Emerald Bowl
2006	Armed Forces Bowl
2007	Poinsettia Bowl
2009	Sugar Bowl
2010	Pinstripe Bowl
2012	Cotton Bowl
2013	Fiesta Bowl
2013	Buffalo Wild Wings Bowl
2015	Alamo Bowl
2016	Liberty Bowl
2016	Texas Bowl
2017	Cactus Bowl
2019	Texas Bowl
2020	Cheez-It Bowl
2021	Fiesta Bowl
2022	Guaranteed Rate Bowl

Prominent Pupils

Clyde Auffer, Kansas State
 Zane Beadles, Utah
 Jesse Boone, Utah
 Robert Conley, Utah
 B.J. Finney, Kansas State
 Zach Hanson, Kansas State
 Teven Jenkins, Chicago Bears
 Terrale Johnson, Kansas State
 Zach Kendall, Kansas State
 Marcus Keyes, Oklahoma State
 Cornelius Lucas, Kansas State
 Reid Najvar, Kansas State
 Dalton Risner, Kansas State
 Tavon Rooks, Kansas State
 Yusuf Scott, Arizona
 Warner Smith, Arizona
 Boston Stiversson, Kansas State
 Tavo Tupola, Utah
 Wade Weibert, Kansas State
 Cody Whitehair, Kansas State



Coaching Staff



Tim Duffie

Defensive Passing Game Coordinator/Cornerbacks
11th Year At OSU | 24th Year Overall
Texas Tech, 1999

- Tim Duffie joined the Oklahoma State staff in March of 2013 and coaches the Cowboy cornerbacks after coaching the safeties in 2013 and 2014. He was elevated to Defensive Passing Game Coordinator in 2023 while retaining his coaching duties for the cornerbacks. Five of his 10 years on staff have resulted in 10-win seasons for the Cowboys.
- Duffie's 2022 cornerbacks helped OSU finish the season ranked among the top three Big 12 teams in pass efficiency defense and among the top three FBS teams in third down defense.
- In 2021, both of OSU's starting cornerbacks earned All-Big 12 honors from the league's head coaches as Jarrick Bernard-Converse was on the first team and Christian Holmes was on the second team. It was just the second time ever and the first time since 1997 that both of OSU's starting cornerbacks were on the coaches' all-conference team. As a team, the Cowboys wrapped up the year ranked No. 1 in the Big 12 in passing efficiency defense.
- Duffie coached Rodarius Williams to second-team All-Big 12 honors in 2020 as he set the OSU school record for consecutive starts at 48 games. *Pro Football Focus* graded him as the No. 20 overall FBS cornerback in the 2020 season and as the No. 4 FBS cornerback in tackling ... According to PFF, he was the only FBS cornerback to face at least 240 coverage snaps (he faced 255) and allow no more than 10 catches in 2020. Under Duffie's guidance, Williams wrapped his career ranked sixth in school history with 31 career passes broken up.
- Duffie coached A.J. Green to second-team All-Big 12 honors in 2018 and again in 2019. Green and fellow starting cornerback Rodarius Williams combined to break up 19 passes in 2018 - representing half the team's overall total.
- Thanks in part to the downfield coverage provided by Duffie's cornerbacks, OSU led the Big 12 and ranked 10th in the FBS with 3.00 sacks per game in 2018.
- Starting a freshman and a sophomore at cornerback in 2017, OSU led the Big 12 and ranked 15th nationally in passes intercepted. A.J. Green provided one of the signature moments of the season when he picked off a pass in the end zone in the waning seconds to seal the Cowboys' win at No. 24 Iowa State. Green tied for second in the Big 12 with four interceptions on the season.

- Duffie's cornerbacks played a role in OSU leading the Big 12 in turnovers gained in 2016.
- In 2015, Duffie coached first-team All-Big 12 cornerback Kevin Peterson, who was a semifinalist for the Jim Thorpe Award, presented to the nation's top defensive back.
- Duffie's troops helped Oklahoma State rank in the top 10 nationally in turnovers gained in both 2013 and 2015.
- In his first season in Stillwater, OSU showed significant improvement by holding opponents to 21.6 points per game, down from 28.2 points per game the year prior to his arrival.
- OSU finished 2013 ranked in the top 25 nationally in scoring defense (19th), turnovers gained (fifth), passes intercepted (third), red zone defense (seventh), pass efficiency defense (sixth), tackles for loss (16th) and third-down conversion percentage defense (seventh).
- The 2013 Cowboys ranked third in school history in yards per pass attempt defense and third in pass efficiency defense. OSU's 21 interceptions in Duffie's first year were the sixth-highest total in school history and its 60 pass breakups ranked seventh.
- Duffie coached Daytawion Lowe to second-team All-Big 12 honors 2013.
- In 2014, one of Duffie's pupils, sophomore safety Jordan Sterns, became the first Oklahoma State underclassman to record 100 tackles in a season in 18 years. Under Duffie's coaching, Sterns earned All-Big 12 honors in both 2015 and 2016.
- Duffie came to Stillwater after spending the 2012 season coaching the secondary at Wake Forest. In his lone season at Wake, the Demon Deacons led the Atlantic Coast Conference and ranked 25th nationally in turnover margin.
- Prior to his time at Wake Forest, Duffie spent 2008-11 at Colorado State. He was cornerbacks coach from 2008-10 and then coached the entire Rams secondary in 2011. He served as CSU's primary recruiter for the state of Texas.
- While in Fort Collins, Duffie was heavily involved in recruiting much of CSU's top talent, including Crockett Gillmore, an all-conference performer in his first season as a tight end in 2011, Weston Richburg, a 2010 freshman All-American, and Austin Gray, a 12-game starter at safety as a freshman in 2011. In his first year at the reins of the Rams full secondary in 2011, Duffie was instrumental in helping CSU finish the regular season ranked 14th in the nation by allowing only 179.6 passing yards per game.
- Duffie broke into coaching at UTEP, where he served as a graduate assistant coaching linebackers in 2000 and then safeties in 2001. He was elevated to his first full-time position coaching the Miners safeties from 2002-03 then served as UTEP's linebackers coach from 2004-06 and back to safeties in 2007.

- During his time at UTEP, he coached nine all-conference athletes, the 2004 Western Athletic Conference Defensive Player of the Year in Robert Rodriguez and a second-round NFL draft choice in Thomas Howard. Howard went on to become an everyday starter for the Oakland Raiders and Cincinnati Bengals.
- As a two-year starter and four-year letterwinner playing for coach Spike Dykes at Texas Tech, Duffie had 202 tackles, six tackles for loss, one sack, three passes broken up and two interceptions from 1996-99. As a senior, he started all 11 games and racked up a single-game career-high 18 tackles at Missouri. A second-team all-state selection at Jefferson High School in his hometown of Jefferson, Texas, Duffie earned Cypress Valley Player of the Year honors and was an all-district performer on three occasions. In addition to football, he lettered in basketball, baseball and track.
- Duffie earned a bachelor's degree in exercise and sports science from Texas Tech in 1999 and a master's in education administration from UTEP in 2002.

Personal

- Duffie and his wife, Autumn, have two sons together, Memphis and Manhattan. He also has a son, Timias.

Year By Year

Year	School	Position
2000-01	UTEP	Graduate Assistant
2001	Detroit Lions	Minority Fellowship
2002-07	UTEP	Safeties from 2002-03, 2007; Linebackers from 2004-06
2008-11	Colorado State	Cornerbacks from 2008-10; Secondary in 2011
2012	Wake Forest	Secondary
2013-pres.	Oklahoma State	Safeties from 2013-14 Cornerbacks from 2015-pres. Def. PG Coord. from 2023-pres.

Bowl Games

2004	Houston Bowl
2005	GMAC Bowl
2008	New Mexico Bowl
2014	Cotton Bowl
2015	Cactus Bowl
2016	Sugar Bowl
2016	Alamo Bowl
2017	Camping World Bowl
2018	Liberty Bowl
2019	Texas Bowl
2020	Cheez-It Bowl
2021	Fiesta Bowl
2022	Guaranteed Rate Bowl

Prominent Pupils

Quintin Demps, Houston Texans
Tre Flowers, Seattle Seahawks
Shamiel Gary, Miami Dolphins
Justin Gilbert, Cleveland Browns
Thomas Howard, Cincinnati Bengals
Michael Hunter, New York Giants
Ashton Lampkin, Kansas City Chiefs
Trey Merikens, Atlanta Falcons
Tyler Patmon, Jacksonville Jaguars
Kevin Peterson, Los Angeles Rams
Lenzy Pipkins, Green Bay Packers
Robert Rodriguez, Tennessee Titans
Jordan Sterns, Kansas City Chief
Rodarius Williams, New York Giants
A.J. Green, Cleveland Browns

Coaching Staff



Kasey Dunn

Assoc. Head Coach/Off. Coordinator/Receivers
13th Year at OSU | 31st Year Overall
Idaho, 1992

- Kasey Dunn joined the Oklahoma State staff in February of 2011 and was elevated to Associate Head Coach in 2019. He was promoted to offensive coordinator in January of 2020. He is the longest consecutively-serving OSU football assistant since 1962.
- In 2022, the Cowboys had an FBS-top 20 passing offense for the first time since 2018, and produced the Big 12 leader in total offense and passing yards per game in quarterback Spencer Sanders.
- Dunn's 2021 offense ranked No. 12 in the FBS and first in the Big 12 with 328 first downs on the year. It also produced the second ever first team all-conference quarterback for OSU in Spencer Sanders, as well as all-conference receiver Tay Martin and offensive lineman Josh Sills, and Big 12 Newcomer of the Year Jaylen Warren. When it came to play in conference games only, Oklahoma State ranked No. 1 in the Big 12 in rushing offense, No. 2 in total offense and No. 3 in scoring offense.
- In his first year as an offensive coordinator in 2020, OSU's offense ranked 18th in the FBS with 259 total first downs while producing four all-conference players and an All-America wide receiver in Tylan Wallace. OSU was also second in the Big 12 in third down conversion percentage, all while dealing with more than its fair share of injuries on the offensive side.
- Recognized as one of the best receivers coaches in college football, Dunn was honored by both *247Sports* and *FootballScoop* as the Wide Receivers Coach of the Year in 2017.
- In his 12 years with the Cowboys, his receivers have earned All-Big 12 honors 12 times and OSU has had at least one All-Big 12 receiver in all but two of Dunn's years on staff.
- The Cowboys have won at least 10 games six times with Dunn on staff.
- Dunn recruited and coached James Washington at OSU. The winner of the 2017 Biletnikoff Award and a unanimous All-American, Washington finished his career as OSU's career receiving yards leader and as the second-most productive receiver in the history of the Big 12 Conference with 4,472 receiving yards to his credit. Washington finished his career with 39 receiving touchdowns, a mark that ranks fifth in Big 12 history.

- Dunn coached Justin Blackmon to the 2011 Biletnikoff Award as America's top wide receiver in addition to coaching him to unanimous All-America recognition. Under Dunn's watch, Blackmon set the OSU single-season record for receptions in 2011 and was the fifth overall pick in the 2012 NFL Draft.
- Dunn recruited and coached two-time All-American and 2018 Biletnikoff Award finalist Tylan Wallace.
- In Dunn's 12 seasons at OSU, the Cowboys have ranked in the FBS top 10 in scoring offense three times, in passing offense six times and in yards per pass attempt four times.
- In 2017, the Cowboys became the first offense in Big 12 history with a 4,000-yard passer (Mason Rudolph), two 1,000-yard receivers (James Washington and Marcell Ateman) and a 1,000-yard rusher (Justice Hill).
- Seven of Dunn's 12 seasons at OSU rank among the top 10 in school history for scoring offense, total offense, passing offense and passing touchdowns. He has coached eight 1,000-yard receivers in his 12 years at OSU.
- In 2017, Dunn coached what many considered to be the best group of receivers in the nation. Four Cowboys had at least 500 receiving yards and five receiving touchdowns that season, both of which were firsts in school history.
- Dunn came to OSU after coaching receivers at Southern Miss in 2010. During his year at Southern Miss, the Golden Eagles went 8-5 and played in the Beef O'Brady's Bowl. The Golden Eagles ranked 18th nationally in total offense and were 15th nationally in scoring offense.
- With the Seahawks in 2009, Dunn oversaw running backs Julius Jones and Justin Forsett as they combined for 291 carries for 1,282 yards and 76 receptions for 582 yards.
- A 1992 University of Idaho graduate, Dunn was a standout receiver at Idaho from 1987-91. He was a three-time All-American who ended his career with school records in receptions (268), yards (3,847) and was second in touchdowns (25). At the end of his career, his catch total and receiving yards ranked second all-time in the FCS, trailing only Jerry Rice.
- Dunn led the nation in both receptions per game (8.0 avg.) and receiving yards per game (105.8 avg.) as a junior in 1990. He ranked No. 3 nationally with 85 catches as a senior. The Vandals claimed three Big Sky Conference titles during his playing career and went 24-12.
- A native of San Diego, Calif., he went on to play professionally with British Columbia (1992) and Edmonton (1993) of the CFL, and Houston (1992) of the NFL before launching his coaching career.
- Dunn has worked on both sides of the ball during stops at Arizona (2004-06), TCU (2003), Washington State (1998-2002), New Mexico (1996-97) and Idaho (1993 and 1995). In addition, he served minority internships with both the NFL's Seattle Seahawks (2003) and Denver Broncos (1997).

- He also worked at Baylor in 2007, holding the title of special teams coordinator and wide receivers coach. He was elevated to assistant head coach early in his tenure.
- Before his stop at Baylor, Dunn was the running backs coach at Arizona where he mentored three future NFL backs.
- During his five-year tenure on Mike Price's Washington State staff, he served as running backs coach. In addition, he was the special teams coordinator his final three seasons. In 2001, he was also elevated to assistant head coach. In his time in Pullman, the Cougars went to back-to-back bowl games for the first time in school history (2001 Sun Bowl and 2003 Rose Bowl) and started a three-year run of 10-victory campaigns.

Personal

- Dunn and his wife, Janelle, have two daughters, Kayla and Lauren.

Year By Year

Year	School	Position
1993	Idaho	Volunteer Assistant
1994	San Diego	Tight Ends/Receivers
1995	Idaho	Cornerbacks
1996-97	New Mexico	Cornerbacks
1998-02	Washington State	Special Teams Coord. from 2000-02/RB Cornerbacks
2003	TCU	Running Backs
2004-06	Arizona	Special Teams Coord./WR
2007	Baylor	Running Backs
2008-09	Seattle Seahawks	Wide Receivers
2010	Southern Miss	Wide Receivers
2011-pres.	Oklahoma State	Assoc. HC from 2019-pres. Off. Coord from 2020-pres.

Bowl Games

1997	Insight.com Bowl
2001	Sun Bowl
2003	Rose Bowl
2003	Forth Worth Bowl
2010	Beef O'Brady's Bowl
2012	Fiesta Bowl
2013	Heart of Dallas Bowl
2014	Cotton Bowl
2015	Cactus Bowl
2016	Sugar Bowl
2016	Alamo Bowl
2017	Camping World Bowl
2018	Liberty Bowl
2019	Texas Bowl
2020	Cheez-It Bowl
2021	Fiesta Bowl
2022	Guaranteed Rate Bowl

Prominent Pupils

Marcell Ateman, Oakland Raiders
Mike Bell, New Orleans Saints
Justin Blackmon, Jacksonville Jaguars
T.J. Duckett, Seattle Seahawks
Justin Forsett, Seattle Seahawks
David Gettis, Carolina Panthers
Chris Henry, Tennessee Titans
Edgerrin James, Seattle Seahawks
Julius Jones, Seattle Seahawks
Chris Lacy, Detroit Lions
Dillon Stoner, Las Vegas Raiders
Tylan Wallace, Baltimore Ravens
James Washington, Dallas Cowboys



Coaching Staff



Dan Hammerschmidt

Safeties

Ninth Year at OSU | 38th Year Overall
Colorado State, 1985

- A 37-year coaching veteran who came to OSU after coaching running backs at the University of Houston in 2014, Dan Hammerschmidt played safety at Colorado State from 1982-85 before breaking into the coaching ranks as a student assistant with the Rams in 1986.
- In six of Hammerschmidt's eight seasons in Stillwater, he has produced a first-team All-Big 12 safety. Jordan Sterns earned the honor in both 2015 and 2016. In 2017, Tre Flowers was a first-team All-Big 12 pick by the coaches and a third-team All-American by the AFCA. Kolby Harvell-Peel was first team All-Big 12 in 2019, a second team pick in 2020 and capped his career with first team honors in 2021 to go along with third-team All-America honors from the Associated Press. Jason Taylor II was a first team pick in 2022, as well as a Walter Camp All-America second team selection.
- In addition to Taylor's 2022 honors, Hammerschmidt also coached Kendal Daniels to an impressive season as he was named the Big 12 Defensive Freshman of the Year, a freshman All-American and second-team All-Big.
- In 2021, Hammerschmidt's safeties were one of the most experienced units in the nation and helped lead the way to the Cowboys ranking No. 4 in the FBS in third down defense, No. 5 in total defense, No. 5 in rushing defense and No. 9 in scoring defense.
- Hammerschmidt's safeties played big role in the 2020 Cowboys leading the FBS in third down defense, as OSU's three starting safeties all ranked among the team's top five tacklers.
- In 2019, Harvell-Peel ranked fourth in the FBS in passes defended and seventh in total interceptions. He set a school record with six passes broken up against Iowa State and finished the season with 18 passes defended, a mark that ranks sixth in school history. OSU's safeties were responsible for 259 tackles, 15.5 tackles for loss, 4.0 sacks, seven interceptions, 27 pass break ups, four quarterback hurries, two fumble recoveries and three forced fumbles.
- In 2019, Hammerschmidt's safeties played a key role in Oklahoma State showing significant defensive improvement from the previous season. In 2018, the Cowboys allowed an average of 32.5 points and 452.5 yards per game, but in 2019, those numbers improved to 26.8 points per game and 412.3 yards per game. The Cowboys of 2019 held each of their final six opponents below their season scoring average.

- Despite fielding the youngest and least-experienced position group on the 2018 roster, OSU safeties produced 36% of OSU's total tackles. Of the top five Cowboy tacklers in 2018, three were safeties. (Jarrick Bernard and Kolby Harvell-Peel were true freshmen.)
- In 2017, OSU led the Big 12 and ranked 15th nationally in passes intercepted. Ramon Richards provided one of the signature moments of the season when he picked off a pass in the end zone to seal OSU's overtime win at Texas.
- In Hammerschmidt's first three years on staff, OSU excelled at takeaways. The Cowboys finished second in the league with 28 turnovers gained in 2015 and tied for first in 2016 with 25 turnovers gained. In 2017, OSU led the league with 17 interceptions.
- Hammerschmidt served as a graduate assistant at TCU in 1987 before earning his first full-time role at Duke, where he coached outside linebackers, special teams and the secondary from 1988-94. He helped the Blue Devils to a pair of bowl appearances in 1989 and 1994.
- He coached the secondary at Virginia Military Institute in 1995 before returning to Colorado State to coach receivers from 1996-2000. He moved into the role of co-offensive coordinator and quarterbacks coach and served in that capacity from 2001-07.
- With Hammerschmidt on staff, CSU appeared in seven bowl games and quarterback Bradlee Van Pelt earned Mountain West Conference Offensive Player of the Year accolades in 2002 and 2003. Eight of Hammerschmidt's pupils at CSU earned all-conference recognition.
- He coached wide receivers at Rice in 2008, and his one year with the Owls resulted in Jarrett Dillard becoming the first Owl to earn All-America honors from the Football Writers Association of America since 1958. Buoyed by the 20 touchdown receptions he made with Hammerschmidt as his position coach, Dillard finished his career as the NCAA's all-time leader with 59 career touchdown receptions.
- From there, Hammerschmidt served as assistant head coach and mentored the receivers and tight ends at Wyoming in 2009, then returned to Fort Collins, where he was passing game coordinator and receivers coach at Colorado State from 2010-11.
- Hammerschmidt was an offensive assistant with the Houston Texans from 2012-13. With Hammerschmidt on staff, the Texans set a franchise record with 26.0 points per game in 2012 as seven offensive players earned Pro Bowl invites. Arian Foster led the NFL with 17 touchdowns and ranked second in the AFC with 1,424 yards rushing, while receiver Andre Johnson had 1,598 yards receiving and four touchdowns. Quarterback Matt Schaub earned Pro Bowl honors as did three offensive linemen: left tackle Duane Brown, left guard Wade Smith and center Chris Myers.
- Hammerschmidt returned to the college ranks in 2014 as running backs coach at the University of Houston. During his one season, the Cougars ranked second in American

Athletic Conference in rushing offense with 183.8 yards per game and running back Kenneth Farrow led the league with 20 rushing touchdowns, ranked second with 1,037 rushing yards and was among the top 40 players in the nation by averaging 5.58 yards per carry.

Personal

- Hammerschmidt has a daughter, Holly, and a son, Michael. He was married to the late Karen Hammerschmidt.

Year By Year

Year	School	Position
1986	Colorado State	Student Assistant
1987	TCU	Graduate Assistant
1988-94	Duke	Outside Linebackers and Special Teams in 1988; Secondary from 1989-94
1995	VMI	Secondary
1996-2007	Colorado State	Receivers from 1996-2000; Co-Offensive Coordinator and QBs from 2001-07
2008	Rice	Receivers
2009	Wyoming	Assistant Head Coach, Receivers and Tight Ends
2010-11	Colorado State	Passing Game Coordinator, Receivers
2012-13	Houston Texans	Offensive Assistant
2014	Houston	Running Backs
2015-pres.	Oklahoma State	Safeties

Bowl Games

1989	All-American Bowl
1994	Hall of Fame Bowl
1997	Holiday Bowl
1999	Liberty Bowl
2000	Liberty Bowl
2001	New Orleans Bowl
2002	Liberty Bowl
2003	San Francisco Bowl
2005	Poinsettia Bowl
2008	Texas Bowl
2009	New Mexico Bowl
2016	Sugar Bowl
2016	Alamo Bowl
2017	Camping World Bowl
2018	Liberty Bowl
2019	Texas Bowl
2020	Cheez-It Bowl
2021	Fiesta Bowl
2022	Guaranteed Rate Bowl

Prominent Pupils

Jeremy Calhoun, Colorado State
 James Casey, Houston Texans
 Owen Daniels, Houston Texans
 Dallas Davis, Colorado State
 Jarrett Dillard, Rice
 Ray Farmer, Duke
 Tre Flowers, Seattle Seahawks
 Justin Forsett, Houston Texans
 Arian Foster, Houston Texans
 Crockett Gilmore, Colorado State
 Darran Hall, Colorado State
 Case Keenum, Houston Texans
 Pete Rebstock, Colorado State
 Erwin Sampson, Duke
 Matt Schaub, Houston Texans
 Geoff Turner, Colorado State
 Bradlee Van Pelt, Colorado State



Coaching Staff



Jason McEndoo

Tight Ends/Fullbacks
Ninth Year at OSU | 24rd Year Overall
Washington State, 1998

- The 2011 American Football Coaches Association FCS Assistant Coach of the Year, Jason McEndoo spent 12 seasons as an assistant coach at Montana State prior to coming to Oklahoma State in February of 2015.
- At Oklahoma State, McEndoo coached the Cowboy Backs - a flexible tight end/fullback hybrid position through 2022. OSU's offense swithc back to more traditional fullback and tight end roles in 2023, with McEndoo coaching both positions.
- Oklahoma State has won 10 games in four of McEndoo's eight seasons in Stillwater.
- Academic success has been a hallmark of McEndoo's players, as he's coached 24 Academic All-Big 12 selections in his seven seasons in Stillwater. In 2017, McEndoo coached Britton Abbott to a spot on the CoSIDA Academic All-America team, and in 2020 and 2021 he coached Logan Carter to William V. Campbell Trophy semifinalist recognition.
- Thanks in part to work done by McEndoo's players, Oklahoma State has increased its yearly rushing total in six of the past eight seasons. In 2015, the Cowboys averaged 3.58 yards per rush and 126.85 yards per game. That improved to 4.53 yards per rush and 171.00 yards per game in 2016 and then to 4.63 yards per rush and 179.77 yards per game in 2017. OSU averaged 4.78 yards per rush and 190.31 yards per game in 2018, then in 2019 averaged 5.31 yards per rush and 229.6 yards per game before offensive injuries slowed the upward trend in 2020. OSU improved again the following year in 2021.
- In 2022, Braden Cassity was voted a season team captain by his teammates and Jake Schultz earned All-Big 12 honorable mention honors.
- Logan Carter and Braden Cassity both earned 2021 honorable mention All-Big 12 honors under McEndoo's guidance.
- In 2020, McEndoo coached both Logan Carter and Jelani Woods to honorable mention All-Big 12 honors, as they combined to catch 16 passes for 213 yards and two touchdowns while also playing a key role as blockers in the OSU running game.
- The 2019 Cowboy Backs helped pave the way for Chuba Hubbard to lead the FBS with 2,094 rushing yards and earn All-America and Big 12 Offensive Player of the Year status. The Cowboys of 2019 averaged 229.6 rushing yards per game - OSU's best mark since 2008. OSU ranked in the top 25 nationally in rushing offense, total offense and red zone offense.
- In 2018, McEndoo's Cowboy Backs factored into the OSU offense ranking in the top 15 nationally in scoring offense, total offense, passing offense and first downs. Additionally, the Cowboys ranked second in the Big 12 in rushing offense (190.3 yards per game), rushing touchdowns (30) and rushing yards per carry (4.8). The rushing yards per game and rushing yards per attempt numbers are the best for an OSU team since 2012. OSU had four games with 200 or more yards rushing and led the Big 12 with 28 rushing touchdowns that were scored from within the red zone.
- The Cowboy Backs helped pave the way for one of the best team rushing performances of the Mike Gundy era (2005-present), when they assisted in a 431-yard rushing day for the Pokes in the 2018 opener against Missouri State.
- In addition to their work in the run game, McEndoo's Cowboy Backs combined to catch four touchdown passes in 2018.
- In 2017, McEndoo's Cowboy Backs helped Oklahoma State become the first offense in Big 12 history with a 4,000-yard passer (Mason Rudolph), two 1,000-yard receivers (James Washington and Marcell Ateman) and a 1,000-yard rusher (Justice Hill).
- The Cowboys of 2017 led the nation in passing offense, ranked second nationally in total offense and first downs, ranked third nationally in pass efficiency and ranked fourth nationally in scoring offense.
- In addition to their blocking work, the Cowboy Backs combined to catch 30 passes for 449 yards and three touchdowns in 2016.
- Coached directly by McEndoo, Blake Jarwin earned first-team All-Big 12 honors for the first time in his career in 2015 and then was a second-team All-Big 12 honoree in 2016 before moving on to the NFL and beginning a successful career with the Dallas Cowboys.
- McEndoo helped coach Montana State to five Big Sky Conference championships during his time in Bozeman.
- In 2014, Montana State ranked seventh among all FCS schools with 244.4 rushing yards per game, was ninth in the FCS with 488.6 yards of total offense per game and was 11th in the FCS with 38.2 points per game.
- McEndoo coached seven Bobcat All-Americans and 11 first team All-Big Sky selections, including Jeff Bolton, an All-America center who earned the 2005 Rimington Award as Division I-AA's top player at that position.
- He also coached 2010 consensus All-American Mike Person (a seventh round choice by San Francisco in the 2011 NFL Draft), and 2012 first-team All-Big Sky and honorable mention All-America choice Shaun Sampson.
- In 2011, two Bobcat O-linemen – Conrad Burbank and Alex Terrien – earned All-America honors.
- MSU's offensive front led the Big Sky in fewest sacks allowed in 2006 and 2008, and the Bobcats led the league in rushing yards in 2008.
- Under McEndoo's guidance, the offensive line was a leadership hub in the Bobcat program. At least one offensive lineman served as a team captain in 10 of McEndoo's 12 seasons.
- A native of Aberdeen, Wash., McEndoo was an offensive lineman at Washington State and earned All-Pac 10 honors in 1997. He graduated from Wazzu in 1998, then spent three seasons in the NFL with the Seattle Seahawks and New Orleans Saints. He finished out a master's degree from Whitworth in 2003.
- He coached high school football in Washington from 2000-02 before arriving at MSU in 2003.

Personal

- McEndoo and his wife, Ruth, have a son, Luke, and three daughters – Elizabeth, Aubrie and Ainslie. Luke is a fullback on the Cowboy football team.

Year By Year

Year	School	Position
2000-01	Lake Washington HS	Offensive Line
2002	Mt Spokane HS	Offensive Line
2003-14	Montana State	Offensive Line
2015-pres.	Oklahoma State	Cowboy Backs 2015-22; TEs/FBs 2023-pres,

Post-Season Experience

2003	FCS Playoffs
2006	FCS Playoffs
2010	FCS Playoffs
2011	FCS Playoffs
2012	FCS Playoffs
2014	FCS Playoffs
2016	Sugar Bowl
2016	Alamo Bowl
2017	Camping World Bowl
2018	Liberty Bowl
2019	Texas Bowl
2020	Cheez-It Bowl
2021	Fiesta Bowl
2022	Guaranteed Rate Bowl

Prominent Pupils

JP Flynn, San Francisco 49ers
 Blake Jarwin, Dallas Cowboys
 Mike Person, Indianapolis Colts
 Jelani Woods, Oklahoma State



Coaching Staff



Bryan Nardo

Defensive Coordinator

First Year at OSU | 16th Year Overall
Ohio, 2008

- The 63 wins over eight seasons are more than any other decade of Emporia State football, and were the second-most in the MIAA during that time. The Hornets won two bowl games (2012 and 2018) while making the NCAA Division II Playoffs in 2013, 2015 and 2016, being ranked as high as No. 4 in the country.
- Nardo Emporia State defense was one of the best in the country in forcing takeaways, producing 209 during his time in Emporia. The Hornets were the only Division II program in country to force 25-plus takeaways every year from 2012-16.
- Nardo coached two linebackers to All-American accolades during those eight years, Ben Carlson in 2012 and Jace McDown in 2019. They were the first to earn that honor for the Hornets since 1999. Six different Hornet linebackers recorded 100-plus tackles in a season, with two others recording over 90. In 2015, for the first time in MIAA history, all three starting linebackers at Emporia State surpassed 100 tackles.
- In 2019, Emporia State was one of the best in the MIAA in almost every defensive category. The Hornets led the league in passing defense, while Lawson Holbert led the conference with seven interceptions and earned All-American honors in the process. ESU was second in total defense and third in rushing defense, which helped junior linebacker Jace McDown earn MIAA Athlete of the Year as well as All-American honors after finishing second in the league in total tackles. The unit's success led to nine players from Emporia State's defense earning all-conference honors.
- In 2018, Emporia State finished with another postseason appearance, securing their fourth straight winning season for the first time since joining NCAA Division II, and capped it off with a Corsicana Bowl win to finish 8-4. Nardo helped five players earn All-MIAA honors.
- The Hornets finished the 2016 season with an 11-2 overall record, going 10-1 in the MIAA. ESU hosted an NCAA Division II Playoff Game for the first time in school history, defeating 13th-ranked Minnesota Duluth, 59-26, to advance to the second round of the playoffs. The defense ranked in the top three in the MIAA in defensive scoring average and ended the year with 39 sacks. Kole Schankie led the nation in interceptions by a linebacker with seven.
- In 2015, Nardo's defense helped the team to an 11-3 record and trip to the NCAA Division II regional final, securing Emporia State's first ever victories in the Division II Playoffs. He guided a defense that was second in the MIAA in sacks with 40 and third in the league in interceptions with 17. The Hornets finished in the top 10 in the country with 32 takeaways, 103 tackles for loss and 40 sacks. The 40 sacks were the second most in a single season since the program began in 1893.
- In 2012, Nardo's first season in Emporia, the Hornets went to the postseason for the first time in nine years, finishing the season 10-2 with a victory in the Kanza Bowl. The next season showed continued success as Emporia State made its first trip back to the NCAA Division II Playoffs since 2003, finishing the season 9-2.
- Before going to Emporia State, Nardo spent a season at Missouri S&T where he was named the Great Lakes Football Conference Assistant Coach of the Year in 2011. Both of his starting linebackers earned first team All-GLFC honors and the Miners led the GLFC in net punting, punt return defense, and kickoff return yards.
- Nardo was a graduate assistant at his alma mater, Ohio University, from 2008-10 and coached the nickel backs and outside linebackers. He served as a student coach from 2004-08 at Ohio.

Personal

- A native of Shadyside, Ohio, Nardo graduated from St. John Central High School and then attended Ohio University, where he graduated with a bachelor's degree in Sport Management in 2008.
- Coaching football runs deep in the Nardo family, as his father, Perry, and two brothers, Matt and Luke, are all members of the coaching profession.
- Bryan and his wife, Emma, have two sons, Dominick Paul and Elijah Ray.

Year By Year

Year	School	Position
2008-10	Ohio	Graduate Assistant (Nickel Backs/Outside LBs)
2011	Missouri S&T	Linebackers/ Special Teams Coordinator
2012-19	Emporia State	Defensive Coordinator/ Linebackers
2020-21	Youngstown State	Linebackers
2022	Gannon	Defensive Coordinator/ Linebackers
2023-pres.	Oklahoma State	Defensive Coordinator

Bowl Games

2006	GMAC Bowl
2009	Little Caesars Pizza Bowl
2010	New Orleans Bowl
2012	Kanza Bowl
2013	NCAA Division II Playoffs
2015	NCAA Division II Playoffs
2016	NCAA Division II Playoffs
2018	Corsicana Bowl

Prominent Pupils

Ben Carlson, Emporia State
 Chris Farnsworth, Gannon
 Lawson Holbert, Emporia State
 Jace McDown, Emporia State
 Nick White, Gannon

Coaching Staff



Tim Rattay

Quarterbacks

Fourth Year at OSU | 13th Year Overall
Louisiana Tech, 2001

- Tim Rattay joined the Oklahoma State football staff as quarterbacks coach in January of 2020. Prior to that he coached quarterbacks for the Washington Redskins in 2019 after spending the previous six seasons at Louisiana Tech.
- Rattay coached three different starting quarterbacks in 2022, including redshirt senior Spencer Sanders, redshirt freshman Gunnar Gundy and true freshman Garret Rangel. Sanders started nine games, leading the Big 12 and ranking No. 14 among all FBS players with 303.3 yards of total offense per game. He also led the conference and was 25th in the FBS with 264.2 passing yards per game. Rangel's 711 passing yards ranked as the third-most among Power Five true freshmen, and Gundy went 1-0 in his lone start against Iowa State
- In 2021, Rattay coached Sanders on his way to becoming the second player in school history to earn first team all-conference honors at quarterback. Sanders earned the honor after finishing the year ranked No. 1 in the league with 269.8 yards of total offense per game.
- Under Rattay's tutelage, Sanders capped his junior season in 2021 as the PlayStation Fiesta Bowl Offensive MVP after finishing the game with 371 passing yards and four touchdowns to go with 125 rushing yards on 17 carries. Sanders joined former Clemson quarterback Tajh Boyd as the only FBS players to record 350 pass yards, 100 rush yards and four touchdowns in a bowl game, and his performance was a critical piece of engineering the largest come-from-behind win in Oklahoma State and Fiesta Bowl history.
- Sanders' 2021 season under Rattay also included a 344-yard passing day on 22 of 34 attempts in a win over AP-ranked Kansas State. It was a performance that netted him a national honor as the Manning Award Quarterback of the Week.
- Rattay coached Sanders to increase his total offense average and throw a lower percentage of interceptions every year of his career. Sanders' total offense average moved from 244.8 in 2019 (prior to Rattay's coaching) to 252.9 in 2020 to 269.8 in 2021 and to 303.3

in 2022. His interception percentage lowered by 1.9 percent as a sophomore, by another 0.2 percent as a junior and by 0.6 percent as a senior. Additionally, Sanders' touchdowns-responsible-for to turnovers-responsible-for ratio has improved from 1.1 (prior to Rattay's coaching) to 1.6 to 2.0 to 2.6 in each of those seasons.

- In his first season in Stillwater in 2020, Rattay coached starting quarterback Spencer Sanders to honorable mention All-Big 12 honors and Cheez-It Bowl MVP honors. Under Rattay's guidance, Sanders finished the season ranked second in the Big 12 with 8.13 yards per pass attempt and third in the conference with a passing efficiency of 143.2. Sanders' total QBR from *ESPN* improved more than four points from the previous season.
- Helped Spencer Sanders finish 2020 with three 300-yard passing games, including a 400-yard day against Texas, after entering the season with no career 300-yard games. Sanders' 4,072 career passing yards at the end of his sophomore year ranked as the second-most ever for an OSU sophomore, trailing only the 4,623 Mason Rudolph tallied from 2014-15.
- Rattay dealt with significant adversity in his first game at OSU in 2020 as starter Spencer Sanders was hurt on the second series and missed the remainder of the game and all of the next two. Rattay guided reserve true freshman Shane Illingworth in relief, helping the Cowboys go 3-0 in Sanders' absence. Illingworth was named Big 12 Newcomer of the Week after stepping in and earned recognition on the midseason FWAA Freshman All-America Watch List.
- To this day, Rattay remains LA Tech's single-season and career leader in passing touchdowns. He passed for 4,943 passing yards in 1998 and his 411.9 passing yards per game that season stands as the ninth-best single-season mark in FBS history. He was enshrined into the Louisiana Tech Athletics Hall of Fame in 2007.
- He was selected in the seventh round (212th overall) of the 2000 NFL Draft by the San Francisco 49ers and spent six seasons with the team. His NFL career included stops in Tampa Bay in 2006, Tennessee in 2007 and Arizona in 2007. Rattay appeared in 40 games in his career with 18 starts and finished 432-of-714 passing for 4,853 yards with 31 touchdowns.
- He broke into coaching in 2011 with the Las Vegas Locomotives of the United Football League and in his two seasons there, the Locomotives went 7-1 with their only loss coming against in the 2011 UFL championship game.

- At the college level, Rattay coached receivers at Louisiana Tech from 2013-15 and shifted into the role of quarterbacks coach from 2016-18. In Rattay's six seasons in Ruston, the Bulldogs went 46-33, won two Conference USA West Division titles and were 5-0 in bowl games.
- In 2016, Rattay coached Ryan Higgins, who finished the season with 329 completions for 4,617 yards and 41 touchdowns against just eight interceptions. Higgins was honored as the Conference USA Most Valuable Player that season.
- Rattay helped develop quarterback J'Mar Smith at Louisiana Tech. Smith went on to become the Conference USA Offensive Player of the Year in 2019.
- In his lone season with the Redskins, quarterbacks Case Keenum and Dwayne Haskins Jr. combined to pass for more than 3,000 yards.

Personal

- A native of Phoenix, Ariz., Rattay started his collegiate playing career at Scottsdale Community College in 1996 before transferring to Louisiana Tech in 1997. He graduated in 2001 with a degree in general studies and is married to the former Allison Walker, who played volleyball for LA Tech. The couple has three children, Riley, Taylor and Sloane.

Year By Year

2011-12	Las Vegas Locomotives	Receivers
2013-15	Louisiana Tech	Receivers
2016-18	Louisiana Tech	Quarterbacks
2019	Washington Redskins	Quarterbacks
2020-pres.	Oklahoma State	Quarterbacks

Post-Season Experience

2014	Heart of Dallas Bowl
2015	New Orleans Bowl
2016	Armed Forces Bowl
2017	Frisco Bowl
2018	Hawaii Bowl
2020	Cheez-It Bowl
2021	Fiesta Bowl
2022	Guaranteed Rate Bowl

Prominent Pupils

Ryan Higgins, Louisiana Tech
J'Mar Smith, Louisiana Tech
Dwayne Haskins Jr., Washington Football Team
Case Keenum, Washington Football Team
Spencer Sanders, Oklahoma State

Coaching Staff



Greg Richmond

Defensive Line

Seventh Year at OSU | 14th Year Overall
Oklahoma State, 2003

- Oklahoma State product Greg Richmond returned to his alma mater as a full-time coach in February of 2018. He shared the defensive line coaching duties from his return in 2018 through the 2021 season, and is now the only Cowboy defensive line coach after Joe Bob Clements moved to coach the OSU linebackers.
- OSU has produced a first-team All-Big 12 d-lineman in two of Richmond's five years as the defensive line coach, including DE Jordan Brailford in 2018 and DE Brock Martin in 2021.
- Richmond's 2022 defensive line helped the Cowboys ranked in the FBS-top 10 in tackles for loss per game for a third-straight season (No. 9 - 7.4), and produced All-Big 12 defensive ends Brock Martin and Collin Oliver.
- In 2021, Richmond's defensive line helped OSU lead the nation and set the school record with 57 total sacks and finish No. 2 in the FBS with 114 tackles for loss. Collin Oliver was a freshman All-American who led finished No. 7 in the FBS and set an OSU freshman record with 11.5 sacks on the season.
- In a shortened 2020 season, Richmond's defensive line unit helped the Cowboys rank No. 9 in the FBS with 8.1 tackles for loss per game and No. 16 with 3.0 sacks per game.
- Despite losing every starter from the previous season, the 2019 d-line had just one fewer tackle than in 2018. The group combined for 30 quarterback hurries and 12 pass break ups.
- True freshman Trace Ford led the team with nine quarterback hurries in 2019, which marked the second-highest total in school history. As a team, OSU had 47 quarterback hurries in 2019, a mark that ranked third in school history.
- With Richmond on staff, the OSU defense showed significant improvement from 2018 to 2019. In 2018, the Cowboys allowed an average of 32.5 points and 452.5 yards per game, but in 2019, those numbers improved to 26.8 points per game and 412.3 yards per game. Then in 2020, those numbers improved again to 23.5 points per game and 379.0 yards per game.
- In his first year as a coach at OSU in 2018, he teamed with Joe Bob Clements to coach the defensive line and the group performed well, leading the Big 12 and ranking 10th nationally in sacks and ranking No. 2 in the conference and 20th nationally in tackles for loss.

- Defensive end Jordan Brailford earned first-team All-Big 12 honors in 2018 after leading the league in sacks per game and ranking fifth in the conference in tackles for loss. Brailford finished 2018 with 16.0 tackles for loss, a mark that ranked third in a single-season for an Oklahoma State defensive lineman in the Mike Gundy era (2005-present).
- The Cowboys of 2018 had 39 sacks as a team, a mark that ranks sixth in school history. Of those 39 sacks, 26.5 came from defensive linemen. That total of 26.5 sacks ties for the second-most from a defensive line group at Oklahoma State since Mike Gundy took over as head coach in 2005.
- In addition to their work on the field, a trio of Oklahoma State defensive linemen earned first-team Academic All-Big 12 honors in 2018 with Richmond serving as their position coach.
- A standout at Oklahoma State during his playing days, Richmond was a four-year Cowboy letterman from 2000-03. A first-team All-Big 12 selection in 2003, Richmond remains on OSU's single-season and career top-10 lists for quarterback sacks to this day.
- After graduation, Richmond signed as a free agent with the Philadelphia Eagles, where he stayed until 2007.
- Immediately after his NFL career wrapped up, he returned to Stillwater to serve as an assistant director of strength and conditioning from 2007-08. Since then, he has held positions coaching defensive line at both the high school and college level.
- From 2015-17, he coached the defensive line at Fairmont State in West Virginia, where he helped the team to a three-year record of 24-9 and back-to-back eight-win seasons for the first time in more than 50 years.
- In 2017, Fairmont State led the Mountain East Conference and ranked No. 12 nationally by allowing only 15.6 points per game. The Falcons also led the league in total defense, defensive touchdowns, passes intercepted, pass efficiency defense and turnovers gained.
- Just prior to that 2017 campaign, he served as a minority coaching intern with the New York Giants, where he assisted with the defensive line.
- As a unit, Richmond's defensive line ranked second in the league and 22nd in the country in sacks during the 2016 season - averaging over three sacks per game (3.08). The FSU defense also locked down on opposing rushing attacks, as the Falcons allowed just 95.5 yards per game on the ground and gave up just 15.1 points per game during the regular season.
- Richmond's top pupil at Fairmont State was defensive end Quincy Redmon, who put together one of the most decorated seasons for a defensive lineman at FSU during the 2016 season. Redmon earned honorable mention All-America honors and was named the Mountain East Conference Defensive Player of the Year after racking up 52 tackles, 12 sacks, three fumble recoveries and two forced

fumbles as a junior. For his efforts, Redmon was also a finalist for the Cliff Harris Award (honoring the top defensive player in small college football). Redmon became the first All-American defensive lineman at Fairmont State since David Hill in 2008.

- Richmond returned to Northeastern State to coach the defensive line and assist with strength & conditioning during the spring of 2015 before he moved on to Fairmont State for the 2015 season.
- In 2014, Richmond was the defensive line coach at Tahlequah High School after spending the 2012 and 2013 seasons working in the private sector away from football.
- In July 2010, Richmond coached the defensive line at his alma mater, OKC Douglass High School, before being hired as the defensive line coach at Northeastern State University in Tahlequah, Oklahoma, in August of 2010.
- Highlighting his three seasons at Northeastern State were a Lone Star North Conference Championship in 2010 and an appearance in the Mineral Water Bowl in 2011.
- During the summer of 2011, Richmond worked for the Minnesota Vikings as a minority coaching intern with the defensive line.

Personal

- Richmond graduated from Oklahoma State in December of 2003 with a degree in hotel and restaurant administration before getting his master's in educational leadership from Langston University in 2012.
- He and his wife Jennifer have three sons, Jaylen, Jacoby and Jamar.

Year By Year

Year	School	Position
2007-08	Oklahoma State	Asst. Strength and Cond.
2010	Douglass HS	Defensive Line
2010-12	Northeastern State	Defensive Line
Summer, 2011	Minnesota Vikings	Minority Coaching Intern
2014	Tahlequah HS	Defensive Line
Jan.-July 2015	Northeastern State	Defensive Line/ Strength & Conditioning
2015-17	Fairmont State	Defensive Line/ Dir. of Player Development/ Pro Liaison
Summer, 2017	New York Giants	Minority Coaching Intern
2018-present	Oklahoma State	Defensive Line

Bowl Games

2007	Insight Bowl
2008	Holiday Bowl
2011	Mineral Water Bowl
2018	Liberty Bowl
2019	Texas Bowl
2020	Cheez-It Bowl
2021	Fiesta Bowl
2022	Guaranteed Rate Bowl

Prominent Pupils

Billy Blackard, Northeastern State
Jordan Brailford, Washington Football Team
Quincy Redmon, Fairmont State



Coaching Staff



John Wozniak

Running Backs

Seventh Year at OSU | 25th Year Overall
Knox College, 1999

- A member of two national championship staffs during his career, John Wozniak joined the Oklahoma State football staff as running backs coach in February of 2017.
- Formerly an offensive graduate assistant at Oklahoma State under Les Miles in 2004, Wozniak won his first national title while serving in an offensive quality control role under Miles at LSU in 2007, then claimed his second as a special teams analyst under Nick Saban at Alabama in 2012.
- The OSU game improved in each of Wozniak's first three years on staff. OSU averaged 4.63 yards per rush and 179.77 yards per game in 2017. That mark improved to 4.78 yards per rush and 190.31 yards per game in 2018, then to 5.31 yards per rush and 229.6 yards per game in 2019.
- In each of Wozniak's first four years at OSU he coached an All-Big 12 running back, with Justice Hill named first team in 2017 and 2018 and Chuba Hubbard in named first team in 2019 and second team in 2020.
- Wozniak's 2022 running backs accounted for more than 2,000 all-purpose yards on the season, contributing both the rushing game, receiving game and special teams.
- In 2021 Wozniak coached graduate transfer Jaylen Warren to a 1,000-yard season and to Big 12 Newcomer of the Year honors.
- Under Wozniak's guidance in 2020, OSU was the only Power Five team and one of three FBS teams to have four running backs post 100-yard rushing games as Chuba Hubbard, LD Brown, Dezmon Jackson and Dominic Richardson all accomplished the feat. OSU running backs combined to produce 2,009 yards of offense and 15 total touchdowns in an 11-game 2020 season.
- In 2019, Wozniak coached Hubbard to unanimous All-America status as he led the FBS in rushing yards, rushing yards per game, all-purpose yards, all-purpose yards per game, yards after contact (via *Pro Football Focus*) and many more categories. Hubbard finished eighth in the voting for the Heisman Trophy.
- Hubbard's 2,094 rushing yards in 2019 ranks as the No. 2 rushing total in OSU history, trailing only Barry Sanders' 1988 Heisman season. Hubbard was the 2019 Big 12 Offensive Player of the Year, a finalist for Doak Walker Award

and a finalist for the Walter Camp Player of the Year Award, among other honors.

- In 2018, Wozniak's running backs factored into the OSU offense ranking second in the Big 12 in rushing offense (190.3 yards per game), rushing touchdowns (30) and rushing yards per carry (4.8).
- In 2018, Wozniak coached Justice Hill to his second consecutive first-team All-Big 12 honor. From the end of the 2017 season through the middle of 2018, Hill scored at least one rushing touchdown in 12 straight games, then the longest streak for an RB in Big 12 history.
- In 2017, the Cowboys became the first offense in Big 12 history with a 4,000-yard passer (Mason Rudolph), two 1,000-yard receivers (James Washington and Marcell Ateman) and a 1,000-yard rusher (Justice Hill).
- Wozniak came to Oklahoma State from Southern Miss, where he spent the previous four years coaching wide receivers and special teams. When Todd Monken was hired as head coach of the Golden Eagles in 2013, he brought Wozniak along as part of his first staff and Wozniak was retained at USM after Monken left for the Tampa Bay Buccaneers in 2016.
- Wozniak helped build the Southern Miss passing attack into one of the most potent in Conference USA. The year before his arrival in Hattiesburg, the Golden Eagles were 0-12 and ranked 108th nationally in passing offense. By the time Wozniak finished, USM went to back-to-back bowl games in his last two seasons and had the Golden Eagles passing offense ranked 12th in the nation in 2015 and 16th in the nation in 2016. Southern Miss ranked in the top 25 nationally in total offense in both of those seasons as well (12th in 2015 and 21st in 2016).
- Under Wozniak's, Mike Thomas ranked in the top 10 nationally in receiving yards, receiving yards per game and receiving touchdowns in 2015 and Allenzae Staggers ranked in the top 25 nationally in receiving yards and yards per catch in 2016. Thomas, Staggers and fellow Wozniak pupil Casey Martin rank among the top receivers in USM history.
- As a recruiter, Wozniak helped Southern Miss sign Gatorade Player of the Year honorees from the state of Alabama in both 2013 (quarterback Nick Mullens) and 2017 (receiver Jaylond Adams). Mullens went on to break many of Brett Favre's records at USM.
- A decorated quarterback and receiver during his playing days at Knox College, Wozniak graduated in 1999 with degrees in physics and secondary education, then was immediately hired on as the tight ends and punters coach. The next year - just one year removed from graduation - he was promoted to offensive coordinator, a role in which he served for four years before he moved to Stillwater to join Les Miles' Oklahoma State staff in 2004.
- He followed Miles to Baton Rouge as a graduate assistant in 2005 before accepting a full-time position as tight ends and special teams coach at Georgia Southern in 2006. During his one season there, the Eagles led

the Southern Conference and ranked 14th nationally in kickoff returns.

- Miles brought Wozniak back to LSU in an offensive quality control position in 2007, and Wozniak's contributions helped LSU rank 11th nationally in rushing offense and scoring offense en route to the national championship.
- A return to full-time coaching followed for Wozniak, who coached tight ends and special teams at Montana State in 2008. Under Wozniak's coaching, tight end Brandon Bostick led the team in touchdowns and was third in receptions despite playing in just seven games. Punter Erik Fisher ranked 15th nationally by averaging 41.8 yards per kick, and kicker Jason Cunningham was 13-of-19 on field goal attempts. All three players earned all-conference honors that year. Additionally, the Bobcats blocked five punts during the season.
- One-year stops at Memphis (special teams coordinator in 2009), West Georgia (offensive coordinator in 2010) and UAB (running backs coach in 2011) led Wozniak to Tuscaloosa, where he helped Alabama to a national title as a special teams analyst in 2012.

Personal

- Wozniak is married to the former Jessica Swaye ... The couple has a daughter, Audrey.

Year By Year

Year	School	Position
1999	Knox College	Tight Ends/Punters
2000-03	Knox College	Offensive Coordinator
2004	Oklahoma State	Offensive Grad Assistant
2005	LSU	Offensive Grad Assistant
2006	Georgia Southern	Tight Ends/Special Teams
2007	LSU	Offensive Quality Control
2008	Montana State	Tight Ends/Special Teams
2009	Memphis	Special Teams Coordinator
2010	West Georgia	Offensive Coordinator
2011	UAB	Running Backs
2012	Alabama	Special Teams Analyst
2013-16	Southern Miss	WRs/Special Teams
2017-pres.	Oklahoma State	Running Backs

Bowl Games

2005	Peach Bowl
2007	BCS National Championship
2012	BCS National Championship
2015	Heart of Dallas Bowl
2016	New Orleans Bowl
2017	Camping World Bowl
2018	Liberty Bowl
2019	Texas Bowl
2020	Cheeze-It Bowl
2021	Fiesta Bowl
2022	Guaranteed Rate Bowl

Prominent Pupils

Corey Acosta, San Francisco 49ers
Justice Hill, Baltimore Ravens
Chuba Hubbard, Carolina Panthers
Casey Martin, Southern Miss
Darrin Reaves, Kansas City Chiefs
Jeremy Shelley, Atlanta Falcons
Allenzae Staggers, Southern Miss
Mike Thomas, Los Angeles Rams
Carson Tinker, Jacksonville Jaguars
Quez Watkins, Southern Miss

Coaching Staff



Rob Glass

*Asst. A.D./Athlete Performance
29th Year at OSU | 38th Overall
Oklahoma State, 1984*

- Rob Glass is in the 19th year of his second tenure as assistant athletic director for speed, strength and conditioning at his alma mater and is one of the central figures in the success of the program.
- Glass, one of the most recognized and preeminent strength and conditioning experts in college athletics, returned to OSU after a 10-year stint at Florida. He first worked for the Cowboys as both a football graduate assistant coach and strength coach from 1986-95 and his current tenure brings him into his 29th year at Oklahoma State.
- During his career, Glass has worked with two Heisman Trophy winners (Barry Sanders and Danny Wuerffel), a Golden Spikes Award winner (Robin Ventura), a Thorpe Award winner (Lawrence Wright), three Biletnikoff Award winners (Justin Blackmon twice and James Washington) a Lou Groza Award winner (Dan Bailey) a Ray Guy Award winner (Matt Fodge) and a Johnny Unitas Golden Arm Award winner (Mason Rudolph) in addition to 19 first-round NFL draft picks and three first-round NBA draft picks as well as countless All-Americans and Olympians.

- After earning his bachelor's degree from Oklahoma State in 1984, Glass served on Pat Jones' football staff as a graduate assistant coach. He was named head strength coach at OSU in 1989 and served in that capacity until 1995, when he accepted a position as coordinator of strength and conditioning at Florida. He became Florida's director of strength and conditioning in 1998.
- In May of 2002, Glass was named a Master Strength and Conditioning Coach, the highest honor that can be achieved as a strength and conditioning coach, by the National Conference of Collegiate Strength and Conditioning Coaches Association.
- Glass has been associated with 29 bowl teams since 1987, including the Sugar, Fiesta, Cotton, Alamo and Holiday at Oklahoma State and 10 bowls at Florida, including the 1996 Fiesta Bowl, two Orange Bowls and two Sugar Bowls. He was at Florida for a national championship and worked with two Gator squads that played in the national title game. He worked with four UF teams that played in the SEC championship.
- At Oklahoma State, Glass has been instrumental in the development of All-Americans Barry Sanders, Thurman Thomas, Jason Gildon, Dez Bryant, Kendall Hunter, Brandon Pettigrew, Russell Okung, Justin Blackmon, Levy Adcock, Quinn Sharp, Justin Gilbert, Emmanuel Ogbah, James Washington, Mason Rudolph, Tre Flowers, Tylan Wallace, Chuba Hubbard, Malcolm Rodriguez, Kolby Harvell-Peel, Matt Hembrough and Jason Taylor II.
- At Florida, he worked with Fred Taylor, Jevon Kearse, Gerard Warren, Kenyatta Walker, Rex Grossman and Lito Sheppard, all of whom were first-round draft picks in the National Football League.

Personal

- Glass was born July 3, 1961, in Newkirk, Okla. He is married to the former Laurie Lipe, and they have two children, Garrison and Jared.

Year By Year

Year	Employer	Position
1986-88	Oklahoma State	Graduate Assistant
1989-95	Oklahoma State	Head Strength Coach
1995-98	Florida	Coordinator of Strength and Conditioning
1998-2004	Florida	Director of Strength and Conditioning
2005-pres.	Oklahoma State	Assistant Athletic Director, Speed, Strength and Conditioning

Bowl Games

1987	Sun Bowl
1988	Holiday Bowl
1996	Fiesta Bowl
1997	Sugar Bowl
1998	Citrus Bowl
1999	Orange Bowl
2000	Citrus Bowl
2001	Sugar Bowl
2002	Orange Bowl
2003	Outback Bowl
2004	Outback Bowl
2004	Peach Bowl
2006	Independence Bowl
2007	Insight Bowl
2008	Holiday Bowl
2010	Cotton Bowl
2010	Alamo Bowl
2012	Fiesta Bowl
2013	Heart of Dallas Bowl
2014	Cotton Bowl
2015	Cactus Bowl
2016	Sugar Bowl
2016	Alamo Bowl
2017	Camping World Bowl
2018	Liberty Bowl
2019	Texas Bowl
2020	Cheez-It Bowl
2022	Fiesta Bowl
2022	Guaranteed Rate Bowl

Prominent Pupils

Justin Blackmon, Jacksonville Jaguars
 Dez Bryant, Dallas Cowboys
 Justin Gilbert, Cleveland Browns
 Jason Gildon, Pittsburgh Steelers
 Rex Grossman, Houston Texans
 Ike Hilliard, Tampa Bay Buccaneers
 Kendall Hunter, San Francisco 49ers
 Teven Jenkins, Chicago Bears
 Jevon Kearse, Tennessee Titans
 Emmanuel Ogbah, Cleveland Browns
 Russell Okung, Denver Broncos
 Brandon Pettigrew, Detroit Lions
 Mason Rudolph, Pittsburgh Steelers
 Barry Sanders, Detroit Lions
 Lito Sheppard, New York Jets
 Fred Taylor, New England Patriots
 Thurman Thomas, Buffalo Bills
 James Washington, Pittsburgh Steelers
 Brandon Weeden, Tennessee Titans
 Danny Wuerffel, New Orleans Saints





Analysts



Stan Eggen

Defense Analyst

First Year at OSU | 43rd Year Overall
Moorhead State, 1977

Year By Year

Year	School	Position
1979-80	North Dakota	Defensive Backs
1981	SE Missouri State	Linebackers
1982-83	Memphis	Inside Linebackers
1984-85	Drake	Outside Linebackers
1986-90	Utah State	Recruiting Coord./ILB
1991-92	UNLV	Defensive Ends/Linebackers
1993	Nevada	Inside Linebackers
1994-96	UNLV	DC/Inside Linebackers
1997	New Mexico	Defensive Line
1998-00	TCU	Defensive Line
2001-02	Alabama	Defensive Line
2003-07	Texas A&M	Defensive Line
2008	Louisiana Tech	Defensive Line
2009-13	Louisiana Tech	DL/Recruiting Coord.
2014-15	Iowa State	Defensive Line
2016-19	New Mexico	Defensive Line
2020	Arizona	Defensive Line
2023-pres.	Oklahoma State	Defense Analyst



Gary Gibbs

Defense Analyst

Sixth Year at OSU | 44rd Year Overall
Oklahoma, 1974

Year By Year

Year	School	Position
1975-76	Oklahoma	Graduate Assistant
1977	Oklahoma	Part-Time Coach
1978-80	Oklahoma	Linebackers
1981-88	Oklahoma	DC/Linebackers
1989-94	Oklahoma	Head Coach
2000	Georgia	DC/Linebackers
2001	LSU	Defensive Coordinator
2002-05	Dallas Cowboys	Linebackers
2006-08	New Orleans Saints	Defensive Coordinator
2009-17	Kansas City Chiefs	Linebackers
2018-pres.	Oklahoma State	Defense Analyst



Bryce Lewis

Defense Analyst

Second Year at OSU | Sixth Year Overall
Vanderbilt, 2018

Year By Year

Year	School	Position
2018-20	Vanderbilt	Defense GA in 2018 Defense QC from 2019-20
2021	Auburn	Defense Analyst
2022-pres.	Oklahoma State	Defense QC in 2022 Def. Analyst from 2023-pres.



Timothy Sanders

Offense Analyst

Second Year at OSU | Eighth Year Overall
Franklin College, 2015

Year By Year

Year	School	Position
2016	Danville Community HS	Offensive Coordinator
2017	West Virginia	Offensive Grad. Assistant

2018-20	Anderson University	Offensive Coordinator
2021	Appalachian State	Quality Control (Offense)
2022-pres.	Oklahoma State	Offense Analyst



Bradley Thomas

Defense Analyst

Sixth Year at OSU | 17th Year Overall
Evangel, 2012

Year By Year

Year	School	Position
2007	Ardmore HS	Running Backs
2008-09	Dickson HS	Defensive Coordinator
2010-11	Evangel	GA/Defensive Backs
2012	NEO A&M JC	Running Backs
2013-14	Northeastern State	Wide Receivers
2015	Oklahoma Baptist	OC/Quarterbacks
2016	Rogers HS	Co-Defensive Coordinator
2017	Ada HS	OC/Quarterbacks
2018	Oklahoma State	Recruiting Analyst
2019-pres.	Oklahoma State	Defense Analyst



Chris Thurmond

Offense Analyst

Sixth Year at OSU | 40th Year Overall
Tulsa, 1975

Year By Year

Year	School	Position
1976	McAlester HS	Defensive Backs
1977-79	Charles Page HS	Defensive Backs
1980-81	Claremore HS	Defensive Coordinator
1982	Charles Page HS	Head Coach
1983-91	Tulsa	CBs/DBs
1992-93	East Carolina	Defensive Backs
1994	Tulsa	Defensive Backs
1995	TCU	Defensive Backs
1996-97	Oklahoma	Defensive Backs
1998-2000	TCU	Defensive Backs
2001-02	Alabama	Cornerbacks
2003-05	Texas A&M	Cornerbacks
2006-07	Houston	CB/Recruiting Coord. Interim Head Coach for 2007 Texas Bowl
2008-10	Kentucky	Secondary
2011-16	Rice	Cornerbacks
2018-pres.	Oklahoma State	Def. Coord. from 2012-16 Offense Analyst



Joseph Foteh

Special Teams Analyst

Second Year at OSU | 10th Year Overall
Houston, 2014

Year By Year

Year	School	Position
2014-15	Northwestern Okla.	Defense GA in 2014 Offense GA in 2015
2016-18	Rice	Defense/Special Teams QC
2019-21	Blinn College	Special Teams Coordinator
2022-pres.	Oklahoma State	Special Teams Analyst



Operations, Recruiting and Sports Medicine



Todd Bradford

*Director of Football Recruiting
Eighth Year at OSU | 32nd Overall
Southern Utah, 1986*

Todd Bradford joined the Oklahoma State staff in November of 2019 and serves as director of recruiting.

With Bradford on staff, OSU's 2021 and 2022 signing classes were ranked as the third-highest classes in the Big 12 by *ESPN* and *247Sports*. The third-place finish in the league's recruiting rankings is the highest for the Cowboys since *247Sports* began tracking it.

Bradford coached linebackers under Gundy at OSU from 2005-07 and also held coaching positions at Wisconsin, BYU, Maryland and Kansas, among other stops.

Included among his more than 30 years of experience in college football are eight years as a recruiting coordinator. He recruited eventual All-Americans Markelle Martin and Grant Garner to Stillwater, in addition to All-Big 12 performers Jamie Blatnick and Ugo Chinasa.

Bradford attended Southern Utah, where he graduated in 1986 with a degree in physical education/geology. From 2011-16 he put his geology background to work by holding leadership positions in the oil and energy business. The move to private business was made in large part to bring him closer to his mother, who was sick at the time.

He got back into coaching at Kansas for the 2016 and 2017 seasons, but returned to the oil and energy world in March of 2018. Bradford and his wife, Sondra, have four children and several grandchildren.



Dr. Val Gene Iven

*Head Team Physician
17th Year at OSU | 30th Overall
Oklahoma State, 1984*

Dr. Val Gene Iven returned to his alma mater as Head Team Physician in 2007 and has since also served as Oklahoma State's Director of Sports Medicine. Entering his 17th year at OSU, he holds the second longest tenure among Head Team Physicians in the Big 12.

A 1985 graduate of Oklahoma State, Iven attended medical school at the University of Oklahoma Health Sciences Center where he completed a Family Medicine Residency and was later chosen as the first Primary Care Sports Medicine Fellow in the program's now 30-year history.

Dr. Iven served as the Head Team Physician at Tennessee after he completed his Primary Care Sports Medicine Fellowship – and served the Volunteers for 13 years. Upon his arrival in Knoxville, he was the youngest Head Team Physician in the SEC – and when he departed, he was the dean of the SEC's East Division Head Team Physicians.

At OSU, Dr. Iven has served as the NCAA Athletic Healthcare Administrator since 2014. He has been an active member of the Big 12 Head Team Physician's Medical Advisory Committee – and played a critical role in both the Big 12 and OSU's COVID response. Dr. Iven coordinated the Oklahoma State Athletic Department COVID Medical Advisory team and was also a member of the Big 12 COVID Medical Advisory team as well as Big 12 COVID subcommittees for men's basketball, wrestling, and baseball.

During his career at both Tennessee and Oklahoma State, Dr. Iven has served as the Head Team Physician for eight National Championship teams across six different sports, 29 football bowl teams, 28 Big 12 Championship teams, more than 30 Olympians, and more than 500 All-Americans. Dr. Iven has been recognized by *Top Doctor* magazine with its family medicine award since 2014 and sports medicine specialist award since 2015. He has been awarded status as a 25-year member of the American Medical Society of Sports Medicine and holds a CAQ in Sports Medicine. He has achieved Fellow status of the American Academy of Family Medicine and has been a member of the American College of Sports Medicine and Oklahoma Academy of Family Medicine. He has been a member of the US Olympic Sports Medicine Society and has served both at the Olympic Training Center in Colorado Springs, Colorado and at the Goodwill Games in New York City.

He and his wife, the former Angela Hight, have a daughter, Austyn, who was a 2014 graduate of Oklahoma State University and a member of the Cowgirls Basketball team, as well as a son, Carson, who graduated in 2023 from Oklahoma State and was a four-year student manager for Cowboy basketball.



Rod Johnson

*Director of Football Operations
18th Year at OSU and Overall
N.C. State, 2003*

Rod Johnson joined the Oklahoma State football staff in May of 2012 after spending the previous six years working in the OSU compliance and academics offices. He took over as the primary operations contact in 2021 and is involved in the daily functions of OSU football.

Johnson was a defensive back at North Carolina State from 1998-2002. He interned in the N.C. State compliance office during the 2003-04 school year before accepting a full-time job as assistant director of compliance in August of 2004. He held that post until coming to OSU in January of 2006. A native of La Marque, Texas, Johnson and his wife, Shanna, have two sons, Sky and Zayden and a daughter, Quincie.



Scott Parker

*Head Football Athletic Trainer
16th Year at OSU | 19th Overall
Kansas State, 2002*

Scott Parker is in his 16th year at OSU and 2023 marks his seventh season as the head football athletic trainer. His entire OSU tenure has been spent with the football team, serving as an assistant athletic trainer from 2008-17 before being promoted.

Prior to his arrival at OSU, Parker spent 2005-08 at Southeast Missouri State, working with its football, basketball and baseball programs. He also spent two years at Syracuse, where he received his master's degree in exercise science in 2005 while working as a graduate assistant. A native of Overland Park, Kan., Parker received his bachelor's degree in kinesiology/athletic training from Kansas State in 2002. He is a certified member of the National Athletic Trainers Association and licensed in the state of Oklahoma. Parker, and his wife, Tiffany, live in Stillwater with their two daughters, Kinsey and Reagan.



Graduate Assistants, Recruiting Assistants and Quality Control



Zach Allen
Prospect Analyst



Travis Britz
Defense Graduate Assistant



David Glidden
Prospect Analyst



Josh Gonzales
Asst. Director of Recruiting - Offense



Justin Gordon
Prospect Analyst



Lorenzo Joe
Prospect Analyst



Jordan Johnson
Offense Graduate Assistant



DJ Linton
Prospect Analyst



Casey McHugh
Defense Graduate Assistant




Cameron O'Neal
Prospect Analyst



Eddie Simpkins
Staff Assistant/Prospect Analyst



Mariah Turner
Manager of On-Campus Recruiting



Tracin Wallace
Offense Graduate Assistant



J.W. Walsh
Offense Quality Control

Football Support Staff



Lauren Abbott
Nutritionist



Dylan Baisden
Graphic Design



Will Baum
Asst. Athletic Trainer



Jamie Blatnick
Athlete Performance



Seth Boydston
Orthopedic Surgeon



Gary Calcagno
Athlete Performance



Danielle Clary
Director of FB Admin.



Dr. Donald Crawley
Specialty Physician



Chris Deal
Director of Creative Services



Dr. Kelly Dunn
Psychiatrist



Ben Dyson
Compliance



Dr. Chris Espinoza
Orthopedic Surgeon



Dr. Chad Hanson
Orthopedic Surgeon



Matt Heinrichs
Equipment



Rod Hill
Graphic Design



Nikki Jones
Academics



Richetti Jones
Player Development



Adam Larsen
Asst. Athletic Trainer



Dan Lynch
Asst. Athletic Trainer/PT



Len Magby
Equipment



Dr. Marilyn Middlebrook
Associate AD/Academics



Dr. Jason Moore
Specialty Physician



Alex Norton
Video Assistant



Dr. Mark Pascale
Head Orthopedic Surgeon



Sely Patrizio
Asst. Athletic Trainer



Nate Peoples
Athlete Performance



Jon Pickle
Asst. Director of Operations



Zack Ramsey
Video



Trevor Richardson
Counseling & Sport Psychology



Mark Smith
Athlete Performance



Austin Taylor
Orthopedic Surgeon



Beni Tonga
Player Development



Heath Vessels
Creative Video



Justin Williams
Equipment



THE COWBOYS



Player Bios



85 Tykie Andrews

Wide Receiver | 6-1 | 185 | Freshman
Enid, Okla./Enid

An in-state prospect who was coached in high school by from Oklahoma State All-America wide receiver Rashaun Woods.

High School: Played for coach and former OSU receiver Rashaun Woods at Enid High School ... Racked up 1,151 yards and 17 touchdowns on 135 catches as a senior ... Helped lead Enid to the second round of the Oklahoma Class 6A-I state playoffs ... Named to The Oklahoman's All-state second team ... Chose Oklahoma State over offers from Dartmouth, Drake and Navy.

Personal: Tykie Omarrashaun Andrews was born in Enid, Oklahoma ... Son of Harold Andrews ... Studying business.



57 Ryan Baker

Defensive End | 6-3 | 235 | R-Junior
Cashion, Okla./Cashion

A walk-on who saw his first game action at the end of 2022.

2022 (Sophomore): Played in one game, making his career debut in the Guaranteed Rate Bowl against Wisconsin ... Made one tackle on special teams during the opening quarter ... Named OSU's special teams scout team player of the week vs. Kansas State and earned the offensive scout team player of the week against Oklahoma.

2021 (Freshman): Did not see any game action ... Part of the scout team.

2020: Redshirt. Played on the scout team.

High School: Played for coach Lynn Shackelford at Cashion, leading his team to a 13-1 record and an appearance in the Class A state championship game as a senior ... Started on the offensive and

defensive lines during his senior season and was a multi-year starter on offense ... Named to the Oklahoma Coaches Association All-State team.

Personal: Ryan Clay Baker is the son of Justin and Riece Baker ... Agribusiness major.



69 Evan Bax

Offensive Line | 6-4 | 280 | R-Freshman
East Cobb, Ga./Walton

A walk-on from the state of Georgia.

2022: Redshirt who did not see any game action.

High School: Played for coach Daniel Brunner at Walton ... Helped lead his team to a semifinal appearance in the Georgia 7A playoffs as a senior ... Received all-county honors and an invitation to play in Georgia Elite Classic.

Personal: Full name is Evan August Bax.



24 De'kelvion Beamon

Cornerback | 6-0 | 203 | R-Sophomore
Shreveport, La./Huntington

Pronounced duh-KELL-vee-on BEE-mun

Career Highs

Tackles 1, twice, last vs. Texas, 2022

Part of a pipeline of players who have come to OSU from Shreveport, joining a group that includes Rodarius Williams and Jarrick Bernard-Converse.

2022 (Sophomore): Played against Central Michigan, UAPB and Texas ... Made a solo tackle in the win over the Longhorns ... Earned OSU's defensive scout team player of the week honor vs. Texas Tech and also the special teams scout team player of the week honor vs. TCU.

2021: Redshirt ... Saw late game action in the win over Kansas and made one solo tackle.

High School: Played for coach Stephen Dennis at Huntington ... His final season was shortened due to COVID-19, but he helped lead his team to a 6-2 finish in 2020 ... A first-team all-state selection at defensive back as a sophomore ... Had 22 tackles and five passes defended in the 2019 season ... Contributed 21 tackles and three pass breakups in 2018 ... A four-sport athlete who competes in basketball, golf and track and field ... Competes in the high jump and sprints in track ... Rated as a three-star prospect by *Rivals* and *247Sports* ... Ranked the No. 27 safety in the country by *247Sports* ... Tabbed as the No. 16 player in the state of Louisiana by *Rivals* ... Chose Oklahoma State over offers from Texas, Virginia, Penn State, Mississippi State and others.

Personal: De'kelvion Beamon was born in Shreveport, Louisiana ... Son of Constance Beamon ... Business major.

Beamon's Career Stats

Year	GP	UT-AT-TT	TFL	Sacks	INT	PBU	QBH	FF	FR	BK
2021	1	1-0-1	0.0	0.0	0	0	0	0	0	0
2022	3	1-0-1	0.0	0.0	0	0	0	0	0	0
Career	4	2-0-2	0.0	0.0	0	0	0	0	0	0



1 Xavier Benson

Linebacker | 6-2 | 224 | *R-Senior
Texarkana, Texas/Pleasant Grove/Texas Tech/Tyler JC

Career Highs

Tackles	10 at Baylor, 2022
Sacks	1.0 vs. TCU, 2019 (at TTU)
TFL	2.0 vs. TCU, 2019 (at TTU)

Led all returning OSU players in tackles in 2021 with a total of 76 ... A JUCO product in his second season in Stillwater ... He and Korie Black are the only two returning defenders who started every game in 2022.

2022 (Junior): One of six total players and four defensive players to start all 13 games during the season ... Finished as OSU's third-leading tackler with 76 total tackles ... His 36 solo stops ranked fifth on the team ... Added four tackles for loss, two pass breakups and eight quarterback hurries ... Named OSU's defensive player of the week vs. Baylor after he set a career-high with 10 total tackles, including six solo stops ... Had at least one tackle in every game and at least four tackles in 10 games ... In addition to the Baylor game, his other highs included eight tackles in the games

Player Bios

against Central Michigan, Texas Tech and TCU and seven tackles in the games vs. Iowa State and West Virginia ... Served as a game captain in the win over Texas Tech.

Junior College: Spent the 2021 season at Tyler Junior College, playing for coach Thomas Rocco ... Played in all 12 games at linebacker, recording 120 total tackles with 69 solo stops ... Also added 8.0 tackles for loss, two interceptions, a fumble recovery and half a sack ... His 120 total tackles ranked No. 1 in the NJCAA ... Listed as a three-star prospect by *ESPN* and *247Sports* ... *ESPN* ranks him as the No. 23 overall JUCO prospect in the 2022 class and as the No. 2 JUCO linebacker ... *247Sports* listed him as the No. 4 JUCO linebacker in the 2022 class and as the No. 3 JUCO prospect in Texas ... Chose Oklahoma State over offers from Indiana, Memphis and Kansas.

2020 (at Texas Tech): Opted out of the 2020 season.

2019 (Freshman at Texas Tech): Became a regular starter as a redshirt freshman, playing in all 12 games and making 10 starts at linebacker ... Made 57 total tackles on the season, including 36 solo stops ... Also had 4.0 tackles for a loss, a sack and a quarterback hurry ... Ranked fourth on the team and third in the linebacker core for tackles on the year ... Had six games with at least five tackles, including a season high of nine against Texas.

2018 (at Texas Tech): Took a redshirt season his first year at Texas Tech ... Played late in a win over Kansas.

High School: Attended Pleasant Grove in Texarkana, Texas ... One of the top two-way players in the state of Texas as a senior ... Helped lead Pleasant Grove to the Class 4A Division II state title to close his prep career ... Recorded four tackles at linebacker and a 22-yard pick six near the end of regulation to secure the 41-21 victory over West Orange-Stark ... Also caught four passes for 114 yards as a tight end in the state title game to win the first state title in school history ... Named the District 7-4A Division II Most Valuable Player as a senior ... Ended the year with 20 catches for 526 yards and five touchdowns offensively, while adding 105 tackles, including seven for a loss, on defense ... Had seven sacks, seven quarterback hurries, two interceptions, two forced fumbles, two fumble recoveries and two blocked kicks as well ... Closed his junior season in 2016 with 98 tackles, including eight that went for a loss ... Also added five sacks, recovered three fumbles and forced four others while also recording a pair of interceptions ... One of his fumble recoveries was returned 99 yards for a touchdown ... Rated a three-star prospect by *Rivals*, *ESPN* and *247Sports* ... listed at No. 61 among outside linebackers nationally by *ESPN* and at No. 86 by *247Sports* ... Held offers from Texas Tech, Arkansas, Arkansas State, Army, Louisiana-Lafayette, Memphis, North Texas, Rice, Sam Houston State, SMU, Southern Miss, Texas State, Tulane, Tulsa

and Wyoming, as well as Ivy League offers from Cornell and Dartmouth.

Personal: Xavier Benson is the son of Byron and Jacqueline Benson ... Has two older brothers, Lewis Burns and Johnny Benson.

Benson's 2019 Game-by-Game Stats (at Texas Tech)


Date	Opp.	UT-AT-TT	TFL	Sacks	INT	PBU	QBH	FF	FR	BK
Aug. 31	Mont. St.	1-1-2	0	0	0	0	0	0	0	0
Sept. 7	UTEP	2-2-4	0	0	0	0	0	0	0	0
Sept. 14	at Arizona	2-0-2	0	0	0	0	0	0	0	0
Sept. 28	at Okla.	1-3-4	0	0	0	0	0	0	0	0
Oct. 5	Okla. St.	5-2-7	0	0	0	0	0	0	0	0
Oct. 12	at Baylor	2-3-5	0.5-1	0	0	0	0	0	0	0
Oct. 19	Iowa St.	2-0-2	0	0	0	0	0	0	0	0
Oct. 26	at Kansas	0-0-0	0	0	0	0	0	0	0	0
Nov. 9	at W. Va.	3-3-6	0.5-3	0	0	0	0	0	0	0
Nov. 16	TCU	5-3-8	2.0-7	1.0-6	0	0	0	0	0	0
Nov. 23	K-State	6-2-8	0	0	0	0	1	0	0	0
Nov. 29	at Texas	7-2-9	1.0-1	0	0	0	0	0	0	0

Benson's 2022 Game-by-Game Stats

Date	Opp.	UT-AT-TT	TFL	Sacks	INT	PBU	QBH	FF	FR	BK
Sept. 1	Gen. Mich.	2-6-8	0	0	0	1	0	0	0	0
Sept. 10	Ariz. St.	1-6-7	0.5-0	0	0	0	2	0	0	0
Sept. 17	UAPB	1-0-1	0	0	0	0	1	0	0	0
Oct. 1	at Baylor	6-4-10	0	0	0	0	0	0	0	0
Oct. 8	TTU	5-3-8	1.0-1	0	0	0	0	0	0	0
Oct. 15	at TCU	3-5-8	0.5-1	0	0	0	0	0	0	0
Oct. 22	Texas	1-3-4	0	0	0	0	2	0	0	0
Oct. 29	at K-State	1-1-2	0	0	0	0	0	0	0	0
Nov. 5	at Kansas	2-1-3	0	0	0	0	0	0	0	0
Nov. 12	Iowa State	4-3-7	1.0-1	0	0	0	0	0	0	0
Nov. 19	at Okla.	3-2-5	0	0	0	0	0	0	0	0
Nov. 26	WVU	4-3-7	1.0-1	0	0	1	0	0	0	0
Dec. 27	vs. Wisc.	3-3-6	0	0	0	0	3	0	0	0

Benson's Career FBS Stats

Year	GP	UT-AT-TT	TFL	Sacks	INT	PBU	QBH	FF	FR	BK
2018(TTU)	1	0-0-0	0.0	0.0	0	0	0	0	0	0
2019(TTU)	12	36-21-57	4.0	1.0	0	0	1	0	0	0
2020			DNP							
2021			JUCO							
2022	13	36-40-76	4.0	0.0	0	2	8	0	0	0
Career	26	72-60-133	8.0	1.0	0	2	9	0	0	0



67 Cole Birmingham

Offensive Line | 6-5 | 325 | R-Senior
Katy, Texas/Katy

2021 Second Team Academic All-Big 12

Missed all of 2022 due to injuries, but still enters 2023 with 16 career starts ... The only offensive player to start every game for the Cowboys in 2021.

2022 (Junior): Did not play due to injury.

2021 (Sophomore): A second team Academic All-Big 12 honoree ... Started all 14 games, making him OSU's only offensive player who started every game of the season ... Started the season opener at right guard then moved to left tackle for the other 13 games ... Made a key fumble recovery vs. OU to prevent an OU touchdown ... The only offensive lineman credited by OSU's coaches with more than 1,000 plays on the season ... Also credited with 21 pancake blocks to tie Josh Sills for the team lead and with 38 knockdowns to rank second.

2020 (Freshman): Opening day starter at right guard, but nearly missed the entire season after sustaining an injury in that contest ... Returned to play in only one other game - the Cowboys' Cheez-It Bowl win over Miami ... OSU won both games in which Birmingham played.

2019: Redshirted.

High School: Played for coach Gary Joseph at Katy ... Anchored an offensive line that allowed Katy to rush for 3,893 yards in 2018 - a 299.5 yards-per-game average - and 55 rushing touchdowns, according to *MaxPreps* ... Seven running backs recorded at least 10 carries for Katy in 2018, and all but one averaged 5.4 yards per carry or better, according to *MaxPreps* ... First-team all-state from the Padilla Coaches Poll ... A two-time All-District 19-6A performer that was also a second-team All-Super Team *Texas Football Magazine* honoree ... Also excelled in pass protection, allowing his team to complete 106 of 162 attempts for 2,021 yards and 23 touchdowns as a senior ... Won at least 10 games in each of his four high school seasons, including a 16-0 state-championship run as a freshman in 2015 ... Finished his high school career with a 49-6 career record ... Katy's rushing attack averaged 6.9 yards per carry in 2017 and 7.4 in 2016, according to *MaxPreps* ... Played a key role in helping Katy rack up 3,366 rushing yards and 47 touchdowns during his sophomore season in 2016 ... Rated as a three-star prospect by *247Sports*, *ESPN* and *Rivals* ... Slotted as the No. 21 offensive guard in the nation and the No. 72 overall player in the state of Texas by *Rivals* ... *247Sports* listed him as the No. 74 player coming out of Texas ... Chose Oklahoma State over reported offers from Arizona, Arizona State, Baylor, Boise State, Colorado, Houston, Mississippi, Mississippi State, Missouri, Pittsburgh, Texas Tech, Wisconsin and several others.

Personal: Son of Scott and Rhonda Birmingham ... Entrepreneurship major.



Player Bios



2 Korie Black

Cornerback | 6-0 | 185 | Senior
Waco, Texas/Connally

Career Highs

Tackles	6 vs. Iowa State, 2022
TFL	1.0 at Oklahoma, 2022
Passes Broken Up	1, 6x, last vs. Oklahoma, 2022
Sacks	No career sacks
Interceptions	No career interceptions

An experienced senior with 37 career games played ... Played as a true freshman and sophomore and then started every game as a junior last season ... He and Xavier Benson are the only two returning defenders who started every game in 2022.

2022 (Junior): One of six Cowboys and four defensive players to start all 13 games ... Credited with 25 total tackles on the year, including 18 solo stops and 1.5 tackles for loss ... His four pass breakups tied for fourth on the team ... Had at least one tackle in 11 games and at least three tackles in four games ... Forced a second-half fumble inside OSU's 25-yard line that was recovered by the Cowboys to stop a 52-yard Iowa State drive in what ended as a six-point win over the Cyclones ... Also set a new career-high with six tackles against ISU ... Recovered a blocked field goal and returned it 38 yards for a touchdown against UAPB ... Also credited with a quarterback hurry against Kansas.

2021 (Sophomore): Played in all 14 games ... Recorded 19 tackles with 12 solo stops ... Had at least one tackle in 10 games and multiple tackles in seven games with a high three against both Notre Dame and Missouri State ... Recovered three muffed punts on the year to rank No. 3 in the FBS in fumble recoveries ... All three recoveries led to OSU scoring drives ... They came against Missouri State, West Virginia and in the Big 12 Championship game against Baylor ... Also blocked a 39-yard BU field goal attempt on the final play of the first half of that game ... Added a pass breakup in both the Kansas State and Texas Tech games.

2020 (Freshman): Saw action in 10 of OSU's 11 games, almost exclusively on special teams ... Credited with three tackles on the season ... They came against Kansas, Iowa State and Texas Tech.

High School: Played for coach Shane Anderson at Connally ... Helped lead the Cadets to a 12-1 record as a senior, including a 6-0 district record ... Had more than 500 receiving yards as a senior,

as well as one interception and 29 tackles ... Recorded 33 tackles, intercepted seven passes, forced three fumbles and recovered two fumbles in his junior year ... Also played on the offensive side of the ball where he caught 27 passes for 468 yards and three touchdowns ... Four-year letterman ... Three-time all-district selection ... Also excelled in track and basketball and was a first-team all-district selection ... Participated in the AVID program at his high school ... Rated as a three-star prospect by *ESPN*, *247Sports* and *Rivals* ... *247Sports* composite ranking listed him as the No. 36 cornerback in the national class and the No. 70 player in the state of Texas ... *ESPN* ranked him as the No. 47 cornerback in the 2020 class ... Chose Oklahoma State over 20 other offers that included Baylor, Boise State, Colorado, Colorado State, Houston, Kansas State, Louisiana, Louisiana Tech, Minnesota, Missouri, Nebraska, SMU, Syracuse, Texas Tech and others.

Personal: Korie Louis Black was born in Kansas City, Kansas ... Son of Keith and Kiesha Black ... His father, Keith, played defensive back at Kansas State and his brother, Keith Black, Jr., played basketball at Ranger Community College ... Management major.

Black's 2020 Game-by-Game Stats

Date	Opp.	UT-AT-TT	TFL	Sacks	INT	PBU	QBH	FF	FR	BK
Sept. 19	Tulsa									
Sept. 26	WVU	0-0-0	0	0	0	0	0	0	0	0
Oct. 3	at Kansas	1-0-1	0	0	0	0	0	0	0	0
Oct. 24	Iowa State	1-0-1	0	0	0	0	0	0	0	0
Oct. 31	Texas	0-0-0	0	0	0	0	0	0	0	0
Nov. 7	at K-State	0-0-0	0	0	0	0	0	0	0	0
Nov. 21	at Okla.	0-0-0	0	0	0	0	0	0	0	0
Nov. 28	TTU	1-0-1	0	0	0	0	0	0	0	0
Dec. 5	at TCU	0-0-0	0	0	0	0	0	0	0	0
Dec. 12	at Baylor	0-0-0	0	0	0	0	0	0	0	0
Dec. 29	vs. UM (FL)	0-0-0	0	0	0	1	0	0	0	0

Black's 2021 Game-by-Game Stats

Date	Opp.	UT-AT-TT	TFL	Sacks	INT	PBU	QBH	FF	FR	BK
Sept. 4	Missouri St.	2-1-3	0	0	0	0	0	0	1-0-0	
Sept. 11	Tulsa	1-1-2	0	0	0	0	0	0	0	0
Sept. 18	at Boise St.	1-0-1	0	0	0	0	0	0	0	0
Sept. 25	K-State	2-0-2	0	0	1	0	0	0	0	0
Oct. 2	Baylor	1-0-1	0	0	0	0	0	0	0	0
Oct. 16	at Texas	0-2-2	0	0	0	0	0	0	0	0
Oct. 23	at Iowa St.	0-0-0	0	0	0	0	0	0	0	0
Oct. 30	Kansas	0-1-1	0	0	0	0	0	0	0	0
Nov. 6	at WVU	2-0-2	0	0	0	0	0	0	1-0-0	
Nov. 13	TCU	0-0-0	0	0	0	0	0	0	0	0
Nov. 20	at TTU	1-1-2	0	0	1	0	0	0	0	0
Nov. 27	Oklahoma	0-0-0	0	0	0	0	0	0	0	0
Dec. 4	Baylor	0-0-0	0	0	0	0	0	0	1-0-1	
Dec. 27	vs. UND	2-1-3	0	0	0	0	0	0	0	0

Black's 2022 Game-by-Game Stats

Date	Opp.	UT-AT-TT	TFL	Sacks	INT	PBU	QBH	FF	FR	BK
Sept. 1	Gen. Mich.	3-1-4	0	0	0	1	0	0	0	0
Sept. 10	Ariz. St.	0-0-0	0	0	0	0	0	0	0	0
Sept. 17	UAPB	0-0-0	0	0	0	0	0	0	0	0
Oct. 1	at Baylor	2-2-4	0	0	0	0	0	0	0	0
Oct. 8	TTU	1-0-1	0	0	0	0	0	0	0	0
Oct. 15	at TCU	0-1-1	0	0	0	0	0	0	0	0
Oct. 22	Texas	1-0-1	0	0	0	0	0	0	0	0
Oct. 29	at K-State	1-0-1	0	0	0	1	0	0	0	0
Nov. 5	at Kansas	3-0-3	0	0	0	1	0	0	0	0

Nov. 12	Iowa State	5-1-6	0	0	0	1	0	1	0	0
Nov. 19	at Okla.	1-1-2	1.0-2	0	0	1	0	0	0	0
Nov. 26	WVU	1-0-1	0	0	0	0	0	0	0	0
Dec. 27	vs. Wisc.	0-1-1	0.5-0	0	0	0	0	0	0	0

Black's Career Stats

Year	GP	UT-AT-TT	TFL	Sacks	INT	PBU	QBH	FF	FR	BK
2020	10	3-0-3	0.0	0.0	0	1	0	0	0	0
2021	14	12-7-19	0.0	0.0	0	2	0	0	3	0
2022	13	18-7-25	1.5	0.0	0	4	1	1	0	0
Career	37	33-14-47	1.5	0.0	0	7	1	1	3	1



41 Constantino Borrelli

Linebacker | 5-11 | 220 | R-Junior
Ramsey, N.J./Don Bosco Prep

Pronounced CON-stuhn-TEE-no bore-RELL-ee

2022 First Team Academic All-Big 12

A walk-on who has seen game action ... Missed most of 2022 due to injury.

Career Highs

Tackles	1, twice, last vs. UAPB, 2022
---------	-------------------------------

2022 (Sophomore): A first team Academic All-Big 12 honoree ... Played in the first three games before missing the remainder of the season due to injury ... Recorded a solo tackle in the win over UAPB.

2021 (Freshman): Saw late game action in the win over Kansas and made one tackle.

2020: Did not see any game action ... Part of the scout team ... Named the defense scout team player of the week vs. Kansas State and the special teams scout team player of the week vs. TCU.

High School: Played for coach Dan Sabella at Don Bosco Prep ... Led his team to a 7-5 record as a senior and an appearance in the NJSIAA state championship game ... A two-year starter at middle linebacker who also started on special teams ... Came to Oklahoma State as a preferred walk-on.

Personal: Full name is Constantino James Borrelli ... Economics major.

Borrelli's Career Stats

Year	GP	UT-AT-TT	TFL	Sacks	INT	PBU	QBH	FF	FR	BK
2020										
2021	1	1-0-1	0.0	0.0	0	0	0	0	0	0
2022	3	1-0-1	0.0	0.0	0	0	0	0	0	0
Career	4	2-0-2	0.0	0.0	0	0	0	0	0	0



Player Bios



7 Alan Bowman

Quarterback | 6-4 | 209 | *R-Senior
Grapevine, Texas/Grapevine/Texas Tech/Michigan

2020 First Team Academic All-Big 12
2019 First Team Academic All-Big 12

Career Highs

Completions 43 vs. Houston, 2018 (at TTU)
Attempts 59 vs. Houston, 2018 (at TTU)
Passing Yards 605 vs. Houston, 2018 (at TTU)
Passing TDs 5, twice, last vs. Texas, 2020 (at TTU)
Long Pass 66, twice, last at Arizona, 2019 (at TTU)
Rushes 9 at Iowa State, 2018 (at TTU)
Rushing Yards 21 vs. Houston Baptist, 2020 (at TTU)
Rushing Touchdowns 1, twice, last vs. Montana St. (at TTU)
Long Rush 12 at Iowa State, 2018 (at TTU)
Total Offense 602 vs. Houston, 2018 (at TTU)
TDs Responsible For 5, twice, last vs. Texas, 2020 (at TTU)

A veteran quarterback making his return to the Big 12 after stints at Texas Tech and Michigan, where he earned a total of four letters with two at each school ... His 605-yard passing game in 2018 makes him the only active FBS player with a 600-yard passing game entering 2023 ... That performance was also just five yards away from matching the NCAA freshman passing record.

2022 (Senior at Michigan): Played in three games ... Completed 6-of-7 pass attempts for 60 yards and a touchdown while playing quarterback against Colorado State and UConn ... His best game at Michigan came against Colorado State when he completed five-of-six passes for 40 yards ... His lone pass attempt against UConn resulted in a 20-yard touchdown pass, marking his only score as a Wolverine Also saw action as a PAT holder against Hawaii.

2021 (Junior at Michigan): Played in three games in his first year as a Wolverine ... Completed 2-of-4 pass attempts with one interception ... Made his Michigan debut against Northern Illinois.

2020 (Sophomore at Texas Tech): A first team Academic All-Big 12 honoree ... Appeared in eight games with six starts ... Completed 150-of-232 pass attempts for 1,602 yards with 10 touchdowns and took only two sacks on 232 attempts ... Against Baylor, he split series with Henry Colombi and led the game-winning drive after 14-of-23 passing for 181 yards ... Started against Oklahoma State two weeks later, going 31-of-46 for 384 yards with three touchdowns ... In his final game as a Red Raider, he went 15-of-26 passing for 117 yards against Kansas.

2019 (Redshirt at Texas Tech): A first team Academic All-Big 12 honoree ... Started three games before injury derailed his season ... Completed 101-of-154 pass attempts for 1,020 yards with six touchdowns, three interceptions and one rushing touchdown ... Threw for 436 yards with two touchdowns against Montana State and also ran for a touchdown ... Totaled 307 yards passing on 30-of-55 attempts against Arizona, his last game of the season.

2018 (Freshman at Texas Tech): Played in eight games with seven starts, after he won the starting job in week two ... Was the sixth true freshman to start in Texas Tech history ... Completed 69.4 percent of his passes with 2,638 yards with 17 touchdowns and seven interceptions and one touchdown added rushing ... Finished the season on the bench with an injury, ending 80 yards shy of the single-season passing program record for freshman ... His 605 passing yards against Houston was just five yards from matching the FBS record for single-game passing yards by a freshman ... It also set a Big 12 freshman single-game record, breaking the mark set by Patrick Mahomes (598) and ranked as the No. 5 game all-time in Texas Tech single-game history ... In his collegiate debut against Ole Miss, he went 29-of-49 passing for 273 yards and one touchdown ... Against Houston, totaled 605 yards passing on 43-of-59 attempts with five touchdowns; the third time in FBS history a freshman threw for 600 yards in a game ... In his first road game, went 35-of-46 passing for 397 yards with two touchdowns against Oklahoma State ... Earned Walter Camp, Davey O'Brien, Manning, and Earl Campbell Player of the Week Awards ... Big 12 Offensive Freshman of the Year honorable mention ... Enrolled early in the spring before his first season.

High School: Played for coach Mike Alexander at Grapevine ... Ranked among the top quarterbacks in the state of Texas ... Threw for 11,393 yards and 119 touchdowns during his four-year career at Grapevine ... Finished senior season with 3,570 yards through the air to go along with 38 touchdowns ... Previously recorded 3,329 passing yards with 42 touchdowns and just six interceptions as a junior in 2016 ... Earned District 8-5A MVP honors following both his junior and senior seasons ... Had another impressive touchdown-to-interception ratio as a sophomore with 27 touchdowns and just seven interceptions ... Notched 2,740 passing yards that season ... Had 1,754 passing yards and 12 touchdowns as a freshman in 2014 ... Rated a three-star prospect by *Rivals*, *ESPN* and *247Sports* ... Ranked as the No. 29 quarterback in the country by *Rivals* and the No. 35 quarterback in the nation by *ESPN* ... Ranked among the top 100 players in the state of Texas by *Rivals* (No. 96) ... Held offers from Texas Tech, Cincinnati, Houston, Illinois, Louisiana Tech, Ole Miss, Nevada, Southern Miss and San Diego State.

Personal: Son of Kirk and Nancy Bowman ... Father, Kirk, played tight end at Penn State (1980-83) and won a national championship in 1982 ...

Sisters Tori and Emily both played soccer at Oklahoma ... Graduated with a degree in management from Texas Tech.

Bowman's 2018 Game-by-Game Passing Stats (at Texas Tech)

Date	Opponent	Cmp	Att	INT	Yds	TD	Long	Sack
Sept. 1	vs. Ole Miss	29	49	0	273	1	28	0
Sept. 8	Lamar	22	25	0	282	2	66	0
Sept. 15	Houston	43	59	0	605	5	58	1
Sept. 22	at Oklahoma State	35	46	2	397	2	32	3
Sept. 29	West Virginia	9	20	1	123	1	40	0
Oct. 20	Kansas	36	46	1	408	3	37	2
Oct. 27	at Iowa St.	32	56	3	323	1	31	2
Nov. 3	Oklahoma	21	26	0	227	2	45	0

Bowman's 2018 Game-by-Game Rushing Stats (at Texas Tech)

Date	Opponent	No.	Gain	Loss	Net	TD	Long	Avg.
Sept. 1	vs. Ole Miss	3	19	0	19	0	10	6.3
Sept. 8	Lamar	3	2	0	2	0	2	0.7
Sept. 15	Houston	4	6	9	-3	0	5	-0.8
Sept. 22	at Oklahoma State	4	1	27	-26	0	1	-6.5
Sept. 29	West Virginia	1	2	0	2	0	2	2.0
Oct. 20	Kansas	4	0	27	-27	0	0	-6.8
Oct. 27	at Iowa State	9	29	25	4	1	12	0.4
Nov. 3	Oklahoma	1	3	0	3	0	3	3.0

Bowman's 2019 Game-by-Game Passing Stats (at Texas Tech)

Date	Opponent	Cmp	Att	INT	Yds	TD	Long	Sack
Aug. 31	Montana State	40	53	0	436	2	45	1
Sept. 7	UTEP	31	46	1	277	3	49	1
Sept. 14	at Arizona	30	55	2	307	1	66	0

Bowman's 2019 Game-by-Game Rushing Stats (at Texas Tech)

Date	Opponent	No.	Gain	Loss	Net	TD	Long	Avg.
Aug. 31	Montana State	4	10	3	7	1	5	1.8
Sept. 7	UTEP	3	12	5	7	0	10	2.3
Sept. 14	at Arizona	0	0	0	0	0	0	0

Bowman's 2020 Game-by-Game Passing Stats (at Texas Tech)

Date	Opponent	Cmp	Att	INT	Yds	TD	Long	Sack
Sept. 12	Houston Baptist	38	52	1	430	2	37	0
Sept. 26	Texas	31	52	3	331	5	29	0
Oct. 3	at Kansas State	4	7	0	23	0	10	0
Oct. 10	at Iowa St.	13	22	0	97	0	24	0
Oct. 31	Oklahoma	4	4	0	39	0	22	0
Nov. 14	Baylor	14	23	1	181	0	46	0
Nov. 28	at Oklahoma State	31	46	1	384	3	48	1
Dec. 5	Kansas	15	26	1	117	0	33	1

Bowman's 2020 Game-by-Game Rushing Stats (at Texas Tech)

Date	Opponent	No.	Gain	Loss	Net	TD	Long	Avg.
Sept. 12	Houston Baptist	4	21	0	21	0	9	5.3
Sept. 26	Texas	0	0	0	0	0	0	0
Oct. 3	at Kansas State	0	0	0	0	0	0	0
Oct. 10	at Iowa State	0	0	0	0	0	0	0
Oct. 31	Oklahoma	0	0	0	0	0	0	0
Nov. 14	Baylor	0	0	0	0	0	0	0
Nov. 28	at Oklahoma State	4	5	17	-12	0	5	-3
Dec. 5	Kansas	2	6	12	-6	0	6	-3

Bowman's 2021 Game-by-Game Passing Stats (at Michigan)

Date	Opponent	Cmp	Att	INT	Yds	TD	Long	Sack
Sept. 18	Northern Illinois	0	0	0	0	0	0	0
Oct. 4	at Wisconsin	0	1	1	0	0	0	0
Nov. 20	at Maryland	2	3	0	9	0	6	0

Bowman's 2021 Game-by-Game Rushing Stats (at Michigan)

Date	Opponent	No.	Gain	Loss	Net	TD	Long	Avg.
Sept. 18	Northern Illinois	0	0	0	0	0	0	0
Oct. 4	at Wisconsin	0	0	0	0	0	0	0
Nov. 20	at Maryland	0	0	0	0	0	0	0

Player Bios

Bowman's 2022 Game-by-Game Passing Stats (at Michigan)

Date	Opponent	Cmp	Att	INT	Yds	TD	Long	Sack
Sept. 3	Colorado State	5	6	0	40	0	16	0
Sept. 10	Hawaii	0	0	0	0	0	0	0
Sept. 17	UConn	1	1	0	20	1	20	0

Bowman's 2022 Game-by-Game Rushing Stats (at Michigan)

Date	Opponent	No.	Gain	Loss	Net	TD	Long	Avg.
Sept. 3	Colorado State	0	0	0	0	0	0	0
Sept. 10	Hawaii	0	0	0	0	0	0	0
Sept. 17	UConn	0	0	0	0	0	0	0

Bowman's Career Passing Stats

Year	G	Effic	Cmp-Att-Int	Pct	Yds	TD	Lng	Avg/G
2018(TTU)	8	150.06	227-327-7	69.4	2,638	17	66	329.75
2019(TTU)	3	130.18	101-154-3	65.6	1,020	6	66	340.00
2020(TTU)	8	130.85	150-232-7	64.7	1,602	10	48	200.25
2021(U-M)	3	18.90	2-4-1	50.0	9	0	6	3.00
2022(U-M)	3	204.86	6-7-0	85.7	60	1	20	20.00
Career	25	139.48	486-724-18	67.1	5,329	34	66	213.16

Bowman's Career Rushing Stats

Year	G	Att.	Gain	Loss	Net	Avg.	TD	Long	Avg./G
2018(TTU)	8	29	62	88	-26	-0.9	1	12	-3.25
2019(TTU)	3	7	22	8	14	2.0	1	10	4.67
2020(TTU)	8	10	32	29	3	0.3	0	9	0.38
2021(U-M)	3	0	0	0	0	0.0	0	0	0.0
2022(U-M)	3	0	0	0	0	0.0	0	0	0.0
Career	25	46	116	125	-9	-0.2	2	12	-0.36



5 Jaden Bray

Wide Receiver | 6-2 | 200 | R-Sophomore
Norman, Okla./Norman

2022 First Team Academic All-Big 12

Career Highs

Receptions	4 vs. Tulsa, 2021
Receiving Yards	84 vs. Tulsa, 2021
Receiving TDs	1, twice, last vs. Notre Dame, 2022
Long Reception	36 vs. Missouri State, 2021

Saw limited action and took a redshirt due to injury in 2022, but showed big playmaking potential as a true freshman in 2021 and could play a big role in the offense moving forward.

2022: Took a redshirt while missing most of the season to injury ... A first team Academic All-Big 12 honoree ... Saw limited action in three games, playing against Texas Tech, Iowa State and Oklahoma ... Finished the year with five catches for 54 yards ... Recorded a season-long catch of 24 yards to set up a score in the win over Texas Tech and also made a catch on a two-point conversion near the end of the third quarter to tie the game ... Added one carry for a loss of two yards against

the Red Raiders ... Had two catches for 21 yards against Iowa State and one catch for nine yards against Oklahoma.

2021 (Freshman): Played in 12 games to tie Bryson Green for the most games played by a true freshman on the Cowboy offense ... Earned his first starts in the final four games of the season ... His six 25-plus yard catches ranked second on the team for the year and only trailed Tay Martin's nine ... Finished the season with 250 receiving yards to rank fifth on the team and his 13 catches ranked seventh ... His season-best single game receiving total of 84 yards came against Tulsa, and that also led all players in the game ... Scored two touchdowns on the year ... His first was a 26-yard catch against Tulsa that included a broken tackle and was the fifth catch of his career in his second career game ... It was OSU's first score of the game which the Cowboys won by less than a touchdown and netted him OSU's team co-offensive player of the week honors ... His second touchdown marked OSU's first score in the two-point Fiesta Bowl win over No. 5 Notre Dame, and it also featured a broken tackle with him spinning out of the grasp of a defender on his way to the end zone ... After the 84 yards against Tulsa, his next best yardage totals were 52 yards in the season opener against Missouri State and 52 yards again in the Big 12 Championship game.

High School: Played for head coach Rocky Martin and wide receivers coach John Baldwin at Norman ... According to *MaxPreps*, he racked up 471 receiving yards on 32 catches and scored five touchdowns in his senior season ... Named to *Sports Illustrated's* All-American watch list ... Named a first-team wide receiver by Central Oklahoma Athletic Conference in 2019 and 2020 ... An all-district performer and wide receiver of the year in 2020 ... A *Vype* Top 100 Mr. Football Nominee (No. 11 in 2020) ... Named the NAA Outstanding Student Athlete in 2019 ... Helped lead his team to playoff appearances as a junior and senior ... Pulled in 40 catches for nearly 1,000 yards and 11 touchdowns as a junior in 2019 ... A talented basketball player, earning three letters and all-conference honors, as well being named the 2019 Landers MVP ... A member of the honor roll in 2020 and the National Honor Society Student Athlete Advisory Council ... A homecoming representative as a junior and senior ... Was active in his community volunteering for the city of Norman Environmental Services, the Oklahoma Regional Food Bank and the Special Olympics ... Rated a three-star prospect by *247Sports*, *Rivals* and *ESPN* ... Ranked the No. 128 receiver in the nation and the No. 15 player in the state of Oklahoma by *ESPN* ... No. 10 on *The Oklahoman's* Super 30 list of 2021 recruits in Oklahoma ... Chose OSU over offers from Arkansas, Baylor, Iowa State, Kansas, Kansas State and others.

Personal: Jaden Isaiah Bray was born in Fort Sill, Oklahoma ... Son of Tannica Binder and Alphonzo Bray ... Both parents are Army veterans ... Studying computer engineering.

Bray's 2021 Game-by-Game Receiving Stats

Date	Opponent	No.	Yds.	TD	Long
Sept. 4	Missouri State	2	52	0	36
Sept. 11	Tulsa	4	84	1	28
Sept. 18	at Boise State		DNP		
Sept. 25	Kansas State	0	0	0	0
Oct. 2	Baylor	0	0	0	0
Oct. 16	at Texas		DNP		
Oct. 23	at Iowa State	0	0	0	0
Oct. 30	Kansas	1	9	0	9
Nov. 6	at West Virginia	1	28	0	28
Nov. 13	TCU	0	0	0	0
Nov. 20	at Texas Tech	0	0	0	0
Nov. 27	Oklahoma	1	16	0	16
Dec. 4	Baylor	3	52	0	26
Jan. 1	Notre Dame	1	9	1	9

Bray's 2022 Game-by-Game Receiving Stats

Date	Opponent	No.	Yds.	TD	Long
Sept. 1	Central Michigan		DNP		
Sept. 10	Arizona State		DNP		
Sept. 17	Ark.-Pine Bluff		DNP		
Oct. 1	at Baylor		DNP		
Oct. 8	Texas Tech	2	24	0	24
Oct. 15	at TCU		DNP		
Oct. 22	Texas		DNP		
Oct. 29	at Kansas State		DNP		
Nov. 5	at Kansas		DNP		
Nov. 12	Iowa State	2	21	0	13
Nov. 19	at Oklahoma	1	9	0	9
Nov. 26	West Virginia		DNP		
Dec. 27	vs. Wisconsin		DNP		

Bray's Career Receiving Stats

Year	G	Rec.	Yds.	Avg.	TD	Long	Avg./G
2021	12	13	250	19.2	2	36	20.8
2022	3	5	54	10.8	0	24	18.0
Career	15	18	304	16.8	2	36	20.2



73 Jason Brooks Jr.

Offensive Line | 6-4 | 298 | R-Junior
Houston, Texas/Dobie/Vanderbilt

An experienced player who has earned five career starts entering 2023 ... Began his career at Vanderbilt.

2022 (Sophomore): Played in 11 of OSU's 13 games and started four times ... Started at right guard against Kansas State, Kansas and Iowa State and then started at left guard in the Guaranteed Rate Bowl against Wisconsin ... Made a tackle following a late interception against Kansas State.

2021 (Freshman at Vanderbilt): Played in six games and started one time ... His start came at right tackle in the season finale against Tennessee.

Player Bios

2020 (Redshirt at Vanderbilt): Saw action in one game, playing at Kentucky.

High School: Played for coach Kevin Berneathy at Dobie ... A key contributor in the Longhorns' 9-2 record and appearance in the 2019 6A state playoffs ... Credited with 46 domination blocks as a senior offensive tackle ... Named to the 2019 all-region first team ... Ranked as a three-star prospect by *ESPN*, *247Sports* and *Rivals* ... Rated among top 60 guard prospects nationally by *247Sports* ... Committed to Vanderbilt out of high school.

Personal: Jason Austin Brooks was born in Houston, Texas ... Son of Jason Brooks Sr. and Scheresia Russell ... Has one brother, Tyrus ... Enjoys fishing and playing basketball.



87 DeSean Brown


*Defensive End | 6-3 | 254 | R-Freshman
Choctaw, Okla./Choctaw*

A developing in-state prospect who took a redshirt in 2022.

2022: Took a redshirt but did see playing time against UAPB and Iowa State ... Made one tackle against UAPB ... Named OSU's defensive scout team player of the week vs. Central Michigan.

High School: Played for coach Jake Corbin at Choctaw ... Had more than 70 tackles in each of his final two seasons of high school football, leading his team to an 8-3 record as a senior ... Credited with double digit sacks and tackles for loss on his way to earning a reputation as one of the top defensive players in the state ... Part of *The Oklahoman's* Super 30 list ... As a junior in 2020, he helped lead his team to Choctaw advance to the state finals for the first time since 1960 ... Finished his junior season with 74 tackles and 15 sacks on his way to earning first team all-state honors from *The Oklahoman* ... Part of the junior varsity team as a sophomore and made dramatic improvement over that season ... Also played basketball ... Rated as a four-star prospect by *Rivals* ... Chose OSU over offers from Oklahoma, Michigan, Oregon, Baylor, Louisville, Arizona State, Iowa State, Texas Tech, Kansas State, Nebraska, Missouri, Indiana and others.

Personal: DeSean Brown was born in Oklahoma City ... Son of LaWauna Brown ... Engineering major at Oklahoma State.



32 Gabe Brown

*Linebacker | 6-2 | 224 | R-Freshman
Stillwater, Okla./Stillwater*

A young player from Stillwater entering his second season with the program.

2022: Took a redshirt but did play in the UAPB game ... Did not record any stats ... Named OSU's defensive scout team player of the week for the Oklahoma game.

High School: Played for coach Tucker Barnard at Stillwater ... Named the 2021 Central Oklahoma Athletic Conference Linebacker of the Year... Three-time all-district performer... Two-time conference linebacker of the year... Two-time Daily Oklahoman all-state selection... According to MaxPreps, he racked up 126 total tackles in 2019-20 and 74 in 2020-21... Helped the Pioneers to a 9-3 season his senior year... Played baseball at Stillwater... A member of the National Honors Society ... Ranked the No. 102 linebacker in the nation and the No. 18 player in the state of Oklahoma by *247Sports* ... No. 12 on *The Oklahoman's* Super 30 list of 2021 recruits in Oklahoma ... Enrolled early to practice in the spring of 2022.

Personal: Gabriel Matthew Brown was born in Shawnee, Oklahoma ... Son of Matt and Sherri Brown ... Majoring in applied exercise science.



1 Arland Bruce IV

*Wide Receiver | 5-10 | 200 | Junior
Olathe, Kan./Olathe North/Ankeny/Iowa*

Career Highs

Receptions	6 at Maryland, 2021 (at Iowa)
Receiving Yards	68 vs. SDSU, 2022 (at Iowa)
Receiving TDs	1, twice, last vs. Nevada, 2022 (at Iowa)
Long Reception	28 vs. Illinois, 2021 (at Iowa)
Long Rush	23 vs. Northwestern, 2022 (at Iowa)
Long Punt Return	25 vs. Nevada, 2022 (at Iowa)
All-Purpose Yards	96 vs. SDSU, 2022 (at Iowa)

An FBS transfer with two years of starting experience at the Power Five level.

2022 (Sophomore at Iowa): Played in 11 games and started in eight for the Hawkeyes as a sophomore ... Totaled 19 receptions for 187 yards and one touchdown ... Had five receptions for career-best 68 yards with a long of 27 in season opener against South Dakota State ... Recorded three receptions for 50 yards and one touchdown vs. Nevada, with scoring reception covering 21 yards ... Also had 12 rushing attempts for 47 yards and a score ... Also had over 100 punt return yards on 19 attempts. ... His receiving touchdown came against Nevada and his rushing touchdown was against Northwestern.

2021 (Freshman at Iowa): Played in all 14 games and started four games as a true freshman ... Was given the Team Hustle award on the offensive side of the ... Recorded 25 catches for 209 yards and a touchdown ... Also had nine rushing attempts for 69 yards and three touchdowns ... Led the team with six catches for 43 yards at Maryland, including an eight-yard score for his first career touchdown.

High School: Played for coach Chris McCartney at Olathe North and coach Rick Nelson at Ankeny ... Named to Des Moines Register Elite All-State team as a senior ... Named a first-team all-state running back as a senior ... Kansas City Metro Player of the Year as a junior while earning first-team all-state honors as a running back ... Earned second-team all-state honors as a sophomore quarterback while earning first-team all-conference honors ... Honorable mention all-conference as a freshman ... Helped his team post a 10-3 record as a junior and 11-1 record as a senior while winning an Iowa state championship ... In six games as a senior, rushed 81 times for 660 yards and eight touchdowns, along with 30 receptions for 451 yards and five touchdowns ... As a junior rushed for 2,479 yards and 43 touchdowns, while passing for 404 yards and five scores ... Rushed for 1,379 yards as a sophomore, with 1,209 passing yards and 35 total touchdowns ... Rushed for 819 yards and five touchdowns as a freshman ... Also lettered in baseball and basketball.

Personal: Born in Merriam, Kansas ... Son of Linda Bruce ... A business major.

Bruce's 2021 Game-by-Game Receiving Stats (at Iowa)

Date	Opponent	No.	Yds.	TD	Long
Sept. 4	Indiana	0	0	0	0
Sept. 11	at Iowa St.	0	0	0	0
Sept. 18	Kent St.	1	6	0	6
Sept. 25	Colorado St.	0	0	0	0
Oct. 1	at Maryland	6	43	1	12
Oct. 9	Penn St.	2	11	0	11
Oct. 16	Purdue	1	12	0	12
Oct. 30	at Wisconsin	1	7	0	7
Nov. 6	at Northwestern	3	30	0	16
Nov. 13	Minnesota	2	15	0	11
Nov. 20	Illinois	2	45	0	28
Nov. 26	at Nebraska	1	6	0	6
Dec. 4	Michigan	2	10	0	10
Jan. 1	vs. Kentucky	4	24	0	8

Player Bios

Bruce's 2022 Game-by-Game Receiving Stats (at Iowa)

Date	Opponent	No.	Yds.	TD	Long
Sept. 3	South Dakota State	5	68	0	27
Sept. 10	Iowa State	1	9	0	9
Sept. 17	Nevada	3	50	1	21
Sept. 24	at Rutgers	1	5	0	5
Oct. 1	Michigan	2	7	0	4
Oct. 8	at Illinois	2	12	0	9
Oct. 22	at Ohio State	1	7	0	7
Oct. 29	Northwestern	2	19	0	13
Nov. 5	at Purdue	0	0	0	0
Nov. 19	at Minnesota	1	7	0	7
Nov. 25	Nebraska	1	3	0	3

Bruce's Career Receiving Stats

Year	G	Rec.	Yds.	Avg.	TD	Long	Avg./G
2021(Iowa)	14	25	209	8.4	1	28	14.9
2022(Iowa)	11	19	187	9.8	1	27	17.0
Career	25	44	396	9.0	2	28	15.8

Bruce's Career Rushing Stats

Year	G	Att.	Gain	Loss	Net	Avg.	TD	Long	Avg./G
2021(Iowa)	14	10	69	4	65	6.5	3	20	4.6
2022(Iowa)	11	12	65	18	47	3.9	1	23	4.3
Career	25	22	134	22	112	5.1	4	23	4.5



20 DeSean Buckner

Cornerback | 6-0 | 205 | R-Junior
Pine Bluff, Ark./White Hall

A walk-on who has played on the scout team ... Brother, Donte, also played for Oklahoma State.

2022 (Sophomore): Part of the scout team ... Did not see any in-game action.


2021 (Freshman): Appeared in three games, playing mainly on special teams ... Played against Kansas, TCU and in the Fiesta Bowl win over Notre Dame ... Recorded one tackle on kickoff coverage against the Horned Frogs.

2020: Did not see any game action ... Part of the scout team.

High School: Played for coach Bobby Bolding at White Hall ... As a senior, led his team to an 8-5 record and semifinal appearance in the 2019 Class 5A playoff bracket ... A multi-year starter who played cornerback and safety ... Also returned punts and kicks ... Received all-state honors in two seasons ... Chose to walk-on at Oklahoma State, despite receiving scholarship offers from Texas Southern, Central Arkansas and others.

Personal: Full name is DeSean Lee Buckner ... Brother, Devin, played football at TCU and Arkansas ... Brother, Donte, played running back at

Oklahoma State and Arkansas ... Cousin, Ladarius Skelton, played football at Southern ... Sports Media major.



83 Cale Cabbiness

Wide Receiver | 6-2 | 200 | R-Junior
Norman, Okla./Norman North

2021 First Team Academic All-Big 12

2022 First Team Academic All-Big 12

Career Highs

Receptions	2 vs. UAPB, 2022
Receiving Yards	37 vs. UAPB, 2022
Receiving TDs	1 vs. UAPB, 2022
Long Reception	25 vs. UAPB, 2022
Long Kickoff Return	30 vs. UAPB, 2022
All-Purpose Yards	67 vs. UAPB, 2022

A former walk-on who was put on scholarship in the spring of 2023 ... Has played each of the past three years and made a game-sealing catch at Boise State in 2021.

2022 (Sophomore): A first team Academic All-Big 12 honoree for the second straight season ... Played in all 13 games, mostly on special teams ... Made two catches for 37 yards in the win over UAPB, including a 25-yard touchdown that marked a career long and his first career score ... Recorded five kickoff returns for 87 yards, including a long of 30 yards against UAPB ... His kickoff return yardage for the year ranked third on the team behind Jaden Nixon and Brennan Presley ... Finished the year with 124 all-purpose yards with a high of 67 yards against UAPB.

2021 (Freshman): A first team Academic All-Big 12 honoree ... Saw action in seven games ... Made an enormously important catch the first time he was targeted in his career ... With the Cowboys leading Boise State, 21-20, and less than two minutes remaining in the game, quarterback Spencer Sanders lofted the ball down the sideline on a 3rd-and-7 play that Cabbiness got to just before the BSU defender ... He wrestled the ball in and maintained contested possession to the ground to get the first down and allow the Cowboys to kneel out the rest of the clock after the play ... The reception gained 24 yards for OSU's longest passing play of the game and was the lone catch of the season for Cabbiness ... He was lifted up on the sideline by his teammates after the play and rallied around in the locker room following the game.

2020: Earned a role on the travel squad in his first season ... Saw action against both Texas Tech and Baylor but did not record any stats.

High School: Played for coach Justin Jones at Norman North ... Played in all 10 games as a senior in 2019, recording 22 catches for 400 yards and led his team with six touchdown catches ... Played significantly in multiple seasons.

Personal: Full name is Cale Morgan Cabbiness ... Brother, Cason, is a wide receiver at Oklahoma State ... Late father, Carl Cabbiness II, played wide receiver at Oklahoma ... Cousin, Cade Cabbiness played baseball for OSU ... Grandfather, Billy Tubbs, coached basketball at Oklahoma.

Cabbiness' Career Receiving Stats

Year	G	Rec.	Yds.	Avg.	TD	Long	Avg./G
2020	2	0	0	0	0	0	0
2021	7	1	24	24.0	0	24	3.4
2022	13	2	37	18.5	1	25	2.8
Career	22	3	61	20.3	1	25	2.8



87 Cason Cabbiness

Wide Receiver | 6-2 | 175 | Freshman
Norman, Okla./Norman North

A walk-on out of Norman ... Younger brother of OSU wide receiver Cale Cabbiness.

High School: Played for coach Justin Jones at Norman North ... Had more than 50 receptions as a senior for nearly 1,000 yards and nine touchdown catches ... An honorable mention to *The Oklahoman's* 2022 Big All-City football team ... Chose to walk-on at Oklahoma State despite holding scholarship offers from lower-level schools.

Personal: Brother, Cale, is a wide receiver at Oklahoma State ... Late father, Carl Cabbiness II, played wide receiver at Oklahoma ... Cousin, Cade Cabbiness played baseball for OSU ... Grandfather, Billy Tubbs, coached basketball at Oklahoma.



Player Bios



90 Braden Cassidy

Fullback | 6-2 | 241 | *R-Senior
Austin, Texas/Westlake

- 2019 First Team Academic All-Big 12
- 2020 First Team Academic All-Big 12
- 2021 Second Team Academic All-Big 12
- 2022 First Team Academic All-Big 12
- 2022 Season Team Captain (voted by teammates)

Career Highs

Receptions	2, twice, last at Oklahoma, 2022
Receiving Yards	38 at TCU, 2022
Receiving TDs	No career receiving TDs
Long Reception	38 at TCU, 2022

A four-time Academic All-Big 12 honoree who was voted as a season captain by his teammates in 2022 ... A versatile player who has found a way to contribute on offense, defense and special teams in his career ... His 14 career starts at OSU rank as the fourth-most on the Cowboy offense entering 2023.

2022 (Senior): Earned first-team Academic All-Big 12 honors to mark his fourth career academic all-conference award ... Voted a season team captain by his teammates ... Played in all 13 games and started seven times ... Finished the season with five catches for 57 yards ... Also made two solo tackles on the year, both against Arizona State ... Recorded a 38-yard catch against TCU that led to a Cowboy touchdown and marked the longest play of his career ... Also made a catch against Central Michigan and Kansas while making two grabs for 20 yards against Oklahoma ... Served as a game captain against Texas Tech, Iowa State and Wisconsin.

2021 (Junior): Second Team Academic All-Big 12 honoree ... Played 11 games, missing the last three games of the regular season with an injury ... Made the first seven starts of his career, and his seven starts were the most for any Cowboy Back on the team ... Earned honorable mention All-Big 12 honors from the league's head coaches ... Developed into a receiving threat for the first time, making two catches for 14 yards against Kansas State, two for 32 yards against Texas and one for 20 yards against Kansas.

2020 (Sophomore): Earned first-team Academic All-Big 12 honors for the second consecutive season ... Saw action in all 11 games, but did not record any statistics ... The bulk of his work came as a blocker on special teams.

2019 (Freshman): First-team Academic All-Big 12 honoree ... Primarily used on special teams, but saw action as a defensive end early in the season before settling in as a Cowboy Back on offense ... Played in all 13 games ... A quarterback hurry against Kansas State was his lone statistic of the season, as he served mainly in a blocking role.

2018: Redshirt who did not see any game action.

High School: Played for coach Todd Dodge at Westlake ... A team captain who helped lead his team to a 14-1 record as a senior with the only loss coming in the state semifinals ... Accolades as a senior included being named the Class 6A Defensive Player of the Year, the District 25-6A Defensive MVP and the Padilla Poll Defensive Player of the Year, as well as first team recognition on the AP All-State, Padilla Poll, All USA-Texas, TSWA All-State and All-Central Texas teams ... Wrapped up his final year with 15.0 tackles for loss, 71 solo stops and 101 total tackles ... Also added 11 sacks and an interception ... Finished his junior season with an 11-3 record and an appearance in the state quarterfinals ... Had 56 total tackles, 8.0 tackles for loss, 4.0 sacks and an interception that season ... Also played as a sophomore, recording six tackles, one tackle for loss and a blocked field goal ... Played in the state championship game vs. North Shore as a sophomore ... Ranked as a three-star prospect by *ESPN*, *Rivals* and *247Sports* ... *ESPN* listed him as the No. 92 prospect in the state of Texas and as the No. 60 defensive end in the nation ... Chose Oklahoma State over Wisconsin, Army, Navy, Tulsa and others.

Personal: Braden Cassidy was born in Waco, Texas ... Son of Colleen Hartman Rambusch, who worked for OSU athletics in radio and TV during the Bob Simmons and Eddie Sutton eras; father Mike Cassidy, who served as co-defensive coordinator at OSU during a long college coaching career and played football and wrestled at Kentucky; and stepfather Bit Rambusch, who played football and baseball for Army at the United States Military Academy ... Comes from a family of college football coaches and athletes ... Brother, Skyler Cassidy, is the defensive coordinator for Abilene Christian football; brother, Hunter Cassidy, played safety for Samford football; and step-brother, Blake Rambusch, is an infielder for Auburn baseball ... Also has an older sister Brooke Cassidy and stepbrothers Bit and Ryan Rambusch ... An avid fisherman and hunter ... A three-time Academic All-Big 12 honoree who completed his undergrad in three years with a B.S.B.A. in Sports Management and is now working on his M.S. in Interdisciplinary Studies with a focus on business and farmland development.

Cassidy's 2021 Game-by-Game Receiving Stats

Date	Opponent	No.	Yds.	TD	Long
Sept. 4	Missouri State	0	0	0	0
Sept. 11	Tulsa	0	0	0	0
Sept. 18	at Boise State	0	0	0	0
Sept. 25	Kansas State	2	14	0	10
Oct. 2	Baylor	0	0	0	0
Oct. 16	at Texas	2	32	0	18

Oct. 23	at Iowa State	0	0	0	0
Oct. 30	Kansas	1	20	0	20
Nov. 6	at West Virginia	0	0	0	0
Nov. 13	TCU		DNP		
Nov. 20	at Texas Tech		DNP		
Nov. 27	Oklahoma		DNP		
Dec. 4	Baylor	0	0	0	0
Jan. 1	Notre Dame	0	0	0	0

Cassidy's 2022 Game-by-Game Receiving Stats

Date	Opponent	No.	Yds.	TD	Long
Sept. 1	Central Michigan	1	-5	0	0
Sept. 10	Arizona State	0	0	0	0
Sept. 17	Ark.-Pine Bluff	0	0	0	0
Oct. 1	at Baylor	0	0	0	0
Oct. 8	Texas Tech	0	0	0	0
Oct. 15	at TCU	1	38	0	38
Oct. 22	Texas	0	0	0	0
Oct. 29	at Kansas State	0	0	0	0
Nov. 5	at Kansas	1	4	0	4
Nov. 12	Iowa State	0	0	0	0
Nov. 19	at Oklahoma	2	20	0	12
Nov. 26	West Virginia	0	0	0	0
Dec. 27	vs. Wisconsin	0	0	0	0

Cassidy's Career Receiving Stats

Year	G	Rec.	Yds.	Avg.	TD	Long	Avg./G
2019	13	0	0	0.0	0	0	0.0
2020	11	0	0	0.0	0	0	0.0
2021	11	5	66	13.2	0	20	6.0
2022	13	5	57	11.4	0	38	4.3
Career	48	10	123	12.3	0	38	2.5



93 Collin Clay

Defensive Tackle | 6-3 | 310 | R-Senior
Oklahoma City, Okla./Putnam City/Arkansas

Career Highs

Tackles	5 vs. Texas, 2022
TFL	1.0 vs. Texas, 2022
Sacks	No career sacks

A veteran player who made his first impact on defense in 2022 ... Played as a true freshman at Arkansas in 2019 then missed 2020 and 2021 due to injury ... A four-star recruit in high school who had a long list of offers.

2022 (Junior): Made his first three Oklahoma State starts against Texas, Kansas State and Kansas, and played in 12 of OSU's 13 games ... Finished the year with 16 tackles, including six solo stops and 2.0 tackles for loss ... Added five quarterback hurries to rank first among OSU's interior defensive linemen ... Made at least one tackle in seven games ... Set career highs in his start in the Homecoming win over Texas with five total tackles and 1.0 tackle for loss.

Player Bios

2021 (Sophomore): Did not see any game action.

2020: Did not see any game action.

2019 (Freshman at Arkansas): Played in 11 of 12 games for the Razorbacks in 2019, missing only the season opener ... Totaled 324 snaps as a true freshman, 291 on the defensive line ... Tallied 17 tackles, five solo, with half-a-tackle for loss in his debut season ... Didn't record his first stop until the fifth game of the year against Texas A&M, recording three in the contest ... It was one of two games he recorded two solo tackles, also doing so against Auburn ... Added two more three-tackle games against Mississippi State and LSU.

High School: Rated as a four-star prospect by *Rivals* and *247Sports* ... Rated as the No. 20 strong side defensive end in the country and ranked second in the state of Oklahoma by *Rivals* ... Three-year varsity letterwinner at Putnam City in Oklahoma City ... Racked up 62 tackles over his senior season for the Pirates ... Totaled three sacks and 5.5 tackles for loss, along with six quarterback hurries and two pass breakups in his final year of high school football ... Selected to play for USA Football in the 2019 International Bowl ... Posted 56 tackles as a junior, with three sacks and two PBUs, helping Putnam City to a 7-4 overall record ... Had 40 tackles, including a sack, as a sophomore in 2016 ... Also played basketball as a freshman ... Held offers from Oklahoma State, Florida, Georgia, Missouri, Oregon, Arkansas, Texas Tech, Michigan and others.

Personal: Son of Robert and Brittany Clay and Jenine Verdalte ... Has four siblings, Robert, Tyjija, Joshua and Warren.

Clay's 2019 Game-by-Game Stats (at Arkansas)

Date	Opp.	UT-AT-TT	TFL	Sacks	INT	PBU	QBH	FF	FR	BK
Aug. 31	Portland St.			DNP						
Sept. 7	at Ole Miss	0-0-0	0	0	0	0	0	0	0	0
Sept. 14	Col. St.	0-0-0	0	0	0	0	0	0	0	0
Sept. 21	SJSU	0-0-0	0	0	0	0	0	0	0	0
Sept. 28	vs. TAMU	2-1-3	0	0	0	0	0	0	0	0
Oct. 12	at Kent	1-1-2	0	0	0	0	0	0	0	0
Oct. 19	Auburn	2-1-3	0	0	0	0	0	0	0	0
Oct. 26	at Ala.	0-2-2	0	0	0	0	0	0	0	0
Nov. 2	Miss. St.	0-3-3	0.5-0	0	0	0	0	0	0	0
Nov. 9	WKU	0-0-0	0	0	0	0	0	0	0	0
Nov. 23	at LSU	0-3-3	0	0	0	0	0	0	0	0
Nov. 29	Missouri	0-1-1	0	0	0	0	0	0	0	0

Clay's 2022 Game-by-Game Stats

Date	Opp.	UT-AT-TT	TFL	Sacks	INT	PBU	QBH	FF	FR	BK
Sept. 1	Cen. Mich.	1-2-3	0.5-1	0	0	0	1	0	0	0
Sept. 10	Ariz. St.	0-0-0	0	0	0	0	0	0	0	0
Sept. 17	UAPB	0-1-1	0	0	0	0	1	0	0	0
Oct. 1	at Baylor			DNP						
Oct. 8	TTU	1-2-3	0.5-1	0	0	0	1	0	0	0
Oct. 15	at TCU	0-0-0	0	0	0	0	0	0	0	0
Oct. 22	Texas	2-3-5	1.0-2	0	0	0	1	0	0	0
Oct. 29	at K-State	1-0-1	0	0	0	0	0	0	0	0
Nov. 5	at Kansas	0-0-0	0	0	0	0	0	0	0	0
Nov. 12	Iowa State	1-1-2	0	0	0	0	1	0	0	0
Nov. 19	at Okla.	0-0-0	0	0	0	0	0	0	0	0
Nov. 26	WVU	0-1-1	0	0	0	0	0	0	0	0
Dec. 27	vs. Wisc.	0-0-0	0	0	0	0	0	0	0	0

Clay's Career Stats

Year	GP	UT-AT-TT	TFL	Sacks	INT	PBU	QBH	FF	FR	BK
2019	11	5-12-17	0.5	0.0	0	0	0	0	0	0
2020	0	0-0-0	0.0	0.0	0	0	0	0	0	0
2021	0	0-0-0	0.0	0.0	0	0	0	0	0	0
2022	12	6-10-16	2.0	0.0	0	0	5	0	0	0
Career	23	11-22-33	2.0	0.0	0	0	5	0	0	0



31 Chance Clements

Linebacker | 6-2 | 207 | R-Freshman
Stillwater, Okla./Stillwater

A walk-on from Stillwater ... Son of Oklahoma State co-defensive coordinator and linebackers coach Joe Bob Clements.

2022: Redshirt ... Played vs. UAPB and made one tackle ... Named OSU's special teams scout team player of the week vs. Kansas and the defensive scout team player of the week vs. Iowa State.

High School: Played for coach Tucker Barnard at Stillwater ... A standout performer for a successful high school program ... Reached the state title game in two of his final three seasons and the state semifinals in his final season.

Personal: Son of Joe Bob and Pelusa Clements.



24 Elijah Collins

Running Back | 6-0 | 220 | *R-Senior
Detroit, Mich./University of Detroit Jesuit/
Michigan State

2019 Third Team All-Big Ten (Media)
2022 Season Team Captain (at Michigan State)

Career Highs

Rushes	31 at Rutgers, 2019 (at MSU)
Rushing Yards	192 vs. W. Michigan, 2019 (at MSU)
Rushing TDs	2, twice, last vs. Indiana, 2022 (at MSU)
Long Rush	58 vs. W. Michigan, 2019 (at MSU)
Receptions	4 vs. Indiana, 2022 (at MSU)
Receiving Yards	43 vs. Indiana, 2022 (at MSU)
Receiving TDs	1 vs. Youngstown St., 2021 (at MSU)
Long Reception	22 vs. Indiana, 2022 (at MSU)

Four-year letterwinner that played in 41 games for Michigan State ... Became the 46th Spartan player with 1,000 career rushing yards, rushing for 1,506 yards and 11 touchdowns on 353 carries in his Spartan career ... Became the 28th player in MSU history with 300 rushing attempts ... Has four career 100-yard rushing games ... Also has 36 career receptions for 260 yards and one touchdown ... Totaled 1,766 all-purpose yards at MSU ... Joins the Cowboys with 12 FBS starts and 41 games played already under his belt.

2022 (Senior at Michigan State): Named one of four team captains for the 2022 season ... Tallied 318 rushing yards and 70 carries in 12 games and 253 snaps on offense ... His rushing total was second on the team ... Tied for the team lead with a career-high six rushing touchdowns, which also tied for 11th in the Big Ten ... Tied his career-high two touchdowns in a game in Indiana game ... Added career highs of four receptions for 43 yards, boosted by a career-long 22-yard reception against the Hoosiers ... Served as a game captain against Akron.

2021 (Junior at Michigan State): Played in eight of the 13 games, missing five games with an injury ... Recorded 102 rushing yards in 18 carries and one receiving touchdown ... Had six carries for 15 yards in playing a season-high 18 snaps on offense in victory over No. 12 Pittsburgh in the Chick-fil-a Bowl.

2020 (Sophomore at Michigan State): Had 41 carries for 90 yards, along with four receptions for 34 yards in seven games ... Tallied eight carries for a season-high 37 yards against Ohio State.

2019 (Freshman at Michigan State): Started in 12 games ... Led the team and ranked fourth in the Big Ten with 988 rushing yards ... Ranked fourth in the Big Ten with 222 carries ... Led Michigan State with five rushing touchdowns ... Earned third-team All-Big Ten and honorable mention All-Big Ten accolades ... Ranked third among all FBS freshman running backs in carries with 222 and fifth in rushing with 76.0 yards per game ... Slated a team-lead 988 rushing yards which ranked second most by a Spartan freshman in school history ... The first Spartan freshman to record three 100-yard rushing games since 2005 ... Rushed 21 times for 96 yards, including a game-long 31-yard run, against Wake Forest in the New Era Pinstripe Bowl ... Topped his previous career high in carries against Illinois with 28 carries while recording his second career 100-yard rushing game ... Named to the Pro Football Focus Big Ten Team of the Week after posting a career-high 192 yards on just 17 carries (11.3 ypc) against Western Michigan, highlighted by 58-yard run on MSU's first possession of second half ... The 192 rushing yards were the most by a freshman starting running back in school history and the second-most overall by a Spartan freshman running back in a single game (Javon Ringer had 194 yards at Illinois in 2005).

Player Bios

2018 (Redshirt at Michigan State): Took a redshirt season his first year at Michigan State ... Played in three games against Maryland, Nebraska and Rutgers ... Had two carries for eight yards against Rutgers.

High School: Rated the top running back prospect in Michigan by *Rivals*, *247Sports* and *The Detroit News* ... Ranked the 25th best running back in the nation by *247Sports* ... Named to the Detroit News all-state division 1-2 team ... Selected to the MLive Detroit Dream Team ... Rated the No. 10 overall player in Michigan by *247Sports* ... Slated as the No. 24 overall player in Michigan by *Rivals* ... *ESPN* tabbed Collins at the 26th best overall player in Michigan ... Recorded 1,076 rushing yards, 73 tackles and two interceptions, including one for a score, on defense ... Rushed for 210 yards and two touchdowns in a win over St. Joseph ... Posted an impressive all-around performance against Detroit Catholic Central rushing for 151 yards on 19 carries and a touchdown while recording 15 tackles and a 60-yard interception return for a touchdown on defense ... As a junior, recorded 19 touchdowns and scored four different ways, rushing, receiving, kick return and interception return ... Named to the *Detroit Free Press* All-Detroit team ... *Detroit News* all metro team ... Honorable mention all-state pick his junior year ... Also lettered in basketball ... Member of the 2016 basketball state championship team.

Personal: Son of Gary and Elizabeth Collins ... Graduated in December 2022 from Michigan State with a media and information degree.

Collins' 2018 Game-by-Game Rushing Stats

Date	Opponent	No.	Gain	Loss	Net	TD	Long	Avg.
Nov. 3	at Maryland	0	0	0	0	0	0	0.0
Nov. 24	Rutgers	2	8	0	8	0	4	4.0

Collins' 2018 Game-by-Game Receiving Stats

Date	Opponent	No.	Yds.	TD	Long
Nov. 3	at Maryland	0	0	0	0
Nov. 24	Rutgers	0	0	0	0

Collins' 2019 Game-by-Game Rushing Stats

Date	Opponent	No.	Gain	Loss	Net	TD	Long	Avg.
Aug. 30	Tulsa	8	20	3	17	0	9	2.1
Sept. 7	Western Mich.	17	192	0	192	0	58	11.3
Sept. 14	Arizona St.	19	75	3	72	1	16	3.8
Sept. 21	at Northwestern	17	76	0	76	1	13	4.5
Sept. 28	Indiana	17	63	7	56	1	19	3.3
Oct. 5	at Ohio St.	12	65	2	63	0	23	5.3
Oct. 12	at Wisconsin	8	21	5	16	0	6	2.0
Oct. 26	Penn St.	17	55	2	53	0	9	3.1
Nov. 9	Illinois	28	186	16	170	2	40	6.1
Nov. 16	at Michigan	12	28	1	27	0	4	2.3
Nov. 23	at Rutgers	31	118	9	109	0	23	3.5
Nov. 30	Maryland	15	47	6	41	0	21	2.7
Dec. 27	vs. Wake Forest	21	105	9	96	0	31	4.6

Collins' 2019 Game-by-Game Receiving Stats

Date	Opponent	No.	Yds.	TD	Long
Aug. 30	Tulsa	0	0	0	0
Sept. 7	Western Mich.	1	7	0	7
Sept. 14	Arizona St.	1	2	0	2
Sept. 21	at Northwestern	1	9	0	9
Sept. 28	Indiana	1	16	0	16
Oct. 5	at Ohio St.	1	2	0	2
Oct. 12	at Wisconsin	0	0	0	0
Oct. 26	Penn St.	3	11	0	7
Nov. 9	Illinois	2	7	0	4
Nov. 16	at Michigan	2	19	0	11
Nov. 23	at Rutgers	0	0	0	0
Nov. 30	Maryland	2	23	0	13
Dec. 27	vs. Wake Forest	1	3	0	3

Collins' 2020 Game-by-Game Rushing Stats

Date	Opponent	No.	Gain	Loss	Net	TD	Long	Avg.
Oct. 24	Rutgers	9	8	5	3	0	4	0.3
Oct. 31	at Michigan	1	0	0	0	0	0	0.0
Nov. 7	at Iowa	6	18	4	14	0	5	2.3
Nov. 14	Indiana	3	6	1	5	0	6	1.7
Nov. 28	Northwestern	13	40	6	34	0	13	2.6
Dec. 5	Ohio St.	8	37	0	37	0	14	4.6
Dec. 12	at Penn St.	1	0	3	-3	0	-3	-3.0

Collins' 2020 Game-by-Game Receiving Stats

Date	Opponent	No.	Yds.	TD	Long
Oct. 24	Rutgers	1	3	0	3
Oct. 31	at Michigan	0	0	0	0
Nov. 7	at Iowa	1	6	0	6
Nov. 14	Indiana	1	17	0	17
Nov. 28	Northwestern	0	0	0	0
Dec. 5	Ohio St.	0	0	0	0
Dec. 12	at Penn St.	1	8	0	8

Collins' 2021 Game-by-Game Rushing Stats

Date	Opponent	No.	Gain	Loss	Net	TD	Long	Avg.
Sept. 3	at Northwestern	0	0	0	0	0	0	0.0
Sept. 11	Youngstown St.	3	32	0	32	0	16	10.7
Oct. 30	Michigan	0	0	0	0	0	0	0.0
Nov. 13	Maryland	1	7	0	7	0	7	7.0
Nov. 20	at Ohio St.	3	29	0	29	0	16	9.7
Nov. 27	Penn St.	5	19	0	19	0	10	3.8
Dec. 30	vs. Pittsburgh	6	15	0	15	0	5	2.5

Collins' 2021 Game-by-Game Receiving Stats

Date	Opponent	No.	Yds.	TD	Long
Sept. 3	at Northwestern	0	0	0	0
Sept. 11	Youngstown St.	1	20	1	20
Oct. 30	Michigan	0	0	0	0
Nov. 13	Maryland	0	0	0	0
Nov. 20	at Ohio St.	1	3	0	3
Nov. 27	Penn St.	1	11	0	11
Dec. 30	vs. Pittsburgh	0	0	0	0

Collins' 2022 Game-by-Game Rushing Stats

Date	Opponent	No.	Gain	Loss	Net	TD	Long	Avg.
Sept. 2	Western Mich.	0	0	0	0	0	0	0.0
Sept. 10	Akron	8	57	0	57	1	17	7.1
Sept. 17	at Washington	1	1	0	1	1	1	1.0
Sept. 24	Minnesota	0	0	0	0	0	0	0.0
Oct. 1	at Maryland	5	36	0	36	1	12	7.2
Oct. 8	Ohio St.	2	9	0	9	0	5	4.5
Oct. 15	Wisconsin	14	45	2	43	1	8	3.1
Oct. 29	at Michigan	7	22	0	22	0	8	3.1
Nov. 5	at Illinois	4	15	5	10	0	11	2.5
Nov. 12	Rutgers	0	0	0	0	0	0	0
Nov. 19	Indiana	19	109	2	107	2	31	5.6
Nov. 26	at Penn State	10	35	2	33	0	11	3.3

Collins' 2022 Game-by-Game Receiving Stats

Date	Opponent	No.	Yds.	TD	Long
Sept. 2	Western Mich.	0	0	0	0
Sept. 10	Akron	0	0	0	0
Sept. 17	at Washington	0	0	0	0
Sept. 24	Minnesota	1	2	0	2
Oct. 1	at Maryland	0	0	0	0
Oct. 8	Ohio St.	0	0	0	0
Oct. 15	Wisconsin	1	3	0	3
Oct. 29	at Michigan	2	8	0	8
Nov. 5	at Illinois	3	20	0	21
Nov. 12	Rutgers	2	14	0	10
Nov. 19	Indiana	4	43	0	22
Nov. 26	at Penn State	1	3	0	3

Collins' Career Rushing Stats

Year	G	Att.	Gain	Loss	Net	Avg.	TD	Long	Avg./G
2018(MSU)	2	2	8	0	8	4	0	4	4.0
2019(MSU)	13	222	1,051	63	988	4.45	5	272	76.0
2020(MSU)	7	41	109	19	90	2.2	0	42	12.86
2021(MSU)	7	18	102	0	102	5.67	0	54	14.57
2022(MSU)	12	70	329	11	318	4.54	6	104	26.50
Career	41	353	1,599	93	1,506	4.27	11	476	36.73

Collins' Career Receiving Stats

Year	G	Rec.	Yds.	Avg.	TD	Long	Avg./G
2018(MSU)	2	0	0	0	0	0	0.0
2019(MSU)	13	15	99	6.6	0	74	7.62
2020(MSU)	7	4	34	8.5	0	34	4.86
2021(MSU)	7	3	34	11.33	1	34	4.86
2022(MSU)	12	14	93	6.64	0	69	7.75
Career	41	36	260	7.22	1	211	6.34



71 Dalton Cooper

Offensive Line | 6-7 | 311 | R-Senior
Prague, Okla./Prague/Texas State

2020 Freshman All-America Team (*The Athletic*)
2021 All-Sun Belt Third Team (Coaches)

A transfer who was an all-conference performer at Texas State, where he started 36 games at left tackle.

2022 (at Texas State): Named to the Preseason First-Team All-Sun Belt and the PFF Preseason First-Team All-Sun Belt ... Athlon Sports Preseason All-Sun Belt First Team and Dave Campbell's Preseason All-Texas First Team honoree ... Placed on the Athlon Sports Preseason All-Sun Belt First Team ... Started all 12 games as a left tackle ... Behind Cooper, Texas State's offense averaged 325.2 yards per game and racked up 20 touchdowns ... Rated the 4th best offensive lineman in the Sun Belt ... Allowed three sacks on 429 pass plays.

2021 (at Texas State): Named to the PFF First-Team All-Sun Belt and the Phil Steele All-Sun Belt

Player Bios

Third Team ... Chosen by coaches to be placed on the All-Sun Belt Third Team ... Selected as a member of the Dave Campbell's All-Texas College Second Team ... Started in all 12 games as a left tackle ... Rated the 6th best offensive lineman in the Sun Belt and the best left tackle in PFF ratings ... Surrendered only three sacks on 450 pass plays and saw 814 total snaps.

2020 (at Texas State): Became a regular starter, starting in all 12 games as a left tackle ... Named a Freshman All-American honoree by The Athletic ... Earned All-Sun Belt Conference honors by Phil Steele and All-Sun Belt Honorable Mention by coaches ... Rated the 23rd best offensive lineman in the Sun Belt and the third-best left tackle in PFF ratings ... Surrendered only one sack on 503 pass plays ... Helped Texas State average 369.7 total yards, 27.7 points and 131 yards rushing.

2019 (at Texas State): Took a redshirt season his first year at Texas State ... Saw action against Troy.

High School: Played for coach John Graham at Prague ... Named to the Oklahoman's Preseason Class 2A All-State team and the Shawnee News-Star All-Area team ... Blocked for a 1,000-yard rusher as a senior ... Recorded 85 tackles and two sacks in 10 games as a senior ... Tallied 62 tackles and seven sacks as a junior ... Played as an offensive and a defensive lineman ... Rated the No. 30 overall prospect in Oklahoma by 247Sports ... Also a talented basketball player and was selected to play in the Senior All-Star game.

Personal: Son of John and Stefanie Cooper.



45 Justin Crutchmer

Linebacker | 6-0 | 180 | Freshman
Pearcy, Ark./Lake Hamilton

A walk-on who comes from an athletic family.

High School: Played for coach Tommy Gilleran at Lake Hamilton ... Excelled on both sides of the ball during his high school career ... Played running back on offense ... Scored 27 offensive touchdowns and racked up over 1,800 yards in just 12 games as a senior while totaling 18 touchdowns as a junior ... A talented linebacker who tallied hundreds of tackles in his prep career ... A wrestling standout who became the first high school wrestler in Arkansas history to win four state championships at four different weight classes ... He was the 11th overall wrestler to claim four state titles.

Personal: Son of Kevin and Tina Crutchmer ... Father is the head wrestling coach at Ouachita Baptist ... Brothers Brian and Kyle both wrestled for Oklahoma State, and Kyle is now a professional MMA fighter.



5 Kendal Daniels

Safety | 6-4 | 213 | R-Sophomore
Beggs, Okla./Beggs

2022 Freshman All-America Team (FWAA, CFN)
2022 Big 12 Defensive Freshman of the Year
2022 Second Team All-Big 12 (Coaches)
2022 First Team Academic All-Big 12

Career Highs

Tackles	11, twice, last at Kansas, 2022
TFL	2.0 vs. Texas Tech, 2022
Sacks	No career sacks
Passes Broken Up	2, 2x, last vs. Wisconsin, 2022
Interceptions	1, 3x, last vs. Iowa State, 2022

A talented young player who broke out as a freshman starter in 2022 and should play a key role in 2023.

2022 (Freshman): Had a breakout season in his first year as a regular part of the lineup ... Honors included being named the Big 12 Defensive Freshman of the Year by the league's coaches and being included on the FWAA Freshman All-America Team, receiving third team honors on the College Football News Freshman All-America team and being listed on the second-team All-Big 12 team by the league's coaches ... Also a first team Academic All-Big 12 honoree ... Played in all 13 games and started five times, including four of the final six contests ... Finished the year ranking fourth among all FBS freshmen with three interceptions and fifth among all FBS freshmen with an average of 5.5 tackles per game ... His 71 total tackles ranked fourth on the team and his three interceptions were second on the squad behind only All-American Jason Taylor III ... 45 of his tackles were solo stops ... Added 6.5 tackles for loss, five pass breakups, four quarterback hurries, a forced fumble and a safety ... Had a season-best 11 tackles against both Central Michigan and Kansas ... Record at least one tackle in every game and had eight games with at least five tackles ... Set a season-best with 2.0 tackles for loss in the win over Texas Tech ... Had an assisted tackle for loss that resulted in a safety in the win at Baylor ... Created two turnovers via a forced fumble and an interception and had a game-high 10 tackles, as well as 1.5 tackles for loss in OSU's six-point win over Iowa State to earn Big 12 Co-Newcomer of

the Week honors ... His other interceptions came in the wins over Central Michigan and Texas ... The Iowa State interception was returned 12 yards and the Texas interception occurred on the final UT play of the game and was returned eight yards to seal the seven-point Cowboy win.

2021: Saw action against Kansas, TCU and Notre Dame while taking a redshirt season but did not record any stats.

High School: Played for coach David Tenison at Beggs ... Helped lead Beggs to a state semifinals appearance as a junior and a senior, as his team finished 11-3 in 2019 and 10-3 in 2020 ... Also part of a state runner-up team at Beggs as a sophomore in 2018 ... Selected for the 2021 All-American Bowl ... Played both ways as a safety on defense and a wide receiver on offense ... Finished his senior season as an all-state selection with 120 tackles, 14 tackles for loss, six sacks, two forced fumbles, a fumble recovery, four interceptions and an interception return for a touchdown on defense, while adding 56 catches for 642 yards and 10 touchdowns on offense ... As a junior, he totaled 117 tackles, six interceptions and three interception return touchdowns to go along with three forced fumbles and three fumble recoveries ... A multiple-sport athlete who played football and basketball ... Originally committed to Texas A&M but switched to Oklahoma State in March of 2021 ... A consensus four-star recruit who was tabbed as the No. 41 overall player in the class and the No. 1 player in the state of Oklahoma by 247Sports, making him the highest-ranked player in OSU's 2021 signing class ... A late addition to the class who signed in March ... Chose Oklahoma State from an extensive list of offers that included Alabama, Clemson, Oklahoma, Georgia, Auburn, LSU, Notre Dame, USC, Oregon, Florida State and many others.

Personal: Son of Kerry and Carmelita Daniels.


Daniels' 2022 Game-by-Game Stats

Date	Opp.	UT-AT-TT	TFL	Sacks	INT	PBU	QBH	FF	FR	BK
Sept. 1	Central Michigan	6-5-11	1.0-2	0	1	0	0	0	0	0
Sept. 10	Arizona State	1-1-2	0	0	0	0	0	0	0	0
Sept. 17	UAPB	2-1-3	0	0	0	0	0	0	0	0
Oct. 1	at Baylor	3-1-4	0.5-1	0	0	0	1	0	0	0
Oct. 8	TTU	4-1-5	2.0-8	0	0	1	0	0	0	0
Oct. 15	at TCU	3-2-5	0	0	0	0	0	0	0	0
Oct. 22	Texas	0-1-1	0.5-1	0	1-8	0	2	0	0	0
Oct. 29	at K-State	5-0-5	0	0	0	2	0	0	0	0
Nov. 5	at Kansas	8-3-11	0	0	0	0	0	0	0	0
Nov. 12	Iowa State	4-6-10	1.5-3	0	1-12	0	0	1	0	0
Nov. 19	at Okla.	5-2-7	0	0	0	0	1	0	0	0
Nov. 26	WVU	2-3-5	0	0	0	0	0	0	0	0
Dec. 27	vs. Wisc.	2-0-2	1.0-2	0	0	2	0	0	0	0

Daniels' Career Stats

Year	GP	UT-AT-TT	TFL	Sacks	INT	PBU	QBH	FF	FR	BK
2021	3	0-0-0	0.0	0.0	0	0	0	0	0	0
2022	13	45-26-71	6.5	0	3	5	4	1	0	0
Career	16	45-26-71	6.5	0	3	5	4	1	0	0

Player Bios



88 Landon Dean


*Defensive End | 6-5 | 270 | R-Freshman
Frontenac, Kan./Frontenac*

A young prospect out of Kansas who has spent a year developing in the program.

2022: Part of the scout team while taking a red-shirt season ... Did not see any in-game action ... Named OSU's defensive scout team player of the week vs. West Virginia.

High School: Played for coach Mark Smith at Frontenac ... An athletic two-way player who plays tight end and defensive end for the Raiders ... A two-time Sports in Kansas Defensive Player of the Year selection and a three-time all-state and three-time all-district honoree ... Amassed 76 tackles, 7.5 tackles-for-loss, one sack and one fumble recovery as a junior in 2020, according to the Joplin Globe ... Helped lead Frontenac to a 10-3 season as a senior and state runner-up finish ... Logged 60 tackles and 12 sacks his senior year ... Also played basketball ... Ranked the No. 8 player in the state of Kansas by *ESPN* and *247Sports* ... *Rivals* tabbed him as the No. 41 defensive lineman in the class of 2022 and the No. 5 prospect in Kansas ... Chose Oklahoma State over offers from Iowa State and Kansas State ... Enrolled early to practice in the spring of 2022.

Personal: Landon Dean was born in Joplin, Missouri ... He is the son of Charlie and Nicole Dean ... Business management major.



25 Hudson Devins


*Running Back | 5-11 | 205 | Freshman
Berea, Ohio/Berea-Midpark*

A walk-on who played both running back and middle linebacker in high school.

High School: Played for coach Jonathan Hunek at Berea-Midpark ... Earned all-state, all-conference and all-district honors as a senior ... A highlight

from his final season included being named the conference player of the week for his efforts in Berea-Midpark's 48-7 victory over Amherst Steele ... In the game he set a school record with 256 yards rushing on only nine carries – a 28.4 yards per carry average – and scored four touchdowns ... As a junior he rushed for 736 yards with 11 touchdowns and had 37 tackles with three sacks ... Also competed as a sprinter on the track and field team and was part of National Honors Society ... Qualified for state multiple times in track ... Served as a team captain.

Personal: Son of Ryan and Melissa Devins.



78 Davis Dotson

*Offensive Line | 6-6 | 301 | R-Freshman
Tulsa, Okla./Berryhill*

A developing in-state prospect who took a red-shirt in his first season in Stillwater.

2022: Redshirt ... Did not see any game action.

High School: Played for coach Pat Harper at Berryhill ... A multiple-year starter ... Helped lead his team to a 9-3 record with an appearance in the class 3A playoffs as a senior in 2021, earning all-state honors, all-district honors and a spot on the Oklahoma Coaches Association Class 3A All Star team ... Also a talented basketball player who was a two-time all-conference and conference player of the year selection ... Also a two-time Pryor all-tournament team pick ... Part of the National Honors Society ... Active in his youth group and took part in his church's "John 3:16 Missions" ... *247Sports* ranked him as the No. 14 overall prospect in Oklahoma ... A late addition to the 2022 class ... Chose Oklahoma State over offers from Arizona State, Iowa State, Syracuse, TCU, Texas Tech, Virginia, Washington State and others.

Personal: Davis Wesley Dotson was born in Tulsa ... Son of David and Barbara Dotson ... Brother, Daniel Dotson, played basketball at Northeastern State university ... Studying finance at OSU.



48 Bryce Drummond

*Tight End | 6-3 | 219 | R-Sophomore
Pawhuska, Okla./Pawhuska/North Texas*

A walk-on from northeast Oklahoma who began his career as a quarterback then linebacker at North Texas.

2022 (Freshman at North Texas): Saw action in 12 games, primarily on special teams ... Made one solo tackle at Memphis.

2021 (Redshirt at North Texas): Did not appear for the Mean Green in 2021 ... Maintained a redshirt.

High School: Played for coach Matt Hennessy at Pawhuska, as well as quarterbacks coach Mason Fine during his senior year ... Completed 544 of 808 passes for 8,881 yards and 111 touchdowns in three years as the starter at Pawhuska ... Completed 233 of 308 passes for 3,837 yards and 59 touchdowns during his senior year while leading Pawhuska to an undefeated regular season at 10-0 and outscoring opponents by an average of 69-15 ... Finished the season with an Oklahoma Class A state semifinal appearance ... Threw for 3,347 yards and 35 touchdowns as a junior ... Rated a three-star prospect by *247Sports*, which also rated him as the No. 52 pro-style quarterback in the class of 2021 and the No. 21 overall prospect in the state of Oklahoma ... Held offers from Purdue, Texas State and Tulsa.

Personal: Son of Ladd and Ree Drummond ... Ree is the host of Food Network's *The Pioneer Woman* ... High school teammate of Oklahoma State wide receiver Mason Gilkey.



54 Marcus Duckworth

*Defensive Tackle | 6-1 | 300 | R-Junior
North Richland Hills, Texas/Birdville*

A walk-on who has served a role on the OSU scout team.

Player Bios

2022 (Sophomore): Did not see any game action ... Part of the scout team.

2021 (Freshman): Did not see any game action ... Part of the scout team.

2020: Redshirt.

High School: Played for coach Lon Holbrook at Birdville, helping the team to a 9-4 record as a senior in 2019 ... Racked up more than 40 tackles in his final season, helping the team reach the third round of the Class 5A-1 playoff bracket ... Also competed as a thrower in track and field.

Personal: Full name is Marcus Sylvester Duckworth ... Hospitality and Tourism Management major.



86 Ian Edenfield

*Tight End | 6-5 | 272 | *R-Senior
Uniontown, Penn./Laurel Highlands/California (PA)*

Pronounced ED-en-field

A DII college transfer with a wrestling background who makes the move to the FBS level.

2022 (Redshirt at California (PA)): Played in four games ... Recorded 29 receiving yards and four receptions.

2021 (Junior at California (PA)): Started in three games at tight end and appeared in ten ... Finished with 153 receiving yards and one touchdown on 18 receptions ... Set career highs in his first career start against Edinboro with 66 receiving yards and six receptions ... Posted four receptions for 24 yards versus Bloomsburg.

2020 (at California (PA)): Season canceled due to the COVID-19 pandemic.


2019 (Sophomore at California (PA)): Saw action in nine games as a reserve tight end ... Recorded 16 receiving yards on three receptions ... Had a nine-yard reception at Saint Anselm.

2018 (Freshman at California (PA)): Appeared in five games as a reserve tight end ... Made college debut versus Ohio Dominican.

High School: Played for coach Zach Just at Laurel Highlands ... Named all-state honorable mention at tight end as a senior ... Earned first-team all-conference honors at tight end and defensive

line as a senior ... Chosen as the Fayette County Scholar-Athlete of the Year his senior year ... Also participated on the baseball and wrestling teams ... Claimed two district wrestling championships ... Earned the silver medal at the 2017 PIAA Wrestling Championships at 220 lbs ... Placed fifth at the 2018 PIAA Wrestling Championships ... Member of the section championship baseball team as a senior ... Received all-section honorable mention as an outfielder.

Personal: Ian Edenfield is the son of Chris and Carla Edenfield ... His father, Chris, played football at California (PA) ... Majoring in Social Studies Secondary Education.



57 Osker Ehrlich

*Long Snapper | 6-3 | 200 | R-Freshman
Stillwater, Okla./Stillwater*

A walk-on from Stillwater.

2022: Took a redshirt season ... Did not see any game action.

High School: Played for coach Tucker Barnard at Stillwater ... Served as the long snapper and played tight end on a successful high school team that reached multiple state championship games ... Rubio Long Snapping ranked him as the No. 19 long snapper in the national class ... Honored as a 2022 Oklahoma FCA All-State Athlete.

Personal: Son of Jake and Sarah Ehrlich.



70 Jack Endean

*Offensive Line | 6-6 | 297 | Freshman
Tucson, Ariz./Tanque Verde*

A freshman who enrolled early for spring practice ... The No. 12 overall prospect in Arizona and No. 67 offensive tackle in the national class according to *Rivals*.

High School: Played for coach Jay Dobyns at Tanque Verde ... First-team all-conference and all-region honoree in 2022 ... Senior year stats include 47 total tackles with 28 solo ... Helped lead his team to its first winning season in program history with a 7-3 record as a junior ... Active in church service work ... Chose Oklahoma State over offers from Arizona, California and others.

Personal: Jack Endean was born in Tucson, Arizona ... Son of Ty and Kim Endean ... Mother, Kim Endean, played lacrosse at Lynchburg College ... Business major.



7 Cameron Epps

*Cornerback | 6-3 | 208 | R-Freshman
St. Louis, Mo./Chaminade*

A developing young player who made plays in meaningful playing time during his four games as a redshirt in 2022.

2022: Took a redshirt but played in four games ... Saw action against Central Michigan, UAPB, Texas and Kansas State ... Recorded three tackles on the year, two of which were solo stops.

High School: Played for head coach Antoine Torrey at Chaminade ... Named the 2020-21 Metro Catholic Conference Player of the Year ... First-team all-state cornerback and athlete in 2021 ... First-team all-state defensive back and athlete in his junior season ... First team all-conference defensive back and athlete his junior season... Totaled 36 touchdowns, 28 rushing, five passing, one punt return and two receiving ... Had 193 rushes for 1852 rushing yards for an average of 9.6 yards per carry ... Tallied 49 total tackles, one sack and four pass breakups on defense ... Rated as a four-star prospect by *Rivals* and a three-star prospect by *247Sports* and *ESPN* ... Also the seventh-ranked player in the state of Missouri by *Rivals*.

Personal: Arno Cameron Epps was born in Saint Louis, Missouri... Son of Maishea and Donald Walton... Business major.

Player Bios



25 Ike Esonwune

Linebacker | 6-2 | 215 | Freshman
Austin, Texas/Manor

Pronounced IKE eh-sahn-woo-NAY

High School: Played for coach James Keller at Manor ... Recorded 67 tackles, including 11 tackles for loss and a pair of sacks in his senior season en route earning first team all-district honors ... Also had two interceptions, a forced fumble, a fumble recovery and three pass breakups ... Named his high school's student-athlete of the year ... Over the course of his final two seasons, he accumulated 121 total tackles, 19 tackles for loss, four sacks, two interceptions, six pass deflections, two forced fumbles and two fumble recoveries ... Also competed in track and played basketball and participated with Breakthrough and Gear Up ... Chose Oklahoma State over reported offers from Kansas, Tulsa, UNLV and Prairie View A&M.

Personal: Ikechukwu Esonwune was born in Austin, Texas ... Son of Amaka and Chucks Esonwune ... Studying business and communication.



6 Zane Flores

Quarterback | 6-3 | 200 | Freshman
Gretna, Neb./Gretna

Pronounced FLOORS

The No. 18 quarterback prospect in the 2023 class according to *Rivals* ... *247Sports* ranked him as the second-best player in Nebraska ... Enrolled early to go through spring practice.

High School: Played for coach Mike Kayl at Gretna ... 2022 *MaxPreps* Nebraska Player of the Year ... Led his team to the Class A state championship game in his senior season and threw for 414 yards and three touchdowns in that contest ... Senior season stats include 3,117 yards and 31 touchdowns through the air with 274 yards and 10 scores on the ground ... An all-state selection as a junior and senior ... Went 30-4 over three seasons

as a starter with more than 9,000 passing yards, 82 passing touchdowns and 29 rushing touchdowns ... Also competed on Gretna's basketball and track and field teams ... Excelled in the classroom as an honor roll student ... Chose Oklahoma State over reported offers from Nebraska, Oregon State, Kansas, Kansas State, Pittsburgh, Washington and others ... Enrolled early to go through 2023 spring practice.

Personal: Zane Flores was born in Gretna, Nebraska ... Son of Mel and Cindy Flores ... Father, Mel, played football at Nebraska at Omaha.



91 Jaedon Foreman

Defensive End | 6-5 | 250 | Freshman
Del City, Okla./Del City

The ninth-ranked prospect in Oklahoma and No. 84 among defensive linemen nationally by *247Sports*.

High School: Played for coach Robert Jones at Del City ... Accumulated 35 sacks and 225 tackles in three varsity seasons ... Earned District Defensive Lineman of the Year honors his senior year ... Also played basketball in high school ... Chose Oklahoma State over a reported offer from Memphis.

Personal: Jaedon Foreman was born in Oklahoma City ... Son of Tiphani Felix ... Plans to major in sports medicine.



12 Kam Franklin

Safety | 6-2 | 190 | Freshman
Oak Grove, La./Oak Grove

The No. 34 prospect in Louisiana and the No. 71 athlete in the national class according to *ESPN*.

High School: Played for coach Ryan Gregory at Oak Grove where he claimed three Louisiana High School Athletics Association Division IV championships with the Tigers ... Earned LHSAA All-State, All-District and All-Regional honors after tallying 120 Tackles, 45 tackles for loss, six safeties, eight fumble recoveries and three interceptions in his senior season ... Also competed in basketball and track ... Signed with Oklahoma State over Tennessee, TCU, LSU, Arkansas, Ole Miss, Mississippi State, SMU, Louisiana and Louisiana Tech.

Personal: Kamryn La'Ray Franklin was born in Monroe, Louisiana ... Son of Ray and Kim Franklin ... Planning to major in sports management.



44 Shea Freibaum

Long Snapper | 6-1 | 200 | Freshman
Scottsdale, Ariz./Saguaro

A true freshman who was one of the top long snapper prospects in the nation.

High School: Played for coach Jason Mohnsat Saguaro ... Kohl's ranked him as the No. 2 long snapper in the 2023 class ... Had the best individual charting session ever recorded at a Kohl's Snapping Camp, recording the highest overall charting score against over 200 of the country's best snappers to earn a spot in the Under Armour All-America Game ... Other honors included 5A all-region and all-state recognition and Kohl's All America honors.

Personal: Tanyon "Shea" Freibaum is the son of Scottie and Diane Freibaum.

Player Bios



27 Raymond Gay II

Safety | 5-10 | 180 | R-Sophomore
Red Oak, Texas/Red Oak

2022 First Team Academic All-Big 12

Career Highs

Tackles	3 vs. UAPB, 2022
TFL	No career TFL
Passes Broken Up	No career PBU
Interceptions	No career interceptions

A developing player who has played in 12 career games ... Excelled on both sides of the ball in high school.

2022 (Freshman): A first team Academic All-Big 12 honoree ... Played in nine games and recorded seven total tackles ... Made at least one tackle in five games, with three in the win over UAPB.

2021: Played in three games while taking a redshirt ... Saw action against Tulsa, Kansas and Notre Dame ... Did not record any statistics.

High School: Played for coach Michael Quintero at Red Oak ... Led his team in receiving yards with 1,175 and receiving touchdowns with 13 in 2020, as their Texas Class 5A-I playoff run ended in the quarterfinals ... His team finished 9-3 during his senior year ... Earned second-team district 6-5A honors as a junior ... According to *MaxPreps*, Gay totaled 38 catches for 758 yards and nine touchdowns as a junior on a team that averaged 53 points per game ... Helped lead his team to an 11-2 record, including a district championship and an appearance in the third round of the playoffs in 2019 ... Named a candidate for the *Sports Illustrated* High School All-America team prior to his senior year ... Moved to wide receiver from cornerback after his sophomore season ... Also competed in track ... Was a member of the A/B honor roll ... A consensus three-star athlete according to *ESPN*, *Rivals* and *247Sports* ... Tabbed as the No. 82 cornerback in his class in the *247Sports* composite rankings ... *ESPN* ranked Gay as the No. 80 player coming out of the state of Texas ... Chose Oklahoma State over offers from Navy, Rice and others.


Personal: Raymond Devon Gay was born in Dallas, Texas ... Son of Raymond and Felicia Gay ... Studying business administration and management.

Gay's 2022 Game-by-Game Stats

Date	Opp.	UT-AT-TT	TFL	Sacks	INT	PBU	QBH	FF	FR	BK
Sept. 1	Cent. Mich.	1-0-1	0	0	0	0	0	0	0	0
Sept. 10	Ariz. St.	0-1-1	0	0	0	0	0	0	0	0
Sept. 17	UAPB	1-2-3	0	0	0	0	0	0	0	0
Oct. 1	at Baylor			DNP						
Oct. 8	TTU			DNP						
Oct. 15	at TCU	0-0-0	0	0	0	0	0	0	0	0
Oct. 22	Texas	0-0-0	0	0	0	0	0	0	0	0
Oct. 29	at K-State			DNP						
Nov. 5	at Kansas			DNP						
Nov. 12	Iowa State	0-0-0	0	0	0	0	0	0	0	0
Nov. 19	at Okla.	0-0-0	0	0	0	0	0	0	0	0
Nov. 26	WVU	0-1-1	0	0	0	0	0	0	0	0
Dec. 27	vs. Wisc.	0-1-1	0	0	0	0	0	0	0	0

Gay's Career Stats

Year	GP	UT-AT-TT	TFL	Sacks	INT	PBU	QBH	FF	FR	BK
2021	3	0-0-0	0.0	0.0	0	0	0	0	0	0
2022	9	2-5-7	0.0	0.0	0	0	0	0	0	0
Career	12	2-5-7	0.0	0.0	0	0	0	0	0	0



84 Mason Gilkey

Wide Receiver | 6-3 | 175 | R-Freshman
Pawhuska, Okla./Pawhuska

A receiver from northeast Oklahoma who took a redshirt during his first season in Stillwater.

2022: Redshirt ... Did not see any in-game action.

High School: Played for coach Matt Hennesy at Pawhuska ... An all-conference selection ... A dominant performer with more than 200 receptions, 3,100 receiving yards and 50 touchdowns in his high school career ... A second-team all-state selection by *The Oklahoman* as a junior after catching 56 passes for 1,261 yards (22.5 average) and 26 touchdowns ... Also competed in basketball and track ... Was a six-time gold medalist in track and earned all-state honors ... Member of the A-Honor roll and the all-conference academic team ... Participated in FCA ... *Rivals* slotted him as the No. 9 overall player in Oklahoma and the No. 54 receiver in the national class.

Personal: Mason Gilkey was born in Bartlesville, Oklahoma ... He is the son of the late William Gilkey and Jessie and Pat Wilson ... Undecided on a major ... High school teammate of Oklahoma State tight end Bryce Drummond.



94 Anthony Goodlow

Defensive End | 6-5 | 283 | *R-Senior
Del City, OK / Del City / Tulsa

2022 Second Team All-AAC (Coaches)
2021-22 AAC All-Academic Team

Career Highs

Tackles	9 vs. Tulane, 2020 (at Tulsa)
TFL	2.0 at Navy, 2022 (at Tulsa)
Sacks	1.5 at SMU, 2021 (at Tulsa)
PBU	3, 3x, most recent vs. USF, 2022 (at Tulsa)

An FBS transfer who played in 48 games and started 22 times during his career at Tulsa, totaling 113 tackles, 20.5 tackles for loss and 12 sacks over his final four seasons with the Golden Hurricane.

2022 (Senior at Tulsa): Earned All-AAC honors for the first time in his career as a second team selection ... Started all 12 games in his final year at Tulsa ... His 44 total tackles, 25 solo stops and 8.0 tackles for loss each led all defensive linemen on the roster ... His tackles for loss total also ranked second the team behind only second team All-AAC linebacker Justin Wright ... Added 2.0 sacks, four quarterback hurries and two pass breakups ... Had at least one tackle in every game, including a season-high of eight against Navy ... Other highlights included six stops vs. NIU and five against Temple ... Had a career-high 2.0 tackles for loss against Navy.

2021 (Junior at Tulsa): Played in all 13 games and had five starts ... Compiled 28 tackles, seven TFL for -33 yards, a team-high six sacks for -33 yards and one fumble recovery ... Started the Houston, Memphis, USF, Cincinnati and Tulane games ... Talled four stops and a career-high 1.5 sacks for -10 yards at SMU ... Had three tackles and one sack for -3 yards at No. 2-ranked Cincinnati ... Totaled four tackles, one TFL for -5 yards and one QB hurry vs. Memphis ... Had one stop and one fumble recovery at No. 9 Ohio State ... Talled four tackles and one sack for a 10-yard loss at Oklahoma State.

2020 (Sophomore at Tulsa): Played in all nine games and had five starts ... Was credited with 32 tackles, 5.5 stops for -22 yards, four sacks for -20 yards, one forced fumble and one PBU ... Ranked ninth in the AAC for QB sacks ... Had a career-best nine tackles against Tulane ... Had four stops at #6 Cincinnati ... Talled two tackles and forced one



Player Bios

fumble at Navy ... Totaled five stops with one sack for -9 yards vs. #19 SMU ... Had four tackles vs. East Carolina ... Talled two tackles and one stop for -2 yards at South Florida in his first career start ... Had one sack and one pass breakup at #11 UCF ... Had four tackles, including his first career sack for a 4-yard loss at No. 11 Oklahoma State.

2019 (Freshman at Tulsa): Played in 12 career games ... Saw most of his playing time on special teams ... Was credited with nine tackles had two tackles each against Michigan State, San Jose State and UCF.

2018 (Redshirt at Tulsa): Redshirt ... Saw limited time in the final games of the year vs. Navy and SMU but did not record any stats.

High School: Lettered three years for coach Mike Dunn at Del City High School ... Rated as a three-star prospect out of high school by 247Sports and Rivals ... Spent time at safety, linebacker and defensive end ... Had 30 TFL, 19 sacks and three forced fumbles in senior season ... District Player of the Year in senior season ... Was named to The Oklahoman's Super 30 as the 27th top prospect in Oklahoma ... 2017 VYPE Oklahoma Top-100 selection.

Personal: Anthony Goodlow is the son of Marcus Goodlow and Rosalind Maynor.

Goodlow's 2019 Game-by-Game Stats (at Tulsa)

Date	Opp.	UT-AT-TT	TFL	Sacks	INT	PBU	QBH	FF	FR	BK
Aug. 30	at Mich. St.	0-2-2	0.0	0.0	0	0	0	0	0	0
Sept. 7	at SJSU	0-2-2	0.0	0.0	0	0	0	0	0	0
Sept. 14	Okla. St.	0-0-0	0.0	0.0	0	0	0	0	0	0
Sept. 21	Wyoming	0-0-0	0.0	0.0	0	0	0	0	0	0
Oct. 5	at SMU	0-0-0	0.0	0.0	0	0	0	0	0	0
Oct. 12	Navy	1-0-1	0.0	0.0	0	0	0	0	0	0
Oct. 19	at Cinc.	0-1-1	0.0	0.0	0	0	0	0	0	0
Oct. 26	Memphis	0-0-0	0.0	0.0	0	0	0	0	0	0
Nov. 2	at Tulane	0-0-0	0.0	0.0	0	0	0	0	0	0
Nov. 8	UCF	1-1-2	0.0	0.0	0	0	0	0	0	0
Nov. 23	Houston	0-0-0	0.0	0.0	0	0	0	0	0	0
Nov. 30	at ECU	0-1-1	0.0	0.0	0	0	0	0	0	0

Goodlow's 2020 Game-by-Game Stats (at Tulsa)

Date	Opp.	UT-AT-TT	TFL	Sacks	INT	PBU	QBH	FF	FR	BK
Sept. 19	at Okla. St.	3-1-4	1.0-4	1.0-4	0	0	0	0	0	0
Oct. 3	at UCF	1-0-1	1.0-3	1.0-3	0	1	0	0	0	0
Oct. 23	at USF	1-1-2	1.0-2	0.0	0	0	0	0	0	0
Oct. 30	ECU	1-3-4	0.5-0	0.0	0	0	0	0	0	0
Nov. 14	SMU	3-2-5	1.0-9	1.0-9	0	0	0	0	0	0
Nov. 19	Tulane	4-5-9	0.0	0.0	0	0	0	0	0	0
Dec. 5	at Navy	2-0-2	0.0	0.0	0	0	0	1	0	0
Dec. 19	at Cinc.	2-2-4	0.0	0.0	0	0	0	0	0	0
Dec. 31	vs. Miss. St.	1-0-1	1.0-4	1.0-4	0	0	0	0	0	0

Goodlow's 2021 Game-by-Game Stats (at Tulsa)

Date	Opp.	UT-AT-TT	TFL	Sacks	INT	PBU	QBH	FF	FR	BK
Sept. 2	UC Davis	0-0-0	0.0	0.0	0	0	0	0	0	0
Sept. 11	at Okla. St.	1-3-4	1.0-10	1.0-10	0	0	0	0	0	0
Sept. 18	at Ohio St.	0-1-1	0.0	0.0	0	0	0	0	1	0
Sept. 25	Ark. St.	1-0-1	1.0-1	1.0-1	0	0	0	0	0	0
Oct. 1	Houston	0-2-2	0.5-0	0.0	0	0	0	0	0	0
Oct. 9	Memphis	1-3-4	1.0-5	0.5-5	0	1	0	0	0	0
Oct. 16	at USF	2-0-2	0.0	0.0	0	0	0	0	0	0
Oct. 29	Navy	2-0-2	0.0	0.0	0	0	0	0	0	0
Nov. 6	at Cinc.	1-2-3	1.0-3	1.0-3	0	0	0	0	0	0

Nov. 13	at Tulane	1-1-2	0.0	0.0	0	0	0	0	0	0
Nov. 20	Temple	1-1-2	1.0-4	1.0-4	0	0	0	0	0	0
Nov. 27	at SMU	3-1-4	1.5-10	1.5-10	0	0	0	0	0	0
Dec. 20	vs. ODU	0-1-1	0.0	0.0	0	0	1	0	0	0

Goodlow's 2022 Game-by-Game Stats (at Tulsa)

Date	Opp.	UT-AT-TT	TFL	Sacks	INT	PBU	QBH	FF	FR	BK
Sept. 3	at Wyo.	0-1-1	0.5-0	0.0	0	0	0	0	0	0
Sept. 10	N. Illinois	3-3-6	1.5-1	0.0	0	0	0	0	0	0
Sept. 17	JSU	2-1-3	1.0-6	0.0	0	0	0	0	0	0
Sept. 24	at Ole Miss	2-1-3	0.5-1	0.0	0	0	1	0	0	0
Oct. 1	Cinc.	2-2-4	1.0-8	1.0-8	0	0	0	0	0	0
Oct. 8	at Navy	5-3-8	2.0-4	0.0	0	1	0	0	0	0
Oct. 21	at Temple	3-2-5	0.0	0.0	0	0	0	0	0	0
Oct. 29	SMU	1-2-3	0.0	0.0	0	0	1	0	0	0
Nov. 5	Tulane	1-2-3	0.5-0	0.0	0	0	0	0	0	0
Nov. 10	at Memphis	3-1-4	1.0-5	1.0	5	0	1	0	0	0
Nov. 18	USF	1-2-3	0.0	0.0	0	1	0	0	0	0
Nov. 26	at Houston	1-0-1	0.0	0.0	0	0	1	0	0	0

Goodlow's Career Stats

Year	GP	UT-AT-TT	TFL	Sacks	INT	PBU	QBH	FF	FR	BK
2018(TU)	2	0-0-0	0.0	0.0	0	0	0	0	0	0
2019(TU)	12	2-7-9	0.0	0.0	0	0	0	0	0	0
2020(TU)	9	18-14-32	5.5	4.0	0	1	0	1	0	0
2021(TU)	13	13-15-28	7.0	6.0	0	2	0	2	0	1
2022(TU)	12	24-20-44	8.0	2.0	0	2	4	0	0	0
Career	48	57-56-113	20.5	12.0	0	3	6	1	1	0



O Ollie Gordon II

Running Back | 6-1 | 211 | Sophomore
Fort Worth, Texas/Euless Trinity

Career Highs

Rushes	17 vs. West Virginia, 2022
Rushing Yards	136 vs. West Virginia, 2022
Rushing TDs	1, twice, last vs. West Virginia, 2022
Receptions	2, twice, last vs. Texas, 2022
Receiving Yards	28 vs. Texas, 2022
Receiving TDs	1, twice, last vs. Wisconsin, 2022
All-Purpose Yards	146 vs. West Virginia, 2022
Long Rush	53 vs. UAPB, 2022
Long Reception	14, twice, last vs. Texas, 2022

A talented and athletic sophomore who played in every game and started the bowl game as a true freshman in 2022.

2022 (Freshman): Played in every game as a true freshman and earned his first career start in the Guaranteed Rate Bowl against Wisconsin ... Finished the year as the third-leading rusher on the team with 308 rushing yards and two rushing touchdowns on 62 carries for an average of 4.9 yards per carry ... Added 12 catches for 76 receiving yards and two receiving touchdowns ... His rushing total marked the most for any OSU true

freshman since 2017 ... Set season-highs against West Virginia with 17 carries and 136 rushing yards ... His rushing yardage against WVU marked the most for any Cowboy in a single game in 2022 ... His next-best total was a 65-yard rushing game against UAPB on just three carries ... Recorded at least one carry in every game ... Scored a 53-yard rushing touchdown against UAPB to mark the first rushing touchdown of his career, as well as his and Oklahoma State's longest run of the season ... Other rushing touchdown came on a 24-yard carry against West Virginia ... Also had a 23-yard carry against the Mountaineers to total three 20-plus yard carries on the year ... His first career score came on a 14-yard reception in the win over Arizona State in the second game of the year ... Other receiving score came on a one-yard catch on a fourth-and-goal in the bowl game against Wisconsin ... One of three true freshman to start a game for OSU during the season ... Fumbled just once and it was recovered by the offense ... Made a tackle in the win over Texas.

High School: Played for coach Chris Jensen at Trinity ... Senior year stats include 257 carries for 2,546 yards (9.9 yards per carry) and 35 touchdowns ... First-team all-state honoree as a junior by the Texas Sportswriters Association after rushing for 2,083 yards and 28 touchdowns ... Earned district most valuable player honors ... Rated a unanimous four-star prospect by ESPN, 247Sports and Rivals ... Carried the highest rating of any player in Oklahoma State's 2022 class, according to Rivals ... Rivals ranked him as the No. 144 overall player and the No. 10 running back in the national class ... Chose Oklahoma State over reported offers from Texas, USC, Michigan, Arkansas, Nebraska, BYU, Utah, Iowa State, Missouri, TCU, Texas Tech, Washington State, Houston and others ... Enrolled early to practice in the spring of 2022.

Personal: Ollie Gordon II was born in Fort Worth, Texas ... Son of Tarona Smith ... Plans to major in kinesiology.

Gordon's 2022 Game-by-Game Rushing Stats

Date	Opponent	No.	Gain	Loss	Net	TD	Long	Av.
Sept. 1	Central Michigan	2	1	2	-1	0	1	-0.5
Sept. 10	Arizona State	3	9	0	9	0	6	3.0
Sept. 17	Ark. -Pine Bluff	3	65	0	65	1	53	21.7
Oct. 1	at Baylor	6	19	3	16	0	11	2.7
Oct. 8	Texas Tech	1	2	0	2	0	2	2.0
Oct. 15	at TCU	1	0	3	-3	0	0	-3.0
Oct. 22	Texas	4	13	0	13	0	4	3.2
Oct. 29	at Kansas State	2	5	0	5	0	3	2.5
Nov. 5	at Kansas	1	0	0	0	0	0	0.0
Nov. 12	Iowa State	3	9	1	8	0	6	2.7
Nov. 19	at Oklahoma	7	17	4	13	0	6	1.9
Nov. 26	West Virginia	17	138	2	136	1	24	8.0
Dec. 27	vs. Wisconsin	12	48	3	45	0	15	3.8



Player Bios

Gordon's 2022 Game-by-Game Receiving Stats


Date	Opponent	No.	Yds.	TD	Long
Sept. 1	Central Michigan	2	16	0	9
Sept. 10	Arizona State	1	14	1	14
Sept. 17	Ark.-Pine Bluff	1	3	0	3
Oct. 1	at Baylor	0	0	0	0
Oct. 8	Texas Tech	1	1	0	1
Oct. 15	at TCU	0	0	0	0
Oct. 22	Texas	2	28	0	14
Oct. 29	at Kansas State	1	8	0	8
Nov. 5	at Kansas	1	-1	0	0
Nov. 12	Iowa State	0	0	0	0
Nov. 19	at Oklahoma	1	-4	0	0
Nov. 26	West Virginia	1	10	0	10
Dec. 27	vs. Wisconsin	1	1	1	1

Gordon's Career Rushing Stats

Year	G	Att.	Gain	Loss	Net	Avg.	TD	Long	Avg./G
2022	13	62	326	18	308	4.9	2	53	23.6
Career	13	62	326	18	308	4.9	2	53	23.6

Gordon's Career Receiving Stats

Year	G	Rec.	Yds.	Avg.	TD	Long	Avg./G
2022	13	12	76	6.3	2	14	5.8
Career	13	12	76	6.3	2	14	5.8



8 Blaine Green

Wide Receiver | 6-1 | 220 | R-Sophomore
Allen, Texas/Allen

Career Highs

Receptions	5 vs. Oklahoma, 2021
Receiving Yards	80 vs. TCU, 2021
Receiving TDs	1 vs. TCU, 2021
Long Reception	46 vs. TCU, 2021

Talented prospect who arrived as a receiver and played both receiver and tight end as a true freshman ... Missed all of 2022 due to injury.

2022: Redshirt ... Missed the season due to injury and did not see any playing time.

2021 (Freshman): Played in 10 games as a true freshman and made at least one catch in every game he played ... An honorable mention for Big 12 Offensive Freshman of the Year ... Made his first start at TTU and started again in the Big 12 Championship game ... Scored his first career touchdown on a season-long 46-yard catch against TCU that marked the longest catch for any OSU wide receiver on the year and was second only to a 52-yard catch from running back Jaylen Warren ... His 314 receiving yards for the year were the third-most on the team, the most among OSU freshmen and the fourth-most among all Big 12 freshmen ... His 21 catches were the fifth-most on

the team ... Set season highs with five catches against Oklahoma and 80 receiving yards against TCU Had five games with at least 40 receiving yards ... Enrolled early in the spring of 2021.

High School: Played for coach Terry Gambill at Allen ... Assisted his team in capturing a perfect regular season in his senior year and a No. 11 ranking nationally by *MaxPreps* before the Class 6A playoffs ... His team finished 2020 with a 10-1 overall record and reached the third round of the playoffs ... Totaled more than 600 receiving yards in his senior year ... Helped lead the Eagles to a 11-1 record and a Texas 6A-I second-round playoff appearance as a junior ... Secured 55 receptions and 1,063 yards in 2019 in addition to hauling in nine touchdown receptions ... Earned first-team all-district honors and was an all-state honorable mention as a junior ... A member of the 2018 Allen team that finished as *MaxPreps'* No. 8 team in the nation after a 14-1 season and trip to the Class 6A-I state semifinals ... Also played basketball for the Eagles ... Received all-district academic honors and was a member of PALs and Wings Leadership at Allen ... Rated as a three-star prospect by *247Sports* and *Rivals* and a four-star prospect by *ESPN* ... The *247Sports* composite rankings tab him the No. 68 wide receiver in the nation and the No. 64 player in the state of Texas ... *ESPN* ranks him as the No. 54 wide receiver in the 2021 class ... Chose Oklahoma State over offers from Auburn, Baylor, Michigan State, Minnesota, Mississippi State, Texas Tech and others.

Personal: Born in Woodbury, Minnesota and lived there until moving before seventh grade ... Son of Bryan and Teresa Green ... Father, Bryan, played football at Minnesota where his brother, Seth, is playing as a wide receiver ... Twin brother, Bryson, played at Oklahoma State and now plays for Wisconsin ... Zoology major.

Green's 2021 Game-by-Game Receiving Stats

Date	Opponent	No.	Yds.	TD	Long
Sept. 4	Missouri State		DNP		
Sept. 11	Tulsa		DNP		
Sept. 18	at Boise State		DNP		
Sept. 25	Kansas State	2	47	0	24
Oct. 2	Baylor	1	4	0	4
Oct. 16	at Texas	1	17	0	17
Oct. 23	at Iowa State	1	13	0	13
Oct. 30	Kansas	1	40	0	40
Nov. 6	at West Virginia	1	8	0	8
Nov. 13	TCU	3	80	1	46
Nov. 20	at Texas Tech	3	46	0	24
Nov. 27	Oklahoma	5	42	0	15
Dec. 4	Baylor	3	17	0	9
Jan. 1	Notre Dame		DNP		

Green's 2022 Game-by-Game Receiving Stats

Date	Opponent	No.	Yds.	TD	Long
Sept. 1	Central Michigan		DNP		
Sept. 10	Arizona State		DNP		
Sept. 17	Ark.-Pine Bluff		DNP		
Oct. 1	at Baylor		DNP		
Oct. 8	Texas Tech		DNP		
Oct. 15	at TCU		DNP		
Oct. 22	Texas		DNP		
Oct. 29	at Kansas State		DNP		

Nov. 5	at Kansas	DNP
Nov. 12	Iowa State	DNP
Nov. 19	at Oklahoma	DNP
Nov. 26	West Virginia	DNP
Dec. 27	vs. Wisconsin	DNP

Green's Career Receiving Stats

Year	G	Rec.	Yds.	Avg.	TD	Long	Avg./G
2021	10	21	314	14.9	1	46	31.4
2022	0	0	0	0.0	0	0	0.0
Career	10	21	314	14.9	1	46	31.4



12 Gunnar Gundy

Quarterback | 6-1 | 200 | R-Sophomore
Stillwater, Okla./Stillwater

2022 First Team Academic All-Big 12

Career Highs

Completions	12 vs. UAPB, 2022
Attempts	20 vs. UAPB, 2022
Yards	128 vs. UAPB, 2022
Passing TD	2 vs. UAPB, 2022
Long Pass	83 vs. Iowa State, 2022
Rushes	7 vs. Iowa State, 2022
Rushing Yards	42 vs. UAPB, 2022
Rushing Touchdowns	No career rushing TDs
Long Rush	24 vs. UAPB, 2022
Total Offense	170 vs. UAPB, 2022
TDs Responsible For	2 vs. UAPB, 2022

A walk-on quarterback from Stillwater who had multiple scholarship offers to play at the FBS level ... Son of Oklahoma State coach Mike Gundy.

2022 (Freshman): A first team Academic All-Big 12 honoree ... Played in four games, completing 19 of 39 pass attempts for 247 passing yards and three touchdowns ... Added 19 rush attempts for 70 yards ... The first significant playing time of his career came in the win over UAPB as he completed 12 of 20 passes for 128 yards and two touchdowns ... Made his first career start in the win over Iowa State, passing for 103 yards and one touchdown ... His touchdown pass was for 83 yards via a perfectly thrown deep ball down the sideline that marked the longest play allowed by the Iowa State defense during the season ... It was also Oklahoma State's longest passing play since 2019 at the time and only passed later in the season by an 84-yard pass in the bowl game ... His next-longest pass was a 25-yard score to Cale Cabbiness against UAPB ... His other touchdown pass was the first of his career and went 16 yards to Talyn Shettron against UAPB ... His longest carries of the year were a 24-yard run against UAPB and a 22-yard rush against Kansas State ... Also

Player Bios

appeared late in the win over Central Michigan, but did not throw a pass ... Finished the year with six completions that gained at least 15 yards.

2021: Redshirt ... Saw late-game action in OSU's win over TCU, quarterbacking the Cowboys for the final two drives of the game ... The first was a three play, 69-yard touchdown drive and the second gained a first down to run out the game clock ... Did not attempt any passes, but he did carry the ball one time for one yard.

High School: Played for coach Tucker Barnard at Stillwater and led a historic offense ... Finished his career with several school passing records, including career touchdowns ... Led his team to a 12-1 overall record and a state runner-up finish in both his senior and junior seasons ... Finished his prep career with a 32-5 record after taking over as a starter at the beginning of his sophomore year ... Named *The Oklahoman's* 2019 Big All-City Offensive Player of the Year, district MVP and all-state as a senior after passing for 3,481 yards and 47 touchdowns against just three interceptions, completing 224 of 300 pass attempts (74.7%) ... Did most of that without playing in the fourth quarter all season ... Was sacked just two times, with both of those coming in the state championship game ... Stillwater's offense averaged 57.9 points per game during his senior year, reaching the 70-point mark twice and the 60-point mark five times ... A highlight of his senior year came against Deer Creek as he completed all 19 of his pass attempts in the first half for more than 300 yards and five touchdowns ... Finished his junior campaign 143-for-226 passing for 2,420 yards and 25 touchdowns against five interceptions ... Sacked six times as junior ... Represented the United States at the International Bowl following his junior season ... Sophomore numbers included 1,465 passing yards and 15 touchdowns on 94-for-163 passing with three interceptions ... Saw some varsity playing time as a freshman, completing 30 of 51 pass attempts for 323 yards and three touchdowns with one interception ... Wrapped up his record-setting career with 491 completions on 740 attempts (66.4%), throwing for 7,689 yards and 90 touchdowns with 12 interceptions ... Was also a talented baseball player ... Chose to walk-on at Oklahoma State despite holding multiple FBS offers.

Personal: Gunnar Gundy was born in Oklahoma City ... Son of Mike and Kristen Gundy ... Comes from an athletic family with an extensive sports background ... Father played football at Oklahoma State and has been the head coach since 2005 ... Uncle, Cale Gundy, played football at Oklahoma and has been on the coaching staff in Norman since 1999 ... Uncle, Craig Strickland, played football at Oklahoma State, NEO, Butler and UTEP, as well as baseball at Southern Nazarene ... Uncle, Chad Strickland, played baseball in the Kansas City Royals organization immediately after high school ... Uncle, Jimmy Long, played baseball and football at Duke then finished his career on the Oklahoma State baseball team before being

drafted by the Philadelphia Phillies ... Has three cousins who played college softball ... Studying nutritional sciences.

Gundy's 2022 Game-by-Game Passing Stats

Date	Opponent	Cmp	Att	INT	Yds	TD	Long	Sack
Sept. 1	Central Michigan	0	0	0	0	0	0	0
Sept. 10	Arizona State			DNP				
Sept. 17	Ark.-Pine Bluff	12	20	1	128	2	25	1
Oct. 1	at Baylor			DNP				
Oct. 8	Texas Tech			DNP				
Oct. 15	at TCU			DNP				
Oct. 22	Texas			DNP				
Oct. 29	at Kansas State	2	7	1	16	0	10	1
Nov. 5	at Kansas			DNP				
Nov. 12	Iowa State	5	12	2	103	1	83	1
Nov. 19	at Oklahoma			DNP				
Nov. 26	West Virginia			DNP				
Dec. 27	vs. Wisconsin			DNP				

Gundy's 2022 Game-by-Game Rushing Stats

Date	Opponent	No.	Gain	Loss	Net	TD	Long	Avg.
Sept. 1	Central Michigan	1	5	0	5	0	5	5.0
Sept. 10	Arizona State							DNP
Sept. 17	Ark.-Pine Bluff	6	48	6	42	0	24	7.0
Oct. 1	at Baylor							DNP
Oct. 8	Texas Tech							DNP
Oct. 15	at TCU							DNP
Oct. 22	Texas							DNP
Oct. 29	at Kansas State	5	29	2	27	0	22	5.4
Nov. 5	at Kansas							DNP
Nov. 12	Iowa State	7	9	13	-4	0	5	-0.6
Nov. 19	at Oklahoma							DNP
Nov. 26	West Virginia							DNP
Dec. 27	vs. Wisconsin							DNP

Gundy's Career Passing Stats

Year	G	Effic	Cmp-Att-Int	Pct	Yds	TD	Lng	Avg/G
2021	1	0.0	0-0-0	0.0	0	0	0	0.0
2022	4	106.79	19-39-4	48.7	247	3	83	61.7
Career	5	106.79	19-39-4	48.7	247	3	83	49.4

Gundy's Career Rushing Stats

Year	G	Att.	Gain	Loss	Net	Avg.	TD	Long	Avg./G
2021	1	1	1	0	1	1.0	0	1	1.0
2022	4	19	91	21	70	3.7	0	24	17.5
Career	5	20	92	21	71	3.5	0	24	14.2



19 Alex Hale

Kicker | 6-0 | 205 | *R-Senior
Point Fredrick, New South Wales, Australia/
St. Edward's

2019 First Team Academic All-Big 12
2020 Lou Groza Award Semifinalist
2020 First Team Academic All-Big 12
2021 First Team Academic All-Big 12
2022 First Team Academic All-Big 12 (1 of 14 with 4.0 GPA)

Career Highs

Longest FG 44 vs. West Virginia, 2020
Most FG Made 3, twice, last at Kansas, 2020

A former walk-on who was awarded a scholarship in the Spring of 2021 ... Grew up in Australia, where he played soccer, surfed and wakeskated before training to be a kicker with John Carney in California.

2022 (Senior): One of three Cowboys and 14 total Big 12 players honored as a first team Academic All-Big 12 honoree while maintaining a 4.00 grade point average ... It was his fourth-consecutive year to make the first team ... Played in four games while backing up Lou Groza Award semifinalist Tanner Brown ... Played against UAPB, Baylor, Kansas and Iowa State ... Kicked off 19 times for a total of 1,204 yards with an average of 63.4 yards and six total touchbacks ... Went 2-for-2 on PAT attempts, making each of OSU's final two against UAPB.

2021 (Junior): Earned first team Academic All-Big 12 honors for the third consecutive season ... Rehabilitated from a 2020 injury to return in time for the 2021 season ... Attempted 22 place kicks on the year and made 18 of them ... Went 3-for-6 on field goal attempts with a season-long of 35 yards, which he hit in OSU's season-opening win over Missouri State ... His other made field goals came in the wins over Kansas State and Kansas ... Was included on the preseason watch list for the Lou Groza Award.

2020 (Sophomore): A Lou Groza Award semifinalist ... Earned first team Academic All-Big 12 honors for the second consecutive season ... An honorable mention all-Big 12 selection despite missing the final five games of the year ... Was getting mentioned as a candidate to win the Groza Award before sustaining a non-contact season-ending injury during pregame warmups against Oklahoma ... At the time of his injury, he was the FBS leader with 2.17 made field goals per game ... Though he only played in half of OSU's games, he still finished as the team's leading scorer by 21 points ... Converted on 13 of his 14 field goal attempts (92.9 pct.) ... Was three-for-three from 40+ yards, with a long of 44 ... Made three field goals against both Tulsa and Kansas ... Earned Big 12 Special Teams Player of the Week after his effort against the Golden Hurricane ... Of his 13 kickoffs on the year, five resulted in touchbacks.

2019 (Freshman): First-team Academic All-Big 12 honoree ... Saw game action against both McNeese and Kansas State ... Kicked off five times for an average of 61.8 yards ... Two of those kick-offs came against McNeese, with the remaining three against Kansas State ... The average starting position for McNeese after his two kickoffs in that game was its own 14-yard line.

2018: Redshirt.

Player Bios

Before OSU: Arrived in Stillwater after training to be a kicker with John Carney at Carney Training Facility in Carlsbad, Calif. ... Attended St. Edward's College in Point Frederick, New South Wales, Australia ... Earned all-district honors playing soccer, but did not play football ... Also talented at surfing and wakeskating, becoming the Junior (Under 19) Wakeskate World Champion ... Earned outstanding academic achievement honors at St. Edward's College after finishing in the top five of his class ... Active in community service, recording 30 hours each year from grades seven through 12.

Personal: Alex Hale was born in Gosford, New South Wales, Australia ... Son of Glenn and Mira Hale ... Father, Glenn Hale, was a semi-professional rugby player in Australia who was headed to the professional league before his career was derailed due to injury ... Brother, Andre Hale, played college soccer ... Majoring in Applied Exercise Science.

Hale's 2020 Game-by-Game Kicking Stats

Date	Opponent	PAT-A	FGM-FGA	Lg	Blk
Sept. 19	Tulsa	1-1	3-3	40	0
Sept. 26	West Virginia	2-2	2-2	44	0
Oct. 3	at Kansas	5-5	3-3	27	0
Oct. 24	Iowa State	3-3	1-2	31	0
Oct. 31	Texas	4-4	2-2	34	0
Nov. 7	at Kansas State	2-2	2-2	35	0
Nov. 21	at Oklahoma		DNP		
Nov. 28	Texas Tech		DNP		
Dec. 5	at TCU		DNP		
Dec. 12	at Baylor		DNP		
Dec. 29	vs. Miami (Fla.)		DNP		

Hale's 2021 Game-by-Game Kicking Stats

Date	Opponent	PAT-A	FGM-FGA	Lg	Blk
Sept. 4	Missouri State	2-3	1-1	35	0
Sept. 11	Tulsa	4-4	0-0	0	0
Sept. 18	at Boise State	3-3	0-1	0	0
Sept. 25	Kansas State	4-4	1-3	20	0
Oct. 2	Baylor		DNP		
Oct. 16	at Texas		DNP		
Oct. 23	at Iowa State		DNP		
Oct. 30	Kansas	0-0	1-1	26	0
Nov. 6	at West Virginia		DNP		
Nov. 13	TCU	2-2	0-0	0	0
Nov. 20	at Texas Tech		DNP		
Nov. 27	Oklahoma		DNP		
Dec. 4	Baylor		DNP		
Jan. 1	Notre Dame		DNP		

Hale's 2022 Game-by-Game Kicking Stats

Date	Opponent	PAT-A	FGM-FGA	Lg	Blk
Sept. 1	Central Michigan		DNP		
Sept. 10	Arizona State		DNP		
Sept. 17	Ark.-Pine Bluff	2-2	0-0	0	0
Oct. 1	at Baylor	0-0	0-0	0	0
Oct. 8	Texas Tech		DNP		
Oct. 15	at TCU		DNP		
Oct. 22	Texas		DNP		
Oct. 29	at Kansas State		DNP		
Nov. 5	at Kansas		DNP		
Nov. 12	Iowa State	0-0	0-0	0	0
Nov. 19	at Oklahoma		DNP		
Nov. 26	West Virginia		DNP		
Dec. 27	vs. Wisconsin		DNP		

Hale's Career Kicking Stats

Year	FGM-FGA	Pct.	1-19	20-29	30-39	40-49	50+	Lg	Blk
2019	0-0	0.0	0-0	0-0	0-0	0-0	0-0	0	0
2020	13-14	92.8	1-1	4-4	5-6	3-3	0-0	44	0
2021	3-6	50.0	0-0	2-2	1-1	0-3	0-0	35	0
2022	0-0	0.0	0-0	0-0	0-0	0-0	0-0	0	0
Career	16-20	80.0	1-1	6-6	6-7	3-6	0-0	44	0



51 Bo Hardy

Linebacker | 5-11 | 213 | R-Junior
Piedmont, Okla./Piedmont

A walk-on who worked his way onto the field in 2022.

2022 (Sophomore): Played in nine games, mostly on special teams ... Recorded four tackles on the year, all of which were solo stops ... Made one tackle each against Central Michigan and Kansas State and recorded a pair of tackles in the Guaranteed Rate Bowl against Wisconsin ... Named OSU's special teams scout team player of the week vs. Central Michigan and the defensive scout team player of the week vs. Kansas State.

2021 (Freshman): Did not see any game action.

2020: Did not see any game action ... Named the scout team special teams player of the week vs. Kansas State.

High School: Played for coach Trent Worley at Piedmont ... His team finished with a 10-3 overall record during his senior year in 2019 ... A consistent playmaker in his final season, recording 170 tackles and seven sacks ... Named to *The Oklahoman's* 2019 Big All-City football first team ... Recorded 68 tackles and 4.5 tackles for loss as a junior in 2018, also adding more than 300 rushing yards on offense ... A talented wrestler who was named to the all-state team at 170 pounds as a senior ... Came to Oklahoma State as a preferred walk-on.

Personal: Full name is Bo Morgan Hardy ... Agribusiness major.



23 Kenneth Harris

Cornerback | 6-0 | 193 | Senior
Columbia, La./Caldwell Parish/Arkansas State

An FBS transfer who played in 31 games and started 18 in his three years at Arkansas State.

2022 (Junior at Arkansas State): Started all 12 games at cornerback as a junior ... Totaled 36 tackles, including 29 solo stops, and 4.5 tackles for loss ... Intercepted one pass and led the team with 10 pass breakups ... His interception came in the first quarter against Southern Miss ... Posted a season high seven tackles against UMASS with five solo stops ... Had three games with multiple pass breakups and recorded at least one in seven of the 12 games.

2021 (Sophomore at Arkansas State): Appeared in nine contests with two starts at cornerback ... Ranked second on the team and seventh in the Sun Belt Conference with two interceptions for 29 yards ... His interceptions came on back-to-back games against Louisiana and at South Alabama ... Against the Ragin' Cajuns, he returned his pick for 35 yards ultimately leading to an Arkansas State field goal ... Finished with 11 total tackles including nine solo tackles ... Recorded a season-high four tackles at South Alabama ... Had three multi-tackle games ... Finished with at least one tackle in his final five games played during the season ... Also recorded six pass break-ups including two against Appalachian State and at Georgia State.

2020 (Freshman at Arkansas State): Played in 10 games as a true freshman, including four as a starter ... Ended the year with 24 tackles (20 solo/4 assisted) and six pass break-ups that tied the most on the team ... Posted a season-high eight tackles against South Alabama, and also had one pass break-up against the Jaguars ... Recorded five tackles, his second most of the year, versus Appalachian State ... Collected a season-high two pass break-ups against Kansas State ... Arkansas State AD's Honor Roll member.

High School: Varsity football letterman at Caldwell Parish High School in Columbia, LA ... Helped lead Caldwell Parish to a 10-2 record and the second round of the playoff in 2019 ... Named First Team All-District 3-3A as both a wide receiver and defensive back his senior season ... Earned honorable mention all-state honors from the Louisiana Sports Writers Association in 2019 ... Listed as a 3-star prospect by 247Sports, which also ranks him as the No. 68 overall player in the state of Louisiana and No. 139 cornerback in the

Player Bios

nation ... Also recruited by schools such as Memphis, Minnesota and Louisiana-Monroe.

Personal: Business Administration major.

Harris' 2020 Game-by-Game Stats (at Arkansas State)

Date	Opp.	UT-AT-TT	TFL	Sacks	INT	PBU	QBH	FF	FR	BK
Sept. 5	at Memphis	0-0-0	0.0	0.0	0	0	0	0	0	0
Sept. 12	at K-State	1-0-1	0.0	0.0	0	2	0	0	0	0
Oct. 3	at CCU	1-0-1	0.0	0.0	0	0	0	0	0	0
Oct. 10	C. Ark.	3-0-3	0.0	0.0	0	1	0	0	0	0
Oct. 15	Georgia St.	1-0-1	0.0	0.0	0	1	0	0	0	0
Oct. 22	at App St.	5-0-5	0.0	0.0	0	0	0	0	0	0
Nov. 7	at Louisiana	0-0-0	0.0	0.0	0	0	0	0	0	0
Nov. 21	at Texas St.	2-0-2	0.0	0.0	0	0	0	0	0	0
Nov. 28	S. Ala.	5-3-8	0.0	0.0	0	1	0	0	0	0
Dec. 5	ULM	2-1-3	0.0	0.0	0	1	0	0	0	0

Harris' 2021 Game-by-Game Stats (at Arkansas State)

Date	Opp.	UT-AT-TT	TFL	Sacks	INT	PBU	QBH	FF	FR	BK
Sept. 25	at Tulsa	1-1-2	0.0	0.0	0	0	0	0	0	0
Oct. 2	at Ga. S.	0-0-0	0.0	0.0	0	0	0	0	0	0
Oct. 7	CCU	0-0-0	0.0	0.0	0	0	0	0	0	0
Oct. 21	Louisiana	0-0-0	0.0	0.0	1-35	0	0	0	0	0
Oct. 30	at S. Ala.	4-0-4	0.0	0.0	1--6	0	0	0	0	0
Nov. 6	App St.	0-1-1	0.0	0.0	0	2	0	0	0	0
Nov. 13	at ULM	2-0-2	0.0	0.0	0	1	0	0	0	0
Nov. 20	at Ga. St.	1-0-1	0.0	0.0	0	2	0	0	0	0
Nov. 27	Texas St.	1-0-1	0.0	0.0	0	1	0	0	0	0

Harris' 2022 Game-by-Game Stats (at Arkansas State)

Date	Opp.	UT-AT-TT	TFL	Sacks	INT	PBU	QBH	FF	FR	BK
Sept. 3	Grambling	1-0-1	0.0	0.0	0	2	0	0	0	0
Sept. 10	at Ohio St.	5-0-5	1.0-2	0.0	0	1	0	0	0	0
Sept. 17	at Memphis	3-0-3	0.0	0.0	0	0	0	0	0	0
Sept. 24	at ODU	3-1-4	0.5-1	0.0	0	1	0	0	0	0
Oct. 1	ULM	1-0-1	0.0	0.0	0	0	0	0	0	0
Oct. 8	JMU	3-0-3	1.0-2	0.0	0	2	0	0	0	0
Oct. 15	at USM	0-0-0	0.0	0.0	1-4	0	0	0	0	0
Oct. 22	at Louisiana	3-0-3	0.0	0.0	0	0	0	0	0	0
Oct. 29	S. Ala.	3-1-4	0.0	0.0	0	0	0	0	0	0
Nov. 12	UMass	5-2-7	1.0-3	0.0	0	2	0	0	0	0
Nov. 19	at Texas St.	1-0-1	1.0-2	0.0	0	1	0	0	0	0
Nov. 26	Troy	1-3-4	0.0	0.0	0	1	0	0	0	0

Harris' Career Stats

Year	GP	UT-AT-TT	TFL	Sacks	INT	PBU	QBH	FF	FR	BK
2020(ASU)	10	20-4-24	0.0	0.0	0	6	0	0	0	0
2021(ASU)	9	9-2-11	0.0	0.0	2	6	0	0	0	0
2022(ASU)	12	29-7-36	4.5	0.0	1	10	0	0	0	0
Career	31	58-13-71	4.5	0.0	3	22	0	0	0	0



72 Calvin Harvey

*Offensive Line | 6-8 | 345 | R-Freshman
Houston, Texas/Ridge Point*

A young prospect who spent 2022 developing as a redshirt.

2022: Redshirt ... Did not see any in-game action.

High School: Played for coach Rick LaFavers at Ridge Point ... A first-team all-district selection ... A two-time first-team academic all-district honoree ... Also competed in basketball ... Participated in Black Student Union and YoungLife ... *ESPN* ranked him as the No. 144 offensive lineman in the national class, with *247Sports* tabbing him at No. 145 ... Chose Oklahoma State over reported offers from Houston, SMU and Louisiana Tech.

Personal: Calvin Harvey was born in Dallas ... He is the son of Danielle and Matthew Harvey ... Engineering major.



81 Camron Heard

*Wide Receiver | 6-0 | 160 | Freshman
Houston, Texas/Furr*

A top-100 player in Texas, ranked as high as No. 73 by *247Sports*.

High School: Played quarterback for coach Cornell Gray at Furr ... District 11-4A Most Valuable Player in 2021 and 2022 ... Surpassed 1,000 rushing yards as a junior and senior ... Totaled 37 touchdowns in 2022 with 26 of those coming on the ground ... Also recorded five interceptions as a defensive back ... Played basketball and ran track ... Chose Oklahoma State over reported offers from Arkansas, Texas Tech, Tulsa, Tulane and others.

Personal: Camron Heard was born in Houston ... Son of Melone Hawkins.



56 Jake Henry

*Offensive Line | 6-4 | 290 | R-Junior
Tulsa, Okla./Union*

A walk-on who has been a part of the scout team.

2022 (Sophomore): Played in one game ... Saw his first career playing time in the win over UAPB.

2021 (Freshman): Did not see any game action.

2020: Did not see any game action ... Named the scout offensive player of the week vs. Iowa State.

High School: Played for coach Kirk Fridrich at Union ... Came from a high school program with a rich tradition and was part of a Class 6A-I state championship team as a freshman in 2016 ... Chose to be a preferred walk-on at OSU over scholarship offers from Pittsburg State, Central Oklahoma, Northwestern Oklahoma State and East Central.

Personal: Full name is Jake Stevens Henry ... Part of a family with strong OSU ties ... Management major.



64 Jarrett Henry

*Offensive Line | 6-6 | 310 | Sophomore
Palestine, Texas/Palestine/Trinity Valley CC*


A transfer who started at the junior college level.

Junior College: Played his true freshman season under coach Sherard Poteete at Trinity Valley ... Played in all 11 games and helped lead his team to an 8-3 overall record ... Earned 2022 All-SWJCFB honorable mention honors after starting as a true freshman.

High School: Played for coach Lance Angel at Palestine ... Earned first team all-district and honorable mention all-state honors at center following his senior season ... Also played basketball.

Personal: Son of Pete Henry and Danya Holman.

Player Bios



37 Isreal Isuman-Hundley

Defensive End | 6-5 | 257 | R-Senior
Colleyville, Texas/Colleyville Heritage

Pronounced iss-OO-mahn HUND-lee

A developing prospect with a good frame.

2022 (Junior): Saw action in two games, playing against UAPB and Iowa State ... Made one solo tackle against UAPB.

2021 (Sophomore): Did not see any game action.

2020 (Freshman): Did not see any game action.

2019: Redshirted, but saw action in one game against McNeese ... Did not record any statistics.

High School: Played for his father, Barton Hundley, at Liberty Christian and then under Joe Willis at Colleyville Heritage during his senior season ... Racked up 60 tackles, four sacks and 31 quarterback hurries during his first full varsity football season in 2017 ... Was a first-team selection on the *Denton Record-Chronicle's* All-Area Football Team in 2017 ... All-state selection ... Originally played as a receiver, but a hand injury led to his switch to the defensive line ... Racked up 43 tackles, including 23 solo stops, and three tackles for loss as a senior at Heritage ... Two of his tackles for loss were quarterback sacks ... Also played basketball and was on the track and field team ... Rated as a three-star prospect by *247Sports*, *ESPN* and *Rivals* ... Slotted as the No. 100 player coming out of Texas in the 2019 class by *ESPN* ... Tabbed as the No. 59 defensive end in the country by *247Sports*.

Personal: Born in Uromi Edo, Nigeria ... Son of Barton and Marry Hundley ... Began playing football in high school at Liberty Christian after moving to the United States from Nigeria ... His father, Barton Hundley, is a football and track coach at Colleyville Heritage ... Father played football at Kansas State and was drafted by Chicago ... Studying international business.



95 Jaleel Johnson

Defensive End | 6-4 | 244 | R-Freshman
Oklahoma City, Okla./Putnam City North

A young player who spent his first season in Stillwater developing as a redshirt.

2022: Redshirt ... Did not see any in-game action ... Named OSU's defensive scout team player of the week vs. Arizona State.

High School: Played for coach Ryan Laverty at Putnam City North ... Was an all-conference selection in 2021 ... Collected 64 total tackles, 12 tackles-for-loss and nine sacks as a senior, according to MaxPreps ... As a junior, he racked up 49 tackles with nine tackles-for-loss and four sacks ... Listed as the No. 93 player at his position by *ESPN* ... Ranked the No. 17 recruit in the state of Oklahoma by *247Sports* ... No. 14 on *The Oklahoman's* Super 30 list of 2022 recruits ... Chose Oklahoma State over offers from Baylor, Missouri, Iowa State, Texas Tech and others.

Personal: Jaleel Johnson was born in Oklahoma City ... Son of Sebron and Tiffany Johnson ... Plans on being a veterinarian.



45 Josiah Johnson

Tight End | 6-5 | 235 | *R-Senior
Jacksonville, Fla./Bolles School/UMass

Career Highs

Receptions	8 at Ark. St., 2022 (at UMass)
Receiving Yards	58 at Ark. St., 2022 (at UMass)
Receiving TDs	1, 5x, last vs. Maine, 2021 (at UMass)
Long Reception	34 vs. Akron, 2019 (at UMass)

A super senior transfer who spent the previous five years at UMass ... Totaled 50 catches for 465 yards and five touchdowns, 18 carries for 82 yards and two touchdowns and 39 passing yards on 6-for-9 passing during his career with the Minutemen.

2022 (Senior at UMass): Played in all 12 games and started 10 times ... Made 24 catches for 163 yards ... Had season bests of eight catches and 58 receiving yards at Arkansas State ... His season long catch was 21 yards, recording one at UConn and one at Texas A&M ... Made at least one catch in eight games and multiple catches in five games.

2021 (Junior at UMass): Named to the Phil Steele Preseason All-Independent Second Team at tight end ... Made 11 catches for 115 yards and three touchdowns on the year ... Caught two passes for 28 yards at Pitt ... Featured at tight end, but had success at quarterback in specific packages ... Had 11 catches for 115 yards with three touchdowns on the year ... Had a season-high 42 rushing yards and 1 touchdown vs. Army on only three carries ... Had a 29-yard touchdown reception and a one-yard rushing touchdown vs. Eastern Michigan ... Made a 31-yard catch vs. UConn ... Had two catches for seven yards and a touchdown vs. Rhode Island.

2020 (Sophomore at UMass): Appeared in all four games UMass played in a shortened season and split time between quarterback and tight end ... Completed 6-of-9 passes for 39 yards and an interception, and rushed five times for 18 yards at Georgia Southern ... Caught two passes for 31 yards at No. 16 Marshall ... Rushed seven times for 14 yards and hauled in a 17-yard catch at Liberty.

2019 (Freshman at UMass): Appeared in all 12 games as a tight end and notched 12 receptions for 139 yards and two touchdowns ... Averaged 11.6 yards per reception over his 12 catches ... First collegiate catch went for two yards at Rutgers ... Provided a 34-yard catch in the win over Akron ... Notched three receptions covering 40 yards at Louisiana Tech ... Caught four passes for 49 yards, including a three-yard touchdown, against BYU.

2018 (Redshirt at UMass): Appeared in four but did not record any statistics.

High School: Played for coach Wayne Belger at national powerhouse Bolles School in Jacksonville, Fla. ... A three-star recruit according to *247Sports* ... Amassed 1,775 passing yards and 14 touchdown passes in a Wing T offensive system during his senior season, also rushing for more than 300 yards and scoring on the ground seven times ... Made the playoffs all four years of high school and helped the Bolles School to a 49-7 record ... Also lettered for the Bolles School basketball team and was a two-time captain.

Personal: Son of Sidney and Tiffany Johnson ... Brother to Jeremiah and Mercy Grace.

Johnson's 2018 Game-by-Game Receiving Stats (at UMass)

Date	Opponent	No.	Yds.	TD	Long
Oct. 6	South Florida	0	0	0	0
Oct. 27	at UConn	0	0	0	0
Nov. 3	Liberty	0	0	0	0
Nov. 17	at Georgia	0	0	0	0

Player Bios

Johnson's 2019 Game-by-Game Receiving Stats (at UMass)

Date	Opponent	No.	Yds.	TD	Long
Aug. 30	at Rutgers	1	2	0	2
Sept. 7	Southern Illinois	0	0	0	0
Sept. 14	at Charlotte	0	0	0	0
Sept. 21	Coastal Carolina	1	6	0	6
Sept. 28	Akron	1	34	0	34
Oct. 5	at FIU	0	0	0	0
Oct. 12	at Louisiana Tech	3	40	0	23
Oct. 26	UConn	0	0	0	0
Nov. 2	Liberty	2	8	1	5
Nov. 9	at Army	0	0	0	0
Nov. 16	at Northwestern	0	0	0	0
Nov. 23	BYU	4	49	1	24

Johnson's 2020 Game-by-Game Receiving Stats (at UMass)

Date	Opponent	No.	Yds.	TD	Long
Oct. 17	at Georgia Southern	0	0	0	0
Nov. 7	at Marshall	2	31	0	25
Nov. 20	at Fla. Atlantic	0	0	0	0
Nov. 27	at Liberty	1	17	0	17

Johnson's 2021 Game-by-Game Receiving Stats (at UMass)

Date	Opponent	No.	Yds.	TD	Long
Sept. 4	at Pittsburgh	2	28	0	17
Sept. 11	Boston College	0	0	0	0
Sept. 18	Eastern Michigan	1	29	1	29
Oct. 2	Toledo	0	0	0	0
Oct. 9	UConn	1	31	0	31
Oct. 23	at Florida State	1	-1	0	0
Oct. 30	at Liberty	0	0	0	0
Nov. 6	Rhode Island	2	7	1	4
Nov. 13	Maine	3	13	1	8
Nov. 20	at Army	0	0	0	0
Nov. 27	at New Mexico State	1	8	0	8

Johnson's 2022 Game-by-Game Receiving Stats (at UMass)

Date	Opponent	No.	Yds.	TD	Long
Sept. 3	at Tulane	2	2	0	1
Sept. 10	at Toledo	0	0	0	0
Sept. 17	Stony Brook	1	5	0	5
Sept. 24	at Temple	1	5	0	5
Oct. 1	at Eastern Michigan	2	8	0	8
Oct. 8	Liberty	0	0	0	0
Oct. 15	Buffalo	0	0	0	0
Oct. 29	New Mexico State	4	25	0	9
Nov. 4	at UConn	5	39	0	21
Nov. 12	at Arkansas State	8	58	0	18
Nov. 19	at Texas A&M	1	21	0	21
Nov. 26	Army	0	0	0	0

Johnson's Career Receiving Stats

Year	G	Rec.	Yds.	Avg.	TD	Long	Avg./G
2018(UMass)	4	0	0	0.0	0	0	0.0
2019(UMass)	12	12	139	11.6	2	34	11.6
2020(UMass)	4	3	48	0.8	0	25	12.0
2021(UMass)	11	11	115	10.5	3	31	10.5
2022(UMass)	12	24	163	6.8	0	21	13.6
Career	43	50	465	9.3	5	34	11.8



17 Leon Johnson III

Wide Receiver | 6-5 | 207 | Senior
Bothell, WA/Bothell/George Fox

2021 Second Team All-Northwest Conference
2022 AFCA DIII First Team All-America
2022 NWC Offensive Player of the Year
2022 First Team All-Northwest Conference

An NCAA DIII All-American who is making the move to Power Five football this season Was a two-sport standout at the DIII level, also starring as an outfielder and designated hitter on the George Fox baseball team ... In addition to earning AFCA DIII First-Team All-America honors as a wide receiver, he also blocked five kicks during his three-year playing career with the Bruins.

2022 (Junior at George Fox): Totaled 55 receptions for 1,156 yards and 14 touchdowns, playing in all 10 games for the Bruins ... Named an AFCA DIII First Team All-American ... The Northwest Conference Offensive Player of the Year and a first-team all-conference selection ... Broke school's single season records for all-purpose yards (1,205), receiving yards, and receiving touchdowns, as well as single game receiving yards (174), receptions (11) and touchdowns (3) ... Recorded more than 100 receiving yards in eight of the 10 games, including highs of 174, 154, 154 and 142 yards ... Also had at least one receiving touchdown in eight games, with multiple receiving touchdowns in four games and three total touchdowns in three games ... Recorded at least one catch longer than 30 yards in eight games and a catch longer than 50 yards in five games ... Also had two carries on the year for 26 yards with a 24-yard rushing touchdown ... His lone punt return of the season went for 23 yards.

2021 (Sophomore at George Fox): Earned second team All-Northwest Conference honors ... Played in all nine games as a junior ... Hauled in 30 catches for 540 yards and three touchdowns ... Surpassed 100 yards receiving in two games, with a season-high of 112 yards against Willamette.

2020 (at George Fox): Did not play due to the COVID-19 pandemic.

2019 (Freshman at George Fox): Led the team in catches (25), receiving yards (450) and receiving touchdowns (6) ... Earned All-NWC honorable mention honors.

High School: Played for coach Tom Bainter at Bothell in Washington ... Named honorable

mention All-Kingco and helped his team reach the state quarterfinals as a senior ... Recorded 24 receptions for 334 yards and three touchdowns as a senior ... Also had 17 special teams tackles and blocked five PATs ... Was also a talented baseball player.

Personal: Son of Leon and Sarah Johnson ... Brother, Gabriel Johnson, plays football at Eastern Washington.

Johnson's Career Receiving Stats

Year	G	Rec.	Yds.	Avg.	TD	Long	Avg./G
2019(GFU)	10	25	450	18.0	6	59	45.0
2020(GFU)				DNP			
2021(GFU)	9	30	540	18.0	3	49	60.0
2022(GFU)	10	55	1,156	21.0	14	78	115.6
Career	29	110	2,146	19.5	23	78	74.0



29 Hudson Kaak

Punter | 6-1 | 222 | Freshman
Seymour, Victoria, Australia/ProKick Australia

A punter from Australia who trained at ProKick Australia, the same program that produced OSU punter Tom Hutton ... The No. 3 punter in the class of 2023 according to 247Sports.

Before OSU: An Australian-rules football player who came to OSU through ProKick Australia ... Played for the Murray Bushrangers of the NAB League, in Wangaratta, Victoria.

Personal: Worked in real estate in Australia before signing with Oklahoma State ... Studying business.

Player Bios



51 Austin Kawecki

Offensive Line | 6-5 | 281 | R-Freshman
Frisco, Texas/Lebanon Trail

Pronounced kuh-WECK-ee

Rivals ranked him as the No. 43 offensive tackle in the nation ... *247Sports* ranked him No. 60 and *ESPN* had him at No. 81 at his position in the national class ... *Rivals* listed him as the No. 55 overall player in the state of Texas.

High School: Played for coach Sadd Jackson at Lebanon Trail ... A first-team all-district honoree ... Also competed in powerlifting and baseball ... Earned academic all-state honors and is a member of the National Honor Society ... Chose Oklahoma State over reported offers from USC, Penn State, Utah, Baylor, Miami (Fla.), North Carolina, Arizona State, Boise State, Colorado and others.

Personal: Austin Kawecki was born in Plano, Texas ... He is the son of Misty and Scott Kawecki ... Plans to major in business.



52 Garrett Keith

Offensive Line | 6-4 | 275 | Freshman
Ardmore, Okla./Plainview

A walk-on, in-state product out of Ardmore.

High School: Played for coach Joe Price at Plainview ... Received honorable mention all-state honors following his senior season ... Also competed as a thrower on the track and field team.

Personal: Full name is Garrett Lynn Keith.



71 Aden Kelley

Defensive Tackle | 6-2 | 295 | R-Sophomore
Thomas, Okla./Thomas-Fay-Custer

2022 First Team Academic All-Big 12 (1 of 14 with 4.0 GPA)

Career Highs

Tackles	4 vs. UAPB, 2022
TFL	1.0 vs. UAPB, 2022
Sacks	No career sacks

A strong young player who could play a bigger role in 2023 ... A versatile athlete who played on both sides of the ball in high school and excelled at basketball and track and field.

2022 (Freshman): One of three Cowboys and 14 total Big 12 players honored as a first team Academic All-Big 12 honoree while maintaining a 4.00 grade point average ... Played in six games, recording four tackles, all of which came against UAPB and were solo stops ... Had one tackle for loss ... Also appeared against Kansas State, Kansas, Iowa State, Oklahoma, West Virginia and Wisconsin.

2021: Redshirt ... Played in the season opener against Missouri State and again in the Kansas game ... Made one assisted tackle in the season opener.

High School: Played for coach Bob Ward at Thomas-Fay-Custer ... Led the Terriers to a 13-2 record and state runner-up finish as a senior ... Racked up more than 80 tackles ... Garnered 71 tackles in 2019 leading his team to an appearance in the Class A quarterfinals ... A three-sport athlete who also excelled at basketball and track and field ... Finished third in Oklahoma's Class A shot put championship and fifth in Oklahoma's Class A discus championship in 2019 ... A member of Future Farmers of America, Fellowship of Christian Athletes and the FBC Youth Group in his community ... Rated as a four-star prospect by *247Sports* and *ESPN* ... Ranked a top-five player in the state of Oklahoma by major recruiting services ... Tabbed the No. 12 defensive tackle in the nation by *247Sports* ... *The Oklahoman* put him at No. 11 in its Super 30 Rankings for the state's top recruits in the 2021 class ... Committed to play in the 2021 All-American that was canceled due to the COVID-19 pandemic ... Chose Oklahoma State over TCU, Iowa State and many other Power Five schools.

Personal: Born in Oklahoma City ... Son of Martin and Jennifer Kelley ... An aspiring auctioneer ... Studying in the agricultural college at OSU.

Kelley's 2021 Game-by-Game Stats

Date	Opp.	UT-AT-TT	TFL	Sacks	INT	PBU	QBH	FF	FR	BK
Sept. 4	Missouri St.	0-1-1	0	0	0	0	0	0	0	0
Sept. 11	Tulsa			DNP						
Sept. 18	at Boise St.			DNP						
Sept. 25	K-State			DNP						
Oct. 2	Baylor			DNP						
Oct. 16	at Texas			DNP						
Oct. 23	at Iowa St.			DNP						
Oct. 30	Kansas	0-0-0	0	0	0	0	0	0	0	0
Nov. 6	at WVU			DNP						
Nov. 13	TCU			DNP						
Nov. 20	at TTU			DNP						
Nov. 27	Oklahoma			DNP						
Dec. 4	Baylor			DNP						
Dec. 27	vs. UND			DNP						

Kelley's 2022 Game-by-Game Stats

Date	Opp.	UT-AT-TT	TFL	Sacks	INT	PBU	QBH	FF	FR	BK
Sept. 1	Gen. Mich.			DNP						
Sept. 10	Ariz. St.			DNP						
Sept. 17	UAPB	4-0-4	1.0-1	0	0	0	0	0	0	0
Oct. 1	at Baylor			DNP						
Oct. 8	TTU			DNP						
Oct. 15	at TCU			DNP						
Oct. 22	Texas			DNP						
Oct. 29	at K-State	0-0-0	0	0	0	0	0	0	0	0
Nov. 5	at Kansas			DNP						
Nov. 12	Iowa State	0-0-0	0	0	0	0	0	0	0	0
Nov. 19	at Okla.	0-0-0	0	0	0	0	0	0	0	0
Nov. 26	WVU	0-0-0	0	0	0	0	0	0	0	0
Dec. 27	vs. Wisc.	0-0-0	0	0	0	0	0	0	0	0

Kelley's Career Stats

Year	GP	UT-AT-TT	TFL	Sacks	INT	PBU	QBH	FF	FR	BK
2021	2	0-1-1	0.0	0.0	0	0	0	0	0	0
2022	6	4-0-4	1.0	0.0	0	0	0	0	0	0
Career	8	4-1-5	1.0	0.0	0	0	0	0	0	0



97 Justin Kirkland

Defensive Tackle | 6-4 | 346 | Sophomore
Roy, UT/Roy/Utah Tech

A strong defensive lineman who could make a big impact for the Cowboys in the 2023 season.

2022 (Freshman at Utah Tech): Played in all 11 games ... Recorded 40 tackles on the season with 18 being solo stops ... Tallied 6.0 tackles for loss and 2.0 sacks on the season ... Racked up a career high 8 tackles against Southern Utah.

High School: Four-year varsity letter winner at Roy ... Named a three-time all-region selection at

Player Bios

both offensive and defensive line ... Earned all-state honors at both offensive and defensive line ... Chosen as a senior team captain in 2019 ... Also lettered in basketball, tennis and track and field ... Recruited by Utah, BYU, Utah State, Weber State, Southern Utah and Idaho State.

Personal: Born in Ogden, Utah ... Son of Dan and Janette Kirkland ... Majoring in general studies.



29 Cooper Lai

Safety | 6-1 | 180 | Freshman
Tulsa, Okla./Cascia Hall

A walk-on, in-state product out of Tulsa.

High School: Played for coach Joe Medina at Cascia Hall ... A two-way player who excelled at both quarterback and safety ... Also played baseball ... Chose to walk-on at Oklahoma State despite holding offers from other lower-level schools.

Personal: Son of Joseph and April Lai.



92 Nathan Latu

Defensive End | 6-4 | 265 | *R-Senior
Salt Lake City, Utah/Olympus/Snow College

Pronounced LAH-too

Career Highs

Tackles	3, twice, last vs. Wisconsin, 2022
TFL	1.0, 5X, last vs. Wisconsin, 2022
Sacks	1.0, 4X, last vs. Wisconsin, 2022

A JUCO product who enrolled early in the spring of 2021 and has played a role on defense in his first two seasons in Stillwater.

2022 (Senior): Played in 10 of OSU's 13 games ... Recorded 14 total tackles, six of which were solo stops ... Finished with 4.5 tackles for loss, 4.0 sacks, two quarterback hurries and a fumble recovery ... His 4.0 sacks ranked second on the team behind only Collin Oliver's 5.0 ... Made one sack each against UAPB, Iowa State, Oklahoma

and Wisconsin ... Made a key fumble recovery against ISU.

2021 (Junior): Saw action in seven games ... Credited with one tackle for loss and one quarterback hurry on the year.

Junior College: Played for former Oklahoma State football player Andrew Mitchell at Snow ... Did not play a 2020 season due to COVID-19 ... In six games as a freshman, he made 21 tackles with 4.5 sacks and three forced fumbles according to the NJCAA stats ... Had two games with at least five tackles, a sack, three tackles for loss and a forced fumble ... Rated as a three-star prospect by *247Sports*, which also ranks him as the No. 49 junior college prospect in the 2021 class ... *247Sports* also lists him as the No. 6 junior college weak-side defensive end and the No. 3 junior college prospect in Utah ... Chose Oklahoma State over UNLV, Idaho, Missouri State and others.

High School: Played for Aaron Whitehead at Olympus ... Helped lead the Titans to an 8-3 record as a junior with 16 tackles with three tackles for loss and a sack in seven games, according to *MaxPreps* ... Also competed in track and field and rugby, earning all-state honors in rugby ... Part of Polynesian Club ... Originally committed to BYU.

Personal: Nathan Eugene Latu was born in Torrance, Calif. ... Son of Jillene Argust ... Brother, Cameron, is a tight end at Alabama ... University Studies major.

Latu's 2021 Game-by-Game Stats

Date	Opp.	UT-AT-TT	TFL	Sacks	INT	PBU	QBH	FF	FR	BK
Sept. 4	Missouri St.	0-0-0	0.0	0	0	0	0	0	0	0
Sept. 11	Tulsa	1-0-1	1.0-6	0	0	0	0	0	0	0
Sept. 18	at Boise St.			DNP						
Sept. 25	K-State	0-0-0	0.0	0	0	0	0	0	0	0
Oct. 2	Baylor	0-0-0	0.0	0	0	0	1	0	0	0
Oct. 16	at Texas	0-0-0	0.0	0	0	0	0	0	0	0
Oct. 23	at Iowa St.			DNP						
Oct. 30	Kansas	0-0-0	0.0	0	0	0	0	0	0	0
Nov. 6	at WVU	0-0-0	0.0	0	0	0	0	0	0	0
Nov. 13	TCU			DNP						
Nov. 20	at TTU			DNP						
Nov. 27	Oklahoma			DNP						
Dec. 4	Baylor			DNP						
Dec. 27	vs. UND			DNP						

Latu's 2022 Game-by-Game Stats

Date	Opp.	UT-AT-TT	TFL	Sacks	INT	PBU	QBH	FF	FR	BK
Sept. 1	Gen. Mich.	0-2-2	0.5-1	0	0	0	0	0	0	0
Sept. 10	Ariz. St.	0-0-0	0	0	0	0	0	0	0	0
Sept. 17	UAPB	1-2-3	1.0-4	1.0-4	0	0	1	0	0	0
Oct. 1	at Baylor			DNP						
Oct. 8	TTU	0-1-1	0	0	0	0	0	0	0	0
Oct. 15	at TCU	0-0-0	0	0	0	0	0	0	0	0
Oct. 22	Texas	0-0-0	0	0	0	0	0	0	0	0
Oct. 29	at K-State			DNP						
Nov. 5	at Kansas	0-2-2	0	0	0	0	0	0	0	0
Nov. 12	Iowa State	1-0-1	1.0-7	1.0-7	0	0	0	0	1	0
Nov. 19	at Okla.	2-0-2	1.0-3	1.0-3	0	0	0	0	0	0
Nov. 26	WVU			DNP						
Dec. 27	vs. Wisc.	2-1-3	1.0-9	1.0-9	0	0	1	0	0	0

Latu's Career Stats

Year	GP	UT-AT-TT	TFL	Sacks	INT	PBU	QBH	FF	FR	BK
2021	7	1-0-1	1.0	0.0	0	0	1	0	0	0
2022	10	6-8-14	4.5	4.0	0	0	2	0	1	0
Career	17	7-8-15	5.5	4.0	0	0	3	0	1	0



13 RJ Lester

Cornerback | 6-1 | 175 | Freshman
Fort Smith, Ark./Northside

A top-10 recruit in Arkansas according to *ESPN* and *247Sports* ... *ESPN* ranked him the No. 102 cornerback in the national class of 2023.

High School: Played for coaches Mike Falluer and Felix Curry at Northside ... Earned all-conference and all-state honors after recording four interceptions, 40 tackles and five pass breakups ... Also played basketball and ran track ... Chose Oklahoma State over offers from LSU, Kansas State, Tulane and Tulsa.

Personal: Robert Lewis Lester Jr. was born in Fort Smith ... Son of Robert and Shaunta Lester ... Studying finance.



98 Ricky Lolohea

Defensive Tackle | 6-4 | 307 | Freshman
Eules, Texas/Trinity

Pronounced lo-lo-HEY-uh

High School: Played for coach Aaron Lineweaver at Eules Trinity ... A first team all-district defensive tackle in his junior and senior seasons ... Chose Oklahoma State over reported offers from Texas Tech, SMU, North Texas, San Diego State and Louisiana-Monroe.

Personal: Ricky Lolohea was born in Eules, Texas ... Son of Selonia and Koloni ... Business major.

Player Bios



58 Viliami Makahununiu

Offensive Line | 6-4 | 304 | R-Freshman
Norman, Okla./Norman

Pronounced VIL-ee-AH-mee
MAH-kah-HOO-new-NEE-oo

A walk-on who played high school football at Norman after moving from Euless, Texas.

2022: Redshirt ... Did not see any in-game action ... Named OSU's offensive scout team player of the week vs. Texas Tech.

High School: Played for coach Rocky Martin at Norman ... Was a three-year starter on the offensive line ... Played tackle each of his final two seasons ... Named one of five 6A West All-Stars as a senior ... Earned first team all-conference honors from the Central Oklahoma Athletic Conference ... Chose to walk-on at OSU despite holding scholarship offers from Southwestern Oklahoma State, Northeastern State, East Central, Oklahoma Baptist and others.

Personal: Goes by "Nami."



65 Hilton Marsh

Offensive Line | 6-0 | 275 | R-Sophomore
Keller, Texas/Keller

A walk-on who has been part of the scout team.

2022 (Freshman): Part of the scout team ... Did not see any in-game action ... Named OSU's offensive scout team player of the week vs. Kansas State.

2021: Redshirt.

High School: Played for coach Carl Stralow at Keller ... A standout on the line, playing mostly at guard ... Part of National Honor Society and student council.



40 Garrick Martin

Safety | 6-0 | 182 | R-Junior
Stillwater, Okla./Stillwater/Emporia State

A walk-on who played high school football in Stillwater before starting his college career at the Division II level.

2022 (Sophomore): Did not see any in-game action during his first season at Oklahoma State ... Named OSU's defensive scout team player of the week vs. Baylor and the special teams scout team player of the week vs. West Virginia.

2021 (Freshman at Emporia State): Played in eight games and totaled 11 tackles with half a tackle for loss ... Named to the ESU Athletic Director's Honor Roll.

2020 (Redshirt at Emporia State): Season canceled due to COVID-19.

High School: Played for coach Tucker Barnard at Stillwater ... Named 6A-II all-conference and all-district ... A first team all-area selection.

Personal: Son of Clay and Tessa Martin ... Finance major.



4 Nickolas Martin

Linebacker | 6-0 | 215 | R-Sophomore
Texarkana, Texas/Pleasant Grove

Career Highs

Tackles	3 vs. Texas Tech, 2022
TFL	No career TFL
Sacks	No career sacks

A developing prospect who played in every game as a redshirt freshman last season.

2022 (Freshman): Played in all 13 games, mostly on special teams, but also saw playing time on defense ... Finished the year with 15 total tackles, 10 of which were solo stops Recorded at least one tackle in nine games, including a season-high

of three in the win over Texas Tech ... Served as a game captain in the win over UAPB.

2021: Redshirt ... Played in three of the first four games, missing the season opener ... Made a tackle in the win at Boise State ... Enrolled early in the spring of 2021.

High School: Played for Josh Gibson at Pleasant Grove ... Excelled on both sides of the ball, receiving offers to play both running back and linebacker ... Led his team to a 9-4 record and an appearance in the third round of the playoffs as a senior ... Missed the 2019 season with a knee injury, but was awarded the District 6-4A-II Defensive Newcomer of the Year in 2018 ... Racked up 128 tackles with 12 tackles for loss and 6.5 sacks as a sophomore ... Was a key piece of the Pleasant Grove team that made a run to the state championship game in 2018 ... Earned all-district and all-state recognition during his high school career ... Also competed in track and field ... Rated as a three-star prospect by *ESPN* and *Rivals* ... Tabbed a four-star athlete by *247Sports* ... Ranked the No. 24 athlete and the No. 47 player in the state of Texas in the class of 2021 by *247Sports* ... Chose OSU over Kansas State and Texas Tech.

Personal: Nickolas Martin was born in Texarkana, Texas ... Son of Michael and Tosha Martin.

Martin's 2021 Game-by-Game Stats

Date	Opp.	UT-AT-TT	TFL	Sacks	INT	PBU	QBH	FF	FR	BK
Sept. 4	Missouri St.			DNP						
Sept. 11	Tulsa	0-0-0	0.0	0.0	0	0	0	0	0	0
Sept. 18	at Boise St.	1-0-1	0.0	0.0	0	0	0	0	0	0
Sept. 25	K-State	0-0-0	0.0	0.0	0	0	0	0	0	0
Oct. 2	Baylor			DNP						
Oct. 16	at Texas			DNP						
Oct. 23	at Iowa St.			DNP						
Oct. 30	Kansas			DNP						
Nov. 6	at WVU			DNP						
Nov. 13	TCU			DNP						
Nov. 20	at TTU			DNP						
Nov. 27	Oklahoma			DNP						
Dec. 4	Baylor			DNP						
Dec. 27	vs. UND			DNP						


Martin's 2022 Game-by-Game Stats

Date	Opp.	UT-AT-TT	TFL	Sacks	INT	PBU	QBH	FF	FR	BK
Sept. 1	Ken. Mich.	0-0-0	0.0	0.0	0	0	0	0	0	0
Sept. 10	Ariz. St.	0-1-1	0.0	0.0	0	0	0	0	0	0
Sept. 17	UAPB	0-2-2	0.0	0.0	0	0	0	0	0	0
Oct. 1	at Baylor	0-0-0	0.0	0.0	0	0	0	0	0	0
Oct. 8	TTU	1-2-3	0.0	0.0	0	0	0	0	0	0
Oct. 15	at TCU	2-0-2	0.0	0.0	0	0	0	0	0	0
Oct. 22	Texas	1-0-1	0.0	0.0	0	0	0	0	0	0
Oct. 29	at K-State	1-0-1	0.0	0.0	0	0	0	0	0	0
Nov. 5	at Kansas	0-0-0	0.0	0.0	0	0	0	0	0	0
Nov. 12	Iowa State	2-0-2	0.0	0.0	0	0	0	0	0	0
Nov. 19	at Okla.	0-0-0	0.0	0.0	0	0	0	0	0	0
Nov. 26	WVU	2-0-2	0.0	0.0	0	0	0	0	0	0
Dec. 27	vs. Wisc.	1-0-1	0.0	0.0	0	0	0	0	0	0

Martin's Career Stats

Year	GP	UT-AT-TT	TFL	Sacks	INT	PBU	QBH	FF	FR	BK
2021	3	1-0-1	0.0	0.0	0	0	0	0	0	0
2022	13	10-5-15	0.0	0.0	0	0	0	0	0	0
Career	16	11-5-16	0.0	0.0	0	0	0	0	0	0

Player Bios



53 Andrew McCall

Linebacker | 6-0 | 209 | Freshman
Atoka, Okla./Atoka

A walk-on who enrolled early to participate in spring practice.

High School: Played for coach Jacob Cupp at Atoka ... A standout on both sides of the ball ... Finished his senior season with 128 tackles, 20 tackles for loss, five forced fumbles and two interceptions on defense, while also playing a valuable role on offense and scoring eight total touchdowns ... Chose to walk-on at Oklahoma State despite holding offers from other schools.

Personal: Son of Mindy Cochran Carroll and Clay McCall.



47 Luke McEndoo

Fullback | 6-1 | 256 | R-Sophomore
Stillwater, Okla./Stillwater

Pronounced MACK-en-doo

A walk-on who has seen playing time each of the past two seasons ... Son of Oklahoma State tight ends and fullbacks coach Jason McEndoo.

2022 (Freshman): Played in two games, seeing action in the season opener against Central Michigan and again two weeks later against UAPB ... Named OSU's special teams scout team player of the week vs. Oklahoma.

2021: Redshirt ... Saw late-game action in the win over TCU.

High School: Played for coach Tucker Barnard at Stillwater ... Reached the state title game in each of his final two seasons as the prep level ... Started at fullback as a freshman and was a significant contributor throughout his career ... Also played on defense and was named the district defensive

player of the year as a senior ... Chose to walk-on at Oklahoma State despite holding scholarship offers from Montana State and other lower-level schools.

Personal: Son of Jason and Ruth McEndoo.



8 D.J. McKinney

Cornerback | 6-0 | 174 | R-Freshman
Colleyville, Texas/Colleyville Heritage

A young player entering his second season with the program.

2022: Redshirt ... Saw action in four games, playing against Central Michigan, UAPB, Texas Tech and TCU ... Finished the year with two tackles, one of which was a solo stop ... His solo tackle came against the Red Raiders and his assisted tackle came against the Horned Frogs ... Named OSU's special teams scout team player of the week vs. Arizona State and the defensive scout team player of the week vs. Kansas.

High School: Totaled 35 tackles, five interceptions, four passes defended and three quarterback hurries in his senior season at Colleyville Heritage ... Coached by Kirk Martin ... Led the Panthers to an 8-1 record in 2020 ... Went undefeated in district play that season and lost only to Mansfield Summit in the Texas 5A Division I State Playoff Quarterfinals ... First-team all-district ... Had 43 total tackles, two interceptions, seven passes defended and one fumble recovery for a touchdown ... Also played basketball ... Ranked as the No. 87 prospect in the state of Texas by *ESPN* and No. 101 in Texas by *247Sports* ... Listed No. 57 at his position by *ESPN* and No. 66 by *247Sports* ... Chose Oklahoma State over offers from Utah, Baylor, Arkansas, Cincinnati, Colorado, Arizona, Kansas State and Virginia ... Enrolled early to participate in spring practice.

Personal: Dylahn Jordan McKinney was born in Arlington, Texas ... Son of Amy and Damion McKinney ... Business major.



77 Noah McKinney

Offensive Line | 6-5 | 317 | R-Freshman
Henderson, Nev./Coronado/UNLV

A transfer from UNLV who redshirted in his lone year with the Rebels ... Ranked as the No. 140 offensive tackle prospect in the nation and No. 16 player overall in the state of Nevada by *ESPN*.

2022 (at UNLV): Redshirted at UNLV.

High School: Began prep career at Hebron in Carrollton, TX, before moving to Las Vegas and attending Coronado in Henderson ... Helped the Cougars go 7-3 as a senior this fall ... Two-time first team all-league selection and earned second team all-state offensive lineman honors ... Also played basketball for three seasons.

Personal: Noah Vincent McKinney was born in Hollywood, California ... The son of Carrie and Eric Snow ... Has five siblings, EJ, Darius, Jarren, Graceson and Braydon ... Brother Darius Snow is a safety at Michigan State, earning All-Big 10 honorable mention ... Stepfather, Eric Snow, played basketball at Michigan State from 1991-95 ... Eric was a second round NBA Draft selection by Milwaukee in 1995 and spent 13 seasons in the NBA ... Step uncle, Percy Snow, was a four-year letterwinner (1986-89) and two-time All-America linebacker at Michigan State and is a member of the College Football Hall of Fame.



62 Jamison Mejia

Offensive Line | 6-5 | 280 | Freshman
Broken Arrow, Okla./Broken Arrow

Pronounced muh-HE-uh

Rated as a three-star recruit by *247Sports* ... Listed at No. 23 overall recruit in *Oklahoma* and the No. 119-ranked interior offensive lineman in the country by *247Sports*.

Player Bios

High School: Played for coach Josh Blankenship at Broken Arrow ... First-team all-state ... 6A-I District 1 First Team ... Named the 6A-I District 1 Offensive Lineman of the Year ... Senior stats include 88 pancake blocks and zero sacks allowed... Helped lead the Tigers to the second round of the 6A-I playoffs ... Academic all-conference selection ... Also competed in track and field ... Chose Oklahoma State over reported offers from Virginia, Arkansas State, Eastern Michigan, Louisiana-Monroe, Navy, New Mexico State, South Dakota, Tulane, Tulsa and USF ... Enjoys fishing and swimming.

Personal: Jamison Mejia was born in Fayetteville, Arkansas ... Son of Jay Mejia and Allison Leach ... Father, Jay, played basketball at John Brown University.



66 Joe Michalski

Offensive Line | 6-4 | 303 | R-Senior
Kansas City, Kan./St. Thomas Aquinas

2020 Second Team Academic All-Big 12
2021 First Team Academic All-Big 12
2022 First Team Academic All-Big 12

Pronounced muh-HALL-skee

Has developed throughout his career from a special teams performer into an important role-player on the offense ... Saw his first starting action at the end of 2021 enters 2023 with nine career starts.

2022 (Junior): A first team Academic All-Big 12 honoree ... Played in 12 games, missing only the Kansas State game ... Started five times, including each of the last four games of the season ... Started at center against Texas, Iowa State and Wisconsin and started at right guard against Oklahoma and West Virginia ... Served as a game captain vs. Iowa State.

2021 (Sophomore): A first team Academic All-Big 12 honoree ... Played in all 14 games and earned the first four starts of his career in the final four games of the season ... Mostly played special teams and rotated in at center until he took over at center when starter Danny Godlevske went down to injury ... OSU's coaches credited him with four pancake blocks and six knockdowns.

2020 (Freshman): Academic All-Big 12 honoree ... Played in seven games during the year, mainly blocking for place kicks.

2019: Redshirted.

High School: Played for coach Randy Dreiling at St. Thomas Aquinas ... Anchored an offensive line that helped Aquinas score at least 30 points on 11 occasions in 2018, with nine of those outings surpassing 40 points ... Named all-state, first-team all-metro and the lineman of the year ... Excelled as a run blocker and helped Aquinas log 4,584 rushing yards and score 61 rushing touchdowns on 570 carries in 2018 ... Aquinas' yards-per-carry average jumped from 5.9 during his sophomore season to 6.6 as a junior and 8.0 during his final high school campaign ... Guided St. Thomas Aquinas to 23 wins over his final two seasons, including an unbeaten 12-0 title-winning season in 2018 ... The Kansas Football Coaches Association named him an All-Senior Kansas Top 11 Player ... Also on the *Wichita Eagle* Top 11 players in Kansas and a first-team selection on the *Topeka Capitol Journal* All-State team ... Earned his second straight team award as the Outstanding Offensive Lineman as a senior ... A two-time all-league player and back-to-back *KPreps* 5A offensive line all-state player ... *Sports in Kansas* named him all-non-senior as a sophomore and junior, as well as Top 11 among all classes in 2017 ... Helped the Saints finish as the Kansas Class 5A runner-up in 2017 ... Also a baseball and track and field athlete ... An honor roll student who completed 30 hours of volunteer service every year in high school ... Rated as a three-star prospect by *247Sports*, *ESPN* and *Rivals* ... Slotted as the No. 7 player in the state of Kansas and the No. 62 offensive guard nationally by *ESPN* ... *247Sports* listed him as the 11th-best player out of Kansas. ... Chose Oklahoma State over Iowa, Kansas, Kansas State and others.

Personal: Born in Kansas City, Kansas ... Son of James and Carolee Michalski ... Majoring in Agribusiness.



42 Grant Mirabal

Linebacker | 6-2 | 230 | Freshman
Argyle, Texas/Argyle

A talented linebacker who came to OSU as a walk-on.

High School: Played for coach Todd Rodgers at Argyle ... Finished senior season with 127 total tackles, 17 tackles for loss, and interception and four pass breakups ... Finished his career with 302 total tackles, 72 tackles for loss, 28 sacks, 19 pass breakups, 15 fumble recoveries, 13 forced fumbles and four interceptions.

Personal: Son of Sebastian and Beth Mirabal.



68 Taylor Miterko

Offensive Line | 6-6 | 296 | R-Senior
Carlsbad, N.M./Carlsbad

2020 Second Team Academic All-Big 12

Pronounced mih-TERK-oh

An offensive lineman who has developed into an everyday starter.

2022 (Junior): Played in all 13 games and started every regular season game at left guard ... His 12 total starts on the year ranked third on the offensive line.

2021 (Sophomore): Started the season opener at left tackle then played in four more games, also appearing against Kansas, TCU, Texas Tech and Oklahoma ... Played on the offense in his first three appearance and on special teams in his last two ... OSU's coaches credited him with one pancake and two knockdowns on the year.

2020 (Freshman): A member of the Academic All-Big 12 team ... Listed on the depth chart for the majority of the season, playing four games.

2019: Redshirted.

High School: Played at Carlsbad for coach Gary Bradley ... Earned first-team All-State honors and was named the top college football prospect in New Mexico ... Also selected for All-District 3-6A honors in 2018 as a first-team offensive tackle ... Anchored an offensive line that allowed its running back to earn all-district honors and total more than 1,000 rushing yards, also allowing its fullback to average 5.2 yards per carry ... Helped Carlsbad earn the No. 21 spot in *MaxPreps'* 2018 New Mexico high school football rankings ... Recognized as the top recruit in New Mexico by *ESPN* and *247Sports* ... A three-star prospect by *247Sports*, *ESPN* and *Rivals* ... Ranked as high as No. 52 nationally at his position by *ESPN* ... Chose Oklahoma State over offers from Notre Dame, Washington, Nebraska, Oregon, TCU, Texas Tech, Boise State, Arizona State, Colorado, Baylor and others.

Personal: Management major.

Player Bios



49 Thomas Murray

Kicker | 5-11 | 175 | R-Freshman
Shreveport, La./Captain Shreve/Temple

A walk-on transfer who began his career at Temple.

2022 (Redshirt at Temple): Redshirt ... Did not see any playing time.

High School: Played for coach Bryant Sepulvado at Captain Shreve ... As a senior he converted 13 of 16 field goal attempts and 45 of 46 extra point attempts ... His team finished 10-2 in his final high school season ... Also played soccer ... Chose to attend Temple as a preferred walk-on out of high school over another preferred walk-on offer from Tulane.

Personal: Has two brothers who are also kickers ... Studying biology.



3 Jaden Nixon

Running Back | 5-10 | 185 | R-Sophomore
Dallas, Texas/Lone Star

2022 Second Team Academic All-Big 12

Career Highs

Rush Attempts	11 vs. Kansas, 2021
Rushing Yards	69 vs. TCU, 2021
Rushing TDs	1 vs. TCU, 2021
Receptions	7 at Oklahoma, 2022
Receiving Yards	50 at Oklahoma, 2022
Receiving TDs	1, 3x, last vs. Iowa State, 2022
All-Purpose Yards	131 at Baylor, 2022
Long Rush	63 vs. TCU, 2021
Long Reception	35 at Kansas, 2022
Long Kickoff Return	98 yards at Baylor, 2022

A talented young player who has proved he's capable of making big plays.

2022 (Freshman): A second team Academic All-Big 12 honoree ... Earned honorable mention honors from the league's coaches as the Big 12

Offensive Freshman of the Year and honorable mention on the All-Big 12 team ... Played in all 13 games and started three of the final six ... Started against Kansas State, Oklahoma and West Virginia ... Ranked third on the team with 755 all-purpose yards on the year and tied for fourth with four total touchdowns ... Finished the year with 46 carries for 181 yards ... Also had 21 catches for 189 yards and three touchdowns ... His receiving yards ranked second among OSU's running backs ... Added 14 kickoff returns for 385 yards and another touchdown, all of which led the team ... His kickoff return yardage ranked among the top 50 players in the FBS ... Had one of the most explosive plays of the season when he split two Baylor defenders and sprinted to the endzone for a 98-yard kickoff return touchdown in Waco ... The play tied for the eighth-longest kickoff return in OSU history, as well as the eighth-longest kickoff return in the FBS on the year ... One of 29 FBS players who recorded a kickoff return touchdown in 2022 ... Earned both Big 12 Special Teams Player of the Week and Big 12 Co-Newcomer of the Week honors after the Baylor game ... Also named OSU's special teams player of the week vs. Baylor ... Had a 51-yard run in the win over Texas, despite losing a cleat halfway-through the run ... The play marked the second-longest Cowboy rush of the season and the third-longest rush allowed by Texas in 2022 ... Recorded a season-long catch of 35 yards while scoring a touchdown at Kansas ... Other receiving scores came against Iowa State and Central Michigan ... Finished the year with seven plays of at least 20 yards, including two catches, two carries and three kickoff returns.

2021: Redshirt ... Saw action in OSU's wins over Kansas and TCU ... Carried the ball 11 times for 53 yards and made one catch for three yards against KU ... Also had one kickoff return for 15 yards and one punt return for two yards against the Jayhawks ... Had a 63-yard touchdown run against TCU that marked the second-longest rushing play for any Cowboy in 2021 ... Totaled three carries for 69 yards against TCU ... His season numbers included 14 carries for 122 rushing yards and one rushing touchdown and 142 all-purpose yards.

High School: Played for Jeff Rayburn at Lone Star ... Finished his senior season in 2020 with a 7-4 overall record and reached the third round of the Class 5A-I playoffs ... According to *MaxPreps*, Nixon finished his senior year with 766 rushing yards on 139 carries with 15 rushing touchdowns ... Helped lead the Rangers to a 14-1 overall record and a 7-0 league record as a junior ... Rushed for 821 yards and racked up 14 rushing touchdowns in 2019 ... Appeared in the state semifinals as a junior ... Texas District 5-5A D-I first-team selection as a junior ... Scored the game-winning touchdown in overtime to defeat defending state champion Highland Park in the 2019 playoffs ... Ran for 454 yards and three touchdowns as a sophomore ... Also ran track ... Earned academic all-state honors ... Volunteered and served at One Community and Elevate Life Church, served as a student mentor and has also been involved

with the Zach Thompson Foundation and Mosaic Purse Ministry ... Rated as a three-star prospect by *247Sports*, *Rivals*, and *ESPN* ... The *247Sports* composite ranking rates Nixon as the No. 57 running back in the nation and the No. 133 player in the state of Texas ... Chose OSU over offers from Air Force, Army, Louisiana, Tulsa and others.

Personal: Born in Dallas, Texas ... Son of Tina Nixon and Jeroid Johnson ... Father played football and ran track at Oklahoma State (lettering in 1994 and 1995), and in the AFL ... Mother ran track at Oklahoma State and held the school long jump record ... Cousin, LaKyron Mays, is a junior on the Oklahoma State track team ... Cousin, Adrian Peterson, played football at Oklahoma and now plays for the Detroit Lions ... Cousin, Issiah Nixon, plays football at Texas State ... Cousin, Larry Nixon, plays football at North Texas ... A Sports Media major at Oklahoma State.

Nixon's 2021 Game-by-Game Rushing Stats

Date	Opponent	No.	Gain	Loss	Net	TD	Long	Avg.
Sept. 4	Missouri State				DNP			
Sept. 11	Tulsa				DNP			
Sept. 18	at Boise State				DNP			
Sept. 25	Kansas State				DNP			
Oct. 2	Baylor				DNP			
Oct. 16	at Texas				DNP			
Oct. 23	at Iowa State				DNP			
Oct. 30	Kansas	11	53	0	53	0	18	4.8
Nov. 6	at West Virginia				DNP			
Nov. 13	TCU	3	69	0	69	1	63	23.0
Nov. 20	at Texas Tech				DNP			
Nov. 27	Oklahoma				DNP			
Dec. 4	Baylor				DNP			
Jan. 1	Notre Dame				DNP			

Nixon's 2021 Game-by-Game Receiving Stats

Date	Opponent	No.	Yds.	TD	Long
Sept. 4	Missouri State		DNP		
Sept. 11	Tulsa		DNP		
Sept. 18	at Boise State		DNP		
Sept. 25	Kansas State		DNP		
Oct. 2	Baylor		DNP		
Oct. 16	at Texas		DNP		
Oct. 23	at Iowa State		DNP		
Oct. 30	Kansas	1	3	0	3
Nov. 6	at West Virginia		DNP		
Nov. 13	TCU	0	0	0	0
Nov. 20	at Texas Tech		DNP		
Nov. 27	Oklahoma		DNP		
Dec. 4	Baylor		DNP		
Jan. 1	Notre Dame		DNP		

Nixon's 2022 Game-by-Game Rushing Stats

Date	Opponent	No.	Gain	Loss	Net	TD	Long	Avg.
Sept. 1	Central Michigan	5	8	2	6	0	5	1.2
Sept. 10	Arizona State	1	0	0	0	0	0	0.0
Sept. 17	Ark.-Pine Bluff	3	20	0	20	0	12	6.7
Oct. 1	at Baylor	0	0	0	0	0	0	0
Oct. 8	Texas Tech	2	9	0	9	0	5	4.5
Oct. 15	at TCU	3	15	0	15	0	11	5.0
Oct. 22	Texas	8	67	3	64	0	51	8.0
Oct. 29	at Kansas State	8	16	5	11	0	7	1.4
Nov. 5	at Kansas	1	2	0	2	0	2	2.0
Nov. 12	Iowa State	3	5	3	2	0	4	0.7
Nov. 19	at Oklahoma	7	39	2	37	0	21	5.3
Nov. 26	West Virginia	3	9	0	9	0	4	3.0
Dec. 27	vs. Wisconsin	2	6	0	6	0	3	3.0

Player Bios

Nixon's 2022 Game-by-Game Receiving Stats

Date	Opponent	No.	Yds.	TD	Long
Sept. 1	Central Michigan	2	25	1	17
Sept. 10	Arizona State	0	0	0	0
Sept. 17	Ark.-Pine Bluff	1	8	0	8
Oct. 1	at Baylor	0	0	0	0
Oct. 8	Texas Tech	0	0	0	0
Oct. 15	at TCU	0	0	0	0
Oct. 22	Texas	3	6	0	6
Oct. 29	at Kansas State	2	28	0	19
Nov. 5	at Kansas	1	35	1	35
Nov. 12	Iowa State	3	28	1	14
Nov. 19	at Oklahoma	7	50	0	27
Nov. 26	West Virginia	1	10	0	10
Dec. 27	vs. Wisconsin	1	-1	0	0

Nixon's Career Rushing Stats

Year	G	Att.	Gain	Loss	Net	Avg.	TD	Long	Avg./G
2021	2	14	122	0	122	8.7	1	63	61.0
2022	13	46	196	15	181	3.9	0	51	13.9
Career	15	60	318	15	303	5.0	1	63	20.2

Nixon's Career Receiving Stats

Year	G	Rec.	Yds.	Avg.	TD	Long	Avg./G
2021	2	1	3	3.0	0	3	1.5
2022	13	21	189	9.0	3	35	14.5
Career	15	22	192	8.7	3	35	12.8

Nixon's Career Kick Return Stats

Year	G	No.	Yds.	Avg.	TD	Long	Avg./G
2021	2	1	15	15.0	0	15	7.5
2022	13	14	385	27.5	1	98	29.6
Career	15	15	400	26.7	1	98	26.7



99 Iman Oates

Defensive Tackle | 6-3 | 308 | Junior
Tulsa, Okla./Edison/NEO A&M JC

Pronounced EYE-muhn

A junior college transfer who earned all-conference honors at Northeastern Oklahoma A&M.

Junior College: A standout playing for coach Zachary Crissup in two seasons at Northeastern Oklahoma A&M ... Totaled 44 tackles, 15 tackles for loss and six sacks as a sophomore en route to earning second-team all-conference honors ... Posted 25 tackles, four tackles for loss and two sacks as a freshman ... Chose to join Oklahoma State over reported offers from SMU, Louisiana Tech, Hawaii, Western Kentucky, UAB, UTEP, Coastal Carolina, Charlotte and others ... Enrolled at OSU in the spring of 2023.

High School: Played at Tulsa Edison ... Totaled 55 tackles, 20 tackles for loss and five sacks as a senior ... Collected all-state and all-district 5A

Defensive Player of the Year honors as a senior ... Also on the basketball and track and field teams.

Personal: Born in Tulsa ... Son of Domita Oates ... A business administration major.



47 Patrick Ojo

Defensive End | 6-2 | 238 | R-Freshman
Grand Prairie, Texas/Lake Ridge

A walk-on who took a redshirt during his first season in Stillwater in 2022.

2022: Redshirt ... Did not see any in-game action.

High School: Played for coach Kirk Thor at Lake Ridge ... Named second team all-district as a senior ... Earned academic all-district honors.

Personal: Born in Lagos, Nigeria ... Son of Anthony and Itunu Ojo ... Management Information Systems major.



30 Collin Oliver

Linebacker | 6-2 | 235 | Junior
Oklahoma City, Okla./Edmond Santa Fe

2021 Unanimous Big 12 Defensive Freshman of the Year (Coaches)

2021 Freshman All-America Team (ESPN, 247Sports, The Athletic, PFF College)

2021 FWAA Freshman of the Year Award Finalist

2021 Shaun Alexander Freshman of the Year Award Semifinalist

2021 Second Team All-Big 12 (Coaches & AP)

2022 Second Team All-Big 12 (Coaches)

2022 First Team Academic All-Big 12

Career Highs

Tackles	6 vs. Baylor, 2021
TFL	3.0 vs. Baylor, 2021
Sacks	2.0, 4x, last vs. Iowa State, 2022

Put together one of the most impressive true freshman seasons in the nation and in Oklahoma

State history in 2021, earning unanimous Big 12 Freshman Defensive Player of the Year honors and freshman All-America honors ... One of three national finalists for the 2021 FWAA Freshman of the Year Award after ranking No. 7 in the FBS and setting an OSU freshman record with 11.5 sacks ... Played at defensive end his first two seasons and moved to linebacker in the spring of 2023.

2022 (Sophomore): A first team Academic All-Big 12 Team honoree ... Earned second team All-Big 12 honors from the league's coaches for the second consecutive season ... Played in all 13 games and started five times ... His starts came against UAPB, Texas Tech, Texas, West Virginia and Wisconsin ... Finished the year with 28 total tackles, 19 of which were solo stops ... Led the team 5.0 sacks and 12 quarterback hurries ... His 7.5 tackles for loss ranked fourth on the team ... Also had a pass breakup that came against Oklahoma ... Had at least one tackle in every game but one and multiple tackles in eight games ... Recorded a season-best four tackles in the Arizona State, Texas Tech and Oklahoma games ... Recorded a season-best 2.0 sacks in the win over Iowa State ... Earned OSU co-defensive player of the week honors vs. both Arizona State and Iowa State ... Honored on several preseason lists, including the preseason All-Big 12 Team, Nagurski preseason watch list, Bednarik preseason watch list and the Action Network preseason All-America second team.

2021 (Freshman): Had one of the most impactful true freshman seasons in Oklahoma State history ... The unanimous Big 12 Defensive Freshman of the Year winner ... Earned freshman All-America honors from ESPN, 247Sports, The Athletic and PFF College ... One of three national finalists for the FWAA Freshman of the Year Award after ranking No. 7 in the FBS and with 11.5 sacks on the year ... That total set a freshman record at Oklahoma State and ranked as the seventh-best single-season total in school history ... Also a semifinalist for the Shaun Alexander Freshman of the Year Award ... A second-team All-Big 12 pick by the coaches and the AP ... Played in all 14 games and started the win over Baylor, recording season-highs with six tackles, three tackles for loss, three quarterback hurries and two sacks ... Earned several honors for his performance in the win, including PFF National True Freshman of the Week, 247Sports National True Freshman of the Week and OSU's Co-Defensive Player of the Week ... Matched his season-best total of two sacks in the Bedlam win over No. 10 Oklahoma and in the Big 12 Championship game ... Made two of the biggest plays of Oklahoma State's 12-win season when he sacked Oklahoma's Caleb Williams twice in the fourth quarter of OSU's 37-33 win ... His first sack came on a 3rd-and-8 to force a punt and his second sack came on OU's final offensive play of the game ... On a 4th-and-10 from OSU's 24-yard line and 10 seconds remaining on the clock, Oliver beat the block on the edge and fell to the ground behind Williams, then crawling the final stretch to grab his feet and bring him to the ground to



Player Bios

seal the win ... Honored as the Big 12 Newcomer of the Week after that game ... Earned midseason All-America honors from The Athletic and ESPN after his production in the first half of the year ... Made at least one tackle in all 14 of OSU's games and multiple tackles in nine games ... Finished the year with 29 total tackles, including 20 solo stops and 15.5 tackles for loss, to go along with his 11.5 sacks ... Also credited with five quarterback hurries and a forced fumble, which he recorded in the Big 12 Championship game ... His sacks total also led the Big 12 and the team, while his tackles for loss total was second on the team ... Enrolled early in the spring of 2021.

High School: Played for Kyle White at Edmond Santa Fe ... Earned a spot on the *Sports Illustrated* All-American watch list prior to his senior season ... Led the Wolves to a 10-3 record and a runner-up finish in Class 6A-I in 2020 ... Racked up 66 tackles with four sacks, two fumble recoveries and 17 tackles for loss as a senior according to *MaxPreps* ... Named the Central Oklahoma Athletic Conference Defensive Player of the Year in 2020 and an all-state selection ... Had 33 tackles, an interception and seven tackles for loss through six games before an injury ended his junior season ... Totaled 56 stops, six tackles for loss and three sacks as a sophomore according to *247Sports* ... A two-sport athlete at Edmond Santa Fe who also competed in track and field ... Placed third at the Oklahoma 6A state championship in the high jump and ninth in the long jump ... Rated a four-star prospect by *247Sports* and *ESPN* ... Ranked No. 291 in the 2021 *ESPN 300* ... Listed as an inside linebacker by *ESPN* where he was tabbed as the No. 9 recruit at his position ... The No. 6 recruit in the state of Oklahoma according to *247Sports* composite ranking ... The highest-ranked OSU signee on *The Oklahoman's* Super 30 at No. 4 ... Chose Oklahoma State over Georgia, Arkansas, Oregon, Oklahoma and others.

Personal: Born in Oklahoma City ... Son of Marshall and Jewel Oliver ... Parents were athletes at SWOSU, as his father played football and his mother played basketball ... Studying agricultural communications.

Oliver's 2021 Game-by-Game Stats

Date	Opp.	UT-AT-TT	TFL	Sacks	INT	PBU	QBH	FF	FR	BK
Sept. 4	Missouri St.	0-1-1	0.5-5	0.5-5	0	0	0	0	0	0
Sept. 11	Tulsa	1-1-2	0	0	0	0	0	0	0	0
Sept. 18	at Boise St.	2-1-3	1	0	0	0	0	0	0	0
Sept. 25	K-State	0-2-2	0	0	0	0	0	0	0	0
Oct. 2	Baylor	5-1-6	3.0-8	2.0-7	0	0	3	0	0	0
Oct. 16	at Texas	2-0-2	2.0-8	1.0-4	0	0	1	0	0	0
Oct. 23	at Iowa St.	1-1-2	1.0-8	1.0-8	0	0	0	0	0	0
Oct. 30	Kansas	1-0-1	0	0	0	0	0	0	0	0
Nov. 6	at WVU	1-0-1	1.0-6	1.0-6	0	0	0	0	0	0
Nov. 13	TCU	1-0-1	1.0-5	1.0-5	0	0	0	0	0	0
Nov. 20	at TTU	2-0-2	1.0-2	1.0-2	0	0	0	0	0	0
Nov. 27	Oklahoma	2-0-2	2.0-11	2.0-11	0	0	0	0	0	0
Dec. 4	Baylor	2-1-3	2.5-29	2.0-28	0	0	1	0	0	0
Jan. 1	Notre Dame	0-1-1	0.5-0	0	0	0	1	0	0	0

Oliver's 2022 Game-by-Game Stats

Date	Opp.	UT-AT-TT	TFL	Sacks	INT	PBU	QBH	FF	FR	BK
Sept. 1	Gen. Mich.	2-0-2	1.0-4	1.0-4	0	0	0	0	0	0
Sept. 10	Ariz. St.	4-0-4	1.0-8	1.0-8	0	0	0	0	0	0
Sept. 17	UAPB	0-0-0	0	0	0	0	2	0	0	0
Oct. 1	at Baylor	1-0-1	1.0-6	1.0-6	0	0	1	0	0	0
Oct. 8	TTU	2-2-4	1.5-2	0	0	0	2	0	0	0
Oct. 15	at TCU	2-0-2	0	0	0	0	2	0	0	0
Oct. 22	Texas	0-1-1	0	0	0	0	3	0	0	0
Oct. 29	at K-State	1-0-1	0	0	0	0	0	0	0	0
Nov. 5	at Kansas	1-2-3	1.0-2	0	0	0	0	0	0	0
Nov. 12	Iowa State	2-1-3	2.0-21	2.0-21	0	1	0	0	0	0
Nov. 19	at Okla.	3-1-4	0	0	0	1	0	0	0	0
Nov. 26	WVU	1-1-2	0	0	0	0	1	0	0	0
Dec. 27	vs. Wisc.	0-1-1	0	0	0	0	0	0	0	0

Oliver's Career Stats

Year	GP	UT-AT-TT	TFL	Sacks	INT	PBU	QBH	FF	FR	BK
2021	14	20-9-29	15.5	11.5	0	0	5	1	0	0
2022	13	19-9-28	7.5	5.0	0	1	12	0	0	0
Career	27	39-18-57	23.0	16.5	0	1	17	1	0	0



10 Rashod Owens

Wide Receiver | 6-2 | 219 | R-Junior
San Antonio, Texas/Roosevelt

Career Highs

Receptions	4 vs. Texas, 2021
Receiving Yards	53 vs. Baylor, 2021
Receiving Touchdowns	1, vs. Baylor, 2021
Long Reception	41 vs. Wisconsin, 2022

A multi-sport athlete in high school who has played both receiver and tight end at Oklahoma State.

2022 (Sophomore): Played in 12 of OSU's 13 games ... Started against Kansas State, Kansas and Oklahoma ... Played both receiver and Cowboy Back ... Finished the year with six catches for 85 yards ... Had a season-long catch of 41 yards in the Guaranteed Rate Bowl against Wisconsin ... Recorded three tackles on special teams.

2021 (Freshman): Played in 10 games and started five times ... Made 17 catches for 257 yards and a touchdown on the season ... His longest reception was a 32-yard touchdown that came just before halftime of OSU's win over Baylor ... It was also OSU's longest reception of the game ... His season receiving total was fourth highest on the team and his catch total was sixth ... Led the team with 25 yards after the catch at Iowa State and 23 yards after the catch in the season opener ... Made at least one catch in seven of his 10 games played.

2020: Saw action in four games, making his debut at Kansas and playing in the final three vs. TCU, Baylor and Miami ... Made two catches for 19 yards in the win at Kansas, including a long reception of 15 yards.

High School: Played for coach Matt Carroll at Roosevelt ... Led his team to a 9-2 record as a senior, rushing for nearly 1,500 yards with 23 rushing touchdowns ... Eclipsed 100 yards rushing in seven of the 10 games in which he played ... Also added 210 receiving yards on 16 catches ... Finished the season with 1,689 all-purpose yards to earn honors as the *San Antonio Express News* San Antonio Athlete of the Year ... As a junior, he recorded 938 all-purpose yards, including 589 receiving yards and 324 rushing yards with 11 total touchdowns ... Also a talented basketball player and track athlete who had the best high school triple jump in the state of Texas as a junior during the 2019 outdoor season ... His jump of 49' 10.75" also ranked No. 11 in the United States for the season ... Rated as a three-star prospect by *247Sports* and *ESPN* ... Ranked by *ESPN* as the No. 253 overall prospect in the state of Texas ... Chose Oklahoma State over offers from Army, Kansas, Tulane, UTSA and others.

Personal: Son of Roderick Owens and Christina Owens ... Management major.

Owens' 2020 Game-by-Game Receiving Stats

Date	Opponent	No.	Yds.	TD	Long
Sept. 19	Tulsa		DNP		
Sept. 26	West Virginia	2	19	0	15
Oct. 3	at Kansas		DNP		
Oct. 24	Iowa State		DNP		
Oct. 31	Texas		DNP		
Nov. 7	at Kansas State		DNP		
Nov. 21	at Oklahoma		DNP		
Nov. 28	Texas Tech		DNP		
Dec. 5	at TCU	0	0	0	0
Dec. 12	at Baylor	0	0	0	0
Dec. 29	vs. Miami (Fla.)	0	0	0	0

Owens' 2021 Game-by-Game Receiving Stats

Date	Opponent	No.	Yds.	TD	Long
Sept. 4	Missouri State	1	28	0	28
Sept. 11	Tulsa	0	0	0	0
Sept. 18	at Boise State	2	34	0	18
Sept. 25	Kansas State	3	49	0	18
Oct. 2	Baylor	3	53	1	32
Oct. 16	at Texas	4	27	0	12
Oct. 23	at Iowa State	3	41	0	22
Oct. 30	Kansas	0	0	0	0
Nov. 6	at West Virginia		DNP		
Nov. 13	TCU		DNP		
Nov. 20	at Texas Tech	0	0	0	0
Nov. 27	Oklahoma		DNP		
Dec. 4	Baylor		DNP		
Jan. 1	Notre Dame	1	25	0	25


Player Bios

Owens' 2022 Game-by-Game Receiving Stats

Date	Opponent	No.	Yds.	TD	Long
Sept. 1	Central Michigan	2	18	0	11
Sept. 10	Arizona State		DNP		
Sept. 17	Ark.-Pine Bluff	0	0	0	0
Oct. 1	at Baylor	0	0	0	0
Oct. 8	Texas Tech	0	0	0	0
Oct. 15	at TCU	0	0	0	0
Oct. 22	Texas	0	0	0	0
Oct. 29	at Kansas State	0	0	0	0
Nov. 5	at Kansas	0	0	0	0
Nov. 12	Iowa State	0	0	0	0
Nov. 19	at Oklahoma	2	21	0	16
Nov. 26	West Virginia	1	5	0	5
Dec. 27	vs. Wisconsin	1	41	0	41

Owens' Career Receiving Stats

Year	G	Rec.	Yds.	Avg.	TD	Long	Avg./G
2020	4	2	19	9.5	0	15	4.8
2021	10	17	257	15.1	1	32	25.7
2022	12	6	85	14.1	0	41	7.0
Career	26	25	361	14.4	1	41	13.8



79 Wes Pahl

Punter | 6-5 | 200 | R-Junior
Columbus, Ga./Brookstone/Western Kentucky

A walk-on who began his career at Western Kentucky.

2022 (Sophomore at WKU): Played in all 14 of WKU's games, serving as the team's holder on field goals and PATs ... Helped the Hilltoppers make 18-of-25 field goal attempts and go 100% on PATs on the season.

2021 (Freshman at WKU): Did not see any playing time.

2020 (Redshirt at WKU): Redshirt ... Did not see any playing time.

High School: Played for coach Blair Harrison at Brookstone ... Helped lead his team to a 7-5 overall and 4-1 region record as a senior ... Converted a combined 13-of-18 field goals in his junior and senior seasons ... Completed a career-long 48-yard field goal as a senior Named a first team all-bi-city selection as a senior ... Committed to Western Kentucky out of high school.

Personal: Son of Doug and Deani Pahl.



23 Jalen Pope

Wide Receiver | 6-0 | 185 | Freshman
Aledo, Texas/Aledo

Ranked as a top 250 player in the state of Texas by 247Sports.

High School: Played for coach Tim Buchanan at Aledo ... Helped lead the Bearcats to a 5A DI state championship and a 14-2 overall record in 2022 ... Broke the 5A record for individual receiving yards in a state championship game with eight receptions for 228 yards and three touchdowns, which earned him Offensive MVP ... Finished his senior season with 1,252 yards and 14 touchdowns on 64 catches ... Named a first team District 5A-3 receiver in 2022 ... Totaled 15 receptions for 279 yards and six touchdowns as a junior ... Also ran track at Aledo ... Chose Oklahoma State over reported offers from Air Force, Tulsa, Columbia and Louisiana.

Personal: Jalen Cash Pope was born in San Angelo, Texas ... Son of Adam and Cassie Pope ... Plans to study sports management.



80 Brennan Presley

Wide Receiver | 5-8 | 175 | Senior
Tulsa, Okla./Bixby

2021 First Team Academic All-Big 12
2021 Second Team All-Big 12 Returner (Coaches)
2022 First Team Academic All-Big 12

Career Highs

Receptions	10 vs. Notre Dame, 2022
Receiving Yards	137 vs. Notre Dame, 2022
Receiving Touchdowns	3, vs. Miami, 2020
Long Reception	55, at Oklahoma, 2022
Long Rush	17, at Texas, 2021
Long Kickoff Return	100 vs. Oklahoma, 2021
Long Punt Return	23 vs. UAPB, 2022
All-Purpose Yards	174 vs. Oklahoma, 2021

One of the biggest playmakers on the roster ... Has excelled on offense and special teams ... The Oklahoma Gatorade High School Player of the Year in 2019.

2022 (Junior): A first team Academic All-Big 12 honoree for the second straight season ... An honorable mention to the All-Big 12 team ... Played in all 13 games and started nine times ... Finished the year with 67 catches for 813 yards, both of which led the team, and two receiving touchdowns ... His 1,203 all-purpose yards were 440 more than any other Cowboy ... Ranked among the top five player in the Big 12 in receptions per game, receiving yards per game and combined kick return yards ... Recorded 11 catches that gained at least 20 yards, with a long of 55 yards at Oklahoma that marked his longest career catch through his junior year ... His nine catches and 118 receiving yards against Oklahoma also marked season bests ... His next highest totals for catches and yards came at Baylor as he recorded eight catches for 86 yards ... Also had a 42-yard catch against Central Michigan and a 41-yard catch against Wisconsin ... Scored touchdowns on a 23-yard catch against UAPB and one a 10-yard catch against Texas ... Had five carries for 12 rushing yards on the year, including a 4-yard rushing touchdown against West Virginia ... Recorded 14 punt returns for 111 yards and 11 kickoff returns for 267 yards ... His longest kickoff return was a 50-yarder against Baylor, but he recorded four kickoff returns that gained more than 30 yards ... His longest punt return was a 23-yarder against UAPB ... Included on the Paul Hornung Award preseason watch list.

2021 (Sophomore): A second team All-Big 12 selection as a kickoff returner by the league's head coaches ... First Team Academic All-Big 12 honoree ... Played in every game and started 11 times ... His 1,113 all-purpose yards were second on the team ... Finished as OSU's second-leading receiver in terms of receptions, yards and touchdowns with 50 catches for 619 yards and five scores ... Had 11 catches of at least 20 yards ... Added five carries for 36 yards and a rushing touchdown that came on a 14-yard run against Kansas ... Made one of OSU's most important plays of the season when took back a kickoff 100 yards for a touchdown in OSU's win over No. 10 Oklahoma, weaving between players and cutting across the field for a spectacular score ... Earned Big 12 Special Teams Player of the Week recognition for his performance ... Also had a 42-yard return in the same game and finished the season with five total kickoff returns that went for at least 30 yards ... His seven total touchdowns were the third-most on the team ... Made two of OSU's four longest catches of the season with a spectacular leaping grab over two defenders for a 42-yard score at Iowa State and 41-yard play down the middle of the field in the Fiesta Bowl win over No. 5 Notre Dame ... Had 16 punt returns for 66 yards on the year with a long of 19 yards and 12 kickoff returns for 392 yards with a long of 100 yards ... Had at least one catch in every game but



Player Bios

one, which he missed the vast majority of with an injury ... Set career highs in both receiving yards and receptions with 137 yards and 10 catches in the Fiesta Bowl win over Notre Dame ... Served as a game captain against Tulsa and Kansas ... Named Oklahoma State's Special Teams Player of the Week vs. Boise State.

2020 (Freshman): Played in 10 of OSU's 11 games as a true freshman, starting in the win at Baylor ... The highlight of his season came in OSU's Cheez-It Bowl win over Miami, as he made six catches for 118 yards and three touchdowns, marking the first three receiving scores of his career ... His touchdowns came on catches of 30, 32 and 16 yards ... Finished that game with a team-best and season-high 161 all-purpose yards ... Named to the Associated Press and ESPN All-Bowl teams for his performance in the game ... Scored another touchdown earlier in the year on a nine-yard rush at Kansas State, marking the first score of his career ... Finished the season with seven catches for 125 yards and three touchdowns, as well as two rushes for 15 yards and a score ... Factored in on special teams as a returner at the end of the year ... Finished with four punt returns for a 18 yards with a long of 15 yards ... Also had seven kickoff returns for 149 yards with a long of 39 yards ... Finished seventh on the team with 30.7 all-purpose yards per game ... Named OSU's Special Teams Player of the Game against Iowa State after he ran down the ball on punt coverage and downed it inside the five-yard line in the fourth quarter to help preserve the Cowboys' win over the No. 17 Cyclones.

High School: Played for Loren Montgomery at Bixby and earned Oklahoma Gatorade Player of the Year honors as a senior in 2019 ... A two-time all-state selection who won back-to-back state titles in his final two seasons ... Played both sides of the ball ... Participated in 12 games in 2019-20, tallying 98 receptions for 1,515 yards and 24 touchdowns ... Rushed the ball 18 times for 129 yards and one touchdown ... Made 26 tackles, 19 of them solo, one tackle for loss and seven interceptions ... Caught 17 passes for 237 yards and six touchdowns in a win over Mansfield Timberview on opening night ... Surpassed 100 yards receiving in eight games in 2019 ... Picked off three passes playing defense ... Put up 308 total all-purpose yards to help Bixby win the state championship against Stillwater, highlighted by a kickoff return touchdown ... Led the state in receiving yards and receiving touchdowns ... Totaled 232 receptions for 3,448 yards and 40 touchdowns in high school, along with 495 rushing yards and six rushing touchdowns ... Accumulated 96 total tackles, 69 of them solo, and 16 interceptions in high school ... Played wide receiver, defensive back, running back, kick returner and punt returner in his high school career ... Made an incredible catch in a 7-on-7 game in Arkansas that was featured as a top 10 play on SportsCenter on ESPN ... Also ran track ... Rated as a three-star prospect by 247Sports, Rivals and ESPN ... 247Sports ranked him as the No. 99 athlete in the nation and the

No. 19 player out of Oklahoma ... State champion in 2018 and 2019 ... Chose OSU over Army, Memphis, North Texas, Temple and several others.

Personal: Brennan Orlando Presley was born in Tulsa, Okla. ... Son of Arthur and Tia Presley ... Sister, Britney, ran track at OSU and sister, Brandee, runs track at Georgia ... Brother, Braylin Presley, plays at Tulsa ... Studying marketing.

Presley's 2020 Game-by-Game Receiving Stats

Date	Opponent	No.	Yds.	TD	Long
Sept. 19	Tulsa	0	0	0	0
Sept. 26	West Virginia	0	0	0	0
Oct. 3	at Kansas	0	0	0	0
Oct. 24	Iowa State	0	0	0	0
Oct. 31	Texas		DNP		
Nov. 7	at Kansas State	0	0	0	0
Nov. 21	at Oklahoma	1	7	0	7
Nov. 28	Texas Tech	0	0	0	0
Dec. 5	at TCU	0	0	0	0
Dec. 12	at Baylor	0	0	0	0
Dec. 29	vs. Miami (Fla.)	6	118	3	32

Presley's 2021 Game-by-Game Receiving Stats

Date	Opponent	No.	Yds.	TD	Long
Sept. 4	Missouri State	4	68	0	33
Sept. 11	Tulsa	4	35	0	22
Sept. 18	at Boise State	1	22	0	14
Sept. 25	Kansas State	2	53	1	33
Oct. 2	Baylor	1	10	0	10
Oct. 16	at Texas	3	30	1	14
Oct. 23	at Iowa State	6	84	2	42
Oct. 30	Kansas	2	6	1	4
Nov. 6	at West Virginia	6	53	0	18
Nov. 13	TCU	6	61	0	24
Nov. 20	at Texas Tech	0	0	0	0
Nov. 27	Oklahoma	3	40	0	22
Dec. 4	Baylor	2	20	0	11
Jan. 1	Notre Dame	10	137	0	41

Presley's 2022 Game-by-Game Receiving Stats

Date	Opponent	No.	Yds.	TD	Long
Sept. 1	Central Michigan	5	83	0	42
Sept. 10	Arizona State	4	23	0	12
Sept. 17	Ark.-Pine Bluff	3	60	1	36
Oct. 1	at Baylor	8	86	0	19
Oct. 8	Texas Tech	6	62	0	23
Oct. 15	at TCU	4	39	0	17
Oct. 22	Texas	6	60	1	20
Oct. 29	at Kansas State	2	49	0	29
Nov. 5	at Kansas	7	59	0	17
Nov. 12	Iowa State	2	23	0	16
Nov. 19	at Oklahoma	9	118	0	55
Nov. 26	West Virginia	5	77	0	32
Dec. 27	vs. Wisconsin	6	74	0	41

Presley's Career Receiving Stats

Year	G	Rec.	Yds.	Avg.	TD	Long	Avg./G
2020	10	7	125	17.9	3	32	12.5
2021	14	50	619	12.3	5	42	44.2
2022	13	67	813	12.1	2	55	62.5
Career	37	124	1557	12.5	10	55	42.0

Presley's Career Rushing Stats

Year	G	Att.	Gain	Loss	Net	Avg.	TD	Long	Avg./G
2020	10	2	15	0	15	7.5	1	9	1.4
2021	14	5	40	4	36	7.2	1	17	2.6
2022	13	5	16	4	12	2.4	1	9	0.9
Career	37	12	71	8	63	5.25	3	17	1.7

Presley's Career Punt Return Stats

Year	G	No.	Yds.	Avg.	TD	Long
2020	10	4	18	4.5	0	15
2021	14	16	66	4.1	0	19
2022	13	14	111	7.9	0	23
Career	37	34	195	5.7	0	23

Presley's Career Kickoff Return Stats

Year	G	No.	Yds.	Avg.	TD	Long
2020	10	7	149	21.3	0	39
2021	14	12	392	32.7	1	100
2022	13	11	267	24.2	0	50
Career	37	30	808	26.9	1	100



13 Garret Rangel

Quarterback | 6-2 | 189 | R-Freshman
Frisco, Texas/Lone Star

Pronounced ran-GELL

Career Highs

Completions	27 at Kansas, 2022
Attempts	42 vs. West Virginia, 2022
Passing Yards	304 at Kansas, 2022
Passing TD	2 (twice) vs. Kansas and Wisconsin, 2022
Long Pass	84 vs. Wisconsin, 2022
Rushes	10 at Kansas, 2022
Rushing Yards	14 at Kansas, 2022
Rushing Touchdowns	No career rushing TDs
Long Rush	7 vs. Wisconsin, 2022
Total Offense	318 at Kansas, 2022
TDs Responsible For	2, twice, last vs. Wisconsin, 2022

A redshirt freshman who started three games and played in four while taking a redshirt in 2022.

2022: Played in four games and started three times while maintaining a redshirt ... Finished the year with 711 passing yards and four touchdowns, completing 59 of 115 pass attempts with five interceptions ... Despite his limited games, his passing yardage total ranked as the third-most among Power Five true freshmen, the eighth-most among FBS true freshmen and the most among Big 12 true freshmen ... Saw his first playing time in the win over UAPB ... Did not complete a pass in the game but had two carries for nine yards ... His next playing time came six games later when he made his first career start at Kansas ... Against KU, he completed 27 of 40 pass attempts for 304 yards and two touchdowns ... His 304 passing yards ranked as the seventh most by a freshman in program history and the most by a freshman quarterback since Wes Lunt had 324 yards on October 27, 2012 ... It also marked the second most by a Cowboy true freshman making his first career start, behind only Aso Pogi's 328 yards

Player Bios

against Iowa State in his first start in 2000 ... Rangel added 14 yards on the ground against the Jayhawks to bring his yards of total offense to 318 ... His next playing time came three games later in a start against West Virginia ... Finished that game with a 178 passing yards ... Started the next game in the Guaranteed Rate Bowl matchup against Wisconsin, passing for 229 yards and a pair of touchdowns ... Threw an 84-yard touchdown on a screen pass to Stephon Johnson Jr. against the Badgers, which marked OSU's longest play from scrimmage all season ... It was one of his four completions of at least 40 yards and one of his 11 completions of at least 20 yards on the year.

High School: Played for coach Jeff Rayburn at Lone Star ... Completed 594-of-862 passes for 9,333 yards and 101 touchdowns during his high school career ... Completed 127-of-187 passes for 2,049 yards and 24 touchdowns against just three interceptions as a senior ... Added 138 rushing yards and a touchdown as a senior ... Earned offensive MVP honors in 2020 and 2021 ... The 2019 offensive newcomer of the year and an all-state honorable mention selection ... Also competed in basketball and track and field ... Selected for the National Honor Society and helped at food banks ... A high school teammate of OSU running back Jaden Nixon ... An early enrollee who was rated as a four-star prospect, according to *ESPN* and *247Sports* ... A member of the *ESPN300*, coming in as the No. 282 overall prospect in the nation ... *ESPN* ranked him as the No. 46 overall player in Texas ... A unanimous selection as one of the top 25 quarterbacks in the nation, as *ESPN* ranked him No. 14, *247Sports* ranked him No. 23 and *Rivals* had him at No. 25 ... Chose Oklahoma State over offers from Utah, Virginia Tech, Vanderbilt, Northwestern, Houston and others.

Personal: Garret Rangel was born in Irving, Texas ... He is the son of Jerry and Christy Rangel ... Plans to major in sports media.

Rangel's 2022 Game-by-Game Passing Stats

Date	Opponent	Cmp	Att	INT	Yds	TD	Long	Sack
Sept. 1	Central Michigan			DNP				
Sept. 10	Arizona State			DNP				
Sept. 17	Ark.-Pine Bluff	0	2	0	0	0	0	0
Oct. 1	at Baylor			DNP				
Oct. 8	Texas Tech			DNP				
Oct. 15	at TCU			DNP				
Oct. 22	Texas			DNP				
Oct. 29	at Kansas State			DNP				
Nov. 5	at Kansas	27	40	3	304	2	35	2
Nov. 12	Iowa State			DNP				
Nov. 19	at Oklahoma			DNP				
Nov. 26	West Virginia	18	42	0	178	0	43	4
Dec. 27	vs. Wisconsin	14	31	2	229	2	84	1

Rangel's 2022 Game-by-Game Rushing Stats

Date	Opponent	No.	Gain	Loss	Net	TD	Long	Avg.
Sept. 1	Central Michigan				DNP			
Sept. 10	Arizona State				DNP			
Sept. 17	Ark.-Pine Bluff	2	9	0	9	0	6	4.5
Oct. 1	at Baylor				DNP			
Oct. 8	Texas Tech				DNP			
Oct. 15	at TCU				DNP			
Oct. 22	Texas				DNP			
Oct. 29	at Kansas State				DNP			
Nov. 5	at Kansas	10	22	8	14	0	5	1.4
Nov. 12	Iowa State				DNP			
Nov. 19	at Oklahoma				DNP			
Nov. 26	West Virginia	8	1	26	-25	0	1	-3.1
Dec. 27	vs. Wisconsin	6	17	20	-3	0	7	-0.5

Rangel's Career Passing Stats

Year	G	Effic	Cmp-Att-Int	Pct	Yds	TD	Lng	Avg/G
2022	4	106.02	59-115-5	51.3	711	4	84	177.5
Career	4	106.02	59-115-5	51.3	711	4	84	177.5

Rangel's Career Rushing Stats

Year	G	Att.	Gain	Loss	Net	Avg.	TD	Long	Avg/G
2022	4	26	49	54	-5	-0.2	0	7	-1.2
Career	4	26	49	54	-5	-0.2	0	7	-1.2



6 Lyrik Rawls

Safety | 6-1 | 212 | R-Sophomore
Jefferson, Texas/Marshall

Pronounced *LEER-ick*

Career Highs

Tackles	7 vs. West Virginia, 2022
TFL	1.5 vs. Wisconsin, 2022
Sacks	1.0 vs. Wisconsin
PBU	1 vs. UAPB, 2022

A developing player who made several plays on defense in 2022 ... Arrived as a cornerback but moved to safety before his first season.

2022 (Freshman): Played in 12 games, only missing the Texas Tech game ... Finished the year with 24 tackles, 18 of which were solo stops, as well as 2.0 tackles for loss, a sack, two pass breakups and a forced fumble ... Had at least one tackle in seven games and least three tackles in five games ... Recorded a season-best seven tackles against West Virginia ... Recorded a strip sack that forced a turnover in the second half of the Guaranteed Rate Bowl against Wisconsin ... Also recorded a key pass breakup behind the line of scrimmage that kept Wisconsin from gaining a first down on a third-and-two with less than four minutes remaining in the game ... His other pass breakup came against UAPB ... Served as a game captain against Kansas.

2021: Saw action against Kansas and again in the Big 12 Championship game while taking a redshirt but did not record any statistics ... Enrolled early in the spring of 2021.

High School: Played his last two seasons for Jake Griedl at Marshall ... A third-team selection on the Whataburger Texas High School Football Super Team at defensive back ... His team finished 5-5 during his senior season in 2020 ... Played on both sides of the ball ... As a junior in 2019 he totaled 459 yards and seven touchdowns according to *247Sports* ... Earned District 9-5A second-team honors at safety as a junior ... Racked up 94 tackles, two tackles for loss, two interceptions and two forced fumbles as a sophomore at Jefferson, where he was named District 7-3A defensive newcomer of the year ... Led Jefferson to an 11-1 record including an undefeated district slate in 2018 ... Also competed in basketball and track at Jefferson ... A three-star prospect according to *ESPN*, *Rivals* and *247Sports* ... Ranked the No. 31 safety in the class of 2021 by *247Sports* ... Listed as an athlete by *ESPN* where he is the No. 52 recruit at the position ... Chose Oklahoma State over TCU, Texas Tech, Kansas, Houston and others.

Personal: Born in Marshall, Texas ... Son of Terra Rawls and Leroy Osborne ... Majoring in kinesiology.

Rawls' 2022 Game-by-Game Stats

Date	Opp.	UT-AT-TFL	Sacks	INT	PBU	QBH	FF	FR	BK
Sept. 1	Cen. Mich.	1-0-1	0.0	0.0	0	0	0	0	0
Sept. 10	Ariz. St.	0-0-0	0.0	0.0	0	0	0	0	0
Sept. 17	UAPB	3-0-3	0.0	0.0	0	1	0	0	0
Oct. 1	at Baylor	0-0-0	0.0	0.0	0	0	0	0	0
Oct. 8	TTU			DNP					
Oct. 15	at TCU	0-0-0	0.0	0.0	0	0	0	0	0
Oct. 22	Texas	2-0-2	0.0	0.0	0	0	0	0	0
Oct. 29	at K-State	3-0-3	0.0	0.0	0	0	0	0	0
Nov. 5	at Kansas	3-0-3	0.0	0.0	0	0	0	0	0
Nov. 12	Iowa State	0-0-0	0.0	0.0	0	0	0	0	0
Nov. 19	at Okla.	0-0-0	0.0	0.0	0	0	0	0	0
Nov. 26	WVU	2-5-7	0.5-1	0.0	0	0	0	0	0
Dec. 27	vs. Wisc.	2-3-5	1.5-5	1.0-4	0	1	0	1	0

Rawls' Career Stats

Year	GP	UT-AT-TFL	TFL	Sacks	INT	PBU	QBH	FF	FR	BK
2021	2	0-0-0	0.0	0.	0	0	0	0	0	0
2022	12	16-8-24	2.0	1.0	0	2	0	1	0	0
Career	14	16-8-24	2.0	1.0	0	2	0	1	0	0



Player Bios



26 Jordan Reagan

Cornerback | 6-1 | 184 | R-Junior
Okmulgee, Okla./Bixby

Pronounced RAY-gin

2021 First Team Academic All-Big 12
2022 First Team Academic All-Big 12

Career Highs

Tackles	1, 3x, last vs. UAPB, 2022
TFL	No career TFL
Sacks	No career sacks
Interceptions	No career interceptions
PBU	No career PBU

A skilled player who has been a valuable asset on special teams.

2022 (Sophomore): A first team Academic All-Big 12 honoree for the second straight season ... Played in 10 games, mostly on special teams ... Had an assisted tackle in the win over UAPB.

2021 (Freshman): First team Academic All-Big 12 honoree ... Played in 11 games, mainly on special teams ... Recorded a solo tackle against Kansas and an assisted tackled against Texas Tech.

2020: Redshirt.

High School: Played for coach Loren Montgomery at Bixby ... Helped lead the Spartans to back-to-back state championships in 2018 and 2019 ... Played on both sides of the ball for a loaded Bixby team ... Excelled on defense where he had 32 tackles and three interceptions in his senior season ... Also ran track at Bixby ... Placed third in the 400-meter dash at the state track meet ... Rated as a three-star prospect by *ESPN*, *Rivals* and *247Sports* ... Listed as the No. 74 cornerback in the 2020 class and the No. 14 player out of Oklahoma by *ESPN* ... *247Sports* composite ranking tabbed him as the No. 16 player in Oklahoma ... Rated No. 20 on *The Oklahoman's* Super 30 recruit rankings ... Chose Oklahoma State over offers from Army, Memphis, Tulsa and others.

Personal: Jordan Demont Reagan was born in Tulsa, Okla. ... Son of Jennifer Reagan and Dion Davis ... His uncle was a walk-on football player at Oklahoma State ... Focused on pre-med studies at OSU.

Reagan's 2021 Game-by-Game Stats

Date	Opp.	UT-AT-TT	TFL	Sacks	INT	PBU	QBH	FF	FR	BK
Sept. 4	Missouri St.			DNP						
Sept. 11	Tulsa	0-0-0	0.0	0.0	0	0	0	0	0	0
Sept. 18	at Boise St.	0-0-0	0.0	0.0	0	0	0	0	0	0
Sept. 25	K-State	0-0-0	0.0	0.0	0	0	0	0	0	0
Oct. 2	Baylor	0-0-0	0.0	0.0	0	0	0	0	0	0
Oct. 16	at Texas	0-0-0	0.0	0.0	0	0	0	0	0	0
Oct. 23	at Iowa St.	0-0-0	0.0	0.0	0	0	0	0	0	0
Oct. 30	Kansas	1-0-1	0.0	0.0	0	0	0	0	0	0
Nov. 6	at WVU	0-0-0	0.0	0.0	0	0	0	0	0	0
Nov. 13	TCU			DNP						
Nov. 20	at TTU	0-1-1	0.0	0.0	0	0	0	0	0	0
Nov. 27	Oklahoma	0-0-0	0.0	0.0	0	0	0	0	0	0
Dec. 4	Baylor	0-0-0	0.0	0.0	0	0	0	0	0	0
Dec. 27	vs. UND			DNP						

Reagan's 2022 Game-by-Game Stats

Date	Opp.	UT-AT-TT	TFL	Sacks	INT	PBU	QBH	FF	FR	BK
Sept. 1	Gen. Mich.	0-0-0	0.0	0.0	0	0	0	0	0	0
Sept. 10	Ariz. St.	0-0-0	0.0	0.0	0	0	0	0	0	0
Sept. 17	UAPB	0-1-1	0.0	0.0	0	0	0	0	0	0
Oct. 1	at Baylor	0-0-0	0.0	0.0	0	0	0	0	0	0
Oct. 8	TTU	0-0-0	0.0	0.0	0	0	0	0	0	0
Oct. 15	at TCU	0-0-0	0.0	0.0	0	0	0	0	0	0
Oct. 22	Texas	0-0-0	0.0	0.0	0	0	0	0	0	0
Oct. 29	at K-State	0-0-0	0.0	0.0	0	0	0	0	0	0
Nov. 5	at Kansas	0-0-0	0.0	0.0	0	0	0	0	0	0
Nov. 12	Iowa State			DNP						
Nov. 19	at Okla.			DNP						
Nov. 26	WVU			DNP						
Dec. 27	vs. Wisc.	0-0-0	0.0	0.0	0	0	0	0	0	0

Reagan's Career Stats

Year	GP	UT-AT-TT	TFL	Sacks	INT	PBU	QBH	FF	FR	BK
2021	11	1-1-2	0.0	0.0	0	0	0	0	0	0
2022	10	0-1-1	0.0	0.0	0	0	0	0	0	0
Career	21	1-2-3	0.0	0.0	0	0	0	0	0	0



53 Sean Rich

Offensive Line | 6-6 | 290 | Freshman
Waukomis, Okla./Pioneer

An in-state product who walked on in 2023.

High School: Played for coach August Overstreet at Pioneer ... A talented offensive lineman and defensive lineman who was a force up front on both sides during his high school career ... Played in the 2022 Blue-Grey All-American Bowl his senior year.

Personal: Son of Mike Rich and Denita Day.



90 AJ Ridener

Defensive Tackle | 6-1 | 321 | R-Freshman
Jenks, Okla./Jenks

A walk-on who won a state championship as a high school senior.

2022: Redshirt ... Did not see any game action ... Named OSU's defensive scout team player of the week vs. TCU.

High School: Played for coach Keith Riggs at Jenks ... As a senior he was a key member of a team who finished as Oklahoma 6A-I state champions with an overall record of 13-1 ... Named the defensive tackle of the year in his district.

Personal: First name is Alijah ... Son of Dani Ridener.



22 Jeff Roberson

Linebacker | 6-1 | 230 | R-Junior
Harrah, Okla./Choctaw

2021 First Team Academic All-Big 12

Pronounced ROB-er-son

Became a consistent special teams performer in 2021 ... A three-sport performer in high school who played on both sides of the ball for Choctaw.

2022 (Junior): Missed the season due to injury.

2021 (Freshman): A first team Academic All-Big 12 honoree ... Played in 12 games, mostly on special teams ... Finished the season with four tackles, including three solo stops ... Named OSU's Special Teams Player of the Week vs. Tulsa after recording two tackles ... Also had a tackle against Kansas and another in the Big 12 Championship game ... Served as a game captain for OSU's win over TCU.

2020: Played in the final four games of the season, covering kickoffs on the special teams unit.

Player Bios

High School: Played for coach Jake Corbin at Choctaw ... Helped lead the Yellow Jackets to the Oklahoma 6A Division 2 state semifinals as a senior ... Contributed on offense for Choctaw, but excelled on the defensive side of the ball ... Also played basketball and competed in track and field ... Rated as a three-star prospect by *Rivals* and *247Sports* ... Ranked as the No. 37 inside linebacker in the class of 2020 by *ESPN* ... *247Sports* composite ranking listed him as the No. 17 player in the state of Oklahoma ... No. 8 on *The Oklahoman's* Super 30 recruit rankings ... Chose Oklahoma State over Kansas, Minnesota, Memphis, Nebraska and other offers.

Personal: Jeffrey Roberson was born in Midwest City, Oklahoma ... Son of Aaron Roberson and Deedee Devine ... Father played offensive line at Central Oklahoma and older brother, Logan, played offensive line at Oklahoma ... Studying sports management.

Roberson's Career Stats

Year	GP	UT-AT-TT	TFL	Sacks	INT	PBU	QBH	FF	FR	BK
2020	4	0-0-0	0.0	0.0	0	0	0	0	0	0
2021	12	3-1-4	0.0	0.0	0	0	0	0	0	0
2022				DNP						
Career	16	3-1-4	0.0	0.0	0	0	0	0	0	0



39 Parker Robertson

Safety | 5-11 | 180 | R-Sophomore
Dallas, Texas/Dallas Christian

2022 First Team Academic All-Big 12

A walk-on who has played on special teams.

2022 (Freshman): A first team Academic All-Big 12 honoree ... Played in 12 of OSU's 13 games ... The only game he didn't play in was against Arizona State ... Finished the year seven total tackles, four of which were solo stops ... Made two tackles against both Iowa State and UAPB ... Credited with one tackle each against Texas, Oklahoma and West Virginia ... Named OSU's special teams player of the week vs. Iowa State.

2021: Redshirt ... Did not see any game action.

High School: Played for coach Mike Wheeler at Dallas Christian ... Helped his team to a 10-1 record with an appearance in the TAPPS Division II championship game ... Finished his senior year leading the team with more than 500 receiving yards and more than 300 return yards ... Added about 50 tackles and multiple interceptions.

Personal: Son of Craig and Shawna Robertson.




19 Gabriel Rodriguez

Safety | 5-9 | 165 | Freshman
Wagoner, Okla./Wagoner

An in-state product who walked on in 2023 ... The younger brother of former OSU All-America linebacker Malcolm Rodriguez.

High School: Played for coach Dale Condit at Wagoner ... Named the defensive MVP of his district following his senior season, in which he helped lead his team to a state championship ... In his final year he had more than 100 tackles and picked off three passes, one of which he returned for a touchdown ... Played several positions on offense as well, totaling 774 rushing yards and 691 receiving yards with 19 total touchdowns ... Also a talented wrestler and baseball player.

Personal: Son of Roman and Shanna Rodriguez ... His brother, Roman, played football at Northeastern State University and brother, Malcolm, was an All-America linebacker at Oklahoma State and now plays for the Detroit Lions.



54 Jude Ropp

Offensive Line | 6-4 | 280 | Freshman
Stillwater, Okla./Stillwater

A Stillwater product who walked on in 2023.

High School: Played for coach Tucker Barnard at Stillwater ... A force up front who helped lead his team to its first state championship since 1967 in his senior season.

Personal: Son of Christopher and Alysia Ropp.



56 Xavier Ross

Defensive Tackle | 6-4 | 290 | R-Senior
Cedar Hill, Texas/Cedar Hill

Career Highs

Tackles	2, 3x, last vs. Wisconsin, 2022
TFL	1.0, twice, last vs. Wisconsin, 2022
Sacks	No career sacks
PBU	No career PBU

A developing prospect on the defensive line who has saw his first four starts in 2022.

2022 (Junior): Played in 10 games and earned the first four starts of his career in the final four games of the season ... Finished the year with 11 tackles, eight of which were solo stops ... Had two tackles for loss with one against UAPB and another in the Guaranteed Rate Bowl against Wisconsin ... Added a quarterback hurry in the game at Oklahoma.

2021 (Sophomore): Saw action in three games, playing against Kansas, West Virginia and Notre Dame ... Recorded a quarterback hurry against West Virginia and two more against Notre Dame.

2020 (Freshman): Saw late-game action in wins over Kansas and Baylor ... Recorded an assisted tackle at Kansas.

2019: Redshirted, but did see action against McNeese ... Did not record any statistics.

High School: Played for coach Carlos Lynn at Cedar Hill ... Logged 27 tackles, including 20 solo stops during the 2018 season, according to *MaxPreps* ... Recorded 11 tackles for loss, five sacks and four quarterback hurries during his senior campaign, per *MaxPreps* ... Anchored a Cedar Hill defense that held opponents to seven points or less five times in 2018, including two shutout victories over Denton Guyer and Grand Prairie ... Second-team *Dallas Morning News* All-Area Team, honorable mention Associated Press Sports Editors All-State team, and was District 7-6A-1 Defensive Player of the Year ... Appeared in the Texas UIL state playoffs on three occasions in his high school career ... Rated as a three-star prospect by *247Sports*, *ESPN* and *Rivals* ... *ESPN* slotted him at No. 75 among defensive tackles in the national class and No. 157 overall in the state of Texas ... Chose Oklahoma State over reported interest from Baylor, Indiana, Purdue, Vanderbilt and others.

Player Bios

Personal: Son of Derrick and Xiomara Ross ... Management major.

Ross's 2020 Game-by-Game Stats

Date	Opp.	UT-AT-TT	TFL	Sacks	INT	PBU	QBH	FF	FR	BK
Sept. 19	Tulsa			DNP						
Sept. 26	WVU			DNP						
Oct. 3	at Kansas	0-1-1	0.0	0.0	0	0	0	0	0	0
Oct. 24	Iowa State			DNP						
Oct. 31	Texas			DNP						
Nov. 7	at K-State			DNP						
Nov. 21	at Okla.			DNP						
Nov. 28	TTU			DNP						
Dec. 5	at TCU			DNP						
Dec. 12	at Baylor	0-0-0	0.0	0.0	0	0	0	0	0	0
Dec. 29	vs. UM (FL)			DNP						

Ross's 2021 Game-by-Game Stats

Date	Opp.	UT-AT-TT	TFL	Sacks	INT	PBU	QBH	FF	FR	BK
Sept. 4	Missouri St.			DNP						
Sept. 11	Tulsa			DNP						
Sept. 18	at Boise St.			DNP						
Sept. 25	K-State			DNP						
Oct. 2	Baylor			DNP						
Oct. 16	at Texas			DNP						
Oct. 23	at Iowa St.			DNP						
Oct. 30	Kansas	0-0-0	0.0	0.0	0	0	0	0	0	0
Nov. 6	at WVU	0-0-0	0.0	0.0	0	0	1	0	0	0
Nov. 13	TCU			DNP						
Nov. 20	at TTU			DNP						
Nov. 27	Oklahoma			DNP						
Dec. 4	Baylor			DNP						
Dec. 27	vs. UND	0-0-0	0.0	0.0	0	0	2	0	0	0

Ross' 2022 Game-by-Game Stats

Date	Opp.	UT-AT-TT	TFL	Sacks	INT	PBU	QBH	FF	FR	BK
Sept. 1	Ken. Mich.	0-0-0	0.0	0.0	0	0	0	0	0	0
Sept. 10	Ariz. St.			DNP						
Sept. 17	UAPB	1-1-2	1.0-1	0.0	0	0	0	0	0	0
Oct. 1	at Baylor			DNP						
Oct. 8	TTU			DNP						
Oct. 15	at TCU	1-0-1	0.0	0.0	0	0	0	0	0	0
Oct. 22	Texas	1-0-1	0.0	0.0	0	0	0	0	0	0
Oct. 29	at K-State			DNP						
Nov. 5	at Kansas	1-0-1	0.0	0.0	0	0	0	0	0	0
Nov. 12	Iowa State	1-0-1	0.0	0.0	0	0	0	0	0	0
Nov. 19	at Okla.	0-1-1	0.0	0.0	0	0	1	0	0	0
Nov. 26	WVU	1-1-2	0.0	0.0	0	0	0	0	0	0
Dec. 27	vs. Wisc.	2-0-2	1.0-2	0.0	0	0	0	0	0	0

Ross' Career Stats

Year	GP	UT-AT-TT	TFL	Sacks	INT	PBU	QBH	FF	FR	BK
2019	1	0-0-0	0.0	0.0	0	0	0	0	0	0
2020	2	0-1-1	0.0	0.0	0	0	0	0	0	0
2021	3	0-0-0	0.0	0.0	0	0	3	0	0	0
2022	10	8-3-11	2.0	0.0	0	0	1	0	0	0
Career	16	8-4-12	2.0	0.0	0	0	4	0	0	0



9 Trey Rucker

Safety | 6-0 | 207 | R-Senior
Fairfax, Va./Flint Hill/Wake Forest

Career Highs

Tackles 10, twice, last vs. Michigan St., 2019 (at WF)
TFL 1.0, twice, last at Clemson, 2019 (at WF)
Pass Break Ups 1, twice, last vs. Wisconsin, 2022
Interceptions 1, 3x, last vs. Wisconsin, 2022
Sacks No career sacks

A transfer who began his career at Wake Forest and made an impact in the final game of 2022.

2022: Redshirt ... Saw action only in the final game, making a big impact in the Guaranteed Rate Bowl against Wisconsin ... Broke up a third-down pass on the five-yard line to force a field goal on the Badgers' first possession of the game ... On the next Wisconsin possession, he caught a Wisconsin ball-carrier from behind on the far side of the field to prevent a touchdown and then intercepted a pass in the end zone and returned it to the OSU 16-yard line, which jump-started a one-play Cowboy touchdown drive ... Made three tackles in the game and two were solo stops.

2021 (Junior): Played in all 14 games in his first season at Oklahoma State, mostly on special teams ... Had a season-high three tackles in the win at West Virginia, two-tackle games against Kansas, TCU and Oklahoma and one tackle against Iowa State ... One of his tackles against the Jayhawks was for a loss ... Earned OSU's Co-Special Teams Player of the Week for his performance in OSU's Bedlam win over No. 10 Oklahoma ... Finished the year with 10 total tackles.

2020 (Sophomore at Wake Forest): Played in five of Wake Forest's nine games ... Finished the year with 19 total tackles, including 12 solo stops ... Grabbed the second interception of his career against Syracuse ... Also credited with a pass breakup on the year ... Had a season-best eight tackles in the win at Syracuse.

2019 (Freshman at Wake Forest): Made nine starts while appearing in all 13 games as a true freshman ... Tied for fourth on the team with 65 tackles, the fourth-most by a Wake Forest freshman ... Finished fourth among freshmen in the ACC in tackles per game at 5.0 ... Saw his first action and made the first interception of the year in the end zone vs. Utah State ... Ended the season with 10 tackles each in the regular season finale at Syracuse and vs. Michigan State in the New Era Pinstripe Bowl ... Recorded tackles for loss

against Florida State and Clemson ... Tied for the team lead with six tackles against NC State ... Tied for team lead in tackles at Syracuse and led the team in stops vs. Michigan State ... His 661 snaps were the most among Wake's true freshmen in 2019 ... Recorded a game-high of 81 plays against Syracuse ... Received his first varsity letter.

High School: A team captain at Flint Hill ... Ranked as a three-star athlete by 247Sports and ESPN ... Considered one of the top 25 prospects in Virginia by Rivals, 247Sports and ESPN ... Helped Flint Hill to the 2018 Virginia Division I state championship ... A first team all-state selection as a senior and junior ... Three-time All-Mid-Atlantic Athletic Conference honoree ... Flint Hill's Defensive Player of the Year in 2018 ... Helped the Huskies to consecutive 11-0 seasons under coach Tom Verbanic ... Had 18 receptions for 404 yards and 10 touchdowns as a senior ... Had a 60-yard punt return touchdown and an interception vs. Maret ... As a junior in 2017 he made 13 catches for 298 yards and two touchdowns while adding 55 tackles, four tackles for loss, and three interceptions ... Caught four passes, two for touchdowns, as a sophomore in 2016.

Personal: Son of Reggie Rucker and Mellissa Willoby ... Economics major.

Rucker's 2019 Game-by-Game Stats (at Wake Forest)

Date	Opp.	UT-AT-TT	TFL	Sacks	INT	PBU	QBH	FF	FR	BK
Aug. 30	Utah St.	3-2-5	0.0	0.0	1-0	0	0	0	0	0
Sept. 6	at Rice	0-0-0	0.0	0.0	0	0	0	0	0	0
Sept. 13	N. Carolina	1-1-2	0.0	0.0	0	0	0	0	0	0
Sept. 21	Elon	0-3-3	0.0	0.0	0	0	0	0	0	0
Sept. 28	at BC	2-3-5	0.0	0.0	0	0	0	0	0	0
Oct. 12	Louisville	3-1-4	0.0	0.0	0	0	0	0	0	0
Oct. 19	Florida St.	8-0-8	1.0-5	0.0	0	0	0	0	0	0
Nov. 2	NC State	4-2-6	0.0	0.0	0	0	0	0	0	0
Nov. 9	at Va. Tech	3-2-5	0.0	0.0	0	0	0	0	0	0
Nov. 16	at Clemson	3-0-3	1.0-3	0.0	0	0	0	0	0	0
Nov. 23	Duke	2-2-4	0.0	0.0	0	0	0	0	0	0
Nov. 30	at Syracuse	4-6-10	0.0	0.0	0	0	0	0	1	0
Dec. 27	vs. Mich. St.	6-4-10	0.0	0.0	0	0	0	0	0	0

Rucker's 2020 Game-by-Game Stats (at Wake Forest)

Date	Opp.	UT-AT-TT	TFL	Sacks	INT	PBU	QBH	FF	FR	BK
Oct. 2	Campbell	1-3-4	0.0	0.0	1-0	0	0	0	0	0
Oct. 17	Virginia	2-2-4	0.0	0.0	0	0	0	0	0	0
Oct. 24	Va. Tech	2-0-2	0.0	0.0	0	0	0	0	0	0
Oct. 31	at Syracuse	6-2-8	0.0	0.0	1-0	1	0	0	0	0
Nov. 14	at N. Car.	1-0-1	0.0	0.0	0	0	0	0	0	0

Rucker's 2021 Game-by-Game Stats

Date	Opp.	UT-AT-TT	TFL	Sacks	INT	PBU	QBH	FF	FR	BK
Sept. 4	Missouri St.	0-0-0	0.0	0.0	0	0	0	0	0	0
Sept. 11	Tulsa	0-0-0	0.0	0.0	0	0	0	0	0	0
Sept. 18	at Boise St.	0-0-0	0.0	0.0	0	0	0	0	0	0
Sept. 25	K-State	0-0-0	0.0	0.0	0	0	0	0	0	0
Oct. 2	Baylor	0-0-0	0.0	0.0	0	0	0	0	0	0
Oct. 16	at Texas	0-0-0	0.0	0.0	0	0	0	0	0	0
Oct. 23	at Iowa St.	1-0-1	0.0	0.0	0	0	0	0	0	0
Oct. 30	Kansas	2-0-2	1.0-1	0.0	0	0	0	0	0	0
Nov. 6	at WVU	3-0-3	0.0	0.0	0	0	0	0	0	0
Nov. 13	TCU	2-0-2	0.0	0.0	0	0	0	0	0	0
Nov. 20	at TTU	0-0-0	0.0	0.0	0	0	0	0	0	0
Nov. 27	Oklahoma	2-0-2	0.0	0.0	0	0	0	0	0	0
Dec. 4	Baylor	0-0-0	0.0	0.0	0	0	0	0	0	0
Jan. 1	Notre Dame	0-0-0	0.0	0.0	0	0	0	0	0	0

Player Bios

Rucker's 2022 Game-by-Game Stats

Date	Opp.	UT-AT-TT	TFL	Sacks	INT	PBU	QBH	FF	FR	BK
Sept. 1	Cen. Mich.			DNP						
Sept. 10	Ariz. St.			DNP						
Sept. 17	UAPB			DNP						
Oct. 1	at Baylor			DNP						
Oct. 8	TTU			DNP						
Oct. 15	at TCU			DNP						
Oct. 22	Texas			DNP						
Oct. 29	at K-State			DNP						
Nov. 5	at Kansas			DNP						
Nov. 12	Iowa State			DNP						
Nov. 19	at Okla.			DNP						
Nov. 26	WVU			DNP						
Dec. 27	vs. Wisc.	2-1-3	0.0	0.0	1-16	1	0	0	0	0

Rucker's Career Stats

Year	GP	UT-AT-TT	TFL	Sacks	INT	PBU	QBH	FF	FR	BK
2019(WF)	13	39-26-65	2.0	0.0	1	0	0	0	1	0
2020(WF)	5	12-7-19	0.0	0.0	1	1	0	0	0	0
2021	14	10-0-10	1.0	0.0	0	0	0	0	0	0
2022	1	2-1-3	0.0	0.0	1	1	0	0	0	0
Career	33	63-34-97	3.0	0.0	3	2	0	0	1	0



75 Jakobe Sanders

Offensive Line | 6-3 | 336 | Freshman
Stillwater, Okla./Stillwater

A local product who 247Sports ranked as the No. 17 overall prospect in Oklahoma in the 2023 class.

High School: Played for coach Tucker Barnard at Stillwater... Earned district lineman of the year honors ... First-team all-state and first-team all-conference ... Helped lead his team to a 14-0 record and the class 6A state championship as a senior in 2022 ... Also a talented wrestler and owns the Stillwater back squat record at 605 pounds ... Earned a spot on the honor roll and maintained a 4.0 grade point average.

Personal: Jakobe Sanders was born in Stillwater ... Son of Joe and Keysha Sanders ... Grandfather, Robert Turner, played football for Oklahoma State and the Miami Dolphins... Plans to study strength and health science.



38 Jake Schultz

Fullback | 6-3 | 241 | R-Senior
Prague, Okla./Prague

2020 First Team Academic All-Big 12
2021 First Team Academic All-Big 12
2022 First Team Academic All-Big 12

Career Highs

Tackles 1, 5x, last at Kansas State, 2022
Receptions 1, twice, last vs. Texas Tech, 2022
Receiving Yards 13 vs. Central Michigan, 2022

Started his career as a walk-on and earned a scholarship prior to the 2022 season ... Has been a contributor on special teams throughout his career and became an offensive starter in 2022 ... Moved from linebacker to defensive end in the spring of 2021 and then to a tight end/fullback role in the spring of 2022.

2022 (Junior): A first team Academic All-Big 12 honoree for a third straight season ... An honorable mention All-Big 12 pick by the league's coaches after mainly serving as a lead blocker in the Cowboy offense ... Played in all 13 games and earned the first three starts of his career against UAPB, Baylor and Texas Tech ... Made two catches on the year ... The first was a 13-yard grab in the season opener against Central Michigan and the second went for three yards against Texas Tech ... Made one tackle on the year, coming against Kansas State ... Named the OSU special teams player of the week in the win over Texas ... Served as a game captain for the win over Iowa State.

2021 (Sophomore): A first team Academic All-Big 12 honoree ... Played in all 14 games, mainly on special teams ... Recorded an assisted tackle against Tulsa and another in the PlayStation Fiesta Bowl win over Notre Dame ... Served as a game captain against Kansas State and West Virginia.

2020 (Freshman): A first team Academic All-Big 12 honoree ... Played in 10 of OSU's 11 games, missing only the second game of the year vs. West Virginia ... Received OSU's Special Teams Player of the Game honor for his performance against Kansas after he made a big hit on KU star Pooka Williams during a kickoff return in the second quarter ... Recorded three tackles with two solo stops on the season ... His tackles came in wins over Kansas, Baylor and Miami ... Named the scout team defensive player of the week vs. both West Virginia and Texas Tech.

2019: Redshirt.

High School: Played for coach John Graham at Prague ... Excelled on both sides of the ball from his sophomore year on as a linebacker and receiver/tight end ... Recorded six receptions for 292 yards and five touchdowns in a win over Bethel during his junior season ... Made 50 tackles and two catches for 16 yards as a sophomore, playing in all 11 games ... Also played baseball ... Chose to walk on at Oklahoma State over reported offers from New Mexico State and Texas State.

Personal: Full name is Jake Kohl Schultz ... Forest Ecology and Management major.

Schultz's 2020 Game-by-Game Stats (Defense)

Date	Opp.	UT-AT-TT	TFL	Sacks	INT	PBU	QBH	FF	FR	BK
Sept. 19	Tulsa	0-0-0	0	0	0	0	0	0	0	0
Sept. 26	WVU			DNP						
Oct. 3	at Kansas	1-0-1	0	0	0	0	0	0	0	0
Oct. 24	Iowa State	0-0-0	0	0	0	0	0	0	0	0
Oct. 31	Texas	0-0-0	0	0	0	0	0	0	0	0
Nov. 7	at K-State	0-0-0	0	0	0	0	0	0	0	0
Nov. 21	at Okla.	0-0-0	0	0	0	0	0	0	0	0
Nov. 28	TTU	0-0-0	0	0	0	0	0	0	0	0
Dec. 5	at TCU	0-0-0	0	0	0	0	0	0	0	0
Dec. 12	at Baylor	1-0-1	0	0	0	0	0	0	0	0
Dec. 29	vs. UM (FL)	0-1-1	0	0	0	0	0	0	0	0

Schultz's 2021 Game-by-Game Stats (Defense)

Date	Opp.	UT-AT-TT	TFL	Sacks	INT	PBU	QBH	FF	FR	BK
Sept. 4	Missouri St.	0-0-0	0	0	0	0	0	0	0	0
Sept. 11	Tulsa	0-1-1	0	0	0	0	0	0	0	0
Sept. 18	at Boise St.	0-0-0	0	0	0	0	0	0	0	0
Sept. 25	K-State	0-0-0	0	0	0	0	0	0	0	0
Oct. 2	Baylor	0-0-0	0	0	0	0	0	0	0	0
Oct. 16	at Texas	0-0-0	0	0	0	0	0	0	0	0
Oct. 23	at Iowa St.	0-0-0	0	0	0	0	0	0	0	0
Oct. 30	Kansas	0-0-0	0	0	0	0	0	0	0	0
Nov. 6	at WVU	0-0-0	0	0	0	0	0	0	0	0
Nov. 13	TCU	0-0-0	0	0	0	0	0	0	0	0
Nov. 20	at TTU	0-0-0	0	0	0	0	0	0	0	0
Nov. 27	Oklahoma	0-0-0	0	0	0	0	0	0	0	0
Dec. 4	Baylor	0-0-0	0	0	0	0	0	0	0	0
Jan. 1	Notre Dame	0-1-1	0	0	0	0	0	0	0	0

Schultz's 2022 Game-by-Game Receiving Stats

Date	Opponent	No.	Yds.	TD	Long
Sept. 1	Central Michigan	1	13	0	13
Sept. 10	Arizona State	0	0	0	0
Sept. 17	Ark.-Pine Bluff	0	0	0	0
Oct. 1	at Baylor	0	0	0	0
Oct. 8	Texas Tech	1	3	0	3
Oct. 15	at TCU	0	0	0	0
Oct. 22	Texas	0	0	0	0
Oct. 29	at Kansas State	0	0	0	0
Nov. 5	at Kansas	0	0	0	0
Nov. 12	Iowa State	0	0	0	0
Nov. 19	at Oklahoma	0	0	0	0
Nov. 26	West Virginia			DNP	
Dec. 28	vs. Wisconsin	0	0	0	0

Schultz's Career Defensive Stats

Year	GP	UT-AT-TT	TFL	Sacks	INT	PBU	QBH	FF	FR	BK
2020	10	2-1-3	0.0	0.0	0	0	0	0	0	0
2021	14	0-2-2	0.0	0.0	0	0	0	0	0	0
2022	13	1-0-1	0.0	0.0	0	0	0	0	0	0
Career	37	3-3-6	0.0	0.0	0	0	0	0	0	0

Player Bios

Schultz's Career Receiving Stats

Year	G	Rec.	Yds.	Avg.	TD	Long	Avg./G
2020	10	0	0	0.0	0	0	0.0
2021	14	0	0	0.0	0	0	0.0
2022	13	2	16	8.0	0	13	1.2
Career	37	2	16	8.0	0	13	0.4



14 Nick Session

Safety | 6-0 | 193 | R-Junior
Gardena, Calif./East (UT)

Career Highs

Tackles	4 vs. Kansas, 2021
TFL	No career TFL
Interceptions	1 vs. Kansas, 2021
PBU	No career PBU

A young safety who was an early enrollee in the spring of 2020 ... Saw playing time in his first two seasons on campus before missing 2022.

2022 (Sophomore): Missed the season due to injury.

2021 (Freshman): Played in five games, mostly on special teams ... Played at safety in second half of the win over Kansas and made one of the highlight plays of the day when he intercepted a pass and return it 27 yards for the second-longest interception return of the season ... Also led the team with four solo tackles in the game, account for his four tackles in his season totals.

2020: Played in three games, seeing limited action against Kansas, Texas and Baylor ... Recorded a solo tackle in the game against UT.

High School: Played for coach Brandon Matich at East High School in Salt Lake City ... Led the Leopards to a 10-4 record and an appearance in the Class 6A state semifinals ... Named All-Region 3 Overall Specialist MVP as a senior ... As a junior, had 57 tackles, 10 tackles for loss, 11 pass break-ups and three interceptions ... Was a Utah State commit before visiting Oklahoma State Nov. 16 and flipping his commitment to the Cowboys ... Rated as a three-star recruit by *247Sports* and *ESPN* ... Ranked the No. 108 safety in the class of 2020 ... *247Sports* composite ranking listed him as the No. 13 player in the state of Utah ... Held other offers from Hawai'i, Oregon State and BYU.

Personal: Full name is Nicolas Tramale Session ... Son of Mel and Nikki Session ... Economics major.

Session's 2020 Game-by-Game Stats

Date	Opp.	UT-AT-TT	TFL	Sacks	INT	PBU	QBH	FF	FR	BK
Sept. 19	Tulsa			DNP						
Sept. 26	WVU			DNP						
Oct. 3	at Kansas	0-0-0	0.0	0.0	0	0	0	0	0	0
Oct. 24	Iowa State			DNP						
Oct. 31	Texas	1-0-1	0.0	0.0	0	0	0	0	0	0
Nov. 7	at K-State			DNP						
Nov. 21	at Okla.			DNP						
Nov. 28	TTU			DNP						
Dec. 5	at TCU			DNP						
Dec. 12	at Baylor	0-0-0	0.0	0.0	0	0	0	0	0	0
Dec. 29	vs. UM (FL)			DNP						

Session's 2021 Game-by-Game Stats

Date	Opp.	UT-AT-TT	TFL	Sacks	INT	PBU	QBH	FF	FR	BK
Sept. 4	Missouri St.			DNP						
Sept. 11	Tulsa			DNP						
Sept. 18	at Boise St.	0-0-0	0.0	0.0	0	0	0	0	0	0
Sept. 25	K-State	0-0-0	0.0	0.0	0	0	0	0	0	0
Oct. 2	Baylor			DNP						
Oct. 16	at Texas			DNP						
Oct. 23	at Iowa St.			DNP						
Oct. 30	Kansas	4-0-4	0.0	0.0	1-27	0	0	0	0	0
Nov. 6	at WVU			DNP						
Nov. 13	TCU	0-0-0	0.0	0.0	0	0	0	0	0	0
Nov. 20	at TTU			DNP						
Nov. 27	Oklahoma			DNP						
Dec. 4	Baylor			DNP						
Dec. 27	vs. UND	0-0-0	0.0	0.0	0	0	0	0	0	0

Session's Career Stats

Year	GP	UT-AT-TT	TFL	Sacks	INT	PBU	QBH	FF	FR	BK
2020	3	1-0-1	0.0	0.0	0	0	0	0	0	0
2021	5	4-0-4	0.0	0.0	1	0	0	0	0	0
2022				DNP						
Career	8	5-0-5	0.0	0.0	1	0	0	0	0	0



11 Tabry Shettron

Tight End | 6-4 | 231 | R-Freshman
Edmond, Okla./Santa Fe

Pronounced TAY-bree SHEH-tron

A redshirt freshman who spent his first season developing in the program ... Brother of OSU wide receiver Talyn Shettron.

2022: Redshirt ... Did not see any in-game action ... Named OSU's special teams scout team player of the week vs. Baylor and the offensive scout team player of the week vs. Texas.

High School: Played for coach Kyle White at Santa Fe ... Helped lead the Wolves to the Class 6A state championship game his junior year by catching four touchdown passes in the playoffs ... Of his 19 receptions in 2020, six went for touchdowns (one touchdown per every 3.2 receptions)

... Made a significant contribution to the team with his talent as a blocker ... Recognized as the COAC Tight End of the Year and earned the Oklahoma Athletic Award ... Also played basketball ... Member of the National Honor Society ... Recognized with the Oklahoma DECA Achievement Award ... Participated in FCA and freshman mentoring ... Enrolled early at OSU in the spring ... *ESPN* and *247Sports* ranked him among the top 25 overall players in the state of Oklahoma ... *ESPN* ranked him as the No. 38 tight end prospect in the national class and *247Sports* tabbed him as the nation's No. 93 tight end recruit ... Chose Oklahoma State over offers from Kansas State, Air Force, Utah State, Yale, Penn, UAB and others.

Personal: Tabry Shettron was born in Edmond ... Son of Trevor and Courtney Shettron ... Plans to major in entrepreneurship ... Father played football at Colorado College ... Brother, Talyn, also plays for OSU ... Tabry is six months older than Talyn ... The brothers are adopted and have a younger brother, Trace.



2 Talyn Shettron

Wide Receiver | 6-2 | 195 | R-Freshman
Edmond, Okla./Santa Fe

Pronounced TAL-in SHEH-tron

Career Highs

Receptions	2 vs. UAPB, 2022
Receiving Yards	21 vs. UAPB, 2022
Receiving TDs	1 vs. UAPB, 2022
Long Reception	16 vs. UAPB, 2022

A redshirt freshman who scored a touchdown in 2022 ... Brother of OSU tight end Tabry Shettron.

2022: Played in four games while taking redshirt season, seeing the field against UAPB, Texas, Kansas State and Wisconsin ... Finished the year with three catches for 31 yards and a touchdown ... Had two receptions for 21 yards against UAPB, including a 16-yard touchdown that marked his longest catch of the season ... His other catch went for 10 yards in the Guaranteed Rate Bowl against Wisconsin.

High School: Played for coach Kyle White at Santa Fe ... An Under Armour All-American who also secured All-America recognition from Sports Illustrated and MaxPreps ... Recognized as the conference offensive player of the year ... Had 211 receptions for 3,194 yards and 36 touchdowns during his prep career ... First-team all-state as

Player Bios

a junior by *The Oklahoman* ... Member of the Honor Society ... Also competed in basketball and track and field ... Participated in extracurricular activities such as Deca and the Fellowship of Christian Athletes ... Enrolled early in the spring of 2022 ... A unanimous four-star prospect by *ESPN*, *247Sports* and *Rivals* ... A member of the *ESPN300* who was ranked as the No. 73 overall prospect in the national class ... *Rivals* ranked him as the nation's No. 86 overall prospect and *247Sports* had him at No. 97 ... *ESPN* listed him as the eighth-best receiver in the national class, with *Rivals* (11th) and *247Sports* (13th) also ranking him among the top 15 in America at his position ... All three outlets listed him as the No. 2 overall prospect in the state of Oklahoma ... Chose Oklahoma State over reported offers from Oklahoma, Notre Dame, Texas, Texas A&M, Florida State, Miami (Fla.), Baylor, Arkansas, Kansas State and others.

Personal: Talyn Shettron was born in Oklahoma City ... Son of Trevor and Courtney Shettron ... Father played football at Colorado College ... Brother, Tabry, also plays for OSU ... Talyn is six months younger than Tabry ... The brothers are adopted and have a younger brother, Trace ... Plans to major in business management.

Shettron's 2022 Game-by-Game Receiving Stats

Date	Opponent	No.	Yds.	TD	Long
Sept. 1	Central Michigan		DNP		
Sept. 10	Arizona State		DNP		
Sept. 17	Ark.-Pine Bluff	2	21	1	16
Oct. 1	at Baylor		DNP		
Oct. 8	Texas Tech		DNP		
Oct. 15	at TCU		DNP		
Oct. 22	Texas	0	0	0	0
Oct. 29	at Kansas State	0	0	0	0
Nov. 5	at Kansas		DNP		
Nov. 12	Iowa State		DNP		
Nov. 19	at Oklahoma		DNP		
Nov. 26	West Virginia		DNP		
Dec. 27	vs. Wisconsin	1	10	0	10

Shettron's Career Receiving Stats

Year	G	Rec.	Yds.	Avg.	TD	Long	Avg./G
2022	4	3	31	10.3	1	16	7.7
Career	4	3	31	10.3	1	16	7.7



59 Kason Shrum

Kicker | 6-1 | 160 | R-Junior
Tulsa, Okla./Broken Arrow/UA Rich Mountain

A walk-on who began his collegiate athletics career as a soccer player ... The son of Oklahoma State President Dr. Kayse Shrum and First Cowboy Darren Shrum.

2022: Redshirt ... Did not see any in-game action during his first season playing college football.

Junior College: Played soccer at the University of Arkansas Rich Mountain, playing forward during a 27-game career ... Played in 16 games with 15 starts as a sophomore in the 2021-22 season ... Scored six goals and had three assists on the year ... His goals total tied for the most on the team and his assists total ranked second ... Also led the team with 18 shots on goal ... Ranked 13th in the NJCAA with four game-winning goals, highlighted by late scores in one-goal games against Murray State and National Park, with both coming in the final five minutes of play ... Scored a season-high two goals in a 5-1 win over Northeastern Oklahoma A&M ... Played 11 games for the Bucks as a freshman in the 2020-21 season, starting twice ... Scored an unassisted goal to cap a 4-1 win over Eastern Oklahoma State ... Scored two goals on two total shots just six minutes apart in Rich Mountain's 4-1 win over Northern Oklahoma College ... Finished his freshman season with three goals on five total shots.

High School: Played soccer for coach Shane Schwab at Broken Arrow ... Played on the varsity team beginning his freshman year and went on to be named the Broken Arrow Team MVP before his high school career was over ... His teams won a state championship and reached a national ranking as high as No. 4 ... Signed with the University of Arkansas Rich Mountain to play soccer out of high school.

Personal: The son of Oklahoma State President Dr. Kayse Shrum and First Cowboy Darren Shrum ... Adopted from Ethiopia at the age of 13 by the Shrums ... The first person from his birth family to attend college in the United States.



3 Cam Smith

Cornerback | 6-2 | 191 | R-Sophomore
Little Elm, Texas/Braswell

Career Highs

Tackles	5 vs. Wisconsin, 2022
TFL	No career TFL
Interceptions	No career interceptions
PBU	1, twice, last vs. Texas, 2022

A young player who saw time in the starting lineup as a freshman in 2022 and is expected to play a significant role in 2023 ... Excelled on both sides of the ball and was a multiple-sport athlete in high school.

2022 (Freshman): Played in all 13 games and earned his first three career starts against Texas, Kansas and Wisconsin ... He and Kendal Daniels were the only two OSU freshman to start a game on defense ... Finished the year with 22 tackles, 16 of which were solo stops, to go along with a pair of pass breakups ... His tackles total ranked third among OSU's cornerback ... Made at least one tackle in seven games and at least three tackles in five games ... Had a season-best five tackle in the Guaranteed Rate Bowl against Wisconsin ... Made four stops each against Central Michigan and Texas Tech ... One of his pass breakups came against Texas Tech and the other came against Texas.

2021: Played two games while redshirting, playing against Kansas and in the Fiesta Bowl win over No. 5 Notre Dame ... Recorded a solo tackle against the Fighting Irish as he forced a kickoff returner out of bounds in the fourth quarter.

High School: Played for Cody Moore at Braswell ... Finished his high school career as a three-year starter with 180 receptions, 2,521 yards and 31 touchdowns ... Excelled on both sides of the ball, earning first-team all-district honors at cornerback and wide receiver in 2019 ... With 76 catches for 1,259 yards and 15 touchdowns as a junior, he was the first 1,000-yard receiver in school history ... Led his team to a 9-3 record and an appearance in the second round of the 5A-II state playoffs in 2019 ... Also named a first-team receiver as a sophomore with 38 catches for 444 yards and two touchdowns ... Had eight catches, 199 yards and three touchdowns in a win over Richardson Pearce ... Also competed in track and basketball ... A two-time first-team all-district selection in basketball and ran the 200-meter dash, relays, long jump and triple jump in track ... A member of the all-academic first team and the National Honor Society ... A three-star prospect by *Rivals* and *247Sports* ... The No. 62 athlete and the No. 123 player in the state of Texas according to *247Sports* ... Chose OSU over SMU, Kansas State, Utah, Vanderbilt and others.

Personal: Cam Elonzo Smith was born in Dallas ... Son of Charles and Deshima Smith ... His father and grandfather played football at Grambling State and his grandfather, Charles E. Smith, played for the Philadelphia Eagles ... Business major.

Smith's 2022 Game-by-Game Stats

Date	Opp.	UT-AT-TFL	Sacks	INT	PBU	QBH	FF	FR	BK
Sept. 1	Central Michigan	1-3-4	0.0	0.0	0	0	0	0	0
Sept. 10	Arizona State	0-0-0	0.0	0.0	0	0	0	0	0
Sept. 17	UAPB	0-0-0	0.0	0.0	0	0	0	0	0
Oct. 1	at Baylor	0-0-0	0.0	0.0	0	0	0	0	0
Oct. 8	TTU	3-1-4	0.0	0.0	1	0	0	0	0
Oct. 15	at TCU	3-0-3	0.0	0.0	0	0	0	0	0
Oct. 22	Texas	1-1-2	0.0	0.0	1	0	0	0	0
Oct. 29	at K-State	1-0-1	0.0	0.0	0	0	0	0	0
Nov. 5	at Kansas	3-0-3	0.0	0.0	0	0	0	0	0
Nov. 12	Iowa State	0-0-0	0.0	0.0	0	0	0	0	0
Nov. 19	at Okla.	0-0-0	0.0	0.0	0	0	0	0	0
Nov. 26	WVU	0-0-0	0.0	0.0	0	0	0	0	0
Dec. 27	vs. Wisc.	4-1-5	0.0	0.0	0	0	0	0	0

Player Bios

Smith's Career Stats

Year	GP	UT-AT-TT	TFL	Sacks	INT	PBU	QBH	FF	FR	BK
2021	2	1-0-1	0.0	0.0	0	0	0	0	0	0
2022	13	16-6-22	0.0	0.0	0	2	0	0	0	0
Career	15	17-6-23	0.0	0.0	0	2	0	0	0	0



11 Dylan Smith

Cornerback | 5-11 | 170 | Freshman
Little Elm, Texas/Braswell

Ranked No. 55 at his position nationally and No. 82 overall in Texas by *Rivals*.

High School: Played for coach Cody Moore at Denton Braswell ... Had eight interceptions and 60 tackles during his senior season ... Also had six touchdowns playing wide receiver ... Was twice named to all-district team ... Chose Oklahoma State over reported offers from Arkansas, Nebraska, Stanford, Houston, Colorado, Indiana, Louisville, Kansas, SMU, Memphis and North Texas.

Personal: Born in Dallas ... Son of Charles and Deshima Smith ... Brother, Cam Smith, is a defensive back at Oklahoma State ... Father played at Grambling State and grandfather, Charles E. Smith, played for the Philadelphia Eagles ... Business major.



10 Kale Smith

Cornerback | 5-11 | 170 | R-Sophomore
Oklahoma City, Okla./Midwest City

An in-state product who played at the same high school as Oklahoma State coach Mike Gundy.

2022 (Freshman): Played in three games, seeing action against Central Michigan, West Virginia and Wisconsin ... Made one solo tackle in the season opener against CMU and an assisted tackle in the regular season finale against WVU.

2021: Redshirt ... Did not see any game action.

High School: Played for coach Darrell Hall at Midwest City ... Led the Bombers to an 8-3 record

in 2020, a state 6A-II state semifinal appearance and a No. 10 ranking in Oklahoma by *MaxPreps* ... Made an impact on both sides of the ball ... Garnered 52 tackles, two interceptions and nine pass breakups on defense his senior year ... Led his team with 649 yards on 31 catches according to *MaxPreps* ... Earned 2019 all-state honorable mention honors as a defensive back ... Also played guard for the Midwest City basketball team ... Rated a three-star recruit by *ESPN*, *Rivals* and *247Sports* ... A top-100 athlete in the nation and the No. 20 player in Oklahoma by *247Sports* Composite Rankings ... Listed as a cornerback by *ESPN* where he is ranked No. 121 at his position ... The No. 15 player on *The Oklahoman's* Super 30 list ... Chose Oklahoma State over offers from Air Force, New Mexico and Oregon State.

Personal: Makale Anthony Smith was born in Oklahoma City ... Son of Artis Sampleton and Michael Smith ... Studying zoology.



61 Jake Springfield

Offensive Line | 6-5 | 323 | R-Senior
Flower Mound, Texas/Flower Mound

2020 First Team Academic All-Big 12
2021 First Team Academic All-Big 12
2022 First Team Academic All-Big 12

A former walk-on who was awarded a scholarship in August of 2020 ... His 29 career starts entering 2023 are the most for any returning Cowboy.

2022 (Junior): A first team Academic All-Big 12 honoree for the third straight season ... An honorable mention All-Big 12 pick by the league's coaches ... One of two offensive players and six total players to start all 13 games in the season ... *Pro Football Focus* gave him the second-best pass blocking grade of any OSU lineman for the season ... Served as a game captain against West Virginia.

2021 (Sophomore): Earned first team Academic All-Big 12 honors for the second straight season ... Played in all 14 games and started the first seven ... OSU's coaching staff credited him with five pancake blocks and nine knockdowns ... Played on offense and blocked for OSU's placekicks.

2020 (Freshman): A first team Academic All-Big 12 selection ... Included on the FWAA Freshman All-America Watch List ... His 703 snaps in 2020 marked the fourth-most on the OSU offensive line ... Started nine of OSU's 11 games, all at left tackle ... Played in 10 games ... Stepped in after two starters were lost in the season opener to injury

and became a key member of the OSU offensive line ... Injured vs. Texas and missed the following game at Kansas State ... His nine starts marked the most for any freshman on the OSU roster ... One of five OSU freshmen to start a game.

2019: Redshirt.

High School: Played for coach Brian Basil at Flower Mound ... Earned second team all-district honors as a junior and first team all-district honors as a senior ... Started all 10 games his senior season ... Named honorable mention on the all-state academic team ... Wrestled as a freshman.

Personal: Jacob Owen Springfield was born in Grapevine, Texas ... Son of Tom and Melissa Springfield ... Sister, Sydney, played softball for Oklahoma State ... Comes from an OSU family, as his grandparents, Tom and Venita, his uncle Chris, father Tom and aunt Carrie Wilson all attended OSU ... General Business major.



79 Gage Stanaland

Offensive Line | 6-5 | 285 | Freshman
Tuscola, Texas/Jim Ned

A true freshman who was a three-time all-state selection.

High School: Played for coach Matt Fanning at Jim Ned, where he was a three-time first-team all-state selection ... Behind Stanaland, Jim Ned rushed for 254.5 yards per game and 6.5 yards per carry in 2022 ... Helped lead his team to an 8-4 record and the second round of the Texas 3A-DI state playoffs ... Senior year defensive stats include 33 tackles, three tackles for loss and a sack ... Also competed in shot put and discus ... Chose Oklahoma State over offers from New Mexico State, Abilene Christian, Navy, Louisiana Tech and others.

Personal: Gage Dooley Stanaland was born in Abilene, Texas ... Son of Russell Stanaland ... Business major.

Player Bios



33 Donovan Stephens

Linebacker | 6-0 | 220 | R-Sophomore
Del City, Okla./Del City

A developing player with experience on special teams.

2022 (Freshman): Played in all 13 games, mostly on special teams ... Made one assisted tackle against UAPB.

2021: Redshirt.

High School: Played for Mike Dunn at Del City ... Totaled 303 tackles in three years on the varsity team with five interceptions and 12 touchdowns ... Racked up 135 tackles, four sacks and four interceptions in his junior season ... Helped lead Del City to the Class 6A-II semifinals in 2019 in its best season since 1976 ... Played sparingly on the offensive side of the ball totaling nine catches, 149 yards and a touchdown in his senior campaign ... Recorded 69 tackles, 16 tackles for loss and eight sacks as a sophomore in 2018 ... A 2019 all-state honorable mention as a junior ... Also competed in track, advancing to the state meet in the 400m, and was a two-time state qualifier in powerlifting ... Was a member of his school's honor roll ... Rated as a three-star prospect by *247Sports* and *Rivals* ... A four-star prospect and the No. 7 player in the state of Oklahoma according to *ESPN* ... The No. 46 outside linebacker in the class of 2021 by *247Sports* Composite ... No. 14 on *The Oklahoman's* 2021 Super 30 rankings ... Chose Oklahoma State over offers from Baylor, Texas Tech and Boise State.

Personal: Donovan Alexander Stephens was born in Del City, Oklahoma ... Son of Gayla Stephens and Sidricke Lewis ... Marketing major.



82 Quinton Stewart

Tight End | 6-2 | 255 | R-Junior
Salina, Kan./Salina Central

A developing player who saw an increased role on offense in 2022.

2022 (Sophomore): Played in 11 games ... Made one catch on the season, recording a two-yard touchdown grab with just over a minute remaining in the third quarter of the Bedlam game.

2021 (Freshman): Saw action in two games, playing in the wins over West Virginia and Oklahoma ... Did not record any stats.

2020: Redshirt ... Did not see any game action.

High School: Played for Mark Sandbo at Salina Central ... Named an all-state, all-district and all-league tight end in 2019 as a senior ... The team MVP his senior year ... Also an all-district tight end as a junior ... In 2018, he caught 12 passes for 318 yards and six touchdowns ... Also played defensive end ... Made 43 tackles, 26 of them solo, and five tackles for loss as a sophomore ... A three-time honoree on the academic honor roll who was also part of the school's Gifted Program ... Rated as a three-star prospect by *247Sports*, *Rivals* and *ESPN* ... *247Sports* ranked him as the No. 26 tight end and the No. 5 player out of Kansas ... Named to the Kansas All-State Football Team as a tight end ... Chose Oklahoma State over Kansas and Iowa State.

Personal: Born in Kansas City ... Son of Paul and Jennifer Stewart ... Father played football at Virginia Military Institute.



88 De'Zhaun Stribling

Wide Receiver | 6-3 | 205 | Junior
Kapolei, HI/Kapolei/Washington State

A transfer with FBS experience at Washington State who played in every game during his first two seasons at the college level.

2022 (Sophomore at Washington State): Played in all 12 games as a sophomore ... Led the Cougars in every receiving category, totaling 51 receptions for 602 yards and five touchdowns ... Had two touchdowns on four catches in Washington State's win over Colorado State ... Tied a career-high with seven catches in the season opener against Idaho and in against Washington.

2021 (Freshman at Washington State): Enrolled at WSU in January and participated in spring practice ... Appeared in all 13 games, catching 44 passes for 471 yards and five touchdowns ... 2021 All-Pac-12 honorable mention ... Led Pac-12 freshmen in catches, receiving yards and receiving touchdowns ... Started in debut and caught two passes for 10 yards against Utah State ... Made

five catches for 65 yards against Portland State ... Had six catches and 93 receiving yards with his first career touchdown at Utah ... Caught four passes for 36 yards including an eight-yard TD catch in win at Cal ... Caught three passes for 37 yards in win over Oregon State ... Had a 10-yard touchdown in the win over Stanford ... Registered three catches for 28 yards against BYU ... Made five catches for 51 yards, including a 14-yard touchdown at No. 3 Oregon ... Had a career-high seven catches for 57 yards in Apple Cup win.

High School: Attended Kapolei High School in Hawaii... As a junior, named to All-OIA First Team after catching 46 passes for 682 yards and three touchdowns ... As a senior he was named to the All-State Second Team by the Honolulu Star-Advertiser after catching 64 passes for 872 yards and nine touchdowns ... Scored three touchdowns in one game, one rushing, one receiving and one passing ... Selected to play in the 2020 Polynesian Bowl and was named one of the top five offensive standouts with three catches for 58 yards ... Also played basketball and competed in the high jump ... Rated 2020 three-star prospect by *247Sports.com* ... Rated No. 94 wideout in the country and No. 18 overall prospect in the 2020 class by *247Sports*.

Personal: De'Zhaun Stribling was born in North Carolina ... He is the son of Carlos and Aisha Stribling.



37 Seth Swirczynski

Wide Receiver | 5-11 | 191 | R-Freshman
Muenster, Texas/Sacred Heart

A walk-on who has played on the scout team.

2022: Redshirt.

High School: Played for coach Dale Schilling at Sacred Heart ... A standout at both running back and linebacker ... A finalist for both the TAPPS D4 Offensive Player of the Year and Linebacker of the Year as a senior, when he helped lead his school to the state championship game for the first time since 2004 ... Also a track standout as a sprinter.

Personal: Son of Glen and Amy Swirczynski.

Player Bios



14 Peyton Thompson

Quarterback | 6-1 | 214 | R-Senior
Tulsa, Okla./Union/Oklahoma State/
Central Oklahoma

A walk-on who returns to Oklahoma State this season after playing last year at Central Oklahoma.

2022 (Junior at UCO): Played in nine of UCO's 11 games ... Completed 40 of 72 pass attempts with one touchdown ... Added 13 carries for 38 yards ... His season long completion was for 47 yards and his season long rush was 21 yards.

2021 (Sophomore): Did not play.

2020 (Freshman): Did not play.

2019: A redshirt who earned a spot on the travel roster near the end of the season.

High School: Played for coach Kirk Fridrich at Union ... Earned All-District Offensive Player of the Year, all-state, all-conference and all-district honors ... Finished his high school career with 5,700 passing yards and 66 touchdowns while going 22-4 as a starter ... An academic standout who made the Principal's Honor Roll, academic all-district team, National Honor Society and finished with a 4.27 GPA ... Also involved with FCA.

Personal: Peyton Thompson was born in Tulsa, Oklahoma ... Son of Rich Thompson and Adrienne Birch and Seth Birch ... Father, Rich Thompson, played football for Oklahoma State ... A University Studies/Sports Management major.



67 Jaelen Tucker

Defensive Tackle | 6-1 | 269 | R-Freshman
Oklahoma City, Okla./Edmond Santa Fe

A walk-on who played at the same high school as Oklahoma State's Collin Oliver, Talyn Shettron, Tabry Shettron, Calvin Bundage and others.

2022: Redshirt

High School: Played for coach Kyle White at Santa Fe ... Played across the defensive line ... Helped lead the Wolves to the Class 6A state championship game his junior year ... Also played basketball ... Chose to walk-on at Oklahoma State despite being recruited by other lower-level schools.

Personal: Son of Monica Tucker.



35 Poasa Utu

Linebacker | 6-1 | 205 | Freshman
Arlington, Texas/Kennedale

Pronounced po-AH-suh OO-too

The No. 52 linebacker in the national class of 2023 according to *ESPN*.

High School: Played for coach Richard Barrett at Kennedale ... In two seasons as a varsity starter, he compiled 195 tackles, 25 sacks, four fumble recoveries, three interceptions and one forced fumble ... Earned all-district honors.

Personal: Poasa Utu was born in Samoa ... Son of Salua Utu.



20 Sesi Vailahi

Running Back | 5-11 | 195 | Freshman
Salt Lake City, Utah/West

Pronounced sess-E vy-LAH-he

Listed as the No. 23 running back recruit in Utah by *ESPN* ... Tabbed the No. 130 running back in the country and No. 24 in Utah by *247Sports*.

High School: Played for coach Olosaa Soloviat West ... Posted an impressive 1,072 rushing yards in 32 carries for 240 yards and five touchdowns his senior year ... Picked up 48 total tackles, including 4.0 tackles for loss, 1.5 sacks and two fumble recoveries ... Also tallied 24 receptions for 607 yards and seven touchdowns ... Earned

All-District and All-City honors ... Helped lead West to a 9-3 overall record and the state quarterfinal his senior year ... Earned several honors his junior year, including 6A second team all-state and 6A Region II Co-Offensive MVP ... Chose Oklahoma State over reported offers from BYU, Idaho State, Nevada, Southern Utah and Utah State.

Personal: Son of Sione and Sela Vailahi.



70 Jed Wagner

Defensive Tackle | 6-2 | 307 | R-Sophomore
Tulsa, Okla./Cascia Hall

A walk-on who has been on the scout team.

2021 (Freshman): Did not see any in-game action but was on the scout team ... Named OSU's offensive scout team player of the week vs. Baylor.

2021: Redshirt ... Did not see any game action.

High School: Played for coach Joe Medina at Cascia Hall ... Helped lead his team to an 8-2 overall record as a senior in 2020 ... Also wrestled at heavyweight.

Personal: Full first name is Jedidiah.



36 Ty Walls

Wide Receiver | 6-0 | 180 | Freshman
Jenks, Okla./Jenks

An in-state product who walked on in 2023.

High School: Played for coach Keith Riggs at Jenks ... A two-way player who played both wide receiver and safety ... Finished his career with 99 catches for 2,002 yards and 22 touchdowns, as well as more than 50 tackles with six interceptions.

Personal: Son of Ebon and Andrea Walls.



Player Bios



96 Kody Walterscheid

Defensive End | 6-6 | 281 | R-Senior
Muenster, Texas/Muenster

2020 First Team Academic All-Big 12
2021 Second Team Academic All-Big 12

Pronounced walter-SHIED (not walter-SHEED)

Career Highs

Tackles	4 at Texas, 2021
TFL	1.0, twice, last vs. WVU, 2022
Sacks	1.0, twice, last vs. WVU, 2022
Pass Break Ups	1, twice, last vs. WVU, 2022

A regular part of the rotation for multiple seasons who should continue to play an important role in 2023.

2022 (Junior): Played in all 13 games and earned the first three starts of his career against Iowa State, Oklahoma and Wisconsin ... Totaled 11 tackles with nine solo stops ... Had one sack for an 11-yard loss against West Virginia ... Made two fumble recoveries on the year to rank No. 1 the Big 12 and No. 22 in the FBS ... His first came against Iowa State and his second came against Wisconsin ... Also credited with a pair of pass breakups and one a quarterback hurry on the year ... Made at least one tackle in six games, with a season-high of three stops in the Oklahoma and West Virginia games.

2021 (Sophomore): A second team Academic All-Big 12 team honoree ... Played in all 14 games and recorded 20 tackles with nine solo stops ... Also made 2.5 tackles for loss, one sack, two quarterback hurries and blocked one kick ... Made at least one tackle in 11 games with a season-high of four against Texas and three each against Iowa State and West Virginia ... His sack forced a seven-yard loss against the Mountaineers ... Also had a half tackle for loss each against Texas, Iowa State and Notre Dame ... His block came on a 51-yard Missouri State field goal attempt in the season opener.

2020 (Freshman): A first team Academic All-Big 12 selection ... Played in eight games during the season, including each of the final six ... Recorded six tackles with five solo stops ... Also credited with a quarterback hurry ... Had a season-best three tackles in the win over Texas Tech.

2019: Redshirted, but saw action against McNeese ... Did not record any statistics.

High School: Played for coach Brady Carney at Muenster ... Was on the roster for 52 victories during his high school career ... Logged seven tackles, including two sacks, during his senior season, according to *MaxPreps* ... Anchored a defensive unit that held opponents to 15 points or less nine times in 2018 ... Earned All-State honors on both sides of the ball, listed as first-team on offensive line for the Texas Sportswriters Association Class 2A All-State team and was honorable mention on the defensive side for the Associated Press Sports Editors Class 2A All-State team ... Also first-team All-District 8-2A-II on both offensive and defensive line ... Helped Muenster win the Class 21 Division II State Championship in AT&T Stadium over Tenaha, 27-20, in 2017 ... Also threw shot put and discus with the Muenster track and field team and contributed as a member of the Muenster basketball team, helping the Hornets win a state title in 2016 and finish as semi-finalists in 2017 ... Rated as a three-star prospect by *247Sports* ... *247Sports* listed him as the No. 214 overall player in the state of Texas ... Chose Oklahoma State over North Texas and others.

Personal: Born in Sherman, Texas ... Son of Mel and April Walterscheid ... His brother, Cole, was a three-year letterman for the OSU football team from 2016-18 ... Management major.

Walterscheid's 2020 Game-by-Game Stats

Date	Opp.	UT-AT-TT	TFL	Sacks	INT	PBU	QBH	FF	FR	BK
Sept. 19	Tulsa									DNP
Sept. 26	WVU	0-1-1	0	0	0	0	0	0	0	0
Oct. 3	at Kansas	0-0-0	0	0	0	0	0	0	0	0
Oct. 24	Iowa State									DNP
Oct. 31	Texas									DNP
Nov. 7	at K-State	1-0-1	0	0	0	0	0	0	0	0
Nov. 21	at Okla.	1-0-1	0	0	0	0	0	0	0	0
Nov. 28	TTU	3-0-3	0	0	0	0	0	0	0	0
Dec. 5	at TCU	0-0-0	0	0	0	0	0	0	0	0
Dec. 12	at Baylor	0-0-0	0	0	0	0	1	0	0	0
Dec. 29	vs. UM (FL)	0-0-0	0	0	0	0	0	0	0	0

Walterscheid's 2021 Game-by-Game Stats

Date	Opp.	UT-AT-TT	TFL	Sacks	INT	PBU	QBH	FF	FR	BK
Sept. 4	Missouri St.	0-0-0	0	0	0	0	1	0	0	1
Sept. 11	Tulsa	1-1-2	0	0	0	0	0	0	0	0
Sept. 18	at Boise St.	1-0-1	0	0	0	0	0	0	0	0
Sept. 25	K-State	0-0-0	0	0	0	0	0	0	0	0
Oct. 2	Baylor	0-0-0	0	0	0	0	0	0	0	0
Oct. 16	at Texas	1-3-4	0.5-0	0	0	0	0	0	0	0
Oct. 23	at Iowa St.	1-2-3	0.5-0	0	0	0	0	0	0	0
Oct. 30	Kansas	1-0-1	0	0	0	0	0	0	0	0
Nov. 6	at WVU	3-0-3	1.0-7	1.0-7	0	0	0	0	0	0
Nov. 13	TCU	0-1-1	0	0	0	0	0	0	0	0
Nov. 20	at TTU	0-1-1	0	0	0	0	0	0	0	0
Nov. 27	Oklahoma	1-0-1	0	0	0	0	1	0	0	0
Dec. 4	Baylor	0-2-2	0	0	0	0	0	0	0	0
Dec. 27	vs. UND	0-1-1	0.5-1	0	0	0	0	0	0	0

Walterscheid's 2022 Game-by-Game Stats

Date	Opp.	UT-AT-TT	TFL	Sacks	INT	PBU	QBH	FF	FR	BK
Sept. 1	Gen. Mich.	0-0-0	0	0	0	0	0	0	0	0
Sept. 10	Ariz. St.	0-1-1	0	0	0	0	0	0	0	0
Sept. 17	UAPB	0-0-0	0	0	0	0	0	0	0	0
Oct. 1	at Baylor	0-0-0	0	0	0	0	0	0	0	0
Oct. 8	TTU	0-0-0	0	0	0	0	0	0	0	0
Oct. 15	at TCU	0-0-0	0	0	0	0	0	0	0	0
Oct. 22	Texas	0-0-0	0	0	0	1	0	0	0	0
Oct. 29	at K-State	0-0-0	0	0	0	0	0	0	0	0
Nov. 5	at Kansas	1-0-1	0	0	0	0	0	0	0	0
Nov. 12	Iowa State	1-0-1	0	0	0	0	0	0	0	1-0
Nov. 19	at Okla.	3-0-3	0	0	0	0	1	0	0	0
Nov. 26	WVU	3-0-3	1.0-11	1.0-11	0	1	0	0	0	0
Dec. 27	vs. Wisc.	1-1-2	0	0	0	0	0	0	0	1-0

Walterscheid's Career Stats

Year	GP	UT-AT-TT	TFL	Sacks	INT	PBU	QBH	FF	FR	BK
2019	1	0-0-0	0.0	0.0	0	0	0	0	0	0
2020	8	5-1-6	0.0	0.0	0	0	1	0	0	0
2021	14	9-11-20	2.5	1.0	0	0	2	0	0	1
2022	13	9-2-11	1.0	1.0	0	2	1	0	2	0
Career	36	24-15-39	3.5	2.0	0	2	4	0	2	1



69 Logan Ward

Kicker | 6-0 | 210 | R-Sophomore
Edmond, Okla./Deer Creek

2022 First Team Academic All-Big 12 (1 of 14 with 4.0 GPA)

Career Highs

Most Punts	9, twice, last vs. Wisconsin, 2022
Most Punts Inside 20	3, twice, last at Oklahoma, 2022
Most 50+ yd punts	3, twice, last at Oklahoma, 2022
Longest Punt	63, 3x, last vs. Wisconsin, 2022
Most Kickoffs	9 vs. Texas Tech, 2022

A walk-on specialist who had an impressive performance in the second half of the 2022 season.

2022 (Freshman): One of three Cowboys and 14 total Big 12 players honored as a first team Academic All-Big 12 honoree while maintaining a 4.00 grade point average ... Played in 12 of OSU's 13 games, missing only the second game, against Arizona State ... Led the team with 39 kickoffs on year, totaling 2,430 yards with 13 touchbacks for an average of 62.3 yards per kickoff ... Kicked off at least once in nine games ... His nine total kickoffs against Texas Tech marked a single-game high for any Cowboy on the year, and five of those resulted in a touchback ... Took over as OSU's starting punter prior to the Kansas game following an injury to four-year starter Tom Hutton ... Finished the year with 37 total punts for 1,665 yards for an average of 45.0 yards per punt ... Although he did not record enough punts

Player Bios

to register in the NCAA rankings, his average would have ranked among the top 25 of all FBS players ... Recorded three 63-yard punts to set the season long for any Cowboy, with one each against UAPB, Oklahoma and Wisconsin ... Made three total tackles on the year, two of which were solo stops, with one each against TCU, Iowa State and Wisconsin.

2021: Redshirt ... Did not see any game action.

High School: Played for coach Wade Standley at Deer Creek ... A talented player who kicked, punted and also played wide receiver ... One of his made field goals was a 55-yard kick to send a game into overtime.

Personal: Son of Steven and Sheree Ward; and Shelley and Bill Glover.

Ward's 2022 Game-by-Game Punting Stats

Date	Opponent	No.	Yds	Avg.	Long	In20	TB	50+
Sept. 1	Cen. Mich.	0	0	0.0	0	0	0	0
Sept. 10	Ariz. St.			DNP				
Sept. 17	UAPB	2	115	57.5	63	1	0	2
Oct. 1	at Baylor	0	0	0.0	0	0	0	0
Oct. 8	TTU	0	0	0.0	0	0	0	0
Oct. 15	at TCU	0	0	0.0	0	0	0	0
Oct. 22	Texas	0	0	0.0	0	0	0	0
Oct. 29	at K-State	0	0	0.0	0	0	0	0
Nov. 5	at Kansas	2	87	43.5	46	0	1	0
Nov. 12	Iowa State	8	353	44.1	58	3	1	3
Nov. 19	at Okla.	9	412	45.8	63	3	0	3
Nov. 26	WVU	7	292	41.7	55	2	1	2
Dec. 27	vs. Wisc.	9	406	45.1	63	1	0	2

Ward's Career Punting Stats

Year	GP	No.	Yards	Avg.	Long	TB	FC	In20	50+	BK
2022	12	37	1665	45.0	63	3	19	10	12	1
Career	12	37	1665	45.0	63	3	19	10	12	1

Ward's Career Kickoff Stats

Year	GP	No.	Yards	Avg.	TB	OB
2022	12	39	2430	62.3	13	1
Career	12	39	2430	62.3	13	1



0 Lardarius Webb Jr.

Safety | 5-10 | 175 | Junior
Opelika, Ala./Jackson Academy/Jones College

Pronounced lahr-DARE-E-us


A top JUCO defensive talent who was ranked No. 34 in the 2023 ESPNJC50 after two all-conference seasons at Jones College.

Junior College: Earned NJCAA All-America honors as a sophomore ... A two-time All-MACCC

selection ... Tallied 28 tackles, four tackles for loss, six pass breakups and six interceptions in 10 games played his sophomore year ... His six picks tied for the national lead ... One of five Bobcats to earn all-region honors ... In 2021, he tallied 29 tackles, three tackles for loss, a team-high nine pass breakups and three interceptions ... His nine pass breakups ranked 12th in the NJCAA ... Had a 75-yard interception return for a touchdown in a win over Hinds ... Recorded a season-best six tackles, two TFL and three pass breakups against Northwest ... Returned 17 punts, averaging a conference-best 12.1 yards a return ... Had a 62-yard punt return for a score against Northeast ... Earned Academic All-MACCC honors ... Chose Oklahoma State over offers from Mississippi State, Virginia Tech, Kansas, Washington State, Hawaii, Troy and several others.

High School: Played his senior season for coach Lance Pogue at Jackson Academy ... Totaled 58 tackles, five tackles for loss and nine passes defended ... Returned punts and kicks for Jones Academy ... Ranked No. 25 in Mississippi by 247Sports and was the No. 2 player in the Mid-South Association of Independent Schools District ... *Clarion Ledger* second team all-state defensive back ... Had a pair of interceptions - including the game-winning 72-yard pick-six - in the MAIS All-Star Game ... Transferred from Beauregard High in Opelika, Ala., where he had 51 tackles and three interceptions as a junior... Also competed in track and field and was a MAIS 5A overall 4x100 and 200 meter champion at Jackson Academy.

Personal: Lardarius Webb Jr. was born in Opelika, Alabama ... Son of Lardarius Webb Sr. and Precious Dowdell ... Father, Lardarius Sr., played nine seasons with the NFL's Baltimore Ravens and won a Super Bowl with Baltimore in 2013 ... Has three siblings: Ansley, Landon and Layla ... Plans to pursue a degree in sports communication.



38 Kade Welcher

Safety | 6-0 | 182 | R-Sophomore
Rockwall, Texas/Rockwall

A walk-on who joined the team in the spring of 2023.

2022 (Freshman): Was not on the football team.

2021: Redshirt ... Was not on the football team.

High School: Played for coach Trey Brooks at Rockwall ... Named an all-district safety as a senior in 2020 ... Recorded 64 total tackles in 12 games played during final season ... 44 were solo stops ... Also tallied an interception, two forced fumbles, eight passes defended and a blocked field goal ... Set a career-high with 11 total tackles in his final game.

Personal: Full name is Kade Alan Welcher.



28 Eli Williams

Safety | 6-1 | 184 | R-Freshman
Stillwater, Okla./Stillwater

A walk-on from Stillwater.

2022: Redshirt ... Did not see any in-game action.

High School: Played for coach Tucker Barnard at Stillwater ... A defensive standout for a successful high school program ... Reached the state title game in two of his final three seasons and the state semifinals in his final season ... Finished his senior season with 63 tackles and three interceptions.



15 Ty Williams

Safety | 6-0 | 200 | R-Sophomore
Muskogee, Okla./Muskogee

2022 First Team Academic All-Big 12

Spent a year in the program developing during a redshirt season in 2021 and then played a role on special teams in 2022.

2022 (Freshman): A first team Academic All-Big 12 honoree ... Played in 12 games, mostly on special teams, and missed only the first game of the season ... Recorded seven total tackles, three of which were solo stops ... Had a season-high of two tackles in the Guaranteed Rate Bowl against Wisconsin.

Player Bios

2021: Played in four games will taking a redshirt year but did not record any stats ... Appeared in the win over Tulsa, Kansas State, Kansas and Notre Dame.

High School: Played for coach Rafe Watkins at Muskogee ... Named to the *Sports Illustrated* All-American watch list prior to his senior season ... Played on both sides of the ball as a sophomore and junior ... Accounted for over 5,000 yards and 41 touchdowns as a two-year starting quarterback ... Intercepted nine passes on defense as a junior ... Picked off another five passes in just 10 snaps on defense as a sophomore ... Missed all but one game of his senior season due to injury ... Earned all-state honorable mention honors at defensive back in 2019 ... Competed in four sports at Muskogee: football, basketball, track and field and wrestling ... Was a member of the National Honor Society, Character Club and Superintendent Honor Roll at Muskogee ... A four-star recruit according to *247Sports* ... Rated a three-star safety by *Rivals* and *ESPN* ... Ranked the No. 18 safety in the 2021 class by *247Sports* ... *Rivals* tabbed Williams as the No. 3 player in the state of Oklahoma ... Slotted at No. 5 on *The Oklahoman's* Super 30 list of top 2021 recruits ... Chose Oklahoma State over offers from Oregon, TCU, Tennessee, Arkansas and numerous other Power Five schools ... Enrolled early in the spring of 2021.

Personal: Tyvonte Williams was born, in Walterboro, South Carolina ... Son of Monica Smith and Jason Salley ... Pre-CEAT (Engineering) major.



74 Preston Wilson

Offensive Line | 6-5 | 295 | R-Senior
Argyle, Texas/Argyle

- 2020 First Team Academic All-Big 12
- 2021 First Team Academic All-Big 12
- 2022 First Team Academic All-Big 12

One of the most talented and experience players on the Cowboy offensive line ... His 22 career starts are the second-most of an returning player on offense.

2022 (Junior): A first team Academic All-Big 12 honoree for the second straight season ... Played and started in 10 games ... Missed the TCU, Texas and Iowa State games due to injury ... His first nine starts of the season came at center before starting the Guaranteed Rate Bowl vs. Wisconsin at right guard ... Served as a game captain against Baylor ... Was included on the Rimington Trophy preseason watch list.

2021 (Sophomore): A first team Academic All-Big 12 honoree for the second straight year ... Played in all 14 games and started eight times ... Started in each of the last seven games of the year at right tackle and started against Tulsa at right guard ... OSU's coaches credited him with nine pancake blocks and 15 knockdowns on the year ... Honored as the OSU Offensive Player of the Week for his performance at Texas Tech ... Served as a game captain for the Bedlam win over No. 10 Oklahoma.

2020 (Freshman): A first team Academic All-Big 12 honoree ... Played in 10 of OSU's 11 games, starting four of the final six games of the year ... Earned his first career start in the win at Kansas State ... Also started against Texas Tech, TCU and Baylor ... OSU's coaches credited him with four pancake blocks and seven knockdowns on the year, both of which ranked among the top five on the team ... One of five Cowboy freshmen to start a game in 2020.

2019: Redshirted ... Did not see any game action.

High School: Played for coach Todd Rodgers at Argyle ... Helped the Eagles dominate in Texas during his four-year career as Argyle posted a 51-4 record from 2015-18 ... Anchored an offensive line that allowed Argyle to start the 2018 season 13-0 ... Led an offensive line that opened up holes for Argyle running backs to rack up 2,893 rushing yards and 43 rushing touchdowns on 491 carries in 2018, per *MaxPreps* ... Argyle rushed for at least 5.8 yards per carry in each of Wilson's four years at the school, peaking with a 6.9 yard-per-carry average in 2017 ... Excelled in pass protection as well, giving the Eagle quarterbacks enough time to complete 231 of 407 passes for 3,875 yards and 49 touchdowns in 2018, according to *MaxPreps* ... First-team on the *Dallas Morning News* All-Area team as a senior ... Also second-team Associated Press Sports Editors Class 4A All-State and was the Offensive Lineman of the Year in District 7-4A-1 ... As a junior he was first-team All-District 4-4A at offensive tackle and he was honorable mention All-State ... Rated as a three-star prospect by *247Sports*, *ESPN* and *Rivals* ... *ESPN* ranked him as the No. 80 player in the state of Texas and the No. 61 offensive tackle in the country ... *Rivals* slotted him at No. 93 in Texas and No. 66 nationally among offensive tackles ... Chose OSU over offers from Arizona State, Baylor, Boise State, Northwestern, Texas Tech and others.

Personal: Son of Jon and Lacey Wilson ... Management major.



17 Tywon Wray Jr.

Safety | 6-2 | 185 | Freshman
Smyrna, Ga./Campbell

A safety prospect out of the state of Georgia who played both receiver and safety in high school.

High School: Played for coach Howie Decristofaro at Campbell ... Played both receiver and safety for the Spartans ... Recorded 70 tackles with eight pass pickups and five interceptions, according to *247Sports* ... Led the team in all receiving categories as a senior with 27 receptions for 404 yards and three touchdowns ... First team all-region as a senior ... Also competed in basketball and track and field ... A member of the National Honor Society ... Chose Oklahoma State over reported offers from Florida International, East Tennessee State and others.

Personal: Tywon Deshawn Wray Jr., was born in Lansing, Michigan ... Son of Tywon Wray and Apple Lewis ... Uncle, Kelly Butler, played for Purdue and then in the NFL for four years ... Plans to study aviation.



48 Elijah Wright

Linebacker | 5-9 | 237 | R-Junior
Vian, Okla./Vian/Central Oklahoma

A walk-on who is the son of former Oklahoma State standout Kenyatta Wright ... Began his career at Central Oklahoma.

2022 (Sophomore): Did not see any in-game action ... Named OSU's defensive scout team player of the week vs. Texas.

2021 (Freshman at UCO): Finished as the team's second-leading tackler with 65, including 40 solo stops ... Added 4.5 tackles for loss, a pass breakup, a quarterback hurry and a forced fumble.

2020 (Redshirt at UCO): Gained a year of experience through practice as Central Oklahoma did not compete due to COVID-19.



Player Bios

High School: Played for coach Gary Willis at Vian ... A standout who was named first team all-state by *The Oklahoman* ... Led his team to the state championship game and 2019 record of 12-2.

Personal: Son of Kenyatta and Amber Wright ... Father was a standout linebacker at Oklahoma State and then played for the Buffalo Bills and New York Jets ... Cousin, Javyn Wright, plays football at Central Oklahoma ... Brother, Solomon, also played college football.



44 Justin Wright

Linebacker | 6-2 | 244 | *R-Senior
Abilene, TX/Cooper/Tulsa

2020 Second Team All-AAC
2022 Second Team All-AAC

Career Highs

Tackles	14 vs. Memphis, 2021 (at TU)
Solo Tackles	10 at Tulane, 2021 (at TU)
TFL	3.0 at UCF, 2020 (at TU)
Sacks	2.5 at South Florida, 2021 (at TU)
Interceptions	1, 4x, last at Temple, 2022 (at TU)
PBU	1, 4x, last at Memphis, 2022 (at TU)
QB Hurries	2 at Ole Miss, 2022 (at TU)
Forced Fumbles	1, twice, last at Memphis, 2022 (at TU)
Fumbles Recovered	1, 4x, last vs. SMU, 2022 (at TU)

A four-year letterwinner, three-year starter and two-time All-AAC honoree during his time at Tulsa ... Has 49 career games played under his belt, including 32 starts, ... Comes to Oklahoma State with 254 tackles, 27.5 tackles for loss, 7.5 sacks, four fumble recoveries, four interceptions, two forced fumbles, four pass breakups and eight quarterback hurries in his career ... Had six double-digit tackle games in his Tulsa career.

2022 (Senior at Tulsa): Played in all 12 games of the Tulsa's 2022 season ... Selected to the All-AAC second team, the second all-conference honors of his career ... Led the Golden Hurricane in total tackles (101) and tackles for loss (10.5) on the year, and also ranked tied-first on the team with a pair of interceptions ... His 101 season tackles ranked sixth in the AAC and his 8.4 tackles per game average was No. 48 among all FBS players ... Also totaled two sacks, two fumble recoveries and three pass breakups ... Tallied four double-digit tackle performances, including a season-high 13 tackles in games against Wyoming, Navy and Memphis ... Opened the season with 13 tackles - nine of which were solo - at Wyoming ... Recorded five tackles, one sack, one interception

and one fumble recovery against Jacksonville State ... Tabbed 13 tackles, including a tackle for loss, at Navy ... Named the AAC Defensive Player of the Week after posting 13 tackles, 2.5 tackles for loss, one forced fumble and one pass breakup at Memphis.

2021 (Junior at Tulsa): Played in 12 games, including 11 starts ... Named All-AAC honorable mention ... Shared the team-lead with 82 tackles on the year, along with 5.5 tackles for loss, 3.5 sacks, one fumble recovery, one forced fumble, one pass breakup and one interception ... Ranked 11th in the AAC for tackles ... Twice named the AAC Defensive Player of the Week for his performances against South Florida and Tulane ... Had a career-high 14 tackles, two tackles for loss, one sack and one forced fumble versus Memphis ... Started against Oklahoma State and made four tackles and returned an interception for a 55-yard touchdown ... Tallied seven tackles at No. 9 Ohio State ... Had seven tackles and 2.5 sacks at USF, which earned him College Sports Madness AAC Defensive Player of the Week ... Had 12 tackles with 10 solo stops at Tulane ... Made six tackles and a fumble recovery against No. 2 Cincinnati.

2020 (Sophomore at Tulsa): Started in all nine games ... Honored as a second-team All-AAC selection ... Ranked second on the team in tackles with 62 and third on the team in tackles for loss with nine ... Also tallied 1.5 sacks, one fumble recovery and one interception ... Ranked ninth in the AAC for tackles for loss yardage ... Started his first career game at No. 11 Oklahoma State and tallied four solo tackles ... Posted a season-high nine tackles in back-to-back games against No. 19 SMU and Tulane ... Totaled nine tackles, 2.5 tackles for loss and one sack against Navy ... Made eight tackles and three tackles for loss at No. 11 UCF ... Tallied seven tackles and his first career interception versus ECU ... Scooped a six-yard fumble recovery at No. 6 Cincinnati in the AAC Championship game ... Had a team-high eight tackles against Mississippi State.

2019 (Freshman at Tulsa): Played in all 12 games, mostly on special teams ... Totaled seven tackles and two tackles for loss on the year ... Had a season-high three tackles and added 1.5 tackles for loss against Navy.

2018 (Redshirt at Tulsa): One of several freshmen to earn a redshirt season ... Appeared in four games: Arkansas State, Temple, Houston and UConn ... Saw his first playing time on special teams at Arkansas State ... Recorded his first collegiate tackle against Temple.

High School: A three-year letterwinner at Abilene Cooper where he was coached by Todd Moebes ... In addition to starting at linebacker, he also saw action at tight end ... Compiled 91 tackles, 15 tackles for loss, six sacks, three caused fumbles and two fumble recoveries in his senior season ... Twice named an All-District 4-5A selection and earned All-Big Country honors as a senior.

Personal: Justin Wright was born in Abilene, Texas ... He is the son of Mark Wright and Rachael Stevens ... Has three brothers and three sisters ... Married his wife, Emma, in June of 2020 ... Likes to sing and play the guitar and has performed on-stage ... His cousin, Jerad McCrummen, played baseball at Texas Tech and was drafted by the Colorado Rockies in 2013 ... Graduated from Tulsa with a bachelor's degree in marketing and is studying to earn his master's degree at Oklahoma State.

Wright's 2019 Game-by-Game Stats (at Tulsa)

Date	Opp.	UT-AT-TT	TFL	Sacks	INT	PBU	QBH	FF	FR	BK
Aug. 30	at Mich. St.	0-1-1	0.5-1	0.0	0	0	0	0	0	0
Sept. 7	at SJSU	0-1-1	0.0	0.0	0	0	0	0	0	0
Sept. 14	Okla. St.	0-1-1	0.0	0.0	0	0	0	0	0	0
Sept. 21	Wyoming	0-0-0	0.0	0.0	0	0	0	0	0	0
Oct. 5	at SMU	0-0-0	0.0	0.0	0	0	0	0	0	0
Oct. 12	Navy	2-1-3	1.5-5	0.0	0	0	0	0	0	0
Oct. 19	at Cinc.	0-0-0	0.0	0.0	0	0	0	0	0	0
Oct. 26	Memphis	1-0-1	0.0	0.0	0	0	0	0	0	0
Nov. 2	at Tulane	0-0-0	0.0	0.0	0	0	0	0	0	0
Nov. 8	UCF	0-0-0	0.0	0.0	0	0	0	0	0	0
Nov. 23	Houston	0-0-0	0.0	0.0	0	0	0	0	0	0
Nov. 30	at ECU	0-0-0	0.0	0.0	0	0	0	0	0	0

Wright's 2020 Game-by-Game Stats (at Tulsa)

Date	Opp.	UT-AT-TT	TFL	Sacks	INT	PBU	QBH	FF	FR	BK
Sept. 19	at Okla. St.	4-0-4	0.0	0.0	0	0	0	0	0	0
Oct. 3	at UCF	5-3-8	3.0-4	0.0	0	0	0	0	0	0
Oct. 23	at USF	4-1-5	1.0-1	0.0	0	0	0	0	0	0
Oct. 30	ECU	2-5-7	0.0	0.0	1-3	0	0	0	0	0
Nov. 14	SMU	6-3-9	1.0-1	0.0	0	0	0	0	0	0
Nov. 19	Tulane	3-6-9	1.5-8	0.5-2	0	0	0	0	0	0
Dec. 5	at Navy	5-4-9	2.5-8	1.0-6	0	1	0	0	0	0
Dec. 19	at Cinc.	2-2-4	0.0	0.0	0	1	0	1	0	1-0
Dec. 31	vs. Miss. St.	6-2-8	0.5-3	0.5-3	0	0	0	0	0	0

Wright's 2021 Game-by-Game Stats (at Tulsa)

Date	Opp.	UT-AT-TT	TFL	Sacks	INT	PBU	QBH	FF	FR	BK
Sept. 11	at Okla. St.	0-4-4	0.0	0.0	1-55	0	0	0	0	0
Sept. 18	at Ohio St.	3-4-7	0.0	0.0	0	0	0	0	0	0
Sept. 25	Ark. St.	2-1-3	0.0	0.0	0	0	0	0	0	0
Oct. 1	Houston	2-0-2	0.0	0.0	0	0	0	0	0	0
Oct. 9	Memphis	6-8-14	2.0-8	1.0-7	0	0	0	1	0	0
Oct. 16	at USF	5-2-7	2.5-9	2.5-9	0	0	1	0	0	0
Oct. 29	Navy	3-5-8	0.0	0.0	0	0	0	0	0	0
Nov. 6	at Cinc.	3-3-6	0.0	0.0	0	0	0	0	0	1-0
Nov. 13	at Tulane	10-2-12	1.0-3	0.0	0	0	0	0	0	0
Nov. 20	Temple	2-5-7	0.0	0.0	0	0	0	0	0	0
Nov. 27	at SMU	1-6-7	0.0	0.0	0	1	0	0	0	0
Dec. 20	vs. ODU	2-3-5	0.0	0.0	0	0	0	0	0	0

Wright's 2022 Game-by-Game Stats (at Tulsa)

Date	Opp.	UT-AT-TT	TFL	Sacks	INT	PBU	QBH	FF	FR	BK
Sept. 3	at Wyo.	9-4-13	0.0	0.0	0	1	0	0	0	0
Sept. 10	N. Illinois	4-3-7	0.0	0.0	0	0	0	0	0	0
Sept. 17	JSU	3-2-5	1.0-1	1.0-1	1-0	1	0	0	1-0	0
Sept. 24	at Ole Miss	2-5-7	1.0-4	0.0	0	0	2	0	0	0
Oct. 1	Cinc.	2-4-6	0.0	0.0	0	0	1	0	0	0
Oct. 8	at Navy	5-8-13	1.0-5	0.0	0	0	0	0	0	0
Oct. 21	at Temple	3-1-4	1.0-2	0.0	1-5	0	0	0	0	0
Oct. 29	SMU	4-3-7	2.0-6	0.0	0	0	0	0	1-0	0
Nov. 5	Tulane	4-5-9	0.5-0	0.0	0	0	0	0	0	0
Nov. 10	at Memphis	9-4-13	2.5-17	1.0-13	0	1	1	1	0	0
Nov. 18	USF	7-3-10	0.0	0.0	0	0	0	0	0	0
Nov. 26	at Houston	4-3-7	1.5-6	0.0	0	0	1	0	0	0

Player Bios

Wright's Career Stats

Year	GP	UT-AT-TT	TFL	Sacks	INT	PBU	QBH	FF	FR	BK
2018(TU)	4	1-0-1	0.0	0.0	0	0	0	0	0	0
2019(TU)	12	3-4-7	2.0	0.0	0	0	0	0	0	0
2020(TU)	9	37-26-63	9.5	2.0	1	0	2	0	1	0
2021(TU)	12	39-43-82	5.5	3.5	1	1	1	1	1	0
2022(TU)	12	56-45-101	10.5	2.0	2	3	5	1	2	0
Career	49	136-118-254	27.5	7.5	4	4	8	2	4	0



63 Zeke Zaragoza

Long Snapper | 5-10 | 205 | *R-Senior
Ontario, CA / Ontario Christian / Dordt / SBVC

Pronounced zare-uh-GO-zuh

2022 First Team Academic All-Big 12

A walk-on with an amazing story of overcoming a rare medical condition to become a Power Five football player ... Has served as the primary backup to All-America selection Matt Hembrough each of the past three seasons and has a chance to become the starter as a super senior in 2023.

2022 (Senior): A first team Academic All-Big 12 honoree ... Played in the win over UAPB ... Finished the game with a perfect snap rate on two punts and three placekicks.

2021 (Junior): Honored as one of six FBS players who on the 2021 Uplifting Athletes Rare Disease Champion Team, which recognizes leaders in college football who have realized their potential to make a positive and lasting impact on the Rare Disease Community ... Saw action in both wins over Kansas and TCU, with a perfect snap rate on his long snaps in both games.

2020 (Sophomore): Arrived at OSU as a preferred walk-on ... Listed as the No. 2 long snapper on the depth chart all season ... Played in his first FBS football game on Oct. 3 at Kansas, executing a perfect snap in the fourth quarter that resulted in a made 24-yard field goal by Brady Pohl during OSU's win in Lawrence.

Before OSU: Began his collegiate career with a commitment to Dordt College, but moved on to the junior college level to play at San Bernardino Valley College under coach Daniel Algattas ... Had a successful JUCO career, snapping without incident and receiving first team honors on the All-California team in 2019 ... Received several scholarship offers at lower-level schools, but chose to become a preferred walk-on at Oklahoma State.

High School: Played for coach Matt Hoekstra at Ontario Christian, graduating in 2018 ... Played three years of varsity football as a center and long snapper ... Worked with Matt Wigley, a former San Jose State long snapper and coach to develop his skills as a long snapper ... Committed to Dordt College out of high school but then went to junior college at San Bernardino Valley College.

Personal: Ezekiel Ray Zaragoza is the son of Eddy and Chanin Zaragoza ... Became disabled at three-years-old and was diagnosed by a team of 25 neurologists with opsoclonus-myoclonus syndrome, a rare disorder that affects the nervous system and affects just one in 10 million people annually ... Was confined to a wheelchair and doctors told him he would never be able to play a sport or ride a bike ... His parents opted for aggressive treatment that included steroid shots in his thigh two times per day for two years, chemotherapy, physical therapy, occupational therapy and other medications to get the disorder under control ... Entered remission by the age of seven and began playing football at 10-years-old ... Has said, "I don't take credit for any of this. I believe God did a miracle on me and that He really healed me for me to use this story." ... University Studies major.




OPPONENTS





2023 Opponent Capsules

GAME ONE



Central Arkansas

Sept. 2, 2023
Boone Pickens Stadium (53,855)

Location	Conway, Ark.
Head Coach	Nathan Brown
Alma Mater	Central Arkansas, 2009
Record at School/Years	30-25/6th year
Career Record/Years	Same
2022 Record	5-6
2022 Conf. Record/Finish	3-2/T2nd
Football SID	Steve East
Office	501-450-5743
Cell	501-339-8215
Email	seast@uca.edu
Website	ucasports.com

Series Capsule vs. Central Arkansas

Series History	OSU leads, 1-0
In Stillwater	OSU leads, 1-0
In Conway	Never met
At Neutral	Never met
First Meeting (2015)	OSU 32, Central Arkansas 8
Last Meeting (2015)	OSU 32, Central Arkansas 8
Last OSU Win (2015)	OSU 32, Central Arkansas 8
Last UCA Win	N/A
Gundy vs. Central Arkansas	1-0
Brown vs. OSU	0-0

GAME TWO



at Arizona State

Sept. 9, 2023
Sun Devil Stadium (53,599)

Location	Tempe, Ariz.
Head Coach	Kenny Dillingham
Alma Mater	Arizona State, 2013
Record at School/Years	0-0/1st year
Career Record/Years	Same
2022 Record	3-9
2022 Conf. Record/Finish	2-7/T9th
Football SID	Jeremy Hawkes
Office	480-965-9544
Cell	520-403-0121
Email	jdhawkes@asu.edu
Website	thesundevils.com

Series Capsule vs. Arizona State

Series History	Tied, 2-2
In Tempe	Tied, 1-1
In Stillwater	Tied, 1-1
At Neutral	Never met
First Meeting (1984)	OSU 45, Arizona State 3
Last Meeting (2022)	OSU 34, Arizona State 17
Last OSU Win (2022)	OSU 34, Arizona State 17
Last Arizona State Win (1993)	Arizona State 12, OSU 10
Gundy vs. Arizona State	1-0
Dillingham vs. OSU	0-0

GAME THREE



South Alabama

Sept. 16, 2023
Boone Pickens Stadium (53,855)

Location	Mobile, Ala.
Head Coach	Kane Wommack
Alma Mater	Southern Miss, 2009
Record at School/Years	15-10/3rd year
Career Record/Years	Same
2022 Record	10-3
2022 Conf. Record/Finish	7-1/T1st West
Football SID	Travis Jarome
Office	251-414-8033
Cell	334-294-1475
Email	tjarome@southalabama.edu
Website	usajaguars.com

Series Capsule vs. South Alabama

Series History	OSU leads, 2-0
In Stillwater	OSU leads, 1-0
In Mobile	OSU leads, 1-0
At Neutral	Never met
First Meeting (2017)	OSU 44, South Alabama 7
Last Meeting (2018)	OSU 55, South Alabama 13
Last OSU Win (2018)	OSU 55, South Alabama 13
Last South Alabama Win	N/A
Gundy vs. South Alabama	2-0
Wommack vs. OSU	0-0

GAME FOUR



at Iowa State

Sept. 23, 2023
Jack Trice Stadium (61,500)

Location	Ames, Iowa
Head Coach	Matt Campbell
Alma Mater	Mount Union, 2002
Record at School/Years	46-42/8th year
Career Record/Years	81-57/12th year
2022 Record	4-8
2022 Conf. Record/Finish	1-8/10th
Football Contact	Matt Shoultz
Office	515-294-1393
Cell	515-520-7642
Email	mshoultz@iastate.edu
Website	cyclones.com

Series Capsule vs. Iowa State

Series History	OSU leads, 34-20-3
In Ames	OSU leads, 15-13-1
In Stillwater	OSU leads, 19-7-2
At Neutral	Never met
First Meeting (1926)	OSU 13, Iowa State 0
Last Meeting (2022)	OSU 20, Iowa State 14
Last OSU Win (2022)	OSU 20, Iowa State 14
Last ISU Win (2021)	Iowa State 24, OSU 21
Gundy vs. ISU	11-4
Campbell vs. OSU	2-5

GAME FIVE



Kansas State

Oct. 6, 2023 (Friday)
Boone Pickens Stadium (53,855)

Location	Manhattan, Kan.
Head Coach	Chris Klieman
Alma Mater	Northern Iowa, 1990
Record at School/Years	30-20/5th year
Career Record/Years	102-33/11th year
2022 Record	10-4
2022 Conf. Record/Finish	7-2/1st (2nd reg. season)
Football Contact	Ryan Lackey
Office	785-532-7708
Cell	785-587-7865
Email	rlackey@kstatesports.com
Website	kstatesports.com

Series Capsule vs. Kansas State

Series History	OSU leads, 42-27
In Stillwater	OSU leads, 23-9
In Manhattan	OSU leads, 19-18
At Neutral	Never met
First Meeting (1908)	Kansas State 40, OSU 10
Last Meeting (2022)	Kansas State 48, OSU 0
Last OSU Win (2021)	OSU 31, Kansas State 20
Last K-State Win (2022)	Kansas State 48, OSU 0
Gundy vs. K-State	9-6
Klieman vs. OSU	1-3

GAME SIX



Kansas

Oct. 14, 2023
Boone Pickens Stadium (53,855)

Location	Lawrence, Kan.
Head Coach	Lance Leipold
Alma Mater	Wisconsin-Whitewater, 1987
Record at School/Years	8-17/3rd year
Career Record/Years	156-56/17th year
2022 Record	6-7
2022 Conf. Finish	6-7/T7th
Football Contact	Daniel Berk
Office	785-864-3417
Cell	785-312-2159
Email	dberk@ku.edu
Website	kuathletics.com

Series Capsule vs. Kansas

Series History	OSU leads, 41-30-2
In Stillwater	OSU leads, 18-14-1
In Lawrence	OSU leads, 23-16-1
At Neutral	Never met
First Meeting (1923)	Kansas 9, OSU 0
Last Meeting (2022)	Kansas 37, OSU 16
Last OSU Win (2021)	OSU 55, Kansas 3
Last Kansas Win (2022)	Kansas 37, OSU 16
Gundy vs. Kansas	13-2
Leipold vs. OSU	1-1

2023 Opponent Capsules

GAME SEVEN
at West Virginia
Oct. 21, 2023
Milan Puskar Stadium (60,000)

Location	Morgantown, W.Va.
Head Coach	Neal Brown
Alma Mater	UMass, 2002
Record at School/Years	22-25/5th year
Career Record/Years	57-41/9th year
2022 Record	5-7
2022 Conf. Record/Finish	3-6/T7th
Football Contact	Mike Montoro
Office	304-293-2821
Cell	304-276-2605
Email	mike.montoro@mail.wvu.edu
Website	wvusports.com

Series Capsule vs. West Virginia

Series History	OSU leads, 9-5
In Morgantown	OSU leads, 4-2
In Stillwater	OSU leads, 4-3
At Neutral	OSU leads, 1-0
First Meeting (1928)	West Virginia 32, OSU 6
Last Meeting (2022)	West Virginia 24, OSU 19
Last OSU Win (2021)	OSU 24, West Virginia 3
Last WVU Win (2022)	West Virginia 24, OSU 19
Gundy vs. West Virginia	8-3
Brown vs. OSU	1-3

GAME EIGHT
Cincinnati
Oct. 28, 2023 (Homecoming)
Boone Pickens Stadium (53,855)

Location	Cincinnati, Ohio
Head Coach	Scott Satterfield
Alma Mater	Appalachian State 1996
Record at School/Years	0-0/1st year
Career Record/Years	76-48/11th year
2022 Record	9-4
2022 Conf. Record/Finish	6-2/T2nd
Football Contact	Zach Stipe
Office	513-556-9845
Cell	865-244-6119
Email	zach.stipe@uc.edu
Website	gobearcats.com

Series Capsule vs. Cincinnati

Series History	OSU leads, 2-1
In Stillwater	Cincinnati leads, 1-0
In Cincinnati	OSU leads, 2-0
At Neutral	Never met
First Meeting (1958)	OSU 19, Cincinnati 14
Last Meeting (1983)	OSU 27, Cincinnati 17
Last OSU Win (1983)	OSU 27, Cincinnati 17
Last Cincinnati Win (1959)	Cincinnati 22, OSU 9
Gundy vs. Cincinnati	0-0
Satterfield vs. OSU	0-0

GAME NINE
Oklahoma
Nov. 4, 2023
Boone Pickens Stadium (53,855)

Location	Norman, Okla.
Head Coach	Brent Venables
Alma Mater	Kansas State, 1992
Record at School/Years	6-7/2nd year
Career Record/Years	Same
2022 Record	6-7
2022 Conf. Record/Finish	6-7/T7th
Football Contact	Mike Houck
Office	405-325-8227
Cell	405-249-5892
Email	mhouck@ou.edu
Website	soonersports.com

Series Capsule vs. Oklahoma

Series History	Oklahoma leads, 90-20-7
In Stillwater	Oklahoma leads, 40-8-5
In Norman	Oklahoma leads, 44-10-2
At Neutral	Oklahoma leads, 6-2
First Meeting (1904)	Oklahoma 75, OSU 0
Last Meeting (2022)	Oklahoma 28, OSU 13
Last OSU Win (2021)	OSU 37, Oklahoma 33
Last OU Win (2022)	Oklahoma 28, OSU 13
Gundy vs. Oklahoma	3-15
Venables vs. OSU	1-0

GAME 10
at UCF
Nov. 11, 2023
FBC Mortgage Stadium (44,256)

Location	Orlando, Fla.
Head Coach	Gus Malzahn
Alma Mater	Henderson State, 1990
Record at School/Years	18-9/3rd year
Career Record/Years	95-47/12th year
2022 Record	9-5
2022 Conf. Record/Finish	6-2/2nd
Football Contact	Justin Wilson
Office	407-823-0994
Cell	336-660-8584
Email	jwilson@athletics.ucf.edu
Website	ucfnights.com

Series Capsule vs. UCF

Series History	Never met
In Orlando	Never met
In Stillwater	Never met
At Neutral	Never met
First Meeting	N/A
Last Meeting	N/A
Last OSU Win	N/A
Last UCF Win	N/A
Gundy vs. UCF	0-0
Malzahn vs. OSU	0-0

GAME 11
at Houston
Nov. 18, 2023
TDECU Stadium (40,000)

Location	Houston, Texas
Head Coach	Dana Holgorsen
Alma Mater	Iowa Wesleyan, 1993
Record at School/Years	27-20/5th year
Career Record/Years	88-61/13th year
2022 Record	8-5
2022 Conf. Record/Finish	5-3/T4th
Football Contact	Andrew Pate
Office	713-743-8352
Cell	713-387-9119
Email	arpate@central.uh.edu
Website	uhcougars.com

Series Capsule vs. Houston

Series History	Houston leads, 10-9-1
In Houston	Houston leads, 5-4-1
In Stillwater	Tied, 5-5
At Neutral	Never met
First Meeting (1951)	Houston 31, OSU 7
Last Meeting (2009)	Houston 45, OSU 35
Last OSU Win (2008)	OSU 56, Houston 37
Last Houston Win (2009)	Houston 45, OSU 35
Gundy vs. Houston	1-2
Holgorsen vs. OSU	2-5

GAME 12
BYU
Nov. 25, 2023
Boone Pickens Stadium (53,855)

Location	Provo, Utah
Head Coach	Kalani Sitake
Alma Mater	BYU, 2000
Record at School/Years	56-34/8th year
Career Record/Years	Same
2022 Record	8-5
2022 Conf. Record/Finish	N/A
Football Contact	Brett Pyne
Office	801-422-4912
Cell	801-367-1631
Email	brett_pyne@byu.edu
Website	byucougars.com

Series Capsule vs. BYU

Series History	OSU leads, 2-0
In Stillwater	Never met
In Provo	Never met
At Neutral	OSU leads, 2-0
First Meeting (1974)	OSU 16, BYU 6
Last Meeting (1976)	OSU 49, BYU 21
Last OSU Win (1976)	OSU 49, BYU 21
Last BYU Win	N/A
Gundy vs. BYU	0-0
Sitake vs. OSU	0-0



Series History vs. 2023 Opponents

Central Arkansas

2015 W 32-8 H

Arizona State

1984 W 45-3 A

1991 L 3-30 H

1993 L 10-12 A

2022 W 34-17 H

South Alabama

2017 W 44-7 A

2018 W 55-13 H

Iowa State

1926 W 13-0 A

1960 L 6-13 H

1961 L 7-14 A

1962 L 7-34 H

1963 L 28-33 A

1964 W 29-14 H

1965 L 10-14 A

1966 T 14-14 H

1967 W 28-14 A

1968 W 26-17 H

1969 W 35-0 A

1970 W 36-27 H

1971 L 0-54 A

1972 W 45-14 H

1973 L 12-28 A

1974 W 14-12 H

1975 W 14-7 A

1976 W 42-21 H

1977 L 13-21 A

1978 L 15-28 H

1979 W 13-10 A

1980 L 21-23 H

1981 W 27-7 A

1982 W 49-13 H

1983 W 30-7 A

1984 W 16-10 H

1985 L 10-15 A

1986 W 21-14 H

1987 W 48-27 H

1988 W 49-28 A

1989 L 21-31 H

1990 W 25-17 A

1991 T 6-6 A

1992 W 27-21 H

1993 L 17-20 A

1994 T 31-31 H

1995 L 14-38 A

1996 W 28-27 H

1997 W 21-14 A

2000 L 26-33 H

2001 L 14-28 A

2004 W 36-7 H

2005 L 10-37 A

2008 W 59-17 H

2009 W 34-8 A

2011 L 2ot 31-37 A

2012 W 31-10 H

2013 W 58-27 A

2014 W 37-20 H

2015 W 35-31 A

2016 W 38-31 H

2017 W 49-42 A

2018 L 42-48 H

2019 W 34-27 A

2020 W 24-21 H

2021 L 21-24 A

2022 W 20-14 H

Kansas State

1908 L 10-40 A

1909 L 0-9 A

1911 L 0-11 A

1917 L 0-23 A

1927 W 25-18 A

1928 L 6-13 H

1936 L 0-31 H

1947 W 12-0 A

1948 W 42-6 H

1949 W 26-14 A

1950 W 41-0 H

1955 W 28-0 H

1956 W 27-7 A

1958 W 14-7 H

1959 W 27-21 A

1960 W 28-7 A

1961 W 45-0 H

1962 W 30-6 A

1964 L 14-17 A

1965 W 31-7 H

1966 W 21-6 A

1967 W 49-14 H

1968 L 14-21 A

1969 W 28-19 H

1970 L 15-28 A

1971 L 23-35 H

1972 W 45-14 A

1973 W 28-9 H

1974 W 29-5 A

1975 W 56-3 H

1976 W 45-21 A

1977 W 21-14 H

1978 L 7-18 A

1979 W 42-15 H

1980 W 10-0 A

1981 W 31-10 H

1982 W 24-16 A

1983 L 20-21 H

1984 W 34-6 A

1985 W 35-3 H

1986 W 23-3 A

1987 W 56-7 H

1988 W 45-27 A

1989 W 17-13 H

1990 L 17-23 A

1991 L 26-36 H

1992 L 0-10 A

1993 L 17-21 H

1994 L 6-23 A

1995 L 17-23 H

1998 L 20-52 A

1999 L 21-44 H

2002 L 9-44 A

2003 W 38-34 H

2006 L 27-31 A

2007 W 41-39 H

2010 W 24-14 A

2011 W 52-45 H

2012 L 30-44 A

2013 W 33-29 H

2014 L 14-48 A

2015 W 36-34 H

2016 W 43-37 A

2017 L 40-45 H

2018 L 12-31 A

2019 W 26-13 H

2020 W 20-18 A

2021 W 31-20 H

2022 L 0-48 A

Kansas

1923 L 0-9 A

1924 W 3-0 A

1925 L 3-13 A

1931 W 13-7 A

1946 L 13-14 A

1947 L 7-13 H

1948 L 7-13 A

1949 L 14-55 H

1950 L 7-40 A

1951 L 12-27 H

1952 L 7-21 A

1953 W 41-14 A

1954 W 47-12 H

1955 L 7-12 A

1956 L 13-21 H

1957 L 7-13 A

1958 W 6-3 H

1959 L 14-28 A

1960 L 7-14 H

1961 L 8-42 A

1962 L 17-36 H

1963 L 7-41 A

1964 L 13-14 H

1965 L 0-9 A

1966 W 10-7 A

1967 L 15-26 H

1968 L 14-49 A

1969 W 28-25 A

1970 W 19-7 H

1971 W 17-10 A

1972 L 10-13 H

1973 T 10-10 A

1974 W 24-13 H

1975 W 35-19 A

1976 W 21-14 H

1977 W 21-0 A

1978 W 21-7 H

1979 W 30-17 A

1980 W^ 14-14 H

1981 W 20-7 A

1982 T 24-24 H

1983 W 27-10 A

1984 W 47-10 H

1985 W 17-10 A

1986 W 24-6 H

1987 W 49-17 A

1988 W 63-24 H

1989 W 37-34 A

1990 L 30-31 H

1991 L 0-31 H

1992 L 18-26 A

1993 L 6-13 H

1994 L 14-24 A

1995 L 17-22 H

1998 W 38-28 A

1999 W 45-13 H

2002 W 55-20 A

2003 W 44-21 H

2006 W 42-32 A

2007 L 28-43 H

2010 W 48-14 A

2011 W 70-28 H

2012 W 20-14 A

2013 W 42-6 H

2014 W 27-20 A

2015 W 58-10 H

2016 W 44-20 A

2017 W 58-17 H

2018 W 48-28 A

2019 W 31-13 H

2020 W 47-7 A

2021 W 55-3 H

2022 L 16-37 A

*Kansas later forfeited, giving Oklahoma State the win

West Virginia

1928 L 6-32 A

1929 L 6-9 H

1987 W 35-33 N

2012 W 55-34 H

2013 L 21-30 A

2014 L 10-34 H

2015 W ot 33-26 A

2016 W 37-20 H

2017 W 50-39 A

2018 W 45-41 H

2019 W 20-13 A

2020 W 27-13 H

2021 W 24-3 A

2022 L 19-24 H

Cincinnati

1958 W 19-14 A

1959 L 9-22 H

1983 W 27-17 A

Oklahoma

1904 L 0-75 N

1906 L 0-23 H

1907 L 0-67 A

1908 L 0-18 H

1910 L 0-12 A

1911 L 0-22 H

1912 L 0-16 A

1913 L 0-7 H

1914 L 6-28 A

1915 L 7-26 N

1916 L 7-41 N

1917 W 9-0 N

1918 L 0-27 N

1919 L 6-33 N


1920 L 0-36 H

1921 L 0-6 A

1922 T 3-3 H

1923 L 0-12 A

Series History vs. 2023 Opponents



Oklahoma State hosts Kansas State this season in its first Friday game in Stillwater since 1956, when the Oklahoma A&M Aggies (in black jerseys) hosted Kansas at 2 p.m. on October 26.


1924	W	6-0	H	1950	L	14-41	H	1976	W	31-24	A	2002	W	38-28	H	Houston			
1925	L	0-35	A	1951	L	6-41	A	1977	L	28-61	H	2003	L	9-52	A	1951	L	7-31	A
1926	T	14-14	H	1952	L	7-54	H	1978	L	7-62	A	2004	L	35-38	H	1952	L	7-10	H
1927	W	13-7	A	1953	L	7-42	A	1979	L	7-38	H	2005	L	14-42	A	1953	W	14-7	A
1928	L	0-46	H	1954	L	0-14	H	1980	L	14-63	A	2006	L	21-27	H	1954	L	7-14	H
1929	T	7-7	A	1955	L	0-53	A	1981	L	3-27	H	2007	L	17-49	A	1955	L	13-21	A
1930	W	7-0	H	1956	L	0-53	H	1982	L	9-27	A	2008	L	41-61	H	1956	L	0-13	H
1931	T	0-0	A	1957	L	6-53	A	1983	L	20-21	H	2009	L	0-27	A	1957	T	6-6	A
1932	W	7-0	H	1958	L	0-7	H	1984	L	14-24	A	2010	L	41-47	H	1958	W	7-0	A
1933	W	13-0	A	1959	L	7-17	A	1985	L	0-13	H	2011	W	44-10	H	1959	W	19-12	H
1934	T	0-0	H	1960	L	6-17	H	1986	L	0-19	A	2012	L ot	48-51	A	1960	L	7-12	A
1935	L	0-25	A	1961	L	13-21	A	1987	L	10-29	A	2013	L	24-33	H	1961	W	28-24	H
1936	L	13-35	H	1962	L	6-37	A	1988	L	28-31	H	2014	W ot	38-35	A	1966	L	9-35	A
1937	L	0-16	A	1963	L	10-34	A	1989	L	15-37	A	2015	L	23-58	H	1968	W	21-17	A
1938	L	0-19	H	1964	L	16-21	H	1990	L	17-31	H	2016	L	20-38	A	1969	W	24-18	H
1939	L	0-41	A	1965	W	17-16	A	1991	L	6-21	A	2017	L	52-62	H	1970	W	26-17	H
1940	L	27-29	A	1966	W	15-14	H	1992	T	15-15	H	2018	L	47-48	A	1986	L	12-28	H
1941	L	0-19	A	1967	L	14-38	A	1993	L	0-31	A	2019	L	16-34	H	1987	W	35-0	A
1942	T	0-0	H	1968	L	7-41	H	1994	L	14-33	H	2020	L	13-41	A	2006	L	25-34	A
1943	L	13-22	N	1969	L	27-28	H	1995	W	12-0	A	2021	W	37-33	H	2008	W	56-37	H
1944	W	28-6	N	1970	L	6-66	A	1996	L	17-27	H	2022	L	13-28	A	2009	L	35-45	H
1945	W	47-0	A	1971	L	14-58	H	1997	W	30-7	A	*Oklahoma later forfeited, giving Oklahoma State the win.				BYU			
1946	L	12-73	H	1972	W^	15-38	A	1998	W	41-26	H					1974	W	16-6	N
1947	L	13-21	A	1973	L	18-45	H	1999	L	7-44	A					1976	W	49-21	N
1948	L	15-19	H	1974	L	13-44	A	2000	L	7-12	H					UCF			
1949	L	0-41	A	1975	L	7-27	H	2001	W	16-13	A					Never met			



Series Record vs. All Opponents

Opponent	Overall W-L-T	Home W-L-T	Away W-L-T	Neutral W-L-T	Opponent	Overall W-L-T	Home W-L-T	Away W-L-T	Neutral W-L-T
Air Force	0-1-1	0-1-1	0-0-0	0-0-0	Nebraska	5-37-1	3-16-1	2-20-0	0-1-0
Alabama	1-0-0	0-0-0	0-0-0	1-0-0	New Mexico State	1-0-0	1-0-0	0-0-0	0-0-0
Arizona	5-4-0	3-0-0	1-4-0	1-0-0	Norman NAS	0-2-0	0-2-0	0-0-0	0-0-0
Arizona State	2-2-0	1-1-0	1-1-0	0-0-0	North Texas	10-1-0	8-0-0	2-1-0	0-0-0
Arkansas	15-30-1	4-4-1	8-24-0	3-2-0	Northeastern (Okla.)	1-0-0	1-0-0	0-0-0	0-0-0
Arkansas State	2-0-0	1-0-0	0-0-0	1-0-0	Northern Illinois	1-0-0	0-0-0	1-0-0	0-0-0
Army	1-0-0	0-0-0	1-0-0	0-0-0	Northern Iowa	2-0-0	2-0-0	0-0-0	0-0-0
Baker	2-0-0	2-0-0	0-0-0	0-0-0	Northern Oklahoma College	4-1-1	2-0-1	2-1-0	0-0-0
Baylor	23-19-0	14-7-0	8-9-0	1-3-0	Northwestern (Okla.)	7-2-0	4-0-0	2-1-0	1-1-0
Bethany	1-0-0	1-0-0	0-0-0	0-0-0	Northwestern State (La.)	1-0-0	1-0-0	0-0-0	0-0-0
Blackwell College	2-0-0	2-0-0	0-0-0	0-0-0	Notre Dame	1-0-0	0-0-0	0-0-0	1-0-0
Boise State	2-0-0	1-0-0	1-0-0	0-0-0	Ohio State	0-2-0	0-0-0	0-1-0	0-1-0
Bowling Green	1-0-0	1-0-0	0-0-0	0-0-0	Oklahoma	20-90-7	8-40-5	10-44-2	2-6-0
BYU	2-0-0	0-0-0	0-0-0	2-0-0	Oklahoma Baptist	1-0-0	1-0-0	0-0-0	0-0-0
Camp MacArthur (Texas)	0-1-0	0-0-1	0-1-0	0-0-0	Oklahoma City	6-8-2	3-1-1	3-7-1	0-0-0
Centenary	0-2-0	0-1-0	0-1-0	0-0-0	Oklahoma HS (OKC)	0-1-0	0-1-0	0-0-0	0-0-0
Central Arkansas	1-0-0	1-0-0	0-0-0	0-0-0	Oklahoma Methodist	2-0-0	1-0-0	1-0-0	0-0-0
Central Michigan	2-1-0	1-1-0	1-0-0	0-0-0	Oklahoma State Military Inst.	0-0-1	0-0-1	0-0-0	0-0-0
Central Missouri State	2-0-0	2-0-0	0-0-0	0-0-0	Oregon	0-1-0	0-0-0	0-0-0	0-1-0
Central Oklahoma	15-5-3	13-2-2	2-3-1	0-0-0	Oregon State	1-0-0	0-0-0	1-0-0	0-0-0
Chillico Indian College	1-5-1	1-3-1	0-2-0	0-0-0	Pawnee Indian School	1-0-0	1-0-0	0-0-0	0-0-0
Cincinnati	2-1-0	0-1-0	2-0-0	0-0-0	Phillips	7-2-1	6-0-1	1-2-0	0-0-0
Colorado	20-26-1	11-12-1	8-13-0	1-1-0	Pittsburgh	2-0-0	1-0-0	1-0-0	0-0-0
Colorado State	1-1-0	0-1-0	0-0-0	1-0-0	Purdue	1-1-0	0-0-0	0-0-0	1-1-0
Creighton	11-6-1	7-2-0	4-4-1	0-0-0	Regis	1-0-0	1-0-0	0-0-0	0-0-0
Denver	8-1-0	3-0-0	5-1-0	0-0-0	Rice	3-0-1	2-0-0	1-0-1	0-0-0
Detroit	6-7-0	3-2-0	3-5-0	0-0-0	Sam Houston State	1-0-0	1-0-0	0-0-0	0-0-0
Drake	7-2-1	5-0-0	2-2-1	0-0-0	San Diego State	2-2-0	1-1-0	1-1-0	0-0-0
Duquesne	0-2-0	0-1-0	0-1-0	0-0-0	San Francisco	1-0-0	0-0-0	1-0-0	0-0-0
Emporia State	0-1-1	0-1-1	0-0-0	0-0-0	Savannah State	1-0-0	1-0-0	0-0-0	0-0-0
Florida	0-1-0	0-0-0	0-1-0	0-0-0	SMU	4-6-2	2-1-0	1-5-2	1-0-0
Florida Atlantic	3-0-0	2-0-0	1-0-0	0-0-0	South Alabama	2-0-0	1-0-0	1-0-0	0-0-0
Florida State	1-4-0	0-1-0	0-1-0	1-2-0	South Carolina	1-1-0	0-0-0	0-1-0	1-0-0
Fresno State	1-0-0	1-0-0	0-0-0	0-0-0	Southeastern (Okla.)	2-0-0	1-0-0	1-0-0	0-0-0
Friends College	1-0-0	1-0-0	0-0-0	0-0-0	Southeastern Louisiana	1-0-0	1-0-0	0-0-0	0-0-0
Georgia	1-3-0	1-1-0	0-2-0	0-0-0	Southern Illinois	1-0-0	1-0-0	0-0-0	0-0-0
Grambling State	1-0-0	1-0-0	0-0-0	0-0-0	Southern Mississippi	1-2-0	0-1-0	0-1-0	1-0-0
Grinnell	2-1-0	2-1-0	0-0-0	0-0-0	Southwestern (Kan.)	2-3-1	1-2-1	1-1-0	0-0-0
Hardin-Simmons	2-1-0	1-0-0	1-1-0	0-0-0	Southwestern (Okla.)	7-0-0	7-0-0	0-0-0	0-0-0
Haskell Institute	5-4-0	5-4-0	0-0-0	0-0-0	St. Louis	3-0-1	2-0-1	1-0-0	0-0-0
Hawaii	1-0-0	0-0-0	1-0-0	0-0-0	St. Mary's (Calif.)	1-0-0	0-0-0	0-0-0	1-0-0
Houston	9-10-1	5-5-0	4-5-1	0-0-0	Stanford	1-0-0	0-0-0	0-0-0	1-0-0
Illinois State	1-0-0	1-0-0	0-0-0	0-0-0	TCU	17-14-2	11-4-0	5-9-2	1-1-0
Indiana	1-0-1	0-0-0	0-0-1	1-0-0	Temple	2-0-0	1-0-0	1-0-0	0-0-0
Indiana State	1-0-0	1-0-0	0-0-0	0-0-0	Tennessee	0-1-0	0-0-0	0-1-0	0-0-0
Iowa	1-1-0	0-0-0	1-1-0	0-0-0	Texas	11-26-0	4-9-0	7-16-0	0-1-0
Iowa State	34-20-3	19-7-2	15-13-1	0-0-0	Texas A&M	10-18-0	5-6-0	4-8-0	1-4-0
Jefferson	0-1-0	0-0-0	0-0-0	0-1-0	Texas-Arlington	2-0-0	2-0-0	0-0-0	0-0-0
Kansas	41-30-2	18-14-1	23-16-1	0-0-0	Texas State	1-0-0	1-0-0	0-0-0	0-0-0
Kansas State	42-27-0	23-9-0	19-18-0	0-0-0	Texas Tech	24-23-3	14-8-0	8-13-2	2-2-1
Kingfisher	3-5-1	3-2-1	0-2-0	0-0-0	Troy	2-1-0	2-0-0	0-1-0	0-0-0
Lamar	1-0-0	1-0-0	0-0-0	0-0-0	Tulsa	44-27-5	28-6-3	16-21-2	0-0-0
Logan County HS	0-2-0	0-0-0	0-2-0	0-0-0	Tulsa Businessmen	0-1-0	0-1-0	0-0-0	0-0-0
Louisiana	9-0-0	6-0-0	3-0-0	0-0-0	UAPB	1-0-0	1-0-0	0-0-0	0-0-0
Louisiana-Monroe	1-0-0	1-0-0	0-0-0	0-0-0	UCLA	1-1-0	0-1-0	1-0-0	0-0-0
Louisiana Tech	1-1-0	1-0-0	0-0-0	0-1-0	Utah	1-0-0	0-0-0	1-0-0	0-0-0
Louisville	1-1-0	1-0-0	0-1-0	0-0-0	Utah State	1-0-0	1-0-0	0-0-0	0-0-0
LSU	0-1-0	0-0-0	0-1-0	0-0-0	UTEP	3-0-0	1-0-0	2-0-0	0-0-0
Marquette	2-1-0	1-0-0	1-1-0	0-0-0	UTSA	3-0-0	2-0-0	1-0-0	0-0-0
McNeese	1-0-0	1-0-0	0-0-0	0-0-0	Virginia Tech	2-1-0	1-0-0	0-1-0	1-0-0
Miami (Fla.)	1-1-0	0-0-0	0-1-0	1-0-0	Washburn	6-1-0	4-1-0	2-0-0	0-0-0
Miami (Ohio)	2-0-0	2-0-0	0-0-0	0-0-0	Washington	2-1-0	0-1-0	1-0-0	1-0-0
Michigan	0-2-0	0-0-0	0-2-0	0-0-0	Washington (St. Louis)	5-6-1	4-0-0	1-6-1	0-0-0
Minnesota	0-2-0	0-0-0	0-2-0	0-0-0	Washington State	2-2-0	1-1-0	0-1-0	1-0-0
Mississippi	0-3-0	0-0-0	0-0-0	0-3-0	West Texas A&M	1-1-0	1-1-0	0-0-0	0-0-0
Mississippi State	3-2-0	2-0-0	0-2-0	1-0-0	West Virginia	9-5-0	4-3-0	4-2-0	1-0-0
Missouri	24-29-0	12-11-0	11-17-0	1-1-0	Wichita State	20-5-1	13-2-0	7-3-1	0-0-0
Missouri-Rolla	1-2-0	1-0-0	0-1-0	0-1-0	William & Mary	0-1-0	0-0-0	0-0-0	0-1-0
Missouri State	9-0-0	9-0-0	0-0-0	0-0-0	Wisconsin	0-1-0	0-0-0	0-0-0	0-1-0
Montana State	1-0-0	1-0-0	0-0-0	0-0-0	Wyoming	7-1-0	4-0-0	2-1-0	1-0-0
Total	629-571-48	370-204-26	224-330-21	35-37-1					

Series History vs. All Opponents



Oklahoma State defensive tackle Mike Robinson sacks BYU's Gifford Nielsen during the Cowboys' 49-21 win over the Cougars in the 1976 Tangerine Bowl. OSU plays BYU this season for the time since that game.

Air Force

1958	L	29-33	H
1967	T	0-0	H

Alabama

2006	W	34-31	N
------	---	-------	---

Arizona

1931	W	31-0	H
1932	W	13-6	A
1937	L	13-22	A
1940	L	0-24	A
1941	W	41-14	H
1942	L	6-20	A
2010	W	36-10	N
2011	W	37-14	H
2012	L	38-59	A

Arizona State

1984	W	45-3	A
1991	L	3-30	H
1993	L	10-12	A
2022	W	34-17	H

Arkansas

1912	W	13-7	A
1913	L	0-3	A
1914	W	46-0	H
1915	L	9-14	N
1921	W	7-0	H
1922	W	13-0	N
1923	L	0-13	N
1924	W	20-0	H
1925	L	7-9	A
1926	L	2-24	H
1927	L	20-33	A
1929	L	6-32	H
1930	W	26-0	A

1938	L	7-27	A
1943	W	19-13	N
1944	W	19-0	N
1945	W	19-14	A
1946	T	21-21	H
1950	W	12-7	A
1951	L	7-42	H
1952	L	20-22	A
1953	W	7-6	A
1955	L	0-21	A
1956	L	7-19	A
1957	L	0-12	A
1959	L	7-13	A
1960	L	0-9	A
1962	L	7-34	A
1963	L	0-21	A
1964	L	10-14	A
1965	L	14-28	A
1966	L	10-14	A
1967	W	7-6	A
1968	L	15-32	A
1969	L	0-39	A
1970	L	7-23	A
1971	L	10-31	A
1972	L	23-24	A
1973	W	38-6	A
1974	W	26-7	A
1975	W	20-13	H
1976	L	10-16	A
1977	L	6-28	A
1978	L	7-19	H
1979	L	7-27	A
1980	L	20-33	A

Arkansas State

2005	W	20-10	H
2006	W	35-7	N

Army

1962	W	12-7	A
------	---	------	---

Baker

1912	W	35-13	H
1915	W	30-7	H

Baylor

1914	W	60-0	H
1915	L	6-12	A
1916	L	7-10	H
1917	L	0-17	A
1920	L	0-7	H
1922	L	0-10	H
1936	L	0-13	H
1938	L	6-20	N
1939	L	0-13	H
1942	L	12-18	N
1972	W	20-7	H
1974	L	14-31	A
1983	W	24-14	N
1994	L	10-14	A
1996	W	37-17	H
1997	W	24-14	A
1998	W	24-10	H
1999	W	34-14	A
2000	W	50-22	H
2001	W	38-22	A
2002	W	63-28	H
2003	W	38-21	A
2004	W	49-21	H
2005	L	34-44	A
2006	W	66-24	H
2007	W	45-14	A
2008	W	34-6	H
2009	W	34-7	A
2010	W	55-28	H
2011	W	59-24	H

2012	L	34-41	A
2013	W	49-17	H
2014	L	28-49	A
2015	L	35-45	H
2016	L	24-35	A
2017	W	59-16	H
2018	L	31-35	A
2019	L	27-45	H
2020	W	42-3	A
2021	W	24-14	H
2021	L	16-21	N
2022	W	36-25	A

Bethany

1931	W	34-0	H
------	---	------	---

Blackwell College

1911	W	30-5	H
1912	W	79-0	H

Boise State

2018	W	44-21	H
2021	W	21-20	A

Bowling Green

1984	W	31-14	H
------	---	-------	---

BYU

1974	W	16-6	N
1976	W	49-21	N

Camp MacArthur (Texas)

1917	L	0-39	A
------	---	------	---

Centenary

1936	L	0-7	A
1937	L	0-19	H

Central Arkansas

2015	W	32-8	H
------	---	------	---

Central Michigan

2015	W	24-13	A
2016	L	27-30	H
2022	W	58-44	H

Central Missouri State

1916	W	16-7	H
1917	W	27-0	H

Central Oklahoma

1900	W	41-0	H
1905	L	0-6	A
1905	W	5-0	H
1906	L	2-10	A
1906	L	2-23	H
1907	T	0-0	H
1907	T	5-5	A
1908	L	5-8	A
1908	W	17-0	H
1909	W	27-0	A
1910	W	52-0	H
1911	W	46-5	H
1912	W	81-0	H
1916	W	34-6	A
1917	W	13-0	H
1918	W	26-6	H
1919	W	52-0	H
1922	W	17-0	H
1923	L	6-14	H
1932	T	0-0	H
1933	W	20-12	H
1938	W	23-12	H
1940	W	25-6	H



Series History vs. All Opponents

Chilocco Indian College

1901	L	5-6	H
1904	L	0-17	H
1904	L	0-23	A
1905	T	0-0	H
1905	L	0-34	A
1906	L	5-26	H
1908	W	30-0	H

Cincinnati

1958	W	19-14	A
1959	L	9-22	H
1983	W	27-17	A

Colorado

1920	L	7-40	N
1933	L	0-6	H
1960	L	6-13	H
1961	L	0-24	A
1962	W	36-16	H
1963	L	0-25	A
1964	W	14-10	H
1965	L	11-34	A
1966	W	11-10	H
1967	W	10-7	A
1968	W	34-17	H
1969	L	14-17	A
1970	L	6-30	H
1971	L	6-40	A
1972	W	31-6	H
1973	W	38-24	A
1974	L	20-37	H
1975	L	7-17	A
1976	L	10-20	H
1977	L	13-29	A
1978	W	24-20	H
1979	W	21-20	A
1980	W	42-7	H
1981	L	10-11	A
1982	T	25-25	H
1983	W	40-14	A
1984	W	20-14	H
1985	W	14-11	A
1986	L	14-31	H
1987	W	42-17	H
1988	W	41-21	A
1989	L	17-41	H
1990	L	22-41	A
1991	L	12-16	H
1992	L	0-28	A
1993	L	14-31	H
1994	L	3-17	A
1995	L	32-45	H
1996	L	13-35	A
1997	W	33-29	H
2000	L	21-37	A
2001	L	19-22	H
2004	W	42-14	A
2005	L	0-34	H
2008	W	30-17	A
2009	W	31-28	H
2016	W	38-8	N

Colorado State

1914	W	7-0	N
1955	L	13-20	H

Creighton

1921	L	13-26	A
1923	L	2-13	H
1924	T	20-20	A
1927	W	18-6	H
1928	L	0-37	A
1929	W	32-13	H
1930	W	13-0	A
1931	W	20-0	H
1932	W	18-7	H
1933	W	33-13	A
1934	L	7-13	H
1935	L	0-16	A
1937	W	16-13	H
1938	L	7-16	A
1939	W	20-9	H
1940	W	20-14	A
1941	W	13-6	H
1942	W	20-6	A

Denver

1943	W	7-6	A
1944	W	33-21	A
1945	W	31-7	A
1946	W	40-7	H
1947	L	14-26	A
1948	W	27-7	H
1949	W	48-2	A
1958	W	31-14	A
1959	W	20-12	H

Detroit

1934	W	19-6	H
1935	L	0-13	A
1936	L	12-46	A
1941	L	14-20	H
1942	W	33-6	A
1949	L	7-13	A
1950	L	13-20	H
1951	W	20-7	A
1952	W	21-6	H
1953	L	14-18	A
1954	W	34-19	A
1955	L	0-7	A
1956	W	25-7	H

Drake

1929	L	6-18	A
1932	W	27-7	A
1933	W	21-0	H
1934	W	7-0	A
1942	W	55-12	H
1946	W	59-7	H
1947	L	9-13	A
1949	W	28-0	H
1950	T	14-14	A
1951	W	27-14	H

Duquesne

1934	L	0-32	A
1935	L	7-20	H

Emporia State

1921	T	7-7	H
1925	L	0-21	H

Florida

1990	L	7-50	A
------	---	------	---

Florida Atlantic

2005	W	23-3	A
2006	W	48-8	H
2007	W	42-6	H

Florida State

1958	W	15-6	N
1977	L	17-25	H
1978	L	20-38	A
1985	L	23-34	N
2014	L	31-37	N

Fresno State

1997	W	35-0	H
------	---	------	---

Friends College

1915	W	6-0	H
------	---	-----	---

Georgia

1946	L	13-33	A
1947	L	7-20	H
2007	L	14-35	A
2009	W	24-10	H

Grambling State

2009	W	56-6	H
------	---	------	---

Grinnell

1925	L	0-28	H
1926	W	10-0	H
1932	W	27-0	H

Hardin-Simmons

1953	W	20-0	H
1954	L	7-13	A
1957	W	32-7	A

Haskell Institute

1915	L	7-21	H
1918	W	19-6	H
1919	L	3-12	H
1920	L	7-33	H
1930	L	12-13	H
1931	W	39-0	H
1933	W	18-0	H
1934	W	9-6	H
1935	W	20-0	H

Hawaii

1995	W	24-20	A
------	---	-------	---

Houston

1951	L	7-31	A
1952	L	7-10	H
1953	W	14-7	A
1954	L	7-14	H
1955	L	13-21	A
1956	L	0-13	H

1957	T	6-6	A
1958	W	7-0	A
1959	W	19-12	H
1960	L	7-12	A
1961	W	28-24	H
1966	L	9-35	A
1968	W	21-17	A
1969	W	24-18	H
1970	W	26-17	H
1986	L	12-28	H
1987	W	35-0	A
2006	L	25-34	A
2008	W	56-37	H
2009	L	35-45	H

Illinois State

1986	W	23-7	H
------	---	------	---

Indiana

1930	T	7-7	A
2007	W	49-33	N

Indiana State

1992	W	35-3	H
------	---	------	---

Iowa

1923	L	0-20	A
1930	W	6-0	A

Iowa State

1926	W	13-0	A
1960	L	6-13	H
1961	L	7-14	A
1962	L	7-34	H
1963	L	28-33	A
1964	W	29-14	H
1965	L	10-14	A
1966	T	14-14	H
1967	W	28-14	A
1968	W	26-17	H
1969	W	35-0	A
1970	W	36-27	H
1971	L	0-54	A
1972	W	45-14	H
1973	L	12-28	A
1974	W	14-12	H
1975	W	14-7	A
1976	W	42-21	H
1977	L	13-21	A
1978	L	15-28	H
1979	W	13-10	A
1980	L	21-23	H
1981	W	27-7	A
1982	W	49-13	H
1983	W	30-7	A
1984	W	16-10	H
1985	L	10-15	A
1986	W	21-14	H
1987	W	48-27	H
1988	W	49-28	A
1989	L	21-31	H
1990	W	25-17	A
1991	T	6-6	A
1992	W	27-21	H
1993	L	17-20	A

1994	T	31-31	H
1995	L	14-38	A
1996	W	28-27	H
1997	W	21-14	A
2000	L	26-33	H
2001	L	14-28	A
2004	W	36-7	H
2005	L	10-37	A
2008	W	59-17	H
2009	W	34-8	A
2011	L 2ot	31-37	A
2012	W	31-10	H
2013	W	58-27	A
2014	W	37-20	H
2015	W	35-31	A
2016	W	38-31	H
2017	W	49-42	A
2018	L	42-48	H
2019	W	34-27	A
2020	W	24-21	H
2021	L	21-24	A
2022	W	20-14	H

Jefferson


1932	L	6-12	N
------	---	------	---

Kansas

1923	L	0-9	A
1924	W	3-0	A
1925	L	3-13	A
1931	W	13-7	A
1946	L	13-14	A
1947	L	7-13	H
1948	L	7-13	A
1949	L	14-55	H
1950	L	7-40	A
1951	L	12-27	H
1952	L	7-21	A
1953	W	41-14	A
1954	W	47-12	H
1955	L	7-12	A
1956	L	13-21	H
1957	L	7-13	A
1958	W	6-3	H
1959	L	14-28	A
1960	L	7-14	H
1961	L	8-42	A
1962	L	17-36	H
1963	L	7-41	A
1964	L	13-14	H
1965	L	0-9	A
1966	W	10-7	A
1967	L	15-26	H
1968	L	14-49	A
1969	W	28-25	A
1970	W	19-7	H
1971	W	17-10	A
1972	L	10-13	H
1973	T	10-10	A
1974	W	24-13	H
1975	W	35-19	A
1976	W	21-14	H
1977	W	21-0	A
1978	W	21-7	H
1979	W	30-17	A

Series History vs. All Opponents

1980 W [*] 14-14 H	Kansas State	1983 L 20-21 H	1906 T 0-0 H	Marquette
1981 W 20-7 A	1908 L 10-40 A	1984 W 34-6 A	1907 L 0-6 H	1927 W 8-0 H
1982 T 24-24 H	1909 L 0-9 A	1985 W 35-3 H	1909 W 5-0 H	1928 L 0-26 A
1983 W 27-10 A	1911 L 0-11 A	1986 W 23-3 A	1910 W 35-0 H	1959 W 18-12 A
1984 W 47-10 H	1917 L 0-23 A	1987 W 56-7 H	1911 W 84-0 H	
1985 W 17-10 A	1927 W 25-18 A	1988 W 45-27 A		McNeese
1986 W 24-6 H	1928 L 6-13 H	1989 W 17-13 H	Lamar	2019 W 56-14 H
1987 W 49-17 A	1936 L 0-31 H	1990 L 17-23 A	2013 W 59-3 H	
1988 W 63-24 H	1947 W 12-0 A	1991 L 26-36 H		Miami (Fla.)
1989 W 37-34 A	1948 W 42-6 H	1992 L 0-10 A	Logan County HS	1991 L 3-40 A
1990 L 30-31 H	1949 W 26-14 A	1993 L 17-21 H	1904 L 0-10 A	2020 W 37-34 N
1991 L 0-31 H	1950 W 41-0 H	1994 L 6-23 A	1905 L 11-17 A	
1992 L 18-26 A	1955 W 28-0 H	1995 L 17-23 H		Miami (Ohio)
1993 L 6-13 H	1956 W 27-7 A	1998 L 20-52 A	Louisiana	1985 W 45-10 H
1994 L 14-24 A	1958 W 14-7 H	1999 L 21-44 H	1986 W 21-20 A	1988 W 52-20 H
1995 L 17-22 H	1959 W 27-21 A	2002 L 9-44 A	1987 W 36-0 H	
1998 W 38-28 A	1960 W 28-7 A	2003 W 38-34 H	1997 W 31-7 A	Michigan
1999 W 45-13 H	1961 W 45-0 H	2006 L 27-31 A	1998 W 44-20 H	1926 L 3-42 A
2002 W 55-20 A	1962 W 30-6 A	2007 W 41-39 H	1999 W 24-7 H	1992 L 3-35 A
2003 W 44-21 H	1964 L 14-17 A	2010 W 24-14 A	2003 W 56-3 H	
2006 W 42-32 A	1965 W 31-7 H	2011 W 52-45 H	2010 W 54-28 A	Minnesota
2007 L 28-43 H	1966 W 21-6 A	2012 L 30-44 A	2011 W 61-34 H	1927 L 0-40 A
2010 W 48-14 A	1967 W 49-14 H	2013 W 33-29 H	2012 W 65-24 H	1931 L 0-20 A
2011 W 70-28 H	1968 L 14-21 A	2014 L 14-48 A		
2012 W 20-14 A	1969 W 28-19 H	2015 W 36-34 H	Louisiana-Moroe	Mississippi
2013 W 42-6 H	1970 L 15-28 A	2016 W 43-37 A	1997 W 38-7 H	2003 L 28-31 N
2014 W 27-20 A	1971 L 23-35 H	2017 L 40-45 H		2009 L 7-21 N
2015 W 58-10 H	1972 W 45-14 A	2018 L 12-31 A	Louisiana Tech	2015 L 20-48 N
2016 W 44-20 A	1973 W 28-9 H	2019 W 26-13 H	2001 W 30-23 H	
2017 W 58-17 H	1974 W 29-5 A	2020 W 20-18 A	2002 L 36-39 N	Mississippi State
2018 W 48-28 A	1975 W 56-3 H	2021 W 31-20 H		1970 L 13-14 A
2019 W 31-13 H	1976 W 45-21 A	2022 L 0-48 A	Louisville	1971 W 26-7 H
2020 W 47-7 A	1977 W 21-14 H		1981 W 19-11 H	1998 W 42-23 H
2021 W 55-3 H	1978 L 7-18 A	Kingfisher	1982 L 22-28 A	1999 L 11-29 A
2022 L 16-37 A	1979 W 42-15 H	1899 L 0-22 N		2013 W 21-3 N
[*] Kansas later forfeited, giving Oklahoma State the win	1980 W 10-0 A	1901 L 0-12 A	LSU	
	1981 W 31-10 H	1901 L 5-11 H	1956 L 0-13 A	
	1982 W 24-16 A	1904 L 0-11 A		



Oklahoma State end Billy Dodson runs away from the Cincinnati defense in the 1959 season opener, which was the Bearcats' last visit to Stillwater prior to 2023.



Series History vs. All Opponents

Missouri

1915	L	6-13	A
1921	L	0-36	A
1949	L	7-21	A
1950	L	0-27	H
1951	L	26-27	A
1952	W	14-7	H
1960	L	7-28	A
1961	L	0-10	H
1962	L	6-23	A
1963	L	6-28	H
1964	W	10-7	A
1965	L	0-13	H
1966	L	0-7	A
1967	L	0-7	H
1968	L	7-42	A
1969	L	21-31	A
1970	L	20-40	H
1971	W	37-16	A
1972	W	17-16	H
1973	L	9-13	A
1974	W	31-7	H
1975	L	14-41	A
1976	W	20-19	H
1977	L	14-41	A
1978	W	35-20	H
1979	W	14-13	A
1980	L	7-30	H
1981	W	16-12	A
1982	W	30-20	H
1983	L	10-16	A
1984	W	31-13	H
1985	W	21-19	A
1986	W	10-6	H
1987	W	24-20	A
1988	W	49-21	H
1989	W	31-30	A
1990	W	48-28	H
1991	L	7-41	A
1992	W	28-26	H
1993	L	9-42	A
1994	L	15-24	H
1995	W	30-26	A
1996	L ot	28-35	A
1997	L 2ot	50-51	H
2000	L	10-24	A
2001	L 3ot	38-41	H
2004	W	20-17	A
2005	L	31-38	H
2008	W	28-23	A
2009	W	33-17	H
2011	W	45-24	A
2013	L	31-41	N
2018	W	38-33	N

Missouri-Rolla

1912	L	7-13	A
1913	L	0-14	N
1924	W	23-0	H

Missouri State

1993	W	45-7	H
1995	W	35-7	H
1996	W ot	23-20	H
2003	W	42-3	H

2006	W	52-10	H
2008	W	57-13	H
2014	W	40-23	H
2018	W	58-17	H
2021	W	23-16	H

Montana State

2005	W	15-10	H
------	---	-------	---

Nebraska

1960	W	7-6	A
1961	W	14-6	H
1962	L	0-14	A
1963	L	16-20	H
1964	L	14-27	A
1965	L	17-21	H
1966	L	6-21	A
1967	L	0-9	A
1968	L	20-21	H
1969	L	3-13	A
1970	L	31-65	A
1971	L	13-41	H
1972	L	0-34	A
1973	T	17-17	H
1974	L	3-7	A
1975	L	20-28	H
1976	L	10-14	A
1977	L	14-31	H
1978	L	14-22	A
1979	L	0-36	H
1980	L	7-48	A
1981	L	7-54	H
1982	L	10-48	A
1983	L	10-14	H
1984	L	3-17	A
1985	L	24-34	H
1986	L	10-30	A
1987	L	0-35	H
1988	L	42-63	A
1989	L	23-48	H
1990	L	3-31	A
1991	L	15-49	H
1992	L	0-55	A
1993	L	13-27	H
1994	L	3-32	A
1995	L	21-64	H
1998	L	17-24	N
1999	L	14-38	A
2002	W	24-21	H
2003	L	7-17	A
2006	W	41-29	H
2007	W	45-14	A
2010	L	41-51	H

New Mexico State

1939	W	20-0	H
------	---	------	---

Norman NAS

1943	L	0-20	H
1944	L	0-15	H

North Texas

1957	W	25-19	A
1958	W	21-14	H
1975	W	61-7	H

1976	W	16-10	H
1978	L	7-12	A
1979	W	25-7	H
1981	W	9-0	A
1982	W	27-6	H
1983	W	20-13	H
1985	W	10-9	H
1994	W	36-34	H

Northeastern (Okla.)

1931	W	25-0	H
------	---	------	---

Northern Illinois

1994	W	31-14	A
------	---	-------	---

Northern Iowa

1990	W	33-23	H
2002	W	45-10	H

Northern Oklahoma College

1903	T	0-0	H
1904	L	0-6	A
1906	W	11-4	H
1907	W	10-0	A
1913	W	47-0	H
1914	W	48-0	A

Northwestern (Okla.)

1901	W	17-0	N
1907	L	0-8	N
1908	L	0-18	A
1909	W	5-0	A
1915	W	77-0	A
1916	W	90-0	H
1922	W	49-0	H
1929	W	12-0	H
1939	W	52-0	H

Northwestern State (La.)

2001	W	24-0	H
------	---	------	---

Notre Dame

2021	W	37-35	N
------	---	-------	---

Ohio State

1989	L	13-37	A
2004	L	7-33	N

Oklahoma

1904	L	0-75	N
1906	L	0-23	H
1907	L	0-67	A
1908	L	0-18	H
1910	L	0-12	A
1911	L	0-22	H
1912	L	0-16	A
1913	L	0-7	H
1914	L	6-28	A
1915	L	7-26	N
1916	L	7-41	N
1917	W	9-0	N
1918	L	0-27	N
1919	L	6-33	N
1920	L	0-36	H
1921	L	0-6	A

1922	T	3-3	H
1923	L	0-12	A
1924	W	6-0	H
1925	L	0-35	A
1926	T	14-14	H
1927	W	13-7	A
1928	L	0-46	H
1929	T	7-7	A
1930	W	7-0	H
1931	T	0-0	A
1932	W	7-0	H
1933	W	13-0	A
1934	T	0-0	H
1935	L	0-25	A
1936	L	13-35	H
1937	L	0-16	A
1938	L	0-19	H
1939	L	0-41	A
1940	L	27-29	A
1941	L	0-19	A
1942	T	0-0	H
1943	L	13-22	N
1944	W	28-6	N
1945	W	47-0	A
1946	L	12-73	H
1947	L	13-21	A
1948	L	15-19	H
1949	L	0-41	A
1950	L	14-41	H
1951	L	6-41	A
1952	L	7-54	H
1953	L	7-42	A
1954	L	0-14	H
1955	L	0-53	A
1956	L	0-53	H
1957	L	6-53	A
1958	L	0-7	H
1959	L	7-17	A
1960	L	6-17	H
1961	L	13-21	A
1962	L	6-37	A
1963	L	10-34	A
1964	L	16-21	H
1965	W	17-16	A
1966	W	15-14	H
1967	L	14-38	A
1968	L	7-41	H
1969	L	27-28	H
1970	L	6-66	A
1971	L	14-58	H
1972	W^	15-38	A
1973	L	18-45	H
1974	L	13-44	A
1975	L	7-27	H
1976	W	31-24	A
1977	L	28-61	H
1978	L	7-62	A
1979	L	7-38	H
1980	L	14-63	A
1981	L	3-27	H
1982	L	9-27	A
1983	L	20-21	H
1984	L	14-24	A
1985	L	0-13	H
1986	L	0-19	A

1987	L	10-29	A
1988	L	28-31	H
1989	L	15-37	A
1990	L	17-31	H
1991	L	6-21	A
1992	T	15-15	H
1993	L	0-31	A
1994	L	14-33	H
1995	W	12-0	A
1996	L	17-27	H
1997	W	30-7	A
1998	W	41-26	H
1999	L	7-44	A
2000	L	7-12	H
2001	W	16-13	A
2002	W	38-28	H
2003	L	9-52	A
2004	L	35-38	H
2005	L	14-42	A
2006	L	21-27	H
2007	L	17-49	A
2008	L	41-61	H
2009	L	0-27	A
2010	L	41-47	H
2011	W	44-10	H
2012	L ot	48-51	A
2013	L	24-33	H
2014	W ot	38-35	A
2015	L	23-58	H
2016	L	20-38	A
2017	L	52-62	H
2018	L	47-48	A
2019	L	16-34	H
2020	L	13-41	A
2021	W	37-33	H
2022	L	13-28	A

^Oklahoma later forfeited, giving Oklahoma State the win.

Oklahoma Baptist

1934	W	12-0	H
------	---	------	---

Oklahoma City

1905	T	0-0	A
1906	T	6-6	H
1907	L	5-16	A
1908	W	18-0	H
1910	L	0-15	A
1928	L	0-9	H
1929	W	18-0	A
1930	L	0-6	A
1931	L	0-13	A
1932	W	14-6	A
1933	L	13-19	A
1934	L	0-13	A
1935	W	6-0	H
1936	L	6-9	A
1937	W	27-7	H
1938	W	19-12	A

Oklahoma HS (OKC)

1909	L	0-5	H
------	---	-----	---

Series History vs. All Opponents



Running back Keith Toston carries the ball at Houston in 2006 - the Cowboys' last road visit to the Cougars prior to this season.

Oklahoma Methodist

1911	W	30-0	A
1912	W	90-0	H

Okla. State Military Inst.

1903	T	6-6	H
------	---	-----	---

Oregon

2008	L	31-42	N
------	---	-------	---

Oregon State

2019	W	52-36	A
------	---	-------	---

Pawnee Indian School

1901	W	12-0	H
------	---	------	---

Phillips

1909	W	6-0	H
1910	L	9-14	A
1913	W	112-3	H
1914	W	134-0	H
1917	L	0-6	A
1919	T	7-7	H
1921	W	7-6	A
1923	W	13-0	H
1924	W	13-0	H
1932	W	13-0	H

Pittsburgh

2016	W	45-38	H
2017	W	59-21	A

Purdue

1997	L	20-33	N
2012	W	58-14	N

Regis

1928	W	13-6	H
------	---	------	---

Rice

1914	T	13-13	A
1922	W	21-0	H
1923	W	13-0	A
2009	W	41-24	H

Sam Houston State

2007	W	39-3	H
------	---	------	---

San Diego State

1980	W	15-6	A
1981	L	16-23	H
1982	L	6-35	A
1984	W	19-16	H

San Francisco

1948	W	27-20	A
------	---	-------	---

Savannah State

2012	W	84-0	H
------	---	------	---

SMU

1922	L	6-32	A
1923	L	0-9	A
1924	T	13-13	A
1933	T	7-7	A
1934	L	0-41	A
1945	W	26-12	N
1946	L	6-15	A
1947	L	14-21	H
1950	L	0-56	A
2002	W	52-16	H
2003	W	52-6	A
2004	W	59-7	H

South Alabama

2017	W	44-7	A
2018	W	55-13	H

South Carolina

1979	L	16-23	A
1984	W	21-14	N

Southeastern (Okla.)

1909	W	6-0	A
1935	W	20-13	H

Southeastern Louisiana

2016	W	61-7	H
------	---	------	---

Southern Illinois

1973	W	70-7	H
------	---	------	---

Southern Mississippi

2000	L	6-28	H
2001	L	9-17	A
2002	W	33-23	N

Southwestern (Kan.)

1907	L	2-6	H
1908	W	6-0	A
1909	L	0-12	H
1910	L	0-5	A
1911	W	61-16	H
1920	T	7-7	H

Southwestern (Okla.)

1909	L	0-2	H
1910	W	42-0	H
1916	W	117-0	H
1919	W	37-0	H
1921	W	53-0	H
1924	W	9-0	H
1925	W	9-2	H
1932	W	33-3	H

St. Louis

1929	T	0-0	H
1940	W	14-7	H
1941	W	13-7	A
1942	W	54-7	H

St. Mary's (Calif.)

1945	W	33-13	N
------	---	-------	---

Stanford

2011	W ot	41-38	N
------	------	-------	---

TCU

1915	W	13-0	A
1919	W	14-7	A
1921	W	28-21	H
1922	L	14-22	A
1923	L	6-7	H
1924	L	10-17	A
1925	W	22-7	H
1926	L	0-3	A
1943	L	0-25	N
1944	W	34-0	N
1945	W	25-12	A
1946	W	7-6	H
1947	W	14-7	A
1948	L	14-21	H
1949	T	33-33	A
1950	W	13-7	H
1970	W	34-20	H
1971	T	14-14	A
1990	L	21-31	A
1991	L	21-24	H
1992	L	11-13	A
1993	W	27-22	H
2012	W	36-10	H
2013	W	24-10	H
2014	L	9-42	A
2015	W	49-29	H

2016	W	31-6	A
2017	L	31-44	H
2018	L	24-31	A
2019	W	34-27	H
2020	L	22-29	A
2021	W	63-17	H
2022	L ot	40-43	A

Temple

1947	W	26-0	A
1948	W	41-7	H

Tennessee

1995	L	0-31	A
------	---	------	---

Texas

1916	L	6-14	N
1917	L	3-7	A
1918	L	5-27	A
1920	L	0-21	A
1922	L	7-19	A
1944	W	13-8	A
1946	L	6-54	A
1963	L	7-34	A
1967	L	0-19	A
1968	L	3-31	A
1996	L	14-71	A
1997	W	42-16	H
1998	L	34-37	A
1999	L	21-34	H
2000	L	7-42	A
2001	L	17-45	H
2002	L	15-17	A
2003	L	16-55	H
2004	L	35-56	A
2005	L	28-47	H
2006	L	10-36	A
2007	L	35-38	H
2008	L	24-28	A



Series History vs. All Opponents

2009	L	14-41	H
2010	W	33-16	A
2011	W	38-26	A
2012	L	36-41	H
2013	W	38-13	A
2014	L	7-28	H
2015	W	30-27	A
2016	W	49-31	H
2017	W ot	13-10	A
2018	W	38-35	H
2019	L	30-36	A
2020	L	34-41	H
2021	W	32-24	A
2022	W	41-34	H

Texas A&M

1913	W	3-0	H
1914	L	0-24	A
1919	L	0-28	A
1920	L	0-35	H
1921	L	7-23	A
1939	L	0-32	N
1952	L	7-14	N
1954	W	14-6	N
1981	L	16-33	N
1983	W	34-15	A
1988	W	52-15	H
1996	L	19-38	H
1997	L ot	25-28	A
1998	L	6-17	H
1999	L	3-21	A
2000	L	16-21	H
2001	L	7-21	A
2002	W	28-23	H
2003	W	38-10	A
2004	L	20-36	H
2005	L	23-62	A
2006	L ot	33-34	H
2007	L	23-24	A
2008	W	56-28	H
2009	W	36-31	A
2010	W	38-35	H
2011	W	30-29	A
2019	L	21-24	N

Texas-Arlington

1972	W	21-3	H
1973	W	56-7	H

Texas State

2000	W	23-0	H
------	---	------	---

Texas Tech

1935	L	0-14	A
1936	L	0-12	A
1937	L	6-14	H
1940	T	6-6	N
1941	L	6-16	N
1942	W	9-6	A
1943	W	21-13	N
1944	W	14-7	A
1945	W	46-6	H
1946	L	7-14	A
1953	L	13-27	H
1954	T	13-13	A

1955	L	6-24	H
1956	T	13-13	A
1957	W	13-0	H
1965	L	14-17	A
1966	L	7-10	A
1969	W	17-10	H
1973	L	7-20	H
1974	L	13-14	A
1975	W	17-16	H
1988	W	45-42	N
1989	L	15-31	H
1996	L	3-31	N
1997	L	3-27	H
1998	L	17-24	A
1999	W	41-21	H
2000	L	0-58	A
2001	L	30-49	H
2002	L	24-49	A
2003	W	51-49	H
2004	L	15-31	A
2005	W	24-17	H
2006	L	24-30	A
2007	W	49-45	H
2008	L	20-56	A
2009	W	24-17	H
2010	W	34-17	A
2011	W	66-6	A
2012	W	59-21	H
2013	W	52-34	A
2014	W	45-35	H
2015	W	70-53	A
2016	W	45-44	H
2017	W	41-34	A
2018	L	17-41	H
2019	L	35-45	A
2020	W	50-44	H
2021	W	23-0	A
2022	W	41-31	H

Troy

2007	L	23-41	A
2008	W	55-24	H
2010	W	41-38	H

Tulsa

1914	W	13-6	H
1915	T	0-0	H
1916	L	13-17	A
1917	W	41-2	H
1918	W	34-0	A
1919	T	7-7	H
1920	L	14-20	H
1922	W	(Forfeit)	H
1926	L	0-28	A
1927	L	26-28	H
1928	L	0-31	A
1929	W	20-0	H
1930	W	13-7	A
1931	W	7-6	A
1932	T	0-0	A
1933	W	7-0	A
1934	L	0-19	H
1935	L	0-12	A
1936	L	0-13	A
1937	L	0-27	A

1938	L	7-20	A
1939	W	9-7	A
1940	L	6-19	A
1941	L	0-16	H
1942	L	6-34	A
1943	L	6-55	A
1944	W	46-40	A
1945	W	12-6	H
1946	L	18-20	A
1947	L	0-13	H
1948	W	19-0	A
1949	T	13-13	H
1950	L	13-27	A
1951	L	7-35	H
1952	L	21-23	A
1953	W	28-14	H
1954	W	12-0	A
1955	W	14-0	H
1956	T	14-14	A
1957	W	28-13	H
1958	L	16-24	A
1959	W	26-0	H
1960	W	28-7	A
1961	W	26-0	H
1962	W	17-7	A
1963	W	33-24	H
1964	L	14-61	A
1965	W	17-14	H
1976	W	33-21	H
1977	W	34-17	A
1981	W	23-21	H
1982	L	15-25	A
1983	W	9-0	H
1984	W	31-7	A
1985	W	25-13	H
1986	L	23-27	A
1987	W	39-28	H
1988	W	56-35	H
1989	L	10-20	A
1990	W	10-3	H
1991	L	7-13	A
1992	W	24-19	H
1993	W	16-10	A
1994	W	17-10	H
1995	L	23-24	A
1996	W	30-9	H
1998	L	20-35	A
1999	W	46-9	H
2000	W	36-26	A
2004	W	38-21	H
2010	W	65-28	H
2011	W	59-33	A
2017	W	59-24	H
2019	W	40-21	A
2020	W	16-7	H
2021	W	28-23	H

Tulsa Businessmen

1905	L	5-6	H
------	---	-----	---

UAPB

2022	W	63-7	H
------	---	------	---

UCLA

2002	L	24-38	H
2004	W	31-20	A

Utah

1945	W	46-6	A
------	---	------	---

Utah State

1996	W	31-17	H
------	---	-------	---

UTEP

1932	W	20-7	A
1976	W	42-13	A
1977	W	54-0	H

UTSA

2013	W	56-35	A
2014	W	43-13	H
2015	W	69-14	H

Virginia Tech

1971	W	24-16	H
1972	L	32-34	A
2017	W	30-21	N

Washburn

1913	W	3-0	H
1921	W	13-0	H
1936	W	6-0	H
1937	W	25-3	A
1938	L	0-14	H
1939	W	27-6	A
1940	W	33-14	H

Washington

1980	L	18-24	H
1985	W	31-17	A
2014	W	30-22	N

Washington (St. Louis)

1925	T	0-0	A
1926	W	37-3	H
1927	L	0-6	A
1930	W	28-7	H
1935	L	13-39	A
1936	L	6-39	A
1937	L	0-12	A
1938	L	0-24	A
1939	L	0-7	A
1940	W	53-12	H
1941	W	41-12	A
1942	W	40-7	H

Washington State

1951	L	13-27	A
1952	L	7-9	H
2008	W	39-13	N
2010	W	65-17	H

West Texas A&M

1944	W	41-6	H
1980	L	19-20	H

West Virginia

1928	L	6-32	A
1929	L	6-9	H
1987	W	35-33	N
2012	W	55-34	H
2013	L	21-30	A
2014	L	10-34	H
2015	W ot	33-26	A
2016	W	37-20	H
2017	W	50-39	A
2018	W	45-41	H
2019	W	20-13	A
2020	W	27-13	H
2021	W	24-3	A
2022	L	19-24	H

Wichita State

1918	W	26-7	H
1930	W	12-0	H
1931	W	14-6	H
1937	W	14-8	A
1938	L	6-14	H
1939	T	0-0	A
1940	W	26-6	H
1941	W	33-13	A
1948	W	27-14	A
1949	W	47-20	H
1950	W	32-20	A
1951	W	43-0	H
1952	W	35-21	A
1953	W	14-7	H
1954	L	13-22	A
1955	L	7-14	H
1956	W	32-6	A
1957	W	26-0	H
1958	W	43-12	A
1959	W	34-14	H
1961	L	13-25	A
1964	W	31-7	H
1974	W	59-0	H
1975	W	34-0	H
1978	L	10-20	A
1979	W	16-6	H

William & Mary

1948	L	0-20	N
------	---	------	---

Wisconsin

2022	L	17-24	N
------	---	-------	---

Wyoming

1953	W	20-14	H
1954	W	14-6	A
1957	W	39-6	H
1987	W	35-29	A
1988	W	62-14	N
1989	W	27-7	H
1995	L	25-45	A
2003	W	48-24	H



SEASON REVIEW



Season Story



Cowboys Wrap Up 17th Consecutive Winning Season

2022 Results (7-6 overall; 4-5 Big 12)

Preseason AP Ranking: 12

Sept. 1	Central Michigan	W, 58-44
Sept. 10	Arizona State	W, 34-17
Sept. 17	Arkansas-Pine Bluff	W, 63-7
Sept. 24	BYE	-
Oct. 1	at Baylor ^{-/16/14}	W, 36-25
Oct. 8	Texas Tech	W, 41-31
Oct. 15	at TCU ^{-/13/15}	L, 40-43 (2OT)
Oct. 22	Texas ^{-/20/21} (Homecoming)	W, 41-34
Oct. 29	at Kansas State ^{-/22/22}	L, 0-48
Nov. 5	at Kansas	L, 16-37
Nov. 12	Iowa State	W, 20-14
Nov. 19	at Oklahoma	L, 13-28
Nov. 26	West Virginia	L, 19-24

Guaranteed Rate Bowl (Phoenix, Arizona)

Dec. 27 vs. Wisconsin L, 17-24

* = Big 12 game; Rankings = CFP/AP/Coaches

Oklahoma State football ended 2022 by extending its school record streak of winning seasons to 17 years – an active run that only two other FBS schools can claim.

The Cowboys' season was hindered by injuries as 17 Cowboys with multiple career starts under their belts missed playing time, but despite that they finished with a 7-6 overall record and a 4-5 record in Big 12 play that was enough to rank in the top half of the conference standings.

Highlights from the year included a season-high ranking of No. 7 in the Associated Press poll, leading the nation in fewest penalties, a Homecoming win over Texas and an All-America season from safety Jason Taylor II.

The year started with convincing wins in the three non-conference games to open the season, including a 58-44 Thursday night win over Central Michigan to mark Mike Gundy's 150th career victory as head coach, a 34-17 win over Arizona State in the first matchup with the Sun Devils since 1993 and a 63-7 over the University of Arkansas at Pine Bluff in the first meeting between the programs.

After a bye week to close out September, the Cowboys opened Big 12 play on October 1 at No. 16 Baylor in a rematch of the 2021 Big 12 Championship. OSU jumped out to a 23-3 lead early in the second half and finished with a 36-25 win to mark its third victory in the past four games against BU. The impressive double-digit win over the defending Big 12 champion Bears propelled the Cowboys to

Season Story

Final Big 12 Standings

Team	Big 12	All
Kansas State	7-2	10-4
TCU	9-0	13-2
Texas	6-3	8-5
Texas Tech	5-4	8-5
Oklahoma State	4-5	7-6
Baylor	4-5	6-7
Oklahoma	3-6	6-7
Kansas	3-6	6-7
West Virginia	3-6	5-7
Iowa State	1-8	4-8

No. 7 in both the AP and coaches polls heading into the following matchup against Texas Tech.

Against the Red Raiders, OSU overcame a 23-31 third-quarter deficit by rallying to score 18 unanswered points and earn a 41-31 win. The result moved the Cowboys to 5-0 as they joined Ohio State as the only FBS teams in country to start 5-0 and win each of those games by double-digits.

The win set up OSU's biggest game of the season as the Cowboys traveled to Fort Worth to take on the undefeated and eventual national runner-up TCU Horned Frogs. The Cowboys jumped out to a 24-7 lead early in the second quarter and held a 14-point lead with less than 10 minutes remaining in the game, but TCU came

back to tie the game in the final minutes before edging out a 43-40 win in double overtime to hand OSU its first setback of the season.

Homecoming awaited next, as the Cowboys rebounded by overcoming a 14-point deficit to earn a 41-34 win over the No. 20 Longhorns. OSU also set a program record by recording its first game in school history with 0 total penalties on the stat sheet. When compared to 14 penalties for the Longhorns, it marked the first time in more than 20 years that any FBS team finished a game with no penalties while pressuring its opponent into at least 14. It also pushed Oklahoma State's overall record to 6-1 before a two-game road stretch in Kansas.

OSU dropped both of those games, first falling to eventual Big 12 champion Kansas State and then dropping a tough matchup at Kansas to a team that went on to play in its first bowl game since 2008.

The Cowboys got back into the win column the following week as they erased another second-half deficit to knock off Iowa State at Boone Pickens Stadium, 20-14. The victory was OSU's 14th consecutive home win to mark the longest streak in school history to date.

The final two games of the regular season were at Oklahoma and at home against West Virginia, but an injury-laden roster couldn't engineer a win in either game.

With seven wins in the regular season, the Cowboys earned their 17th consecutive bowl bid as they squared off against Wisconsin for the first time in program history. The Guaranteed Rate Bowl matchup took place in Phoenix on December 27 at Chase Field, home of the MLB's Arizona Diamondbacks.

In a back-and-forth the battle that came down to the final minutes, OSU fell to the Badgers 24-17, to close out the year with a 7-6 overall record to mark its 17th straight winning season.

Several Cowboy garnered postseason accolades for their performance during the year. In addition to Taylor's Walter Camp All-America honors, he was also honored as a semifinalist for the Paycom Jim Thorpe Award and as a first team All-Big 12 selection by the coaches and AP.

He was joined as an all-conference pick by kicker Tanner Brown (coaches and AP), linebacker Mason Cobb (coaches and AP), offensive lineman Hunter Woodard (AP), safety Kendal Daniels (coaches) and defensive ends Brock Martin (coaches) and Collin Oliver (coaches). Daniels was also honored as the Big 12 Defensive Freshman of the Year and Brown was honored as a semifinalist for the Lou Groza Award.

In the NCAA rankings, the Cowboys boasted an FBS-top four ranking in third down defense for the third consecutive season (No. 3 - 31.2%), ranked in the FBS-top 10 in tackles for loss per game for the third-straight season (No. 9 - 7.4), had an FBS-top 20 passing offense for the first time since 2018 (No. 20 - 279.5) and ranked No. 11 in kickoff returns with an average of 23.61 yards per return, in addition to leading the nation in fewest penalties (46) and fewest penalties per game (3.54).

Individually, Brown ranked No. 3 in the FBS with a field goal percentage of 95.7 (22-23) and was one of just two FBS players to attempt at least 20 field goals with only one miss. Taylor II ranked No. 3 with six total interceptions and was also No. 3 with 6.2 solo tackles per game, while quarterback Spencer Sanders finished No. 14 in the FBS with an average of 303.3 yards of total offense per game. Daniels was also fourth among all FBS freshmen with three interceptions and fifth with an average of 5.5 tackles per game.

The Cowboys also earned headlines in the classroom as the 2022 Academic All-Big 12 Football Team included a conference-best 29 Oklahoma State players on the first team and four garnered second-team honors to combine for 33 total spots on the team. OSU's Alex Hale, Aden Kelley and Logan Ward were also three of just 14 players in the league honored with a 4.00 grade point average.

Storylines of 2022



All-America Safety

Jason Taylor II wrapped up his career as a Walter Camp All-America Team selection after finishing the year ranked No. 3 in the FBS in both total interceptions (6) and solo tackles per game (6.2).



Playing Without Penalties

Exemplifying Mike Gundy's pillars of Discipline and Toughness, OSU ranked No. 1 in the FBS in fewest penalties per game and fewest total penalties. It set a school record with 0 penalties against Texas.



Mike Gundy Surpasses 150 Career Wins

OSU's season opening win was the 150th of Mike Gundy's career. He is one of 66 coaches in history and eight active head coaches with at least 150 wins while coaching in major college football.



School-Record Streaks

OSU wrapped up some historic streaks in 2022, including the longest home winning streak (14 games) in school history and the most consecutive weeks in the AP top 15 (20 weeks) in OSU history.



2022 Honors and Recognition

Mike Gundy - Head Coach

- Dodd Trophy midseason watch list
- American Heart Association's Paul "Bear" Bryant Coach of the Year Award watch list

99 Sione Asi - DT

- Second Team Academic All-Big 12
- Game captain vs. Baylor, Kansas State
- Polynesian College Football Player of the Year Award preseason watch list

57 Ryan Baker - DE

- Special Teams Scout Team Player of the Week vs. Kansas State
- Offensive Scout Team Player of the Week vs. Oklahoma

32 Clayton Barbour - WR

- Second Team Academic All-Big 12
- Offensive Scout Team Player of the Week vs. Arizona State

24 De'kelvion Beamon - CB

- Defensive Scout Team Player of the Week vs. Texas Tech
- Special Teams Scout Team Player of the Week vs. TCU

1 Xavier Benson - LB

- OSU Defensive Player of the Week vs. Baylor
- Game captain vs. Texas Tech

41 Constantino Borrelli - LB

- First Team Academic All-Big 12

85 Jaden Bray - WR

- First Team Academic All-Big 12

24 CJ Brown - RB

- Special Teams Scout Team Player of the Week vs. UAPB

87 DeSean Brown - DE

- Defensive Scout Team Player of the Week vs. CMU

32 Gabe Brown - LB

- Defensive Scout Team Player of the Week vs. Oklahoma

49 Tanner Brown - K

- Season Team Captain (voted by teammates)
- Lou Groza Collegiate Place-Kicker Award semifinalist (1 of 20)
- Second Team All-Big 12 (Coaches & AP)
- Honorable Mention Big 12 Special Teams Player of the Year (Coaches)
- OSU Special Teams Player of the Week vs. Texas Tech
- Big 12 Special Teams POTW vs. Texas Tech
- Big 12 Co-Special Teams POTW vs. TCU
- Game captain vs. Texas, Oklahoma
- Burlsworth Trophy Nominee

22 Donte Buckner - RB

- Special Teams Scout Team Player of the Week vs. Texas Tech
- Offensive Scout Team Player of the Week vs. Iowa State

83 Cale Cabbiness - WR

- First Team Academic All-Big 12

90 Braden Cassity - CW

- Season Team Captain (voted by teammates)
- First Team Academic All-Big 12
- Game captain vs. Texas Tech, Iowa State

31 Chance Clements - LB

- Special Teams Scout Team Player of the Week vs. Kansas
- Defensive Scout Team Player of the Week vs. Iowa State

0 Mason Cobb - LB

- Second Team All-Big 12 (Coaches & AP)
- OSU Defensive Player of the Week vs. CMU
- Game captain vs. Arizona State, Kansas State

5 Kendal Daniels - S

- Big 12 Defensive Freshman of the Year (Coaches)
- FWAA Freshman All-America Team
- Third Team CFN Freshman All-America Team
- Second Team All-Big 12 (Coaches)
- First Team Academic All-Big 12
- Big 12 Co-Newcomer of the Week vs. Iowa State

88 Landon Dean - DE

- Defensive Scout Team Player of the Week vs. West Virginia

89 Harrison Dempsey - S

- Offensive Scout Team Player of the Week vs. West Virginia

86 Rashad Dixon - WR

- Offensive Scout Team Player of the Week vs. Kansas

76 Caleb Etienne - OL

- Second Team Academic All-Big 12

98 Brendon Evers - DT

- Wuerffel Trophy nominee
- Big 12 "Champions for Life" representative
- Jason Witten Collegiate Man of the Year semifinalist (1 of 20)

18 Sean Michael Flanagan - S

- Game captain vs. CMU, Texas Tech, Kansas State, Oklahoma

94 Trace Ford - DE

- First Team Academic All-Big 12
- Big 12 Special Teams POTW vs. UAPB
- OSU Special Teams Player of the Week vs. UAPB
- Comeback Player of the Year Award semifinalist (1 of 15)

27 Raymond Gay II - S

- First Team Academic All-Big 12

83 Gordie Geymuller - LB

- Defensive Scout Team Player of the Week vs. UAPB

9 Bryson Green - WR

- First Team Academic All-Big 12
- OSU Offensive Player of the Week vs. Texas Tech
- Game captain vs. Kansas State

12 Gunnar Gundy - QB

- First Team Academic All-Big 12

19 Alex Hale - K

- First Team Academic All-Big 12 (4.0 GPA)

51 Bo Hardy - LB

- Special Teams Scout Team Player of the Week vs. CMU
- Defensive Scout Team Player of the Week vs. Kansas State

13 Thomas Harper - S

- Game captain vs. UAPB

53 Matt Hembrough - LS

- Season Team Captain (voted by teammates)
- Patrick Mannelly Award finalist (1 of 3)
- First Team Academic All-Big 12
- Game captain vs. Arizona State, West Virginia
- OSU Special Teams Player of the Week vs. Arizona State

36 Vance Hooper - WR

- Offensive Scout Team Player of the Week vs. TCU
- Special Teams Scout Team Player of the Week vs. Texas

29 Tom Hutton - P

- First Team Academic All-Big 12
- William V. Campbell Trophy semifinalist
- OSU Special Teams Player of the Week vs. CMU
- Ray's 8 list vs. Baylor
- Ray Guy Award preseason watch list
- Game captain vs. TCU

8 Braydon Johnson - WR

- Game captain vs. Arizona State, Baylor, West Virginia
- Earl Campbell Tyler Rose Award Hon. Mention POTW vs. UAPB

95 Jaleel Johnson - DE

- Defensive Scout Team Player of the Week vs. Arizona State

71 Aden Kelley - DT

- First Team Academic All-Big 12 (4.0 GPA)

53 Ben Kopenski - DE

- First Team Academic All-Big 12
- OSU Defensive Player of the Week vs. UAPB
- Game captain vs. TCU, Kansas State

39 Peyton Kramer - WR

- Offensive Scout Team Player of the Week vs. UAPB
- Special Teams Scout Team Player of the Week vs. Iowa State

89 Tyler Lacy - DE

- Honorable Mention All-Big 12 (Coaches)
- OSU Co-Defensive Player of the Week vs. Arizona State
- Reese's Senior Bowl watch list
- Game captain vs. UAPB, Texas

58 Viliami Makahununiu - OL

- Offensive Scout Team Player of the Week vs. Texas Tech

55 Hilton Marsh - OL

- Offensive Scout Team Player of the Week vs. Kansas State



2022 Honors and Recognition

9 Brock Martin - DE

- Season Team Captain (voted by teammates)
- Second Team All-Big 12 (Coaches)
- First Team Academic All-Big 12
- Game captain vs. CMU, Iowa State, Oklahoma, West Virginia
- Bronko Nagurski Trophy preseason watch list
- Rotary Lombardi Award preseason watch list
- Reese's Senior Bowl watch list

40 Garrick Martin - S

- Defensive Scout Team Player of the Week vs. Baylor
- Special Teams Scout Team Player of the Week vs. West Virginia

4 Nickolas Martin - LB

- Game captain vs. UAPB

47 Luke McEndoo - CW

- Special Teams Scout Team Player of the Week vs. Oklahoma

8 D.J. McKinney - CB

- Special Teams Scout Team Player of the Week vs. Arizona State
- Defensive Scout Team Player of the Week vs. Kansas

66 Joe Michalski - OL

- First Team Academic All-Big 12
- Game captain vs. Iowa State

5 Zach Middleton - RB

- First Team Academic All-Big 12

7 Jabbar Muhammad - CB

- Honorable Mention All-Big 12 (Coaches)
- OSU Co-Defensive Player of the Week vs. Texas Tech
- OSU Co-Defensive Player of the Week vs. Iowa State

23 Jaden Nixon - RB

- Second Team Academic All-Big 12
- Honorable Mention All-Big 12 (Coaches)
- Honorable Mention Big 12 Offensive Freshman of the Year (Coaches)
- Big 12 Special Teams POTW vs. Baylor
- Big 12 Co-Newcomer of the Week vs. Baylor
- OSU Special Teams Player of the Week vs. Baylor

30 Collin Oliver - DE

- Second Team All-Big 12 (Coaches)
- First Team Academic All-Big 12
- OSU Co-Defensive Player of the Week vs. Arizona State
- OSU Co-Defensive Player of the Week vs. Iowa State
- Preseason All-Big 12 Team
- Bronko Nagurski Trophy preseason watch list
- Bednarik Award preseason watch list
- *Action Network* Preseason All-America Second Team

80 Brennan Presley - WR

- First Team Academic All-Big 12
- Honorable Mention All-Big 12 (Coaches)
- Paul Hornung Award preseason watch list

6 Lyric Rawls - S

- Game captain vs. Kansas State

26 Jordan Reagan - CB

- First Team Academic All-Big 12

20 Dominic Richardson - RB

- Doak Walker Award preseason watch list
- OSU Offensive Player of the Week vs. Arizona State
- Game captain vs. UAPB, TCU

17 John Paul Richardson - WR

- Season Team Captain (voted by teammates)
- Game captain vs. Kansas State

90 AJ Ridener - DT

- Defensive Scout Team Player of the Week vs. TCU

39 Parker Robertson - S

- First Team Academic All-Big 12
- OSU Special Teams Player of the Week vs. Iowa State

75 Eli Russ - OL

- First Team Academic All-Big 12

3 Spencer Sanders - QB

- Honorable Mention All-Big 12 (Coaches)
- Davey O'Brien QB Class of 2022
- Manning Award Star of the Week vs. CMU
- Big 12 Offensive POTW vs. CMU
- Big 12 Offensive POTW vs. Texas
- Davey O'Brien Great 8 vs. CMU
- Davey O'Brien Great 8 vs. Texas
- Earl Campbell Tyler Rose Award National POTW vs. CMU
- CFPA Hon. Mention National Performer of the Week vs. CMU
- East-West Shrine Bowl "Monday Morning QB" vs. CMU
- OSU Offensive Player of the Week vs. CMU
- OSU Offensive Player of the Week vs. UAPB
- OSU Offensive Player of the Week vs. Baylor
- OSU Offensive Player of the Week vs. Texas
- OSU Offensive Player of the Week vs. Iowa State
- Game captain vs. CMU, Arizona State, Texas Tech, Texas, Kansas State, Oklahoma
- Preseason All-Big 12 Team
- Maxwell Award preseason watch list.
- Walter Camp Award preseason watch list
- Davey O'Brien Award preseason watch list
- Johnny Unitas Golden Arm Award preseason watch list
- Manning Award preseason watch list
- Earl Campbell Tyler Rose Award preseason watch list
- Reese's Senior Bowl watch list

38 Jake Schultz - CW

- First Team Academic All-Big 12
- Honorable Mention All-Big 12 (Coaches)
- OSU Special Teams Player of the Week vs. Texas
- Game captain vs. Iowa State

11 Tabry Shettron - CW

- Special Teams Scout Team Player of the Week vs. Baylor
- Offensive Scout Team Player of the Week vs. Texas

61 Jake Springfield - OL

- First Team Academic All-Big 12
- Honorable Mention All-Big 12 (Coaches)
- Game captain vs. West Virginia

25 Jason Taylor II - S

- Season Team Captain (voted by teammates)
- 2022 Walter Camp All-America Second Team
- Paycom Jim Thorpe Award semifinalist (1 of 12)
- First Team All-Big 12 (Coaches & AP)
- Honorable Mention Big 12 Defensive Player of the Year (Coaches)
- Big 12 Co-Defensive POTW vs. Baylor
- Big 12 Defensive POTW vs. Texas
- Game captain vs. CMU, Texas
- OSU Co-Defensive Player of the Week vs. Texas Tech
- OSU Defensive Player of the Week vs. Texas
- Preseason All-Big 12 Team
- Reese's Senior Bowl watch list

70 Jed Wagner - DT

- Offensive Scout Team Player of the Week vs. Baylor

69 Logan Ward - P

- First Team Academic All-Big 12 (4.0 GPA)

25 Andre Washington - RB

- Offensive Scout Team Player of the Week vs. CMU

12 Kanion Williams - S

- Game captain vs. Baylor

15 Ty Williams - S

- First Team Academic All-Big 12

74 Preston Wilson - OL

- First Team Academic All-Big 12
- Game captain vs. Baylor
- Rimington Trophy preseason watch list

70 Hunter Woodard - OL

- Second Team All-Big 12 (AP)
- First Team Academic All-Big 12
- Honorable Mention All-Big 12 (Coaches)
- Outland Trophy preseason watch list
- Game captain vs. TCU

48 Elijah Wright - LB

- Defensive Scout Team Player of the Week vs. Texas

63 Zeke Zaragoza - LS

- First Team Academic All-Big 12



Box Scores

GAME 1

Missouri State 44
Oklahoma State 58 12/11

Sept. 1, 2022 | Stillwater, Okla.
Attendance: 53,808 | TV: FSI

Captains: Spencer Sanders, Jason Taylor II, Brock Martin, Sean Michael Flanagan

Score by Quarters	1	2	3	4	Score
Central Michigan	7	8	7	22	44
Oklahoma State	16	28	7	7	58

Scoring Summary

1st 10:09 OSU J.Richardson 45 yd pass from S.Sanders (T.Brown kick) 6-75, 01:32, CMU 0 - OSU 7

07:05 CMU C.Carriere 15 yd pass from D.Richardson (M.Meeder kick) 8-75, 03:04, CMU 7 - OSU 7

00:55 OSU L.Bishop SAFETY CMU 7 - OSU 9

00:00 OSU S.Sanders 17 yd rush (T.Brown kick) 4-70, 00:50, CMU 7 - OSU 16

2nd 11:32 OSU B.Johnson 13 yd pass from S.Sanders (T.Brown kick) 5-59, 01:17, CMU 7 - OSU 23

07:14 OSU J.Nixon 17 yd pass from S.Sanders (T.Brown kick) 7-57, 01:55, CMU 7 - OSU 30

04:32 OSU S.Sanders 23 yd rush (T.Brown kick) 5-51, 01:01, CMU 7 - OSU 37

00:43 CMU L.Nichols 4 yd rush (J.McGaughy pass from D.Richardson) 10-75, 03:49, CMU 15 - OSU 37

00:11 OSU D.Richardson 1 yd rush (T.Brown kick) 3-75, 00:32, CMU 15 - OSU 44

3rd 14:23 OSU Br.Green 7 yd pass from S.Sanders (T.Brown kick) 2-52, 00:29, CMU 15 - OSU 51

11:14 CMU J.McGaughy 1 yd pass from D.Richardson (M.Meeder kick) 7-80, 03:03, CMU 22 - OSU 51

4th 12:31 CMU M.Bailey 18 yd pass from Richardson (C.Carriere pass from Richardson failed) 3-39, 00:32, CMU 28 - OSU 51

09:17 OSU Z.Middleton 1 yd rush (T.Brown kick) 7-71, 03:09, CMU 28 - OSU 58

06:50 CMU L.Nichols 15 yd rush (C.Carriere pass from D.Richardson) 6-70, 02:27, CMU 36 - OSU 58

03:15 CMU J.McGaughy 54 yd pass from Richardson (J.Wilson pass from Richardson) 6-72, 02:04, CMU 44 - OSU 58

	CMU	OSU
FIRST DOWNS	31	28
RUSHES-YARDS (NET)	39-122	32-125
PASSING YDS (NET)	424	406
Passes Cmp-Att-Int	36-49-1	28-41-0
TOTAL OFFENSE PLAYS-YARDS	83-336	68-369
Fumble Returns-Yards	0-0	0-0
Punt Returns-Yards	2(-)/5	2-11
Kickoff Returns-Yards	3-58	4-85
Interception Returns-Yards	0-0	1-0
Punts (Number-Avg)	5-39.4	8-38.0
Fumbles-Lost	3-2	2-2
Penalties-Yards	7-68	5-45
Possession Time	36:08	23:52
Third-Down Conversions	4 of 15	3 of 12
Fourth-Down Conversions	2 of 4	0 of 0
Red-Zone Scores-Chances	5-5	6-7
Sacks By: Number-Yards	1-7	2-15

RUSHING: Central Michigan-Nichols, Lew 26-72; Bailey, Myles 9-51; Richardson, Daniel 4-minus 1. Oklahoma State-Richardson, Dominic 9-61; Sanders, Spencer 11-57; Nixon, Jaden 5-6; Gundy, Gunnar 1-5; Middleton, Zach 1-1; Gordon, Ollie 2-minus 1; TEAM 3-minus 4.

PASSING: Central Michigan-Richardson, Daniel 36-49-1-424. Oklahoma State-Sanders, Spencer 28-41-0-406.

RECEIVING: Central Michigan-McGaughy, Jalen 6-126; Wilson, Joel 6-64; Nichols, Lew 6-26; Carriere, Carlos 5-75; Dixon, Dallas 5-53; Hogan, Finn 3-31; Bailey, Myles 3-28; Conley, Cade 1-11; Young, Marcus 1-10. Oklahoma State-Johnson, Braydon 6-133; Presley, Brennan 5-83; Richardson, John Paul 4-73; Green, Bryson 3-34; Nixon, Jaden 2-25; Owens, Rashod 2-18; Gordon, Ollie 2-16; Schultz, Jake 1-13; Richardson, Dominic 1-8; Presley, Braylin 1-8; Cassity, Braden 1-minus 5.

INTERCEPTIONS: Central Michigan-None. Oklahoma State-Daniels, Kendal 1-0.

FUMBLES: Central Michigan-Stepney, De' Javion 1-0. Oklahoma State-Cassity, Braden 1-0.

GAME 2

Arizona State 17
Oklahoma State 34 11/10

Sept. 10, 2022 | Stillwater, Okla.
Attendance: 54,949 | TV: ESPN2

Captains: Spencer Sanders, Mason Cobb, Braydon Johnson, Matt Hembrugh

Score by Quarters	1	2	3	4	Score
Arizona State	3	0	7	7	17
Oklahoma State	0	17	3	14	34

Scoring Summary

1st 09:00 ASU C.Brown 27 yd field goal 8-78, 03:41, ASU 3 - OSU 0

2nd 08:28 OSU D.Richardson 3 yd rush (T.Brown kick) 5-37, 01:13, ASU 3 - OSU 7

02:45 OSU S.Sanders 6 yd rush (T.Brown kick) 12-96, 03:07, ASU 3 - OSU 14

00:26 OSU T.Brown 43 yd field goal 6-14, 01:25, ASU 3 - OSU 17

3rd 12:18 ASU X.Valladay 1 yd rush (C.Brown kick) 4-75, 02:42, ASU 10 - OSU 17

05:48 OSU T.Brown 24 yd field goal 8-63, 01:45, ASU 10 - OSU 20

4th 14:25 ASU E.Badger 21 yd pass from E.Jones (C.Brown kick), 8-85, 03:01, ASU 17 - OSU 20

13:31 OSU B.Green 31 yd pass from S.Sanders (T.Brown kick), 3-65, 00:54, ASU 17 - OSU 27

07:41 OSU O.Gordon 14 yd pass from S.Sanders (T.Brown kick), 13-80, 05:19, ASU 17 - OSU 34

	ASU	OSU
FIRST DOWNS	14	30
RUSHES-YARDS (NET)	37-131	46-197
PASSING YDS (NET)	223	268
Passes Cmp-Att-Int	12-24-0	21-38-1
TOTAL OFFENSE PLAYS-YARDS	61-354	84-465
Fumble Returns-Yards	0-0	0-0
Punt Returns-Yards	5-32	3-22
Kickoff Returns-Yards	3-51	2-54
Interception Returns-Yards	1-0	0-0
Punts (Number-Avg)	8-47.5	7-43.9
Fumbles-Lost	1-1	2-0
Penalties-Yards	10-95	7-69
Possession Time	30:34	29:26
Third-Down Conversions	2 of 13	6 of 15
Fourth-Down Conversions	0 of 0	0 of 0
Red-Zone Scores-Chances	2-2	4-4
Sacks By: Number-Yards	0-0	3-20

RUSHING: Arizona State-Valladay, Xazavian 21-118; Ngata, Daniel 7-31; Sanders, Giovanni 1-0; TEAM 1-minus 1; Jones, Emory 7-minus 17. Oklahoma State-Richardson, Dominic 27-131; Sanders, Spencer 14-54; Gordon, Ollie 3-9; Presley, Brennan 1-3; Nixon, Jaden 1-0.

PASSING: Arizona State-Jones, Emory 12-24-0-223. Oklahoma State-Sanders, Spencer 21-38-1-268.

RECEIVING: Arizona State-Badger, Elijah 6-91; Sanders, Giovanni 3-94; Hall, Charles 1-18; Swinson, Messiah 1-15; Conyers, Jaylin 1-5. Oklahoma State-Green, Bryson 5-83; Richardson, Dominic 5-44; Johnson, Braydon 4-81; Presley, Brennan 4-23; Richardson, John Paul 2-23; Gordon, Ollie 1-14.

INTERCEPTIONS: Arizona State-Soelle, Kyle 1-0. Oklahoma State-None.

FUMBLES: Arizona State-Valladay, Xavian 1-1. Oklahoma State-Richardson, Dominic 1-0; Presley, Brennan 1-0.

GAME 3

Arkansas-Pine Bluff 7
Oklahoma State 63 8/7

Sept. 17, 2022 | Stillwater, Okla.
Attendance: 55,509 | TV: Big 12 Now on ESPN+

Captains: Dominic Richardson, Tyler Lacy, Thomas Harper, Nick Martin

Score by Quarters	1	2	3	4	Score
UAPB	0	7	0	0	7
Oklahoma State	28	21	7	7	63

Scoring Summary

1st 14:22 OSU B.Johnson 24 yd pass from S.Sanders (T.Brown kick) 2-75, 00:38, UAPB 0 - OSU 7

12:24 OSU T.Ford 15 yd blocked punt return (T.Brown kick), UAPB 0 - OSU 14

01:50 OSU J.Richardson 10 yd pass from S.Sanders (T.Brown kick) 10-87, 02:51, UAPB 0 - OSU 21

01:10 OSU B.Johnson 42 yd pass from S.Sanders (T.Brown kick) 1-42, 00:08, UAPB 0 - OSU 28

2nd 14:18 OSU B.Presley 23 yd pass from S.Sanders (T.Brown kick) 5-38, 01:51, UAPB 0 - OSU 35

10:50 OSU K.Black 38 yd blocked field goal return (T.Brown kick) UAPB 0 - OSU 42

05:24 UAPB R.Prince 15 yd pass from S.Perry (C.Thompson kick) 3-23, 01:04, UAPB 7 - OSU 42

01:23 OSU T.Shetron 16 yd pass from G.Gundy (T.Brown kick) 11-70, 03:54, UAPB 7 - OSU 49

3rd 09:00 OSU C.Cabbiness 25 yd pass from G.Gundy (A.Hale kick) 7-83, 02:05, UAPB 7 - OSU 56

4th 13:59 OSU O.Gordon 53 yd rush (A.Hale kick) 7-89, 01:37, UAPB 7 - OSU 63

	UAPB	OSU
FIRST DOWNS	13	26
RUSHES-YARDS (NET)	31-81	27-168
PASSING YDS (NET)	149	370
Passes Cmp-Att-Int	16-41-0	25-38-1
TOTAL OFFENSE PLAYS-YARDS	72-230	65-538
Fumble Returns-Yards	0-0	0-0
Punt Returns-Yards	3-21	3-71
Kickoff Returns-Yards	0-0	1-30
Interception Returns-Yards	1-6	0-0
Punts (Number-Avg)	11-42.1	3-54.7
Fumbles-Lost	1-0	1-1
Penalties-Yards	3-45	2-20
Possession Time	37:35	22:25
Third-Down Conversions	5 of 19	6 of 11
Fourth-Down Conversions	0 of 1	0 of 1
Red-Zone Scores-Chances	1-2	2-2
Sacks By: Number-Yards	2-9	4-16

RUSHING: UAPB-Britten, Kayvon 7-18; Williams, Johnny 5-18; Cooper, Dae'trell 5-15; Rogers, Kierstan 4-13; Perry, Skyler 6-11; Macon, Jalen 3-10; Edwards, Chancellor 1-minus 4. Oklahoma State-Gordon, Ollie 3-65; Gundy, Gunnar 6-42; Richardson, Dominic 7-23; Nixon, Jaden 3-20; Johnson Jr., Stephon 1-11; Rangel, Garret 2-9; Middleton, Zach 2-1; Sanders, Spencer 2-minus 1; TEAM 1-minus 2.

PASSING: UAPB-Perry, Skyler 11-27-0-70; Macon, Jalen 5-13-0-79; Edwards, Chancellor 0-0-0. Oklahoma State-Gundy, Gunnar 12-20-1-128; Sanders, Spencer 13-16-0-242; Rangel, Garret 0-2-0-0.

RECEIVING: UAPB-Williams, Javaughn 4-21; Prince, Raequan 3-24; Moses, Matthew 2-17; McCray Jr., Terrill 2-16; Cochran, Chrysten 2-10; Rogers, Kierstan 1-32; Lewis, Kenji 1-25; Dawkins, Daemon 1-4. Oklahoma State-Johnson, Braydon 4-86; Johnson Jr., Stephon 4-55; Presley, Brennan 3-60; Richardson, John Paul 3-45; Richardson, Dominic 2-39; Cabbiness, Cale 2-37; Shetron, Talyn 2-21; Presley, Braylin 2-4; Green, Bryson 1-12; Nixon, Jaden 1-8; Gordon, Ollie 1-3.

INTERCEPTIONS: UAPB-Seward, Nathan 1-6. Oklahoma State-None.

FUMBLES: UAPB-Fletcher, Jewel 1-0. Oklahoma State-Richardson, Dominic 1-1.

Box Scores

GAME 4

Oklahoma State ^{9/7} **36**

Baylor ^{16/14} **25**

Oct. 1, 2022 | Waco, Texas
Attendance: 47,979 | TV: FOX

Captains: Braydon Johnson, Preston Wilson, Sione Asi, Kanion Williams

Score by Quarters	1	2	3	4	Score
Oklahoma State	7	9	17	3	36
Baylor	3	0	22	0	25

Scoring Summary

- 1st 10:46 BU J.Mayers 34 yd FG
10-59, 4:14, OSU 0 - BU 3
- 5:24 OSU B.Green 8 yd pass from S.Sanders (T. Brown kick)
15-75, 5:22, OSU 7 - BU 3
- 2nd 13:38 OSU K.Daniels SAFETY
OSU 9 - BU 3
- 00:27 OSU S.Sanders 1 yd rush (T. Brown kick)
10-55, 3:16, OSU 16 - BU 3
- 3rd 14:47 OSU J.Nixon 98 yd kickoff return (T. Brown kick)
OSU 23 - BU 3
- 12:23 BU M.Baldwin 49 yd pass from B.Shapen (J. Mayers kick)
6-73, 2:24, OSU 23 - BU 10
- 07:58 BU R.Reese 1 yd rush (J. Mayers kick)
5-37, 2:30, OSU 23 - BU 17
- 07:14 OSU D.Richardson 1 yd rush (T. Brown kick)
2-50, 0:44, OSU 30 - BU 17
- 03:38 OSU T.Brown 19 yd FG,
6-32, 1:48, OSU 33 - BU 17
- 02:14 BU M.Baldwin 70 yd pass from B.Shapen (G.Holmes pass from Shapen)
4-75, 1:24, OSU 33 - BU 25
- 4th 04:48 OSU T.Brown 26 yd FG
8-24, 4:04, OSU 36 - BU 25

	OSU	BU
FIRST DOWNS	23	21
RUSHES-YARDS (NET)	46-166	30-112
PASSING YDS (NET)	213	345
Passes Att-Comp-Int	21-30-1	28-40-2
TOTAL OFFENSE PLAYS-YARDS	76-379	70-457
Fumble Returns-Yards	0-0	0-0
Punt Returns-Yards	1-15	1-14
Kickoff Returns-Yards	5-207	3-63
Interception Returns-Yards	2-11	1-0
Punts (Number-Avg)	5-41.8	2-47.0
Fumbles-Lost	2-0	0-0
Penalties-Yards	3-25	2-10
Possession Time	30:46	29:14
Third-Down Conversions	6 of 15	3 of 11
Fourth-Down Conversions	1 of 1	3 of 5
Red-Zone Scores-Chances	5-5	2-3
Sacks By: Number-Yards	2-15	0-0

RUSHING: Oklahoma State-Sanders, Spencer 14-75; Richardson, Dominic 24-73; Gordon, Ollie 6-16; Jackson, Deondre 1-2; Johnson, Braydon 1-0. Baylor-Reese, Richard 17-85; Jones, Qualan 4-21; Williams, Craig 2-11; Shapen, Blake 6-0; Baldwin, Monaray 1-minus 5.

PASSING: Oklahoma State-Sanders, Spencer 20-29-1-181; Richardson, John Paul 1-0-32. Baylor-Shapen, Blake 28-40-2-345.

RECEIVING: Oklahoma State-Presley, Brennan 8-86; Johnson, Braydon 3-60; Green, Bryson 2-40; Richardson, Dominic 4-18; Richardson, John Paul 4-9. Baylor-Baldwin, Monaray 7-174; Sims, Ben 6-33; Presley, Hal 4-39; Reese, Richard 4-21; Holmes 2-23; Jones, Qualan 2-12; Cameron, Josh 1-19; Williams, Craig 1-17; Dabney, Drake 1-7.

INTERCEPTIONS: Oklahoma State-Harper, Thomas 1-11; Taylor II, Jason 1-0. Baylor-Morgan, Christian 1-0.

FUMBLES: Oklahoma State-Nixon, Jaden 1-0; Gordon, Ollie 1-0. Baylor-None.

GAME 5

Texas Tech ^{7/7} **31**

Oklahoma State ^{7/7} **41**

Oct. 8, 2022 | Stillwater, Okla.
Attendance: 55,509 | TV: FS1

Captains: Spencer Sanders, Xavier Benson, Sean Michael Flanagan, Braden Cassidy

Score by Quarters	1	2	3	4	Score
Texas Tech	14	10	7	0	31
Oklahoma State	17	3	14	7	41

Scoring Summary

- 1st 12:17 TTU J.Bradley 27 yd pass from B.Morton (T.Wolff kick)
11-75, 02:43, TTU 7 - OSU 0
- 11:48 OSU B.Green 32 yd pass from S.Sanders (T. Brown kick)
2-34, 00:29, TTU 7 - OSU 7
- 05:03 OSU S.Sanders 14 yd rush (T. Brown kick)
6-63, 01:29, TTU 7 - OSU 14
- 02:31 OSU T.Brown 42 yd field goal
7-43, 01:28, TTU 7 - OSU 17
- 00:20 TTU B.Morton 9 yd rush (T.Wolff kick)
10-81, 02:11, TTU 14 - OSU 17
- 2nd 12:33 TTU X.White 4 yd pass from B.Morton (T.Wolff kick)
8-64, 02:06, TTU 21 - OSU 17
- 07:18 OSU T.Brown 22 yd FG
16-68, 05:15, TTU 21 - OSU 20
- 00:35 TTU T.Wolff 23 yd FG
18-70, 06:43, TTU 24 - OSU 20
- 3rd 11:25 OSU T.Brown 34 yd FG
12-58, 03:35, TTU 24 - OSU 23
- 08:42 TTU S.Thompson 2 yd rush (T.Wolff kick)
8-65, 02:43, TTU 31 - OSU 23
- 03:18 OSU S.Sanders 2 yd rush (J.Bray pass from Sanders)
7-53, 02:19, TTU 31 - OSU 31
- 00:03 OSU T.Brown 24 yd FG
7-12, 02:12, TTU 31 - OSU 34
- 4th 02:27 OSU D.Richardson 7 yd rush (T. Brown kick)
11-57, 03:50, TTU 31 - OSU 41

	TTU	OSU
FIRST DOWNS	30	25
RUSHES-YARDS (NET)	41-148	41-137
PASSING YDS (NET)	379	297
Passes Comp-Att-Int	39-63-1	22-45-0
TOTAL OFFENSE PLAYS-YARDS	104-527	86-434
Fumble Returns-Yards	0-0	0-0
Punt Returns-Yards	0-0	1-7
Kickoff Returns-Yards	2-33	3-71
Interception Returns-Yards	0-0	1-13
Punts (Number-Avg)	4-41.5	5-41.2
Fumbles-Lost	1-0	0-0
Penalties-Yards	6-50	4-38
Possession Time	32:02	27:58
Third-Down Conversions	8 of 22	8 of 18
Fourth-Down Conversions	4 of 7	1 of 1
Red-Zone Scores-Chances	4-4	6-6
Sacks By: Number-Yards	3-9	4-21

RUSHING: Texas Tech-Thompson, SaRodrick 20-87; Morton, Behren 17-76; Brooks, Tahj 4-8. Oklahoma State-Richardson, Dominic 19-67; Sanders, Spencer 17-56; Nixon, Jaden 2-9; Johnson Jr., Stephon 1-5; Gordon, Ollie 1-2; Bray, Jaden 1-minus 2.

PASSING: Texas Tech-Morton, Behren 39-62-1-379; Smith, Donovan 0-0-0-0. Oklahoma State-Sanders, Spencer 22-45-0-297.

RECEIVING: Texas Tech-Cleveland, Trey 9-100; Bradley, Jerand 8-119; White, Xavier 8-62; Thompson, SaRodrick 3-12; Martinez, Nehemiah 2-26; Boyd, Brady 2-19; Founjii, Loic 2-14; Rodriguez, Jacob 1-15; Teeter, Henry 1-6; Brown, Jordan 1-4; Sharp, Mason 1-2; Cupp, Baylor 1-0. Oklahoma State-Presley, Brennan 6-62; Green, Bryson 5-115; Richardson, John Paul 4-50; Bray, Jaden 2-24; Richardson, Dominic 2-24; Johnson Jr., Stephon 1-18; Schultz, Jake 1-3; Gordon, Ollie 1-1.

INTERCEPTIONS: Texas Tech-None. Oklahoma State-Cobb, Mason 1-13.

FUMBLES: Texas Tech-Morton, Behren 1-0. Oklahoma State-None.



The win at No. 16 Baylor marked the highest-ranked team the Cowboys defeated in 2022. Jaden Nixon's 98-yard kickoff return touchdown marked the longest kickoff return for any Big 12 player during the season.



Box Scores

GAME 6

Oklahoma State ^{8/7} **40**

TCU ^{13/15} **43**

Oct. 15, 2022 | Fort Worth, Texas
Attendance: 49,594 | TV: ABC

Captains: Dominic Richardson, Hunter Woodard, Ben Kopenski, Tom Hutton

Score by Quarters	1	2	3	4	OT1	OT2	Score
Oklahoma State	14	10	6	0	7	3	40
TCU	7	6	3	14	7	6	43

Scoring Summary

1st 10:25	OSU	S.Sanders 29 yd rush (T.Brown kick)
		6-73, 02:32, OSU 7 - TCU 0
04:33	OSU	S.Sanders 8 yd rush (T.Brown kick)
		9-78, 03:42, OSU 14 - TCU 0
01:40	TCU	M.Duggan 1 yd rush (G. Kell kick)
		7-75, 02:53, OSU 14 - TCU 7
2nd 13:32	OSU	T.Brown 35 yd FG
		4-7, 01:28, OSU 17 - TCU 7
10:04	OSU	J.Richardson 22 yd pass from S.Sanders (T.Brown kick)
		8-47, 02:52, OSU 24 - TCU 7
03:38	TCU	G.Kell 47 yd FG
		4-1, 01:29, OSU 24 - TCU 10
00:02	TCU	G.Kell 35 yd FG
		8-44, 02:08, OSU 24 - TCU 13
3rd 11:38	OSU	T.Brown 34 yd FG
		8-58, 03:22, OSU 27 - TCU 13
05:51	TCU	G.Kell 34 yd FG
		12-54, 05:41, OSU 27 - TCU 16
01:25	OSU	T.Brown 32 yd FG
		11-60, 04:26, OSU 30 - TCU 16
4th 09:22	TCU	K.Miller 3 yd rush (G.Kell kick)
		5-47, 02:06, OSU 30 - TCU 23
01:57	TCU	J.Wiley 10 yd pass from M.Duggan (G.Kell kick)
		8-94, 03:20, OSU 30 - TCU 30
OT1 00:00	TCU	Q.Johnston 25 yd pass from M.Duggan (G.Kell kick)
		2-25, OSU 30 - TCU 37
00:00	OSU	D.Richardson 1 yd rush (T.Brown kick)
		5-25, OSU 37 - TCU 37
OT2 00:00	OSU	T.Brown 52 yd FG
		4--10, OSU 40 - TCU 37
00:00	TCU	K.Miller 2 yd rush
		6-25, OSU 40 - TCU 43

	OSU	TCU
FIRST DOWNS	19	27
RUSHES-YARDS (NET)	41-141	43-224
PASSING YDS (NET)	245	286
Passes Att-Comp-Int	16-36-1	23-40-0
TOTAL OFFENSE PLAYS-YARDS	77-386	83-510
Fumble Returns-Yards	0-0	0-0
Punt Returns-Yards	0-0	4-42
Kickoff Returns-Yards	1-23	5-81
Interception Returns-Yards	0-0	1-0
Punts (Number-Avg)	6-48.8	6-41.7
Fumbles-Lost	1-0	2-1
Penalties-Yards	6-49	4-40
Possession Time	26:55	33:05
Third-Down Conversions	6 of 17	3 of 13
Fourth-Down Conversions	1 of 1	0 of 1
Red-Zone Scores-Chances	7-7	6-7
Sacks By: Number-Yards	1-4	2-4

RUSHING: Oklahoma State-Richardson, Dominic 22-71; Sanders, Spencer 11-68; Nixon, Jaden 3-15; Presley, Brennan 1-0; Gordon, Ollie 1-minus 3; TEAM 3-minus 11. TCU-Miller, Kendre 22-104; Demercado, Emari 9-62; Duggan, Max 11-57; Davis, Derius 1-1.

PASSING: Oklahoma State-Sanders, Spencer 16-36-1-245. TCU-Duggan, Max 23-40-0-286.

RECEIVING: Oklahoma State-Richardson, John Paul 5-51; Presley, Brennan 4-39; Richardson, Dominic 3-79; Johnson, Braydon 3-38; Cassidy, Braden 1-38. TCU-Johnston, Quentin 8-180; Davis, Derius 5-8; Williams, Savion 3-19; Barber, Taye 2-29; Wiley, Jared 2-23; Demercado, Emari 2-10; Miller, Kendre 1-10.

INTERCEPTIONS: Oklahoma State-None. TCU-Clark, Bud 1-0.

FUMBLES: Oklahoma State-TEAM 1-0. TCU-Davis, Derius 1-1; Miller, Kendre 1-0.

GAME 7

Texas ^{20/21} **34**

Oklahoma State ^{11/11} **41**

Oct. 22, 2022 | Stillwater, Okla.
Attendance: 55,509 | TV: ABC

Captains: Spencer Sanders, Tyler Lacy, Jason Taylor II, Tanner Brown

Score by Quarters	1	2	3	4	Score
Texas	14	17	3	0	34
Oklahoma State	10	14	3	14	41

Scoring Summary

1st 13:21	OSU	T.Brown 48 yd FG
		4--2, 0:51, UT 0 - OSU 3
12:01	TEX	B.Robinson 42 yd rush (B.Auburn kick)
		4-71, 1:14, UT 7 - OSU 3
09:39	OSU	D.Richardson 4 yd rush (T.Brown kick),
		6-75, 2:22, UT 7 - OSU 10
04:21	TEX	X.Worthy 12 yd pass from Q.Ewers (B.Auburn kick)
		4-52, 1:51, UT 14 - OSU 10
2nd 13:28	TEX	B.Robinson 41 yd pass from Q.Ewers (B.Auburn kick)
		2-42, 0:38, UT 21 - OSU 10
11:16	OSU	D.Richardson 1 yd rush (T.Brown kick)
		8-75, 2:12, UT 21 - OSU 17
08:04	TEX	B.Auburn 37 yd FG
		7-40, 3:02, UT 24 - OSU 17
03:43	TEX	R.Johnson 52 yd rush (B.Auburn kick)
		7-80, 1:32, UT 31 - OSU 17
02:41	OSU	D.Richardson 2 yd rush (T.Brown kick)
		3-85, 0:17, UT 31 - OSU 24
3rd 02:10	TEX	B.Auburn 33 yd FG
		4-5, 1:07, UT 34 - OSU 24
00:29	OSU	T.Brown 40 yd FG
		7-52, 1:41, UT 34 - OSU 27
4th 09:54	OSU	B.Presley 10 yd pass from S.Sanders (T.Brown kick)
		12-66, 4:53, UT 34 - OSU 34
03:09	OSU	B.Green 41 yd pass from S.Sanders (T.Brown kick)
		6-72, 1:48, UT 34 - OSU 41

	TEX	OSU
FIRST DOWNS	21	32
RUSHES-YARDS (NET)	32-204	40-142
PASSING YDS (NET)	319	393
Passes Att-Comp-Int	19-49-3	35-58-1
TOTAL OFFENSE PLAYS-YARDS	81-523	98-535
Fumble Returns-Yards	0-0	0-0
Punt Returns-Yards	4-52	2-0
Kickoff Returns-Yards	4-109	3-61
Interception Returns-Yards	1-0	3-24
Punts (Number-Avg)	8-42.1	9-37.6
Fumbles-Lost	2-0	2-1
Penalties-Yards	14-119	0-0
Possession Time	27:00	33:00
Third-Down Conversions	3 of 17	8 of 19
Fourth-Down Conversions	0 of 2	0 of 0
Red-Zone Scores-Chances	3-3	4-5
Sacks By: Number-Yards	2-13	1-1

RUSHING: Texas-Robinson, Bijan 24-140; Johnson, Roschon 5-73; Robinson, Keilan 1-minus 1; Ewers, Quinn 1-minus 1; TEAM 1-minus 7. Oklahoma State-Nixon, Jaden 8-64; Sanders, Spencer 11-43; Richardson, Dominic 13-24; Gordon, Ollie 4-13; Middleton, Zach 1-2; Presley, Braylin 1-2; TEAM 1-minus 1; Green, Bryson 1-minus 5.

PASSING: Texas-Ewers, Quinn 19-49-3-319. Oklahoma State-Sanders, Spencer 34-57-1-391; Nixon, Jaden 1-1-2-0.

RECEIVING: Texas-Sanders, Ja'Tavion 6-76; Worthy, Xavier 4-78; Billingsley/Jahleel 2-33; Johnson, Roschon 2-5; Robinson, Bijan 1-41; Thompson, Brennan 1-32; Whittington, Jordan 1-23; Robinson, Keilan 1-19; Milton, Tarique 1-12. Oklahoma State-Richardson, John Paul 7-63; Johnson Jr., Stephon 6-90; Presley, Brennan 6-60; Green, Bryson 5-133; Richardson, Dominic 4-6; Nixon, Jaden 3-6; Gordon, Ollie 2-28; Presley, Braylin 1-5; Sanders, Spencer 1-2.

INTERCEPTIONS: Texas-Watts, Ryan 1-0. Oklahoma State-Taylor II, Jason 2-16; Daniels, Kendal 1-8.

FUMBLES: Texas-TEAM 2-0. Oklahoma State-Presley, Brennan 1-1; Richardson, Dominic 1-0.

GAME 8

Oklahoma State ^{9/9} **0**

Kansas State ^{22/22} **48**

Oct. 29, 2022 | Manhattan, Kan.
Attendance: 51,113 | TV: FOX

Captains: Spencer Sanders, John Paul Richardson, Mason Cobb, Ben

Score by Quarters	1	2	3	4	Score
Oklahoma State	0	0	0	0	0
Kansas State	14	21	3	10	48

Scoring Summary

1st 11:02	KSU	K.Warner 38 yd pass from W.Howard (T.Zentner kick)
		9-77, 3:53, OSU 0 - KSU 7
8:15	KSU	D.Vaughn 62 yd rush (T.Zentner kick)
		2-62, 0:16, OSU 0 - KSU 14
2nd 11:17	KSU	P.Brooks 31 yd pass from W.Howard (T.Zentner kick)
		7-83, 3:32, OSU 0 - KSU 21
09:06	KSU	K.Warner 41 yd pass from W.Howard (T.Zentner kick)
		3-43, 1:24, OSU 0 - KSU 28
00:07	KSU	D.Vaughn 1 yd pass from W.Howard (T.Zentner kick)
		14-77, 6:35, OSU 0 - KSU 35
3rd 04:51	KSU	T.Zentner 23 yd FG
		10-55, 4:22, OSU 0 - KSU 38
4th 13:17	KSU	T.Zentner 23 yd FG
		10-46, 3:56, OSU 0 - KSU 41
05:43	KSU	D.Giddens 9 yd rush (#8 T.Zentner kick)
		4-19, 2:33, OSU 0 - KSU 48

	OSU	KSU
FIRST DOWNS	14	21
RUSHES-YARDS (NET)	30-54	37-199
PASSING YDS (NET)	213	345
Passes Att-Comp-Int	15-33-2	21-37-0
TOTAL OFFENSE PLAYS-YARDS	63-217	74-495
Fumble Returns-Yards	0-0	0-0
Punt Returns-Yards	0-0	3-53
Kickoff Returns-Yards	3-46	1-21
Interception Returns-Yards	0-0	2-8
Punts (Number-Avg)	6-46.5	4-38.2
Fumbles-Lost	2-1	0-0
Penalties-Yards	4-35	7-60
Possession Time	24:31	35:29
Third-Down Conversions	5 of 15	5 of 15
Fourth-Down Conversions	1 of 4	3 of 3
Red-Zone Scores-Chances	0-0	4-4
Sacks By: Number-Yards	0-0	3-25

RUSHING: Oklahoma State-Gundy, Gunnar 5-27; Jackson, Deondre 6-20; Nixon, Jaden 8-11; Gordon, Ollie 2-5; Presley, Braylin 1-1; TEAM 1-minus 1; Sanders, Spencer 7-minus 9. Kansas State-Vaughn, Deuce 22-158; Giddens, DJ 7-44; Howard, Will 5-3; TEAM 3-minus 6.

PASSING: Oklahoma State-Sanders, Spencer 13-26-1-147; Gundy, Gunnar 2-7-1-16. Kansas State-Howard, Will 21-37-0-296.

RECEIVING: Oklahoma State-Green, Bryson 3-38; Presley, Brennan 2-49; Nixon, Jaden 2-28; Johnson Jr, Stephon 2-21; Jackson, Deondre 2-11; Richardson, John Paul 2-minus 1; Presley, Braylin 1-9; Gordon, Ollie 1-8. Kansas State-Knowles, Malik 8-113; Warner, Kade 5-97; Vaughn, Deuce 4-18; Brooks, Phillip 2-41; Sinnott, Ben 1-25; Giddens, DJ 1-2.

INTERCEPTIONS: Oklahoma State-None. Kansas State-Jackson, Krew 1-8; Brents, Julius 1-0.

FUMBLES: Oklahoma State-Presley, Brennan 1-1; Green, Bryson 1-0. Kansas State-None.

Box Scores

GAME 9
Oklahoma State ^{18/18} **16**
Kansas **37**
 Nov. 5, 2022 | Lawrence, Kan.
 Attendance: 43,606 | TV: FSI

Captains: Bryson Green, Sione Asi, Sean Michael Flanagan, Lyrik Rawls Kopenski

Score by Quarters	1	2	3	4	Score
Oklahoma State	0	7	3	6	16
Kansas	10	14	7	6	37

Scoring Summary

1st	11:21	KU	D.Neal 31 yd rush (J.Borcila kick) 4-73, 1:32, OSU 0 - KU 7
	00:09	KU	J.Borcila 21 yd FG 16-76, 6:09, OSU 0 - KU 10
2nd	09:59	OSU	S.Johnson Jr. 8 yd pass from G.Rangel (T.Brown kick) 15-75, 5:20, OSU 7 - KU 10
	09:10	KU	J.Bean 73 yd rush (J.Borcila kick) 2-75, 0:49, OSU 7 - KU 17
	00:22	KU	L.Arnold 8 yd pass from J.Bean (J.Borcila kick) 7-87, 3:04, OSU 7 - KU 24
3rd	07:08	KU	J.Casey 2 yd pass from J.Bean (J.Borcila kick) 15-75, 7:52, OSU 7 - KU 31
	03:27	OSU	T.Brown 35 yd FG 11-54, 3:41, OSU 10 - KU 31
4th	12:52	KU	J.Borcila 20 yd FG 10-72, 5:35, OSU 10 - KU 34
	09:21	OSU	J.Nixon 35 yd pass from G.Rangel (J.Richardson rush failed) 10-75, 3:31, OSU 16 - KU 34
	05:00	KU	J.Borcila 31 yd FG 7-64, 4:16, OSU 16 - KU 37

GAME 10
Iowa State **14**
Oklahoma State ^{RV/RV} **20**
 Nov. 12, 2022 | Stillwater, Okla.
 Attendance: 55,509 | TV: ESPN

Captains: Braden Cassity, Joe Michalski, Brock Martin, Jake Schultz

Score by Quarters	1	2	3	4	Score
Iowa State	0	7	7	0	14
Oklahoma State	0	10	0	10	20

Scoring Summary

2nd	12:10	OSU	T.Brown 37 yd FG 4-8, 1:57, ISU 0 - OSU 3
	07:20	ISU	S.Shaw 4 yd pass from H.Dekkers (J.Gilbert kick) 3-9, 1:03, ISU 7 - OSU 3
	06:31	OSU	J.Richardson 83 yd pass from G.Gundy (T.Brown kick) 2-81, 0:44, ISU 7 - OSU 10
3rd	12:39	ISU	J.Brock 1 yd rush (D.Nettles kick) 6-75, 2:21, ISU 14 - OSU 10
4th	09:18	OSU	J.Nixon 14 yd pass from S.Sanders (T.Brown kick) 8-63, 2:24, ISU 14 - OSU 17
	04:19	OSU	T.Brown 40 yd FG 4-1, 0:47, ISU 14 - OSU 20

	ISU	OSU
FIRST DOWNS	19	11
RUSHES-YARDS (NET)	36-59	35-57
PASSING YDS (NET)	274	187
Passes Att-Comp-Int	28-43-3	14-25-2
TOTAL OFFENSE PLAYS-YARDS	79-333	60-244
Fumble Returns-Yards	0-0	0-0
Punt Returns-Yards	3-38	0-0
Kickoff Returns-Yards	3-52	2-29
Interception Returns-Yards	2-18	3-29
Punts (Number-Avg)	7-41.1	9-32.2
Fumbles-Lost	2-2	1-0
Penalties-Yards	8-53	5-55
Possession Time	33:39	26:21
Third-Down Conversions	6 of 17	1 of 14
Fourth-Down Conversions	0 of 2	0 of 1
Red-Zone Scores-Chances	2-2	2-2
Sacks By: Number-Yards	1-11	4-31

RUSHING: Iowa State-Norton, Cartevius 17-49; Brock, Jirehl 4-12; Silas, Deon 3-7; Dekkers, Hunter 12-minus 9; Oklahoma State-Richardson, Dominic 14-41; Gordon, Ollie 3-8; Jackson, Deondre 2-8; Sanders, Spencer 3-6; Nixon, Jaden 3-2; Middleton, Zach 1-minus 2; TEAM 2-minus 2; Gundy, Gunnar 7-minus 4.

PASSING: Iowa State-Dekkers, Hunter 28-42-3-274; TEAM 0-1-0-0. Oklahoma State-Sanders, Spencer 9-13-0-84; Gundy, Gunnar 5-12-2-103.

RECEIVING: Iowa State-Hutchinson, Xavier 10-106; Noel, Jaylin 7-86; Shaw, Sean 3-23; Stanley, Dimitri 3-14; Dean, Easton 2-31; Norton, Cartevius 2-9; Brock, Jirehl 1-5. Oklahoma State-Richardson, John Paul 3-90; Nixon, Jaden 3-28; Presley, Brennan 2-23; Bray, Jaden 2-21; Green, Bryson 2-13; Anderson, Langston 1-8; Cassity, Braden 1-4.

FUMBLES: Iowa State-Silas, Deon 1-1; Shaw, Sean 1-1. Oklahoma State-Richardson, Dominic 1-0.

	OSU	KU
FIRST DOWNS	25	23
RUSHES-YARDS (NET)	35-111	46-351
PASSING YDS (NET)	304	203
Passes Att-Comp-Int	27-40-3	18-23-0
TOTAL OFFENSE PLAYS-YARDS	75-415	69-554
Fumble Returns-Yards	0-0	0-0
Punt Returns-Yards	0-0	0-0
Kickoff Returns-Yards	0-0	1-15
Interception Returns-Yards	0-0	3-50
Punts (Number-Avg)	2-43.5	3-31.3
Fumbles-Lost	1-1	1-0
Penalties-Yards	1-15	5-40
Possession Time	24:51	35:09
Third-Down Conversions	5 of 11	6 of 14
Fourth-Down Conversions	0 of 1	2 of 2
Red-Zone Scores-Chances	2-3	5-5
Sacks By: Number-Yards	0-0	2-8

RUSHING: Oklahoma State-Richardson, Dominic 14-51; Jackson, Deondre 5-34; Rangel, Garret 10-14; Presley, Brennan 1-9; Nixon, Jaden 1-2; TEAM 3-1; Gordon, Ollie 1-0. Kansas-Neal, Devin 32-224; Bean, Jason 4-93; Thomas, Ky 10-34.

PASSING: Oklahoma State-Rangel, Garret 27-40-3-304. Kansas-Bean, Jason 18-23-0-203.

RECEIVING: Oklahoma State-Green, Bryson 9-105; Presley, Brennan 7-59; Anderson, Langston 3-61; Richardson, John Paul 3-27; Johnson Jr, Stephen 2-16; Nixon, Jaden 1-35; Richardson, Dominic 2-2; Gordon, Ollie 1-minus 1. Kansas-Grimm, Luke 7-65; Neal, Devin 6-110; Arnold, Lawrence 2-18; Casey, Jared 2-6; Skinner, Quentin 1-4.

INTERCEPTIONS: Oklahoma State-None. Kansas-Miller, Rich 1-37; Dotson, Ra'Mello 1-13; Bryant, Cobee 1-0.

FUMBLES: Oklahoma State-TEAM 1-1. Kansas-None.



OSU's win over Iowa State extended the longest home winning streak in school history to 14 straight games.



Box Scores

GAME 11

Oklahoma State 24/24 **13**
Oklahoma **28**
 Nov. 19, 2022 | Norman, Okla.
 Attendance: 84,132 | TV: ABC

Captains: Spencer Sanders, Sean Michael Flanagan, Brock Martin and Tanner Brown

Score by Quarters	1	2	3	4	Score
Oklahoma State	0	3	7	3	13
Oklahoma	28	0	0	0	28

Scoring Summary

- 1st 13:43 OU** D.Gabriel 2 yd rush (Z.Schmit kick)
6-75, 1:17, OSU 0 - OU 7
- 09:44 OU** J.Farooq 30 yd pass from D.Gabriel (Z.Schmit kick)
9-93, 2:45, OSU 0 - OU 14
- 07:57 OU** E.Gray 2 yd rush (Z.Schmit kick)
2-4, 0:18, OSU 0 - OU 21
- 01:09 OU** D.Stoops 23 yd pass from D.Gabriel (Z.Schmit kick)
5-75, 1:31, OSU 0 - OU 28
- 2nd 04:05 OSU** T.Brown 24 yd FG
10-48, 4:34, OSU 3 - OU 28
- 3rd 01:03 OSU** Q.Stewart 2 yd pass from S.Sanders (T.Brown kick)
7-61, 2:17, OSU 10 - OU 28
- 4th 12:37 OSU** T.Brown 25 yd FG
6-59, 2:15, OSU 13 - OU 28

	OSU	OU
FIRST DOWNS	26	17
RUSHES-YARDS (NET)	35-103	34-175
PASSING YDS (NET)	381	259
Passes Att-Comp-Int	36-67-4	20-40-1
TOTAL OFFENSE PLAYS-YARDS	102-484	74-434
Fumble Returns-Yards	0-0	0-0
Punt Returns-Yards	3-21	0-0
Kickoff Returns-Yards	2-42	3-74
Interception Returns-Yards	1-11	4-32
Punts (Number-Avg)	9-45.8	11-49.0
Fumbles-Lost	0-0	1-1
Penalties-Yards	3-20	2-23
Possession Time	37:38	22:22
Third-Down Conversions	7 of 22	1 of 14
Fourth-Down Conversions	0 of 2	0 of 1
Red-Zone Scores-Chances	3-5	2-3
Sacks By: Number-Yards	1-3	6-43

RUSHING: Oklahoma State-Sanders, Spencer 17-42; Nixon, Jaden 7-37; Johnson, Braydon 1-17; Gordon, Ollie 7-13; Jackson, Deondre 1-6; TEAM 1-minus 2; Richardson, John Paul 1-minus 10. Oklahoma-Gray, Eric 20-90; Barnes, Javonte 6-59; Gabriel, Dillon 6-30; Freeman, Gavin 1-minus 2; TEAM 1-minus 2.

PASSING: Oklahoma State-Sanders, Spencer 36-67-4-381. Oklahoma-Gabriel, Dillon 20-40-1-259.

RECEIVING: Oklahoma State-Presley, Brennan 9-118; Johnson, Braydon 7-109; Nixon, Jaden 7-50; Richardson, John Paul 5-45; Owens, Rashod 2-21; Cassidy, Braden 2-20; Green, Bryson 1-11; Bray, Jaden 1-9; Stewart, Quinton 1-2; Gordon, Ollie 1-minus 4. Oklahoma-Stoops, Drake 6-89; Mims Jr., Marvin 5-68; Willis, Brayden 3-35; Gray, Eric 3-30; Farooq, Jaill 1-30; Freeman, Gavin 1-4; Major, Marcus 1-3.

INTERCEPTIONS: Oklahoma State-Taylor II, Jason 1-11. Oklahoma-Laulu, Jonah 1-26; Bowman, Billy 1-8; Coldon, C.J. 1-2; White, DaShaun 1-0.

FUMBLES: Oklahoma State-None. Oklahoma-Willis, Brayden 1-1.

GAME 12

West Virginia 24
Oklahoma State RV/NR **19**
 Nov. 26, 2022 | Stillwater, Okla.
 Attendance: 52,353 | TV: ESPN2

Captains: Braydon Johnson, Jake Springfield, Brock Martin, Matt Hembrough

Score by Quarters	1	2	3	4	Score
West Virginia	7	0	14	3	24
Oklahoma State	0	10	9	0	19

Scoring Summary

- 1st 07:11 WVU** G.Green 36 yd rush (C.Legg kick)
1-36, 0:08, WVU 7 - OSU 7
- 2nd 14:56 OSU** B.Presley 4 yd rush (T.Brown kick)
5-46, 1:38, WVU 7 - OSU 7
- 00:14 OSU** T.Brown 22 yd FG
12-73, 2:04, WVU 7 - OSU 10
- 3rd 12:45 WVU** J.Anderson 54 yd rush (C.Legg kick)
6-780, 2:11, WVU 14 - OSU 10
- 09:53 WVU** J.Anderson 57 yd rush (C.Legg kick)
2-72, 0:33, WVU 21 - OSU 10
- 05:59 OSU** T.Brown 38 yd FG
10-42, 3:47, WVU 21 - OSU 13
- 00:24 OSU** O.Gordon 23 yd rush (O.Gordon pass from G.Rangel failed)
5-49, 1:52, WVU 21 - OSU 19
- 4th 05:59 WVU** C.Legg 34 yd FG
9-44, 5:19, WVU 24 - OSU 19

	WVU	OSU
FIRST DOWNS	15	20
RUSHES-YARDS (NET)	41-250	42-180
PASSING YDS (NET)	77	178
Passes Att-Comp-Int	10-23-1	18-42-0
TOTAL OFFENSE PLAYS-YARDS	64-327	84-358
Fumble Returns-Yards	0-0	0-0
Punt Returns-Yards	3-10	0-0
Kickoff Returns-Yards	3-27	5-102
Interception Returns-Yards	0-0	1-0
Punts (Number-Avg)	8-44.0	7-41.7
Fumbles-Lost	0-0	2-1
Penalties-Yards	0-70	3-30
Possession Time	28:43	31:17
Third-Down Conversions	4 of 15	8 of 21
Fourth-Down Conversions	1 of 2	0 of 3
Red-Zone Scores-Chances	1-1	3-4
Sacks By: Number-Yards	4-22	1-11

RUSHING: West Virginia-Anderson, Jaylen 15-155; Greene, Garrett 6-47; Marchiol, Nicco 6-32; Mathis, Tony 9-13; Johnson Jr., Justin 3-11; TEAM 2-minus 8. Oklahoma State-Gordon, Ollie 17-136; Jackson, Deondre 12-56; Nixon, Jaden 3-9; Presley, Brennan 1-4; TEAM 1-0; Rangel, Garret 8-minus 25.

PASSING: West Virginia-Greene, Garrett 8-14-1-48; Marchiol, Nicco 2-9-0-29. Oklahoma State-Rangel, Garret 18-42-0-178.

RECEIVING: West Virginia-Ford-Wheaton, Bryce 2-22; James, Sam 2-19; Polendey, Brian 2-18; Prather, Kaden 2-14; Mathis, Tony 2-4. Oklahoma State-Presley, Brennan 5-77; Richardson, John Paul 5-7; Johnson, Braydon 4-60; Nixon, Jaden 1-10; Gordon, Ollie 1-10; Johnson Jr., Stephon 1-9; Owens, Rashod 1-5.

FUMBLES: West Virginia-None. Oklahoma State-Wilson, Preston 1-0; Rangel, Garret 1-1.

GAME 13

Wisconsin 24
Oklahoma State **17**
 Dec. 27, 2022 | Phoenix, Ariz.
 Attendance: 23,187 | TV: ESPN

Captains: Jason Taylor II, Braden Cassidy, Brock Martin, Matt Hembrough, Tanner Brown, John Paul Richardson

Score by Quarters	1	2	3	4	Score
Wisconsin	3	14	7	0	24
Oklahoma State	7	0	0	10	17

Scoring Summary

- 1st 10:19 WIS** N.Van Zelst 47 yd FG
7-42, 3:20, WIS 3 - OSU 0
- 05:56 OSU** S.Johnson Jr. 84 yd pass from G. Rangel (T.Brown kick)
1-84, 0:17, WIS 3 - OSU 7
- 2nd 05:23 WIS** C.Mellusi 1 yd run (N.Van Zelst kick)
13-68, 7:24, WIS 10 - OSU 7
- 00:44 WIS** H.Rucci 15 yd pass from C.Wolf (N.Van Zelst kick)
8-65 yards, 04:16, WIS 17 - OSU 7
- 3rd 06:42 WIS** B.Allen 20 yd run (N.Van Zelst)
2-32, 0:44, WIS 24 - OSU 7
- 4th 12:57 OSU** O.Gordon 1 yd pass from G.Rangel (T.Brown kick)
10-80, 3:56, WIS 24 - OSU 14
- 05:08 OSU** T.Brown 24 yd FG
13-69, 6:06, WIS 24 - OSU 17

	WIS	OSU
FIRST DOWNS	21	10
RUSHES-YARDS (NET)	47-258	26-52
PASSING YDS (NET)	116	229
Passes Att-Comp-Int	16-26-1	14-31-2
TOTAL OFFENSE PLAYS-YARDS	73-374	57-281
Fumble Returns-Yards	0-0	0-0
Punt Returns-Yards	2-27	0-0
Kickoff Returns-Yards	4-127	2-29
Interception Returns-Yards	2-21	1-16
Punts (Number-Avg)	7-46.7	9-45.1
Fumbles-Lost	1-1	0-0
Penalties-Yards	2-20	3-35
Possession Time	37:58	22:02
Third-Down Conversions	4 of 14	3 of 14
Fourth-Down Conversions	2 of 2	1 of 1
Red-Zone Scores-Chances	3-5	2-2
Sacks By: Number-Yards	1-11	2-13

RUSHING: Wisconsin-Allen, Braelon 22-116; Mellusi, Chez 16-77; Bell, Skyler 1-44; Dike, Chimere 2-16; Vujnovich, Andy 1-13; Davis, Julius 2-8; Wolf, Chase 3-minus 16. Oklahoma State-Gordon, Ollie 12-45; Jackson, Deondre 5-8; Nixon, Jaden 2-6; Rangel, Garret 6-minus 3; Presley, Brennan 1-minus 4.

PASSING: Wisconsin-Wolf, Chase 16-26-1-116. Oklahoma State-Rangel, G. 14-31-2-229.

RECEIVING: Wisconsin-Dike, Chimere 3-36; Rucci, Hayden 2-28; Lewis, Keonte 3-26; Eschenbach, Jack 2-14; Bell, Skyler 1-5; Davis, Julius 1-3; Seagreaves, JT 1-3; Schipper, Brady 1-1; Allen, Braelon 2-0; Ingram, Dean 0-0. Oklahoma State-Johnson Jr., Stephon 1-84; Presley, Brennan 6-74; Owens, Rashod 1-41; Richardson, John Paul 2-21; Shettron, Talyon 1-10; Gordon, Ollie 1-1; Cassidy, Braden 0-0; Johnson, Braydon 1-minus 1; Nixon, Jaden 1-minus 1.

FUMBLES: Wisconsin-Wolf, Chase 1-1. Oklahoma State-None.



Starting Lineups/Player Career Starts

Game-by-Game Starting Lineups

Starting Lineups - Offense

		LT	LG	C	RG	RT	CW/WR	CW/WR	WR	WR	RB	QB
Sept. 1	Central Michigan	Etienne	Miterko	Wilson	Woodard	Springfield	Cassity	Bre. Presley	B. Johnson	Br. Green	D. Richardson	Sanders
Sept. 10	Arizona State	Etienne	Miterko	Wilson	Woodard	Springfield	J.P. Richardson	Bre. Presley	B. Johnson	Br. Green	D. Richardson	Sanders
Sept. 17	Arkansas-Pine Bluff	Etienne	Miterko	Wilson	Woodard	Springfield	Cassity	B. Johnson	Br. Green	D. Richardson	Sanders	
Oct. 1	at Baylor	Etienne	Miterko	Wilson	Woodard	Springfield	Schultz	Bre. Presley	B. Johnson	Br. Green	D. Richardson	Sanders
Oct. 8	Texas Tech	Etienne	Miterko	Wilson	Woodard	Springfield	Cassity	Schultz	B. Johnson	Br. Green	D. Richardson	Sanders
Oct. 8	at TCU	Etienne	Miterko	Russ	Woodard	Springfield	Cassity	Bre. Presley	B. Johnson	Br. Green	D. Richardson	Sanders
Oct. 22	Texas	Etienne	Miterko	Michalski	Woodard	Springfield	J.P. Richardson	Bre. Presley	S. Johnson Jr.	Br. Green	D. Richardson	Sanders
Oct. 29	at Kansas State	Etienne	Miterko	Wilson	Brooks Jr.	Springfield	Owens	Bre. Presley	S. Johnson Jr.	Br. Green	Nixon	Sanders
Nov. 5	at Kansas	Etienne	Miterko	Wilson	Brooks Jr.	Springfield	Owens	Bre. Presley	S. Johnson Jr.	Br. Green	D. Richardson	Rangel
Nov. 12	Iowa State	Etienne	Miterko	Michalski	Brooks Jr.	Springfield	Cassity	J.P. Richardson	B. Johnson	Br. Green	D. Richardson	Gundy
Nov. 19	at Oklahoma	Etienne	Miterko	Wilson	Michalski	Springfield	Owens	Bre. Presley	B. Johnson	Br. Green	Nixon	Sanders
Nov. 26	West Virginia	Etienne	Miterko	Wilson	Michalski	Springfield	Cassity	J.P. Richardson	B. Johnson	S. Johnson	Nixon	Rangel
Dec. 27	vs. Wisconsin	Etienne	Brooks Jr.	Michalski	Wilson	Springfield	Cassity	J.P. Richardson	B. Johnson	Bre. Presley	Gordon	Rangel

Starting Lineups - Defense

		DE	DT	DT	DE	LB/DT	LB	S/LB	S	S	CB	CB
Sept. 1	Central Michigan	Lacy	Evers	Asi	B. Martin	Cobb	Benson	Harper	Flanagan	Taylor II	Black	Muhammad
Sept. 10	Arizona State	Lacy	Evers	Asi	B. Martin	Cobb	Benson	Harper	Flanagan	Taylor II	Black	Muhammad
Sept. 17	Arkansas-Pine Bluff	Oliver	Lacy	Asi	B. Martin	Cobb	Benson	Harper	Daniels	Taylor II	Black	Muhammad
Oct. 1	at Baylor	Lacy	Evers	Asi	B. Martin	Cobb	Benson	Harper	Flanagan	Taylor II	Black	Muhammad
Oct. 8	Texas Tech	Oliver	Lacy	Asi	B. Martin	Cobb	Benson	Harper	Flanagan	Taylor II	Black	Muhammad
Oct. 15	at TCU	Lacy	Evers	Asi	B. Martin	Cobb	Benson	Harper	Flanagan	Taylor II	Black	Muhammad
Oct. 22	Texas	Lacy	Clay	Asi	Oliver	Cobb	Benson	Muhammad	Flanagan	Taylor II	Black	C. Smith
Oct. 29	at Kansas State	Lacy	Clay	Asi	B. Martin	Cobb	Benson	Harper	Daniels	Taylor II	Black	Muhammad
Nov. 5	at Kansas	Lacy	Clay	Asi	B. Martin	Cobb	Benson	Muhammad	Flanagan	Taylor II	Black	C. Smith
Nov. 12	Iowa State	Walterscheid	Ross	Asi	B. Martin	Cobb	Benson	Daniels	Flanagan	Taylor II	Black	Muhammad
Nov. 19	at Oklahoma	Walterscheid	Ross	Asi	B. Martin	Cobb	Benson	Daniels	Flanagan	Taylor II	Black	Muhammad
Nov. 26	West Virginia	Oliver	Ross	Asi	B. Martin	Cobb	Benson	Daniels	Flanagan	Taylor II	Black	Muhammad
Dec. 27	vs. Wisconsin	Oliver	Ross	Asi	B. Martin	Walterscheid	Benson	Bishop	Flanagan	Taylor II	Black	C. Smith

Career Consecutive and Total Starts

Player, Pos.	Yr.	Consecutive Starts	Total Starts	Starts by Year					Player, Pos.	Yr.	Consecutive Starts	Total Starts	Starts by Year				
				2022	2021	2020	2019	2018					2022	2021	2020	2019	2018
Jason Taylor II, S	RSr.	26	27	13	13	0	1	0	Tyler Lacy, DE	RSr.	0	44	9	14	11	10	0
Jake Springfield, OL	RJr.	13	29	13	7	9	0	-	Spencer Sanders, QB	RSr.	0	41	9	13	9	10	0
Xavier Benson, LB	RJr.	13	23	13	(JUCO)	0(TTU)	10(TTU)	0(TTU)	Hunter Woodard, OL	RJr.	0	29	7	12	10	0	0
Stion Asi, DT	*RSr.	13	17	13	4	0	0	-	Brendon Evers, DT	*RSr.	0	26	4	14	5	3	0
Caleb Etienne, OL	RJr.	13	13	13	0	(JUCO)	(JUCO)	-	Bryson Green, WR	So.	0	17	11	6	-	-	-
Korie Black, CB	Jr.	13	13	13	0	0	-	-	Cole Birmingham, OL	RJr.	0	16	0	14	2	0	-
Brock Martin, DE	*RSr.	6	34	12	13	2	7	0	Trace Ford, DE	RJr.	0	15	0	0	9	6	-
Sean Michael Flanagan, S	RSr.	5	11	11	0	0	0	0	Taylor Miterko, OL	RJr.	0	13	12	1	0	0	-
Braydon Johnson, WR	*RSr.	4	24	10	1	9	4	0	Mason Cobb, LB	Jr.	0	13	12	1	0	-	-
Joe Michalski, OL	RJr.	4	9	5	4	0	0	-	Jabbar Muhammad, CB	Jr.	0	13	12	1	0	-	-
Xavier Ross, DT	RJr.	4	4	4	0	0	0	-	Dominic Richardson, RB	Jr.	0	9	9	0	0	-	-
Preston Wilson, OL	RJr.	3	22	10	8	4	0	-	Trey Rucker, S	Sr.	0	9	0	0	0(WF)	9(WF)	-
Braden Cassity, CW	RSr.	2	14	7	7	0	0	0	Thomas Harper, S	Sr.	0	8	7	0	1	0	-
John Paul Richardson, WR	So.	2	8	5	3	-	-	-	Rashod Owens, WR	RSr.	0	8	3	5	0	-	-
Collin Oliver, DE	So.	2	6	5	1	-	-	-	Kendal Daniels, S	RFr.	0	5	5	0	-	-	-
Garret Rangel, QB	Fr.	2	3	3	-	-	-	-	Jaden Bray, WR	So.	0	4	0	4	-	-	-
Brennan Presley, WR	Jr.	1	21	9	11	1	-	-	Stephon Johnson Jr., WR	Fr.	0	4	4	-	-	-	-
Jason Brooks Jr., OL	RSr.	1	5	4	1(Vandy)	0(Vandy)	-	-	Collin Clay, DT	RJr.	0	3	3	0	0	0(ARK)	-
Kody Walterscheid, DE	RJr.	1	3	3	0	0	0	-	Jake Schultz, CW	RJr.	0	3	3	0	0	0	-
Cam Smith, CB	RFr.	1	3	3	0	-	-	-	Jaden Nixon, RB	RFr.	0	3	3	0	-	-	-
Lamont Bishop, LB	RSr.	1	1	1	0	0	(JUCO)	(JUCO)	Samuela Tuihalamaka, DT	RSr.	0	3	0	0	0	3	0
Ollie Gordon, RB	Fr.	1	1	1	-	-	-	-	Blaine Green, WR	So.	0	2	0	2	-	-	-
									Eli Russ, OL	RSr.	0	1	1	0	0	-	-
									Gunnar Gundy, QB	RFr.	0	1	1	0	-	-	-

*Super Senior

Game-by-Game Captains

Sept. 1	Central Michigan	Sanders	Taylor II	B. Martin	Flanagan	
Sept. 10	Arizona State	Sanders	Cobb	B. Johnson	Hembrough	
Sept. 17	Arkansas-Pine Bluff	D. Richardson	Harper	Lacy	N. Martin	
Oct. 1	at Baylor	B. Johnson	Wilson	Asi	K. Williams	
Oct. 8	Texas Tech	Sanders	Benson	Flanagan	Cassity	
Oct. 15	at TCU	D. Richardson	Woodard	Kopinski	Hutton	
Oct. 22	Texas	Sanders	Lacy	Taylor II	T. Brown	
Oct. 29	at Kansas State	Sanders	J.P. Richardson	Cobb	Kopinski	
Nov. 5	at Kansas	Br. Green	Asi	Flanagan	Rawls	
Nov. 12	Iowa State	Cassity	Michalski	B. Martin	Schultz	
Nov. 19	at Oklahoma	Sanders	Flanagan	B. Martin	T. Brown	
Nov. 26	West Virginia	B. Johnson	Springfield	B. Martin	Hembrough	
Dec. 27	Wisconsin	Taylor II	Cassity	B. Martin	Hembrough	
					T. Brown	J.P. Richardson



Explosive Plays

Passing plays - 20 yards or longer (54)

Yds	Connection	Opponent	Result of Pass	Result of Drive
84	Rangel to S. Johnson Jr.	Wisconsin	Touchdown	Touchdown
83	Gundy to J. P. Richardson	Iowa State	Touchdown	Touchdown
55	Sanders to Bre. Presley	OU	1st and 10 at OU 12	Field Goal
49	Sanders to B. Johnson	Baylor	1st and Goal at BU 1	Touchdown
47	Sanders to B. Johnson	OU	1st and 10 at OU 43	Downs
45	Sanders to J.P. Richardson	Central Michigan	Touchdown	Touchdown
45	Sanders to B. Johnson	Central Michigan	1st and 10 at CMU 7	Touchdown
44	Sanders to D. Richardson	TCU	1st and 10 at TCU 15	Field Goal
43	Rangel to B. Johnson	West Virginia	1st and 10 at WVU 19	Field Goal
43	Sanders to B. Johnson	Arizona State	1st and 10 at ASU 12	Field Goal
42	Sanders to B. Johnson	UAPB	Touchdown	Touchdown
42	Sanders to Bre. Presley	Central Michigan	1st and 10 at CMU 15	Touchdown
41	Rangel to Owens	Wisconsin	1st and 10 at WIS 27	Field Goal
41	Rangel to Bre. Presley	Wisconsin	1st and 10 at WIS 6	Touchdown
41	Sanders to Br. Green	Texas	Touchdown	Touchdown
41	Sanders to B. Johnson	Central Michigan	1st and 10 at CMU 29	Touchdown
40	Sanders to Br. Green	Texas	1st and 10 at TEX 19	Touchdown
38	Sanders to Cassity	TCU	1st and 10 at TCU 20	Touchdown
36	Sanders to Br. Green	Texas	1st and 10 at TEX 25	Field Goal
36	Sanders to Bre. Presley	UAPB	1st and 10 at UAPB 24	Touchdown
35	Rangel to Nixon	Kansas	Touchdown	Touchdown
32	Rangel to Bre. Presley	West Virginia	1st and 10 at WVU 14	Touchdown
32	Sanders to Br. Green	Texas Tech	Touchdown	Touchdown
32	Sanders to Br. Green	Texas Tech	1st and 10 at TTU 31	Touchdown
32	J.P. Richardson to Br. Green	Baylor	1st and 10 at BU 2	Field Goal
31	Sanders to Br. Green	Arizona State	Touchdown	Touchdown
29	Sanders to Bre. Presley	Kansas State	Fumble	Fumble
28	Sanders to Br. Green	Texas Tech	1st and 10 at TTU 7	Field Goal
28	Sanders to Johnson	Central Michigan	1st and 10 at CMU 13	Touchdown
27	Sanders to Nixon	Oklahoma	1st and 10 at OU 37	Punt
27	Sanders to J.P. Richardson	UAPB	1st and 10 at UAPB 24	Touchdown
26	Rangel to Anderson	Kansas	1st and 10 at KU 32	Interception
25	Gundy to Cabbiness	UAPB	Touchdown	Touchdown
25	Sanders to S. Johnson Jr.	Texas	1st and 10 at TEX 27	Interception
24	Sanders to Bray	Texas Tech	1st and 10 at OSU 49	Field Goal
24	Sanders to B. Johnson	UAPB	Touchdown	Touchdown
23	Sanders to S. Johnson Jr.	Texas	1st and 10 at OSU 38	Touchdown
23	Sanders to D. Richardson	TCU	1st and 10 at TCU 33	Touchdown
23	Sanders to B. Johnson	TCU	1st and 10 at TCU 1	Touchdown
23	Sanders to J.P. Richardson	Texas Tech	1st and 10 at TTU 45	Field Goal
23	Sanders to Bre. Presley	Texas Tech	1st and 10 at TTU 17	Touchdown
23	Sanders to Bre. Presley	UAPB	Touchdown	Touchdown
23	Sanders to D. Richardson	Arizona State	1st and 10 at ASU 42	Touchdown
22	Rangel to Br. Green	Kansas	1st and 10 at OSU 42	Touchdown
22	Rangel to Anderson	Kansas	1st and 10 at KU 19	Field Goal
22	Sanders to S. Johnson Jr.	Texas	1st and 10 at TEX 49	Punt
22	Sanders to J.P. Richardson	TCU	Touchdown	Touchdown
21	Rangel to Bre. Presley	West Virginia	1st and 10 at OSU 41	Punt
20	Sanders to B. Johnson	Oklahoma	1st and 10 at OU 41	Touchdown
20	Sanders to Bre. Presley	Oklahoma	1st and 10 at OSU 46	Interception
20	Rangel to Br. Green	Kansas	1st and 10 at KU 40	Fumble
20	Sanders to Bre. Presley	Texas	1st and 10 at TEX 1	Touchdown
20	Sanders to D. Richardson	UAPB	1st and 10 at OSU 33	Touchdown

Running plays - 20 yards or longer (11)

Yds	Rusher	Opponent	Result of Rush	Result of Drive
53	Ollie Gordon	UAPB	Touchdown	Touchdown
51	Jaden Nixon	Texas	1st and 10 at TEX 11	Touchdown
29	Spencer Sanders	TCU	Touchdown	Touchdown
24	Ollie Gordon	West Virginia	1st and 10 at WVU 31	Field Goal
24	Spencer Sanders	Baylor	1st and 10 at OSU 37	Punt
24	Gunnar Gundy	UAPB	1st and 10 at OSU 47	Touchdown
23	Ollie Gordon	West Virginia	Touchdown	Touchdown
23	Spencer Sanders	Central Michigan	Touchdown	Touchdown
22	Deondre Jackson	West Virginia	1st and 10 at WVU 47	Fumble
22	Gunnar Gundy	Kansas State	1st and 10 at KSU 32	Interception
21	Jaden Nixon	Oklahoma	1st and 10 at OSU 35	Interception

Kick returns - 30 yards or longer (8)

Yds	Returner	Opponent	Result of Return	Result of Drive
98	Jaden Nixon	Baylor	Touchdown	Touchdown
50	Brennan Presley	Baylor	1st and 10 at OSU 50	Field Goal
40	Jaden Nixon	Arizona State	1st and 10 at OSU 41	Punt
36	Brennan Presley	West Virginia	1st and 10 at OSU 37	Field Goal
33	Brennan Presley	Texas	1st and 10 at OSU 40	Punt
32	Brennan Presley	Central Michigan	1st and 10 at OSU 48	Touchdown
30	Jaden Nixon	Texas Tech	1st and 10 at OSU 36	Punt
30	Cale Cabbines	UAPB	1st and 10 at OSU 30	Touchdown

Punt returns - 20 yards or longer (2)

Yds	Returner	Opponent	Result of Return	Result of Drive
36	Trace Ford	UAPB	Touchdown	Touchdown
23	Brennan Presley	UAPB	1st and 10 at UAPB 42	Touchdown

Interception/fumble returns - 20 yards or longer (0)

Yds	Returner	Opponent	Result of Return	Result of Drive
-----	----------	----------	------------------	-----------------



Scoring Summary

Sept. 1 vs. Central Michigan	Qtr.	Time	Plays	Yds.	Elapsed
John Paul Richardson, 45 yd pass from Spencer Sanders	1	10:09	6	75	1:32
Safety, Lamont Bishop	1	0:55	-	-	-
Spencer Sanders, 17 yd run	1	0:00	4	70	0:50
Braydon Johnson, 13 yd pass from Spencer Sanders	2	11:32	5	59	1:17
Jaden Nixon, 17 yd pass from Spencer Sanders	2	7:14	7	57	1:55
Spencer Sanders, 23 yd run	2	4:32	5	51	1:01
Dominic Richardson, 1 yd run	2	0:11	3	75	0:32
Bryson Green, 7 yd pass from Spencer Sanders	3	14:23	2	52	0:29
Zach Middleton, 1 yd run	4	9:17	7	71	3:09

Sept. 10 vs. Arizona State	Qtr.	Time	Plays	Yds.	Elapsed
Dominic Richardson, 3 yd run	2	8:28	5	37	1:13
Spencer Sanders, 6 yd run	2	2:45	12	96	3:07
Tanner Brown, 43 yd field goal	2	0:26	6	14	1:25
Tanner Brown, 24 yd field goal	3	5:48	8	63	1:45
Bryson Green, 31 yd pass from Spencer Sanders	4	13:31	3	65	0:54
Ollie Gordon, 14 yd pass from Spencer Sanders	4	7:41	13	80	5:19

Sept. 17 vs. Arkansas-Pine Bluff	Qtr.	Time	Plays	Yds.	Elapsed
Braydon Johnson, 24 yd pass from Spencer Sanders	1	14:22	2	75	0:38
Trace Ford, 15 yd blocked punt return	1	12:24	-	-	-
John Paul Richardson, 10 yd pass from Spencer Sanders	1	1:50	10	87	2:51
Braydon Johnson, 42 yd pass from Spencer Sanders	1	1:10	1	42	0:08
Brennan Presley, 23 yd pass from Spencer Sanders	2	14:18	5	38	1:51
Korie Black, 38 yd blocked field goal return	2	10:50	-	-	-
TayIn Shettron, 16 yd pass from Gunnar Gundy	2	1:23	11	70	3:54
Cale Cabiness, 25 yd pass from Gunnar Gundy	3	9:00	7	83	2:05
Ollie Gordon, 53 yd run	4	13:59	7	89	1:37

Oct. 1 vs. Baylor	Qtr.	Time	Plays	Yds.	Elapsed
Bryson Green, 8 yd pass from Spencer Sanders	1	5:24	15	75	5:22
Safety, Kendal Daniels and Mason Cobb	2	13:38	-	-	-
Spencer Sanders, 1 yd run	2	0:27	10	55	3:16
Jaden Nixon, 98 yard kickoff return	3	14:47	-	-	-
Dominic Richardson, 1 yd run	3	7:14	2	50	0:44
Tanner Brown, 19 yd field goal	3	3:38	6	32	1:48
Tanner Brown, 26 yd field goal	4	4:48	8	24	4:04

Oct. 8 vs. Texas Tech	Qtr.	Time	Plays	Yds.	Elapsed
Bryson Green, 32 yd pass from Spencer Sanders	1	11:48	2	34	0:29
Spencer Sanders, 14 yd run	1	5:03	6	63	1:29
Tanner Brown, 42 yd field goal	1	2:31	7	43	1:28
Tanner Brown, 22 yd field goal	2	7:18	16	68	5:15
Tanner Brown, 34 yd field goal	3	11:25	12	58	3:35
Spencer Sanders, 2 yd run	3	3:18	7	53	2:19
Tanner Brown, 24 yd field goal	3	0:03	7	12	2:12
Dominic Richardson, 7 yd run	4	2:27	11	57	3:50

Oct. 15 vs. Texas Tech	Qtr.	Time	Plays	Yds.	Elapsed
Spencer Sanders, 29 yd run	1	10:25	6	73	2:32
Spencer Sanders, 8 yd run	1	4:33	9	78	3:42
Tanner Brown, 35 yd field goal	2	13:32	4	7	1:28
John Paul Richardson, 22 yd pass from Spencer Sanders	2	10:04	8	47	2:52
Tanner Brown, 34 yd field goal	3	11:38	8	58	3:22
Tanner Brown, 32 yd field goal	3	1:25	11	50	4:26
Dominic Richardson, 1 yd rush	OT	-	5	25	-
Tanner Brown, 52 yd field goal	2OT	-	4	-10	-

Oct. 22 vs. Texas	Qtr.	Time	Plays	Yds.	Elapsed
Tanner Brown, 48 yd field goal	1	13:21	4	-2	0:51
Dominic Richardson, 4 yd run	1	9:39	6	75	2:22
Dominic Richardson, 1 yd run	2	11:16	8	75	2:12
Dominic Richardson, 2 yd run	2	2:41	3	85	0:57
Tanner Brown, 40 yd field goal	3	0:29	7	52	1:41
Brennan Presley, 10 yd pass from Spencer Sanders	4	9:54	12	66	4:53
Bryson Green, 41 yd pass from Spencer Sanders	4	3:09	6	72	1:48

Oct. 29 vs. Kansas State	Qtr.	Time	Plays	Yds.	Elapsed
No scoring plays					

Nov. 5 vs. Kansas	Qtr.	Time	Plays	Yds.	Elapsed
Stephon Johnson Jr., 8 yd pass from Garret Rangel	2	9:59	15	75	5:10
Tanner Brown, 35 yd field goal	3	3:27	11	54	3:41
Jaden Nixon, 35 yd pass from Garret Rangel	4	9:21	10	75	3:31

Nov. 12 vs. Iowa State	Qtr.	Time	Plays	Yds.	Elapsed
Tanner Brown, 37 yd field goal	2	12:10	4	8	1:57
John Paul Richardson, 83 yd pass from Gunnar Gundy	2	6:31	2	81	0:44
Jaden Nixon, 14 yd pass from Spencer Sanders	4	2:24	8	63	2:24
Tanner Brown, 40 yd field goal	4	4:19	4	1	0:47

Nov. 19 vs. Oklahoma	Qtr.	Time	Plays	Yds.	Elapsed
Tanner Brown, 24 yd field goal	2	4:05	10	48	4:34
Quinton Stewart, 2 yd pass from Spencer Sanders	3	1:03	7	61	2:17
Tanner Brown, 25 yd field goal	4	12:37	6	59	2:15

Nov. 26 vs. West Virginia	Qtr.	Time	Plays	Yds.	Elapsed
Brennan Presley, 4 yd run	2	14:56	5	46	1:38
Tanner Brown, 22 yd field goal	2	0:14	12	73	2:04
Tanner Brown, 38 yd field goal	3	5:59	10	42	3:47
Ollie Gordon, 23 yd run	3	0:24	5	49	1:52

Dec. 27 vs. Wisconsin	Qtr.	Time	Plays	Yds.	Elapsed
Stephon Johnson Jr., 84 yd pass from Garret Rangel	1	5:56	1	84	0:17
Ollie Gordon, 1 yd pass from Garret Rangel	4	12:57	10	80	3:56
Tanner Brown, 24 yd field goal	4	5:08	13	69	6:06



Drive Analysis

Oklahoma State Season Drive Chart

Opponent	Total Drives	Total Yards	Avg. Start Position	Start In Opp.	How Ended							
					TD	FG	Missed FG	Punt	Downs	Turnover	Clock	Saf
Central Michigan	17	531	OSU37	3	8	0	0	8	0	0	1	0
Arizona State	14	465	OSU28	2	4	2	0	7	0	1	0	0
Arkansas-Pine Bluff	14	538	OSU24	2	7	0	0	3	1	2	1	0
Baylor	11	379	OSU35	2	3	2	0	5	0	1	0	0
Texas Tech	14	434	OSU39	2	4	4	0	5	0	0	1	0
TCU	17	386	OSU29	4	4	4	0	6	0	1	2	0
Texas	19	535	OSU26	1	5	2	1	9	0	1	1	0
Kansas State	13	217	OSU22	1	0	0	0	6	3	3	1	0
Kansas	11	415	OSU25	0	2	1	0	2	0	4	2	0
Iowa State	18	244	OSU35	4	2	2	0	9	1	2	2	0
Oklahoma	19	484	OSU24	0	1	2	0	9	2	4	1	0
West Virginia	15	358	OSU32	2	2	2	0	7	3	1	0	0
Wisconsin	14	281	OSU20	1	2	1	0	9	0	2	0	0

Note: Non-offensive touchdowns and turnovers on punt returns and kick returns are not counted as drives.

Scoring Drive Analysis

Plays Run	Okla. State		Opponent	
	TD	FG	TD	FG
1-5	18	5	21	2
6-10	19	11	22	10
11-15	7	5	4	1
16+	0	1	0	2

Yards Gained	Okla. State		Opponent	
	TD	FG	TD	FG
Negative Yards	0	2	0	0
0-9 yards	0	3	2	2
10-19 yards	0	2	1	0
20-29 yards	1	1	3	0
30-39 yards	3	1	4	0
40-49 yards	4	3	3	5
50-59 yards	8	5	1	3
60-69 yards	5	4	5	1
70-79 yards	14	1	19	4
80-89 yards	8	0	7	0
90-99 yards	1	0	2	0

Time Consumed	Okla. State		Opponent	
	TD	FG	TD	FG
0:00-0:59	11	2	8	1
1:00-1:59	11	7	10	2
2:00-2:59	9	3	15	1
3:00-3:59	8	4	8	3
4:00-4:59	1	3	1	3
5:00-5:59	3	1	0	3
6:00-6:59	0	1	1	2
7:00-7:59	0	0	2	0
8:00-8:59	0	0	0	0
9:00-9:59	0	0	0	0
10:00+	0	0	0	0
OT (Untimed)	1	1	2	0

Opponent Season Drive Chart

Opponent	Total Drives	Total Yards	Avg. Start Position	Start In Opp.	How Ended							
					TD	FG	Missed FG	Punt	Downs	Turnover	Clock	Saf
Central Michigan	17	546	CMU23	1	6	0	1	5	2	1	1	1
Arizona State	15	354	ASU23	0	2	1	1	8	0	1	2	0
Arkansas-Pine Bluff	15	230	UAPB34	2	1	0	1	11	1	0	1	0
Baylor	13	457	BU24	1	3	1	0	2	2	2	2	1
Texas Tech	14	527	TTU22	0	4	1	1	4	3	1	0	0
TCU	15	510	TCU27	4	5	3	0	6	1	0	0	0
Texas	19	523	TEX34	3	4	2	1	8	1	3	0	0
Kansas State	13	495	KSU36	3	6	2	0	4	0	0	1	0
Kansas	10	554	KU28	1	4	3	0	3	0	0	0	0
Iowa State	17	333	ISU31	2	2	0	1	7	2	5	0	0
Oklahoma	19	434	OU29	2	4	0	0	11	1	2	1	0
West Virginia	16	327	WVU29	3	3	1	0	8	1	1	2	0
Wisconsin	15	374	WIS37	2	3	1	0	7	0	2	2	0

Note: Non-offensive touchdowns and turnovers on punt returns and kick returns are not counted as drives.

Three-and-Out

For the purpose of this note, a three-and-out is defined as a possession in which three offensive plays were run without gaining a first down and those three plays were followed immediately by a punt, or a possession that resulted in a turnover before the offense gained a first down.

Game	OSU Three-and-Out/Drives	Opponent Three-and-Out/Drives
Central Michigan	5/17	4/17
Arizona State	3/14	5/15
Arkansas-Pine Bluff	3/14	6/15
Baylor	1/11	2/13
Texas Tech	3/14	4/14
TCU	6/17	4/15
Texas	6/19	6/19
Kansas State	3/13	3/13
Kansas	1/11	1/10
Iowa State	6/18	4/17
Oklahoma	6/19	10/19
West Virginia	5/15	5/16
Wisconsin	7/14	4/15

Scoring Drive Superlatives

Longest Drives	Most Plays	Fastest Drives
96 yds, 12 pl, 3:07, vs. ASU(TD)	16 pl, 68 yds, 5:15, vs. TTU(FG)	0:08, 1 pl, 42 yds, vs. UAPB(TD)
89 yds, 7 pl, 2:05, vs. UAPB(TD)	15 pl, 75 yds, 5:10, vs. KU(TD)	0:17, 1 pl, 84 yds, vs. WIS(TD)
87 yds, 10 pl, 2:51, vs. UAPB(TD)	15 pl, 75 yds, 5:22, vs. BU(TD)	0:29, 2 pl, 34 yds, vs. TTU(TD)
85 yds, 12 pl, 4:53, vs. TEX(TD)	13 pl, 69 yds, 6:06, vs. WIS(FG)	0:29, 2 pl, 52 yds, vs. CMU(TD)
84 yds, 1 pl, 0:17, vs. WIS(TD)	13 pl, 80 yds, 5:19, vs. ASU(TD)	0:32, 3 pl, 75 yds, vs. CMU(TD)
83 yds, 7 pl, 2:05, vs. UAPB(TD)	12 pl, 73 yds, 2:04, vs. WVU(FG)	0:38, 2 pl, 75 yds, vs. UAPB(TD)
81 yds, 2 pl, 0:44, vs. ISU(TD)	12 pl, 66 yds, 4:53, vs. TEX(TD)	0:44, 2 pl, 81 yds, vs. ISU(TD)
80 yds, 10 pl, 3:56, vs. WIS(TD)	12 pl, 58 yds, 3:35, vs. TTU(FG)	0:44, 2 pl, 50 yds, vs. BU(TD)
80 yds, 13 pl, 5:19, vs. ASU(TD)	12 pl, 96 yds, 3:07, vs. ASU(TD)	0:47, 4 pl, 1 yd, vs. ISU(FG)
78 yds, 9 pl, 3:42, vs. TCU(TD)	11 pl, 54 yds, 3:41, vs. KU(FG)	0:50, 4 pl, 70 yds, vs. CMU(TD)

Shortest Drives	Fewest Plays	Slowest Drives
-10 yds, 4 pl, 0:00, vs. TCU(FG-OT)	1 pl, 42 yds, 0:08, vs. UAPB(TD)	6:06, 13 pl, 69 yds, vs. WIS(TD)
-2 yds, 4 pl, 0:51, vs. TEX(FG)	1 pl, 84 yds, 0:17, vs. WIS(TD)	5:22, 15 pl, 75 yds, vs. BU(TD)
1 yd, 4 pl, 0:47, vs. ISU(FG)	2 pl, 81 yds, 0:44, vs. ISU(TD)	5:19, 13 pl, 80 yds, vs. ASU(TD)
7 yds, 4 pl, 1:28, vs. TCU(FG)	2 pl, 34 yds, 0:29, vs. TTU(FG)	5:15, 16 pl, 68 yds, vs. TTU(FG)
8 yds, 4 pl, 1:57, vs. ISU(FG)	2 pl, 50 yds, 0:44, vs. BU(TD)	5:10, 15 pl, 75 yds, vs. KU(TD)
12 yds, 7 pl, 2:12, vs. TTU(FG)	2 pl, 52 yds, 0:29, vs. CMU(TD)	4:53, 12 pl, 66 yds, vs. TEX(TD)
14 yds, 6 pl, 1:25, vs. ASU(FG)	2 pl, 75 yds, 0:38, vs. UAPB(TD)	4:34, 10 pl, 48 yds, vs. OU(FG)
24 yds, 8 pl, 4:04, vs. BU(FG)	3 pl, 85 yds, 0:57, vs. TEX(TD)	4:26, 11 pl, 60 yds, vs. TCU(FG)
25 yds, 5 pl, 0:00, vs. TCU(TD-OT)	3 pl, 75 yds, 0:32, vs. CMU(TD)	4:04, 8 pl, 24 yds, vs. BU(FG)
32 yds, 6 pl, 1:48, vs. BU(FG)	3 pl, 65 yds, 0:54, vs. ASU(TD)	3:56, 13 pl, 69 yds, vs. WIS(FG)

Game-Opening Drives

----- Oklahoma State -----					----- Opponent -----				
Plays	Yards	TOP	Result		Plays	Yards	TOP	Result	
Central Michigan	6	75	1:32	TD	6	10	3:19	Punt	
Arizona State	6	13	2:10	Punt	8	78	3:41	FG	
Arkansas-Pine Bluff	2	75	0:38	TD	5	11	1:58	Punt	
Baylor	15	75	5:22	TD	10	59	4:14	FG	
Texas Tech	2	34	0:29	TD	11	75	2:43	TD	
TCU	6	73	2:32	TD	3	4	2:03	Punt	
Texas	4	-2	0:51	FG	3	4	0:48	INT	
Kansas State	8	37	2:31	Downs	9	77	3:53	TD	
Kansas	7	40	2:07	INT	4	73	1:32	TD	
Iowa State	4	17	1:44	Punt	3	1	1:26	Punt	
Oklahoma	3	5	1:14	Punt	6	75	1:17	TD	
West Virginia	4	28	1:38	Punt	9	26	4:48	Punt	
Wisconsin	4	12	1:14	Punt	7	42	3:20	FG	

Second Half-Opening Drives

----- Oklahoma State -----					----- Opponent -----				
Plays	Yards	TOP	Result		Plays	Yards	TOP	Result	
Central Michigan	2	52	0:29	TD	7	80	3:03	TD	
Arizona State	4	15	1:25	Punt	4	75	2:42	TD	
Arkansas-Pine Bluff	7	83	2:05	TD	5	12	3:55	Punt	
Baylor	5	16	1:55	INT	6	73	2:24	TD	
Texas Tech	12	58	3:35	FG	8	65	2:43	TD	
TCU	8	58	3:22	FG	12	54	5:41	FG	
Texas	3	8	1:12	Punt	3	4	1:18	Punt	
Kansas State	5	20	2:27	Punt	5	16	2:15	Punt	
Kansas	11	54	3:41	FG	15	75	7:52	TD	
Iowa State	3	0	2:08	Punt	6	75	2:21	TD	
Oklahoma	3	4	1:06	Punt	4	8	1:22	Punt	
West Virginia	4	19	2:12	Punt	6	80	2:11	TD	
Wisconsin	3	1	1:53	Punt	8	28	4:10	Punt	



OSU in the Big 12 and NCAA Statistics

Team Stats

Category	Value	Big 12 Rank	NCAA Rank
Scoring Offense	30.6	8	49
Scoring Defense	28.9	5	89
Total Offense	405.1	8	51
Total Defense	435.7	8	115
Rushing Offense	125.5	9	97
Rushing Defense	178.0	8	101
Passing Offense	279.5	2	20
Passing Yards Allowed	257.7	7	106
Team Passing Efficiency	122.22	10	106
Team Passing Efficiency Defense	124.62	3	39
Passing Yards per Completion	12.45	5	55
Completion Percentage	.557	10	109
Kickoff Returns	23.61	1	11
Kickoff Return Defense	20.31	5	69
Punt Returns	9.00	6	48
Punt Return Defense	9.03	9	95
Passes Intercepted	13	4	30
Passes Had Intercepted	18	9	127
Net Punting	38.92	5	53
Team Sacks	2.0	6	81
Team Tackles for Loss	7.4	2	9
Sacks Allowed	2.08	7	65
Tackles for Loss Allowed	6.38	9	92
First Downs Offense	289	6	41
First Downs Defense	273	6	85
3rd Down Conversion Pct	.353	10	103
3rd Down Conversion Pct Defense	.271	1	3
4th Down Conversion Pct	.312	10	126
4th Down Conversion Pct Defense	.531	6	79
Fewest Penalties	46	1	1
Fewest Penalties Per Game	3.54	1	1
Fewest Penalty Yards	436	1	5
Fewest Penalty Yards Per Game	33.54	1	6
Time of Possession	27:46	8	113
Turnover Margin	-0.31	7	95
Turnovers Gained	19	5	59
Turnovers Lost	23	9	111
Fumbles Recovered	6	5	92
Fumbles Lost	5	1	19
Blocked Kicks	2	3	36
Blocked Kicks Allowed	4	9	117
Blocked Punts	1	3	31
Blocked Punts Allowed	4	10	129
Red Zone Offense	.885	5	30
Red Zone Defense	.870	8	90
Winning Percentage	.538	5	57

Individual Stats (Top 10 in the Big 12 or top 100 in the FBS)

Player	Value	Big 12 Rank	FBS Rank
3 Spencer Sanders - QB			
Total Offense	303.3	1	14
Passing Yards Per Game	264.2	1	25
Points Responsible For Per Game	15.2	3	29
Completions Per Game	21.2	2	30
Points Responsible For	152	3	46
Passing Yards per Completion	12.46	4	47
Passing Yards	2,642	5	62
Passing TDs	17	6	66
Yards per Pass Attempt	7.18	5	68
Passing Efficiency	128.3	7	84
Rushing TDs	8	9	87
Completion Percentage	.576	8	93
Total Touchdowns	8	10	-
		Big 12 Rank	FBS Rank
20 Dominic Richardson - RB			
Rushing TDs	8	9	87
Total Touchdowns	8	10	-
		Big 12 Rank	FBS Rank
9 Bryson Green - WR			
Yards per Reception	16.22	9	56
		Big 12 Rank	FBS Rank
80 Brennan Presley - WR			
Combined Kick Returns	378	5	60
Receptions Per Game	5.2	3	65
Receiving Yards	813	4	79
Receiving Yards Per Game	62.5	5	91
All Purpose	92.54	10	92
		Big 12 Rank	FBS Rank
8 Braydon Johnson - WR			
Yards per Reception	17.69	4	28
Receiving Yards Per Game	56.6	8	-
		Big 12 Rank	FBS Rank
23 Jaden Nixon - RB			
Kickoff Return TDs	1	1	2
Combined Kick Returns	385	4	55

Player	Value	Big 12 Rank	FBS Rank
25 Jason Taylor II - S			
Solo Tackles	6.2	1	3
Total Interceptions	6	1	3
Interceptions Per Game	0.5	1	7
Total Tackles	7.6	9	92
		Big 12 Rank	FBS Rank
5 Kendal Daniels - S			
Total Interceptions	3	6	43
Interceptions Per Game	0.2	10	77
		Big 12 Rank	FBS Rank
0 Mason Cobb - LB			
Total Tackles	8	6	66
		Big 12 Rank	FBS Rank
96 Kody Walterscheid - DE			
Fumbles Recovered	2	1	22
		Big 12 Rank	FBS Rank
94 Trace Ford - DE			
Punt Return TDs	1	2	6
		Big 12 Rank	FBS Rank
49 Tanner Brown - K			
Field Goal Percentage	.957	1	3
Field Goals Per Game	1.83	1	4
Scoring	9.0	3	13
Total Points Scored	108	4	25
Points Responsible For Per Game	9.0	10	97
Points Responsible For	108	10	100

- = player is not in the NCAA top 100 in this category



Oklahoma State Statistics

Record:	Overall	Home	Away	Neutral
ALL GAMES	7-6-0	6-1-0	1-4-0	0-1-0
CONFERENCE	4-5-0	3-1-0	1-4-0	0-0-0
NON-CONFERENCE	3-1-0	3-0-0	0-0-0	0-1-0

Results				
DATE	OPPONENT	W/L	SCORE	ATTEND
09/01/2022	Central Michigan	W	58-44	53,808
09/10/2022	Arizona State	W	34-17	54,949
09/17/2022	Arkansas- Pine Bluff	W	63-7	55,509
*10/01/2022	at Baylor	W	36-25	47,979
*10/08/2022	Texas Tech	W	41-31	55,509
*10/15/2022	at TCU	L (20T)	43-40	49,594
*10/22/2022	Texas	W	41-34	55,509
*10/29/2022	at Kansas State	L	48-0	51,113
*11/05/2022	L	L	37-16	43,606
*11/12/2022	Iowa State	W	20-14	55,509
*11/19/2022	at Oklahoma	L	28-13	84,132
*11/26/2022	West Virginia	L	24-19	52,353
12/27/2022	Wisconsin	L	24-17	23,187

Team Statistics	OSU	OPP
Scoring	398	376
Points per game	30.6	28.9
Points Off Turnovers	29	56
First Downs	289	273
Rushing	100	108
Passing	162	149
Penalty	27	16
Rushing Yardage	1632	2314
Yards gained rushing	1940	2624
Yards lost rushing	308	310
Rushing attempts	476	494
Average per rush	3.4	4.7
Average per game	125.5	178.0
TDs Rushing	20	23
Passing Yardage	3634	3350
Comp-Att-Int	292-524-18	286-498-13
Average per pass	6.9	6.7
Average per catch	12.4	11.7
Average per game	279.5	257.7
TDs Passing	24	24
Total offense	5266	5664
Total plays	1000	992
Average per play	5.3	5.7
Average per game	405.1	435.7
Kick returns: #-Yards	33-779	35-711
Punt returns: #-Yards	14-126	29-262
Int returns: #-Yards	13-104	18-135
Kick return average	23.6	20.3
Punt return average	9.0	9.0
Int return average	8.0	7.5
Fumbles-Lost	15-5	13-6
Penalties-Yards	46-436	77-693
Average per game	33.5	53.3
Punts-Yards	85-3650	84-3640
Average per punt	42.9	43.3
Net punt average	38.2	40.1
Kickoffs-Yards	79-4974	74-4547
Average per kick	63.0	61.4
Net kick average	40.2	38.8
Time of possession / game	27:46	32:14
3rd-down conversion	72/204	54/199
3rd-down pct	35%	27%
4th-down conversion	5/16	17/32
4th-down pct	31%	53%
Sacks by-Yards	26-151	27-162
Misc Yards	0	0
Touchdowns scored	47	47
Field goals - attempts	22-23	15-21
On-Side kicks	0-0	0-0
Red-zone scores	(46-52) 88%	(40-46) 87%
Red-zone touchdowns	(30-52) 58%	(27-46) 59%
PAT-attempts	(44-44) 100%	(41-41) 100%
2-point conversion-attempts	(1-3) 33%	(4-5) 80%
Attendance	383146	276444
Games / Avg per game	7/54735	5/5289
Neutral site games	-	1/23187

Score by Quarters	1st	2nd	3rd	4th	OT	Total
Oklahoma St.	99	132	76	81	10	398
Opponents	110	104	87	62	13	376

Rushing	GP	Att	Gain	Loss	Net	Avg	TD	Long	Avg/G
Dominic Richardson	9	149	573	30	543	3.6	8	19	60.3
Spencer Sanders	10	107	508	117	391	3.7	8	29	39.1
Ollie Gordon	13	62	326	18	308	5.0	2	53	23.7
Jaden Nixon	13	46	196	15	181	3.9	0	51	13.9
Deondre Jackson	10	32	139	5	134	4.2	0	22	13.4
Gunnar Gundy	4	19	91	21	70	3.7	0	24	17.5
Braydon Johnson	10	2	17	0	17	8.5	0	17	1.7
Stephon Johnson Jr.	10	2	16	0	16	8.0	0	11	1.6
Brennan Presley	13	5	16	4	12	2.4	1	9	0.9
Braylin Presley	7	2	3	0	3	1.5	0	2	0.4
Zach Middleton	8	5	5	3	2	0.4	1	2	0.3
Jaden Bray	3	1	0	2	-2	-2.0	0	0	-0.7
Jaden Nixon	11	1	0	5	-5	-5.0	0	0	-0.5
Garret Rangel	4	26	49	54	-5	-0.2	0	7	-1.3
John Paul Richardson	13	1	0	10	-10	-10.0	0	0	-0.8
Team	13	16	1	24	-23	-1.4	0	0	-1.8
Total	13	476	1940	308	1632	3.4	20	53	125.5
Opponents	13	494	2624	310	2314	4.7	23	73	178.0

Passing	G	Effic	Cmp-Att-Int	Pct	Yds	TD	Lng	Avg/G
Spencer Sanders	10	128.3	212-368-9	57.6	2642	17	55	264.2
Garret Rangel	4	106.0	59-115-5	51.3	711	4	84	177.8
Gunnar Gundy	4	106.8	19-39-4	48.7	247	3	83	61.8
John Paul Richardson	13	368.8	1-1-0	100.0	32	0	32	2.5
Jaden Nixon	13	116.8	1-1-0	100.0	2	0	2	0.2
Total	13	122.2	292-524-18	55.7	3634	24	84	279.5
Opponents	13	124.6	286-498-13	57.4	3350	24	73	257.7

Receiving	G	No.	Yds	Avg	TD	Long	Avg/G
Brennan Presley	13	67	813	12.1	2	55	62.5
John Paul Richardson	13	49	503	10.3	4	83	38.7
Bryson Green	11	36	584	16.2	5	41	53.1
Braydon Johnson	10	32	566	17.7	3	49	56.6
Dominic Richardson	9	22	220	10.0	0	44	24.4
Jaden Nixon	13	21	189	9.0	3	35	14.5
Stephon Johnson Jr.	10	17	293	17.2	2	84	29.3
Ollie Gordon	13	12	76	6.3	2	14	5.8
Rashod Owens	12	6	85	14.2	0	41	7.1
Braden Cassity	13	5	57	11.4	0	38	4.4
Jaden Bray	3	5	54	10.8	0	24	18.0
Braylin Presley	7	5	26	5.2	0	9	3.7
Langston Anderson	5	4	69	17.3	0	26	13.8
Talyn Shettron	4	3	31	10.3	1	16	7.8
Cale Cabbiness	13	2	37	18.5	1	25	2.8
Deondre Jackson	10	2	11	5.5	0	10	1.1
Jake Schultz	13	2	16	8.0	0	13	1.2
Spencer Sanders	10	1	2	2.0	0	2	0.2
Quinton Stewart	11	1	2	2.0	1	2	0.2
Total	13	292	3634	12.4	24	84	279.5
Opponents	13	286	3350	11.7	24	73	257.7

Total Offense	G	Plays	Rush	Pass	Total	Avg/G
Spencer Sanders	10	475	391	2642	3033	303.3
Garret Rangel	4	141	-5	711	706	176.5
Dominic Richardson	9	149	543	0	543	60.3
Gunnar Gundy	4	58	70	247	317	79.3
Ollie Gordon	13	62	308	0	308	23.7
Jaden Nixon	13	47	181	2	183	14.1
Deondre Jackson	10	32	134	0	134	13.4
John Paul Richardson	13	2	-10	32	22	1.7
Braydon Johnson	10	2	17	0	17	1.7
Stephon Johnson Jr.	10	2	16	0	16	1.6
Brennan Presley	13	5	12	0	12	0.9
Braylin Presley	7	2	3	0	3	0.4
Zach Middleton	8	5	2	0	2	0.3
Jaden Bray	3	1	-2	0	-2	-0.7
Bryson Green	11	1	-5	0	-5	-0.5
Total	13	1000	1632	3634	5266	405.1
Opponents	13	992	2314	3350	5664	435.7



Oklahoma State Statistics

Scoring

	TD	FGs	PATs				DXP	Saf	Points
			Kick	Rush	Rcv	Pass			
Tanner Brown	-	22-23	42-42	-	-	-	-	108	
Spencer Sanders	8	-	-	-	1	-	-	48	
Dominic Richardson	8	-	-	-	-	-	-	48	
Bryson Green	5	-	-	-	-	-	-	30	
Ollie Gordon	4	-	-	-	-	-	-	24	
Jaden Nixon	4	-	-	-	-	-	-	24	
John Paul Richardson	4	-	-	-	-	-	-	24	
Braydon Johnson	3	-	-	-	-	-	-	18	
Brennan Presley	3	-	-	-	-	-	-	18	
Stephon Johnson Jr.	2	-	-	-	-	-	-	12	
Quinton Stewart	1	-	-	-	-	-	-	6	
Cale Cabbiness	1	-	-	-	-	-	-	6	
Zach Middleton	1	-	-	-	-	-	-	6	
Korie Black	1	-	-	-	-	-	-	6	
Trace Ford	1	-	-	-	-	-	-	6	
Talyn Shettron	1	-	-	-	-	-	-	6	
Alex Hale	-	-	2-2	-	-	-	-	2	
Lamont Bishop	-	-	-	-	-	-	1	2	
Jaden Bray	-	-	-	1	-	-	-	2	
Kendal Daniels	-	-	-	-	-	-	1	2	
Total	47	22-23	44-44	0	1	1	0	398	
Opponents	47	15-21	41-41	0	4	4	0	376	

Punt Returns

Player	no.	yds	avg	td	lg
Brennan Presley	14	111	7.9	0	23
Trace Ford	1	15	15.0	1	15
Total	15	126	8.4	1	23
Opponents	29	262	9.0	0	33

Kick Returns

	No.	Yds	Avg	TD	Long
Jaden Nixon	14	385	27.5	1	98
Brennan Presley	11	267	24.3	0	50
Cale Cabbiness	5	87	17.4	0	30
Ben Kopenski	1	0	0.0	0	0
John Paul Richardson	1	21	21.0	0	21
Braylin Presley	1	19	19.0	0	19
Total	33	779	23.6	1	98
Opponents	35	711	20.3	0	53

Interceptions

	No.	Yds	Avg	TD	Long
Jason Taylor II	6	44	7.3	0	17
Kendal Daniels	3	20	6.7	0	12
Trey Rucker	1	16	16.0	0	16
Thomas Harper	1	11	11.0	0	11
Jabbar Muhammad	1	0	0.0	0	0
Mason Cobb	1	13	13.0	0	13
Total	13	104	8.0	0	17
Opponents	18	135	7.5	0	37

Fumble Returns

	No.	Yds	Avg	TD	Long
Tyler Lacy	1	0	0.0	0	0
Jason Taylor II	1	0	0.0	0	0
Kody Walterscheid	2	0	0.0	0	0
Jaden Nixon	1	0	0.0	0	0
Nathan Latu	1	0	0.0	0	0
Total	6	0	0.0	0	0
Opponents	5	0	0.0	0	0

All-Purpose

	G	Rush	Rec	PR	KOR	IR	Tot	Avg/G
Brennan Presley	13	12	813	111	267	0	1203	92.5
Dominic Richardson	9	543	220	0	0	0	763	84.8
Jaden Nixon	13	181	189	0	385	0	755	58.1
Braydon Johnson	10	17	566	0	0	0	583	58.3
Bryson Green	11	-5	584	0	0	0	579	52.6
John Paul Richardson	13	-10	503	0	21	0	514	39.5
Spencer Sanders	10	391	2	0	0	0	393	39.3
Ollie Gordon	13	308	76	0	0	0	384	29.5
Stephon Johnson Jr.	10	16	293	0	0	0	309	30.9
Deondre Jackson	10	134	11	0	0	0	145	14.5
Cale Cabbiness	13	0	37	0	87	0	124	9.5
Rashod Owens	12	0	85	0	0	0	85	7.1
Gunnar Gundy	4	70	0	0	0	0	70	17.5
Langston Anderson	5	0	69	0	0	0	69	13.8
Braden Cassity	13	0	57	0	0	0	57	4.4
Jaden Bray	3	-2	54	0	0	0	52	17.3
Braylin Presley	7	3	26	0	19	0	48	6.9
Jason Taylor II	13	0	0	0	0	44	44	3.4
Talyn Shettron	4	0	31	0	0	0	31	7.8
Kendal Daniels	13	0	0	0	0	20	20	1.5
Trey Rucker	1	0	0	0	0	16	16	16.0
Jake Schultz	13	0	16	0	0	0	16	1.2
Trace Ford	9	0	0	15	0	0	15	1.7
Mason Cobb	12	0	0	0	0	13	13	1.1
Thomas Harper	7	0	0	0	0	11	11	1.6
Quinton Stewart	11	0	2	0	0	0	2	0.2
Zach Middleton	8	2	0	0	0	0	2	0.3
Garret Rangel	4	-5	0	0	0	0	-5	-1.3
Team	13	-23	0	0	0	0	-23	-1.8
Total	13	1632	3634	126	779	104	6275	482.7
Opponents	13	2314	3350	262	711	135	6772	520.9

Field Goals

	FGM-FGA	Pct	01-19	20-29	30-39	40-49	50-99	Lg	Blk
Tanner Brown	22-23	95.7	1-1	8-8	7-7	5-6	1-1	52	0
Total	22-23	95.7	1-1	8-8	7-7	5-6	1-1	52	0
Opponents	15-21	71.4	0-0	6-6	7-8	2-6	0-1	47	1

Field Goal Sequence

	Oklahoma State	OPPONENTS
Central Michigan	-	50
Arizona State	(43), (24)	(27), 48
Arkansas-Pine Bluff	-	39
Baylor	(19),(26)	(34)
Texas Tech	(42),(22),(34),(24)	44,(23)
TCU	(35),(34),(32),(52)	(47),(35),(34)
Texas	(48),48,(40)	(37),(33),46
Kansas State	-	(23),(29)
Kansas	(35)	(21),(20),(31)
Iowa State	(37),(40)	41
Oklahoma	(24),(25)	-
West Virginia	(22),(38)	(34)
Wisconsin	(24)	(47)

Numbers in (parentheses) indicate field goal was made.

Punting

	No.	Yds	Avg	Long	TB	FC	I20	50+	Blkd
Tom Hutton	44	1929	43.8	53	1	12	18	7	0
Logan Ward	37	1665	45.0	63	3	19	10	12	0
Team	4	56	14.0	0	0	0	0	0	4
Total	85	3650	42.9	63	4	31	28	19	4
Opponents	84	3640	43.3	75	8	36	28	18	1

Kickoffs

	No.	Yds	Avg	TB	OB	Retn	Net	YdLn
Logan Ward	39	2430	62.3	13	1			
Tanner Brown	21	1340	63.8	6	0			
Alex Hale	19	1204	63.4	6	0			
Total	79	4974	63.0	25	1	35	40.2	24
Opponents	74	4547	61.4	32	1	33	38.8	26



Oklahoma State Statistics

Defensive Stats

	GP	-----Tackles-----			TFL/Yds	-Sacks-		---Pass Def---		QBH	-Fumbles-		Blkd	
		Solo	Ast	Total		No-Yards	Int-Yds	BrUp	Rcv-Yds		FF	Kick	Saf	
25 Jason Taylor II	13	80	19	99	3.5-6	.	6-44	7	.	.	1-0	.	.	.
0 Mason Cobb	12	58	38	96	13-25	2-2	1-13	1	11	.	1	.	.	.
1 Xavier Benson	13	36	40	76	4-4	.	.	2	8
5 Kendal Daniels	13	45	26	71	6.5-17	.	3-20	5	4	.	1	.	.	.
18 Sean Michael Flanagan	12	45	19	64	1.5-1	.	.	4
7 Jabbar Muhammad	12	32	16	48	0.5-1	.	1-0	9	.	.	1	.	.	.
9 Brock Martin	12	31	12	43	12.5-46	3.5-19	.	1	10	.	2	.	.	.
13 Thomas Harper	7	17	13	30	1.5-5	.	1-11	2
99 Sione Asi	13	16	13	29	7-14	1-8	.	1	2	.	.	.	1	.
11 Lamont Bishop	13	17	12	29	4.5-16	.	.	.	3	.	1	.	.	1
30 Collin Oliver	13	19	9	28	7.5-43	5-39	.	1	12
89 Tyler Lacy	9	12	15	27	8.5-34	3-23	.	1	5	.	1-0	.	.	.
2 Korie Black	13	18	7	25	1.5-2	.	.	4	1	.	1	.	.	.
6 Lyrik Rawls	12	16	8	24	2-6	1-4	.	1	.	.	1	.	.	.
35 Samuela Tuihalamaka	13	10	13	23	4-6	1-2
3 Cam Smith	13	16	6	22	.	.	.	2
93 Collin Clay	12	6	10	16	2-4	.	.	.	5
4 Nickolas Martin	13	10	5	15
92 Nathan Latu	10	6	8	14	4.5-24	4-23	.	.	2	.	1-0	.	.	.
52 Ben Kopsenski	13	8	6	14	4-19	3.5-19	.	1	8
96 Kody Walterscheid	13	9	2	11	1-11	1-11	.	2	1	.	2-0	.	.	.
56 Xavier Ross	10	8	3	11	2-3	.	.	.	1
94 Trace Ford	9	6	2	8	3-11	1-1	.	6	5	.	.	.	1	.
22 Demarco Jones	8	5	2	7	.	.	.	1
39 Parker Robertson	12	4	3	7
27 Raymond Gay II	9	2	5	7
15 Ty Williams	12	3	4	7
12 Kanion Williams	6	5	1	6
71 Aden Kelley	6	4	.	4	1-1
51 Bo Hardy	9	4	.	4
69 Logan Ward	12	2	1	3
23 Cameron Epps	4	2	1	3
98 Brendon Evers	5	.	3	3	0.5-0	.	.	.	2
16 Trey Rucker	1	2	1	3	.	.	1-16	1
10 Rashod Owens	12	3	.	3
53 Matt Hembrough	13	2	.	2
10 Kale Smith	3	1	1	2
8 D.J. McKinney	4	1	1	2
90 Braden Cassity	13	2	.	2
81 CJ Tate	8	1	.	1
38 Jake Schultz	13	1	.	1
87 DeSean Brown	2	1	.	1
31 Chance Clements	1	.	1	1
1 Braylin Presley	7	1	.	1
0 Ollie Gordon	13	1	.	1
37 Isreal Isuman-Hundley	2	1	.	1
36 Na'drian Dizadare	10	1	.	1	1
33 Donovan Stephens	13	.	1	1
5 Zach Middleton	8	.	1	1
4 Deondre Jackson	10	1	.	1
38 Carter Barnard	2	.	1	1
24 De'kelvion Beamon	3	1	.	1
26 Jordan Reagan	10	.	1	1
23 Jaden Nixon	13	1	.	1	1-0	.	.	.
73 Jason Brooks Jr.	11	1	.	1
17 John Paul Richardson	13	1	.	1
41 Constantino Borrelli	3	1	.	1
57 Ryan Baker	1	1	.	1
6 Stephon Johnson Jr.	10	1
Totals	13	577	330	907	96-299	26-151	13-104	53	81	.	6-0	8	2	2
Opponents	13	493	380	873	83-286	27-162	18-135	68	55	.	5-0	8	4	0



Oklahoma State Statistics

Individual Game-by-Game Passing

Player	Comp	Att	Int	Pct	Yards	TD	Long	Sacked	Effic.
#3 Spencer Sanders									
Central Mich.	28	41	0	68.3	406	4	45	1-7	183.7
Arizona St.	21	38	1	55.3	268	2	43	0-0	126.6
Ark.-Pine Bluff	13	16	0	81.3	242	4	42	1-3	290.8
Baylor	20	29	1	69.0	181	1	49	0-0	125.9
Texas Tech	22	45	0	48.9	297	1	32	3-9	111.7
TCU	16	36	1	44.4	245	1	44	2-4	105.2
Texas	34	57	1	59.6	391	2	41	2-13	125.3
Kansas St.	13	26	1	50.0	147	0	29	2-23	89.8
Iowa St.	9	13	0	69.2	84	1	16	0-0	148.9
Oklahoma	36	67	4	53.7	381	1	55	5-33	94.5
Totals	212	368	9	57.6	2642	17	55	16-92	128.3
#12 Gunnar Gundy									
Ark.-Pine Bluff	12	20	1	60.0	128	2	25	1-6	136.8
Kansas St.	2	7	1	28.6	16	0	10	1-2	19.2
Iowa St.	5	12	2	41.7	103	1	83	1-11	107.9
Totals	19	39	4	48.7	247	3	83	3-19	106.8
#13 Garret Rangel									
Ark.-Pine Bluff	0	2	0	0.0	0	0	0	0-0	0.0
Kansas	27	40	3	67.5	304	2	35	2-8	132.8
West Virginia	18	42	0	42.9	178	0	43	4-22	78.5
Wisconsin	14	31	2	45.2	229	2	84	1-11	115.6
Totals	59	115	5	51.3	711	4	84	7-41	106.0
#17 John Paul Richardson									
Baylor	1	1	0	100.0	32	0	32	0-0	368.8
Totals	1	1	0	100.0	32	0	32	0-0	368.8
#23 Jaden Nixon									
Texas	1	1	0	100.0	2	0	2	0-0	116.8
Totals	1	1	0	100.0	2	0	2	0-0	116.8

Individual Game-by-Game Rushing

Player	No-Yds/TD	CMU	ASU	APB	BAY	TTU	TCU	TEX	KSU	KAN	ISU	OU	WVU	WIS
Dominic Richardson	149-543/8	9-61/1	27-131/1	7-23/0	24-73/1	19-67/1	22-72/1	13-24/3	DNP	14-51/0	14-41/0	DNP	DNP	DNP
Spencer Sanders	107-391/8	11-57/2	14-54/1	2--1/0	14-75/1	17-56/2	11-68/2	11-43/0	7--9/0	DNP	3-6/0	17-42/0	DNP	DNP
Ollie Gordon	62-308/2	2--1/0	3-9/0	3-65/1	6-16/0	1-2/0	1--3/0	4-13/0	2-5/0	1-0/0	3-8/0	7-13/0	17-136/1	12-45/0
Jaden Nixon	46-181/0	5-6/0	1-0/0	3-20/0	-	2-9/0	3-15/0	8-64/0	8-11/0	1-2/0	3-2/0	7-37/0	3-9/0	2-6/0
Deondre Jackson	32-134/0	DNP	-	DNP	1-2/0	-	DNP	-	6-20/0	5-34/0	2-8/0	1-6/0	12-56/0	5-8/0
Garret Rangel	26--5/0	DNP	DNP	2-9/0	DNP	DNP	DNP	DNP	DNP	10-14/0	DNP	DNP	8--25/0	6--3/0
Gunnar Gundy	19-70/0	1-5/0	DNP	6-42/0	DNP	DNP	DNP	DNP	5-27/0	DNP	7--4/0	DNP	DNP	DNP
Brennan Presley	5-12/1	-	1-3/0	-	-	-	1-0/0	-	-	1-9/0	-	-	1-4/1	1--4/0
Zach Middleton	5-2/1	1-1/1	-	2-1/0	DNP	DNP	DNP	1-2/0	-	-	1--2/0	-	DNP	DNP
Braydon Johnson	2-17/0	-	-	-	1-0/0	-	DNP	DNP	DNP	DNP	-	1-17/0	-	-
Stephon Johnson Jr.	2-16/0	-	DNP	1-11/0	-	1-5/0	-	-	-	-	DNP	DNP	-	-
Braylin Presley	2-3/0	-	DNP	-	-	DNP	-	1-2/0	1-1/0	-	DNP	DNP	DNP	DNP
Jaden Bray	1--2/0	DNP	DNP	DNP	DNP	1--2/0	DNP	DNP	DNP	DNP	-	-	DNP	DNP
Bryson Green	1--5/0	-	-	-	-	-	-	1--5/0	-	-	-	-	DNP	DNP
John Paul Richardson	1--10/0	-	-	-	-	-	-	-	-	-	-	1--10/0	-	-

Individual Game-by-Game Receiving

Player	No-Yds/TD	CMU	ASU	APB	BAY	TTU	TCU	TEX	KSU	KAN	ISU	OU	WVU	WIS
Brennan Presley	67-813/2	5-83/0	4-23/0	3-60/1	8-86/0	6-62/0	4-39/0	6-60/1	2-49/0	7-59/0	2-23/0	9-118/0	5-77/0	6-74/0
John Paul Richardson	49-503/4	4-73/1	2-23/0	3-45/1	4-9/0	4-50/0	5-51/1	7-63/0	2--1/0	3-27/0	3-90/1	5-45/0	5-7/0	2-21/0
Bryson Green	36-584/5	3-34/1	5-83/1	1-12/0	2-40/1	5-115/1	-	5-133/1	3-38/0	9-105/0	2-13/0	1-11/0	DNP	DNP
Braydon Johnson	32-566/3	6-133/1	4-81/0	4-86/2	3-60/0	-	3-38/0	DNP	DNP	DNP	-	7-109/0	4-60/0	1--1/0
Dominic Richardson	22-220/0	1-8/0	5-44/0	2-39/0	4-18/0	2-24/0	3-79/0	4-6/0	DNP	1-2/0	-	DNP	DNP	DNP
Jaden Nixon	21-189/3	2-25/1	-	1-8/0	-	-	-	3-6/0	2-28/0	1-35/1	3-28/1	7-50/0	1-10/0	1--1/0
Stephon Johnson Jr.	17-293/2	-	DNP	4-55/0	-	1-18/0	-	6-90/0	2-21/0	2-16/1	DNP	DNP	1-9/0	1-84/1
Ollie Gordon	12-76/2	2-16/0	1-14/1	1-3/0	-	1-1/0	-	2-28/0	1-8/0	1--1/0	-	1--4/0	1-10/0	1-1/1
Rashod Owens	6-85/0	2-18/0	DNP	-	-	-	-	-	-	-	-	2-21/0	1-5/0	1-41/0
Braden Cassidy	5-57/0	1--5/0	-	-	-	-	1-38/0	-	-	-	1-4/0	2-20/0	-	-
Jaden Bray	5-54/0	DNP	DNP	DNP	DNP	2-24/0	DNP	DNP	DNP	DNP	2-21/0	1-9/0	DNP	DNP
Braylin Presley	5-26/0	1-8/0	DNP	2-4/0	-	DNP	-	1-5/0	1-9/0	-	DNP	DNP	DNP	DNP
Langston Anderson	4-69/0	-	DNP	-	DNP	DNP	DNP	DNP	DNP	3-61/0	1-8/0	-	DNP	DNP
Talyn Shettron	3-31/1	DNP	DNP	2-21/1	DNP	DNP	DNP	-	-	DNP	DNP	DNP	DNP	1-10/0
Cale Cabiness	2-37/1	-	-	2-37/1	-	-	-	-	-	-	-	-	-	-
Jake Schultz	2-16/0	1-13/0	-	-	-	1-3/0	-	-	-	-	-	-	-	-
Deondre Jackson	2-11/0	DNP	-	DNP	-	-	DNP	-	2-11/0	-	-	-	-	-
Spencer Sanders	1-2/0	-	-	-	-	-	-	1-2/0	-	DNP	-	-	DNP	DNP
Quinton Stewart	1-2/1	-	-	-	-	-	-	DNP	DNP	-	-	1-2/1	-	-



Oklahoma State Statistics

Individual Game-by-Game All-Purpose Yards

Player	No-Yds/TD	CMU	ASU	APB	BAY	TTU	TCU	TEX	KSU	KAN	ISU	OU	WVU	WIS
Brennan Presley	1203	140	48	95	177	69	39	93	49	68	33	158	135	99
Dominic Richardson	763	69	175	62	91	91	151	30	DNP	53	41	DNP	DNP	DNP
Jaden Nixon	755	56	54	28	131	64	38	98	39	37	49	110	46	5
Braydon Johnson	583	133	81	86	60	-	38	DNP	DNP	DNP	-	126	60	-1
Bryson Green	579	34	83	12	40	115	-	128	38	105	13	11	DNP	DNP
John Paul Richardson	514	73	23	45	9	50	51	63	-1	27	90	35	28	21
Spencer Sanders	393	57	54	-1	75	56	68	45	-9	DNP	6	42	DNP	DNP
Ollie Gordon	384	15	23	68	16	3	-3	41	13	-1	8	9	146	46
Stephon Johnson Jr.	309	-	DNP	66	-	23	-	90	21	16	DNP	DNP	9	84
Deondre Jackson	145	DNP	-	DNP	2	-	DNP	-	31	34	8	6	56	8
Cale Cabbiness	124	14	-	67	-	16	-	-	27	-	-	-	-	-
Rashod Owens	85	18	DNP	-	-	-	-	-	-	-	-	21	5	41
Gunnar Gundy	70	5	DNP	42	DNP	DNP	DNP	DNP	27	DNP	-4	DNP	DNP	DNP
Langston Anderson	69	-	DNP	-	DNP	DNP	DNP	DNP	DNP	61	8	-	DNP	DNP
Braden Cassity	57	-5	-	-	-	-	38	-	-	-	4	20	-	-
Jaden Bray	52	DNP	DNP	DNP	DNP	22	DNP	DNP	DNP	DNP	21	9	DNP	DNP
Braylin Presley	48	8	DNP	4	-	DNP	-	7	29	-	DNP	DNP	DNP	DNP
Jason Taylor II	44	-	-	-	-	-	-	16	-	-	17	11	-	-
Talyn Shettron	31	DNP	DNP	21	DNP	DNP	DNP	-	-	DNP	DNP	DNP	DNP	10
Kendal Daniels	20	-	-	-	-	-	-	8	-	-	12	-	-	-
Trey Rucker	16	DNP	DNP	DNP	DNP	DNP	DNP	DNP	DNP	DNP	DNP	DNP	DNP	16
Jake Schultz	16	13	-	-	-	3	-	-	-	-	-	-	-	-
Trace Ford	15	-	-	15	-	-	-	-	-	-	DNP	DNP	DNP	DNP
Mason Cobb	13	-	-	-	-	13	-	-	-	-	-	-	-	DNP
Thomas Harper	11	-	-	-	11	-	-	DNP	-	DNP	DNP	DNP	DNP	DNP
Quinton Stewart	2	-	-	-	-	-	-	DNP	DNP	-	-	2	-	-
Zach Middleton	2	1	-	1	DNP	DNP	DNP	2	-	-	-2	-	DNP	DNP
Garret Rangel	-5	DNP	DNP	9	DNP	DNP	DNP	DNP	DNP	14	DNP	DNP	-25	-3

Individual Game-by-Game Fumbles

Player	No-Lost	CMU	ASU	APB	BAY	TTU	TCU	TEX	KSU	KAN	ISU	OU	WVU	WIS
Dominic Richardson	4-1	-	1-0	1-1	-	-	-	1-0	DNP	-	1-0	DNP	DNP	DNP
Spencer Sanders	3-1	1-0	-	-	-	-	-	-	2-1	DNP	-	-	DNP	DNP
Brennan Presley	2-1	-	1-0	-	-	-	-	1-1	-	-	-	-	-	-
Ollie Gordon	1-0	-	-	-	1-0	-	-	-	-	-	-	-	-	-
Garret Rangel	1-1	DNP	DNP	-	DNP	DNP	DNP	DNP	DNP	-	DNP	DNP	1-1	-
Jaden Nixon	1-0	-	-	-	1-0	-	-	-	-	-	-	-	-	-

Individual Game-by-Game Punt Returns

Player	No-Yds	CMU	ASU	APB	BAY	TTU	TCU	TEX	KSU	KAN	ISU	OU	WVU	WIS
Brennan Presley	14-111	2-11	3-22	2-35	1-15	1-7	-	2-0	-	-	-	3-21	-	-

Individual Game-by-Game Kick Returns

Player	No-Yds	CMU	ASU	APB	BAY	TTU	TCU	TEX	KSU	KAN	ISU	OU	WVU	WIS
Jaden Nixon	14-385	1-25	2-54	-	3-131	2-55	1-23	2-28	-	-	1-19	1-23	1-27	-
Brennan Presley	11-267	2-46	-	-	2-76	-	-	1-33	-	-	1-10	1-19	2-54	2-29
Cale Cabbiness	5-87	1-14	-	1-30	-	1-16	-	-	2-27	-	-	-	-	-
John Paul Richardson	1-21	-	-	-	-	-	-	-	-	-	-	-	1-21	-
Braylin Presley	1-19	-	DNP	-	-	DNP	-	-	1-19	-	DNP	DNP	DNP	DNP
Ben Kopski	1-0	-	-	-	-	-	-	-	-	-	-	-	1-0	-



Oklahoma State Statistics

Individual Game-by-Game Tackles

Player	UA-A	Total	CMU	ASU	APB	BAY	TTU	TCU	TEX	KSU	KAN	ISU	OU	WVU	WIS
Jason Taylor II	80-19	99	6-3	6-1	1-1	7-2	8-2	5-1	9-0	2-0	9-2	6-1	10-1	3-1	8-4
Mason Cobb	58-38	96	8-3	5-4	2-2	3-3	4-4	8-8	4-3	8-0	2-1	4-1	3-5	7-4	DNP
Xavier Benson	36-40	76	2-6	1-6	1-0	6-4	5-3	3-5	1-3	1-1	2-1	4-3	3-2	4-3	3-3
Kendal Daniels	45-26	71	6-5	1-1	2-1	3-1	4-1	3-2	0-1	5-0	8-3	4-6	5-2	2-3	2-0
Sean Michael Flanagan	45-19	64	3-1	3-1	DNP	2-1	3-2	8-3	3-2	3-2	5-0	6-4	2-0	3-2	4-1
Jabbar Muhammad	32-16	48	3-1	1-2	-	4-4	3-3	2-1	3-2	5-0	5-2	0-1	5-0	1-0	DNP
Brock Martin	31-12	43	2-2	3-1	-	3-3	3-0	2-1	DNP	4-1	4-1	2-2	2-0	2-0	4-1
Thomas Harper	17-13	30	3-2	2-3	-	1-3	5-3	4-1	DNP	2-1	DNP	DNP	DNP	DNP	DNP
Lamont Bishop	17-12	29	2-3	-	2-3	1-0	1-0	2-1	0-1	-	1-0	0-1	-	2-0	6-3
Sione Asi	16-13	29	1-1	2-1	1-0	2-3	1-0	0-2	2-1	1-0	1-0	1-1	1-1	1-2	2-1
Collin Oliver	19-9	28	2-0	4-0	-	1-0	2-2	2-0	0-1	1-0	1-2	2-1	3-1	1-1	0-1
Tyler Lacy	12-15	27	3-2	2-3	0-1	0-1	1-3	5-2	0-3	1-0	-	DNP	DNP	DNP	DNP
Korie Black	18-7	25	3-1	-	-	2-2	1-0	0-1	1-0	1-0	3-0	5-1	1-1	1-0	0-1
Lyrik Rawls	16-8	24	1-0	-	3-0	-	DNP	-	2-0	3-0	3-0	-	-	2-5	2-3
Samuela Tuihalamaka	10-13	23	1-1	1-2	0-2	1-0	1-1	-	1-3	1-1	2-0	1-0	-	0-2	1-1
Cam Smith	16-6	22	-	-	1-3	-	3-1	3-0	1-1	1-0	3-0	-	-	-	4-1
Collin Clay	6-10	16	1-2	-	0-1	DNP	1-2	-	2-3	1-0	-	1-1	-	0-1	-
Nickolas Martin	10-5	15	-	0-1	0-2	-	1-2	2-0	1-0	1-0	-	2-0	-	2-0	1-0
Ben Kopsenski	8-6	14	-	-	3-1	-	2-1	-	-	1-0	-	0-2	-	0-1	2-1
Nathan Latu	6-8	14	0-2	-	1-2	DNP	0-1	-	-	DNP	0-2	1-0	2-0	DNP	2-1
Kody Walterscheid	9-2	11	-	0-1	-	-	-	-	-	-	1-0	1-0	3-0	3-0	1-1
Xavier Ross	8-3	11	-	-	1-1	DNP	DNP	1-0	1-0	DNP	1-0	1-0	0-1	1-1	2-0
Trace Ford	6-2	8	1-0	1-0	-	1-0	1-0	0-1	1-1	1-0	-	DNP	DNP	DNP	DNP
Demarco Jones	5-2	7	2-1	-	2-0	1-0	0-1	DNP	-	DNP	-	-	DNP	DNP	DNP
Parker Robertson	4-3	7	-	DNP	0-2	-	-	-	0-1	-	-	2-0	1-0	1-0	-
Ty Williams	3-4	7	DNP	-	0-1	-	-	0-1	1-0	-	-	0-1	1-0	-	1-1
Raymond Gay II	2-5	7	1-0	0-1	1-2	DNP	DNP	-	-	DNP	DNP	-	-	0-1	0-1
Kanion Williams	5-1	6	-	1-0	3-1	-	1-0	-	DNP	DNP	DNP	DNP	DNP	DNP	DNP
Bo Hardy	4-0	4	1-0	DNP	-	DNP	DNP	DNP	-	1-0	-	-	-	-	2-0
Aden Kelley	4-0	4	DNP	DNP	4-0	DNP	DNP	DNP	DNP	-	DNP	-	-	-	-
Rashod Owens	3-0	3	-	DNP	-	-	-	-	-	-	1-0	1-0	1-0	-	-
Trey Rucker	2-1	3	DNP	DNP	DNP	DNP	DNP	DNP	DNP	DNP	DNP	DNP	DNP	DNP	2-1
Cameron Epps	2-1	3	-	DNP	1-0	DNP	DNP	DNP	1-1	-	DNP	DNP	DNP	DNP	DNP
Logan Ward	2-1	3	-	DNP	-	-	-	0-1	-	-	-	1-0	-	-	1-0
Brendon Evers	0-3	3	0-2	-	DNP	0-1	-	-	DNP	DNP	DNP	DNP	DNP	DNP	DNP
Matt Hembrough	2-0	2	-	1-0	-	1-0	-	-	-	-	-	-	-	-	-
Braden Cassity	2-0	2	-	2-0	-	-	-	-	-	-	-	-	-	-	-
D.J. McKinney	1-1	2	-	DNP	-	DNP	1-0	0-1	DNP	DNP	DNP	DNP	DNP	DNP	DNP
Kale Smith	1-1	2	1-0	DNP	DNP	DNP	DNP	DNP	DNP	DNP	DNP	DNP	DNP	0-1	-
Deondre Jackson	1-0	1	DNP	-	DNP	-	-	DNP	1-0	-	-	-	-	-	-
DeSean Brown	1-0	1	DNP	DNP	1-0	DNP	DNP	DNP	DNP	DNP	DNP	-	DNP	DNP	DNP
CJ Tate	1-0	1	-	DNP	-	-	DNP	DNP	-	-	-	1-0	-	DNP	DNP
Jason Brooks Jr.	1-0	1	-	-	-	-	-	-	-	1-0	-	-	DNP	DNP	-
Braylin Presley	1-0	1	-	DNP	1-0	-	DNP	-	-	-	-	DNP	DNP	DNP	DNP
Ryan Baker	1-0	1	DNP	DNP	DNP	DNP	DNP	DNP	DNP	DNP	DNP	DNP	DNP	DNP	1-0
John Paul Richardson	1-0	1	-	-	-	-	-	-	-	-	-	-	-	-	1-0
Constantino Borrelli	1-0	1	-	-	1-0	DNP	DNP	DNP	DNP	DNP	DNP	DNP	DNP	DNP	DNP
Jaden Nixon	1-0	1	-	-	-	-	1-0	-	-	-	-	-	-	-	-
Jake Schultz	1-0	1	-	-	-	-	-	-	-	1-0	-	-	-	-	-
Isreal Isuman-Hundley	1-0	1	DNP	DNP	1-0	DNP	DNP	DNP	DNP	DNP	DNP	-	DNP	DNP	DNP
De'kelvion Beamon	1-0	1	-	DNP	1-0	DNP	DNP	DNP	-	DNP	DNP	DNP	DNP	DNP	DNP
Ollie Gordon	1-0	1	-	-	-	-	-	-	1-0	-	-	-	-	-	-
Na'drian Dizadare	1-0	1	-	1-0	-	DNP	DNP	-	-	-	-	-	-	-	DNP
Jordan Reagan	0-1	1	-	-	0-1	-	-	-	-	-	-	DNP	DNP	DNP	-
Carter Barnard	0-1	1	DNP	DNP	0-1	DNP	DNP	DNP	DNP	DNP	DNP	DNP	-	DNP	DNP
Zach Middleton	0-1	1	-	-	-	DNP	DNP	DNP	0-1	-	-	-	-	DNP	DNP
Donovan Stephens	0-1	1	-	-	0-1	-	-	-	-	-	-	-	-	-	-
Chance Clements	0-1	1	DNP	DNP	0-1	DNP	DNP	DNP	DNP	DNP	DNP	DNP	DNP	DNP	DNP



Oklahoma State Statistics

Individual Game-by-Game Tackles For Loss

Player	UA-A	Total	CMU	ASU	APB	BAY	TTU	TCU	TEX	KSU	KAN	ISU	OU	WVU	WIS
Mason Cobb	9-8	13.0	2.5-3	1.0-2	2.5-3	1.0-4	0.5-0	-	1.0-2	-	1.0-3	1.5-5	0.5-1	1.5-2	DNP
Brock Martin	12-1	12.5	-	2.0-6	-	1.0-9	2.0-5	1.0-7	DNP	-	2.0-8	1.5-3	-	1.0-2	2.0-6
Tyler Lacy	6-5	8.5	2.5-13	2.5-15	0.5-0	-	1.0-1	2.0-5	-	-	-	DNP	DNP	DNP	DNP
Collin Oliver	7-1	7.5	1.0-4	1.0-8	-	1.0-6	1.5-2	-	-	-	1.0-2	2.0-21	-	-	-
Sione Asi	6-2	7.0	1.0-2	-	1.0-1	2.0-2	1.0-8	0.5-0	1.0-1	-	-	-	0.5-0	-	-
Kendal Daniels	4-5	6.5	1.0-2	-	-	0.5-1	2.0-8	-	0.5-1	-	-	1.5-3	-	-	1.0-2
Lamont Bishop	4-1	4.5	1.0-2	-	-	-	-	-	-	-	-	0.5-0	-	1.0-2	2.0-12
Nathan Latu	4-1	4.5	0.5-1	-	1.0-4	DNP	-	-	-	DNP	-	1.0-7	1.0-3	DNP	1.0-9
Samuela Tuihalamaka	3-2	4.0	1.5-2	-	-	-	1.0-2	-	0.5-0	1.0-2	-	-	-	-	-
Ben Kopenski	3-2	4.0	-	-	2.0-11	-	1.0-7	-	-	-	-	0.5-1	-	-	0.5-0
Xavier Benson	1-6	4.0	-	0.5-0	-	-	1.0-1	0.5-1	-	-	-	1.0-1	-	1.0-1	-
Jason Taylor II	3-1	3.5	1.0-1	-	-	-	1.0-1	-	-	-	-	-	-	-	1.5-4
Trace Ford	3-0	3.0	-	1.0-4	-	-	1.0-6	-	1.0-1	-	-	DNP	DNP	DNP	DNP
Xavier Ross	2-0	2.0	-	-	1.0-1	DNP	DNP	-	-	DNP	-	-	-	-	1.0-2
Collin Clay	1-2	2.0	0.5-1	-	-	DNP	0.5-1	-	1.0-2	-	-	-	-	-	-
Lyrrik Rawls	1-2	2.0	-	-	-	-	DNP	-	-	-	-	-	-	0.5-1	1.5-5
Sean Michael Flanagan	1-1	1.5	-	-	DNP	-	-	-	-	-	-	1.5-1	-	-	-
Korie Black	1-1	1.5	-	-	-	-	-	-	-	-	-	-	1.0-2	-	0.5-0
Thomas Harper	1-1	1.5	-	-	-	1.5-5	-	-	DNP	-	DNP	DNP	DNP	DNP	DNP
Aden Kelley	1-0	1.0	DNP	DNP	1.0-1	DNP	DNP	DNP	DNP	-	DNP	-	-	-	-
Kody Walterscheid	1-0	1.0	-	-	-	-	-	-	-	-	-	-	-	1.0-11	-
Jabbar Muhammad	0-1	0.5	-	-	-	-	0.5-1	-	-	-	-	-	-	-	DNP
Brendon Evers	0-1	0.5	0.5-0	-	DNP	-	-	-	DNP	DNP	DNP	DNP	DNP	DNP	DNP

Individual Game-by-Game Sacks

Player	UA-A	Total	CMU	ASU	APB	BAY	TTU	TCU	TEX	KSU	KAN	ISU	OU	WVU	WIS
Collin Oliver	5-0	5	1-4	1-8	-	1-6	-	-	-	-	-	2-21	-	-	-
Nathan Latu	4-0	4	-	-	1-4	DNP	-	-	-	DNP	-	1-7	1-3	DNP	1-9
Brock Martin	3-1	3.5	-	1-4	-	1-9	1-4	-	DNP	-	-	0.5-2	-	-	-
Ben Kopenski	3-1	3.5	-	-	2-11	-	1-7	-	-	-	-	0.5-1	-	-	-
Tyler Lacy	3-0	3	1-11	1-8	-	-	-	1-4	-	-	-	DNP	DNP	DNP	DNP
Mason Cobb	2-0	2	-	-	2-2	-	-	-	-	-	-	-	-	-	DNP
Lyrrik Rawls	1-0	1	-	-	-	-	DNP	-	-	-	-	-	-	-	1-4
Samuela Tuihalamaka	1-0	1	-	-	-	-	1-2	-	-	-	-	-	-	-	-
Trace Ford	1-0	1	-	-	-	-	-	-	1-1	-	-	DNP	DNP	DNP	DNP
Kody Walterscheid	1-0	1	-	-	-	-	-	-	-	-	-	-	-	1-11	-
Sione Asi	1-0	1	-	-	-	-	1-8	-	-	-	-	-	-	-	-

Individual Game-by-Game Fumbles Forced

Player	Number	CMU	ASU	APB	BAY	TTU	TCU	TEX	KSU	KAN	ISU	OU	WVU	WIS
Brock Martin	2	-	1	-	-	-	1	DNP	-	-	-	-	-	-
Mason Cobb	1	-	-	-	-	-	-	-	-	1	-	-	-	DNP
Korie Black	1	-	-	-	-	-	-	-	-	-	1	-	-	-
Kendal Daniels	1	-	-	-	-	-	-	-	-	-	1	-	-	-
Lyrrik Rawls	1	-	-	-	-	DNP	-	-	-	-	-	-	-	1
Jabbar Muhammad	1	-	-	-	-	-	-	-	-	-	-	1	-	DNP
Lamont Bishop	1	-	-	-	-	1	-	-	-	-	-	-	-	-

Individual Game-by-Game Fumble Returns

Player	No-Yds	CMU	ASU	APB	BAY	TTU	TCU	TEX	KSU	KAN	ISU	OU	WVU	WIS
Kody Walterscheid	2-0	-	-	-	-	-	-	-	-	-	1-0	-	-	1-0
Jaden Nixon	1-0	-	-	-	-	-	1-0	-	-	-	-	-	-	-
Jason Taylor II	1-0	-	-	-	-	-	-	-	-	-	-	1-0	-	-
Tyler Lacy	1-0	-	1-0	-	-	-	-	-	-	-	DNP	DNP	DNP	DNP
Nathan Latu	1-0	-	-	-	DNP	-	-	-	DNP	-	1-0	-	DNP	-

Individual Game-by-Game Interception Returns

Player	No-Yds	CMU	ASU	APB	BAY	TTU	TCU	TEX	KSU	KAN	ISU	OU	WVU	WIS
Jason Taylor II	6-44	-	-	-	1-0	-	-	2-16	-	-	1-17	1-11	1-0	-
Kendal Daniels	3-20	1-0	-	-	-	-	-	1-8	-	-	1-12	-	-	-
Trey Rucker	1-16	DNP	DNP	DNP	DNP	DNP	DNP	DNP	DNP	DNP	DNP	DNP	DNP	1-16
Mason Cobb	1-13	-	-	-	-	1-13	-	-	-	-	-	-	-	DNP
Thomas Harper	1-11	-	-	-	1-11	-	-	DNP	-	DNP	DNP	DNP	DNP	DNP
Jabbar Muhammad	1-0	-	-	-	-	-	-	-	-	-	1-0	-	-	DNP



Oklahoma State Statistics

Game-by-Game Team Stats

Date	Opponent	-----RUSHING-----				-----RECEIVING-----				-----PASSING-----				-----KICK RET-----				-----PUNT RET-----				Tot. Off.
		No.	Yds	TD	Lg	No.	Yds	TD	Lg	Cmp-Att-Int	Yds	TD	Lg	No	Yds	TD	Lg	No	Yds	TD	Lg	
09/01/2022	Central Mich.	32	125	4	23	28	406	4	45	28-41-0	406	4	45	4	85	0	32	2	11	0	11	531
09/10/2022	Arizona St.	46	197	2	19	21	268	2	43	21-38-1	268	2	43	2	54	0	40	3	22	0	18	465
09/17/2022	Ark.-Pine Bluff	27	168	1	53	25	370	6	42	25-38-1	370	6	42	1	30	0	30	2	50	1	23	538
10/01/2022	at Baylor	46	166	2	24	21	213	1	49	21-30-1	213	1	49	5	207	1	98	1	15	0	15	379
10/08/2022	Texas Tech	41	137	3	14	22	297	1	32	22-45-0	297	1	32	3	71	0	30	1	7	0	7	434
10/15/2022	at TCU	41	141	3	29	16	245	1	44	16-36-1	245	1	44	1	23	0	23	0	0	0	0	386
10/22/2022	Texas	40	142	3	51	35	393	2	41	35-58-1	393	2	41	3	61	0	33	2	0	0	0	535
10/29/2022	at Kansas St.	30	54	0	22	15	163	0	29	15-33-2	163	0	29	3	46	0	19	0	0	0	0	217
11/05/2022	at Kansas	35	110	0	14	27	304	2	35	27-40-3	304	2	35	0	0	0	0	0	0	0	0	414
11/12/2022	Iowa St.	35	57	0	12	14	187	2	83	14-25-2	187	2	83	2	29	0	19	0	0	0	0	244
11/19/2022	at Oklahoma	35	103	0	21	36	381	1	55	36-67-4	381	1	55	2	42	0	23	3	21	0	13	484
11/26/2022	West Virginia	42	180	2	24	18	178	0	43	18-42-0	178	0	43	5	102	0	36	0	0	0	0	358
12/27/2022	vs Wisconsin	26	52	0	15	14	229	2	84	14-31-2	229	2	84	2	29	0	17	0	0	0	0	281
Oklahoma St. Opponents		476	1632	20	53	292	3634	24	84	292-524-18	3634	24	84	33	779	1	98	14	126	1	23	5266
Oklahoma St. Opponents		494	2314	23	73	286	3350	24	73	286-498-13	3350	24	73	35	711	0	53	29	262	0	33	5664

Date	Opponent	-----TACKLES-----			-SACKS-		----FUMBLE----		Pass		Blkd		----PAT ATTEMPTS----					Pts
		Solo	Ast	Total	TFL-Yds	No-Yds	FF	FR-Yds	Int-Yds	QBH	Brk	Kick	Kicks	Run	Rcv	Saf	Off/TO	
09/01/2022	Central Mich.	53	38	91	13.0-31	2-15	0	0-0	1-0	4	6	0	8-8	0	0	1	0	58
09/10/2022	Arizona St.	37	28	65	8.0-35	3-20	1	1-0	0-0	10	4	0	4-4	0	0	0	7	34
09/17/2022	Ark.-Pine Bluff	34	30	64	9.0-21	5-17	0	0-0	0-0	12	5	2	9-9	0	0	0	0	63
10/01/2022	at Baylor	39	28	67	7.0-27	2-15	0	0-0	2-11	3	1	0	4-4	0	0	1	3	36
10/08/2022	Texas Tech	53	32	85	14.0-43	4-21	1	0-0	1-13	12	9	0	3-3	0	1	0	3	41
10/15/2022	at TCU	49	32	81	3.0-6	1-4	0	1-0	0-0	3	5	0	4-4	0	0	0	3	40
10/22/2022	Texas	36	28	64	5.0-7	1-1	0	0-0	3-24	13	3	0	5-5	0	0	0	3	41
10/29/2022	at Kansas St.	46	6	52	1.0-2	0-0	0	0-0	0-0	4	4	0	0-0	0	0	0	0	0
11/05/2022	at Kansas	52	14	66	4.0-13	0-0	1	0-0	0-0	2	0	0	1-1	0	0	0	0	16
11/12/2022	Iowa St.	46	26	72	11.0-42	4-31	2	2-0	3-29	4	3	0	2-2	0	0	0	3	20
11/19/2022	at Oklahoma	43	14	57	3.0-6	1-3	1	1-0	1-11	5	6	0	1-1	0	0	0	0	13
11/26/2022	West Virginia	36	28	64	6.0-19	1-11	0	0-0	1-0	3	3	0	1-1	0	0	0	0	19
12/27/2022	vs Wisconsin	52	26	78	11.0-40	2-13	1	1-0	1-16	6	4	0	2-2	0	0	0	7	17
Oklahoma St. Opponents		577	330	907	96.0-299	26-151	8	6-0	13-104	81	53	2	44-44	0	1	2	29	398
Oklahoma St. Opponents		493	380	873	83.0-286	27-162	8	5-0	18-135	55	68	4	41-41	0	4	0	56	376

Date	Opponent	-----PUNTING-----										-----FIELD GOALS-----			-----KICKOFFS-----				
		No	Yds	Avg	Long	Blkd	TB	FC	50+	I20	Att-Made	Lg	Blkd	No	Yds	Avg	TB	OB	
09/01/2022	Central Mich.	8	304	38.0	48	1	0	2	0	5	0-0	0	0	9	575	63.9	3	0	
09/10/2022	Arizona St.	7	307	43.9	52	0	0	2	2	2	2-2	43	0	7	444	63.4	3	0	
09/17/2022	Ark.-Pine Bluff	3	164	54.7	63	0	0	0	2	1	0-0	0	0	9	584	64.9	1	0	
10/01/2022	at Baylor	5	209	41.8	47	0	0	2	0	4	2-2	26	0	7	443	63.3	2	0	
10/08/2022	Texas Tech	5	206	41.2	50	1	0	2	1	3	4-4	42	0	9	580	64.4	5	1	
10/15/2022	at TCU	6	293	48.8	53	0	0	2	3	1	4-4	52	0	7	431	61.6	2	0	
10/22/2022	Texas	9	338	37.6	47	1	1	1	0	1	2-3	48	0	8	510	63.8	4	0	
10/29/2022	at Kansas St.	6	279	46.5	51	0	0	1	1	2	0-0	0	0	1	63	63.0	0	0	
11/05/2022	at Kansas	2	87	43.5	46	0	1	1	0	0	1-1	35	0	4	253	63.3	3	0	
11/12/2022	Iowa St.	9	353	39.2	58	1	1	4	3	3	2-2	40	0	5	313	62.6	1	0	
11/19/2022	at Oklahoma	9	412	45.8	63	0	0	5	3	3	2-2	25	0	4	250	62.5	1	0	
11/26/2022	West Virginia	7	292	41.7	55	0	1	2	2	2	2-2	38	0	5	281	56.2	0	0	
12/27/2022	vs Wisconsin	9	406	45.1	63	0	0	7	2	1	1-1	24	0	4	247	61.8	0	0	
Oklahoma St. Opponents		85	3650	42.9	63	4	4	31	19	28	22-23	52	0	79	4974	63.0	25	1	
Oklahoma St. Opponents		84	3640	43.3	75	1	8	36	18	28	15-21	47	1	74	4547	61.4	32	1	



Oklahoma State Statistics

Game-by-Game Opponent Team Stats

Date	Opponent	RUSHING				RECEIVING				PASSING				KICK RET				PUNT RET				Tot. Off.		
		No.	Yds	TD	Lg	No.	Yds	TD	Lg	Cmp	Att	Int	Yds	TD	Lg	No	Yds	TD	Lg	No	Yds		TD	Lg
09/01/2022	Central Mich.	39	122	2	30	36	424	4	54	36	49	1	424	4	54	3	58	0	21	2	-5	0	0	546
09/10/2022	Arizona St.	37	131	1	42	12	223	1	73	12	24	0	223	1	73	3	51	0	24	5	32	0	16	354
09/17/2022	Ark.-Pine Bluff	31	81	0	18	16	149	1	32	16	41	0	149	1	32	0	0	0	0	3	21	0	14	230
10/01/2022	at Baylor	30	112	1	24	28	345	2	70	28	40	2	345	2	70	3	63	0	27	1	14	0	14	457
10/08/2022	Texas Tech	41	148	2	19	39	379	2	36	39	63	1	379	2	36	2	33	0	19	0	0	0	0	527
10/15/2022	at TCU	43	224	3	21	23	286	2	48	23	40	0	286	2	48	5	81	0	19	4	42	0	27	510
10/22/2022	Texas	32	204	2	52	19	319	2	41	19	49	3	319	2	41	4	109	0	38	4	52	0	29	523
10/29/2022	at Kansas St.	37	199	2	62	21	296	4	41	21	37	0	296	4	41	1	21	0	21	3	53	0	33	495
11/05/2022	at Kansas	46	351	2	73	18	203	2	53	18	23	0	203	2	53	1	15	0	15	0	0	0	0	554
11/12/2022	Iowa St.	36	59	1	20	28	274	1	37	28	43	3	274	1	37	3	52	0	21	2	16	0	16	333
11/19/2022	at Oklahoma	34	175	2	35	20	259	2	33	20	40	1	259	2	33	3	74	0	38	0	0	0	0	434
11/26/2022	West Virginia	41	250	3	57	10	77	0	15	10	23	1	77	0	15	3	27	0	15	3	10	0	8	327
12/27/2022	vs Wisconsin	47	258	2	51	16	116	1	20	16	26	1	116	1	20	4	127	0	53	2	27	0	24	374
Opponents		494	2314	23	73	286	3350	24	73	286	498	13	3350	24	73	35	711	0	53	29	262	0	33	5664
Oklahoma St.		476	1632	20	53	292	3634	24	84	292	524	18	3634	24	84	33	779	1	98	14	126	1	23	5266

Date	Opponent	TACKLES			TFL-Yds	SACKS		FUMBLE		Pass Int-Yds	QBH	Brk	Blkd Kick	PAT ATTEMPTS				Pts				
		Solo	Ast	Total		No-Yds	FF	FR-Yds	Kicks					Run	Rcv	Saf	Off/TO					
09/01/2022	Central Mich.	39	16	55	5.0-17	1-7	1	0-0	0-0	1	4	1	2-2	0	3	0	0	0	0	0	0	44
09/10/2022	Arizona St.	43	36	79	2.0-4	0-0	1	0-0	1-0	4	9	0	2-2	0	0	0	0	0	0	0	0	17
09/17/2022	Ark.-Pine Bluff	30	28	58	4.0-12	2-9	1	1-0	1-6	3	2	0	1-1	0	0	0	0	0	0	7	7	
10/01/2022	at Baylor	47	34	81	7.0-15	0-0	2	0-0	1-0	2	3	0	2-2	0	1	0	0	0	0	7	25	
10/08/2022	Texas Tech	40	30	70	6.0-18	3-9	0	0-0	0-0	7	10	1	4-4	0	0	0	0	0	0	0	0	31
10/15/2022	at TCU	27	44	71	5.0-9	2-4	0	0-0	1-0	2	6	0	4-4	0	0	0	0	0	0	0	0	43
10/22/2022	Texas	45	46	91	8.0-25	2-13	1	1-0	1-0	9	10	1	4-4	0	0	0	0	0	0	7	34	
10/29/2022	at Kansas St.	41	4	45	6.0-37	3-25	2	1-0	2-8	3	3	0	6-6	0	0	0	0	0	0	7	48	
11/05/2022	at Kansas	41	12	53	6.0-15	2-8	0	1-0	3-50	5	4	0	4-4	0	0	0	0	0	14	37		
11/12/2022	Iowa St.	30	28	58	8.0-27	1-11	0	0-0	2-18	2	1	1	2-2	0	0	0	0	0	0	0	0	14
11/19/2022	at Oklahoma	52	40	92	13.0-60	6-43	0	0-0	4-32	12	7	0	4-4	0	0	0	0	0	0	7	28	
11/26/2022	West Virginia	33	42	75	7.0-27	4-22	0	1-0	0-0	3	6	0	3-3	0	0	0	0	0	0	0	0	24
12/27/2022	vs Wisconsin	26	18	44	6.0-20	1-11	0	0-0	2-21	2	3	0	3-3	0	0	0	0	0	0	7	24	
Opponents		493	380	873	83.0-286	27-162	8	5-0	18-135	55	68	4	41-41	0	4	0	0	0	0	56	376	
Oklahoma St.		577	330	907	96.0-299	26-151	8	6-0	13-104	81	53	2	44-44	0	1	2	29	29	398			

Date	Opponent	PUNTING									FIELD GOALS			KICKOFFS				
		No	Yds	Avg	Long	Blkd	TB	FC	50+	120	Att-Made	Lg	Blkd	No	Yds	Avg	TB	OB
09/01/2022	Central Mich.	5	197	39.4	49	0	0	2	0	1	0-1	0	0	7	442	63.1	3	0
09/10/2022	Arizona St.	8	380	47.5	75	0	1	1	4	3	1-2	27	0	4	254	63.5	1	1
09/17/2022	Ark.-Pine Bluff	11	463	42.1	68	1	1	4	3	6	0-1	0	1	2	130	65.0	1	0
10/01/2022	at Baylor	2	94	47.0	49	0	1	0	0	0	1-1	34	0	6	392	65.3	1	0
10/08/2022	Texas Tech	4	166	41.5	46	0	0	3	0	0	1-2	23	0	6	322	53.7	2	0
10/15/2022	at TCU	6	250	41.7	48	0	0	5	0	1	3-3	47	0	7	455	65.0	6	0
10/22/2022	Texas	8	337	42.1	54	0	0	2	3	4	2-3	37	0	7	444	63.4	4	0
10/29/2022	at Kansas St.	4	153	38.3	51	0	0	2	1	2	2-2	29	0	9	570	63.3	5	0
11/05/2022	at Kansas	3	94	31.3	38	0	1	0	0	1	3-3	31	0	8	452	56.5	5	0
11/12/2022	Iowa St.	7	288	41.1	49	0	0	6	0	1	0-1	0	0	3	186	62.0	1	0
11/19/2022	at Oklahoma	11	539	49.0	67	0	1	5	4	3	0-0	0	0	5	322	64.4	3	0
11/26/2022	West Virginia	8	352	44.0	55	0	1	4	1	2	1-1	34	0	5	289	57.8	0	0
12/27/2022	vs Wisconsin	7	327	46.7	55	0	2	2	2	4	1-1	47	0	5	289	57.8	0	0
Opponents		84	3640	43.3	75	1	8	36	18	28	15-21	47	1	74	4547	61.4	32	1
Oklahoma St.		85	3650	42.9	63	4	4	31	19	28	22-23	52	0	79	4974	63.0	25	1



Oklahoma State Statistics

Game-by-Game Team Comparison

Opponent	Score	----- First Downs -----				---Rushing---	-----Passing-----			Total Offense	Return	Turnovers
		Total	Rush	Pass	Pen	Number-Yards	Comp-Att-Int	Yards	Plays-Yards	Yards		
Central Mich.	58-44	28 / 31	9 / 7	17 / 22	2 / 2	32-125 / 39-122	28-41-0 / 36-49-1	406 / 424	73-531 / 88-546	96 / 53	0 / 1	
Arizona St.	34-17	30 / 14	9 / 4	14 / 9	7 / 1	46-197 / 37-131	21-38-1 / 12-24-0	268 / 223	84-465 / 61-354	76 / 83	1 / 1	
Ark.-Pine Bluff	63-7	26 / 13	8 / 6	16 / 7	2 / 0	27-168 / 31-81	25-38-1 / 16-41-0	370 / 149	65-538 / 72-230	80 / 27	2 / 0	
Baylor	36-25	23 / 21	13 / 8	10 / 13	0 / 0	46-166 / 30-112	21-30-1 / 28-40-2	213 / 345	76-379 / 70-457	233 / 77	1 / 2	
Texas Tech	41-31	25 / 30	9 / 9	15 / 18	1 / 3	41-137 / 41-148	22-45-0 / 39-63-1	297 / 379	86-434 / 104-527	91 / 33	0 / 1	
TCU	40-43	19 / 27	7 / 15	12 / 11	0 / 1	41-141 / 43-224	16-36-1 / 23-40-0	245 / 286	77-386 / 83-510	23 / 123	1 / 1	
Texas	41-34	32 / 21	9 / 8	17 / 13	6 / 0	40-142 / 32-204	35-58-1 / 19-49-3	393 / 319	98-535 / 81-523	85 / 161	2 / 3	
Kansas St.	0-48	14 / 21	3 / 8	8 / 12	3 / 1	30-54 / 37-199	15-33-2 / 21-37-0	163 / 296	63-217 / 74-495	46 / 82	3 / 0	
Kansas	16-37	25 / 23	7 / 12	16 / 10	2 / 1	35-110 / 46-351	27-40-3 / 18-23-0	304 / 203	75-414 / 69-554	0 / 65	4 / 0	
Iowa St.	20-14	11 / 19	4 / 3	6 / 14	1 / 2	35-57 / 36-59	14-25-2 / 28-43-3	187 / 274	60-244 / 79-333	58 / 86	2 / 5	
Oklahoma	13-28	26 / 17	7 / 6	18 / 10	1 / 1	35-103 / 34-175	36-67-4 / 20-40-1	381 / 259	102-484 / 74-434	74 / 106	4 / 2	
West Virginia	19-24	20 / 15	12 / 9	6 / 4	2 / 2	42-180 / 41-250	18-42-0 / 10-23-1	178 / 77	84-358 / 64-327	102 / 37	1 / 1	
Wisconsin	17-24	10 / 21	3 / 13	7 / 6	0 / 2	26-52 / 47-258	14-31-2 / 16-26-1	229 / 116	57-281 / 73-374	45 / 175	2 / 2	
Totals	398-376	289 / 273	100 / 108	162 / 149	27 / 16	476-1632 / 494-2314	292-524-18 / 286-498-13	3634 / 3350	1000-5266 / 992-5664	1009 / 1108	23 / 19	

Note: Game totals are displayed in the format TEAM/OPPONENT for each category

Opponent	3rd Down Conversions	4th Down Conversions	Time of Possession	TOP Margin	Avg Yds/Rush	Avg Yds/Pass	Avg Yds/Play	Punting Number-Avg	Penalties Number-Yards	Sacks
Central Mich.	3-12 / 4-15	0-0 / 2-4	23:52 / 36:08	-12:16	3.9 / 3.1	9.9 / 8.7	7.3 / 6.2	8-38.0 / 5-39.4	5-45.0 / 7-68.0	2 / 1
Arizona St.	6-15 / 2-13	0-0 / 0-0	29:26 / 30:34	-01:08	4.3 / 3.5	7.1 / 9.3	5.5 / 5.8	7-43.9 / 8-47.5	7-69.0 / 10-95.0	3 / 0
Ark.-Pine Bluff	6-11 / 5-19	0-1 / 0-1	22:25 / 37:35	-15:10	6.2 / 2.6	9.7 / 3.6	8.3 / 3.2	3-54.7 / 11-42.1	2-20.0 / 3-45.0	5 / 2
Baylor	6-15 / 3-11	1-1 / 3-5	30:46 / 29:14	01:32	3.6 / 3.7	7.1 / 8.6	5.0 / 6.5	5-41.8 / 2-47.0	3-25.0 / 2-10.0	2 / 0
Texas Tech	8-18 / 8-22	1-1 / 4-7	27:58 / 32:02	-04:04	3.3 / 3.6	6.6 / 6.0	5.0 / 5.1	5-41.2 / 4-41.5	4-38.0 / 6-50.0	4 / 3
TCU	6-17 / 3-13	1-1 / 0-1	26:55 / 33:05	-06:10	3.4 / 5.2	6.8 / 7.2	5.0 / 6.1	6-48.8 / 6-41.7	6-49.0 / 4-40.0	1 / 2
Texas	8-19 / 3-17	0-0 / 0-2	33:00 / 27:00	06:00	3.6 / 6.4	6.8 / 6.5	5.5 / 6.5	9-37.6 / 8-42.1	0-0.0 / 14-119.0	1 / 2
Kansas St.	5-15 / 5-15	1-4 / 3-3	24:31 / 35:29	-10:58	1.8 / 5.4	4.9 / 8.0	3.4 / 6.7	6-46.5 / 4-38.3	4-35.0 / 7-60.0	0 / 3
Kansas	5-11 / 6-14	0-1 / 2-2	24:51 / 35:09	-10:18	3.1 / 7.6	7.6 / 8.8	5.5 / 8.0	2-43.5 / 3-31.3	1-15.0 / 5-40.0	0 / 2
Iowa St.	1-14 / 6-17	0-1 / 0-2	26:21 / 33:39	-07:18	1.6 / 1.6	7.5 / 6.4	4.1 / 4.2	9-39.2 / 7-41.1	5-55.0 / 8-53.0	4 / 1
Oklahoma	7-22 / 1-14	0-2 / 0-1	37:38 / 22:22	15:16	2.9 / 5.1	5.7 / 6.5	4.7 / 5.9	9-45.8 / 11-49.0	3-20.0 / 2-23.0	1 / 6
West Virginia	8-21 / 4-15	0-3 / 1-2	31:17 / 28:43	02:34	4.3 / 6.1	4.2 / 3.3	4.3 / 5.1	7-41.7 / 8-44.0	3-30.0 / 7-70.0	1 / 4
Wisconsin	3-14 / 4-14	1-1 / 2-2	22:02 / 37:58	-15:56	2.0 / 5.5	7.4 / 4.5	4.9 / 5.1	9-45.1 / 7-46.7	3-35.0 / 2-20.0	2 / 1
Totals	72-204 / 54-199	5-16 / 17-32	361:02 / 418:58	-57:56	3.4 / 4.7	6.9 / 6.7	5.3 / 5.7	85-42.9 / 84-43.3	46-436.0 / 77-693.0	26 / 27

Note: Game totals are displayed in the format TEAM/OPPONENT for each category



Oklahoma State Statistics

Game-by-Game Red-Zone Results

Oklahoma State Inside Opponent Red-Zone

Date	Opponent	Score	Times In RZ	Times Scored	Total Pts	TDs	Rush TDs	Pass TDs	FGs Made	Failed to score inside RZ					Game
										FGA	Downs	Int	Fumb	Half	
09/01/2022	Central Mich.	W 58-44	7	6	42	6	3	3	0	0	0	0	0	0	1
09/10/2022	Arizona St.	W 34-17	4	4	24	3	2	1	1	1	0	0	0	0	0
09/17/2022	Ark.-Pine Bluff	W 63-7	2	2	14	2	0	2	0	0	0	0	0	0	0
10/01/2022	at Baylor	W 36-25	5	5	27	3	2	1	2	2	0	0	0	0	0
10/08/2022	Texas Tech	W 41-31	6	6	31	3	3	0	3	3	0	0	0	0	0
10/15/2022	at TCU	L 40-43	7	7	37	4	3	1	3	3	0	0	0	0	0
10/22/2022	Texas	W 41-34	5	4	28	4	3	1	0	0	0	1	0	0	0
10/29/2022	at Kansas St.	L 0-48	0	0	0	0	0	0	0	0	0	0	0	0	0
11/05/2022	at Kansas	L 16-37	3	2	10	1	0	1	1	1	0	0	1	0	0
11/19/2022	at Oklahoma	L 13-28	5	3	13	1	0	1	2	2	1	1	0	0	0
11/26/2022	West Virginia	L 19-24	4	3	13	1	1	0	2	2	1	0	0	0	0
12/27/2022	vs Wisconsin	L 17-24	2	2	10	1	0	1	1	1	0	0	0	0	0
Totals	46 of 52 (88.5%)		52	46	259	30	17	13	16	16	2	2	1	0	1

Opponents Inside Oklahoma State Red-Zone

Date	Opponent	Score	Times In RZ	Times Scored	Total Pts	TDs	Rush TDs	Pass TDs	FGs Made	Failed to score inside RZ					Game
										FGA	Downs	Int	Fumb	Half	
09/01/2022	Central Mich.	W 58-44	5	5	36	5	2	3	0	0	0	0	0	0	0
09/10/2022	Arizona St.	W 34-17	2	2	10	1	1	0	1	1	0	0	0	0	0
09/17/2022	Ark.-Pine Bluff	W 63-7	2	1	7	1	0	1	0	0	1	0	0	0	0
10/01/2022	Baylor	W 36-25	3	2	10	1	1	0	1	1	1	0	0	0	0
10/08/2022	Texas Tech	W 41-31	4	4	24	3	2	1	1	1	0	0	0	0	0
10/15/2022	TCU	L 40-43	7	6	33	4	3	1	2	2	1	0	0	0	0
10/22/2022	Texas	W 41-34	3	3	13	1	0	1	2	2	0	0	0	0	0
10/29/2022	Kansas St.	L 0-48	4	4	20	2	1	1	2	2	0	0	0	0	0
11/05/2022	Kansas	L 16-37	5	5	23	2	0	2	3	3	0	0	0	0	0
11/12/2022	Iowa St.	W 20-14	2	2	14	2	1	1	0	0	0	0	0	0	0
11/19/2022	Oklahoma	L 13-28	3	2	14	2	2	0	0	0	0	0	1	0	0
11/26/2022	West Virginia	L 19-24	1	1	3	0	0	0	1	1	0	0	0	0	0
12/27/2022	Wisconsin	L 17-24	5	3	21	3	2	1	0	0	0	1	0	0	1
Totals	40 of 46 (87.0%)		46	40	228	27	15	12	13	13	3	1	1	0	1



Oklahoma State Statistics

Team Game Highs

RUSHES	46	at Baylor (10/01/2022)
YARDS RUSHING	197	Arizona St. (09/10/2022)
YARDS PER RUSH	6.2	Ark.-Pine Bluff (09/17/2022)
TD RUSHES	4	Central Mich. (09/01/2022)
PASS ATTEMPTS	67	at Oklahoma (11/19/2022)
PASS COMPLETIONS	36	at Oklahoma (11/19/2022)
YARDS PASSING	406	Central Mich. (09/01/2022)
YARDS PER PASS	9.9	Central Mich. (09/01/2022)
TD PASSES	6	Ark.-Pine Bluff (09/17/2022)
TOTAL PLAYS	102	at Oklahoma (11/19/2022)
TOTAL OFFENSE	538	Ark.-Pine Bluff (09/17/2022)
YARDS PER PLAY	8.3	Ark.-Pine Bluff (09/17/2022)
POINTS	63	Ark.-Pine Bluff (09/17/2022)
SACKS BY	5	Ark.-Pine Bluff (09/17/2022)
FIRST DOWNS	32	Texas (10/22/2022)
PENALTIES	7	Arizona St. (09/10/2022)
PENALTY YARDS	69	Arizona St. (09/10/2022)
TURNOVERS	4	at Oklahoma (11/19/2022)
PUNTS	9	at Kansas (11/05/2022)
	9	vs Wisconsin (N) (12/27/2022)
	9	at Oklahoma (11/19/2022)
	9	Iowa St. (11/12/2022)
	9	Texas (10/22/2022)
PUNTING AVG	54.7	Ark.-Pine Bluff (09/17/2022)
LONG PUNT	63	vs Wisconsin (N) (12/27/2022)
	63	at Oklahoma (11/19/2022)
	63	Ark.-Pine Bluff (09/17/2022)
PUNTS INSIDE 20	5	Central Mich. (09/01/2022)
LONG PUNT RETURN	23	Ark.-Pine Bluff (09/17/2022)

Team Game Lows

RUSHES	26	vs Wisconsin (N) (12/27/2022)
YARDS RUSHING	52	vs Wisconsin (N) (12/27/2022)
YARDS PER RUSH	1.6	Iowa St. (11/12/2022)
TD RUSHES	0	Five occasions
PASS ATTEMPTS	25	Iowa St. (11/12/2022)
PASS COMPLETIONS	14	vs Wisconsin (N) (12/27/2022)
	14	Iowa St. (11/12/2022)
YARDS PASSING	163	at Kansas St. (10/29/2022)
YARDS PER PASS	4.2	West Virginia (11/26/2022)
TD PASSES	0	West Virginia (11/26/2022)
	0	at Kansas St. (10/29/2022)
TOTAL PLAYS	57	vs Wisconsin (N) (12/27/2022)
TOTAL OFFENSE	217	at Kansas St. (10/29/2022)
YARDS PER PLAY	3.4	at Kansas St. (10/29/2022)
POINTS	0	at Kansas St. (10/29/2022)
SACKS BY	0	at Kansas (11/05/2022)
	0	at Kansas St. (10/29/2022)
FIRST DOWNS	10	vs Wisconsin (N) (12/27/2022)
PENALTIES	0	Texas (10/22/2022)
PENALTY YARDS	0	Texas (10/22/2022)
INTERCEPTIONS BY	0	Five occasions
PUNTS	2	at Kansas (11/05/2022)
PUNTING AVG	37.6	Texas (10/22/2022)
LONG PUNT	46	at Kansas (11/05/2022)
PUNTS INSIDE 20	0	at Kansas (11/05/2022)
LONG PUNT RETURN	0	Seven occasions

Opponent Team Game Highs

RUSHES	47	vs Wisconsin (N) (12/27/2022)
YARDS RUSHING	351	at Kansas (11/05/2022)
YARDS PER RUSH	7.6	at Kansas (11/05/2022)
TD RUSHES	3	at TCU (10/15/2022)
	3	West Virginia (11/26/2022)
PASS ATTEMPTS	63	Texas Tech (10/08/2022)
PASS COMPLETIONS	39	Texas Tech (10/08/2022)
YARDS PASSING	424	Central Mich. (09/01/2022)
YARDS PER PASS	9.3	Arizona St. (09/10/2022)
TD PASSES	4	Central Mich. (09/01/2022)
	4	at Kansas St. (10/29/2022)
TOTAL PLAYS	104	Texas Tech (10/08/2022)
TOTAL OFFENSE	554	at Kansas (11/05/2022)
YARDS PER PLAY	8.0	at Kansas (11/05/2022)
POINTS	48	at Kansas St. (10/29/2022)
SACKS BY	6	at Oklahoma (11/19/2022)
FIRST DOWNS	31	Central Mich. (09/01/2022)
PENALTIES	14	Texas (10/22/2022)
PENALTY YARDS	119	Texas (10/22/2022)
TURNOVERS	5	Iowa St. (11/12/2022)
PUNTS	11	Ark.-Pine Bluff (09/17/2022)
	11	at Oklahoma (11/19/2022)
PUNTING AVG	49.0	at Oklahoma (11/19/2022)
LONG PUNT	75	Arizona St. (09/10/2022)
PUNTS INSIDE 20	6	Ark.-Pine Bluff (09/17/2022)
LONG PUNT RETURN	33	at Kansas St. (10/29/2022)

Opponent Team Game Lows

RUSHES	30	at Baylor (10/01/2022)
YARDS RUSHING	59	Iowa St. (11/12/2022)
YARDS PER RUSH	1.6	Iowa St. (11/12/2022)
TD RUSHES	0	Ark.-Pine Bluff (09/17/2022)
PASS ATTEMPTS	23	at Kansas (11/05/2022)
PASS COMPLETIONS	10	West Virginia (11/26/2022)
YARDS PASSING	77	West Virginia (11/26/2022)
YARDS PER PASS	3.3	West Virginia (11/26/2022)
TD PASSES	0	West Virginia (11/26/2022)
TOTAL PLAYS	61	Arizona St. (09/10/2022)
TOTAL OFFENSE	230	Ark.-Pine Bluff (09/17/2022)
YARDS PER PLAY	3.2	Ark.-Pine Bluff (09/17/2022)
POINTS	7	Ark.-Pine Bluff (09/17/2022)
SACKS BY	0	Arizona St. (09/10/2022)
	0	at Baylor (10/01/2022)
FIRST DOWNS	13	Ark.-Pine Bluff (09/17/2022)
PENALTIES	2	vs Wisconsin (N) (12/27/2022)
	2	at Oklahoma (11/19/2022)
	2	at Baylor (10/01/2022)
PENALTY YARDS	10	at Baylor (10/01/2022)
INTERCEPTIONS BY	0	West Virginia (11/26/2022)
	0	Texas Tech (10/08/2022)
	0	Central Mich. (09/01/2022)
PUNTS	2	at Baylor (10/01/2022)
PUNTING AVG	31.3	at Kansas (11/05/2022)
LONG PUNT	38	at Kansas (11/05/2022)
PUNTS INSIDE 20	0	Texas Tech (10/08/2022)
	0	at Baylor (10/01/2022)
LONG PUNT RETURN	0	at Oklahoma (11/19/2022)
	0	at Kansas (11/05/2022)
	0	Texas Tech (10/08/2022)
	0	Central Mich. (09/01/2022)

Individual Game Highs

RUSHES	27	Dominic Richardson vs Arizona St. (09/10/2022)
YARDS RUSHING	136	Ollie Gordon vs West Virginia (11/26/2022)
TD RUSHES	3	Dominic Richardson vs Texas (10/22/2022)
LONG RUSH	53	Ollie Gordon vs Ark.-Pine Bluff (09/17/2022)
PASS ATTEMPTS	67	Spencer Sanders at Oklahoma (11/19/2022)
PASS COMPLETIONS	36	Spencer Sanders at Oklahoma (11/19/2022)
YARDS PASSING	406	Spencer Sanders vs Central Mich. (09/01/2022)
TD PASSES	4	Spencer Sanders vs Ark.-Pine Bluff (09/17/2022)
	4	Spencer Sanders vs Central Mich. (09/01/2022)
LONG PASS	84	Garret Rangel vs Wisconsin (N) (12/27/2022)
RECEPTIONS	9	Brennan Presley at Oklahoma (11/19/2022)
	9	Bryson Green at Kansas (11/05/2022)
YARDS RECEIVING	133	Bryson Green vs Texas (10/22/2022)
	133	Braydon Johnson vs Central Mich. (09/01/2022)
TD RECEPTIONS	2	Braydon Johnson vs Ark.-Pine Bluff (09/17/2022)
LONG RECEPTION	84	Stephon Johnson Jr. vs Wisconsin (N) (12/27/2022)
PUNTS	9	Logan Ward vs Wisconsin (N) (12/27/2022)
	9	Logan Ward at Oklahoma (11/19/2022)
PUNTING AVG	57.5	Logan Ward vs Ark.-Pine Bluff (09/17/2022)
LONG PUNT	63	Logan Ward vs Wisconsin (N) (12/27/2022)
	63	Logan Ward at Oklahoma (11/19/2022)
	63	Logan Ward vs Ark.-Pine Bluff (09/17/2022)
PUNTS INSIDE 20	5	Tom Hutton vs Central Mich. (09/01/2022)
LONG PUNT RETURN	23	Brennan Presley vs Ark.-Pine Bluff (09/17/2022)
LONG KICKOFF RETURN	98	Jaden Nixon at Baylor (10/01/2022)
TACKLES	16	Mason Cobb at TCU (10/15/2022)
SACKS	2	Collin Oliver vs Iowa St. (11/12/2022)
	2	Ben Kopsenski vs Ark.-Pine Bluff (09/17/2022)
	2	Mason Cobb vs Ark.-Pine Bluff (09/17/2022)
TACKLES FOR LOSS	2.5	Four occasions

Opponent Individual Game Highs

RUSHES	32	Devin Neal at Kansas (11/05/2022)
YARDS RUSHING	224	Devin Neal at Kansas (11/05/2022)
TD RUSHES	2	Jaylen Anderson vs West Virginia (11/26/2022)
	2	Kendre Miller at TCU (10/15/2022)
	2	Lew Nichols vs Central Mich. (09/01/2022)
LONG RUSH	73	Jason Bean at Kansas (11/05/2022)
PASS ATTEMPTS	62	Behren Morton vs Texas Tech (10/08/2022)
PASS COMPLETIONS	39	Behren Morton vs Texas Tech (10/08/2022)
YARDS PASSING	424	Daniel Richardson vs Central Mich. (09/01/2022)
TD PASSES	4	Will Howard at Kansas St. (10/29/2022)
	4	Daniel Richardson vs Central Mich. (09/01/2022)
LONG PASS	73	Emory Jones vs Arizona St. (09/10/2022)
RECEPTIONS	10	Xavier Hutchinson vs Iowa St. (11/12/2022)
RECEIVING	180	Quentin Johnston at TCU (10/15/2022)
TD RECEPTIONS	2	Kade Warner at Kansas St. (10/29/2022)
	2	Monaray Baldwin at Baylor (10/01/2022)
	2	Jalen McGaughy vs Central Mich. (09/01/2022)
LONG RECEPTION	73	Giovanni Sanders vs Arizona St. (09/10/2022)
FIELD GOALS	3	Jacob Borcila at Kansas (11/05/2022)
	3	Griffin Kell at TCU (10/15/2022)
LONG FIELD GOALS	47	Nate Van Zelst vs Wisconsin (N) (12/27/2022)
	47	Griffin Kell at TCU (10/15/2022)
PUNTS	11	Michael Turk at Oklahoma (11/19/2022)
PUNTING AVG	49.0	Michael Turk at Oklahoma (11/19/2022)
LONG PUNT	75	Eddie Czaplicki vs Arizona St. (09/10/2022)
PUNTS INSIDE 20	6	Josh Sanchez vs Ark.-Pine Bluff (09/17/2022)
LONG PUNT RETURN	33	Phillip Brooks at Kansas St. (10/29/2022)
LONG KICKOFF RETURN	53	Chimere Dike vs Wisconsin (N) (12/27/2022)
TACKLES	17	Krishon Merriweather vs Texas Tech (10/08/2022)
SACKS	2	Jordan Kelley at Oklahoma (11/19/2022)
TACKLES FOR LOSS	3	M.J. Anderson vs Iowa St. (11/12/2022)
INTERCEPTIONS	1	18 occasions



Oklahoma State Statistics

Game-by-Game Player Participation

##	Player	GP-GS	CMU	ASU	APB	BAY	TTU	TCU	TEX	KSU	KAN	ISU	OU	WVU	WIS
0	Mason Cobb	12/12	START	START	START	START	START	START	START	START	START	START	START	START	...
0	Ollie Gordon	13/1	XXX	XXX	XXX	XXX	XXX	XXX	XXX	XXX	XXX	XXX	XXX	XXX	START
1	Xavier Benson	13/13	START	START	START	START	START	START	START	START	START	START	START	START	START
1	Braylin Presley	7/0	XXX	...	XXX	XXX	...	XXX	XXX	XXX	XXX
2	Korie Black	13/13	START	START	START	START	START	START	START	START	START	START	START	START	START
2	Talyn Shettron	4/0	XXX	XXX	XXX	XXX
3	Spencer Sanders	10/9	START	START	START	START	START	START	START	START	...	XXX	START
3	Cam Smith	13/3	XXX	XXX	XXX	XXX	XXX	XXX	START	XXX	START	XXX	XXX	XXX	START
4	Deondre Jackson	10/0	...	XXX	...	XXX	XXX	...	XXX	XXX	XXX	XXX	XXX	XXX	XXX
4	Nickolas Martin	13/0	XXX	XXX	XXX	XXX	XXX	XXX	XXX	XXX	XXX	XXX	XXX	XXX	XXX
5	Zach Middleton	8/0	XXX	XXX	XXX	XXX	XXX	XXX	XXX	XXX
5	Kendal Daniels	13/5	XXX	XXX	START	XXX	XXX	XXX	XXX	START	XXX	START	START	START	XXX
6	Lyrik Rawls	12/0	XXX	XXX	XXX	XXX	...	XXX	XXX	XXX	XXX	XXX	XXX	XXX	XXX
6	Stephon Johnson Jr.	10/4	XXX	...	XXX	XXX	XXX	XXX	START	START	START	START	XXX
7	Jabbar Muhammad	12/12	START	START	START	START	START	START	START	START	START	START	START	START	...
8	Braydon Johnson	10/10	START	START	START	START	START	START	START	START	START	START
8	D.J. McKinney	4/0	XXX	...	XXX	...	XXX	XXX
9	Brock Martin	12/12	START	START	START	START	START	START	...	START	START	START	START	START	START
9	Bryson Green	11/11	START	START	START	START	START	START	START	START	START	START	START
10	Rashod Owens	12/3	XXX	...	XXX	XXX	XXX	XXX	XXX	START	START	XXX	START	XXX	XXX
10	Kale Smith	3/0	XXX	XXX	XXX
11	Lamont Bishop	13/1	XXX	XXX	XXX	XXX	XXX	XXX	XXX	XXX	XXX	XXX	XXX	XXX	START
12	Kanion Williams	6/0	XXX	XXX	XXX	XXX	XXX	XXX
12	Gunnar Gundy	4/1	XXX	...	XXX	XXX	...	START
13	Thomas Harper	7/7	START	START	START	START	START	START	...	START
13	Garret Rangel	4/3	XXX	START	START	START
15	Ty Williams	12/0	...	XXX	XXX	XXX	XXX	XXX	XXX	XXX	XXX	XXX	XXX	XXX	XXX
15	Rylan McQuarters	1/0	XXX
16	Trey Rucker	1/0	XXX
17	John Paul Richardson	13/5	XXX	START	XXX	XXX	XXX	XXX	START	XXX	XXX	START	XXX	START	START
18	Sean Michael Flanagan	12/11	START	START	...	START	START	START	START	XXX	START	START	START	START	START
19	Alex Hale	4/0	XXX	XXX	XXX	XXX
20	Dominic Richardson	9/9	START	START	START	START	START	START	START	...	START	START
22	Demarco Jones	8/0	XXX	XXX	XXX	XXX	XXX	XXX	XXX	...	XXX	XXX
23	Jaden Nixon	13/3	XXX	XXX	XXX	XXX	XXX	XXX	START	XXX	XXX	START	START	START	XXX
23	Cameron Epps	4/0	XXX	...	XXX	XXX	XXX
24	De'kelvion Beamon	3/0	XXX	...	XXX	XXX	XXX
25	Jason Taylor II	13/13	START	START	START	START	START	START	START	START	START	START	START	START	START
25	Andre Washington	1/0	XXX
26	Jordan Reagan	10/0	XXX	XXX	XXX	XXX	XXX	XXX	XXX	XXX	XXX	XXX
27	Raymond Gay II	9/0	XXX	XXX	XXX	XXX	XXX	XXX	XXX	XXX	...	XXX	XXX	XXX	XXX
29	Tom Hutton	8/0	XXX	XXX	XXX	XXX	XXX	XXX	XXX	XXX
30	Collin Oliver	13/5	XXX	XXX	START	XXX	XXX	XXX	START	XXX	XXX	XXX	XXX	START	START
31	Chance Clements	1/0	XXX
32	Gabe Brown	1/0	XXX
33	Donovan Stephens	13/0	XXX	XXX	XXX	XXX	XXX	XXX	XXX	XXX	XXX	XXX	XXX	XXX	XXX
35	Samuela Tuihalamaka	13/0	XXX	XXX	XXX	XXX	XXX	XXX	XXX	XXX	XXX	XXX	XXX	XXX	XXX
36	Na'drian Dizadare	10/0	XXX	XXX	XXX	XXX	XXX	XXX	XXX	XXX	XXX	...
36	Vance Hooper	1/0	XXX
37	Isreal Isuman-Hundley	2/0	XXX	XXX
38	Jake Schultz	13/3	XXX	XXX	START	START	START	XXX	XXX	XXX	XXX	XXX	XXX	XXX	XXX
38	Carter Barnard	1/0	XXX
39	Peyton Kramer	1/0	XXX
39	Parker Robertson	12/0	XXX	...	XXX	XXX	XXX	XXX	XXX	XXX	XXX	XXX	XXX	XXX	XXX
41	Constantino Borrelli	3/0	XXX	XXX	XXX
47	Luke McEndoo	2/0	XXX	...	XXX
49	Tanner Brown	12/0	XXX	XXX	XXX	XXX	XXX	XXX	XXX	XXX	XXX	XXX	XXX	XXX	XXX
51	Bo Hardy	9/0	XXX	...	XXX	XXX	XXX	XXX	XXX	XXX	XXX	XXX
51	Austin Kawecki	1/0	XXX
52	Ben Kopenski	13/0	XXX	XXX	XXX	XXX	XXX	XXX	XXX	XXX	XXX	XXX	XXX	XXX	XXX
53	Matt Hembrough	13/0	XXX	XXX	XXX	XXX	XXX	XXX	XXX	XXX	XXX	XXX	XXX	XXX	XXX
56	Xavier Ross	10/4	XXX	XXX	XXX	XXX	XXX	...	XXX	START	START	START	START
56	Jake Henry	1/0	XXX
57	Ryan Baker	1/0	XXX
61	Jake Springfield	13/13	START	START	START	START	START	START	START	START	START	START	START	START	START
63	Zeke Zaragoza	1/0	XXX
66	Joe Michalski	12/5	XXX	XXX	XXX	XXX	XXX	XXX	START	...	XXX	START	START	START	START
68	Taylor Miterko	13/12	START	START	START	START	START	START	START	START	START	START	START	START	XXX
69	Logan Ward	12/0	XXX	...	XXX	XXX	XXX	XXX	XXX	XXX	XXX	XXX	XXX	XXX	XXX
70	Hunter Woodard	8/7	START	START	START	START	START	START	START	XXX
71	Aden Kelley	6/0	XXX	XXX	...	XXX	XXX	XXX	XXX
73	Jason Brooks Jr.	11/4	XXX	XXX	XXX	XXX	XXX	XXX	XXX	START	START	START	START
74	Preston Wilson	10/10	START	START	START	START	START	START	START	START	START	START	START	START	START
75	Eli Russ	9/1	XXX	...	XXX	XXX	XXX	XXX	XXX	XXX	XXX	...	XXX	XXX	START
76	Caleb Etienne	13/13	START	START	START	START	START	START	START	START	START	START	START	START	START
77	Tyrone Webber	4/0	XXX	XXX	XXX	XXX
80	Brennan Presley	13/9	START	START	XXX	START	XXX	START	START	START	START	XXX	START	XXX	START
81	CJ Tate	8/0	XXX	...	XXX	XXX	XXX	XXX	XXX	XXX	XXX	XXX	XXX
82	Quinton Stewart	11/0	XXX	XXX	XXX	XXX	XXX	XXX	XXX	XXX	XXX	XXX	XXX	XXX	XXX
83	Cale Cabbiness	13/0	XXX	XXX	XXX	XXX	XXX	XXX	XXX	XXX	XXX	XXX	XXX	XXX	XXX
83	Gordie Geymuller	1/0	XXX
85	Jaden Bray	3/0	XXX	XXX	XXX
87	DeSean Brown	2/0	XXX	XXX	XXX
88	Langston Anderson	5/0	XXX	...	XXX	XXX	XXX	XXX
89	Tyler Lacy	9/9	START	START	START	START	START	START	START	START	START
90	Braden Cassidy	13/7	START	XXX	START	XXX	START	START	XXX	XXX	XXX	START	XXX	START	START
91	Tyren Irby	1/0	XXX
92	Nathan Latu	10/0	XXX	XXX	XXX	...	XXX	XXX	XXX	...	XXX	XXX	XXX	...	XXX
93	Collin Clay	12/3	XXX	XXX	XXX	...	XXX	XXX	START	START	START	XXX	XXX	XXX	XXX
94	Trace Ford	9/0	XXX	XXX	XXX	XXX	XXX	XXX	XXX	XXX	XXX	XXX	XXX	XXX	XXX
96	Kody Walterscheid	13/3	XXX	XXX	XXX	XXX	XXX	XXX	XXX	XXX	XXX	START	START	XXX	START
98	Brendon Evers	5/4	START	START	...	START	XXX	START
99	Sione Asi	13/13	START	START	START	START	START	START	START	START	START	START	START	START	START



COWBOYS

3

RECORDS



School Records - Team Single Game

Scoring

Points Scored	134	vs. Phillips	1914
Points Scored (modern era)	84	vs. Savannah State	2012
Points in a Half	88	vs. Phillips	1914
Points in a Half (modern era)	56	vs. Kansas	2011
	56	vs. Southern Illinois	1973
Points in a Quarter	53	vs. Phillips	1914
Points in a Quarter (modern era)	35	vs. Savannah State	2012
	35	vs. Kansas	2011
	35	vs. Baylor	2002
	35	vs. So. Illinois	1973
Touchdowns Scored	12	vs. Savannah State	2012

Offense

First Downs	39	at Oklahoma	2018
		vs. Louisiana	2012
Rushes Attempted	76	at Colorado	1983
	76	vs. Kansas State	1976
Net Rushing Yards	580	vs. UT-Arlington	1972
TDs scored by Rush	9	vs. Savannah State	2012
Passes Attempted	67	at Oklahoma	2022
Passes Completed	47	at Texas A&M	2011
Passing Yards	574	vs. Tulsa	2010
TDs scored by Pass	8	vs. Tulsa	2010
Passes Had Intercepted	6	vs. Nebraska	1981
Completion Pct. (min. 20 att.)	86.4 (19-22)	vs. Fresno State	1997
Total Plays	102	at Oklahoma	2022
Total Offensive Yards	744	vs. Baylor	2017
Most Yards Per Play	10.5	vs. Baylor	2017
Most All-Purpose Yards	920	vs. Tulsa	2010
Fumbles by OSU	15	vs. Kansas	1974
Fumbles Lost by OSU	8	vs. Denver	1948

Defense

Fewest First Downs Allowed	4	at Baylor	1999
Fewest Rushing Yards Allowed	-33	at Kansas State	1980
Fewest Passing Yards Allowed	-3	at Arkansas	1974
	-3	vs. Kansas State	1955
Fewest Total Yards Allowed	29	at Kansas State	1947
Most Tackles	124	at Colorado	1985
Most Sacks	9.0	vs. Baylor	1998
Most Tackles for Loss	20.0	Iowa State	1986
Most Pass Breakups	14	at Oklahoma	2001
Turnovers Forced by OSU	10	vs. Detroit	1942
Interceptions by OSU	10	vs. Detroit	1942
Interception Return Yards by OSU	145	at Baylor	2001
Fumbles Forced by OSU	5	vs. Baylor	2000
Fumbles Recovered by OSU	7	vs. Baylor	1972
	7	vs. Tulsa	1952
	7	vs. Oklahoma	1948
Fumble Return Yards by OSU	93	at Kansas	2002

Special Teams

Punts	22	vs. Kansas	1923
Punting Average	60.4	vs. Nebraska	2010
Punt Returns	9	vs. Savannah State	2012
	9	vs. Texas Tech	1943
Punt Return Yards	208	vs. Drake	1946
Punt Return Average (min. 2 returns)	62.0	vs. TCU	2013
Kickoff Returns	11	vs. Oklahoma	1946
	11	vs. Texas A&M	2005
Kickoff Return Yards	228	vs. Oklahoma	2008
	228	vs. Oklahoma	2010
Kicks Blocked by OSU	3	vs. Texas	2016
	3	vs. Missouri State	2014
Field Goals Made by OSU	5	vs. TCU	2012
	5	vs. Missouri	1982
Field Goals Attempted by OSU	6	vs. Northern Iowa	1990

Miscellaneous Team

Most Penalties Committed	16	at Kansas	1988
	16	vs. Wyoming	1989
Most Yards Penalized	167	at Arizona	2012
Fewest Penalties Committed	0	vs. Texas	2022
Fewest Yards Penalized	0	vs. Texas	2022
Most Time of Possession	43:59	vs. Utah State	1996
Least Time of Possession	18:13	vs. Stanford	2011



Oklahoma State's 2022 win over Texas marked the first game in program history without a single Cowboy penalty in the final statistics.



School Records - Team Single Season

Offense

Points Scored	633	2011
Scoring Average		
10 game season	23.5	1942
11 game season	30.2	2020
12 game season	48.7	1988
13 game season	48.7	2011
14 game season	31.1	2021
Touchdowns Scored	81	2011
Rushes Attempted	707	1972
Net Rushing Yards	3,812	1988
Touchdowns Scored by Rush	54	1988
Yards Per Rush	6.23	1988
Rushing Yards Per Game	317.9	1972
Passes Attempted	596	2011
Passes Completed	429	2011
Passing Yards	5,059	2017
Most Passes Had Intercepted	24	1971
Fewest Passes Had Intercepted	4	2016
Completion Percentage	72.0 (429-596)	2011
Touchdowns scored by Pass	40	2011
Highest Pass Efficiency (min. 200 att.)	169.39	2017
Fewest Passes Had Broken Up	14	1988
Yards Per Pass Attempt	10.1	2017
Passing Yards Per Game	389.2	2017
Pass Completions Per Game	33.00	2011
Pass Attempts Per Game	45.85	2011
Total Offense Plays	1067	2021
Total Offense Yards	7396	2017
Total Offense Yards Per Play	7.34	2017
Total Offense Yards Per Game	568.9	2017
All-Purpose Yards	8,817	2012
All-Purpose Yards Per Game	678.2	2012
First Downs	359	2017
First Downs Per Game	27.6	2017
Third-Down Conversions Made	94	2021
Third-Down Conversion Pct.	50.4 (65-129)	1988
Fourth-Down Conversions Made	15	2018
Fourth-Down Conversion Pct.	80.0 (8-10)	2015
Most Time of Possession Per Game	33:26	1997
Least Time of Possession Per Game	26:18	2011
Fewest Turnovers Lost	9	2004
Fewest Fumbles	10	2004
Fewest Fumbles Lost	4	2004
Most Turnovers Lost	44	1976
Most Fumbles	63	1974
Most Fumbles Lost	29	1973
Fewest Sacks Allowed	10	2010
Fewest Yards Allowed From Sacks	65	2009
Fewest Tackles For Loss Allowed	46	1983
Fewest Yards Allowed From Tackles For Loss	135	2009
Fewest Quarterback Hurries Allowed	2	1999

Defense

Fewest Points Allowed	63	1945
Lowest Scoring Average Allowed	7.9	1945
10 game season	11.6	1942
11 game season	16.2	1975
12 game season	12.3	1984
13 game season	21.6	2014
14 game season	18.1	2021
Fewest Touchdowns Allowed	17	1984, 1985
Fewest First Downs Allowed	79	1945
Fewest First Downs Allowed Per Game	8.9	1941
Lowest Third Down Conversion Pct. Allowed	26.5 (44-166)	2020
Lowest Fourth Down Conversion Pct. Allowed (min. 10 att)	21.4 (3-14)	1997, 2001
Fewest Rushing Attempts Allowed	330	1941
Fewest Rushing Yards Allowed	869	1945
Fewest Rushing Yards Allowed Per Game	87.6	2021
Fewest Yards Allowed Per Rush	2.43	1981
Fewest Rushing Touchdowns Allowed	5	1983

Fewest Pass Completions Allowed	38	1955
Fewest Pass Attempts Allowed	104	1955
Fewest Passing Yards Allowed (min. 200 att.)	1,131	1974
Fewest Passing Yards Allowed/Game (min. 200 att.)	102.8	1974
Fewest Yards Allowed Per Pass Attempt	4.41	1958
Fewest Yards Allowed Per Pass Completion	10.1	2010
Lowest Completion Pct. Allowed	33.3	1960
Best Pass Efficiency Defense (min. 200 att.)	74.25	1974
Fewest Passing Touchdowns Allowed	4	1967
Fewest Total Offense Plays Allowed	478	1941
Fewest Total Offense Yards Allowed (min. 11 games)	2,781	1981
Fewest Total Offense Yards Allowed Per Game	188.3	1945
Fewest Total Yards Allowed Per Play	3.62	1973
Most Turnovers Gained	54	1983
Most Passes Intercepted By	29	1972
Most Fumbles Forced	30	1976
Most Fumbles Recovered	31	1976
Most Tackles	1091	2003
Most Sacks	57.0	2021
Most Yards From Sacks	386	2021
Most Tackles For Loss	114.0	2021
Most Yards From Tackles For Loss	505	1998
Most Passes Broken Up	83	1985
Most Quarterback Hurries	90	1985
Most Safeties Recorded	4	1984

Special Teams

Field Goals Made	28	2012
Field Goals Attempted	34	2012
Field Goal Percentage (min. 10 FGM)	95.7 (22-23)	2022
Longest Field Goal	56	1981
Punts	89	1946
Average Yards Per Punt	46.3	2012
Longest Punt	82	1996
Punts Returned	43	1948
Punt Return Yards	802	1947
Yards Per Punt Return	18.40	2008
Touchdowns By Punt Return	3	2003, 2010
Longest Punt Return	95	2013
Kickoffs Returned	59	2008
Kickoff Return Yards	1,408	2008
Yards Per Kickoff Return	28.95	2021
Touchdowns By Kickoff Return	2, several times, last in	2021
Longest Kickoff Return	100, six times, last in	2021
Most Kicks Blocked	8	1971
Fewest Punts Attempted	37	1988, 2008
Fewest Punt Returns Allowed	11	2019
Fewest Punt Return Yards Allowed	15	2016
Fewest Yards Per Punt Return Allowed	0.80	2021
Fewest Kickoff Return Yards Allowed	254	1962
Fewest Yards Per Kickoff Return Allowed	14.1	1962
Two-Point Conversions Attempted	13	1958
Successful Two-Point Conversion Attempts	8	1958

Miscellaneous Team

Best Turnover Margin	+21	1983, 2011
Worst Turnover Margin	-15	2005
Most Non-Offensive Touchdowns Scored	9	2010
Most Penalties Committed	116	2002
Most Yards Penalized	931	2002
Most Penalty Yards Per Game	72.2	1997
Fewest Penalties Committed	44	1986
Fewest Yards Penalized	354	1986
Fewest Penalty Yards Per Game	32.2	1986



School Records - Individual

Single Game

Offense

Points Scored	42	Rashaun Woods vs SMU	2003
Touchdowns Scored	7	Rashaun Woods vs SMU	2003
Rushing Attempts	49	Bobby Cole vs Iowa State	1970
Rushing Yards	332	Barry Sanders vs Texas Tech	1988
Rushing Touchdowns	5	Barry Sanders vs. Wyoming	1988
	5	Barry Sanders vs Kansas	1988
	5	Barry Sanders vs Tulsa	1988
Rushing Yards In A Half	217	Barry Sanders vs Kansas	1988
Yards Per Carry (min 10 rushes)	13.5	Keith Toston vs. Missouri St	2008
Passes Attempted	67	Spencer Sanders at Oklahoma	2022
Passes Completed	47	Brandon Weeden at Texas A&M	2011
Passing Yards	540	Mason Rudolph vs Pittsburgh	2016
Passing Yards In A Half	423	Mason Rudolph at Pittsburgh	2017
Passing Touchdowns	7	Josh Fields vs SMU	2003
Highest Completion Pct.			
Min. 10 attempts	100.0 (11-11)	Wes Lunt vs. Savannah St.	2012
Min. 20 attempts	88.9 (24-27)	J.W. Walsh at UTSA	2013
Most Passes Had Intercepted	5	Ike Jackson vs. Colorado	1982
	5	Gary Porter at Colorado	1992
Highest Efficiency Rating			
Min. 10 attempts	311.5	Josh Fields vs. Baylor	2002
Min. 20 attempts	262.0	Taylor Cornelius at Kansas	2018
Receptions	16	Alex Loyd vs Kansas	1949
Receiving Yards	300	Adarius Bowman at Kansas	2006
Receiving Touchdowns	7*	Rashaun Woods vs SMU	2003
Receiving Touchdowns in a Half	5*	Rashaun Woods vs. SMU	2003
Total Offense Plays	84	Spencer Sanders vs. Oklahoma	2022
Total Offensive Yards	522	Mason Rudolph vs Pittsburgh	2016
All-Purpose Yards	386	Barry Sanders vs. Kansas	1988

Defense

Tackles	27	Gary Darnell vs. Texas Tech	1969
Sacks	4.0	Gary Lewis vs. Colorado	1982
Tackles For Loss	5.5	Emmanuel Ogbah at Kansas	2014
Fumbles Forced	3	Amen Ogbongbemiga at TCU	2020
Fumbles Recovered	3	Pagitte McGee at Fla. Atlantic	2005
Fumble Return Yards	93	Terrance Robinson at Kansas	2002
Interceptions	5*	Lee Cook vs. Detroit	1942
Interception Return Yards	112	Bob Fenimore vs. Denver	1944
Pass Breakups	6	Kolby Harvell-Peel at Iowa State	2019

Special Teams

PAT Conversions	12	Quinn Sharp vs. Savannah St.	2012
Consecutive PAT Conversions	12	Quinn Sharp vs. Savannah St.	2012
Points Scored by a Kicker	19	Quinn Sharp vs. Louisiana	2011
Field Goals Made	5	Quinn Sharp vs. TCU	2012
	5	Larry Roach vs Missouri	1982
Field Goals Attempted	6	Cary Blanchard vs. Northern Iowa	1990
Punts	22	Ralph Higgins vs Kansas	1923
Punting Yards	656	Quinn Sharp at Oklahoma	2009
Avg. Yards Per Punt (min. 2)	60.4	Quinn Sharp vs Nebraska	2010
Punts Downed Inside the 20	6	Zach Sinor at West Virginia	2015
	6	Barry Vincent vs. Colorado	1991
Kicks Blocked	2	Vincent Taylor vs. Texas	2016
	2	Zack Craig vs. Texas Tech	2012
	2	Leslie O'Neal vs. Missouri	1984
Punt Returns	9	Bob Fenimore vs Texas Tech	1943
Punt Return Yards	181	Bob Fenimore vs Texas Tech	1943
Yards Per Punt Return (min. 2)	62.0	Josh Stewart vs. TCU	2013
Kickoff Returns	6	9 times, last by B. Johnson at Oklahoma	2020
Kickoff Return Yards	208	Chris Massey vs Baylor	2001
Yards Per Kick Return (min. 2)	71.0	Brennan Presley vs. Oklahoma	2021

Single Season

Offense

Points Scored	264*	Barry Sanders	1988
Average Points Scored Per Game	22.0*	Barry Sanders	1988
Touchdowns Scored	44*	Barry Sanders	1988
Average Touchdowns Scored Per Game	3.7*	Barry Sanders	1988
Most Games Scoring Two or More TDs	12*	Barry Sanders	1988
Most Consec. Games With Two or More TDs	12*	Barry Sanders	1988
Most Games Scoring 3 or More Touchdowns	10*	Barry Sanders	1988
Most Consec. Games Scoring 3 or More TDs	5*	Barry Sanders	1988
Most TDs Scored by 2 Players, Same Team	60*	Barry Sanders and Hart Lee Dykes	1988
Most Points Scored by 2 Players, Same Team	360*	Barry Sanders and Hart Lee Dykes	1988
Rushing Attempts	373	Barry Sanders	1988
Rushing Yards	2,850*	Barry Sanders	1988
Average Rushing Yards Per Game	237.5*	Barry Sanders	1988
Average Yards Per Carry (min. 282 carries)	7.64*	Barry Sanders	1988
Fewest Yards Lost	0 (185)	Robert Turner	1975
(min. 50 carries)	0 (59)	Walt Garrison	1963
	0 (51)	Lee Cook	1941
Rushing Touchdowns	42*	Barry Sanders	1988
Average Rushing Touchdowns Per Game	3.5*	Barry Sanders	1988
Most Games with 2 or More Rushing TDs	12*	Barry Sanders	1988
Most 300-Yard Rushing Games	4*	Barry Sanders	1988
Most Consecutive 200-Yard Rushing Games	6*	Barry Sanders	1988
Most Rushing Yards in 3 Consecutive Games	937*	Barry Sanders	1988
Most Rushing Yards in 4 Consecutive Games	1,159*	Barry Sanders	1988
Most Rushing Yards in 5 Consecutive Games	1,472*	Barry Sanders	1988
Most Rushing Yards in 6 Consecutive Games	1,694*	Barry Sanders	1988
Consecutive 100-Yard Rushing Games	12	Barry Sanders	1988
Consecutive Games With Rushing TD	12	Barry Sanders	1988
Passes Completed	409	Brandon Weeden	2011
Passes Attempted	565	Brandon Weeden	2011
Passing Yards	4,904	Mason Rudolph	2017
Passing Touchdowns	37	Brandon Weeden	2011
	37	Mason Rudolph	2017
Highest Completion Pct.	72.4 (409-565)	Brandon Weeden	2011
Pass Efficiency (min. 100 attempts)	170.6	Mason Rudolph	2017
Yards Per Pass (min 100 attempts)	10.0	Mason Rudolph	2017
Yards Per Completion (min. 100 att)	19.1	Brent Blackman	1972
Passing Yards Per Game	377.2	Mason Rudolph	2017
Interception Avoidance	0.9 (4-448)	Mason Rudolph	2016
Most Passes Had Intercepted	21	Tony Pounds	1970
Receptions	122	Justin Blackmon	2011
Receiving Yards	1,782	Justin Blackmon	2010
Receiving Touchdowns	20	Justin Blackmon	2010
Yards Per Catch (min. 30 receptions)	20.93	James Washington	2017
Receptions Per Game	9.38	Justin Blackmon	2011
Consecutive Games With TD Catch	12*	Justin Blackmon	2010
Consec. Games With 100 Receiving Yds.	12*	Justin Blackmon	2010
Total Offensive Yards	4,939	Mason Rudolph	2017
Total Offense Per Game	379.9	Mason Rudolph	2017
Total Offense Per Play	8.98	Mason Rudolph	2017
Touchdowns Responsible For	47	Mason Rudolph	2017
All-Purpose Yards	3,526	Barry Sanders	1988
Average All-Purpose Yards Per Game	293.8*	Barry Sanders	1988

* NCAA Record

School Records - Individual

Defense

Tackles	183	Mike Green	1982
Tackles For Loss	21.5	Juqua Thomas	2000
Yards From Tackles For Loss	139	Gary Lewis	1981
Sacks	16.0	Leslie O'Neal	1984
Yards From Sacks	118	Leslie O'Neal	1984
Passes Intercepted By	8	John Gates	1969
	8	Adam Hinds	1983
	8	Alvin Brown	1972
Interception Return Yards	176	Mark Moore	1985
Interception Return TDs	2	By 8, last Justin Phillips	2017
Fumbles Forced	5	By 4, last Dexter Manley	1979
Fumbles Recovered	7	Phillip Dokes	1974
Fumble Return Yards	97	Terrance Robinson	2002
Pass Breakups	17	Darrent Williams	2003
QB Hurries	19	Emmanuel Ogbah	2015

Special Teams

PAT Kicks Made	79	Quinn Sharp	2011
PAT Kicks Attempted	80	Quinn Sharp	2011
PAT Kick Percentage	100.0	21 times, last Tanner Brown	2022
Consecutive PAT Conversions	70	Matt Ammendola	2017
Field Goals Made	28	Quinn Sharp	2012
Field Goals Attempted	34	Quinn Sharp	2012
Field Goal Percentage (min 10 att.)	95.7	Tanner Brown	2022
Punts	81	Kip Smith	2014
Punt Yards	3,506	James Benien	1971
Average Yards Per Punt	46.28	Quinn Sharp	2011
Kicks Blocked	4	Vincent Taylor	2016
	4	Rod Warner	1971
Punt Returns	40	Terance Richardson	1999
Punt Return Yards	591	Terance Richardson	1999
Punt Return Average (min. 10 returns)	20.45	Larry Elliott	1963
Punt Return TDs	2	Josh Stewart	2013
	2	Dez Bryant	2008
	2	Darrent Williams	2003
	2	Barry Sanders	1987
Kickoff Returns	32	Justin Gilbert	2012
Kickoff Return Yards	895	Perrish Cox	2008
Kickoff Return TD	2	By 6, last Tyreek Hill	2014
Yards Per Kickoff Return (min 10 KR)	34.80	Chris Massey	2001



2017 Johnny Unitas Golden Arm Award winner Mason Rudolph

Career

Offense

Points Scored	433	Ben Grogan	2013-16
Touchdowns Scored	60	Barry Sanders	1986-88
Rushing Attempts	989	Thurman Thomas	1984-87
Rushing Yards	5,001	Thurman Thomas	1984-87
Rushing Touchdowns	53	Barry Sanders	1986-88
Rushing Yards Per Carry (min. 200 att)	6.80	Barry Sanders	1986-88
Rushing Yards Per Game	118.7	Barry Sanders	1986-88
Quarterback Rushing Yards	1,956	Spencer Sanders	2019-22
Fewest Yards Lost (min. 100 att.)	18	George Palmer	1972-74
Most Games with 2+ Rushing TDs	12*	Barry Sanders	1988
Consecutive Games with a Rushing TD	15	Barry Sanders	1987-88
Most 300-Yard Rushing Games	4*	Barry Sanders	1988
Passes Attempted	1,447	Mason Rudolph	2014-17
Passes Completed	915	Mason Rudolph	2014-17
Passing Yards	13,618	Mason Rudolph	2014-17
Passing Touchdowns	92	Mason Rudolph	2014-17
Passing Efficiency (min. 200 att)	159.7	Mason Rudolph	2014-17
Highest Completion Pct. (min. 200 att)	69.5	Brandon Weeden	2008-11
Yards Per Pass (min. 200 att)	9.4	Mason Rudolph	2014-17
Yards Per Completion (min 200 att)	18.7	Charlie Weatherbie	1973-76
Passing Yards Per Game (min. 20 games)	324.2	Mason Rudolph	2014-17
Interception Avoidance (min. 200 att)	1.8 (26-1447)	Mason Rudolph	2014-17
Consecutive Games with a TD Pass	24	Brandon Weeden	2010-11
Receptions	293	Rashaun Woods	2000-03
Receiving Yards	4,472	James Washington	2014-17
Receiving Touchdowns	42	Rashaun Woods	2000-03
Yards Per Reception (min. 60 rec.)	19.79	James Washington	2014-17
Consec. Games with 100 Yards Receiving	14*	Justin Blackmon	2010-11
Consec. Games with 100 Rec. yds and a TD	14*	Justin Blackmon	2010-11
Total Offense Plays	1,746	Spencer Sanders	2019-22
Total Offense Yards	13,646	Mason Rudolph	2014-17
All-Purpose Yards	6,017	Thurman Thomas	1984-87
Consecutive Games with 2+ TDs	12*	Barry Sanders	1988

Defense

Tackles	496	John Corker	1976-79
Tackles For Loss	63.0	Jason Gildon	1990-93
Sacks	34.0	Leslie O'Neal	1982-85
Pass Breakups	45	Chris Rockins	1980-83
QB Hurries	26	Emmanuel Ogbah	2012-15
Interceptions	18	Bob Fenimore	1943-46
Interception Return Yards	422	Bob Fenimore	1943-46
Fumbles Forced	10	Stacey Satterwhite	1988-91
Fumbles Recovered	15	Phillip Dokes	1974-76
Fumble Return Yards	97	Terrence Robinson	1999-02

Special Teams

PAT Kicks Made	229	Ben Grogan	2013-16
PAT Kicks Attempted	234	Ben Grogan	2013-16
Consecutive PAT Conversions	181	Dan Bailey	2007-10
Field Goals Made	69	Larry Roach	1981-84
Field Goals Attempted	105	Larry Roach	1981-84
Field Goal Pct. (min 15 att.)	88.6 (39-44)	Tanner Brown	2021-22
Punts	247	Scott Elder	1998-2001
Punt Yards	10,243	Cliff Parsley	1973-76
Average Yards Per Punt	45.89	Quinn Sharp	2009-12
Punt Returns	76	Bennie Goodwin	1967-69
Punt Return Yards	903	Terance Richardson	1995-99
Punt Return Touchdowns	3	Darrent Williams	2001-04
	3	Dez Bryant	2007-09
	3	Barry Sanders	1986-88
Punt Return Average	21.9	Darrent Williams	2001-04
Kickoff Returns	117	Perrish Cox	2006-09
Kickoff Return Yards	2,804	Perrish Cox	2006-09
Kickoff Return Average	28.08	Chris Massey	1999-02
Kickoff Return Touchdowns	6	Justin Gilbert	2010-13
Games Started	51	Andre Sexton	2006-09
Games Played	62	Brock Martin	2018-22

* NCAA Record



Team Single-Game Lists

Largest margin of victory

1.	134	Phillips (134-0)	Oct 9, 1914
2.	117	Southwestern Oklahoma (117-0)	Oct 21, 1916
3.	109	Phillips (112-3)	Oct 10, 1913
4.	90	Northwestern Oklahoma (90-0)	Oct 7, 1916
	90	Oklahoma Methodist (90-0)	Nov 9, 1912
6.	84	Savannah State (84-0)	Sep 1, 2012
	84	Kingfisher (84-0)	Oct 28, 1911
8.	81	Central Oklahoma (81-0)	Oct 4, 1912
9.	79	Blackwell College (79-0)	Oct 11, 1912
10.	77	Northwestern Oklahoma (77-0)	Nov 6, 1915

Largest margin of victory - modern era (1945-present)

1.	84	Savannah State (84-0)	Sep 1, 2012
2.	63	Southern Illinois (70-7)	Sep 29, 1973
3.	60	Texas Tech (66-6)	Nov 12, 2011
4.	59	Wichita State (59-0)	Sep 14, 1974
5.	56	UAPB (63-7)	Sep 17, 2022
	56	Lamar (59-3)	Sep 14, 2013
7.	55	UTSA (69-14)	Sep 19, 2015
8.	54	Southeastern Louisiana (61-7)	Sep 3, 2016
	54	UTEP (54-0)	Sep 24, 1977
	54	North Texas (61-7)	Sep 27, 1975
11.	53	Louisiana-Lafayette (56-3)	Oct 4, 2003
	53	Kansas State (56-3)	Nov 15, 1975

Most points scored

1.	134	Phillips	Oct 9, 1914
2.	117	Southwestern (Okla.)	Oct 21, 1916
3.	112	Phillips	Oct 10, 1913
4.	90	Northwestern (Okla.)	Oct 7, 1916
	90	Oklahoma Methodist	Nov 9, 1912
6.	84	Savannah State	Sep 1, 2012
	84	at Kingfisher	Oct 28, 1911
8.	81	Central Oklahoma	Oct 4, 1912
9.	79	Blackwell College	Oct 11, 1912
10.	77	at Northwestern (OK)	Nov 6, 1915

Most points scored - modern era (1945-present)

1.	84	Savannah State	Sep 1, 2012
2.	70	at Texas Tech	Oct 31, 2015
	70	Kansas	Oct 8, 2011
	70	Southern Illinois	Sep 29, 1973
5.	69	UTSA	Sep 19, 2015
6.	66	Baylor	Nov 11, 2006
	66	at Texas Tech	Nov 12, 2011
8.	65	Louisiana	Sep 15, 2012
	65	Tulsa	Sep 18, 2010
	65	Washington State	Sept 4, 2010

Most points scored in a half

1.	88	Phillips	Oct 9, 1914
2.	65	Phillips	Oct 10, 1913
3.	63	Southwestern (Okla.)	Oct 21, 1916
4.	57	Northwestern (Okla.)	Oct 7, 1916
5.	56	Kansas	Oct 8, 2011
	56	Southern Illinois	Sep 29, 1973
7.	54	Southwestern (Okla.)	Oct 21, 1916
8.	51	Oklahoma Methodist	Nov 9, 1912
9.	49	UAPB	Sep 17, 2022
	49	at Pittsburgh	Sep 16, 2017
	49	Savannah State	Sep 1, 2012
	49	at Texas Tech	Nov 12, 2011
	49	Baylor	Nov 23, 2002
14.	47	Phillips	Oct 10, 1913

Most points scored in a half - modern era (1945-present)

1.	56	Kansas	Oct 8, 2011
	56	Southern Illinois	Sep 29, 1973
3.	49	UAPB	Sep 17, 2022
	49	at Pittsburgh	Sep 16, 2017
	49	Savannah State	Sep 1, 2012
	49	at Texas Tech	Nov 12, 2011
	49	Baylor	Nov 23, 2002
8.	45	SMU	Sep 21, 2002
	45	vs. Wyoming	Dec 30, 1988
10.	44	Central Michigan	Sep 1, 2022
	44	Louisiana	Sep 15, 2012
12.	42	at Texas Tech	Oct 31, 2015
	42	Houston	Sep 6, 2008

Most points scored in a quarter

1.	53	Phillips	Oct 9, 1914
2.	46	Phillips	Oct 10, 1913
3.	35	Savannah State	Sep 1, 2012
	35	Kansas	Oct 8, 2011
	35	Baylor	Nov 23, 2002
	35	Southern Illinois	Sep 29, 1973
	35	Southwestern (Okla.)	Oct 21, 1916
	35	Phillips	Oct 9, 1914
9.	33	Phillips	Oct 10, 1913
10.	32	Phillips	Oct 9, 1914
	32	Oklahoma Methodist	Nov 9, 1912
12.	30	at Colorado	Oct 29, 1983
	30	Northwestern (Okla.)	Oct 7, 1916
14.	28	Many times, most recent vs. UAPB	Sep 17, 2022

Most points in a quarter - modern era (1945-present)

1.	35	Savannah State	Sep 1, 2012
	35	Kansas	Oct 8, 2011
	35	Baylor	Nov 23, 2002
	35	Southern Illinois	Sep 29, 1973
5.	30	at Colorado	Oct 29, 1983
6.	28	UAPB	Sep 17, 2022
	28	Central Michigan	Sep 1, 2022
	28	McNeese	Sept. 7, 2019
	28	Oklahoma	Nov 4, 2017
	28	at Pittsburgh	Sept 16, 2017
	28	Southeastern Louisiana	Sep 3, 2016
	28	at Texas Tech	Oct 31, 2015
	28	UTSA	Sep 19, 2015
	28	Texas Tech	Nov 17, 2012
	28	at Texas Tech	Nov 12, 2011
	28	Houston	Sep 6, 2008
	28	Baylor	Nov 11, 2006
	28	Louisiana-Lafayette	Oct 4, 2003
	28	SMU	Sep 21, 2002
	28	vs. Wyoming	Dec 30, 1988
	28	at Iowa State	Nov 19, 1988
	28	Kansas State	Oct 31, 1987

Most touchdowns scored*

1.	12	Savannah State	Sep 1, 2012
2.	10	at Texas Tech	Oct 31, 2015
	10	Kansas	Oct 8, 2011
	10	Southern Illinois	Sep 29, 1973
5.	9	UAPB	Sep 17, 2022
	9	UTSA	Sep 19, 2015
	9	at Texas Tech	Nov 12, 2011
	9	Washington State	Sept 4, 2010
	9	Baylor	Nov 11, 2006
	9	Baylor	Nov 23, 2002
	9	Kansas	Nov 12, 1988

*The scoring breakdown was not available in records kept from games prior to 1920.

Most first downs

1.	39	at Oklahoma	Nov 10, 2018
	39	Louisiana	Sep 15, 2012
3.	36	Baylor	Nov 6, 2010
	36	Kansas	Nov 20, 2010
5.	35	TCU	Nov 13, 2021
	35	West Virginia	Nov 17, 2018
	35	Troy	Sep 27, 2008
	35	Wyoming	Sept 6, 2003
	35	Kansas	Nov 12, 1988
10.	34	Notre Dame	Jan 1, 2022
	34	vs. Wyoming	Dec 30, 1988
12.	33	Kansas	Oct 24, 2015
	33	Savannah State	Sep 1, 2012
	33	at Texas A&M	Sep. 24, 2011
	33	vs. Texas Tech	Dec 4, 1988

Most rushing attempts

1.	76	at Colorado	Oct 29, 1983
	76	at Kansas State	Nov 13, 1976
	76	Wichita State	Sep 14, 1974
	76	UT-Arlington	Sep 16, 1972
5.	72	Utah State	Sep 21, 1996
6.	71	Mississippi State	Sep 19, 1998
7.	70	Iowa State	Nov 20, 1982
8.	67	at UCLA	Sep 4, 2004
9.	66	Missouri	Oct 30, 1982
10.	65	vs Texas Tech	Dec. 4, 1988
	65	Colorado	Oct 27, 1984

Most rushing yards

1.	580	UT-Arlington	Sep 16, 1972
2.	536	Kansas	Nov 12, 1988
3.	528	Wichita State	Sep 14, 1974
4.	477	UTEP	Sep 24, 1977
5.	467	UT-Arlington	Sep 15, 1973
6.	450	Missouri State	Sep 13, 2008
7.	447	TCU	Nov 13, 2021
8.	440	Louisiana-Lafayette	Nov 14, 1998
9.	435	Southern Illinois	Sep 29, 1973
	435	Wichita State	Nov 19, 1949
11.	433	vs Texas Tech	Dec. 4, 1988

Most rushing touchdowns*

1.	9	Savannah State	Sep 1, 2012
2.	8	TCU	Nov 13, 2021
3.	7	Missouri State	Sep 13, 2008
	7	Southern Illinois	Sep 29, 1973
5.	6	Tulsa	Oct 1, 1998
	6	Mississippi State	Sep 19, 1998
	6	vs Wyoming	Dec 30, 1988
	6	Kansas	Nov 12, 1988
	6	Iowa State	Nov 21, 1987
	6	Kansas State	Oct 31, 1987

*The scoring breakdown was not available in games prior to 1920.

Highest average gain per rush (20 rushes)

1.	12.1	Baylor	Oct 29, 2011	27-327
2.	9.4	Savannah State	Sep 1, 2012	42-395
	9.4	Iowa State	Nov 21, 1987	44-413
4.	9.2	Kansas	Nov 12, 1988	58-536
5.	9.0	Tulsa	Aug 31, 2017	37-332
6.	8.9	Louisiana-Lafayette	Oct 4, 2003	34-303
7.	8.5	Kansas State	Sep 28, 2019	44-373
8.	8.4	Oklahoma	Dec 3, 2011	33-278
9.	8.3	at Iowa State	Nov 19, 1988	40-333
10.	8.2	Kansas	Nov 15, 2003	36-295

Most passes attempted

1.	67	at Oklahoma	Nov 19, 2022
2.	60	at Arizona	Sept 8, 2012
	60	at Texas A&M	Sep 24, 2011
4.	58	Texas	Oct 22, 2022
	58	at Iowa State	Nov 18, 2011
6.	57	vs. Missouri	Jan 3, 2014
7.	56	Kansas State	Oct 3, 2015
8.	54	Oklahoma	Nov 4, 2017
9.	53	at Oklahoma	Nov 10, 2018
	53	Kansas State	Nov 18, 2017
	53	at Baylor	Dec 1, 2012
	53	Arizona	Sep 8, 2011

Most completions

1.	47	at Texas A&M	Sep 24, 2011
2.	42	at Iowa State	Nov 18, 2011
	42	Arizona	Sep 08, 2011
4.	38	Kansas	Oct 08, 2011
5.	37	at Arizona	Sept 8, 2012
6.	36	at Oklahoma	Nov 19, 2022
	36	Kansas State	Nov 5, 2011
8.	35	Texas	Oct 22, 2022
	35	Kansas State	Oct 3, 2015
	35	at UTSA	Sep 7, 2013
11.	34	vs. Notre Dame	Jan 1, 2022
	34	Baylor	Nov 6, 2010
	34	at Oklahoma	Nov 10, 2018



Team Single-Game Lists

Highest completion percentage (20 attempts)

1.	86.4	Fresno State	Sep 13, 1997	19-22
2.	85.2	at Baylor	Oct 24, 2009	23-27
3.	82.8	vs Wyoming	Dec 30, 1988	24-29
4.	81.4	at UTSA	Sep 7, 2013	35-43
5.	80.8	Tulsa	Aug 31, 2017	21-26
6.	80.6	at Iowa State	Nov 11, 2017	25-31
7.	80.5	at Texas Tech	Nov 12, 2011	33-41
8.	79.2	Arizona	Sep 8, 2011	42-53
9.	79.2	at Oregon State	Aug 30, 2019	19-24
	79.2	at Iowa State	Nov 7, 2009	19-24

Most passing yards

1.	574	Tulsa	Sep 18, 2010
2.	572	at Pittsburgh	Sep 16, 2017
3.	540	Pittsburgh	Sep 17, 2016
4.	518	at UTSA	Sep 7, 2013
5.	502	Kansas State	Nov 5, 2011
6.	501	at Oklahoma	Nov 10, 2018
7.	494	Kansas	Nov 25, 2017
	494	Kansas	Oct 8, 2011
9.	478	at Texas Tech	Oct 31, 2015
10.	476	at Iowa State	Nov 18, 2011

Most passing yards per attempt (20 attempts)

1.	16.3	Baylor	Nov 23, 2013	27-440
2.	15.6	at Kansas	Sep 29, 2018	20-312
3.	15.5	at Pittsburgh	Sep 16, 2017	37-572
4.	15.2	Houston	Sep 6, 2008	21-320
5.	14.4	Iowa State	Nov 1, 2008	29-419
6.	14.3	Baylor	Oct 14, 2017	33-471
7.	14.1	Texas Tech	Nov 12, 2016	28-395
8.	14.0	Texas	Oct 1, 2016	28-392
9.	13.9	TCU	Nov 7, 2015	27-375
10.	13.3	Tulsa	Sep 18, 2010	43-574

Most passing yards per completion (10 completions)

1.	23.6	Baylor	Oct 13, 2017	20-471
2.	22.9	Houston	Sep 6, 2008	14-320
3.	22.3	Baylor	Nov 23, 2002	13-290
4.	22.2	Texas State	Sep 16, 2000	10-222
5.	22.0	at Pittsburgh	Sep 16, 2017	26-572
6.	21.8	Texas Tech	Sep 25, 2014	17-370
7.	21.6	at Baylor	Nov 22, 2014	13-281
	21.6	at Houston	Sep 23, 2006	13-281
9.	21.3	Missouri	Oct 25, 1997	15-319
10.	21.2	Missouri	Oct 17, 1992	13-275

Most touchdown passes*

1.	8	Tulsa	Sep 18, 2010
2.	7	Kansas	Oct 8, 2011
	7	at SMU	Sep 20, 2003
4.	6	UAPB	Sep 17, 2022
	6	at UTSA	Sep 7, 2013
	6	at Kansas	Nov 16, 2002
7.	5	McNeese	Sep 7, 2019
	5	West Virginia	Nov 17, 2018
	5	Missouri State	Aug 30, 2018
	5	Oklahoma	Nov 4, 2017
	5	at Pittsburgh	Sep 16, 2017
	5	at Kansas State	Nov 5, 2016
	5	TCU	Nov 7, 2015
	5	at Texas Tech	Oct 31, 2015
	5	vs Purdue	Jan 1, 2013
	5	at Texas Tech	Nov 12, 2011
	5	at Louisiana	Oct 8, 2010
	5	Iowa State	Nov 1, 2008
	5	at Kansas	Oct 14, 2006
	5	Fresno State	Sep 13, 1997

*The scoring breakdown was not available in games prior to 1920.

Most passes had intercepted

1.	6	Nebraska	Nov 7, 1981
2.	5	at Colorado	Nov 7, 1992
	5	Colorado	Oct 16, 1982
4.	4	Many times, most recent at Oklahoma	Nov 19, 2022

Highest passing efficiency rating (min. 11 attempts)

1.	291.9	at Colorado	Oct 9, 2004
2.	264.8	Fresno State	Sep 13, 1997
3.	262.0	at Kansas	Sep 29, 2018
4.	253.7	Texas A&M	Oct 4, 2008
5.	251.3	Baylor	Nov 23, 2013
6.	244.4	TCU	Nov 7, 2015
7.	241.0	Tulsa	Sep 18, 2010
8.	240.3	Iowa State	Nov 1, 2008
9.	239.3	at Pittsburgh	Sep 16, 2017
10.	232.7	at Kansas	Nov 16, 2002

Most total plays

1.	102	at Oklahoma	Nov 19, 2022	35 rush, 67 pass
2.	101	at Baylor	Sep 24, 2016	55 rush, 46 pass
	101	at Colorado	Oct 29, 1983	76 rush, 25 pass
4.	98	Texas	Oct 22, 2022	40 rush, 58 pass
5.	96	vs Missouri	Jan 3, 2014	39 rush, 33 pass
	96	Louisiana	Sep 15, 2012	59 rush, 37 pass
7.	95	vs Notre Dame	Jan 1, 2021	44 rush, 51 pass
	95	at Texas A&M	Sep 24, 2011	35 rush, 60 pass
	95	Colorado	Oct 16, 1982	62 rush, 33 pass
10.	94	Texas Tech	Sep 22, 2007	61 rush, 33 pass
11.	93	at Texas Tech	Oct 5, 2019	56 rush, 37 pass
12.	92	Missouri State	Aug 30, 2018	54 rush, 38 pass
	92	at Arizona	Sep 8, 2012	32 rush, 60 pass
	92	vs Texas Tech	Dec. 4, 1988	65 rush, 27 pass
	92	at Louisville	Sep 25, 1982	63 rush, 29 pass

Most total yards

1.	744	Baylor	Oct 14, 2017	276 rush, 471 pass
2.	742	Louisiana	Sep 15, 2012	330 rush, 412 pass
3.	732	Missouri State	Aug 30, 2018	431 rush, 301 pass
4.	725	Baylor	Nov 6, 2010	290 rush, 435 pass
5.	722	Tulsa	Sep 18, 2010	148 rush, 574 pass
6.	717	Kansas	Nov 12, 1988	536 rush, 181 pass
7.	699	Houston	Sep 6, 2008	379 rush, 320 pass
8.	698	vs Wyoming	Dec 30, 1988	320 rush, 378 pass
9.	682	TCU	Nov 13, 2021	447 rush, 235 pass
	682	Savannah State	Sep 1, 2012	395 rush, 287 pass
	682	Iowa State	Nov 1, 2008	263 rush, 419 pass

Most yards per play

1.	10.5	Baylor	Oct 14, 2017	71-747
2.	10.5	Iowa State	Nov 1, 2008	65-682
3.	10.2	Tulsa	Aug 31, 2017	63-640
4.	10.0	at Kansas State	Nov 5, 2016	64-637
5.	9.7	Houston	Sep 6, 2008	72-699
6.	9.5	Baylor	Oct 29, 2011	63-601
7.	9.4	at Pittsburgh	Sep 16, 2017	72-676
8.	9.4	Tulsa	Sep 18, 2010	77-722
9.	9.3	at Kansas	Nov 16, 2002	59-549
10.	9.2	Kansas	Nov 12, 1988	78-717

Most all-purpose yards gained

1.	920	Tulsa	Sep 18, 2010
2.	903	Savannah State	Sep 1, 2012
3.	886	Baylor	Nov 6, 2010
4.	881	Louisiana	Sep 15, 2012
5.	868	Houston	Sep 6, 2008
6.	859	at Texas Tech	Oct 31, 2015
7.	827	Louisiana	Sep 3, 2011
8.	824	Baylor	Oct 14, 2017
9.	806	Kansas	Nov 12, 1988
10.	787	at Arizona	Sept 8, 2012

Most all-purpose attempts

1.	99	at Colorado	Oct 29, 1983
2.	95	Louisiana	Sep 15, 2012
3.	91	at Baylor	Nov 20, 1999
	91	vs Texas Tech	Dec. 4, 1988
5.	90	at Texas A&M	Sep 24, 2011
	90	Mississippi State	Sep 19, 1998
7.	89	at Kansas	Nov. 4, 1989
8.	88	at Tulsa	Sep 18, 2011
	88	Colorado	Oct 16, 1982
10.	86	at West Virginia	Oct 28, 2017
	86	at Baylor	Sep 24, 2016
	86	Texas Tech	Sep 22, 2007
	86	Louisiana-Lafayette	Nov 14, 1998

Most punt returns

1.	9	Savannah State	Sept 1, 2012
	9	Texas Tech	Sep 24, 1943
3.	8	vs Louisiana Tech	Aug 31, 2002
	8	Fresno State	Sep 13, 1997
	8	Louisiana-Lafayette	Sept 4, 1999
6.	7	Kansas	Nov 13, 1999
	7	Iowa State	Nov 20, 1982
	7	Colorado	Nov 6, 1993
	7	Wyoming	Sep 6, 2003
	7	Florida Atlantic	Sep 8, 2007
	7	Missouri State	Sep 13, 2003
	7	Texas State	Sep 16, 2000

Most punt return yards

1.	208	Drake	Nov 23, 1946
2.	164	Louisiana-Lafayette	Oct 4, 2003
3.	162	SMU	Sep 18, 2004
4.	158	Missouri State	Sep 2, 2006
5.	157	Kansas	Nov 13, 1999
6.	153	Savannah State	Sept 1, 2012
7.	143	Baylor	Nov 23, 2002
8.	129	Louisiana-Monroe	Sep 27, 1997
9.	127	vs Louisiana Tech	Aug 31, 2002
10.	124	TCU	Oct 19, 2013
	124	at Washington State	Aug 30, 2008

Yards per punt return (2 returns)

1.	62.0	TCU	Oct 19, 2013	2-124
2.	58.0	Troy	Sep 11, 2010	2-116
3.	43.5	Texas A&M	Oct 4, 2008	2-87
4.	43.0	at Oklahoma	Oct 7, 1989	2-86
	43.0	Louisiana-Monroe	Sep 27, 1997	3-129
6.	42.5	Baylor	Nov 13, 2004	2-85
7.	41.0	Louisiana-Lafayette	Oct 4, 2003	4-164
8.	37.5	Colorado	Oct 10, 1987	2-75
9.	36.5	vs Purdue	Jan 1, 2013	2-73
10.	32.4	SMU	Sep 18, 2004	5-162

Most kick returns

1.	11	at Texas A&M	Oct 15, 2005
	11	Oklahoma	Nov 30, 1946
3.	9	Oklahoma	Nov 29, 2008
4.	8	Baylor	Nov 21, 2015
	8	Nebraska	Aug 31, 1995
	8	at Baylor	Nov 22, 2014
	8	at Texas	Nov 4, 2006
	8	Kansas State	Nov 5, 2011
	8	Oklahoma	Nov 27, 2010
	8	Nebraska	Oct 21, 1989
	8	Texas	Oct 31, 2009
	8	Houston	Sep 12, 2009
	8	at Florida	Sept 8, 1990

Most kick return yards

1.	228	Oklahoma	Nov 27, 2010	8 returns
	228	Oklahoma	Nov 29, 2008	9 returns
3.	225	at Texas A&M	Oct 15, 2005	11 returns
4.	220	Texas Tech	Nov 10, 2001	6 returns
5.	212	Missouri	Oct 08, 2005	6 returns
6.	207	at Baylor	Oct 1, 2022	5 returns
7.	206	at Texas	Nov 04, 2006	8 returns
8.	196	Tulsa	Sep 5, 1987	5 returns
9.	187	West Virginia	Nov 10, 2012	5 returns
	187	Texas	Oct 13, 2001	6 returns
11.	181	Kansas State	Oct 20, 2007	5 returns

Yards per kick return (2 returns)

1.	63.5	at Texas	Oct 15, 2011	2-127
2.	59.5	Missouri State	Sep 2, 2006	2-119
3.	58.0	Tulsa	Sep 11, 2021	2-116
4.	45.7	at Kansas	Nov 14, 1987	3-137
5.	43.3	Miami (Ohio)	Sep 10, 1988	3-130
6.	43.0	Kansas	Nov 9, 2013	3-129
7.	42.7	at Washington State	Aug 30, 2008	3-128
8.	41.7	at Kansas State	Oct 7, 2006	3-125
9.	41.4	at Baylor	Oct 1, 2022	5-207
10.	39.2	Tulsa	Sep 5, 1987	5-196
11.	37.4	West Virginia	Nov 10, 2012	5-187
12.	36.7	Texas Tech	Nov 10, 2001	6-220



Team Single-Game Lists

Most punts

1.	22	at Kansas	Oct 13, 1923
2.	14	at Oklahoma	Nov 28, 2009
3.	11	at Oklahoma	Nov 26, 2005
3.	11	at Oklahoma	Nov 13, 1993
11		at Nebraska	Oct 10, 1992
11		Iowa State	Nov 22, 1986
11		at Iowa State	Nov 23, 1985
8.	10	Numerous times, last vs Baylor	Nov 21, 2015

Punting average (2 punts)

1.	60.4	Nebraska	Oct 23, 2010	5 punts
2.	57.0	Kansas	Nov 18, 1995	2 punts
3.	54.7	UAPB	Sep 17, 2022	3 punts
4.	54.0	Arizona	Sep 8, 2011	3 punts
54.0		at Baylor	Sep 17, 1994	6 punts
6.	53.5	at Kansas	Oct 14, 2006	4 punts
53.5		Iowa State	Nov 19, 1987	2 punts
8.	53.4	at Oklahoma	Nov 24, 2012	5 punts
9.	53.3	Oklahoma	Oct 6, 1990	3 punts
10.	53.0	at Kansas	Oct 13, 2012	5 punts
53.0		at Houston	Sep 23, 2006	2 punts
53.0		Oklahoma	Nov 12, 1994	6 punts

Most punts by opponent

1.	13	Baylor	Nov 21, 1998
13		North Texas	Sep 11, 1982
3.	12	Savannah State	Sep 1, 2012
12		at Kansas State	Nov 21, 1992
12		at Iowa State	Nov 22, 1985
6.	11	at Oklahoma	Nov 19, 2022
11		UAPB	Sep 17, 2022
11		at Baylor	Dec. 12, 2020
11		at Texas	Oct 21, 2017
11		Pittsburgh	Sep 17, 2016
11		at Iowa State	Oct 26, 2013
11		Baylor	Nov 23, 2002
11		at Louisiana Tech	Aug 31, 2002
11		Kansas	Oct 25, 1986
11		Kansas State	Nov 9, 1985

Most turnovers by opponent

1.	10	Detroit	Nov 28, 1942
2.	8	Iowa State	Oct 24, 1992
3.	7	UTSA	Sep 19, 2015
7		Baylor	Nov 18, 2000
7		Oklahoma	Oct 15, 1983
7		Tulsa	Oct 1, 1983
7.	6	at Tulsa	Sep 17, 2011
6		Baylor	Nov 11, 2006
6		at Mississippi State	Sep 18, 1999
6		Oklahoma	Nov 8, 1997
6		Louisiana	Sep 6, 1997
6		Missouri State	Sep 11, 1993
6		Colorado	Nov 9, 1991
6		Wyoming	Sep 30, 1989
6		at Colorado	Oct 8, 1988
6		Kansas State	Oct 31, 1987
6		Colorado	Oct 10, 1987
6		at Colorado	Oct 29, 1983

Most turnovers by OSU

1.	8	at Baylor	Nov 19, 2005
8		at Colorado	Nov 7, 1992
8		Colorado	Oct 16, 1982
8		Denver	Oct 2, 1948
5.	7	Ole Miss	Jan 2, 2010
7		at Texas A&M	Oct 15, 2005
7		North Texas	Sep 11, 1982
8.	6	at Mississippi State	Sep 18, 1999
6		at Kansas State	Nov 21, 1992
10.	5	Several times, last at Texas Tech	Oct 5, 2019

Most fumbles

1.	15	Kansas	Nov 2, 1974
----	----	--------	-------------

Most fumbles lost

1.	8	Denver	Oct 2, 1948
----	---	--------	-------------

Most fumbles forced

1.	5	Baylor	Nov 18, 2000
2.	4	at TCU	Dec. 5, 2020
4		Boise State	Sep 15, 2018
4		UTSA	Sep 19, 2015
4		vs Purdue	Jan 1, 2013
4		Troy	Sep 11, 2010
4		Baylor	Nov 11, 2006
4		at Florida Atlantic	Sep 8, 2005
4		Iowa State	Oct 2, 2004
4		Baylor	Nov 21, 1998
4		at Michigan	Sep 19, 1992
4		at Colorado	Oct 8, 1988

Most fumbles recovered

1.	7	Baylor	Oct 21, 1972
7		Tulsa	Nov 1, 1952
7		Oklahoma	Nov 27, 1948
4.	6	Oklahoma	Oct 15, 1983
6		Tulsa	Oct 1, 1983
6.	5	UTSA	Sep 19, 2015
5		Iowa State	Oct 24, 1992
5		North Texas	Sep 10, 1983
9.	4	at TCU	Dec. 5, 2020
4		Southeastern Louisiana	Sep 3, 2016
4		Troy	Sep 11, 2010
4		at Florida Atlantic	Sep 8, 2005
4		Iowa State	Oct 2, 2004
4		Baylor	Nov 18, 2000
4		at Oklahoma	Nov 8, 1997
4		Missouri State	Sep 11, 1993
4		at Michigan	Sep 19, 1992
4		at Colorado	Oct 8, 1988
4		Texas A&M	Sep 24, 1988
4		Tulsa	Sep 5, 1987
4		at Tulsa	Sep 13, 1986
4		Nebraska	Oct 7, 1983

Most fumble return yards

1.	93	at Kansas	Nov 16, 2002	1 return
2.	85	at Kansas State	Nov. 7, 2020	1 return
3.	82	Tulsa	Aug 31, 2017	1 return
4.	78	Baylor	Nov 23, 2013	1 return
5.	64	Oklahoma	Dec 3, 2011	2 returns
6.	63	Texas A&M	Sep 30, 2010	1 return
7.	57	Baylor	Nov 11, 2006	1 return
57		Southern Miss	Sep 23, 2000	1 return
9.	56	West Virginia	Sep 26, 2020	1 return
10.	55	at Oklahoma	Nov 28, 2009	1 return

Most interceptions

1.	10	Detroit	Nov 28, 1942
2.	5	Kansas State	Oct 31, 1987
5		at Colorado	Oct 29, 1983
4.	4	at West Virginia	Oct 28, 2017
4		TCU	Nov 7, 2015
4		at Tulsa	Sep 18, 2011
4		Texas A&M	Sep 30, 2010
4		vs Ole Miss	Jan. 2, 2010
4		Northern Iowa	Sep 7, 2002
4		at Baylor	Nov 17, 2001
4		at Mississippi State	Sep 18, 1999
4		Wyoming	Sep 30, 1989
4		Bowling Green	Sept 15, 1984
4		at Arizona State	Sept 8, 1984
4		Kansas State	Nov 5, 1983
4		at Kansas	Oct 22, 1983
4		at Texas A&M	Sep 23, 1983

Most interception return yards

1.	145	at Baylor	Nov 17, 2001	4 returns
2.	143	Bowling Green	Sept 15, 1984	4 returns
3.	109	at Texas A&M	Sep 23, 1983	4 returns
4.	107	Tulsa	Sep 18, 2010	3 returns
5.	102	at West Virginia	Oct 28, 2017	3 returns
6.	99	Kansas State	Oct 5, 2013	3 returns
7.	98	at Texas	Oct 16, 2021	2 returns
8.	95	TCU	Oct 2, 1993	1 return
9.	91	at Kansas	Oct 22, 2016	2 returns
10.	86	Wyoming	Sep 30, 1989	4 returns
11.	85	West Virginia	Oct 29, 2016	2 returns

Fewest rushing yards allowed

1.	-33	at Kansas State	Nov 15, 1980
2.	-20	Tulsa	Sep 11, 1999
-20		Fresno State	Sep 13, 1997
4.	-17	North Texas	Sep 11, 1982
5.	-10	San Diego State	Sep 22, 1984
6.	-7	Southern Miss	Sep 23, 2000
-7		at Iowa State	Nov 21, 1981
8.	-3	at Texas Tech	Oct 7, 1944
9.	-2	at Kansas State	Sep 20, 1947
10.	-1	Wichita State	Sep 13, 1975
11.	0	at Oklahoma	Nov 24, 2001

Fewest passing yards allowed

1.	-3	at Arkansas	Sep 21, 1974
-3		Kansas State	Nov 19, 1955
3.	0	at Oklahoma	Nov 7, 1987
0		at Arkansas	Sep 18, 1976
0		at Oklahoma	Nov 30, 1974
0		Texas Tech	Oct 6, 1973
0		Kansas	Nov 15, 1958
0		Wichita State	Oct 8, 1955
9.	5	Texas Tech	Oct 3, 1953
5		at Oklahoma	Nov 29, 1947

Fewest total yards allowed

1.	29	at Kansas State	Sep 20, 1947
2.	61	Louisiana	Sep 4, 1999
3.	71	North Texas	Sep 11, 1982
4.	74	at Kansas State	Nov 15, 1980
5.	80	Drake	Nov 21, 1942
6.	82	Oklahoma	Sep 26, 1942
7.	85	at Arkansas	Sep 22, 1973
8.	86	at Baylor	Nov 20, 1999
9.	87	at Kansas State	Nov 24, 1962
10.	90	Drake	Nov 23, 1946

Most tackles

1.	124	at Colorado	Nov 2, 1985
2.	121	at Nebraska	Oct 8, 1994
3.	117	at Texas A&M	Oct 15, 2005
4.	114	at Colorado	Nov 7, 1992
5.	112	Nebraska	Oct 17, 1987
6.	111	vs. South Carolina	Dec 28, 1984
7.	110	Colorado	Nov 1, 1986
8.	109	Missouri	Nov 10, 1984
9.	107	at Arizona State	Sep 25, 1993
10.	106	Nebraska	Oct 12, 1985

Most quarterback sacks

1.	9.0	Baylor	Nov 21, 1998
2.	8.0	at West Virginia	Nov 6, 2021
8.0		Iowa State	Oct 2, 2004
4.	7.0	TCU	Nov 13, 2021
7.0		Boise State	Sep 15, 2018
7.0		Iowa State	Oct 8, 2016
7.0		at Texas	Sep 26, 2015
7.0		at Oklahoma	Nov 24, 2001
7.0		Kansas State	Oct 14, 1995
7.0		vs Wyoming	Dec 30, 1988
7.0		at Cincinnati	Sep 17, 1983
7.0		at Kansas State	Nov 13, 1982

Most tackles for loss

1.	20.0	Iowa State	Nov 22, 1986
2.	16.0	Baylor	Nov 21, 1998
16.0		vs Wyoming	Dec 30, 1988
4.	15.0	Baylor	Nov 23, 2002
15.0		Kansas State	Oct 14, 1995
6.	14.0	Texas Tech	Oct 8, 2022
14.0		Kansas State	Nov 18, 2017
14.0		Kansas State	Oct 3, 2015
14.0		Texas Tech	Oct 9, 1999
14.0		Louisiana-Lafayette	Nov 14, 1998
14.0		at Northern Illinois	Sept 1, 1994

Team Single-Game Lists

Most pass breakups

1.	14	at Oklahoma	Nov 24, 2001
2.	12	Kansas State	Nov 9, 1985
3.	11	at Iowa State	Oct 26, 2019
	11	Houston	Sep 6, 2008
	11	Baylor	Nov 18, 2000
	11	Miami (Ohio)	Sep 28, 1985
7.	10	vs. Notre Dame	Jan 1, 2022
	10	vs. Miami (Fla.)	Dec 29, 2020
	10	Rice	Sep 19, 2009
	10	Troy	Sep 27, 2008
	10	Texas A&M	Nov 2, 2002
	10	at Texas	Oct 5, 2002
	10	vs Louisiana Tech	Aug 31, 2002
	10	Kansas	Oct 25, 1986
	10	North Texas State	Sept 14, 1985

Most blocked kicks

1.	3	Texas	Oct 1, 2016
	3	Missouri State	Sep 6, 2014
3.	2	UAPB	Sep 17, 2022
	2	Boise State	Sep 15, 2018
	2	Texas Tech	Nov 17, 2012
	2	at Kansas	Nov 20, 2010
	2	Texas	Oct 29, 2005
	2	Baylor	Nov 18, 2000
	2	Tulsa	Sep 26, 1992
	2	Missouri	Nov 10, 1984

Most penalties committed

1.	16	at Kansas	Sep 5, 1998
	16	Wyoming	Sep 30, 1989
3.	15	at Arizona	Sep 8, 2012
	15	Georgia	Sep 5, 2009
	15	Texas Tech	Oct 9, 1999
6.	14	Utah State	Sep 21, 1996
7.	13	Missouri State	Sep 13, 2008
	13	Wyoming	Sep 6, 2003
	13	at Texas Tech	Nov 9, 2002
	13	Colorado	Oct 10, 1987
	13	at Texas A&M	Sep 24, 1983

Most yards penalized

1.	167	at Arizona	Sep 8, 2012
2.	139	Troy	Sep 11, 2010
3.	135	Utah State	Sep 21, 1996
4.	134	Colorado	Oct 10, 1987
5.	133	at Baylor	Nov 3, 2018
6.	132	at Texas Tech	Oct 10, 1998
	132	at Texas A&M	Sep 24, 1983
8.	130	Missouri State	Sep 13, 2008
9.	129	Texas Tech	Sep 25, 2014
10.	126	Texas Tech	Oct 9, 1999

Fewest penalties committed

1.	0	Texas	Oct 22, 2022
2.	1	at Kansas	Nov 5, 2022
	1	TCU	Nov 13, 2021
	1	Kansas	Oct 30, 2021
	1	Kansas State	Oct 5, 2013
	1	vs. Stanford	Jan 2, 2012
	1	Texas A&M	Nov 2, 1996
	1	Kansas	Nov 18, 1995
	1	Oklahoma	Nov 12, 1994
	1	at Kansas	Oct 29, 1994
	1	at Miami (Fla.)	Oct 5, 1991
	1	Illinois State	Sep 27, 1986
	1	Houston	Sep 20, 1986
14.	2	Numerous times, last vs. UAPB	Sep 17, 2022

Fewest yards penalized

1.	0	Texas	Oct 22, 2022
2.	5	vs. Stanford	Jan 02, 2012
	5	Kansas	Nov 18, 1995
	5	Oklahoma	Nov 12, 1994
	5	at Miami (Fla.)	Oct 05, 1991
	5	Houston	Sep 20, 1986
7.	6	Texas A&M	Nov 02, 1996
8.	7	Kansas State	Oct 5, 2013
	7	Illinois State	Sep 27, 1986
10.	7	Oklahoma	Nov 28, 2015
	10	Kansas State	Oct 14, 1989



The Cowboys celebrate with the 2011 Big 12 Championship trophy.

Largest deficit overcome to win a game

Deficit	Opponent	Date	Final	
1.	7-28	vs Notre Dame	Jan 1, 2022	37-35
	0-20	at Colorado	Nov 10, 1979	21-20
3.	14-31	West Virginia	Nov 17, 2018	45-41
	14-31	Iowa State	Oct 08, 2016	38-31
	7-24	at Iowa State	Nov 14, 2015	35-31
	14-31	at Texas Tech	Oct 31, 2015	70-53
	3-20	at Texas A&M	Sep 24, 2011	30-29
	0-17	at Kansas	Oct 14, 2006	42-32
	0-17	at Missouri	Oct 23, 2004	20-17
	0-17	Iowa State	Oct 19, 1996	28-27
11.	0-16	Nebraska	Oct 28, 2006	41-29
	0-16	Missouri	Oct 30, 1976	20-19

Largest 4th-quarter deficit overcome to win a game

Deficit	Opponent	Date	Final	
1.	0-20	at Colorado	Nov 10, 1979	21-20
2.	21-35	at Oklahoma	Dec 6, 2014	38-35
3.	9-20	Louisiana	Sep 06, 1986	21-20
4.	31-41	West Virginia	Nov 17, 2018	45-41
	21-31	Iowa State	Oct 08, 2016	38-31
	21-31	at Iowa State	Nov 14, 2015	35-31
7.	24-33	Oklahoma	Nov 27, 2021	37-33
	28-37	at Kansas State	Nov 05, 2016	43-37
9.	16-24	at Texas	Oct 16, 2021	32-24
	34-42	at Iowa State	Nov 11, 2017	49-42
	6-14	Tulsa	Oct 02, 1965	17-14
	0-8	at Texas	Nov 11, 1944	13-8

Most time of possession

1.	43:59	Utah State	Sep 21, 1996
2.	42:58	at Baylor	Nov 20, 1999
3.	41:27	at Baylor	Sep 24, 2016
4.	40:35	Troy	Sep 27, 2008
	40:35	at Colorado	Oct 29, 1983
6.	39:38	at Iowa State	Nov 07, 2009
7.	38:45	Mississippi State	Sep 19, 1998
8.	38:25	at Baylor	Oct 24, 2009
9.	38:03	at Kansas	Nov 04, 1989
10.	37:54	Baylor	Nov 23, 1996

Least time of possession

1.	18:13	vs. Stanford	Jan 02, 2012
2.	18:43	Texas Tech	Sep 22, 2018
3.	19:11	Kansas State	Nov 05, 2011
4.	19:22	at Kansas	Nov 16, 2002
5.	19:57	at Oklahoma	Nov 13, 1993
6.	19:59	at Iowa State	Oct 20, 2001
7.	20:42	at Texas	Oct 15, 2011
8.	20:48	Kansas State	Oct 14, 1995
9.	20:51	at Iowa State	Nov 19, 1988
10.	20:54	at TCU	Nov 24, 2018



Team Single-Season Lists

Scoring

Total points scored

1.	633 (81 TD, 80 PAT, 22 FG)	2011
2.	594 (73 TD, 72 PAT, 28 FG)	2012
3.	585 (74 TD, 71 PAT, 23 FG)	2017
4.	584 (78 TD, 76 PAT, 13 FG)	1988
5.	575 (71 TD, 68 PAT, 27 FG)	2010
6.	530 (69 TD, 67 PAT, 15 FG)	2008
7.	514 (67 TD, 62 PAT, 16 FG)	2015
8.	508 (68 TD, 67 PAT, 11 FG)	2013
9.	502 (63 TD, 61 PAT, 20 FG)	2016
10.	499 (65 TD, 61 PAT, 16 FG)	2018

Touchdowns scored

1.	81 (36 rush, 40 rcv, 5 ret)	2011
2.	78 (54 rush, 21 rcv, 3 ret)	1988
3.	74 (34 rush, 37 rcv, 3 ret)	2017
4.	73 (35 rush, 34 rcv, 4 ret)	2012
5.	71 (26 rush, 36 rcv, 9 ret)	2010
6.	69 (38 rush, 25 rcv, 6 ret)	2008
7.	68 (35 rush, 26 rcv, 7 ret)	2013
8.	67 (25 rush, 35 rcv, 7 ret)	2015
9.	65 (30 rush, 33 rcv, 2 ret)	2018
10.	63 (32 rush, 20 rcv, 2 ret)	2016

Offense

Total offense yards

1.	7396	2017
2.	7111	2012
3.	7096	2011
4.	6763	2010
5.	6502	2018
6.	6434	2016
7.	6365	1988
8.	6340	2008
9.	6322	2007
10.	6240	2015

Total offense/game

1.	568.9 (13 games)	2017
2.	547.0 (13 games)	2012
3.	545.8 (13 games)	2011
4.	530.4 (12 games)	1988
5.	520.2 (13 games)	2010
6.	500.2 (13 games)	2018
7.	494.9 (13 games)	2016
8.	487.7 (13 games)	2008
9.	486.3 (13 games)	2007
10.	480.0 (13 games)	2015

Total offense/play (700 plays)

1.	7.34 (1008-7396)	2017
2.	7.21 (883-6365)	1988
3.	7.19 (987-7096)	2011
4.	7.01 (1014-7111)	2012
5.	6.98 (908-6340)	2008
6.	6.89 (982-6763)	2010
7.	6.73 (956-6434)	2016
8.	6.46 (978-6322)	2007
9.	6.43 (1011-6502)	2018
10.	6.39 (977-6240)	2015

Rushing yards

1.	3812 (612-3812)	1988
2.	3497 (707-3497)	1972
3.	3198 (660-3198)	1973
4.	3191 (582-3191)	2008
5.	3161 (592-3161)	2007
6.	3085 (672-3085)	1976
7.	2985 (562-2985)	2019
8.	2952 (665-2952)	1975
9.	2942 (650-2942)	1977
10.	2844 (594-2844)	2004

Rushing attempts

1.	707 (707-3497)	1972
2.	688 (688-2525)	1974
3.	672 (672-3085)	1976
4.	665 (665-2952)	1975
5.	660 (660-3198)	1973
6.	650 (650-2942)	1977
7.	630 (630-2648)	1997
8.	620 (620-2597)	2021
9.	612 (612-3812)	1988
10.	598 (598-2201)	1983
11.	594 (594-2844)	2004

Rushing TDs

1.	54	1988
2.	39	1976
	39	1975
4.	38	2008
5.	36	2011
6.	35	2013
	35	1987
	35	2012
9.	34	2017
	34	2003

Average yards/rush

1.	6.23 (612-3812)	1988
2.	5.48 (582-3191)	2008
3.	5.42 (522-2831)	2003
4.	5.39 (519-2799)	2012
5.	5.34 (592-3161)	2007
6.	5.31 (562-2985)	2019
7.	5.27 (391-2062)	2011
8.	5.18 (522-2704)	2006
9.	5.04 (450-2267)	2010
10.	4.95 (707-3497)	1972

Rushing yards/game

1.	317.9 (11 games)	1972
2.	317.7 (12 games)	1988
3.	290.7 (11 games)	1973
4.	286.9 (8 games)	1945
5.	280.5 (11 games)	1976
6.	268.4 (11 games)	1975
7.	267.5 (11 games)	1977
8.	248.7 (11 games)	1982
9.	245.5 (13 games)	2008
10.	243.2 (13 games)	2007

Pass attempts

1.	596 (429-596-13)	2011
2.	532 (357-532-14)	2010
3.	524 (292-524-18)	2022
4.	517 (325-517-10)	2015
5.	503 (325-503-10)	2017
6.	495 (312-495-16)	2012
7.	493 (293-493-13)	2018
8.	484 (280-484-13)	2013
9.	465 (295-465-4)	2016
10.	454 (243-454-15)	2002
11.	447 (274-447-13)	2021

Pass completions

1.	429 (429-596-13)	2011
2.	357 (357-532-14)	2010
3.	325 (325-503-10)	2017
	325 (325-517-10)	2015
5.	312 (312-495-16)	2012
6.	295 (295-465-4)	2016
7.	293 (293-493-13)	2018
8.	292 (292-524-18)	2022
9.	280 (280-484-13)	2013
10.	274 (274-447-13)	2021
11.	243 (243-454-15)	2002

Passing yards

1.	5059 (325-503-10)	2017
2.	5034 (429-596-13)	2011
3.	4591 (325-517-10)	2015
4.	4496 (357-532-14)	2010
5.	4312 (312-495-16)	2012
6.	4211 (295-465-4)	2016
7.	4028 (293-493-13)	2018
8.	3634 (292-524-18)	2022
9.	3599 (280-484-13)	2013
10.	3414 (243-454-15)	2002
11.	3246 (274-447-13)	2021

Passing TDs

1.	40	2011
2.	37	2017
3.	36	2010
4.	35	2015
5.	34	2012
6.	33	2018
7.	32	2002
8.	29	2016
9.	27	2006
10.	26	2013
	26	2007

Fewest passes had intercepted (200 attempts)

1.	4	2016
2.	5	2004
3.	6	1984
4.	7	1998
5.	10	2020
	10	2017
	10	2015
	10	2008
	10	2007
	10	2001
	10	1996
	10	1993
	10	1989

Passing TD/INT Ratio (200 Attempts)

1.	7.25	29 TD, 4 INT	2016
2.	3.70	37 TD, 10 INT	2017
3.	3.50	35 TD, 10 INT	2015
4.	3.08	40 TD, 13 INT	2011
5.	2.80	14 TD, 5 INT	2004
6.	2.60	26 TD, 10 INT	2007
7.	2.57	36 TD, 14 INT	2010
8.	2.54	33 TD, 13 INT	2018
9.	2.50	25 TD, 10 INT	2008
10.	2.45	27 TD, 11 INT	2006

Most passes had intercepted

1.	24	1971
2.	23	1991
	23	1970
4.	19	1982
	19	1981
6.	18	2022
	18	1992
	18	1968
9.	17	2014
	17	2005
	17	1999

Pass completion pct

1.	72.0 (429-596-13)	2011
2.	67.1 (357-532-14)	2010
3.	66.1 (179-271-12)	1988
4.	64.6 (325-503-10)	2017
5.	64.4 (210-326-10)	2008
6.	64.1 (232-362-12)	2019
7.	63.4 (295-465-4)	2016
8.	63.0 (312-495-16)	2012
9.	62.9 (325-517-10)	2015
10.	61.3 (274-447-13)	2021



Team Single-Season Lists

Pass efficiency

1.	169.4 (325-503-10)	2017
2.	164.7 (210-326-10)	2008
3.	161.9 (179-271-12)	1988
4.	160.7 (429-596-13)	2011
5.	158.4 (295-465-4)	2016
6.	155.9 (325-517-10)	2015
7.	155.2 (357-532-14)	2010
8.	152.4 (312-495-16)	2012
9.	146.1 (232-362-12)	2019
10.	145.2 (229-386-10)	2007

Average yards/pass (200 attempts)

1.	10.1 (503-5059)	2017
2.	9.7 (326-3161)	2008
3.	9.4 (271-2553)	1988
4.	9.1 (295-4211)	2016
5.	8.9 (517-4591)	2015
6.	8.7 (495-4312)	2012
7.	8.6 (201-1722)	2004
8.	8.5 (532-4496)	2010
9.	8.4 (596-5034)	2011
10.	8.2 (386-3161)	2007
	8.2 (321-2623)	2006

Average yards/completion (min 10 completions/game)

1.	16.6 (325-5059)	2017
2.	15.5 (115-1777)	1949
3.	15.1 (174-2623)	2006
4.	15.0 (210-3149)	2008
5.	14.4 (124-1783)	1998
	14.4 (114-1641)	1969
7.	14.3 (295-4211)	2016
	14.3 (179-2553)	1988
9.	14.2 (222-3149)	2014
10.	14.1 (131-1853)	1997
	14.1 (325-4591)	2015

Passing yards/game

1.	389.2 (13 games)	2017
2.	387.2 (13 games)	2011
3.	353.2 (13 games)	2015
4.	345.8 (13 games)	2010
5.	331.7 (13 games)	2012
6.	323.9 (13 games)	2016
7.	309.8 (13 games)	2018
8.	279.5 (13 games)	2022
9.	276.8 (13 games)	2013
10.	262.6 (13 games)	2002
11.	243.2 (13 games)	2007

Pass completions/game

1.	33.00 (13 games)	2011
2.	27.46 (13 games)	2010
3.	25.00 (13 games)	2017
	25.00 (13 games)	2015
5.	24.00 (13 games)	2012
6.	22.69 (13 games)	2016
7.	22.54 (13 games)	2018
8.	22.46 (13 games)	2022
9.	21.54 (13 games)	2013
10.	19.57 (14 games)	2021
11.	19.55 (11 games)	2001

All purpose yards

1.	8817	2012
2.	8621	2010
3.	8612	2011
4.	8256	2017
5.	8203	2008
6.	7790	2007
7.	7524	2015
8.	7450	2013
9.	7443	1988
10.	7336	2016

All purpose yards/game

1.	678.2 (13 games)	2012
2.	663.2 (13 games)	2010
3.	662.5 (13 games)	2011
4.	635.1 (13 games)	2017
5.	631.0 (13 games)	2008
6.	620.2 (12 games)	1988
7.	599.2 (13 games)	2007
8.	578.8 (13 games)	2015
9.	573.1 (13 games)	2013
10.	564.3 (13 games)	2016

First downs

1.	359 (13 games)	2017
2.	346 (13 games)	2012
3.	339 (13 games)	2018
4.	337 (13 games)	2011
	337 (13 games)	2010
6.	328 (14 games)	2021
7.	324 (13 games)	2008
8.	310 (13 games)	2007
9.	308 (13 games)	2016
10.	306 (13 games)	2015

First downs per game

1.	27.6 (359 in 13 games)	2017
2.	26.6 (346 in 13 games)	2012
3.	26.1 (339 in 13 games)	2018
4.	25.9 (337 in 13 games)	2011
	25.9 (337 in 13 games)	2010
6.	24.9 (324 in 13 games)	2008
7.	24.7 (272 in 11 games)	1988
8.	23.8 (310 in 13 games)	2007
9.	23.7 (308 in 13 games)	2016
10.	23.6 (259 in 11 games)	2020

Defense

Fewest points allowed (min 10 games)

1.	116 (10 games)	1942
2.	117 (10 games)	1954
3.	126 (10 games)	1960
4.	128 (10 games)	1958
5.	129 (10 games)	1957
6.	134 (10 games)	1947
7.	137 (10 games)	1940
8.	138 (10 games)	1966
9.	140 (10 games)	1967
10.	148 (12 games)	1984

Fewest points allowed per game

1.	11.60 (10 games)	1942
2.	11.70 (10 games)	1954
3.	12.33 (12 games)	1984
4.	12.60 (10 games)	1960
5.	12.80 (10 games)	1958
6.	12.90 (10 games)	1957
7.	13.40 (10 games)	1947
8.	13.50 (12 games)	1983
9.	13.70 (10 games)	1940
10.	13.80 (10 games)	1966

Fewest total yards allowed (700 plays defended)

1.	2781 (11 games)	1981
2.	2818 (11 games)	1973
3.	2827 (10 games)	1967
4.	3081 (11 games)	1974
5.	3318 (12 games)	1984
6.	3338 (11 games)	1982
7.	3430 (11 games)	1976
8.	3433 (10 games)	1969
9.	3507 (10 games)	1964
10.	3524 (11 games)	1986

Fewest total yards allowed per game (700 plays defended)

1.	252.82 (11 games)	1981
2.	256.18 (11 games)	1973
3.	276.50 (12 games)	1984
4.	280.09 (11 games)	1974
5.	282.70 (10 games)	1967
6.	297.86 (14 games)	2021
7.	303.45 (11 games)	1982
8.	311.82 (11 games)	1976
9.	312.08 (12 games)	1983
10.	314.75 (12 games)	1985

Fewest total yards allowed per play (700 plays defended)

1.	3.62 (778-2818)	1973
2.	3.64 (764-2781)	1981
3.	3.84 (803-3081)	1974
4.	3.96 (713-2827)	1967
5.	3.98 (834-3318)	1984
6.	4.18 (822-3433)	1969
7.	4.33 (872-3777)	1985
8.	4.39 (862-3782)	1972
9.	4.41 (800-3530)	1975
10.	4.46 (795-3548)	1980

Fewest rushing yards allowed

1.	869 (8 games)	1945
2.	943 (9 games)	1941
3.	1100 (9 games)	1948
4.	1140 (7 games)	1943
5.	1150 (10 games)	1940
6.	1196 (11 games)	1981
7.	1227 (14 games)	2021
8.	1245 (13 games)	2009
9.	1256 (12 games)	1983
10.	1314 (11 games)	1998

Fewest rushing yards allowed per game

1.	87.6 (14 games)	2021
2.	95.8 (13 games)	2009
3.	104.7 (12 games)	1983
4.	104.8 (9 games)	1941
5.	108.6 (8 games)	1945
6.	108.7 (11 games)	1981
7.	114.7 (12 games)	1997
8.	115.0 (10 games)	1940
9.	117.6 (12 games)	1984
10.	119.5 (11 games)	1998

Fewest yards allowed per rush

1.	2.67 (471-1256)	1983
2.	2.70 (523-1412)	1984
3.	2.71 (453-1227)	2021
4.	2.84 (611-1734)	1973
5.	2.86 (330-943)	1941
6.	2.89 (398-1150)	1940
7.	3.00 (415-1245)	2009
8.	3.21 (409-1314)	1998
9.	3.23 (447-1442)	1982
10.	3.30 (584-1925)	1972
11.	3.30 (376-1242)	1999

Fewest passing yards allowed (100 completions defended)

1.	1331 (11 games)	1986
2.	1383 (11 games)	1978
3.	1406 (11 games)	1976
4.	1469 (11 games)	1970
5.	1553 (10 games)	1969
6.	1585 (11 games)	1981
7.	1625 (10 games)	1968
8.	1675 (11 games)	1980
9.	1704 (11 games)	1979
10.	1857 (11 games)	1972



Team Single-Season Lists

Fewest pass yds. allowed per game (100 completions defended)

1.	102.8 (11 games)	1974
2.	105.4 (11 games)	1977
3.	121.0 (11 games)	1986
4.	125.7 (11 games)	1978
5.	127.8 (11 games)	1976
6.	133.5 (11 games)	1970
7.	135.4 (11 games)	1985
8.	144.1 (11 games)	1981
9.	152.3 (11 games)	1980
10.	154.9 (11 games)	1979

Fewest yards allowed per pass attempt (200 attempts defended)

1.	5.00 (226-1131)	1974
2.	5.63 (276-1553)	1969
3.	5.83 (272-1585)	1981
	5.83 (541-3153)	2013
5.	5.95 (311-1850)	1985
	5.95 (206-1226)	1952
7.	6.02 (244-1469)	1970
8.	6.11 (504-3078)	2009
9.	6.13 (311-1906)	1984
10.	6.14 (345-2119)	1992

Pass efficiency defense (200 attempts defended)

1.	74.25	1974
2.	83.64	1969
3.	90.24	1970
4.	91.99	1985
5.	93.09	1984
6.	93.63	1972
7.	96.41	1981
8.	96.58	1976
9.	103.02	1975
10.	104.30	1987

Fewest first downs allowed (700 plays defended)

1.	157 (10 games)	1967
2.	161 (11 games)	1981
3.	170 (11 games)	1973
4.	176 (11 games)	1974
5.	181 (11 games)	1975
6.	182 (11 games)	1982
	182 (10 games)	1962
8.	187 (11 games)	1976
9.	189 (12 games)	1984
	189 (10 games)	1964

Fewest first downs allowed per game (700 plays defended)

1.	14.64	1981
2.	15.45	1973
3.	15.70	1967
4.	15.75	1984
5.	16.00	2021
	16.00	1974
7.	16.45	1975
8.	16.55	1982
9.	17.00	1976
10.	17.73	1977
11.	17.91	1980

Interceptions

1.	29	1972
2.	28	1983
3.	24	2011
4.	22	1976
	22	1969
6.	21	2013
	21	1985
	21	1984
9.	20	1987
10.	19	2010
	19	1974

Interception return yards

1.	444 (21-444)	1984
2.	425 (29-425)	1972
3.	404 (23-404)	1976
4.	337 (21-337)	2013
5.	324 (19-324)	2010
6.	306 (21-306)	1985
7.	280 (24-280)	2011
8.	279 (28-279)	1983
9.	278 (16-278)	1964
10.	274 (15-274)	1981

Interception return TDs

1.	4	1984
2.	3	2010
	3	2001
	3	1985
	3	1972
6.	2, Several times, most recently:	2019

Fumble returns (tracked since 1982)

1.	7 (7-128)	2011
2.	6 (6-92)	2006
3.	5 (5-85)	2000
4.	4 (4-190)	2020
	4 (4-77)	2012
	4 (4-108)	2009
	4 (4-20)	1999
	4 (4-6)	1987
9.	3 (3-23)	2016
10.	2 (2-45)	2017
	2 (2-28)	2015
	2 (2-132)	2013
	2 (2-39)	2008
	2 (2-9)	2005
	2 (2-48)	2004
	2 (2-97)	2002
	2 (2-50)	1993
	2 (2-15)	1992
	2 (2-17)	1985

Fumble return yards (tracked since 1982)

1.	190 (4-190)	2020
2.	132 (2-132)	2013
3.	128 (7-128)	2011
4.	108 (4-108)	2009
5.	97 (2-97)	2002
6.	92 (6-92)	2006
7.	85 (2-85)	2017
	85 (5-85)	2000
9.	77 (4-77)	2012
10.	63 (1-63)	2010

Fumble return TDs (tracked since 1982)

1.	3	2020
	3	2015
	3	2006
4.	2	2016
	2	2013
	2	2011
	2	1999
8.	1	2021
	1	2017
	1	2012
	1	2010
	1	2009
	1	2004
	1	2002
	1	2001
	1	1993
	1	1985

Total tackles

1.	1091	2003
2.	989	1985
3.	987	2011
4.	970	2015
5.	963	2002
6.	948	1987
7.	941	2007
8.	940	2010
9.	937	2013
10.	936	1994

Unassisted tackles

1.	777	2010
2.	761	2012
3.	738	2011
4.	724	2014
5.	716	2002
6.	715	2003
7.	707	2013
8.	684	2015
9.	670	2009
10.	647	2017

Assisted tackles

1.	561	1985
2.	559	1984
3.	496	1996
4.	493	1983
5.	446	1986
6.	437	1990
7.	425	1987
8.	387	1993
9.	376	2003
10.	373	2001

Tackles for loss

1.	114.0 (114-502)	2021
2.	112.0 (112-505)	1998
3.	100.0 (100-398)	2006
4.	97.0 (97-366)	2014
	97.0 (97-311)	1986
6.	96. (96-299)	2022
	96.0 (96-344)	2018
	96.0 (96-452)	1999
9.	95.0 (95-430)	2017
	95.0 (95-344)	2015
	95.0 (95-336)	2013
12.	91.0 (91-339)	2011

Yards from tackles for loss

1.	505 (112-505)	1998
2.	502 (114-502)	2021
2.	478 (77-478)	1981
3.	452 (96-452)	1999
4.	433 (80-433)	1983
5.	430 (95-430)	2017
6.	422 (86-422)	1973
7.	398 (100-398)	2006
8.	386 (71-386)	1984
9.	381 (78-381)	1979
10.	366 (97-366)	2014

Quarterback sacks

1.	57.0 (57-388)	2021
2.	44.0 (44-317)	1983
3.	43.0 (43-345)	1998
4.	42.0 (42-306)	1984
	42.0 (42-380)	1981
6.	40.0 (40-231)	2015
7.	39.0 (39-226)	2018
8.	37.0 (37-250)	2006
9.	36.0 (36-241)	1982
10.	34.0 (34-203)	2014
	34.0 (34-245)	2003
	34.0 (34-270)	1999



Team Single-Season Lists

Yards from sacks

1.	388 (57-388)	2021
2.	380 (42-380)	1981
3.	345 (43-345)	1998
4.	317 (44-317)	1983
5.	306 (43-306)	1984
6.	270 (32-270)	1999
7.	257 (30-257)	2017
8.	250 (37-250)	2006
9.	245 (32-245)	2003
10.	241 (36-241)	1982

Turnovers gained

1.	54 (28 INT, 26 FR)	1983
2.	52 (29 INT, 23 FR)	1972
3.	47 (19 INT, 28 FR)	1974
4.	44 (24 INT, 20 FR)	2011
5.	43 (22 INT, 21 FR)	1976
6.	42 (14 INT, 28 FR)	1968
7.	41 (10 INT, 31 FR)	1976
8.	39 (20 INT, 19 FR)	1987
	39 (16 INT, 23 FR)	1970
	39 (23 INT, 16 FR)	1969
	39 (25 INT, 14 FR)	1958

Fumbles forced

1.	30	1976
2.	28	1979
3.	21	1978
4.	20	1981
5.	19	2006
6.	18	2011
	18	1980
8.	16	2004
	16	1987
10.	15	2013
	15	2010
	15	1989

Fumbles recovered

1.	32	1976
2.	28	1974
	28	1968
4.	26	1983
5.	25	1957
6.	23	1978
	23	1972
	23	1970
	23	1966
10.	20	2011
	20	1971

Pass breakups

1.	83	1985
2.	73	2002
3.	71	1976
4.	69	2009
5.	65	2008
6.	64	2000
7.	63	2011
	63	1978
9.	60	2013
10.	57	2010

Passes defended

1.	87 (63 PBU, 24 INT)	2011
	87 (69 PBU, 18 INT)	2009
3.	85 (73 PBU, 12 INT)	2002
4.	81 (60 PBU, 21 INT)	2013
5.	77 (65 PBU, 12 INT)	2008
6.	76 (57 PBU, 19 INT)	2010
7.	75 (47 PBU, 28 INT)	1983
8.	74 (64 PBU, 10 INT)	2000
9.	72 (54 PBU, 18 INT)	2003
10.	66 (53 PBU, 13 INT)	2022
	66 (54 PBU, 12 INT)	2019

QB hurries

1.	90	1985
2.	81	2022
3.	69	2021
4.	47	2019
5.	46	2003
6.	44	2020
7.	42	2017
8.	36	2018
	36	2012
10.	35	2015

Blocked kicks

1.	8	1971
2.	6	2016
	6	2014
	6	2000
	6	1967
6.	5	1981
	5	1980
8.	4	2018
	4	2013
	4	2008
	4	2005
	4	1974

Special Teams

PAT kicks made

1.	79 (79-80)	2011
2.	75 (75-75)	1988
3.	72 (72-72)	2012
4.	70 (70-71)	2017
5.	68 (68-70)	2010
6.	67 (67-68)	2013
7.	65 (65-65)	2008
8.	62 (62-66)	2015
9.	61 (61-63)	2018
10.	60 (60-62)	2016

PAT kicks attempted

1.	80 (79-80)	2011
2.	75 (75-75)	1988
3.	72 (72-72)	2012
4.	71 (70-71)	2017
5.	70 (68-70)	2010
6.	68 (67-68)	2013
7.	66 (62-66)	2015
8.	65 (65-65)	2008
9.	63 (61-63)	2018
10.	62 (60-62)	2016

PAT kick pct

1.	100.0 (44-44)	2022
	100.0 (41-41)	2014
	100.0 (72-72)	2012
	100.0 (46-46)	2009
	100.0 (65-65)	2008
	100.0 (27-27)	2001
	100.0 (32-32)	1999
	100.0 (19-19)	1993
	100.0 (17-17)	1992
	100.0 (21-21)	1990
	100.0 (75-75)	1988
	100.0 (31-31)	1985

Two-point conversions attempted

1.	13 (8-13)	1958
2.	11 (4-11)	1959
3.	10 (5-10)	1968
4.	7 (4-7)	1997
5.	6 (3-6)	1990
	6 (2-6)	1987
	6 (4-6)	1982
	6 (5-6)	1973
	6 (2-6)	1961
10.	5 (3-5)	1995
	5 (2-5)	1980

Successful two-point conversions

1.	8 (8-13)	1958
2.	5 (5-6)	1973
	5 (5-10)	1968
4.	4 (4-7)	1997
	4 (4-6)	1982
	4 (4-11)	1959
7.	3 (3-5)	1995
	3 (3-3)	1992
	3 (3-6)	1990
	3 (3-4)	1978

Field goals made

1.	28 (28-34)	2012
2.	27 (27-31)	2010
3.	23 (23-29)	2017
4.	22 (22-23)	2022
	22 (22-28)	2014
	22 (22-25)	2011
7.	20 (20-27)	2021
	20 (20-26)	2019
	20 (20-26)	2016
	20 (20-26)	1989
11.	19 (19-28)	1983
	19 (19-28)	1981

Field goals attempted

1.	34 (28-34)	2012
2.	31 (27-31)	2010
3.	29 (23-29)	2017
4.	28 (22-28)	2014
	28 (17-28)	1997
	28 (19-28)	1983
	28 (19-28)	1981
8.	27 (20-27)	2021
9.	26 (20-26)	2019
	26 (20-26)	2016
	26 (20-26)	1989

Field goal pct (min 1 attempt per game)

1.	95.7 (22-23)	2022
2.	88.9 (16-18)	2003
3.	88.2 (15-17)	2001
4.	88.0 (22-25)	2011
5.	87.1 (27-31)	2010
6.	86.7 (13-15)	1988
7.	84.6 (11-13)	2006
8.	82.4 (28-34)	2012
9.	79.3 (23-29)	2017
10.	78.9 (15-19)	2008
	78.9 (15-19)	1998

Punt attempts

1.	85 (85-3650)	2022
2.	84 (84-3361)	1985
3.	82 (82-3201)	2013
4.	81 (81-3385)	2014
5.	78 (78-3227)	1992
6.	77 (77-3141)	1983
	77 (77-3064)	1986
8.	76 (76-3266)	1993
9.	75 (75-3010)	2015
10.	74 (74-2792)	1984
11.	72 (72-3056)	2021

Punt yards

1.	3650 (85-3650)	2022
2.	3385 (81-3385)	2014
3.	3361 (84-3361)	1985
4.	3266 (76-3266)	1993
5.	3227 (78-3227)	1992
6.	3201 (82-3201)	1983
7.	3132 (79-3132)	2013
8.	3064 (77-3064)	1986
9.	3056 (72-3056)	2021
10.	3023 (67-3023)	2009
11.	3010 (75-3010)	2015



Team Single-Season Lists

Average yards/punt

1.	46.27 (44-2036)	2012
2.	45.53 (51-2322)	2010
3.	45.49 (49-2229)	2011
4.	45.12 (67-3023)	2009
5.	44.03 (66-2906)	1995
6.	43.95 (55-2417)	1997
7.	43.75 (55-2406)	2018
8.	43.54 (52-2264)	2006
9.	43.35 (65-2818)	1994
10.	43.30 (60-2598)	1996

Punts had blocked

1.	4	2022
	4	2005
3.	3	2016
4.	2	2018
	2	1991
	2	1998
	2	2006
	2	2001
	2	1978
	2	1969
	2	1963

Punt returns

1.	45 (45-679)	1999
2.	43 (43-554)	2002
3.	39 (39-626)	2003
4.	36 (36-412)	2012
5.	34 (34-404)	2006
	34 (34-78)	1982
7.	32 (32-521)	1997
8.	30 (30-293)	2014
	30 (30-408)	2013
10.	29 (29-426)	2004
	29 (29-260)	2000
	29 (29-214)	1993
	29 (29-237)	1985

Punt return yards

1.	679 (45-679)	1999
2.	626 (39-626)	2003
3.	554 (43-554)	2002
4.	521 (32-521)	1997
5.	477 (42-477)	1967
6.	426 (29-426)	2004
7.	412 (36-412)	2012
8.	408 (30-408)	2013
9.	404 (34-404)	2006
10.	376 (35-376)	1974

Punt return TDs

1.	3	2010
	3	2003
3.	2, eight times, last in	2015
11.	1, 23 times, last in	2022

Average yards/punt return

1.	18.40 (20-368)	2008
2.	16.28 (32-521)	1997
3.	16.05 (39-626)	2003
4.	15.09 (45-679)	1999
5.	14.69 (29-426)	2004
6.	13.65 (20-273)	1987
7.	13.60 (30-408)	2013
8.	13.30 (23-306)	2001
9.	13.30 (27-359)	2009
10.	12.88 (43-554)	2002

Fewest punts attempted by OSU

1.	37 (37-1550)	2008
	37 (37-1385)	1988
3.	41 (41-1731)	2017
	41 (41-1694)	1987
5.	43 (43-1587)	1957
6.	44 (44-2036)	2012
7.	49 (49-2229)	2011
	49 (49-1717)	1959
9.	50 (50-1511)	1963
10.	51 (51-2322)	2010
	51 (51-2238)	1997
	51 (51-1971)	1961

Fewest punt returns by opponent

1.	11 (11-18)	2019
2.	12 (12-18)	2020
3.	13 (13-89)	2017
	13 (13-85)	2008
5.	14 (14-69)	1988
6.	15 (15-167)	2011
7.	16 (16-15)	2016
	16 (16-197)	2012
	16 (16-82)	1987
10.	18 (18-166)	2010

Fewest punt return yards by opponent

1.	15 (16-15)	2016
2.	16 (20-16)	2021
3.	18 (12-18)	2020
	18 (11-18)	2019
5.	69 (14-69)	1988
6.	79 (25-79)	2014
7.	82 (16-82)	1987
	82 (20-82)	1982
9.	85 (13-85)	2008
10.	89 (13-89)	2017

Lowest opponent avg. per punt return

1.	0.80 (20-16)	2021
2.	0.94 (16-15)	2016
3.	1.50 (12-18)	2020
4.	1.64 (11-18)	2019
5.	3.16 (25-79)	2014
6.	4.10 (20-82)	1982
7.	4.70 (20-94)	2015
8.	4.93 (14-69)	1988
9.	5.12 (16-82)	1987
10.	5.35 (20-107)	1984

Kickoff returns

1.	59 (59-1408)	2008
2.	56 (56-1037)	2009
3.	55 (55-1261)	2010
	55 (55-1145)	2007
	55 (55-1034)	1989
6.	52 (52-1157)	2011
7.	50 (50-1024)	2014
	50 (50-1231)	2006
9.	46 (46-1148)	2012
	46 (46-940)	2005

Kickoff return yards

1.	1408 (59-1408)	2008
2.	1261 (55-1261)	2010
3.	1231 (50-1231)	2006
4.	1157 (52-1157)	2011
5.	1148 (46-1148)	2012
6.	1145 (55-1145)	2007
7.	1037 (56-1037)	2009
8.	1034 (55-1034)	1989
9.	1024 (50-1024)	2014
10.	966 (36-966)	2001

Kickoff return TDs

1.	2	2021
	2	2014
	2	2012
	2	2011
	2	2010
	2	2008
	2	2006
	2	1987
	2	1970
10.	1, 11 times, last in	2022

Average yards/kickoff return

1.	29.0 (21-608)	2021
2.	26.83 (36-966)	2001
3.	24.96 (46-1148)	2012
4.	24.62 (50-1231)	2006
5.	23.86 (59-1408)	2008
6.	23.61 (33-779)	2022
7.	23.28 (32-745)	1987
8.	22.93 (55-1261)	2010
9.	22.92 (38-871)	2013
10.	22.25 (52-1157)	2011
11.	21.81 (32-698)	1986

Fewest kickoff return yards by opponent

1.	357 (21-357)	1992
2.	393 (17-393)	1993
3.	412 (23-412)	2004
4.	446 (22-446)	1982
5.	464 (29-464)	1983
6.	470 (25-470)	1991
7.	494 (26-494)	2018
8.	495 (27-495)	2003
9.	525 (27-525)	1990
10.	530 (28-530)	2000

Lowest opponent avg. per kickoff return

1.	16.00 (29-464)	1983
2.	16.49 (37-610)	1986
3.	17.00 (21-357)	1992
4.	17.91 (23-412)	2004
5.	17.94 (36-646)	1984
6.	18.28 (53-969)	2016
7.	18.33 (27-495)	2003
8.	18.34 (35-642)	2002
9.	18.42 (52-958)	1988
10.	18.74 (66-1237)	2013

Most kicks by OSU resulting in touchback (since 2004)

1.	75	2012
2.	61	2011
3.	55	2010
4.	53	2018
5.	48	2004
6.	41	2016
7.	39	2021
8.	37	2017
9.	35	2009



Individual Single-Game Lists

Scoring

Most points scored

1.	42	Rashaun Woods	Sr.	at SMU	Sep 20, 2003
2.	30	Barry Sanders	Jr.	vs Wyoming	Dec 30, 1988
	30	Barry Sanders	Jr.	Kansas	Nov 12, 1988
	30	Barry Sanders	Jr.	Tulsa	Oct 1, 1988
5.	26	Thurman Thomas	Sr.	Iowa State	Nov 21, 1987
6.	24	By many, last Rennie Childs		vs Pittsburgh	Sep 17, 2016

Most touchdowns scored

1.	7	Rashaun Woods	Sr.	at SMU	Sep 20, 2003
2.	5	Barry Sanders	Jr.	vs Wyoming	Dec 30, 1988
	5	Barry Sanders	Jr.	Kansas	Nov 12, 1988
	5	Barry Sanders	Jr.	Tulsa	Oct 1, 1988
5.	4	By many, last Rennie Childs		vs Pittsburgh	Sep 17, 2016

Offense

Most carries

1.	49	Bobby Cole	So.	vs. Iowa State	Nov. 21, 1970
2.	44	Barry Sanders	Jr.	vs Texas Tech	Dec. 4, 1988
3.	43	Ernest Anderson	Jr.	Iowa State	Nov 20, 1982
4.	41	David Thompson	Sr.	Baylor	Nov 23, 1996
5.	40	Thurman Thomas	So.	North Texas State	Sep 14, 1985
	40	Thurman Thomas	So.	at Washington	Sept 7, 1985
7.	39	Ernest Anderson	Jr.	Colorado	Oct 16, 1982
	39	Barry Sanders	Jr.	Oklahoma	Nov 5, 1988
	39	David Thompson	Sr.	Utah State	Sep 21, 1996
10.	38	Ernest Anderson	Jr.	at Kansas State	Nov 13, 1982

Most net yards rushing (all 200-yard Games)

1.	332	Barry Sanders	Jr.	vs. Texas Tech	Dec 4, 1988
2.	321	David Thompson	Sr.	vs. Baylor	Nov 23, 1996
3.	320	Barry Sanders	Jr.	at Kansas State	Oct 29, 1988
4.	312	Barry Sanders	Jr.	vs. Kansas	Nov 12, 1988
5.	304	Barry Sanders	Jr.	vs. Tulsa	Oct 1, 1988
6.	296	Chuba Hubbard	So.	vs. Kansas State	Sep 28, 2019
7.	293	Barry Sanders	Jr.	at Iowa State	Nov 19, 1988
	293	Thurman Thomas	Sr.	vs. Iowa State	Nov 21, 1987
9.	270	Ernest Anderson	Jr.	vs. Kansas	Oct 9, 1982
10.	269	Vernand Morency	So.	vs. Kansas	Nov 15, 2003
11.	264	Gerald Hudson	Sr.	at Iowa State	Nov 17, 1990
12.	261	Vernand Morency	Jr.	at UCLA	Sep 4, 2004
13.	257	Kendall Hunter	Sr.	vs. Washington State	Sep 4, 2010
14.	256	Chuba Hubbard	So.	at Tulsa	Sep 14, 2019
15.	255	Gerald Hudson	Sr.	vs. Missouri	Oct 27, 1990
16.	252	David Thompson	Sr.	vs. Tulsa	Sep 14, 1996
17.	246	Terry Miller	Sr.	at Missouri	Nov. 12, 1977
18.	241	Bob Fenimore	Jr.	at Arkansas	Sep 29, 1945
19.	238	Tatum Bell	Sr.	vs. Texas Tech	Oct 18, 2003
20.	237	Thurman Thomas	So.	at Washington	Sep 7, 1985
	237	Bobby Cole	Jr.	vs. Iowa State	Nov 21, 1970
22.	235	Dezmon Jackson	Jr.	vs. Texas Tech	Nov 28, 2020
23.	234	David Thompson	Jr.	at Hawaii	Dec 2, 1995
24.	228	Justice Hill	So.	vs. Oklahoma	Nov 4, 2017
	228	Terry Miller	Jr.	vs. Missouri	Oct 30, 1976
26.	227	Vernand Morency	So.	at Baylor	Nov 22, 2003
	227	Ernest Anderson	Jr.	vs. Missouri	Oct 30, 1982
28.	223	Chuba Hubbard	So.	vs. TCU	Nov 2, 2019
29.	222	Barry Sanders	Jr.	vs. Wyoming	Dec 30, 1988
30.	221	Chuba Hubbard	So.	at Oregon State	Aug 30, 2019
	221	Terry Miller	Jr.	at Kansas State	Nov 13, 1976
32.	220	Ernest Anderson	Jr.	vs. North Texas	Sep 11, 1982
33.	219	Desmond Roland	Jr.	at Iowa State	Oct 26, 2013
34.	218	Jaylen Warren	Sr.	at Boise State	Sep 18, 2021
35.	217	Jamaal Fobbs	RFr.	at La.-Lafayette	Sep 6, 1997
	217	David Thompson	Sr.	vs. Utah State	Sep 21, 1996
37.	215	Tatum Bell	Sr.	vs. Wyoming	Sep 6, 2003
	215	Barry Sanders	Jr.	vs. Oklahoma	Nov 5, 1988
39.	213	Thurman Thomas	So.	vs. Kansas State	Nov 9, 1985
40.	212	Dantrell Savage	Sr.	at Nebraska	Oct 13, 2007
41.	210	Kendall Hunter	So.	vs. Houston	Sep 6, 2008
42.	206	Keith Toston	Sr.	at Iowa State	Nov 7, 2009
	206	Thurman Thomas	Jr.	at Kansas State	Nov 3, 1984
44.	205	Ernest Anderson	Jr.	vs. Colorado	Oct 16, 1982
45.	203	Shawn Jones	Jr.	at Texas A&M	Sep 24, 1983
46.	202	Thurman Thomas	Sr.	at Kansas	Nov 14, 1987
47.	201	Kendall Hunter	Sr.	vs. Nebraska	Oct 23, 2010
	201	Thurman Thomas	So.	at Colorado	Nov 2, 1985

Most rushing TDs scored

1.	5	Barry Sanders	Jr.	vs Wyoming	Dec 30, 1988
	5	Barry Sanders	Jr.	Kansas	Nov 12, 1988
	5	Barry Sanders	Jr.	Tulsa	Oct 1, 1988
4.	4	Rennie Childs	Sr.	Pittsburgh	Sep 17, 2016
	4	Tatum Bell	Sr.	Missouri State	Sep 13, 2003
	4	Kendall Hunter	Sr.	Washington State	Sept 4, 2010
	4	Aso Pogi	RFr.	Baylor	Nov 18, 2000
	4	Joseph Randle	Jr.	at Oklahoma	Nov 24, 2012
	4	Joseph Randle	So.	Baylor	Oct 29, 2011
	4	Desmond Roland	Jr.	at Iowa State	Oct 26, 2013
	4	Barry Sanders	Jr.	vs Texas Tech	Dec. 4, 1988
	4	Barry Sanders	Jr.	at Iowa State	Nov 19, 1988
	4	Barry Sanders	Jr.	at Nebraska	Oct 15, 1988
	4	Barry Sanders	Jr.	at Colorado	Oct 8, 1988
	4	Thurman Thomas	So.	Kansas State	Nov 9, 1985
	4	Thurman Thomas	Sr.	vs West Virginia	Dec 25, 1987
	4	Thurman Thomas	Sr.	Iowa State	Nov 21, 1987
	4	Terry Miller	Jr.	BYU	Dec. 19, 1976

Most net yards rushing in a half

1.	217	Barry Sanders	Jr.	Kansas (1st)	Nov 12, 1988
2.	208	Kendall Hunter	Sr.	Washington State (1st)	Sep 4, 2010
3.	204	David Thompson	Sr.	Tulsa (1st)	Sep 14, 1996
4.	198	Barry Sanders	Jr.	at Iowa State (2nd)	Nov 19, 1988
5.	194	Gerald Hudson	Sr.	Missouri (2nd)	Oct 27, 1990
6.	192	Chuba Hubbard	So.	TCU (2nd)	Nov 2, 2019
7.	186	David Thompson	Sr.	Baylor (2nd)	Nov 23, 1996
8.	184	Barry Sanders	Jr.	at Kansas State (1st)	Oct 29, 1988
9.	182	Chuba Hubbard	So.	Kansas State (2nd)	Sep 28, 2019
10.	177	Barry Sanders	Jr.	vs. Texas Tech (1st)	Dec. 4, 1988

Most net yards rushing in a quarter

1.	171	Barry Sanders	Jr.	at Iowa State (1st)	Nov 19, 1988
2.	170	Vernand Morency	So.	Kansas (3rd)	Nov 15, 2003
3.	163	Chuba Hubbard	So.	at Tulsa (1st)	Sep 14, 2019
4.	155	Barry Sanders	Jr.	vs. Wyoming (3rd)	Dec 30, 1988
5.	147	Desmond Roland	Jr.	at Iowa State (3rd)	Oct 26, 2013
6.	138	Tatum Bell	Jr.	vs. Southern Miss (4th)	Dec. 27, 2002
	138	David Thompson	Sr.	Tulsa (2nd)	Sep 14, 1996
8.	134	Barry Sanders	Jr.	Kansas (2nd)	Nov 12, 1988
9.	130	Gerald Hudson	Jr.	Wyoming (1st)	Sep 30, 1989
10.	126	Vernand Morency	So.	Louisiana-Lafayette (2nd)	Oct 4, 2003

Most passes attempted

1.	67	Spencer Sanders	Sr.	at Oklahoma	Nov 19, 2022
	60	Wes Lunt	Fr.	at Arizona	Sept 8, 2012
	60	Brandon Weeden	Sr.	at Texas A&M	Sep 24, 2011
4.	58	Brandon Weeden	Sr.	at Iowa State	Nov 18, 2011
	57	Spencer Sanders	Sr.	Texas	Oct 22, 2022
	57	Clint Chelf	Sr.	vs. Missouri	Jan 3, 2014
7.	55	Mason Rudolph	So.	Kansas State	Oct 3, 2015
8.	53	Brandon Weeden	Sr.	Arizona	Sep 8, 2011
9.	54	Mason Rudolph	Sr.	Oklahoma	Nov 4, 2017
10.	53	Taylor Cornelius	Sr.	at Oklahoma	Nov 10, 2018
	53	Mason Rudolph	Sr.	Kansas State	Nov 18, 2017
12.	51	Spencer Sanders	Jr.	vs. Notre Dame	Jan 1, 2022
	51	Clint Chelf	Jr.	at Baylor	Dec 1, 2012

Most passes completed

1.	47	Brandon Weeden	Sr.	at Texas A&M	Sep 24, 2011
2.	42	Brandon Weeden	Sr.	at Iowa State	Nov 18, 2011
	42	Brandon Weeden	Sr.	Arizona	Sep 8, 2011
4.	37	Wes Lunt	Fr.	at Arizona	Sept 8, 2012
5.	36	Spencer Sanders	Sr.	at Oklahoma	Nov 19, 2022
	36	Brandon Weeden	Sr.	Kansas State	Nov 5, 2011
7.	34	Spencer Sanders	Sr.	Texas	Oct 22, 2022
	34	Spencer Sanders	Sr.	vs. Notre Dame	Jan 1, 2022
34	34	Taylor Cornelius	Sr.	at Oklahoma	Nov 10, 2018
	34	Mason Rudolph	So.	Kansas State	Oct 3, 2015
	34	Brandon Weeden	Jr.	Baylor	Nov 6, 2010
12.	33	Mason Rudolph	Sr.	Kansas State	Nov 18, 2017
	33	Clint Chelf	Sr.	vs. Missouri	Jan 3, 2014
	33	Brandon Weeden	Sr.	at Missouri	Oct 22, 2011

Most passing yards (all 400-yard Games)

1.	540	Mason Rudolph	Jr.	vs. Pittsburgh	Sep 17, 2016
2.	502	Brandon Weeden	Sr.	vs. Kansas State	Nov 5, 2011
3.	501	Taylor Cornelius	Rsr.	at Oklahoma	Nov 10, 2018
4.	497	Mason Rudolph	Sr.	at Pittsburgh	Sep 16, 2017
5.	476	Brandon Weeden	Sr.	at Iowa State	Nov 18, 2011
6.	459	Mason Rudolph	Sr.	vs. Baylor	Oct 14, 2017
7.	457	Mason Rudolph	Jr.	at Kansas State	Nov 5, 2016
8.	448	Mason Rudolph	Sr.	vs. Oklahoma	Nov 4, 2017
9.	438	Mason Rudolph	Sr.	vs. Kansas	Nov 25, 2017
	438	Brandon Weeden	Sr.	at Texas A&M	Sep 24, 2011
11.	437	Mason Rudolph	So.	vs. Kansas State	Oct 3, 2015
12.	436	Wes Lunt	Fr.	at Arizona	Sep 8, 2012
13.	435	Brandon Weeden	Jr.	vs. Baylor	Nov 6, 2010

14.	430	Mason Rudolph	So.	vs. Baylor	Nov 21, 2015
	430	Zac Robinson	So.	vs. Texas	Nov 3, 2007
16.	429	Mike Gundy	Sr.	at Kansas	Nov 4, 1989
17.	428	Taylor Cornelius	Rsr.	vs. South Alabama	Sep 8, 2018
18.	425	Mason Rudolph	Sr.	vs. Kansas State	Nov 18, 2017
19.	423	Brandon Weeden	Sr.	at Texas Tech	Nov 12, 2011
20.	411	Bobby Reid	So.	at Kansas	Oct 14, 2006
21.	409	Brandon Weeden	Jr.	at Texas	Nov 13, 2010
	409	Brandon Weeden	Jr.	vs. Tulsa	Sep 18, 2010
	406	Spencer Sanders	Sr.	Central Michigan	Sep 1, 2022
24.	401	Mason Rudolph	So.	vs. Central Arkansas	Sep 12, 2015
25.	400	Spencer Sanders	So.	vs. Texas	Oct 31, 2020

Most touchdown passes

1.	7	Josh Fields	Jr.	at SMU	Sep 20, 2003
2.	6	Josh Fields	So.	at Kansas	Nov 16, 2002
	6	Brandon Weeden	Jr.	Tulsa	Sep 18, 2010
4.	5	Taylor Cornelius	Sr.	West Virginia	Nov 17, 2018
	5	Taylor Cornelius	Sr.	Missouri State	Aug 30, 2018
	5	Mason Rudolph	Sr.	Oklahoma	Nov 4, 2017
	5	Mason Rudolph	Sr.	at Pittsburgh	Sep 16, 2017
	5	Mason Rudolph	Jr.	at Kansas State	Nov 5, 2016
	5	Mason Rudolph	So.	TCU	Nov 7, 2015
	5	Bobby Reid	So.	at Kansas	Oct 14, 2006
	5	Zac Robinson	Jr.	Iowa State	Nov 1, 2008
	5	Brandon Weeden	Sr.	at Texas Tech	Nov 12, 2011
	5	Brandon Weeden	Sr.	Kansas	Oct 8, 2011
	5	Brandon Weeden	Jr.	at Louisiana	Oct 8, 2010

Most passing yards in a half (all 300-yard halves)

1.	423	Mason Rudolph	Sr.	at Pittsburgh (1st)	Sep 16, 2017
2.	372	Mason Rudolph	Jr.	Pittsburgh (1st)	Sep 17, 2016
3.	328	Brandon Weeden	Jr.	Tulsa (1st)	Sep 18, 2010
4.	319	Wes Lunt	Fr.	at Arizona (2nd)	Sep 8, 2012
5.	313	Spencer Sanders	Sr.	Central Michigan (1st)	Sep 1, 2022
6.	310	Mason Rudolph	Jr.	Texas (1st)	Oct 1, 2016
7.	309	Mason Rudolph	Sr.	Kansas (1st)	Nov 25, 2017
8.	304	Taylor Cornelius	Sr.	at Oklahoma (1st)	Nov 10, 2018
	304	Mason Rudolph	Sr.	at Iowa State (2nd)	Nov 11, 2017

Highest percentage passes completed (10 attempts)

1.	100.0	Wes Lunt	Fr.	Savannah State	Sept 1, 2012	11-11
2.	91.7	Chris Chaloupka	So.	Fresno State	Sep 13, 1997	11-12
3.	90.0	Bobby Reid	So.	Baylor	Nov 11, 2006	9-10
4.	88.9	J.W. Walsh	So.	at UTSA	Sep 7, 2013	24-27
5.	85.7	Brandon Weeden	Sr.	Kansas	Oct 8, 2011	24-28
6.	85.2	Zac Robinson	Sr.	at Baylor	Oct 24, 2009	23-27
7.	83.8	Brandon Weeden	Sr.	at Texas Tech	Nov 12, 2011	31-37
8.	83.3	Mason Rudolph	Sr.	Tulsa	Aug 31, 2017	20-24
	83.3	Mike Gundy	Jr.	vs Wyoming	Dec 30, 1988	20-24
10.	81.3	Spencer Sanders	Sr.	UAPB	Sep 17, 2022	13-16
	81.3	Zac Robinson	Sr.	Grambling State	Sep 26, 2009	13-16

Highest percentage passes completed (20 attempts)

1.	88.9	J.W. Walsh	So.	at UTSA	Sep 7, 2013	24-27
2.	85.7	Brandon Weeden	Sr.	Kansas	Oct 8, 2011	24-28
3.	85.2	Zac Robinson	Sr.	at Baylor	Oct 24, 2009	23-27
4.	83.8	Brandon Weeden	Sr.	at Texas Tech	Nov 12, 2011	31-37
5.	83.3	Mason Rudolph	Sr.	Tulsa	Aug 31, 2017	20-24

Individual Single-Game Lists

Most passes had intercepted

1.	5	Ike Jackson	So.	Colorado	Oct 16, 1982
	5	Gary Porter	Fr.	at Colorado	Nov 7, 1992
3.	4	Spencer Sanders	Sr.	at Oklahoma	Nov 19, 2022
4.	4	Mike Gundy	Fr.	Missouri	Dec 4, 1986
4.	4	Mike Gundy	So.	at OU	Nov 7, 1987
4.	4	Al Peña	So.	at Texas A&M	Oct 15, 2005
4.	4	Al Peña	So.	at Iowa State	Oct 22, 2005
4.	4	Gary Porter	Fr.	at Kansas State	Nov 21, 1992
4.	4	Zac Robinson	Sr.	vs Ole Miss	Jan. 2, 2010
4.	4	Zac Robinson	Sr.	Texas	Oct 31, 2009
4.	4	Spencer Sanders	Jr.	vs. Baylor	Dec 4, 2021

Highest passing efficiency rating (10 attempts)

1.	311.5	Josh Fields	So.	Baylor	Nov 23, 2002
2.	291.9	Donovan Woods	Fr.	at Colorado	Oct 9, 2004
3.	290.8	Spencer Sanders	Sr.	UAPB	Sep 17, 2022
4.	273.3	Zac Robinson	Jr.	Texas A&M	Oct 4, 2008
5.	268.0	Chris Chaloupka	So.	Fresno State	Sep 13, 1997
6.	262.0	Taylor Cornelius	Sr.	at Kansas	Sep 29, 2018
7.	255.3	Dru Brown	Sr.	McNeese	Sep 7, 2019
8.	247.6	Mason Rudolph	Sr.	at Pittsburgh	Sep 16, 2017
9.	246.4	Josh Fields	So.	at Kansas	Nov 16, 2002
10.	243.3	Zac Robinson	Jr.	Iowa State	Nov 1, 2008
11.	241.1	Brandon Weeden	Jr.	Tulsa	Sep 18, 2010

Highest passing efficiency rating (20 attempts)

1.	262.0	Taylor Cornelius	Sr.	at Kansas	Sep 29, 2018
2.	258.6	Mason Rudolph	So.	TCU	Nov 07, 2015
3.	247.6	Mason Rudolph	Sr.	at Pittsburgh	Sep 16, 2017
4.	246.4	Josh Fields	So.	at Kansas	Nov 16, 2002
5.	243.3	Zac Robinson	Jr.	Iowa State	Nov 01, 2008
6.	241.1	Brandon Weeden	Jr.	Tulsa	Sep 18, 2010
7.	239.9	Clint Chelf	Sr.	Baylor	Nov 23, 2013
8.	239.2	J.W. Walsh	So.	at UTSA	Sep 7, 2013
9.	231.0	Brandon Weeden	Sr.	Kansas	Oct 8, 2011
	231.0	Josh Fields	Jr.	at SMU	Sep 20, 2003

Most passes caught

1.	16	Alex Loyd	Sr.	Kansas	Oct. 22, 1949
2.	13	Josh Stewart	So.	West Virginia	Nov 10, 2012
13	13	Josh Stewart	So.	Iowa State	Oct 20, 2012
13	13	Josh Cooper	Sr.	at Iowa State	Nov 18, 2010
13	13	Justin Blackmon	Jr.	Kansas State	Nov 5, 2011
13	13	Justin Blackmon	Jr.	Baylor	Oct 29, 2011
13	13	Justin Blackmon	So.	Baylor	Nov 6, 2010
13	13	Justin Blackmon	So.	at Louisiana	Oct 8, 2010
13	13	Dez Bryant	So.	vs Oregon	Dec 30, 2008
13	13	Adarius Bowman	Jr.	at Kansas	Oct 14, 2006
13	13	Rashaun Woods	Sr.	at SMU	Sep 20, 2003

Most yards receiving (All 200-yard games)

1.	300	Adarius Bowman	Jr.	at Kansas	Oct 14, 2006
2.	296	James Washington	Jr.	vs. Pittsburgh	Sep 17, 2016
3.	247	Dillon Stoner	Sr.	at Baylor	Dec 12, 2020
4.	236	Dez Bryant	So.	vs. Houston	Sep 6, 2008
5.	235	James Washington	Sr.	vs. Baylor	Oct 14, 2017
6.	232	Rashaun Woods	Sr.	at SMU	Sep 20, 2003
7.	226	Rashaun Woods	Jr.	vs. Oklahoma	Nov 30, 2002
8.	223	Rashaun Woods	Sr.	vs. Ole Miss	Jan 2, 2004
9.	220	Tylan Wallace	So.	vs. Texas	Oct 27, 2018
10.	220	Tylan Wallace	So.	at Oklahoma	Nov 10, 2018
11.	212	Dez Bryant	So.	vs. Baylor	Oct 18, 2008
12.	208	Curtis Mayfield	Jr.	vs. Nebraska	Oct 21, 1989
13.	207	Justin Blackmon	So.	at Texas Tech	Oct 16, 2010
14.	205	Justin Blackmon	Jr.	vs. Kansas State	Nov 5, 2011
15.	200	James Washington	So.	at Texas Tech	Oct 31, 2015

Highest average gain per reception (3 receptions)

1.	50.0	James Washington	So.	at Texas Tech	Oct 31, 2015	4-200
2.	43.5	Isaiah Anderson	Sr.	Texas Tech	Nov 17, 2012	4-174
3.	42.7	D'Juan Woods	So.	Oklahoma	Oct 30, 2004	3-128
4.	39.2	James Washington	Sr.	Baylor	Oct 14, 2017	6-235
5.	36.8	James Washington	So.	TCU	Nov 7, 2015	5-184
6.	36.2	David Glidden	Sr.	Central Arkansas	Sep 12, 2015	4-145
7.	36.0	Tylan Wallace	Jr.	McNeese	Sep 7, 2019	5-180
8.	35.3	Ethan Howell	Jr.	at Texas	Nov 7, 1998	3-106
9.	34.7	Curtis Mayfield	Jr.	Nebraska	Oct 21, 1989	6-208
10.	34.3	Marcellus Rivers	RFR.	at Texas	Nov 7, 1998	3-103

Most touchdown receptions

1.	7	Rashaun Woods	Sr.	at SMU	Sep 20, 2003
2.	4	Tracy Moore	Jr.	at Arizona	Sep 8, 2012
	4	Dez Bryant	So.	Iowa State	Nov 1, 2008
	4	Adarius Bowman	Jr.	at Kansas	Oct 14, 2006
5.	3	By many, last Tay Martin	vs. Notre Dame		Jan 1, 2022

Most total offense yards gained

1.	522	Mason Rudolph	Jr.	Pittsburgh	Sep 17, 2016
2.	502	Brandon Weeden	Sr.	Kansas State	Nov 5, 2011
3.	496	Spencer Sanders	Jr.	vs. Notre Dame	Jan 1, 2022
	496	Taylor Cornelius	Sr.	at Oklahoma	Nov 10, 2018
5.	494	Mason Rudolph	So.	at Pittsburgh	Sep 16, 2017
6.	486	Zac Robinson	So.	Texas	Nov 5, 2007
7.	483	Mason Rudolph	Jr.	at Kansas State	Nov 5, 2016
8.	476	Brandon Weeden	Sr.	at Iowa State	Nov 18, 2011
9.	470	Mason Rudolph	Sr.	Baylor	Oct 14, 2017
10.	463	Spencer Sanders	Sr.	Central Michigan	Sep 1, 2022
11.	461	J.W. Walsh	RFR.	Iowa State	Oct 20, 2012
	461	Zac Robinson	Jr.	Iowa State	Nov 1, 2008

Highest average gain per play (20 plays)

1.	15.0	Mason Rudolph	Sr.	at Pittsburgh	Sep 16, 2017	33-494
2.	14.0	Zac Robinson	Jr.	Iowa State	Nov 1, 2008	33-461
3.	13.8	Mason Rudolph	Sr.	Baylor	Oct 14, 2017	34-470
4.	13.2	Taylor Cornelius	Sr.	at Kansas	Sep 29, 2018	25-330
5.	12.6	Bobby Reid	So.	at Houston	Sep 23, 2006	29-366
6.	12.5	Tony Lindsay	So.	La.-Lafayette	Nov 14, 1998	23-288
7.	12.3	Brandon Weeden	Jr.	Tulsa	Sep 18, 2010	33-407
8.	12.2	Kendall Hunter	Sr.	Washington State	Sept 4, 2010	21-257
9.	12.0	Josh Fields	So.	at Kansas	Nov 16, 2002	29-349
10.	11.8	Mason Rudolph	So.	TCU	Nov 07, 2015	32-378
	11.8	Mike Gundy	Jr.	vs Wyoming	Dec 30, 1988	30-353

Most all-purpose yards gained

1.	386	Barry Sanders	Jr.	Kansas	Nov 12, 1988
2.	373	Barry Sanders	Jr.	at Kansas State	Oct 29, 1988
3.	365	Barry Sanders	Jr.	Tulsa	Oct 1, 1988
	365	Thurman Thomas	Sr.	Iowa State	Nov 21, 1987
5.	353	Barry Sanders	Jr.	vs Texas Tech	Dec 4, 1988
6.	346	David Thompson	Sr.	Baylor	Nov 23, 1996
	346	Barry Sanders	Jr.	at Iowa State	Nov 19, 1988
8.	321	Barry Sanders	Jr.	Miami (Ohio)	Sep 10, 1988
9.	311	Dez Bryant	So.	Houston	Sep 06, 2008
10.	305	Curtis Mayfield	Jr.	Nebraska	Oct 21, 1989

Most all-purpose attempts

1.	47	Barry Sanders	Jr.	vs Texas Tech	Dec 4, 1988
2.	44	David Thompson	Sr.	Baylor	Nov 23, 1996
	44	Thurman Thomas	So.	North Texas State	Sept 14, 1985
4.	43	Barry Sanders	Jr.	Kansas	Nov 12, 1988
	43	Ernest Anderson	Jr.	Iowa State	Nov 20, 1982
6.	42	Barry Sanders	Jr.	Oklahoma	Nov 5, 1988
	42	Barry Sanders	Jr.	at Nebraska	Oct 15, 1988
8.	41	J.D. King	Fr.	at West Virginia	Oct 28, 2017
	41	Thurman Thomas	So.	at Washington	Sept 7, 1985
	41	Ernest Anderson	Jr.	at Louisville	Sep 25, 1982

Defense

Most tackles

1.	27	Gary Darnell	Sr.	Texas Tech	Oct 4, 1969
2.	23	Keith Burns	Sr.	at Colorado	Nov 7, 1992
3.	21	James Ham	Jr.	at Colorado	Nov 2, 1985
	21	Matt Monger	Sr.	at Tulsa	Sept 29, 1984
5.	20	Jordan Sterns	So.	West Virginia	Oct 25, 2014
	20	Dwayne Levels	Sr.	at Baylor	Nov 17, 2001
	20	Cornell Cannon	RFR.	Colorado	Nov 11, 1989
	20	Leonard Jackson	Sr.	at Tulsa	Sep 13, 1986
	20	Jim Krebs	Sr.	at Colorado	Nov 2, 1985
10.	19	Jordan Sterns	Sr.	at Oklahoma	Dec 3, 2016
	19	Chad Whitener	So.	Baylor	Nov 21, 2015
	19	Raymond Cato	RFR.	Oklahoma	Nov 9, 1996
	19	Sim Drain	So.	Nebraska	Oct 17, 1987
	19	Mike Green	Sr.	at Kansas State	Nov 13, 1982

Most quarterback sacks

1.	4.0	Gary Lewis	Sr.	Colorado	Oct 16, 1982
2.	3.5	Andre Waddle	Sr.	Louisiana-Lafayette	Nov 14, 1998
3.	3.0	Jordan Brailford	Sr.	at Kansas	Sep 29, 2018
	3.0	Jordan Brailford	Sr.	Boise State	Sep 15, 2018
	3.0	Nathan Peterson	Sr.	at Baylor	Nov 17, 2007
	3.0	Nathan Peterson	Fr.	Iowa State	Oct 2, 2004
	3.0	Greg Richmond	Sr.	Wyoming	Sep 6, 2003
	3.0	Kevin Williams	Sr.	vs Southern Miss	Dec 27, 2002
	3.0	Jamal Williams	RFR.	Kansas State	Oct 14, 1995
	3.0	Jason Gildon	Sr.	Kansas State	Nov 20, 1993
	3.0	Jason Gildon	Jr.	Indiana State	Sept 5, 1992
	3.0	Jason Gildon	So.	Kansas State	Nov 23, 1991
	3.0	Jason Gildon	So.	at Iowa State	Oct 26, 1991
	3.0	Jason Gildon	So.	TCU	Sep 21, 1991
	3.0	Leslie O'Neal	Jr.	at Oklahoma	Nov 24, 1984
	3.0	Leslie O'Neal	So.	at Cincinnati	Sep 17, 1983
	3.0	Rodney Harding	Jr.	at Cincinnati	Sep 17, 1983

Most tackles for loss

1.	5.5	Emmanuel Ogbah	So.	at Kansas	Oct 11, 2014
2.	5.0	Jordan Brailford	Sr.	at Kansas	Sep 29, 2018
	5.0	Nathan Peterson	Sr.	at Baylor	Nov 17, 2007
	5.0	Keith Burns	Jr.	at Kansas	Oct 31, 1992
	5.0	Jason Gildon	So.	Kansas State	Nov 23, 1991
	5.0	Vernon Victor	So.	at Houston	Sept 12, 1987
	5.0	Gary Lewis	Sr.	Colorado	Oct 16, 1982
8.	4.5	Andre Waddle	Sr.	Louisiana-Lafayette	Nov 14, 1998
9.	4.0	Cole Walterscheid	So.	Pittsburgh	Sep 17, 2016
	4.0	Jamie Blatnick	Sr.	at Texas	Oct 15, 2011
	4.0	Nathan Peterson	Fr.	Iowa State	Oct 2, 2004
	4.0	Greg Richmond	Sr.	Wyoming	Sep 6, 2003



Emmanuel Ogbah



Individual Single-Game Lists

4.0	Kevin Williams	Sr.	vs Southern Miss	Dec 27, 2002
4.0	Juqua Thomas	Sr.	Baylor	Nov 18, 2000
4.0	Juqua Thomas	Sr.	Iowa State	Oct 14, 2000
4.0	Terrell Knauls	Sr.	Kansas	Nov 13, 1999
4.0	Andreil Waddle	Sr.	Baylor	Nov 21, 1998
4.0	Keith Burns	Sr.	Colorado	Nov 6, 1993
4.0	Ricky Shaw	Jr.	Iowa State	Nov 22, 1986

Most fumbles forced

1.	3	Amen Ogbongbemiga	Sr.	at TCU	Dec 5, 2020
2.	2	Jordan Brailford	Sr.	Boise State	Sep 15, 2018
2.	2	Justin Phillips	Jr.	Baylor	Oct 14, 2017
2.	2	Emmanuel Ogbah	Jr.	at West Virginia	Oct 10, 2015
2.	2	Jimmy Bean	Jr.	Texas Tech	Sep 25, 2014
2.	2	Tyler Johnson	Sr.	vs Purdue	Jan 1, 2013
2.	2	Jamar Ransom	Sr.	at Florida Atlantic	Sep 8, 2005
2.	2	Jamie Thompson	Jr.	Iowa State	Oct 2, 2004
2.	2	Kenyatta Wright	Jr.	Oklahoma	Oct 24, 1998
2.	2	Jason Gildon	Sr.	at Tulsa	Sep 18, 1993
2.	2	Jason Gildon	Jr.	Iowa State	Oct 24, 1992
2.	2	Andre Thompson	Jr.	at Miami (Fla.)	Oct 5, 1991
2.	2	Jerry Deckard	Sr.	Nebraska	Oct 17, 1987
2.	2	Stanley Blair	So.	at Iowa State	Nov 19, 1983

Most fumbles recovered

1.	3	Pagitte McGee	Sr.	at Florida Atlantic	Sep 8, 2005
2.	2	Amen Ogbongbemiga	Sr.	at TCU	Dec 5, 2020
2.	2	Tre Sterling	Jr.	Texas Tech	Nov 28, 2020
2.	2	Deric Robertson	Jr.	UTSA	Sep 19, 2015
2.	2	Brodrick Brown	Jr.	Baylor	Oct 29, 2011
2.	2	Orie Lemon	Sr.	Troy	Sep 11, 2010
2.	2	Courtney Mallory	So.	at Oklahoma	Nov 8, 1997
2.	2	Trent Alexander	Jr.	Texas	Oct 4, 1997
2.	2	Alton Weaver	Jr.	at Louisiana-Lafayette	Sep 6, 1997
2.	2	J.B. Flowers	RFr.	Utah State	Sept 21, 1996
2.	2	Skip Walker	Jr.	Missouri State	Sep 11, 1993
2.	2	Bobby Raynor	So.	Texas Tech	Sep 23, 1989
2.	2	Shawn Mackey	So.	Missouri	Oct 22, 1988
2.	2	Mike Clark	Fr.	at Colorado	Oct 8, 1988
2.	2	Sim Drain	Jr.	Tulsa	Oct 1, 1988
2.	2	Rodney Harding	Sr.	vs South Carolina	Dec 28, 1984
2.	2	James Ham	So.	Tulsa	Oct 1, 1983
2.	2	Matt Monger	Jr.	North Texas	Sept 10, 1983

Most fumble returns

1.	1	By many, last Kolby Harvell-Peel	vs. Notre Dame	Jan 1, 2022
----	---	----------------------------------	----------------	-------------

Most fumble return yards

1.	93	Terrence Robinson	Sr.	at Kansas	Nov 16, 2002	1 return
2.	85	Jason Taylor II	So.	at Kansas State	Nov 7, 2020	1 return
3.	82	K. Edison-McGruder	Jr.	Tulsa	Aug 31, 2017	1 return
4.	78	Tyler Patmon	Sr.	Baylor	Nov 23, 2013	1 return
5.	63	James Thomas	Jr.	Texas A&M	Sep 30, 2010	1 return
6.	59	Jamie Blatnick	Sr.	Oklahoma	Dec 3, 2011	1 return
7.	57	Donovan Woods	Jr.	Baylor	Nov 11, 2006	1 return
57	LaWaylon Brown	So.	Southern Miss	Sep 23, 2000	1 return	
9.	56	Tyren Irby	Jr.	West Virginia	Sep 6, 2020	1 return
10.	55	Justin Gent	Jr.	at Oklahoma	Nov 28, 2009	1 return

Most interceptions

1.	5	Lee Cook	-	at Detroit	Nov 28, 1942
2.	4	Bob Fenimore	So.	at Denver	Oct 21, 1944
3.	3	Jacob Lacey	Jr.	Texas	Nov 3, 2007
4.	2	By many, last Jason Taylor II	vs. Texas	Oct 22, 2022	

Most interception return yards

1.	112	Bob Fenimore	So.	at Denver	Oct 21, 1944	4 returns
2.	105	Darrent Williams	Fr.	at Baylor	Nov 17, 2001	2 returns
3.	104	Rod Brown	Sr.	Bowling Green	Sept 15, 1984	2 returns
4.	95	Charles Verner	Sr.	TCU	Oct 2, 1993	1 return
5.	85	Jason Taylor II	Jr.	at Texas	Oct 16, 2021	1 return
6.	82	Jerry Deckard	Jr.	Illinois State	Sep 27, 1986	1 return
7.	79	Andrew McGee	Sr.	Tulsa	Sep 18, 2010	1 return
8.	76	Rod Smith	So.	Kansas State	Oct 31, 1987	1 return
9.	73	Orie Lemon	Fr.	Florida Atlantic	Sep 16, 2006	1 return
73	Rod Smith	Jr.	Texas A&M	Sep 24, 1988	1 return	
11.	72	Daytawion Lowe	Sr.	Kansas State	Oct 5, 2013	1 return

Most pass breakups

1.	6	Kolby Harvell-Peel	So.	at Iowa State	Oct 26, 2019
2.	5	Darrent Williams	Jr.	Texas Tech	Oct 18, 2003
3.	4	Rodarius Williams	Sr.	West Virginia	Sep 26, 2020
4.	4	Perrish Cox	Sr.	Georgia	Sep 5, 2009
4.	4	Patrick Lavine	So.	Texas Tech	Sep 22, 2007
4.	4	Darrent Williams	Jr.	Wyoming	Sep 6, 2003
4.	4	Michael Cooper	Jr.	Baylor	Nov 18, 2000
8.	3	Numerous, last Jabbar Muhammad	vs. Texas Tech	Oct 8, 2022	

Special Teams

Most extra points made by kicking

1.	12	Quinn Sharp	Sr.	Savannah State	Sept 1, 2012
2.	10	Ben Grogan	Jr.	at Texas Tech	Oct 31, 2015
10	Quinn Sharp	Jr.	Kansas	Oct 8, 2011	
4.	9	Quinn Sharp	Jr.	at Texas Tech	Nov 12, 2011
9	Bruce Redden	Sr.	Baylor	Nov 11, 2006	
9	Luke Phillips	Jr.	Baylor	Nov 23, 2002	
9	Cary Blanchard	So.	Kansas	Nov 12, 1988	
8.	8	By many, last Tanner Brown	vs. Central Michigan	Sep 1, 2022	

Most extra points attempted by kicking

1.	12	Quinn Sharp	Sr.	Savannah State	Sept 1, 2012
2.	10	Ben Grogan	Jr.	at Texas Tech	Oct 31, 2015
10	Quinn Sharp	Jr.	Kansas	Oct 8, 2011	
4.	9	Quinn Sharp	Jr.	at Texas Tech	Nov 12, 2011
9	Bruce Redden	Sr.	Baylor	Nov 11, 2006	
9	Luke Phillips	Jr.	Baylor	Nov 23, 2002	
9	Cary Blanchard	So.	Kansas	Nov 12, 1988	
8.	8	By many, last Tanner Brown	vs. Central Michigan	Sep 1, 2022	

Most points scored by kicking

1.	19	Quinn Sharp	Jr.	Louisiana	Sep 3, 2011
2.	18	Quinn Sharp	Sr.	TCU	Oct 27, 2012
18	Dan Bailey	Sr.	at Louisiana	Oct 8, 2010	
4.	17	Quinn Sharp	Sr.	Louisiana	Sep 15, 2012
17	Dan Bailey	Sr.	Tulsa	Sep 18, 2010	
6.	16	Tanner Brown	Sr.	at TCU	Oct 15, 2022
16	Matt Ammendola	So.	Kansas	Nov 25, 2017	
16	Ben Grogan	So.	Missouri State	Sep 6, 2014	
16	Quinn Sharp	Sr.	vs Purdue	Jan 1, 2013	
16	Larry Roach	So.	Missouri	Oct 30, 1982	
11.	15	Tanner Brown	Sr.	Texas Tech	Oct 8, 2022
15	Ben Grogan	Fr.	Kansas State	Oct 5, 2013	
15	Dan Bailey	Jr.	Missouri	Oct 17, 2009	
15	Luke Phillips	Jr.	Texas Tech	Oct 18, 2003	
15	Luke Phillips	Jr.	vs Southern Miss	Dec 27, 2002	
15	Tim Sydnes	So.	Colorado	Oct 11, 1997	

Most field goals attempted

1.	6	Ben Grogan	So.	Missouri State	Sep 6, 2014
6	Cary Blanchard	Sr.	Northern Iowa	Sep 15, 1990	
3.	5	Ben Grogan	Fr.	Kansas State	Oct 5, 2013
5	Quinn Sharp	Sr.	TCU	Oct 27, 2012	
5	Luke Phillips	Jr.	vs Southern Miss	Dec 27, 2002	
5	Rick Myers	RFr.	at Iowa State	Oct 26, 1991	
5	Cary Blanchard	Jr.	Texas Tech	Sep 23, 1989	
5	Cary Blanchard	Fr.	at Wyoming	Sept 19, 1987	
5	Larry Roach	Sr.	San Diego State	Sept 24, 1984	
5	Larry Roach	So.	Missouri	Oct 30, 1982	
11.	4	By many, last Tanner Brown	at TCU	Oct 15, 2022	

Most field goals made

1.	5	Quinn Sharp	Sr.	TCU	Oct 27, 2012
5	Larry Roach	So.	Missouri	Oct 30, 1982	
3.	4	Tanner Brown	SSr.	at TCU	Oct 15, 2022
4	Tanner Brown	SSr.	Texas Tech	Oct 8, 2022	
4	Tanner Brown	Sr.	at Texas	Oct 16, 2021	
4	Matt Ammendola	Sr.	Kansas State	Sep 28, 2019	
4	Ben Grogan	So.	Missouri State	Sep 6, 2014	
4	Ben Grogan	Fr.	Kansas State	Oct 5, 2013	
4	Quinn Sharp	Jr.	Louisiana	Sep 3, 2011	
4	Dan Bailey	Sr.	at Louisiana	Oct 8, 2010	
4	Dan Bailey	Jr.	Missouri	Oct 17, 2009	
4	Luke Phillips	Jr.	vs Southern Miss	Dec 27, 2002	
4	Tim Sydnes	So.	Colorado	Oct 11, 1997	
4	Cary Blanchard	Sr.	at Iowa State	Nov 17, 1990	
4	Larry Roach	Sr.	San Diego State	Sep 24, 1984	

Most punts

1.	22	Ralph Higgins	-	at Kansas	Oct 13, 1923
2.	14	Quinn Sharp	RFr.	at Oklahoma	Nov 28, 2009
3.	11	Cary Cooper	Fr.	Iowa State	Nov 22, 1986
11	Matt Fodge	Jr.	at Oklahoma	Nov 26, 2005	
11	Scott Tyner	Sr.	at Oklahoma	Nov 13, 1993	
11	Scott Tyner	Jr.	at Nebraska	Oct 10, 1992	
7.	10	Zach Sinor	RFr.	Baylor	Nov 21, 2015
10	John Conway	Jr.	at San Diego State	Nov 27, 1982	
10	Cary Cooper	Jr.	at Oklahoma	Oct 18, 1986	
10	Gary Cooper	Fr.	at Nebraska	Oct 6, 1984	
10	Scott Elder	So.	at Oklahoma	Nov 27, 1999	
10	Kip Smith	Jr.	at West Virginia	Sep 28, 2013	

Most punts downed inside 20

1.	6	Zach Sinor	RFr.	at West Virginia	Nov 7, 2015
6	Barry Vincent	Sr.	Colorado	Nov 9, 1991	
3.	5	Tom Hutton	Sr.	Central Michigan	Sep 1, 2022

5	Tom Hutton	So.	at TCU	Dec 5, 2020
5	Zach Sinor	So.	Iowa State	Oct 9, 2016
5	Zach Sinor	So.	Central Michigan	Sep 10, 2016
5	Scott Elder	Sr.	Texas Tech	Nov 10, 2001
7.	4	By many, last Tom Hutton	at Baylor	Oct 1, 2022

Most blocked kicks

1.	2	Vincent Taylor	Jr.	Texas	Oct 1, 2016
2	Zack Craig	Jr.	Texas Tech	Nov 17, 2012	
2	Leslie O'Neal	Jr.	Missouri	Nov 10, 1984	
4.	1	By many, last Sione Asi	vs. UAPB	Sep 17, 2022	

Most punt returns

1.	9	Bob Fenimore	Fr.	vs. Texas Tech	Sep 24, 1943
2.	8	Terrance Davis-Bryant	Sr.	vs Louisiana Tech	Aug 31, 2002
8	Terrence Richardson	Sr.	Louisiana-Lafayette	Sep 4, 1999	
8	RW McQuarters	Jr.	Fresno State	Sep 13, 1997	
5.	7	Perrish Cox	So.	Florida Atlantic	Sep 8, 2007
7	Gabe Lindsay	So.	Texas State	Sep 16, 2000	
7	Scott Harmon	Sr.	Colorado	Nov 6, 1993	
7	Mark Cromer	Sr.	Iowa State	Nov 20, 1982	
9.	6	Terrence Richardson	Sr.	Kansas	Nov 13, 1999
6	RW McQuarters	So.	Missouri State	Aug 31, 1996	
6	Barry Sanders	Fr.	Iowa State	Nov 22, 1986	

Most punt return yards

1.	181	Bob Fenimore	Fr.	vs. Texas Tech	Sep 24, 1943	9 ret.
2.	162	Darrent Williams	Sr.	SMU	Sep 18, 2004	5 ret.
3.	153	Darrent Williams	Jr.	La.-Lafayette	Oct 4, 2003	3 ret.
4.	140	Terrence Richardson	Sr.	Kansas	Nov 13, 1999	6 ret.
5.	134	Gabe Lindsay	Sr.	Baylor	Nov 23, 2002	5 ret.
6.	129	RW McQuarters	Jr.	La.-Monroe	Sep 27, 1997	3 ret.
7.	127	Terrance Davis-Bryant	Sr.	vs La. Tech	Aug 31, 2002	8 ret.
8.	124	Josh Stewart	Jr.	TCU	Oct 19, 2013	2 ret.
9.	114	Josh Stewart	Jr.	Lamar	Sep 14, 2013	3 ret.
10.	113	RW McQuarters	Jr.	Texas	Oct 4, 1997	4 ret.

Most yards per punt return (min. 2 Ret.)

1.	62.0	Josh Stewart	Jr.	TCU	Oct 19, 2013	2-124
2.	51.0	Darrent Williams	Jr.	Louisiana	Oct 4, 2003	3-153
3.	43.5	Dez Bryant	So.	Texas A&M	Oct 4, 2008	2-87
4.	43.0	RW McQuarters	Jr.	La.-Monroe	Sep 27, 1997	3-129
43.0	Mike Clark	So.	at Oklahoma	Oct 7, 1989	2-86	
6.	42.5	Prentiss Elliott	Fr.	Baylor	Nov 13, 2004	2-85
7.	38.0	Josh Stewart	Jr.	Lamar	Sep 14, 2013	3-114
8.	37.5	Tommy Devoreaux	Jr.	Missouri State	Sep 2, 2006	2-75
37.5	Barry Sanders	So.	Colorado	Oct 10, 1987	2-75	
10.	36.5	Josh Stewart	Jr.	vs. Purdue	Jan 1, 2013	2-73

Most kickoff returns

1.	6	Braydon Johnson	Jr.	at Oklahoma	Nov 21, 2020
6	Jeff Carr	Fr.	Baylor	Nov 21, 2015	
6	Jeff Carr	Fr.	at Iowa State	Nov 14, 2015	
6	Tyreek Hill	Jr.	vs. Florida State	Aug 30, 2014	
6	Justin Gilbert	Fr.	Oklahoma	Nov 27, 2010	
6	Perrish Cox	So.	at Georgia	Sep 1, 2007	
6	Grant Jones	Sr.	vs Alabama	Dec 28, 2006	
6	Terrance Davis-Bryant	Jr.	Louisiana Tech	Sep 8, 2001	
6	RW McQuarters	Fr.	Nebraska	Aug 31, 1995	
10.	5	By many, last Tyrone Johnson	vs. TCU	Sep 23, 2017	

Most kickoff return yards

1.	208	Chris Massey	Jr.	Texas Tech	Nov 10, 2001	5 ret.
2.	195	Justin Gilbert	Fr.	Oklahoma	Nov 27, 2010	6 ret.
3.	177	Terrance Davis-Bryant	Jr.	Louisiana Tech	Sep 8, 2001	6 ret.
4.	157	Grant Jones				

Individual Single-Season Lists



Barry Sanders

Scoring

Total points scored

1.	264	Barry Sanders	Jr.	44 TD	1988
2.	162	Terry Miller	Jr.	27 TD	1976
3.	156	Quinn Sharp	Sr.	72 PAT, 28 FG	2012
	156	Joseph Randle	So.	26 TD	2011
5.	149	Dan Bailey	Sr.	68 PAT, 27 FG	2010
6.	145	Quinn Sharp	Jr.	79 PAT, 22 FG	2011
7.	139	Matt Ammendola	So.	70 PAT, 23 FG	2017
8.	132	Justin Blackmon	So.	22 TD	2010
9.	128	Chuba Hubbard	Sr.	21 TD, 1 PAT	2019
	128	Thurman Thomas	Sr.	21 TD, 1 PAT	1987
	128	Dez Bryant	So.	21 TD, 1 PAT	2008

Touchdowns scored

1.	44	Barry Sanders	Jr.	42 rush, 2 ret	1988
2.	27	Terry Miller	Jr.	27 rush	1976
3.	26	Joseph Randle	So.	24 rush, 2 rcv	2011
4.	22	Justin Blackmon	So.	1 rush, 20 rcv, 1 ret	2010
5.	21	Chuba Hubbard	So.	21 rush	2019
	21	Dez Bryant	So.	19 rcv, 2 ret	2008
	21	Thurman Thomas	Sr.	21 rush	1987
8.	18	Justin Blackmon	Jr.	18 rcv	2011
9.	17	Thurman Thomas	So.	15 rush, 1 rcv, 1 ret	1985
	17	Kendall Hunter	So.	16 rush, 1 rcv	2008
	17	Rashaun Woods	Jr.	17 rcv	2002

Offense

Rushing yards (1,000-yard seasons)

1.	2850	Barry Sanders	Jr.	373-2850	1988
2.	2094	Chuba Hubbard	So.	328-2094	2019
3.	1887	Terry Miller	Jr.	314-1887	1976
4.	1877	Ernest Anderson	Jr.	353-1877	1982
5.	1767	Thurman Thomas	Sr.	283-1767	1987
6.	1680	Terry Miller	Sr.	314-1680	1977
7.	1650	Thurman Thomas	So.	328-1650	1985
8.	1642	Gerald Hudson	Sr.	279-1642	1990
9.	1555	Kendall Hunter	So.	241-1555	2008
10.	1548	Kendall Hunter	Sr.	271-1548	2010
11.	1524	David Thompson	Sr.	293-1524	1996
12.	1509	David Thompson	Jr.	256-1509	1995
13.	1474	Vernand Morency	So.	258-1474	2004
14.	1467	Justice Hill	So.	268-1467	2017
15.	1417	Joseph Randle	Jr.	274-1417	2012
16.	1286	Tatum Bell	Sr.	213-1286	2003
17.	1272	Dantrell Savage	Sr.	223-1272	2007
18.	1218	Keith Toston	Sr.	227-1218	2009
19.	1216	Jaylen Warren	Sr.	256-1216	2021
	1216	Joseph Randle	So.	208-1216	2011

20.	1142	Justice Hill	Fr.	206-1142	2016
21.	1096	Tatum Bell	Jr.	175-1096	2002
22.	1048	Reggie White	Jr.	210-1048	2000
23.	1048	Bob Fenimore	Jr.	142-1048	1945
24.	1026	Terry Miller	So.	179-1026	1975

Rushing attempts

1.	373	Barry Sanders	Jr.	373-2850	1988
2.	353	Ernest Anderson	Jr.	353-1877	1982
3.	328	Chuba Hubbard	So.	328-2094	2019
	328	Thurman Thomas	So.	328-1650	1985
5.	314	Terry Miller	Sr.	314-1680	1977
	314	Terry Miller	Jr.	314-1887	1976
7.	293	David Thompson	Sr.	293-1524	1996
8.	283	Thurman Thomas	Sr.	283-1767	1987
9.	279	Gerald Hudson	Sr.	279-1642	1990
10.	274	Joseph Randle	Jr.	274-1417	2012

Rushing touchdowns

1.	42	Barry Sanders	Jr.	1988	
2.	27	Terry Miller	Jr.	1976	
3.	24	Joseph Randle	So.	2011	
4.	21	Chuba Hubbard	So.	2019	
	21	Thurman Thomas	Sr.	1987	
6.	16	Kendall Hunter	Sr.	2010	
	16	Kendall Hunter	So.	2008	
	16	Tatum Bell	Sr.	2003	
9.	15	Justice Hill	So.	2017	
	15	Thurman Thomas	So.	1985	

Average yards/rush (min. 100 attempts)

1.	7.64	Barry Sanders	Jr.	373-2850	1988
2.	6.80	Vernand Morency	RFr.	135-918	2003
3.	6.73	Keith Toston	Jr.	102-686	2008
4.	6.51	Dantrell Savage	Jr.	126-820	2006
5.	6.50	Kendall Hunter	Fr.	107-696	2007
6.	6.45	Kendall Hunter	So.	241-1555	2008
7.	6.40	Andre Richardson	Fr.	121-774	1994
8.	6.38	Chuba Hubbard	So.	328-2094	2019
9.	6.26	Tatum Bell	Jr.	175-1096	2002
10.	6.24	Thurman Thomas	Sr.	283-1767	1987

Rushing yards/game (min. 5 games)

1.	237.5	Barry Sanders	Jr.	12 games	1988
2.	170.6	Ernest Anderson	Jr.	11 games	1982
3.	161.1	Chuba Hubbard	So.	13 games	2019
4.	157.3	Terry Miller	Jr.	12 games	1976
5.	152.7	Terry Miller	Sr.	12 games	1977
6.	149.3	Gerald Hudson	Sr.	11 games	1990
7.	147.2	Thurman Thomas	Sr.	12 games	1987
8.	138.5	David Thompson	Sr.	11 games	1996
9.	137.5	Thurman Thomas	So.	12 games	1985
10.	134.0	Vernand Morency	So.	11 games	2004

Pass attempts

1.	565	Brandon Weeden	Sr.	409-565-13	2011
2.	511	Brandon Weeden	Jr.	342-511-13	2010
3.	489	Mason Rudolph	Sr.	318-489-9	2017
4.	485	Taylor Cornelius	Sr.	288-485-13	2018
5.	448	Mason Rudolph	Jr.	284-448-4	2016
6.	424	Mason Rudolph	So.	264-424-9	2015
7.	408	Josh Fields	So.	226-408-10	2002
8.	391	Spencer Sanders	Jr.	243-391-12	2021
9.	368	Spencer Sanders	Sr.	212-368-9	2022
10.	338	Josh Fields	Jr.	184-338-12	2003

Pass completions

1.	409	Brandon Weeden	Sr.	409-565-13	2011
2.	342	Brandon Weeden	Jr.	342-511-13	2010
3.	318	Mason Rudolph	Sr.	318-489-9	2017
4.	288	Taylor Cornelius	Sr.	288-485-13	2018
5.	284	Mason Rudolph	Jr.	284-448-4	2016
6.	264	Mason Rudolph	So.	264-424-9	2015
7.	243	Spencer Sanders	Jr.	243-391-12	2021
8.	226	Josh Fields	So.	226-408-10	2002
9.	212	Spencer Sanders	Sr.	212-368-9	2022
10.	204	Zac Robinson	Jr.	204-314-10	2008

Passing yards

1.	4904	Mason Rudolph	Sr.	318-489-9	2017
2.	4727	Brandon Weeden	Sr.	409-565-13	2011
3.	4277	Brandon Weeden	Jr.	342-511-13	2010
4.	4091	Mason Rudolph	Jr.	284-448-4	2016
5.	3978	Taylor Cornelius	Sr.	288-485-13	2018
6.	3770	Mason Rudolph	So.	264-424-9	2015
7.	3145	Josh Fields	So.	226-408-10	2002
8.	3064	Zac Robinson	Jr.	204-314-10	2008
9.	2839	Spencer Sanders	Jr.	243-391-12	2021
10.	2824	Zac Robinson	So.	201-333-9	2007

Passing touchdowns

1.	37	Mason Rudolph	Sr.	2017	
	37	Brandon Weeden	Sr.	2011	
3.	34	Brandon Weeden	Jr.	2010	
4.	32	Taylor Cornelius	Sr.	2018	
5.	31	Josh Fields	So.	2002	
6.	28	Mason Rudolph	Jr.	2016	
7.	25	Zac Robinson	Jr.	2008	
8.	24	Bobby Reid	So.	2006	
9.	23	Zac Robinson	So.	2007	
10.	21	Mason Rudolph	So.	2015	
	21	Josh Fields	Jr.	2003	
	21	Mike Gundy	Jr.	1988	

Passes had intercepted

1.	21	Tony Pounds	Jr.	133-269-21	1970
2.	18	Kenny Ford	Sr.	111-238-18	1991
3.	16	Robert Cutburth	Jr.	111-275-16	1969
	16	Ronnie Johnson	Sr.	121-247-16	1968
5.	15	Tony Pounds	Sr.	56-133-15	1971
6.	14	Ike Jackson	So.	100-198-14	1982
	14	Tone' Jones	So.	114-256-14	1994
	14	Gary Porter	Fr.	96-187-14	1992
9.	13	Taylor Cornelius	Sr.	288-485-13	2018
	13	Ronnie Williams	So.	138-291-13	1985
	13	Al Peña	So.	89-179-13	2005
	13	Brandon Weeden	Sr.	409-565-13	2011
	13	Brandon Weeden	Jr.	342-511-13	2010
	13	Mike Gundy	So.	182-306-13	1987

Pass completion pct (min. 100 attempts)

1.	72.4	Brandon Weeden	Sr.	409-565-13	2011
2.	67.3	Dru Brown	Sr.	72-107-1	2019
3.	66.9	Brandon Weeden	Jr.	342-511-13	2010
	66.9	J.W. Walsh	RFr.	109-163-3	2012
5.	65.5	Mike Gundy	Jr.	173-260-12	1988
6.	65.0	Mason Rudolph	Sr.	318-489-9	2017
	65.0	Zac Robinson	Jr.	204-314-10	2008
8.	63.4	Mason Rudolph	Sr.	284-448-4	2016
9.	62.8	Spencer Sanders	RFr.	155-247-11	2019
	62.8	Spencer Sanders	RSO.	155-247-8	2020

Pass efficiency (min. 100 attempts)

1.	170.6	Mason Rudolph	Sr.	318-489-9	2017
2.	170.1	J.W. Walsh	RFr.	109-163-3	2012
3.	166.8	Zac Robinson	Jr.	204-314-10	2008
4.	164.0	Mike Gundy	Jr.	173-260-12	1988
5.	159.7	Brandon Weeden	Sr.	409-565-13	2011
6.	158.9	Mason Rudolph	Jr.	284-448-4	2016
7.	154.1	Brandon Weeden	Jr.	342-511-13	2010
8.	150.6	Dru Brown	Sr.	72-107-1	2019
9.	150.2	Tony Lindsay	RFr.	85-141-7	1997
10.	149.1	Mason Rudolph	So.	264-424-9	2015



Individual Single-Season Lists

Passing TD/INT ratio (min. 100 attempts)

1.	7.00	Mason Rudolph	Jr.	28 TD, 4 INT	2016
2.	5.00	Toné Jones	Fr.	5 TD, 1 INT	1993
3.	4.11	Mason Rudolph	Sr.	37 TD, 9 INT	2017
4.	3.10	Josh Fields	So.	31 TD, 10 INT	2002
5.	3.00	Charlie Weatherbie	So.	6 TD, 2 INT	1974
6.	2.85	Brandon Weeden	Sr.	37 TD, 13 INT	2011
7.	2.62	Brandon Weeden	Jr.	34 TD, 13 INT	2010
8.	2.60	Donovan Woods	Fr.	13 TD, 5 INT	2004
9.	2.56	Zac Robinson	So.	23 TD, 9 INT	2007
10.	2.50	Zac Robinson	Jr.	25 TD, 10 INT	2008
	2.50	Clint Chelf	Jr.	15 TD, 6 INT	2012
	2.50	Dick Soergel	Jr.	5 TD, 2 INT	1958

Average yards/pass attempt (min. 100 attempts)

1.	10.0	Mason Rudolph	Sr.	318-489-9	2017
2.	9.8	Zac Robinson	Jr.	204-314-10	2008
3.	9.6	J.W. Walsh	RFr.	109-163-3	2012
4.	9.5	Mike Gundy	Jr.	173-260-12	1988
5.	9.1	Mason Rudolph	Jr.	284-448-4	2016
		Tony Lindsay	RFr.	85-141-7	1997
7.	8.9	Mason Rudolph	So.	264-424-9	2015
8.	8.7	Donovan Woods	RFr.	97-187-5	2004
9.	8.5	Bobby Reid	So.	148-267-11	2006
	8.5	Zac Robinson	So.	201-333-9	2007
	8.5	Wes Lunt	Fr.	81-131-7	2012

Average yards/pass completion (min. 100 attempts)

1.	19.1	Brent Blackman	Jr.	30-102-6	1972
2.	18.5	Charles Weatherbie	Sr.	42-109-10	1976
3.	16.8	Donovan Woods	RFr.	97-187-5	2004
4.	15.4	Mason Rudolph	Sr.	318-489-9	2017
5.	15.3	Bobby Reid	So.	148-267-11	2006
6.	15.1	Tony Lindsay	RFr.	85-141-7	1997
7.	15.0	Zac Robinson	Jr.	204-314-10	2008
8.	14.9	Tony Lindsay	So.	97-196-6	1998
9.	14.4	Mason Rudolph	Jr.	284-448-4	2016
10.	14.3	J.W. Walsh	RFr.	109-163-3	2012
	14.3	Mike Gundy	Jr.	173-260-12	1988
	14.3	Mason Rudolph	So.	264-424-9	2015

Passing yards/game (min. 5 games)

1.	377.2	Mason Rudolph	Sr.	13 games	2017
2.	363.6	Brandon Weeden	Sr.	13 games	2011
3.	329.0	Brandon Weeden	Jr.	13 games	2010
4.	314.7	Mason Rudolph	Jr.	13 games	2016
5.	306.0	Taylor Cornelius	Sr.	13 games	2018
6.	290.0	Mason Rudolph	So.	13 games	2015
7.	264.2	Spencer Sanders	Sr.	10 games	2022
8.	241.9	Josh Fields	So.	13 games	2002
9.	235.7	Zac Robinson	Jr.	13 games	2008
10.	226.8	Daxx Garman	Jr.	9 games	2014
11.	223.0	Spencer Sanders	So.	9 games	2020

Receiving yards (1,000-yard seasons)

1.	1782	Justin Blackmon	So.	111-1782	2010
2.	1695	Rashaun Woods	Jr.	107-1695	2002
3.	1549	James Washington	Sr.	74-1549	2017
4.	1522	Justin Blackmon	Jr.	122-1522	2011
5.	1491	Tylan Wallace	So.	86-1491	2018
6.	1480	Dez Bryant	So.	87-1480	2008
7.	1441	Hart Lee Dykes	Sr.	84-1441	1988
8.	1380	James Washington	Jr.	71-1380	2016
9.	1367	Rashaun Woods	Sr.	77-1367	2003
10.	1210	Josh Stewart	So.	101-1210	2012
11.	1181	Adarius Bowman	Jr.	60-1181	2006
12.	1156	Marcell Ateman	Sr.	59-1156	2017
13.	1087	James Washington	So.	53-1087	2015
14.	1050	Hart Lee Dykes	Jr.	64-1050	1987
15.	1046	Tay Martin	Jr.	80-1046	2021
16.	1023	Rashaun Woods	So.	80-1023	2001
17.	1006	Adarius Bowman	Sr.	67-1006	2007

Receptions

1.	122	Justin Blackmon	Jr.	122-1522	2011
2.	111	Justin Blackmon	So.	111-1782	2010
3.	107	Rashaun Woods	Jr.	107-1695	2002
4.	101	Josh Stewart	So.	101-1210	2012
5.	87	Dez Bryant	So.	87-1480	2008
6.	86	Tylan Wallace	So.	86-1491	2018
7.	84	Hart Lee Dykes	Sr.	84-1441	1988
8.	80	Tay Martin	Sr.	80-1046	2021
8.	80	Rashaun Woods	So.	80-1023	2001
10.	77	Rashaun Woods	Sr.	77-1367	2003

Receiving touchdowns

1.	20	Justin Blackmon	So.	2010
2.	19	Dez Bryant	So.	2008
3.	18	Justin Blackmon	Jr.	2011
4.	17	Rashaun Woods	Jr.	2002
5.	15	Rashaun Woods	Sr.	2003
	15	Hart Lee Dykes	Sr.	1988
7.	13	James Washington	Sr.	2017
8.	12	Tylan Wallace	So.	2018
	12	Adarius Bowman	Jr.	2006
10.	10	Tay Martin	Sr.	2021
	10	James Washington	Jr.	2016
	10	James Washington	So.	2015
	10	Rashaun Woods	So.	2001

Average yards/catch (min. 30 receptions)

1.	20.93	James Washington	Sr.	74-1549	2017
2.	20.91	D'Juan Woods	So.	33-690	2004
3.	20.51	James Washington	So.	53-1087	2015
4.	19.93	Blake Jackson	Jr.	30-598	2012
5.	19.68	Adarius Bowman	Jr.	60-1181	2006
6.	19.59	Marcell Ateman	Sr.	59-1156	2017
7.	19.44	James Washington	So.	71-1380	2016
8.	18.90	Brandon Sheperd	Jr.	39-737	2014
9.	17.94	Curtis Mayfield	Jr.	49-879	1989
10.	17.83	Rafael Denson	Sr.	40-713	1994

Receptions/game (min. 5 games)

1.	9.38	Justin Blackmon	Jr.	13 games	2011
2.	9.25	Justin Blackmon	So.	12 games	2010
3.	8.23	Rashaun Woods	Jr.	13 games	2002
4.	7.77	Josh Stewart	So.	13 games	2012
5.	7.27	Rashaun Woods	So.	11 games	2001
6.	7.00	Hart Lee Dykes	Sr.	12 games	1988
7.	6.69	Dez Bryant	So.	13 games	2008
8.	6.63	Tylan Wallace	Jr.	8 games	2019
9.	6.62	Tylan Wallace	So.	13 games	2018
10.	6.15	Tay Martin	Sr.	13 games	2021

Total offense yards

1.	4939	Mason Rudolph	Sr.	550-4939	2017
2.	4625	Brandon Weeden	Sr.	582-4625	2011
3.	4384	Taylor Cornelius	Sr.	607-4384	2018
4.	4209	Brandon Weeden	Jr.	528-4209	2010
5.	4152	Mason Rudolph	Jr.	531-4152	2016
6.	3735	Mason Rudolph	So.	491-3735	2015
7.	3671	Zac Robinson	So.	473-3671	2007
8.	3626	Zac Robinson	Jr.	460-3626	2008
9.	3507	Spencer Sanders	Jr.	537-3507	2021
10.	3073	Josh Fields	So.	458-3073	2002
11.	3033	Spencer Sanders	Sr.	475-3033	2022
12.	2867	Barry Sanders	Jr.	375-2867	1988

Touchdowns responsible for

1.	47	Mason Rudolph	Sr.	2017
2.	44	Barry Sanders	Jr.	1988
3.	42	Taylor Cornelius	Sr.	2018
4.	38	Brandon Weeden	Sr.	2011
5.	34	Mason Rudolph	Jr.	2016
	34	Brandon Weeden	Jr.	2010
	34	Josh Fields	So.	2002
8.	33	Zac Robinson	Jr.	2008
9.	32	Zac Robinson	So.	2007
10.	29	Bobby Reid	So.	2006

Total offense/game (min. 5 games)

1.	379.9	Mason Rudolph	Sr.	13 games	2017
2.	355.8	Brandon Weeden	Sr.	13 games	2011
3.	337.2	Taylor Cornelius	Sr.	13 games	2018
4.	323.8	Brandon Weeden	Jr.	13 games	2010
5.	319.4	Mason Rudolph	Jr.	13 games	2016
6.	303.3	Spencer Sanders	Sr.	10 games	2022
7.	287.3	Mason Rudolph	So.	13 games	2015
8.	282.4	Zac Robinson	So.	13 games	2007
9.	278.9	Zac Robinson	Jr.	13 games	2008
10.	269.8	Spencer Sanders	Jr.	13 games	2021
11.	252.9	Spencer Sanders	So.	9 games	2020
12.	244.8	Spencer Sanders	RFr.	11 games	2019

Total offense/play (min. 200 plays)

1.	8.98	Mason Rudolph	Sr.	550-4939	2017
2.	8.70	J.W. Walsh	RFr.	213-1854	2012
3.	7.97	Brandon Weeden	Jr.	528-4209	2010
4.	7.95	Brandon Weeden	Sr.	582-4625	2011
5.	7.88	Zac Robinson	Jr.	460-3626	2008
6.	7.82	Mason Rudolph	Jr.	531-4152	2016
7.	7.76	Zac Robinson	So.	473-3671	2007
8.	7.68	Clint Chelf	Jr.	228-1750	2012
9.	7.65	Barry Sanders	Jr.	375-2867	1988
10.	7.64	Mike Gundy	Jr.	324-2474	1988

All purpose yards

1.	3526	Barry Sanders	Jr.	1988
2.	2334	Chuba Hubbard	So.	2019
3.	2130	Thurman Thomas	Sr.	1987
4.	2009	Terry Miller	Jr.	1976
5.	1980	Ernest Anderson	Jr.	1982
6.	1922	Thurman Thomas	So.	1985
7.	1885	Dez Bryant	So.	2008
8.	1866	Justin Blackmon	So.	2010
9.	1811	Tyreek Hill	Jr.	2014
10.	1784	Terry Miller	Sr.	1977

All purpose yards/game (Min. 5 games)

1.	293.8	Barry Sanders	Jr.	12 games	1988
2.	180.0	Ernest Anderson	Jr.	11 games	1982
3.	179.5	Chuba Hubbard	So.	13 games	2019
4.	177.5	Thurman Thomas	Sr.	12 games	1987
5.	167.4	Terry Miller	Jr.	11 games	1976
6.	162.3	Terry Miller	Sr.	11 games	1977
7.	160.2	Thurman Thomas	So.	12 games	1985
8.	159.0	David Thompson	Sr.	11 games	1996
9.	155.5	Justin Blackmon	So.	12 games	2010
10.	151.5	Gerald Hudson	Sr.	11 games	1990

Defense

Total tackles

1.	183	Mike Green	Sr.	1982
2.	175	Matt Monger	Sr.	1984
3.	171	Barty Chappell	Sr.	1970
4.	157	Larry Gosney	Sr.	1968
5.	146	Ricky Young	So.	1979
6.	139	John Little	So.	1968
7.	138	Mike Green	So.	1980
8.	136	Matt Monger	Jr.	1983
9.	135	Leon Ward	Jr.	1964
10.	134	James Ham	Sr.	1985
	134	John Weimer	Sr.	1976
	134	Leslie O'Neal	Jr.	1984

Tackles for loss

1.	21.5	Juqua Thomas	Sr.	21.5-90	2000
2.	20.5	Jason Gildon	So.	20.5-101	1991
3.	19.5	Greg Richmond	Sr.	19.5-108	2003
4.	19.0	Jason Gildon	Jr.	19-96	1992
5.	18.0	Gary Lewis	Jr.	18-139	1981
6.	17.5	Emmanuel Ogbah	Jr.	17.5-74	2015
7.	17.5	Jason Gildon	Sr.	17.5-99	1993
8.	17.0	Emmanuel Ogbah	So.	17-89	2014
	17.0	Barry Price	Sr.	17-76	1973
	17.0	Leslie O'Neal	Jr.	17-116	1984
	17.0	Dexter Manley	Jr.	17-78	1979
	17.0	Barry Price	Sr.	17-76	1973

Yards from tackles for loss

1.	139	Gary Lewis	Jr.	18-139	1981
2.	120	Leslie O'Neal	Jr.	17-120	1984
3.	110	Rodney Harding	Fr.	12-110	1981
4.	108	Greg Richmond	Sr.	19.5-108	2003
5.	101	Jason Gildon	So.	20.5-101	1991
6.	99	Jason Gildon	Sr.	17.5-99	1993
7.	98	Daria Butler	Jr.	15-98	1976
8.	97	Juqua Thomas	Sr.	21.5-97	2000
9.	96	Jason Gildon	Jr.	19-96	1992
10.	90	Phillip Dokes	Jr.	16-90	1975

Quarterback sacks

1.	16.0	Leslie O'Neal	Jr.	16-118	1984
2.	14.0	Gary Lewis	Jr.	14-116	1981
3.	13.0	Emmanuel Ogbah	Jr.	13-62	2015
4.	12.5	Greg Richmond	Sr		

Individual Single-Season Lists

Yards from sacks

1.	118	Leslie O'Neal	Jr.	16-118	1984
2.	116	Gary Lewis	Jr.	14-116	1981
3.	100	Rodney Harding	Fr.	9-100	1981
4.	90	Greg Richmond	Sr.	12.5-90	2003
5.	80	Jason Gildon	So.	12.5-80	1991
	80	Leslie O'Neal	So.	12-80	1983
7.	78	Emmanuel Ogbah	So.	11-78	2014
8.	76	Collin Oliver	Fr.	11.5-76	2021
9.	71	Gary Lewis	Sr.	9-71	1982
10.	67	Nathan Peterson	Jr.	8-67	2006
	67	Andrel Waddle	Sr.	7.5-67	1998

Interceptions

1.	8	Adam Hinds	Jr.	8-37	1983
	8	Alvin Brown	Jr.	8-117	1972
	8	John Gates	Jr.	8-113	1969
4.	7	Justin Gilbert	Sr.	7-123	2013
	7	Mark Moore	Jr.	7-176	1985
	7	Darryl Stewart	Jr.	7-109	1972
	7	Ed Roof	-	7-NA	1949
	7	Bob Fenimore	Jr.	7-NA	1945
9.	6	Jason Taylor II	Sr.	6-44	2022
	6	Darrent Williams	Jr.	6-130	2003
	6	Kevin Williams (DB)	Sr.	6-107	1997
	6	Scott Harmon	So.	6-90	1991
	6	Rod Brown	Sr.	6-157	1984
	6	Bennie Goodwin	So.	6-3	1967
	6	Jack Jacobson	Sr.	6-27	1964
	6	John Maisel	Sr.	6-141	1961
	6	Tony Banfield	Jr.	6-12	1959
	6	Bill Bredder	-	6-NA	1951
	6	Wayne Johnson	-	6-NA	1950
	6	Arlen McNeil	Jr.	6-NA	1949
	6	Lee Cook	-	6-NA	1942

Interception return yards

1.	176	Mark Moore	Jr.	7-176	1985
2.	172	Rod Smith	So.	5-172	1987
3.	157	Rod Brown	Sr.	6-157	1984
4.	141	John Misel	Sr.	6-141	1961
5.	130	Darrent Williams	Jr.	6-130	2003
6.	127	Jerry Deckard	Jr.	4-127	1986
7.	123	Justin Gilbert	Sr.	7-123	2013
8.	117	Alvin Brown	Jr.	8-117	1972
9.	113	John Gates	Jr.	8-113	1969
10.	109	Darryl Stewart	Jr.	7-109	1972

Interception return touchdowns

1.	2	Justin Phillips	Jr.	2017
	2	Justin Gilbert	Sr.	2013
	2	Darrent Williams	Jr.	2003
	2	Darrent Williams	Fr.	2001
	2	Rod Smith	So.	1987
	2	Jerry Deckard	Jr.	1986
	2	Harry Roberts	Sr.	1985
	2	Mark Moore	Jr.	1984
9.	1	By numerous, last Jason Taylor II	Jr.	2021

Fumbles forced

1.	5	Dexter Manley	Jr.	1979
	5	Curtis Boone	So.	1978
	5	John Weimer	Sr.	1976
	5	John Corker	Fr.	1976
5.	4	Malcolm Rodriguez	Sr.	2021
	4	Jason Gildon	Sr.	1993
	4	Stacey Satterwhite	Sr.	1991
	4	Ricky Young	So.	1979
	4	Daria Butler	Jr.	1976
10.	3	By many, last Amen Ogbongbemiga	Sr.	2020

Fumbles recovered

1.	7	Phillip Dokes	So.	1974
2.	6	Phillip Dokes	Sr.	1976
3.	5	Rod Smith	So.	1987
	5	Darnell Scott	Sr.	1978
	5	Bobby Douglas	Jr.	1975
	5	Barry Price	Jr.	1972
	5	John Little	So.	1968
8.	4	Sim Drain	Jr.	1988
	4	Jerry Deckard	Jr.	1986
	4	Rod Fisher	Fr.	1980
	4	Lorenzo Turner	Sr.	1976
	4	Daria Butler	Jr.	1976
	4	Tony Buck	Sr.	1974
	4	Jimmy Williams	Jr.	1971

Fumbles returned

1.	2	Devante Averette	Sr.	2-9	2016
	2	Jamie Blatnick	Sr.	2-64	2011
	2	Bryant Ward	Jr.	2-2	2009
	2	Terrence Robinson	Sr.	2-97	2002
	2	Kenyatta Wright	Sr.	2-3	1999
6.	1	By many, last Kolby Harvell-Peel	Sr.	1-3	2021

Fumble return yards

1.	97	Terrence Robinson	Sr.	2-97	2002
2.	85	Jason Taylor II	So.	1-85	2020
3.	82	Kenneth Edison-McGruder	Jr.	1-82	2017
4.	78	Tyler Patmon	Sr.	1-78	2013
5.	64	Jamie Blatnick	Sr.	2-64	2011
6.	63	James Thomas	Jr.	1-63	2010
7.	57	Donovan Woods	Jr.	1-57	2006
	57	LaWaylon Brown	So.	1-57	2000
9.	56	Tyren Irby	Jr.	1-56	2020
10.	55	Justin Gent	Jr.	1-55	2009

Fumble return touchdowns

1.	1	Brock Martin	Jr.	2020
	1	Jason Taylor II	So.	2020
	1	Tyren Irby	Jr.	2020
	1	Kenneth Edison-McGruder	Jr.	2017
	1	Ramon Richards	Jr.	2016
	1	Madre Harper	Fr.	2016
	1	Deric Robertson	Jr.	2015
	1	Devante Averette	Jr.	2015
	1	Tyler Patmon	Sr.	2013
	1	Tyler Johnson	Sr.	2013
	1	Daytawion Lowe	Jr.	2012
	1	Richetti Jones	Sr.	2011
	1	Josh Stewart	Fr.	2011
	1	James Thomas	Jr.	2010
	1	Donald Booker	Sr.	2009
	1	Donovan Woods	Jr.	2006
	1	Nathan Peterson	Jr.	2006
	1	Chris Collins	Fr.	2006
	1	Grant Jones	So.	2004
	1	Terrence Robinson	Sr.	2002
	1	Robbie Gillem	Sr.	2001
	1	Kenyatta Wright	Sr.	1999
	1	Kevin Williams	RFr.	1999
	1	Skip Walker	Jr.	1993
	1	Mike Hudson	Jr.	1985

Pass breakups

1.	17	Darrent Williams	Jr.	2003
2.	16	Darrent Williams	So.	2002
3.	15	Brodrick Brown	Jr.	2011
	15	Demise Williams	Jr.	1985
	15	Perrish Cox	Sr.	2009
6.	14	Jacob Lacey	Sr.	2008
	14	Michael Cooper	Jr.	2000
	14	Tom Carraway	Jr.	1970
9.	13	Kolby Harvell-Peel	So.	2019
	13	Alvin Brown	Jr.	1972

Passes defended

1.	23	Darrent Williams	Jr.	17 PBU, 6 INT	2003
2.	20	Brodrick Brown	Jr.	15 PBU, 5 INT	2011
3.	19	Perrish Cox	Sr.	15 PBU, 4 INT	2009
	19	Darrent Williams	So.	16 PBU, 3 INT	2002
	19	Kevin Williams (DB)	Sr.	12 PBU, 7 INT	1997
6.	18	Kolby Harvell-Peel	So.	13 PBU, 5 INT	2019
	18	Melvin Gilliam	Sr.	12 PBU, 6 INT	1988
8.	16	Jacob Lacey	Sr.	14 PBU, 2 INT	2008
9.	15	Justin Gilbert	Fr.	10 PBU, 5 INT	2011
	15	Michael Cooper	Jr.	14 PBU, 1 INT	2000

QB hurries

1.	19	Emmanuel Ogbah	Jr.	2015
2.	15	Devin Harper	Sr.	2021
3.	12	Collin Oliver	So.	2022
4.	11	Mason Cobb	Jr.	2022
5.	10	Brock Martin	SSr.	2022
	10	Malcolm Rodriguez	Sr.	2021
7.	9	Trace Ford	Fr.	2019
8.	8	Xavier Benson	Jr.	2022
	8	Ben Kopenski	Sr.	2022
	8	Richetti Jones	Sr.	2011
	8	Ugo Chinasa	Jr.	2009
12.	7	Jordan Brailford	Sr.	2018


Special Teams

PAT kicks made

1.	79	Quinn Sharp	Jr.	79-80	2011
2.	75	Cary Blanchard	So.	75-75	1988
3.	72	Quinn Sharp	Sr.	72-72	2012
4.	70	Matt Ammendola	So.	70-70	2017
5.	68	Dan Bailey	Sr.	68-70	2010
6.	67	Ben Grogan	Fr.	67-68	2013
7.	65	Dan Bailey	So.	65-65	2008
8.	61	Matt Ammendola	Jr.	61-63	2018
	61	Ben Grogan	Jr.	61-64	2015
10.	60	Ben Grogan	Sr.	60-61	2016

PAT kicks attempted

1.	80	Quinn Sharp	Jr.	79-80	2011
2.	75	Cary Blanchard	So.	75-75	1988
3.	72	Quinn Sharp	Sr.	72-72	2012
4.	70	Matt Ammendola	So.	70-70	2017
	70	Dan Bailey	Jr.	68-70	2010
6.	68	Ben Grogan	Fr.	67-68	2013
7.	65	Dan Bailey	So.	65-65	2008
8.	64	Ben Grogan	Jr.	61-64	2015
9.	63	Matt Ammendola	Jr.	61-63	2018
10.	61	Ben Grogan	Sr.	60-61	2016





Individual Single-Season Lists

PAT kick pct (min. 5 attempts)

1.	100.0	Matt Ammendola	So.	70-70	2017
	100.0	Tanner Brown	SSr.	42-42	2022
	100.0	Ben Grogan	So.	41-41	2014
	100.0	Tanner Brown	Sr.	36-36	2021
	100.0	Luke Phillips	So.	27-27	2001
	100.0	Tim Sydnes	Sr.	26-26	1999
	100.0	Tim Sydnes	So.	25-25	1997
	100.0	Joey O'Donnell	RFr.	24-24	1985
	100.0	Cary Blanchard	Sr.	21-21	1990
	100.0	Dan Bailey	RFr.	20-20	2007
	100.0	Colin Ankerson	Jr.	19-19	1979
	100.0	Mickey Durkee	Jr.	19-19	1964
	100.0	Alex Hale	So.	18-18	2020
	100.0	Colin Ankerson	Sr.	18-18	1980
	100.0	Lawson Vaughn	So.	17-17	1993
	100.0	Lawson Vaughn	Fr.	17-17	1992
	100.0	Craig Kessler	Jr.	16-16	1967
	100.0	Mickey Durkee	Sr.	13-13	1965
	100.0	Joey O'Donnell	So.	11-11	1986
	100.0	Bruce Redden	Sr.	10-10	2006
	100.0	Abby Daigle	Jr.	10-10	1975

Field goals made

1.	28	Quinn Sharp	Sr.	28-34	2012
2.	27	Dan Bailey	Sr.	27-31	2010
3.	23	Matt Ammendola	So.	23-29	2017
4.	22	Tanner Brown	SSr.	22-23	2022
	22	Ben Grogan	So.	22-28	2014
	22	Quinn Sharp	Jr.	22-25	2011
7.	20	Matt Ammendola	Sr.	20-26	2019
	20	Cary Blanchard	Jr.	20-26	1989
9.	19	Ben Grogan	Sr.	19-25	2016
	19	Larry Roach	Jr.	19-28	1983
	19	Larry Roach	Fr.	19-28	1981

Field goals attempted

1.	34	Quinn Sharp	Sr.	28-34	2012
2.	31	Dan Bailey	Sr.	27-31	2010
3.	29	Matt Ammendola	So.	23-29	2017
4.	28	Ben Grogan	So.	22-28	2014
	28	Larry Roach	Jr.	19-28	1983
	28	Larry Roach	Fr.	19-28	1981
7.	26	Matt Ammendola	Sr.	20-26	2019
	26	Tim Sydnes	So.	17-26	1997
	26	Cary Blanchard	Jr.	20-26	1989
10.	25	Ben Grogan	Sr.	19-25	2016
	25	Quinn Sharp	Jr.	22-25	2011
	25	Larry Roach	So.	15-25	1982

Field goal pct (min. 10 attempts)

1.	95.7	Tanner Brown	SSr.	22-23	2022
2.	92.9	Alex Hale	So.	13-14	2020
3.	88.9	Luke Phillips	Sr.	16-18	2003
4.	88.2	Luke Phillips	So.	15-17	2001
5.	88.0	Quinn Sharp	Jr.	22-25	2011
6.	87.1	Dan Bailey	Sr.	27-31	2010
7.	86.7	Cary Blanchard	So.	13-15	1988
8.	83.3	Jason Ricks	So.	10-12	2006
	83.3	Tim Sydnes	Jr.	15-18	1998
10.	82.4	Quinn Sharp	Sr.	28-34	2012

Punt yards

1.	3506	James Benien	Jr.	77-3506	1971
2.	3385	Kip Smith	Sr.	81-3385	2014
3.	3227	Scott Tyner	Jr.	77-3227	1992
4.	3212	Scott Tyner	Sr.	74-3212	1993
5.	3171	Rich Thompson	So.	78-3171	1985
6.	3132	Kip Smith	Jr.	79-3132	2013
7.	3069	James Benien	So.	75-3069	1970
8.	3056	Tom Hutton	Jr.	72-3056	2021
9.	3023	Quinn Sharp	RFr.	67-3023	2009
	3023	Cary Cooper	Jr.	76-3023	1986
	3023	Cliff Parsley	So.	73-3023	1974

Punt attempts

1.	81	Kip Smith	Sr.	81-3385	2014
2.	79	Kip Smith	Jr.	79-3132	2013
3.	78	Rich Thompson	So.	78-3171	1985
4.	77	Scott Tyner	Jr.	77-3227	1992
	77	James Benien	Jr.	77-3506	1971
	77	Ronnie Johnson	So.	77-2811	1966
7.	76	Cary Cooper	Jr.	76-3023	1986
8.	75	Zach Sinor	RFr.	75-3010	2015
	75	James Benien	So.	75-3069	1970
10.	74	Scott Tyner	Sr.	74-3212	1993
	74	Gary Cooper	Fr.	74-2792	1984

Punts had blocked

1.	4	Matt Fodge	Sr.	65-2593	2005
2.	3	Tom Hutton	Sr.	44-1929	2022
3.	2	Zach Sinor	So.	56-2395	2016
4.	1	By many, last Logan Ward	Fr.	37-1665	2022

Average yards/punt (Min. 20 attempts)

1.	46.28	Quinn Sharp	Jr.	47-2175	2011
2.	46.27	Quinn Sharp	Sr.	44-2036	2012
3.	46.24	Quinn Sharp	So.	46-2127	2010
4.	45.54	Zach Sinor	Sr.	26-1184	2018
5.	45.53	James Benien	Jr.	77-3506	1971
6.	45.12	Quinn Sharp	RFr.	67-3023	2009
7.	45.00	Logan Ward	Fr.	37-1665	2022
8.	44.88	Matt Fodge	So.	50-2244	2006
9.	44.81	Cliff Parsley	Jr.	58-2599	1975
10.	44.71	Greg Ivy	Sr.	65-2906	1995
11.	44.03	Jason Davis	Jr.	59-2598	1996
12.	44.03	Greg Ivy	Jr.	64-2818	1994

Blocked kicks

1.	4	Vincent Taylor	Jr.		2016
	4	Rod Warner	Jr.		1971
3.	3	James Castleman	Sr.		2014
	3	Fath' Carter	Fr.		2000
	3	Dean Prater	So.		1978
6.	2	Jordan Sterns	So.		2014
	2	James Castleman	Jr.		2013
	2	Zack Craig	Jr.		2012
	2	Chris Massey	So.		2000
	2	Chris Massey	Fr.		1999
	2	Dwayne Levels	RFr.		1998
	2	Carlos Erving	Sr.		1992
	2	Leslie O'Neal	Jr.		1984
	2	Jerry Winchester	So.		1978
	2	Wes Hanks	Fr.		1974
	2	Bennie Goodwin	Jr.		1968
	2	Larry Kirkland	So.		1967
	2	Richard Bechtol	So.		1967
	2	Charles Trimble	Jr.		1966

Punt returns

1.	40	Terance Richardson	Sr.	40-591	1999
2.	35	Bennie Goodwin	Sr.	35-422	1967
3.	32	RW McQuarters	Jr.	32-521	1997
	32	Dirk Davis	Fr.	32-147	1981
5.	31	Terrance Davis-Bryant	Sr.	31-329	2002
6.	28	Terance Richardson	Jr.	28-312	1998
	28	Bennie Goodwin	Jr.	28-224	1968
8.	27	Richard Graham	Jr.	27-112	1970
	27	Tyreek Hill	Jr.	27-256	2014
10.	26	Wes Hanks	Fr.	26-321	1974
	26	Gabe Lindsay	Sr.	26-393	2003

Punt return yards

1.	591	Terance Richardson	Sr.	40-591	1999
2.	521	R.W. McQuarters	Jr.	32-521	1997
3.	422	Bennie Goodwin	So.	35-422	1967
4.	393	Gabe Lindsay	Sr.	26-393	2003
5.	368	Josh Stewart	Jr.	22-368	2013
6.	329	Terrance Davis-Bryant	Sr.	31-329	2002
7.	321	Wes Hanks	-	26-321	1974
8.	312	Terance Richardson	Jr.	28-312	1998
9.	308	Perrish Cox	Fr.	24-308	2006
10.	305	Dez Bryant	So.	17-305	2008

Punt return touchdowns

1.	2	Josh Stewart	Jr.		2013
	2	Dez Bryant	So.		2008
	2	Darrent Williams	Jr.		2003
	2	Barry Sanders	So.		1987
5.	1	By many, last Trace Ford	Jr.		2022

Average yards/punt return (min. 10 attempts)

1.	20.45	Larry Elliott	So.	11-225	1963
2.	19.00	Gabe Lindsay	Jr.	10-190	2002
3.	17.94	Dez Bryant	So.	17-305	2008
4.	17.92	Darrent Williams	Jr.	13-233	2003
5.	16.73	Josh Stewart	Jr.	22-368	2013
6.	16.28	RW McQuarters	Jr.	32-521	1997
7.	15.17	Barry Sanders	So.	18-273	1987
8.	15.12	Gabe Lindsay	Sr.	26-393	2003
9.	14.77	Terance Richardson	Sr.	40-591	1999
10.	13.45	Terrance Davis-Bryant	Jr.	22-296	2001

Kickoff returns

1.	32	Justin Gilbert	Jr.	32-827	2012
2.	31	Perrish Cox	So.	31-665	2007
	31	Perrish Cox	Sr.	31-649	2009
4.	30	Perrish Cox	Jr.	30-895	2008
	30	Tyreek Hill	Jr.	30-740	2014
6.	29	Jeff Carr	Fr.	29-623	2015
7.	27	R.W. McQuarters	Fr.	27-645	1995
	27	Daniel Mclemore	Sr.	27-638	2005
9.	26	Justin Gilbert	So.	26-703	2011
	26	Justin Gilbert	Fr.	26-698	2010

Kickoff return yards

1.	895	Perrish Cox	Jr.	30-895	2008
2.	827	Justin Gilbert	Jr.	32-827	2012
3.	740	Tyreek Hill	Jr.	30-740	2014
4.	703	Justin Gilbert	So.	26-703	2011
5.	698	Justin Gilbert	Fr.	26-698	2010
6.	665	Perrish Cox	So.	31-665	2007
7.	649	Perrish Cox	Sr.	31-649	2009
8.	645	RW McQuarters	Fr.	27-645	1995
9.	638	Daniel Mclemore	Sr.	27-638	2005
10.	623	Jeff Carr	Fr.	29-623	2015

Kickoff return TDs

1.	2	Tyreek Hill	Jr.		2014
	2	Justin Gilbert	So.		2011
	2	Justin Gilbert	Fr.		2010
	2	Perrish Cox	Jr.		2008
	2	Barry Sanders	So.		1987
	2	Dick Graham	Jr.		1970
7.	1	Jaden Nixon	Fr.		2022
	1	Brennan Presley	So.		2021
	1	LD Brown	Sr.		2021
	1	Jason Taylor II	So.		2020
	1	Justin Gilbert	Sr.		2013
	1	Justin Gilbert	Jr.		2012
	1	Desmond Roland	So.		2012
	1	Perrish Cox	So.		2007
	1	Grant Jones	Sr.		2006
	1	Perrish Cox	Fr.		2006
	1	Chris Massey	Jr.		2001
	1	Rafael Denson	Jr.		1993
	1	Barry Sanders	Jr.		1988
	1	Bobby Riley	Sr.		1986
	1	Harry Roberts	So.		1983
	1	Ron Ingram	So.		1979
	1	Wayne Hallmark	Jr.		1969

Average yards/kickoff return (min. 10 attempts)

1.	34.80	Chris Massey	Jr.	15-522	2001
2.	32.67	Brennan Presley	So.	12-392	2021
3.	31.33	Barry Sanders	So.	15-470	1987
4.	29.83	Perrish Cox	Jr.	30-895	2008
5.	27.50	Jaden Nixon	Fr.	14-385	2022
6.	27.24	Grant Jones	So.	21-572	2006
7.	27.04	Justin Gilbert	Sr.	26-703	2011
8.	26.86	Harry Roberts	Fr.	14-376	1982
9.	26.85	Justin Gilbert	Fr.	26-698	2010
10.	26.60	Andre Richardson	Jr.	10-266	1996
11.	25.84	Justin Gilbert	Jr.	32-827	2012

Individual Career Lists

Scoring

Total points scored

1.	433	Ben Grogan (229 PAT, 68 FG)	2012-16
2.	370	Dan Bailey (199 PAT, 57 FG)	2007-10
3.	360	Barry Sanders (60 TD)	1986-88
4.	359	Matt Ammendola (179 PAT, 60 FG)	2015-19
5.	331	Cary Blanchard (163 PAT, 56 FG)	1987-90
6.	302	Thurman Thomas (50 TD, 1 PAT)	1984-87
7.	301	Quinn Sharp (151 PAT, 50 FG)	2008-12
8.	296	Larry Roach (89 PAT, 69 FG)	1981-84
9.	294	Terry Miller (49 TD)	1974-77
10.	272	Tim Sydnies (110 PAT, 54 FG)	1996-99

Touchdowns scored

1.	60	Barry Sanders (53 rush, 1 rcv, 6 ret)	1986-88
2.	50	Thurman Thomas (47 rush, 2 rcv, 1 ret)	1984-87
3.	49	Terry Miller (49 rush)	1974-77
4.	43	Joseph Randle (40 rush, 3 rcv)	2010-12
5.	42	Justin Blackmon (1 rush, 40 rcv, 1 ret)	2008-11
42		Rashaun Woods (42 rcv)	1999-03
7.	40	James Washington (1 rush, 39 rcv)	2014-17
8.	39	Kendall Hunter (37 rush, 2 rcv)	2007-10
9.	36	Chuba Hubbard (33 rush, 3 rcv)	2017-20
36		Tatum Bell (34 rush, 2 rcv)	2000-03

Offense

Rushing attempts

1.	989	Thurman Thomas (989-5001)	1984-87
2.	871	Terry Miller (871-4754)	1974-77
3.	846	David Thompson (846-4318)	1993-96
4.	740	Ernest Anderson (740-3780)	1979-83
5.	708	Kendall Hunter (708-4181)	2007-10
6.	634	Tatum Bell (634-3409)	2000-03
7.	632	Justice Hill (632-3539)	2016-18
8.	585	Chuba Hubbard (585-3459)	2017-20
9.	564	Joseph Randle (564-3085)	2010-12
10.	558	Barry Sanders (558-3797)	1986-88

Rushing yards

1.	5001	Thurman Thomas (989-5001)	1984-87
2.	4754	Terry Miller (871-4754)	1974-77
3.	4318	David Thompson (846-4318)	1993-96
4.	4181	Kendall Hunter (708-4181)	2007-10
5.	3797	Barry Sanders (558-3797)	1986-88
6.	3780	Ernest Anderson (740-3780)	1979-83
7.	3539	Justice Hill (632-3539)	2016-18
8.	3459	Chuba Hubbard (585-3459)	2017-20
9.	3409	Tatum Bell (634-3409)	2000-03
10.	3085	Joseph Randle (564-3085)	2010-12

Rushing touchdowns

1.	53	Barry Sanders	1986-88
2.	49	Terry Miller	1974-77
3.	47	Thurman Thomas	1984-87
4.	40	Joseph Randle	2010-12
5.	37	Kendall Hunter	2007-10
6.	34	Tatum Bell	2000-03
34		Jeremy Smith	2009-13
8.	33	Chuba Hubbard	2017-20
9.	30	Justice Hill	2016-18
10.	28	Bob Fenimore	1943-46

Average yards/rush (min. 200 attempts)

1.	6.80	Barry Sanders (558-3797)	1986-88
2.	5.99	Dantrell Savage (349-2092)	2006-07
3.	5.93	Andre Richardson (325-1926)	1994-96
4.	5.91	Chuba Hubbard (585-3459)	2017-20
5.	5.91	Kendall Hunter (708-4181)	2007-10
6.	5.90	Vernand Morency (451-2661)	2002-04
7.	5.76	Keith Toston (473-2725)	2006-09
8.	5.68	Gerald Hudson (515-2924)	1988-90
9.	5.60	Justice Hill (632-3539)	2016-18
10.	5.47	Joseph Randle (564-3085)	2010-12

Rushing yards/game (min. 20 games)

1.	118.7	Barry Sanders (32 games)	1986-88
2.	113.2	Terry Miller (42 games)	1974-77
3.	106.4	Thurman Thomas (47 games)	1984-87
4.	104.8	Chuba Hubbard (33 games)	2017-20
5.	98.3	Justice Hill (36 games)	2016-18
6.	98.1	David Thompson (44 games)	1993-96
7.	97.5	Gerald Hudson (30 games)	1988-90
8.	95.1	Dantrell Savage (22 games)	2006-07
9.	92.4	Worley Taylor (24 games)	1977-80
10.	89.0	Kendall Hunter (47 games)	2007-10

Quarterback rushing yards (all 1,000-yard rushing QBs)

1.	1956	Spencer Sanders (493-1956)	2019-22
2.	1870	Brent Blackman (418-1870)	1971-73
3.	1858	Zac Robinson (426-1858)	2006-09
4.	1353	Tony Lindsay (410-1353)	1997-00
5.	1036	J.W. Walsh (200-1036)	2012-15

Pass attempts

1.	1447	Mason Rudolph (915-1447-26)	2014-17
2.	1253	Spencer Sanders (765-1253-40)	2019-22
3.	1103	Brandon Weeden (767-1103-27)	2007-11
4.	1078	Mike Gundy (636-1078-39)	1986-89
5.	999	Zac Robinson (610-999-31)	2005-09
6.	819	Tone' Jones (402-819-39)	1993-96
7.	815	Josh Fields (445-815-25)	2001-03
8.	583	Aso Pogi (335-583-22)	2000-02
9.	569	Rusty Hilger (316-569-23)	1982-84
10.	547	Tony Lindsay (290-547-26)	1997-00

Pass completions

1.	915	Mason Rudolph (915-1447-26)	2014-17
2.	767	Brandon Weeden (767-1103-27)	2007-11
3.	765	Spencer Sanders (765-1253-40)	2019-22
4.	636	Mike Gundy (636-1078-39)	1986-89
5.	610	Zac Robinson (610-999-31)	2005-09
6.	445	Josh Fields (445-815-25)	2001-03
7.	402	Tone' Jones (402-819-39)	1993-96
8.	335	Aso Pogi (335-583-22)	2000-02
9.	317	Clint Chelf (317-537-15)	2009-13
10.	316	Rusty Hilger (316-569-23)	1982-84

Passing yards

1.	13618	Mason Rudolph (915-1447-26)	2014-17
2.	9553	Spencer Sanders (765-1253-40)	2019-22
3.	9260	Brandon Weeden (767-1103-27)	2007-11
4.	8473	Mike Gundy (636-1078-39)	1986-89
5.	8317	Zac Robinson (610-999-31)	2005-09
6.	6090	Josh Fields (445-815-25)	2001-03
7.	4812	Tone' Jones (402-819-39)	1993-96
8.	4277	Clint Chelf (317-537-15)	2009-13
9.	4198	Taylor Cornelius (303-509-13)	2014-18
10.	4113	Tony Lindsay (290-547-26)	1997-00

Passing touchdowns

1.	92	Mason Rudolph	2014-17
2.	75	Brandon Weeden	2007-11
3.	67	Spencer Sanders	2019-22
4.	66	Zac Robinson	2005-09
5.	57	Mike Gundy	1986-89
6.	55	Josh Fields	2001-03
7.	37	Clint Chelf	2009-13
8.	36	J.W. Walsh	2011-15
9.	32	Taylor Cornelius	2014-18
10.	27	Bobby Reid	2005-07

Passes had intercepted

1.	40	Spencer Sanders (765-1253-40)	2019-2022
2.	39	Tone' Jones (402-819-39)	1993-96
3.	39	Mike Gundy (636-1078-39)	1986-89
4.	36	Tony Pounds (189-402-36)	1970-71
5.	31	Zac Robinson (610-999-31)	2005-09
6.	27	Brandon Weeden (767-1103-27)	2007-11
27		Ronnie Johnson (223-465-27)	1966-68
8.	26	Mason Rudolph (915-1447-26)	2014-17
26		Tony Lindsay (290-547-26)	1997-00
10.	25	Kenny Ford (151-338-25)	1988-91
25		Josh Fields (445-815-25)	2001-03

Completion pct (min. 200 attempts)

1.	69.5	Brandon Weeden (767-1103-27)	2007-11
2.	63.2	Mason Rudolph (915-1447-26)	2014-17
3.	63.1	J.W. Walsh (299-474-10)	2011-15
4.	61.1	Zac Robinson (610-999-31)	2005-09
5.	61.1	Spencer Sanders (765-1253-40)	2019-22
6.	59.5	Taylor Cornelius (303-509-13)	2014-18
7.	59.0	Clint Chelf (317-537-15)	2009-13
8.	59.0	Mike Gundy (636-1078-39)	1986-89
9.	57.5	Aso Pogi (335-583-22)	2000-02
10.	55.5	Rusty Hilger (316-569-23)	1982-84

Pass efficiency (min. 200 attempts)

1.	159.7	Mason Rudolph (915-1447-26)	2014-17
2.	157.6	Brandon Weeden (767-1103-27)	2007-11
3.	153.3	J.W. Walsh (299-474-10)	2011-15
4.	146.6	Zac Robinson (610-999-31)	2005-09
5.	144.4	Taylor Cornelius (303-509-13)	2014-18
6.	143.1	Clint Chelf (317-537-15)	2009-13
7.	137.3	Donovan Woods (114-219-5)	2003-07
8.	136.4	Spencer Sanders (765-1253-40)	2019-22
9.	135.2	Mike Gundy (636-1078-39)	1986-89
10.	133.5	Josh Fields (445-815-25)	2001-03

Average yards/pass attempt (min. 200 attempts)

1.	9.4	Mason Rudolph (915-1447-26)	2014-17
2.	8.4	Brandon Weeden (767-1103-27)	2007-11
3.	8.3	J.W. Walsh (299-474-10)	2011-15
8.3		Zac Robinson (610-999-31)	2005-09
5.	8.2	Taylor Cornelius (303-509-13)	2014-18
8.2		Donovan Woods (114-219-5)	2003-07
7.	8.0	Clint Chelf (317-537-15)	2009-13
8.	7.9	Mike Gundy (636-1078-39)	1986-89
9.	7.6	Spencer Sanders (765-1253-40)	2019-22
10.	7.5	Tony Lindsay (290-547-26)	1997-00
7.5		Josh Fields (445-815-25)	2001-03
7.5		Charlie Weatherbie (138-325-21)	1973-76



Individual Career Lists

Average yards/pass completion (min. 200 attempts)

1.	18.7	Charlie Weatherbie	(138-325-21)	1973-76
2.	15.7	Donovan Woods	(114-219-5)	2003-07
3.	15.3	Brent Blackman	(103-284-19)	1971-73
4.	14.9	Mason Rudolph	(915-1447-26)	2014-17
5.	14.4	Glenn Baxter	(108-278-19)	1963-65
	14.4	Harold Bailey	(122-305-18)	1976-79
7.	14.2	Tony Lindsay	(290-547-26)	1997-00
8.	14.1	Tony Pounds	(189-402-36)	1970-71
9.	14.0	Robert Cutburth	(142-336-19)	1967-69
10.	13.9	Bobby Reid	(226-424-16)	2005-07

Passing yards/game (min. 20 games)

1.	324.2	Mason Rudolph	(42 games)	2014-17
2.	298.7	Brandon Weeden	(31 games)	2007-11
3.	222.2	Spencer Sanders	(43 games)	2019-22
4.	192.6	Mike Gundy	(44 games)	1986-89
5.	190.8	Taylor Cornelius	(22 games)	2014-18
6.	190.3	Josh Fields	(32 games)	2001-03
7.	184.8	Zac Robinson	(45 games)	2005-09
8.	142.6	Clint Chelf	(30 games)	2009-13
9.	131.2	Aso Pogi	(28 games)	2000-02
10.	124.4	Rusty Hilger	(32 games)	1982-84

Consecutive passes thrown without an interception (all 100-plus streaks)

1.	216	Mason Rudolph	Jr./Sr.	Nov. 5, 2016-Sept. 16, 2017
2.	194	Brandon Weeden	Sr.	Sept. 7-Oct. 22, 2011
3.	164	Mason Rudolph	Jr.	Sept. 24-Nov. 5, 2016
4.	146	J.W. Walsh	Fr./So.	Oct. 13, 2012-Sept. 14, 2013
5.	142	Taylor Cornelius	Sr.	Oct. 27-Nov. 17, 2018
6.	139	Mason Rudolph	So.	Oct. 31-Nov. 28, 2015
7.	138	Mike Gundy	Fr.	Sept. 13-Nov. 1, 1986
8.	122	Spencer Sanders	Jr./Sr.	Dec 4, 2021-Sep 10, 2022
9.	113	Josh Fields	So.	Nov. 9-Dec. 27, 2002
10.	112	Brandon Weeden	Jr.	Oct. 23-Nov. 13, 2010
	112	Rusty Hilger	Jr./Sr.	Nov. 12, 1983-Oct. 6, 1984
12.	109	Mason Rudolph	Sr.	Nov. 18-Dec. 28, 2017
13.	104	Spencer Sanders	Jr.	Nov. 6-Nov. 27, 2021
14.	102	Aso Pogi	So.	Sept. 8-Oct. 13, 2001

Pass receptions

1.	293	Rashaun Woods (293-4414)	1999-03
2.	253	Justin Blackmon (253-3564)	2008-11
3.	226	James Washington (226-4472)	2014-17
4.	224	Hart Lee Dykes (224-3510)	1985-88
5.	205	Tylan Wallace (205-3434)	2017-20
6.	191	Dillon Stoner (191-2378)	2016-20
7.	180	Josh Stewart (180-2204)	2011-13
8.	167	Jalen McCleskey (167-1865)	2015-18
9.	163	D'Juan Woods (163-2751)	2002-06
10.	161	Josh Cooper (161-1695)	2007-11

Receiving yards

1.	4472	James Washington (226-4472)	2014-17
2.	4414	Rashaun Woods (293-4414)	1999-03
3.	3564	Justin Blackmon (253-3564)	2008-11
4.	3510	Hart Lee Dykes (224-3510)	1985-88
5.	3434	Tylan Wallace (205-3434)	2017-20
6.	2751	D'Juan Woods (163-2751)	2002-06
7.	2466	Marcell Ateman (146-2466)	2013-17
8.	2425	Dez Bryant (147-2425)	2007-09
9.	2378	Dillon Stoner (191-2378)	2016-20
10.	2204	Josh Stewart (180-2204)	2011-13

Touchdown receptions

1.	42	Rashaun Woods	1999-03
2.	40	Justin Blackmon	2008-11
3.	39	James Washington	2014-17
4.	31	Hart Lee Dykes	1985-88
5.	29	Dez Bryant	2007-09
6.	26	Tylan Wallace	2017-20
7.	20	D'Juan Woods	2002-06
	20	Adarius Bowman	2006-07
9.	18	Tracy Moore	2009-13
10.	17	Dillon Stoner	2016-20
	17	Jalen McCleskey	2015-18



Average yards/catch (min. 60 receptions)

1.	19.79	James Washington	(226-4472)	2014-17
2.	17.22	Adarius Bowman	(127-2187)	2006-07
3.	16.98	Curtis Mayfield	(85-1443)	1988-90
4.	16.89	Marcell Ateman	(146-2466)	2013-17
5.	16.88	D'Juan Woods	(163-2751)	2002-06
6.	16.86	Braydon Johnson	(77-1298)	2018-22
7.	16.75	Tylan Wallace	(205-3434)	2017-20
8.	16.51	Herman Eben	(114-1973)	1968-70
9.	16.50	Dez Bryant	(147-2425)	2007-09
10.	16.08	Terry Young	(77-1069)	1979-82

Receptions/game (min. 20 games)

1.	6.66	Justin Blackmon	(38 games)	2008-11
2.	6.23	Rashaun Woods	(47 games)	1999-03
3.	5.46	Hart Lee Dykes	(41 games)	1985-88
4.	5.29	Adarius Bowman	(24 games)	2006-07
5.	5.25	Dez Bryant	(28 games)	2007-09
6.	4.74	Josh Stewart	(38 games)	2011-13
7.	4.66	Tylan Wallace	(44 games)	2017-20
8.	4.52*	Tay Martin	(21 games)	2020-21
9.	4.40	Terry Brown	(20 games)	1967-68
10.	4.35	James Washington	(52 games)	2014-17

Touchdowns responsible for

1.	109	Mason Rudolph	2014-17
2.	88	Zac Robinson	2005-09
3.	85	Spencer Sanders	2019-22
4.	76	Brandon Weeden	2007-11
5.	66	Mike Gundy	1986-89
6.	61	J.W. Walsh	2011-15
7.	60	Barry Sanders	1986-88
8.	58	Josh Fields	2001-03
9.	54	Thurman Thomas	1984-87
10.	48	Tony Lindsay	1997-00

Total offense yards

1.	13646	Mason Rudolph (1672-13646)	2014-17
2.	11509	Spencer Sanders (1746-11509)	2019-22
3.	10175	Zac Robinson (1425-10175)	2005-09
4.	9110	Brandon Weeden (1142-9110)	2007-11
5.	8272	Mike Gundy (1330-8272)	1986-89
6.	5984	Josh Fields (917-5984)	2001-03
7.	5528	Tony Lindsay (969-5528)	1997-00
8.	5341	Tone' Jones (1129-5341)	1993-96
9.	5034	Thurman Thomas (994-5034)	1984-87
10.	4977	Terry Miller (881-4977)	1974-77

Total offense/game (min. 20 games)

1.	324.9	Mason Rudolph	(42 games)	2014-17
2.	293.9	Brandon Weeden	(31 games)	2007-11
3.	267.7	Spencer Sanders	(43 games)	2019-22
4.	226.1	Zac Robinson	(45 games)	2005-09
5.	214.2	Taylor Cornelius	(22 games)	2014-18
6.	188.0	Mike Gundy	(44 games)	1986-89
7.	187.0	Josh Fields	(32 games)	2001-03
8.	162.6	Tony Lindsay	(34 games)	1997-00
9.	159.4	Clint Chelf	(30 games)	2009-13
10.	150.1	J.W. Walsh	(33 games)	2011-15

Total offense/play (min. 400 plays)

1.	8.16	Mason Rudolph	(1672-13646)	2014-17
2.	7.98	Brandon Weeden	(1142-9110)	2007-11
3.	7.51	Clint Chelf	(637-4782)	2009-13
4.	7.35	J.W. Walsh	(674-4953)	2011-15
5.	7.27	Taylor Cornelius	(648-4712)	2014-18
6.	7.14	Zac Robinson	(1425-10175)	2005-09
7.	6.81	Barry Sanders	(560-3814)	1986-88
8.	6.59	Spencer Sanders	(1746-11509)	2019-22
9.	6.53	Josh Fields	(917-5984)	2001-03
10.	6.22	Mike Gundy	(1330-8272)	1986-89

All purpose yards

1.	6017	Thurman Thomas	1984-87
2.	5484	Barry Sanders	1986-88
3.	5305	Terry Miller	1974-77
4.	4840	Kendall Hunter	2007-10
5.	4658	David Thompson	1993-96
6.	4625	James Washington	2014-17
7.	4490	Chuba Hubbard	2017-20
8.	4424	Rashaun Woods	1999-03
9.	4383	Ernest Anderson	1979-83
10.	4283	Joseph Randle	2010-12

All purpose yards/game (min. 20 games)

1.	171.4	Barry Sanders	(32 games)	1986-88
2.	136.1	Chuba Hubbard	(33 games)	2017-20
3.	128.0	Thurman Thomas	(47 games)	1984-87
4.	126.3	Terry Miller	(42 games)	1974-77
5.	109.8	Joseph Randle	(39 games)	2010-12
6.	109.1	Dantrell Savage	(22 games)	2006-07
7.	108.3	Gerald Hudson	(30 games)	1988-90
8.	107.7	Dez Bryant	(28 games)	2007-09
9.	106.8	Justice Hill	(36 games)	2016-18
10.	105.9	David Thompson	(44 games)	1993-96



Individual Career Lists

Defense

Interceptions

1.	18	Bob Fenimore (18-422)	1943-46
2.	16	Mark Moore (16-307)	1983-86
	16	Melvin Gilliam (16-153)	1985-88
4.	13	Gregg Johnson (13-100)	1977-80
	13	Scott Harmon (13-175)	1990-93
6.	12	Rod Brown (12-192)	1982-84
	12	Justin Gilbert (12-180)	2010-13
	12	Adam Hinds (12-100)	1982-84
	12	Chris Rockins (12-178)	1980-83
	12	John Gates (12-157)	1968-69

Interception return yards

1.	422	Bob Fenimore (18-422)	1943-46
2.	353	Rod Smith (10-353)	1986-89
3.	307	Mark Moore (16-307)	1983-86
4.	282	Darrent Williams (11-282)	2001-04
5.	226	Greg Hill (6-226)	1979-82
6.	210	Shaun Lewis (8-210)	2010-13
7.	192	Rod Brown (12-192)	1982-84
8.	182	Ramon Richards (10-182)	2014-17
9.	180	Justin Gilbert (12-180)	2010-13
10.	178	Chris Rockins (12-178)	1980-83

Interception return touchdowns

1.	5	Darrent Williams	2001-04
2.	3	Mark Moore	1983-86
	3	Rod Smith	1986-89
4.	2	Justin Phillips	2015-17
	2	Ramon Richards	2014-17
	2	Harry Roberts	1982-85
	2	Jerry Deckard	1985-87
	2	Justin Gilbert	2010-13
	2	Patrick Lavine	2006-09
	2	Shaun Lewis	2010-12
	2	Cleveland Vann	1972-73

Fumbles forced

1.	10	Stacey Satterwhite	1988-91
	10	Ricky Young	1978-81
3.	9	Curtis Boone	1978-80
	9	John Corker	1976-79
5.	8*	Malcolm Rodriguez	2017-21
6.	7	Shaun Lewis	2010-13
	7	Jason Gildon	1990-93
	7	Pete DiClemente	1978-81
	7	Dexter Manley	1979-80
10.	6	Justin Phillips	2015-18
	6	Kenyatta Wright	1996-99

Fumbles recovered

1.	15	Phillip Dokes	1974-76
2.	9	Chris Rockins	1980-83
	9	Barry Price	1971-73
4.	8	Rod Smith	1986-89
	8	Jason Gildon	1990-93
	8	Rod Fisher	1981-83
	8	Mike Green	1979-82
	8	John Corker	1976-79
9.	7	John Little	1967-69
	7	Shaun Lewis	2010-13

Fumbles returned (since 1982)

1.	3	Devante Averette (3-15)	2014-16
2.	2	Terrence Robinson (2-97)	1999-02
	2	Jamie Blatnick (2-64)	2007-11
	2	James Thomas (2-63)	2008-11
	2	Brodrick Brown (2-58)	2008-12
	2	Jason Gildon (2-19)	1990-93
	2	Kevin Williams (2-9)	1999-02
	2	Robbie Gillem (2-6)	1998-01
	2	Kenyatta Wright (2-3)	1996-99
	2	Bryant Ward (2-2)	2008-10

Fumble return yards (since 1982)

1.	97	Terrence Robinson (2-97)	1999-02
2.	85	Jason Taylor II (1-85)	2019-22
3.	82	Kenneth Edison-McGruder (1-82)	2015-18
4.	78	Tyler Patmon (1-78)	2013
5.	64	Jamie Blatnick (2-64)	2007-11
6.	63	James Thomas (2-63)	2008-11
7.	58	Brodrick Brown (2-58)	2008-12
8.	57	LaWaylon Brown (1-57)	1999-02
	57	Donovan Woods (1-57)	2003-07
10.	56	Tyren Irby (1-56)	2020

Fumble return touchdowns (since 1982)

1.	1*	Brock Martin	2017-22
	1	Jason Taylor II	2019-22
	1*	Tyren Irby	2020-22
	1*	Malcolm Rodriguez	2017-21
	1	Kenneth Edison-McGruder	2015-18
	1	Madre Harper	2016-17
	1	Ramon Richards	2014-17
	1	Devante Averette	2014-16
	1	Deric Robertson	2013-15
	1	Tyler Patmon	2013
	1	Tyler Johnson	2010-13
	1	Josh Stewart	2011-13
	1	Daytawion Lowe	2009, 2011-13
	1	James Thomas	2008-11
	1	Richetti Jones	2007-11
	1	Donald Booker	2008-09
	1	Chris Collins	2006-07
	1	Nathan Peterson	2004-07
	1	Donovan Woods	2003-07
	1	Grant Jones	2003-06
	1	Terrence Robinson	1999-02
	1	Kevin Williams	1999-02
	1	Robbie Gillem	1998-01
	1	Kenyatta Wright	1996-99
	1	Skip Walker	1993
	1	Mike Hudson	1983-86

Total tackles

1.	496	John Corker	1976-79
2.	485	Mike Green	1979-82
3.	451	Ricky Young	1978-81
4.	409*	Malcolm Rodriguez	2017-21
5.	393	Leslie O'Neal	1982-85
6.	369	Sim Drain	1986-89
7.	332	John Little	1967-69
8.	325	Jordan Sterns	2013-16
9.	320	Andre Sexton	2005-09
	320	Phillip Dokes	1973-76

Tackles for loss

1.	63.0	Jason Gildon (63-325)	1990-93
2.	47.0	Leslie O'Neal (47-274)	1982-85
3.	42.0	Phillip Dokes (42-221)	1973-76
4.	40.0*	Brock Martin (40-159)	2018-22
	40.0	Emmanuel Ogbah (40-192)	2012-15
6.	39.0	Gary Chachere (39-194)	1979-82
	39.0	Gary Lewis (39-261)	1980-82
	39.0	Dexter Manley (39-231)	1977-80
9.	37.5	Kevin Williams (37-1/184)	1999-02
10.	37.0	Nathan Peterson (34-6/194)	2004-07
	37.0	Rodney Harding (37-0/217)	1982-84

Tackles for loss yardage

1.	325	Jason Gildon (63-325)	1990-93
2.	274	Leslie O'Neal (47-274)	1982-85
3.	261	Gary Lewis (39-261)	1980-82
4.	231	Dexter Manley (39-231)	1977-80
5.	221	Phillip Dokes (42-221)	1973-76
6.	217	Rodney Harding (37-217)	1982-84
7.	194	Nathan Peterson (37-194)	2004-07
	194	Gary Chachere (39-194)	1979-82
9.	192	Emmanuel Ogbah (40-192)	2012-15
10.	185	Greg Richmond (33.5-185)	2000-03

Quarterback sacks (since 1981)

1.	34.0	Leslie O'Neal (34-0/248)	1982-85
2.	33.0	Jason Gildon (32-2/213)	1990-93
3.	31.0	Rodney Harding (31/274)	1981-84
4.	28.0	Emmanuel Ogbah (25-6/168)	2012-15
5.	21.5	Greg Richmond (21-1/161)	2000-03
6.	21.0	Gary Lewis (21-159)	1981-84
7.	20.5	Nathan Peterson (19-3/151)	2004-07
8.	18.5	Kevin Williams (18-1/141)	1999-02
9.	17.0	Victor DeGrate (16-2/85)	2003-06
10.	16.5	Collin Oliver (16-1/115)	2021-present
	16.5	Marcus Jones (16-1/96)	1985-88

Yards from sacks (since 1981)

1.	274	Rodney Harding (31/274)	1982-84
2.	248	Leslie O'Neal (34-0/248)	1982-85
3.	213	Jason Gildon (32-2/213)	1990-93
4.	168	Emmanuel Ogbah (25-6/168)	2012-15
5.	161	Greg Richmond (21-1/161)	2000-03
6.	159	Gary Lewis (21-159)	1981-84
7.	151	Nathan Peterson (19-3/151)	2004-07
8.	141	Kevin Williams (18-1/141)	1999-02
9.	118	Juqua Thomas (13-3/118)	1999-00
10.	115	Collin Oliver (16-1/115)	2021-present

Pass breakups

1.	45	Chris Rockins	1980-83
2.	40	Darrent Williams	2001-04
3.	36	Markelle Martin	2008-11
	36	Perrish Cox	2006-09
5.	32	Melvin Gilliam	1985-88
6.	31	Rodarius Williams	2016-20
7.	29	Jacob Lacey	2005-08
8.	27	Justin Gilbert	2010-13
9.	26	Brodrick Brown	2008-12
10.	25	Tre Flowers	2013-17
	25	Gregg Johnson	1977-80

QB hurries (since 1982)

1.	26	Emmanuel Ogbah	2012-15
2.	23*	Brock Martin	2018-22
3.	22	Tyler Lacy	2019-22
	22*	Devin Harper	2017-21
5.	20*	Malcolm Rodriguez	2017-21
6.	18	Trace Ford	2019-22
7.	17	Collin Oliver	2021-present
	17	Marque Fountain	2003-07
9.	15	Jamie Blatnick	2007-11
	15	Richetti Jones	2007-11

Special Teams

PAT kicks made

1.	229	Ben Grogan (229-234)	2013-16
2.	199	Dan Bailey (199-201)	2007-10
3.	179	Matt Ammendola (179-183)	2015-19
4.	163	Cary Blanchard (163-167)	1987-90
5.	151	Quinn Sharp (151-152)	2008-12
6.	137	Luke Phillips (137-139)	2001-03
7.	132	Jason Ricks (132-137)	2004-07
8.	110	Tim Sydnes (110-114)	1996-99
9.	102	Abby Daigle (102-107)	1973-76

PAT kicks attempted

1.	234	Ben Grogan (229-234)	2013-16
2.	201	Dan Bailey (199-201)	2007-10
3.	183	Matt Ammendola (179-183)	2015-19
4.	167	Cary Blanchard (163-167)	1987-90
5.	152	Quinn Sharp (151-152)	2008-12
6.	139	Luke Phillips (137-139)	2001-03
7.	137	Jason Ricks (132-137)	2004-07
8.	114	Tim Sydnes (110-114)	1996-99
9.	107	Abby Daigle (102-107)	1973-76
10.	101	Larry Roach (89-101)	1981-84

PAT kick pct (min. 20 attempts)

1.	100.0*	Tanner Brown (78-78)	2021-22
	100.0	Joey O'Donnell (35-35)	1985-86
3.	99.3	Quinn Sharp (151-152)	2008-12
4.	99.0	Dan Bailey (199-201)	2007-10
5.	98.6	Luke Phillips (137-139)	2001-03
6.	97.9	Ben Grogan (229-234)	2013-16
7.	97.8	Matt Ammendola (179-183)	2015-19
8.	97.6	Cary Blanchard (163-167)	1987-90
9.	97.2	Alex Hale (35-36)	2018-present
10.	97.1	Bruce Redden (33-34)	2005-06
11.	96.5	Tim Sydnes (110-114)	1996-99
	96.5	Colin Ankersen (82-85)	1977-89

Consecutive PAT kicks made

1.	182	Dan Bailey	Oct 13, 2007-Nov 13, 2010
2.	141	Quinn Sharp	Sep 8, 2011-Jan 1, 2013
3.	85	Cary Blanchard	Dec 25, 1987-Sep 30, 1989
4.	78*	Tanner Brown	Oct 2, 2021-Dec 27, 2022
	78	Ben Grogan	Nov 2, 2013-Sep 12, 2015
6.	77	Matt Ammendola	Aug 31, 2017-Aug 30, 2018
7.	75	Luke Phillips	Oct 12, 2002-Oct 25, 2003
8.	68	Ben Grogan	Oct 3, 2015-Oct 1, 2016
9.	50	Jason Ricks	Oct 16, 2004-Oct 21, 2006
10.	47	Luke Phillips	Sep 1, 2001-Oct 5, 2002
	47	Lawson Vaughn	Sep 5, 1992-Oct 8, 1994

Field goals made

1.	69	Larry Roach (69-105)	1981-84
2.	68	Ben Grogan (68-91)	2013-16
3.	60	Matt Ammendola (60-78)	2015-19
4.	57	Dan Bailey (57-72)	2007-10
5.	56	Cary Blanchard (56-77)	1987-90
6.	54	Tim Sydnes (54-80)	1996-99
7.	50	Quinn Sharp (50-59)	2008-12
8.	42	Luke Phillips (42-51)	2001-03
9.	39*	Tanner Brown (39-44)	2021-22
	39	Lawson Vaughn (39-58)	1992-95

Individual Career Lists

Field goals attempted

1.	105	Larry Roach (69-105)	1981-84
2.	91	Ben Grogan (68-91)	2013-16
3.	80	Tim Sydnes (54-80)	1996-99
4.	78	Matt Ammendola (60-78)	2015-19
5.	77	Cary Blanchard (56-77)	1987-90
	77	Larry Roach (50-77)	1982-84
7.	72	Dan Bailey (57-72)	2007-10
8.	69	Abby Daigle (31-69)	1973-76
9.	63	Colin Ankersen (26-63)	1977-80
10.	59	Quinn Sharp (50-59)	2008-12

Field goal pct. (min. 15 attempts)

1.	88.6*	Tanner Brown	(39-44)	2021-22
2.	84.7	Quinn Sharp	(50-59)	2008-12
3.	82.4	Luke Phillips	(42-51)	2001-03
4.	80.0	Alex Hale	(16-20)	2020-present
	80.0	Bruce Redden	(12-15)	2005-06
6.	79.2	Dan Bailey	(57-72)	2007-10
7.	76.9	Matt Ammendola	(60-78)	2015-19
8.	74.7	Ben Grogan	(68-91)	2013-16
9.	72.7	Cary Blanchard	(56-77)	1987-90
10.	69.0	Jason Ricks	(29-42)	2004-07
11.	67.5	Tim Sydnes	(54-80)	1996-99

Consecutive field goals made

1.	18	Matt Ammendola	Nov. 4, 2017-Sept. 22, 2018
2.	17	Dan Bailey	Sept. 4-Nov. 6, 2010
3.	16*	Tanner Brown	Jan 1-Oct 22, 2022
	16	Matt Ammendola	Nov. 17, 2018-Nov. 2, 2019
	16	Luke Phillips	Sept. 6-Nov. 22, 2003
5.	14	Tim Sydnes	Oct. 3-Nov. 21, 1998
6.	12	Ben Grogan	Sept. 6-Oct. 11, 2014
7.	11	Quinn Sharp	Oct. 27-Nov. 17, 2012
8.	10	Ben Grogan	Sept. 12-Oct. 10, 2015
	10	Dan Bailey	Oct. 18-Dec. 30, 2008
10.	9	Ben Grogan	Sept. 24-Oct. 29, 2016

Punt yards

1.	10243	Cliff Parsley (239-10243)	1973-76
2.	10043	Scott Elder (247-10043)	1998-01
3.	9571	Tom Hutton (233-9571)	2019-22
3.	9361	Quinn Sharp (204-9361)	2008-12
4.	8545	Matt Fodge (202-8545)	2005-08
5.	8228	Zach Sinor (195-8228)	2015-18
7.	7090	Cole Farden (167-7090)	2001-04
8.	6744	Ronnie Johnson (188-6744)	1966-68
9.	6575	James Benien (152-6575)	1970-71
10.	6517	Kip Smith (160-6517)	2013-14

Punt attempts

1.	247	Scott Elder (247-10043)	1998-01
2.	239	Cliff Parsley (239-10243)	1973-76
3.	233	Tom Hutton (233-9571)	2019-22
4.	204	Quinn Sharp (204-9361)	2008-12
5.	202	Matt Fodge (202-8545)	2005-08
6.	195	Zach Sinor (195-8228)	2015-18
7.	188	Ronnie Johnson (188-6744)	1966-68
8.	167	Cole Farden (167-7090)	2001-04
9.	160	Kip Smith (160-6517)	2013-14
10.	152	James Benien (152-6575)	1970-71

Average yards/punt (min. 40 attempts)

1.	45.89	Quinn Sharp	(204-9361)	2008-12
2.	44.37	Greg Ivy	(129-5724)	1994-95
3.	44.00	Jason Davis	(113-4972)	1996-97
4.	43.26	James Benien	(152-6575)	1970-71
5.	42.86	Cliff Parsley	(239-10243)	1973-76
6.	42.64	Scott Tyner	(151-6439)	1992-93
7.	42.46	Cole Farden	(167-7090)	2001-04
8.	42.30	Matt Fodge	(202-8545)	2005-08
9.	42.19	Zach Sinor	(195-8228)	2015-18
10.	41.75	John Conway	(124-5202)	1982-83

Blocked kicks

1.	5	Vincent Taylor	2013-16
	5	James Castleman	2011-14
	5	Chris Massey	1999-02
4.	4	Fath' Carter	2000-03
	4	Rob Warner	1971
6.	3	Leslie O'Neal	1982-85
	3	Dean Prater	1978-80
8.	2	By 15 players, last Jordan Sterns	2013-16

Punt returns

1.	76	Bennie Goodwin (76-787)	1967-69
2.	73	Dick Graham (73-487)	1969-71
3.	68	Terance Richardson (68-903)	1995-96,98-99
4.	64	Gabe Lindsay (64-854)	1999-00,02-03
5.	60	Perrish Cox (60-694)	2006-09
6.	55	Dillon Stoner (55-372)	2016-19
7.	54	Terrance Davis-Bryant (54-630)	1999-02
8.	52	Scott Harmon (52-526)	1990-93
9.	50	David Hankins (50-426)	1974-76
10.	49	Bobby Riley (49-360)	1983-86

Punt return yards

1.	903	Terance Richardson (68-903)	1995-96,98-99
2.	854	Gabe Lindsay (64-854)	1999-00,02-03
3.	787	Bennie Goodwin (76-787)	1967-69
4.	694	Perrish Cox (60-694)	2006-09
6.	660	RW McQuarters (43-660)	1995-97
6.	630	Terrance Davis-Bryant (54-630)	1999-02
7.	487	Dick Graham (73-487)	1969-71
8.	482	Darrent Williams (22-482)	2001-04
9.	438	Josh Stewart (25-438)	2011-13
10.	431	Dez Bryant (22-431)	2007-09

Punt return touchdowns

1.	3	Darrent Williams	2001-04
	3	Barry Sanders	1986-88
	3	Dez Bryant	2007-09
4.	2	Perrish Cox	2006-09
	2	Gabe Lindsay	1999-00,02-03
	2	Josh Stewart	2011-13
7.	1	By many	

Average yards/punt return (min. 20 attempts)

1.	21.91	Darrent Williams	(22-482)	2001-04
2.	19.59	Dez Bryant	(22-431)	2007-09
3.	17.52	Josh Stewart	(25-438)	2011-13
4.	16.66	Larry Elliott	(24-400)	1963-64
5.	15.35	RW McQuarters	(43-660)	1995-97
6.	13.34	Gabe Lindsay	(64-854)	1999-00,02-03
7.	13.28	Terance Richardson	(68-903)	1995-96,98-99
8.	11.67	Terrance Davis-Bryant	(54-630)	1999-02
9.	11.57	Perrish Cox	(60-694)	2006-09
10.	11.29	Barry Sanders	(38-429)	1986-88

Kickoff returns

1.	117	Perrish Cox (117-2804)	2006-09
2.	102	Justin Gilbert (102-2681)	2010-13
3.	69	Jamaal Fobbs (69-1441)	1997-00
4.	62	Larry Elliott (62-1408)	1963-65
5.	54	Rafael Denson (54-1148)	1991-94
6.	51	RW McQuarters (51-1186)	1995-97
7.	48	Ron Ingram (48-1020)	1978-80
8.	43	Barry Sanders (43-1057)	1986-88
9.	40	Bobby Riley (40-833)	1983-86
10.	38	Chris Massey (38-1067)	1999-02

Kick return yards

1.	2804	Perrish Cox (117-2804)	2006-09
2.	2681	Justin Gilbert (102-2681)	2010-13
3.	1441	Jamaal Fobbs (69-1441)	1997-00
4.	1408	Larry Elliott (62-1408)	1963-65
5.	1186	RW McQuarters (51-1186)	1995-97
6.	1148	Rafael Denson (54-1148)	1991-94
7.	1067	Chris Massey (38-1067)	1999-02
8.	1057	Barry Sanders (43-1057)	1986-88
9.	1020	Ron Ingram (48-1020)	1978-80
10.	833	Bobby Riley (40-833)	1983-86

Kick return touchdowns

1.	6	Justin Gilbert	2010-13
2.	4	Perrish Cox	2006-09
3.	3	Barry Sanders	1986-88
4.	2	Tyreek Hill	2014
	2	Dick Graham	1969-71
6.	1	By many	

Average yards/kick return (min. 20 attempts)

1.	28.08	Chris Massey	(38-1067)	1999-02
2.	26.28	Justin Gilbert	(102-2681)	2010-13
3.	25.68	Franklin Williams	(22-565)	1963-64
4.	24.79	Andre Richardson	(24-595)	1994-96
5.	24.67	Tyreek Hill	(30-740)	2014
6.	24.64	Dick Graham	(33-813)	1969-71
7.	24.58	Barry Sanders	(43-1057)	1986-88
8.	24.44	Harry Roberts	(32-782)	1982-85
9.	24.09	Grant Jones	(34-819)	2003-06
10.	23.97	Perrish Cox	(117-2804)	2006-09

Miscellaneous


Games started, total

1.	51	Andre Sexton	LB	2006-09
2.	50	Marcus Keyes	OL	2016-19
3.	48*	Malcolm Rodriguez	LB	2017-21
	48	Rodarius Williams	CB	2017-20
4.	47	Jarrick Bernard-Converse	CB	2018-21
	47	Lane Taylor	OL	2009-12
	47	Russell Okung	OL	2006-09
	47	Patrick Lavine	LB	2006-09
7.	46	Zachary Crabtree	OL	2014-17
8.	45	Shaun Lewis	LB	2010-13
	45	Brandon Pettigrew	TE	2005-08
10.	44	Tyler Lacy	DE	2019-22
	44	D'Juan Woods	WR	2003-06

Games started, consecutive

1.	48	Rodarius Williams	CB	2017-20
2.	47	Jarrick Bernard-Converse	CB	2018-21
	47	Russell Okung	OL	2006-09
3.	45	Shaun Lewis	LB	2010-13

* includes an extra year of eligibility due to COVID-19



Longest Plays

Rushing plays

1.	99	Ed Gallagher vs. Kansas State	1908
2.	97	Dorsey Gibson vs. Houston	1953
3.	95	Tatum Bell vs. Texas Tech	2003
4.	92	Chuba Hubbard vs. TCU	2019
	92	Justice Hill vs. Missouri State	2018
6.	91	David Thompson vs. Kansas State	1995
	91	Jim Dillard vs. Tulsa	1959
8.	89	Barry Sanders vs. Miami, OH	1988
9.	88	Tatum Bell vs. Southern Mississippi	2002
10.	87	Kenny Zachary vs. Kansas	1984

Passing plays

1.	95	Zac Robinson to Jeremy Broadway vs. Iowa State	2008
2.	91	Mason Rudolph to James Washington vs Pittsburgh	2016
3.	90	Spencer Sanders to Tylan Wallace at Tulsa	2019
4.	87	Daxx Garman to Brandon Sheperd vs. Missouri State	2014
5.	86	Mason Rudolph to James Washington vs TCU	2017
	86	Mason Rudolph to Jhajuan Seales vs Pittsburgh	2016
7.	85	Earl Wheeler to Curtis Mayfield vs. Nebraska	1989
	85	Bob Cutburth to Hermann Eben vs. Kansas St.	1969
9.	84	Garret Rangel to Stephon Johnson Jr. vs. Wisconsin	2022
	84	Mike Gundy to Gerald Hudson vs. Kansas	1989
	84	Tony Pounds to Dick Graham vs. Nebraska	1970

Kickoff returns

1.	100	Brennan Presley vs. Oklahoma	2021
	100	Justin Gilbert vs. Kansas	2013
	100	Justin Gilbert at Texas	2011
	100	Barry Sanders vs. Miami (Ohio)	1988
	100	Barry Sanders vs. Kansas	1987
	100	Barry Sanders vs. Tulsa	1987
7.	99	Tyreek Hill at Kansas	2014
8.	98	Jaden Nixon at Baylor	2022
	98	LD Brown vs. Tulsa	2021
	98	Perrish Cox vs. Kansas State	2007
	98	Dick Graham vs. Nebraska	1970
	98	Wayne Hallmark vs. Nebraska	1969
	98	Bill Breddle vs. Oklahoma	1952
13.	97	Tyreek Hill vs. Iowa State	2014
	97	Chris Massey vs. Texas	2001
	97	Bobby Riley vs. Louisiana	1986
	97	Bobby Cole/Wayne Halmak vs. Kansas	1969

Punt returns

1.	95	Josh Stewart vs. TCU	2013
2.	92	Tyreek Hill at Oklahoma	2014
3.	90	Jim Wiggins vs. Detroit	1956

	90	Jim Spavital vs. Drake	1946
5.	87	Jim Spavital vs. TCU	1947
6.	83	Wes Hankins vs. Arkansas	1974
	83	Benny Goodwin vs. Kansas State	1967
	83	B.J. Aldridge vs. SMU	1947
9.	82	Dez Bryant vs. Houston	2009
	82	R.W. McQuarters vs. NE Louisiana	1997
	82	Mike Clark vs. Oklahoma	1989

Interception returns

1.	97	Greg Hill vs. Kansas State	1981
2.	95	Charles Verner vs. TCU	1993
	95	Rod Brown vs. Bowling Green	1984
4.	85	Jason Taylor II vs. Texas	2021
	85	Darrent Williams vs. Baylor	2001
5.	83	Bobby Shephard vs. Kansas State	1974
	83	Al Scanland vs. Baylor	1942
7.	82	Jerry Deckard vs. Illinois State	1986
	82	John Gattis vs. Oklahoma	1944
9.	79	Andrew McGee vs. Tulsa	2010
10.	78	Bill Williams/Choppy Spencer vs. Tulsa	1955

Fumble returns


1.	97	Greg Hill vs. Kansas State	1981
2.	96	Alex Loyd/Cecil Hankins vs. Texas Tech	1945
3.	93	T. Robinson at Kansas	2002
4.	85	Jason Taylor II at Kansas State	2020
5.	82	Kenneth Edison-McGruder vs. Tulsa	2017
6.	78	Tyler Patmon vs. Baylor	2013
7.	63	James Thomas vs. Texas A&M	2010
8.	59	Jamie Blatnick vs. Oklahoma	2011
9.	57	LaWaylon Brown vs. Southern Miss	2000
	57	Donovan Woods vs. Baylor	2006

Field goals

1.	56	Larry Roach vs. Kansas	1981
2.	55	Jason Ricks vs. Texas Tech	2004
	55	Tim Sydnes vs. Colorado	1996
4.	53	Matt Ammendola at South Alabama	2017
	53	Matt Ammendola vs Central Michigan	2016
	53	Jason Ricks vs. Missouri State	2006
	53	Luke Phillips vs. Texas	2003
	53	Abby Daigle vs. Oklahoma	1974
9.	52	Tanner Brown at TCU	2022
	52	Dan Bailey vs. Louisiana	2010
	52	Dan Bailey vs. Louisiana	2010
	52	Bruce Redden vs. Missouri	2005
	52	Bruce Redden vs. Arkansas State	2005
	52	Luke Phillips vs. Texas	2003
	52	Luke Phillips vs. Southern Miss	2002
	52	Luke Phillips vs. Oklahoma	2001
	52	Luke Phillips vs. Oklahoma	2001
	52	Lawson Vaughn vs. Kansas State	1995
	52	Cary Blanchard vs. Northern Iowa	1990
	52	Cary Blanchard vs. Oklahoma	1989
	52	Cary Blanchard vs. Missouri	1988
	52	Larry Roach vs. Kansas State	1984
	52	Colin Ankersen vs. Kansas State	1980

Punts

1.	82	Jason Davis vs. Oklahoma	1996
2.	80	Cole Farden vs. Baylor	2003
3.	78	Scott Elder vs. Kansas	1998
	78	Greg Ivy vs. Baylor	1994
	78	Quinn Sharp vs. Nebraska	2010
6.	74	Cary Blanchard vs. Oklahoma	1990
	74	Jason Davis vs. Fresno State	1997
	74	Quinn Sharp vs. West Virginia	2012
9.	73	Greg Ivy vs. Oklahoma	1994
	73	Greg Ivy vs. Colorado	1995
	73	Quinn Sharp vs. Kansas	2012
	73	Rich Thompson vs. Iowa State	1985



Zac Robinson

Opponent Records - Single Game



OSU's Mike Green, Gary Lewis and Gary Chachere stop a North Texas ball-carrier in 1982, when UNT set an OSU opponent single-game record with 13 punts.

Team Single Game

Rushes	88	at Oklahoma	Dec 2, 1972
Yards Rushing	629	at Oklahoma	Nov 18, 1978
Yards Per Rush	9.5	at Nebraska	Oct 15, 1988
TD Rushes	8	at Texas	Oct 5, 1996
Pass Attempts	73	Missouri	Oct 17, 1992
	73	at Oklahoma	Nov 24, 2012
Pass Completions	47	at Oklahoma	Nov 24, 2012
Yards Passing	646	Texas Tech	Sep 22, 2007
Yards Per Pass	18.4	Baylor	Oct 19, 2019
TD Passes	7	at Texas Tech	Nov 8, 2008
Total Plays	110	TCU	Nov 7, 2015
Total Offense	785	Oklahoma	Nov 4, 2017
Yards Per Play	10.3	Oklahoma	Nov 4, 2017
Points Scored	75	vs. Oklahoma	Nov 5, 1904
Points Scored (Modern Era)	73	Oklahoma	Nov 30, 1946
Sacks By	8	at Mississippi State	Sep 18, 1999
First Downs	44	at Oklahoma	Nov 24, 2012
Penalties	19	Oklahoma	Oct 24, 1998
Penalty Yards	177	Oklahoma	Oct 24, 1998
Turnovers Lost	8	Iowa State	Oct 24, 1992
Interceptions By	5	Colorado	Oct 16, 1982
	5	at Colorado	Nov 7, 1992
Punts	13	North Texas	Sep 11, 1982
	13	Baylor	Nov 21, 1998
Punting Average	68.0	Troy	Sep 27, 2008
Long Punt	87	at Nebraska	Oct 10, 1992
Long Punt Return	91	Iowa State	Oct 24, 1992

Individual Single-Game

Rushes	39	Ennis Haywood, Iowa State	Oct 20, 2001
Yards Rushing	274	Mike Gaddis, Oklahoma	Oct 7, 1989
TD Rushes	5	Jerald Moore, Oklahoma	Nov 12, 1994
	5	Cedric Benson, Texas	Nov 6, 2004
Long Rush	90	Calvin Jones, Nebraska	Oct 10, 1992
Pass Attempts	73	Jeff Handy, Missouri	Oct 17, 1992

Pass Completions	46	Graham Harrell, Texas Tech	Sep 22, 2007
	46	Landry Jones, Oklahoma	Nov 24, 2012
Yards Passing	646	Graham Harrell, Texas Tech	Sep 22, 2007
TD Passes	6	Graham Harrell, Texas Tech	Nov 8, 2008
Long Pass	99	Jay Johnson, Northern Iowa	Sep 15, 1990
Receptions	15	Kenny Holly, Missouri	Oct 17, 1992
	15	Jordan Shipley, Texas	Oct 25, 2008
	15	Justin Brown, Oklahoma	Nov 24, 2012
	15	Jace Amaro, Texas Tech	Nov 2, 2013
Yards Receiving	265	Marquise Brown, Oklahoma	Nov. 4, 2017
TD Receptions	4	Marcus Harris, Wyoming	Sep 23, 1995
Long Reception	99	Kenny Shedd, Northern Iowa	Sep 15, 1990
Field Goals	4	Stu Crum, Tulsa	Sep 19, 1982
	4	Tom Field, Colorado	Oct 16, 1982
	4	Tim Lashar, Oklahoma	Oct 18, 1986
	4	Dan Eichloff, Kansas	Oct 31, 1992
	4	Jaret Greaser, Texas Tech	Sep 7, 1996
	4	Brad Hammerich, Missouri	Oct 6, 2001
	4	Mike Nugent, Ohio State	Dec 29, 2004
	4	Jimmy Stevens, Oklahoma	Nov 27, 2010
Long Field Goal	58	Alan Smith, Texas A&M	Sep 23, 1983
	58	Ty Stewart, Iowa State	Oct 23, 1993
Punts	13	John Starnes, North Texas	Sep 11, 1982
	13	Kyle Attebury, Baylor	Nov 21, 1998
Punting Average	68.0	Will Goggans, Troy	Sep 27, 2008
Long Punt	87	Mike Stigge, Nebraska	Oct 10, 1992
Long Punt Return	91	James McMillion, Iowa State	Oct 24, 1992
Long Kickoff Return	100	D'Shawn Jamison, Texas	Oct 31, 2020
	100	Jakeem Grant, Texas Tech	Oct 31, 2015
	100	Jerrel Jernigan, Troy	Sep 11, 2010
	100	Niles Paul, Nebraska	Oct 23, 2010
	100	Fozzy Whitaker, Texas	Oct 15, 2010
	100	D.J. Monroe, Texas	Sep 29, 2012
	100	Tyler Lockett, Kansas State	Nov 3, 2012
	100	Taft Sales, Missouri	Oct 30, 1992
Tackles	26	Antwaun Bynum, Missouri	Oct 6, 2001
Sacks	4.0	Robert McDade, Houston	Sep 12, 1987
Tackles For Loss	8.0	Victor Scott, Colorado	Oct 16, 1982
Interceptions	3	Allan Chapman, Kansas State	Nov 3, 2012
	3		



Opponent Records - Single Season

Offense

Points Scored	422	2018
Scoring Average	32.46	2018
10-game average	28.80	1968
11-game average	31.27	2005
12-game average	28.75	1995
13-game average	32.46	2018
14-game average	18.1	2021
Touchdowns Scored	55	2018
Rushes Attempted	616	1970
Net Rushing Yards	2,914	1977
TDs Scored By Rush	33	1971
Yards Per Rush	5.3	1996
Rushing Yards Per Game	264.9	1977
Passes Attempted	570	2010
Passes Completed	356	2010
Passing Yards	3,724	2007
Most Passes Had Intercepted	29	1972
Fewest Passes Had Intercepted	5	2018
	5	2005
	5	1963
Completion Percentage	64.3	2007
Touchdowns Scored By Pass	28	2008
Highest Pass Efficiency (min. 200 att.)	143.75	2018
Fewest Passes Had Broken Up	21	1991
Yards Per Pass Attempt	8.4	1949
Passing Yards Per Game	286.5	2007
Pass Completions Per Game	27.39	2010
Pass Attempts Per Game	43.85	2010
Total Offense Plays	1,089	2011
Total Offense Yards	5,938	2011
Total Offense Yards Per Play	6.1	1996
Total Offense Yards Per Game	456.8	2011
All-Purpose Yards	7,645	2011
All-Purpose Yards Per Game	588.1	2011
First Downs	329	2011
First Downs Per Game	25.3	2011
Third-Down Conversions Made	104	2010
Third Down Conversion Pct.	49.7 (79-159)	1989
Fourth-Down Conversions Made	18	1988, 2002, 2008
Fourth-Down Conversion Pct. (min. 10 att.)	.720 (18-25)	2002
Most Time of Possession Per Game	33:42	2011
Least Time of Possession Per Game	26:34	1997
Fewest Turnovers Lost	13	2018
Fewest Fumbles	9	2003
Fewest Fumbles Lost	1	2003
Most Turnovers Lost	54	1983
Most Fumbles	52	1976
Most Fumbles Lost	31	1976
Fewest Sacks Allowed	9	1989
Fewest Yards Allowed From Sacks	76	1989
Fewest Tackles For Loss Allowed	48	2004
Fewest Yards Allowed From Tackles For Loss	197	1989
Fewest Quarterback Hurries Allowed	2	1994
Defense		
Fewest Points Allowed (since 1940)	66	1943
Lowest Scoring Average Allowed (10 games or more)	8.80	1955
10-game average	8.80	1955
11-game average	9.64	1991
12-game average	20.83	1995
13-game average	27.62	2014
14-game average	31.1	2021
Fewest Touchdowns Allowed	12	1991
Fewest First Downs Allowed	105	1963
Fewest First Downs Allowed Per Game	8.9	1941
Lowest Third Down Conversion Pct. Allowed	26.5 (44-166)	2020
Fewest Rushing Attempts Allowed	338	1963
Fewest Rushing Yards Allowed	650	1943
Fewest Rushing Yards Allowed Per Game	65.4	1940
Fewest Yards Allowed Per Rush	1.31	1940
Fewest Rushing Touchdowns Allowed	3	1991


Fewest Pass Completions Allowed	23	1960
Fewest Pass Attempts Allowed	76	1960
Fewest Passing Yards Allowed (min. 200 att.)	1,318	1990
Fewest Passing Yards Allowed/Game (min. 200 att.)	110.2	1962
Fewest Yards Allowed Per Pass Attempt	3.42	1960
Fewest Yards Allowed Per Pass Completion	9.60	1961
Lowest Completion Pct. Allowed	29.8	1972
Best Pass Efficiency Defense (min. 200 att.)	81.41	1971
Fewest Passing Touchdowns Allowed	1	1960, 1963
Fewest Total Offense Plays Allowed	514	1963
Fewest Total Offense Yards Allowed (min 11 games)	2,558	1950
Fewest Total Offense Yards Allowed Per Game	188.3	1945
Fewest Total Offense Yards Allowed Per Play	3.6	1959
Most Turnovers Gained	44	1976
Most Passes Intercepted By	24	1971
Most Fumbles Forced	15	1999, 2005
Most Fumbles Recovered	29	1973
Most Tackles	1,013	1983
Most Tackles For Loss	108	1999
Most Yards From Tackles for Loss	454	1999
Most Sacks	44	1999
Most Yards From Sacks	285	1999
Most Passes Broken Up	75	2002
Most Quarterback Hurries	81	2022
Most Safeties Recorded	2	1995, 2011, 2022

Special Teams

Field Goals Made	23	1985
Field Goals Attempted	38	1985
Field Goal Percentage (min. 10 FGA)	1,000 (11-11)	1998
Longest Field Goal	56	2010
Punts	98	2021
Yards Per Punt	45.7	2021
Longest Punt	87	1992
Punts Returned	48	1992
Punt Return Yards	536	1971
Yards Per Punt Return	17.8	2009
Long Punt Return	91	1992
Touchdowns By Punt Return	2	1961, 1970, 1974, 1998, 2006
Kickoffs Returned	83	2008
Kickoff Return Yards	2,073	2008
Yards Per Kickoff Return	27.4	2010
Long Kickoff Return	100	seven times, last in 2020
Touchdowns By Kickoff Return	3	2010
Most Kicks Blocked	6	2005
Fewest Punts Attempted	22	1960
Fewest Punt Returns Allowed	14	1964, 1989, 2016
Fewest Punt Return Yards Allowed	30	1979
Fewest Yards Per Punt Return Allowed	1.8	1979
Fewest Kickoff Return Yards Allowed	344	1960
Fewest Yards Per Kickoff Return Allowed	15.3	1974
Two-Point Conversions Attempted	11	1958
Successful Two-Point Conversion Attempts	5	1988

Miscellaneous

Best Turnover Margin	+15	2005
Worst Turnover Margin	-21	1983
	-21	2011
Most Non-Offensive Touchdowns Scored	7	1983
Most Penalties Committed	103	2002
Most Yards Penalized	913	2002
Most Penalty Yards Per Game	75.6	2001
Fewest Penalties Committed	46	1982
Fewest Yards Penalized	380	1982
Fewest Penalty Yards Per Game	32.6	2006



OKLAHOMA STATE

21

FRANKS & KAY
42
FRANKS & KAY
ATHLETIC

HISTORY





1945 AFCA National Champions



Bottom Row (L-R): Thurman Gay, Glenn Moore, Jim Reynolds, J.C. Colhouer, Terry Monroe, Alex Loyd, Joe Shunkamolah, Bert Cole, Holly Pearce
Second Row (L-R): Wayne Weaver, Jean Fitter, Carl Jackson, Orville Makintubee, Otis Schellstede, Bill Grimes, Neill Armstrong, Bob Fenimore, Franklin Spruiell, Joe Thomas, John Carey, Bill Long
Third Row (L-R): End Coach Toby Greene, Don Van Pool, Nate Watson, Clarence Tully, T.W. Ledbetter, Afton Kelly, Jim Parmer, Bob Hargrove, Sam Bratcher, Mack Creager, J.D. Cheek
Fourth Row (L-R): Head Coach Jim Lookabaugh, Bob DeMoss, Sammy Howell, Bob Faucette, Cecil Hankins, Gene McDaniel, Don Wiebener, Donnie Williamson, Bob Meinert, George Ivie, Line Coach Al Paddock
Top Row (L-R): Backfield Coach Jack Baker, Fred Lang, Bill Wilson, Howell Tait, Harvey Griffin, Ross Duckett, Maurice Brewton, Steve Bakajza, Burl Bartlett

1945 Results

9-0-0 (1-0-0 Missouri Valley)

*** Missouri Valley Conference Champions ***

Final AP Ranking: No. 5

Sept. 29	W	19-14	at Arkansas	
Oct. 6	W	31-7	at Denver	
Oct. 12	W	26-12	vs. SMU (in OKC)	14/NR
Oct. 20	W	46-6	at Utah	15/NR
Oct. 27	W	25-12	at TCU	17/NR
Nov. 3	Idle			9/NR
Nov. 10	W	12-6	TULSA*	11/19
Nov. 17	W	46-6	TEXAS TECH	8/NR
Nov. 24	W	47-0	at Oklahoma	6/NR
Nov. 26	Idle			6/
Dec. 3	Idle			6/

Sugar Bowl - New Orleans, La.

Jan. 1 W 33-13 vs. St. Mary's (CA) 6/NR

Historical Context

Just three weeks after Japan officially surrendered on September 2 to effectively end World War II, the 1945 Oklahoma A&M football season started with a win at Arkansas on Sept. 29.

War Veterans Who Played On 1945 Team

Gene Fitter	Pilot in Europe
Bob Hargrove	Lieutenant overseas
Jim Reynolds	Piloted 52 missions over Germany
Terry Monroe	Naval Air Corps
Bert Cole	Shot down over Yugoslavia
Otis Schellstede	Paratrooper dropped on D-Day
J.D. Cheek	Served with famed 45th division

Fenimore, Armstrong Led Undefeated Powerhouse

Aggies of 1945 won Missouri Valley, Sugar Bowl titles

- ▶ 1945 marked the first undefeated season in Oklahoma State football history and remains the school's only undefeated season.
- ▶ The Aggies of 1945 won by an average of 23.2 points and still hold numerous school records that last to this day, including fewest points allowed, lowest average points allowed, fewest first downs allowed, fewest rushing yards allowed and fewest yards allowed per game. The 1945 squad also ranks in the top 10 in several more offensive and defensive categories, all of which is remarkable considering that season was played 70 years ago.
- ▶ Bob Fenimore finished third in the voting for the Heisman Trophy and led the nation in both rushing and total offense and also ranked in the top 15 nationally in rushing yards, passing yards, scoring and punting.
- ▶ In addition to Fenimore, both Neill Armstrong and J.C. Colhouer earned All-Missouri Valley Conference recognition.

Team Stats

	TEAM	OPP
SCORING	285	76
Points Per Game	31.7	8.4
RUSHING	2490	930
Average Per Game	276.7	103.3
PASSING	1178	818
Comp-Att-Int	61-129-15	65-165-19
Average Per Pass	9.1	5.0
Average Per Comp.	19.3	12.6
Average Per Game	130.9	90.9
TOTAL OFFENSE	3678	1749
Average Per Game	408.7	194.3
FIRST DOWNS	135	91
Average Per Game	15.0	10.1

"We may have been the best team in the country that year. We had a couple of All-Americans and a group of veterans who kept us in check. In practice, we scrimmaged every day. As hard as those scrimmages were, it's a wonder that we had anything left for the games, but those scrimmages toughened us and made us better. We had a lot of older guys who had fought in the war and understood that you don't win anything unless you do it as a team."

- All-America DE Neill Armstrong

The Greatest Heisman Season of All Time.

34 NCAA RECORDS SET

Among his most outrageous statistics from the 1988 season:

- ▶ 237.5 rushing yards per game
- ▶ 44 touchdowns (3.7 per game)
- ▶ Four games with at least 300 rushing yards.
- ▶ 937 rushing yards and 13 touchdowns in one three-game span against Kansas, Iowa State and Texas Tech.



FBS Single-Season Rushing Leaders

1.	2,850	Barry Sanders, Oklahoma State	1988 (12 games)
2.	2,587	Melvin Gordon, Wisconsin	2014 (14 games)
3.	2,567	Kevin Smith, UCF	2007 (14 games)
4.	2,427	Marcus Allen, USC	1981 (12 games)
5.	2,248	Rashaad Penny, San Diego State	2017 (13 games)

FBS Single-Season Rushing Touchdowns Leaders

1.	42	Barry Sanders, Oklahoma State	1988 (12 games)
2.	33	Montee Ball, Wisconsin	2011 (14 games)
3.	32	Devin Singletary, FAU	2017 (14 games)
4.	31	Kapri Bibbs, Colorado State	2013 (14 games)
	31	Keenan Reynolds, Navy	2013 (13 games)

Sanders' 1988 Game-by-Game Rushing Stats

Date	Opponent	No.	Yds	TD	Long	Avg.
Sept. 10	Miami, Ohio	18	178	2	89	9.9
Sept. 24	Texas A&M	20	157	2	58	7.9
Oct. 1	Tulsa	33	304	5	36	9.2
Oct. 8	at Colorado	24	174	4	65	7.3
Oct. 15	at Nebraska	35	189	4	23	5.4
Oct. 22	Missouri	25	154	2	45	6.2
Oct. 29	at Kansas State	37	320	3	38	8.7
Nov. 5	Oklahoma	39	215	2	67	5.5
Nov. 12	Kansas	37	312	5	25	8.4
Nov. 19	at Iowa State	32	293	4	80	9.2
Dec. 4	vs. Texas Tech	44	332	4	66	7.6
Dec. 30	vs. Wyoming	29	222	5	67	7.7
	Total	373	2850	42	89	7.6

“He wasn’t big and he wasn’t tall, but he had such an unbelievable change of direction. He could change direction in a heartbeat and be right back in full speed again. He had this unique way of taking a play that should’ve been a 2-yard loss and turning it into a 20-yard gain. He was just phenomenal.” - Oklahoma defensive tackle Scott Evans

Cowboys in the Hall of Fame



NATIONAL FOOTBALL FOUNDATION

COLLEGE FOOTBALL HALL OF FAME

The National Football Foundation College Football Hall of Fame features seven representatives from Oklahoma State.

Coach Lynn “Pappy” Waldorf


Coach Lynn “Pappy” Waldorf was inducted into the College Football Hall of Fame in 1966, following a career that included five seasons in Stillwater. During his years in the orange and black, OSU claimed four conference championships and carved out a 3-0-2 record against state rival Oklahoma. Waldorf would end his career at the University of California with multiple Rose Bowl appearances.

Bob Fenimore, End

The first OSU player to be inducted into the college hall was Bob Fenimore. Known as the “Blond Bomber”, Fenimore led Oklahoma State, known as Oklahoma A&M during his playing days, to new heights. He starred on a national championship team. He was inducted into the College Football Hall of Fame in 1972.



Coach Lynn “Pappy” Waldorf
College Football Hall of Fame Class of 1966



Bob Fenimore
*College Football Hall of Fame Class of 1972
OSU Athletics Hall of Honor, Class of 1996
Cowboy Football Ring of Honor, 2022*



Barry Sanders
*College Football Hall of Fame Class of 2003
Pro Football Hall of Fame Class of 2004
OSU Athletics Hall of Honor Class of 1996
Cowboy Football Ring of Honor, 2021*



Thurman Thomas
*College Football Hall of Fame Class of 2008
Pro Football Hall of Fame Class of 2007
OSU Athletics Hall of Honor Class of 1997
Cowboy Football Ring of Honor, 2020*

Cowboys in the Hall of Fame



Coach Jimmy Johnson
College Football Hall of Fame Class of 2012



Leslie O'Neal
College Football Hall of Fame Class of 2020
OSU Athletics Hall of Honor Class of 1999



Terry Miller
College Football Hall of Fame Class of 2022
OSU Athletics Hall of Honor Class of 2006



NATIONAL FOOTBALL FOUNDATION

COLLEGE FOOTBALL HALL OF FAME

Barry Sanders, Running Back

In 2003, the most decorated player in OSU history, running back Barry Sanders, was inducted into the College Football Hall of Fame. Sanders, whose 1988 season remains the greatest in NCAA history, rewrote school, conference and NCAA record books in his three-year career at OSU.

Thurman Thomas, Running Back

Thurman Thomas, the all-time leading rusher in Cowboy history and one of OSU's all-time fan favorites, was inducted into the Hall in 2008. A two-time Big Eight Conference player of the year, Thomas is also a member of the Pro Football Hall of Fame. Thomas led Oklahoma State in rushing for four straight seasons and ended his career with 50 touchdowns and 5,001 rushing yards.

Coach Jimmy Johnson

Coach Jimmy Johnson was inducted in 2012. He served as OSU's head coach from 1979-83 and his time at OSU began with a bang when he helped lead an undermanned Cowboy squad to a 7-4 record in his first year. He was named Big Eight coach of the year for his efforts. During his time in Stillwater, OSU fielded some of the better defenses in school history.

Leslie O'Neal, Defensive End

Leslie O'Neal, who received his call in 2020. A two-time All-American, O'Neal was a dominant force on OSU teams which allowed just a total of 34 touchdowns over two seasons, the lowest totals ever at OSU. He was named Big Eight defensive player of the year in 1984 and earned All-Big Eight honors in each of his last three seasons as a Cowboy.

Terry Miller, Running Back

A two-time All-American, Terry Miller finished second in the voting for the 1977 Heisman Trophy and was fourth in 1976. Miller led the Big Eight in rushing as a junior and senior, won the Big Eight Offensive Player of the Year award in both of those seasons and is one of only three Big Eight players with more than 4,000 career rushing yards.

All-Americans

Three-Time All-Americans



Thurman Thomas

Running Back
Missouri City, Texas

- ▶ 1985 Consensus All-America (Associated Press, UPI)
- ▶ 1986 All-America (Football News)
- ▶ 1987 All-America (Associated Press, UPI)

The all-time leading rusher in Oklahoma State football history, Thomas ran for 5,001 yards and scored 50 touchdowns over his four-year career. He was Oklahoma State's leading rusher in each of his four seasons and was the Big Eight leader in both 1985 and 1987. He was voted the Big Eight Conference's offensive player of the year after both seasons.

In 1985, he rushed for 1,650 yards, good for fourth in America. The Associated Press (third team) and UPI (first team) both honored him as an All-American and the NCAA lists him as a consensus All-American in its record book for his work that season.

His 1986 campaign was highlighted by 741 rushing yards and third-team All-America recognition from *Football News*.

In 1987, his 1,767 yards were the third-most nationally. His 22 career 100-yard rushing games are second in OSU history only to Terry Miller's 26. For his work that season, he was a first-team All-America honoree by the Associated Press and a second-team All-American by UPI.

A knee injury prevented Thomas from being a first-round draft choice, but Buffalo stole him in the second round in 1988. He was that team's most effective weapon in four straight Super Bowl seasons, and he was named the NFL's Most Valuable Player after the 1991 season.

He is a 2007 inductee in the Pro Football Hall of Fame, joining his OSU teammate, Barry Sanders. His No. 34 jersey is one of four no longer in use at Oklahoma State.

Thomas was a 2008 inductee in the National College Football Hall of Fame.

Thomas's Career Rushing Stats

Year	G	Att.	Yds.	TD	Long	Avg.	Avg./G
1984	12	205	843	7	28	4.1	70.2
1985	12	328	1650	15	65	5.0	137.5
1986	11	173	741	4	56	4.3	67.4
1987	12	283	1767	21	66	6.2	147.2
Career	47	989	5001	47	66	5.1	106.4

Thomas's Career Receiving Stats

Year	G	Rec.	Yds	TD	Long	Avg.	Avg./G
1984	12	22	122	0	28	5.5	10.2
1985	12	22	142	1	30	6.5	11.8
1986	11	18	150	1	28	8.3	13.6
1987	12	22	204	0	45	9.3	17.0
Career	47	84	618	2	45	7.4	13.1



Quinn Sharp

Kicker/Punter
Mansfield, Texas

- ▶ 2010 All-America Punter (FWAA)
- ▶ 2011 All-America Kicker (FWAA)
- ▶ 2012 All-America Kicker (AFCA, Walter Camp)

Quinn Sharp is one of only two players ever to be a first-team All-America punter and a first-team All-America kicker by the Football Writers Association of America, as the organization tabbed him as its All-America punter in 2010 and its All-America kicker in 2011. The American Football Coaches Association honored him as a first-team kicker in 2012 and the Walter Camp Football Foundation chose him as its second-team kicker that same season.

A two-time honoree as the Big 12 Special Teams Player of the Year (2011 and 2012), Sharp led the nation in touchbacks on kickoffs each of his four seasons at OSU, set an NCAA single-season record for points scored by a kicker with 156 in 2012 and led all players active in 2012 with a 45.9 career yards-per-punt average.

Owner of perhaps the most powerful boot in the nation throughout his career, Sharp served as OSU's kickoff man and punter during his freshman and sophomore years, then added placekicking chores after the graduation of 2010 Lou Groza Award winner Dan Bailey following the 2010 season.

As a sophomore in 2010, Sharp matched an NCAA record by averaging 60.4 yards per punt in a game against Nebraska (five punts for 302 yards).


Sharp's Career Kicking Stats

Year	FGM-A	XP-A	1-19	20-29	30-39	40-49	50-99	Lg	Blk
2009	0-0	0-0	0-0	0-0	0-0	0-0	0-0	0	0
2010	0-0	0-0	0-0	0-0	0-0	0-0	0-0	0	0
2011	22-25	79-80	4-4	10-10	6-8	2-3	0-0	46	0
2012	28-34	72-72	0-0	13-13	6-6	7-10	2-5	51	0
Career	50-59	151-152	4-4	23-23	12-14	9-13	2-5	51	0

Sharp's Career Punting Stats

Year	No.	Yards	Avg.	Lg	TB	FC	I20	Blk	50+	60+
2009	67	3023	45.1	67	4	12	24	0	27	5
2010	46	2127	46.2	78	4	16	15	0	14	6
2011	47	2175	46.3	60	8	9	12	0	20	2
2012	44	2036	46.3	74	2	12	18	0	19	5
Career	204	9,361	45.9	78	18	49	69	0	80	18

Two-Time All-Americans



Bob Fenimore

Running Back
Woodward, Oklahoma

- ▶ 1944 All-America (Associated Press, FWAA, The Sporting News, UPI, Football News, Central Press)
- ▶ 1945 Unanimous All-America

Bob Fenimore excelled on the offensive side of the ball, the defensive side of the ball, and on special teams. His exceptional talent and play earned the "Blond Bomber" All-America honors in 1944, when he finished ninth in the Heisman vote, and in 1945, when he finished third in the Heisman vote. He was the first player from the university awarded All-America honors.

In 2007, he was inducted into the Cotton Bowl Hall of Fame. He also holds membership in the OSU Hall of Honor as well as the College Football Hall of Fame.

The leader of OSU teams that went 8-1 with a Cotton Bowl victory in 1944 and a perfect 9-0 with a Sugar Bowl win in 1945 and a ranking of fifth in the final Associated Press poll, Fenimore's play was legendary.

From his halfback position, he established himself as one of the nation's finest players. The numbers speak for themselves. In 1944, he led the nation in total offense (1,758 yards), was third in rushing (899), eighth in passing (997), ninth in scoring (77), and 13th in punting (37.3).

In OSU's undefeated 1945 season, he was the national leader in both total offense (1,641), and rushing (1,119), while ranking seventh in punting (39.0), and 13th in scoring (72). His 18 interceptions during his OSU career remain a school record, and his 4,627 career yards of total offense were not eclipsed until Terry Miller came along three decades later.

Fenimore was the No. 1 overall selection of the 1947 NFL Draft by the Chicago Bears. His jersey No. 55 is one of four no longer in use at Oklahoma State.



Neill Armstrong

Defensive End/Receiver
Tishomingo, Okla.

- ▶ 1945 All-America (Associated Press)
- ▶ 1946 All-America (Central Press)


Known to his teammates as "Felix the Cat", Neill Armstrong helped guide Oklahoma A&M during its glory days. He was a four-year letterman from 1943-46 for head coach Jim Lookabaugh's Aggies and was a third-team All-American by the Associated Press in 1945 and a third-team All-American by the Central Press Association in 1946.

Armstrong, a native of Tishomingo, played on two of Oklahoma A&M's most successful teams, as the Aggies won the Cotton Bowl in 1944 and the Sugar Bowl in 1945. In 1946, Armstrong earned All-America honors at defensive end, while also calling plays.

All-Americans

In A&M's vaunted single-wing offense, Armstrong twice led the nation in receiving, while teammate Bob Fenimore led the nation in total offense. As a senior in 1946, he caught 32 passes for 479 yards.

Armstrong was a first-round draft choice of the Philadelphia Eagles and played from 1947-51. Armstrong then joined the coaching ranks, eventually becoming the head coach of the Chicago Bears from 1978-81.



Jon Kolb

Offensive Lineman
Owasso, Okla.

- 1967 All-America (Central Press)
- 1968 All-America (Associated Press, UPI, Central Press)

Jon Kolb anchored the Oklahoma State offensive line from the center position from 1966-68. He was a second-team All-American from Central Press in 1967. In 1968, he was a second-team All-American by Central Press and UPI and a third-team All-American by the Associated Press.

Kolb was also a two-time all-conference selection, earning that distinction in 1967 and 1968.

Following his senior season, Kolb participated in the Senior Bowl, the North-South Shrine Bowl, the Coaches All-American Game and the College All-Star Game.

After being selected in the third-round of the NFL Draft by Pittsburgh, he competed for the Steelers from 1969-81. Kolb helped lead the Steelers to championships in Super Bowls IX, X, XIII and XIV.

He was inducted into the OSU Hall of Honor in 2001.



Terry Miller

Running Back
Colorado Springs, Colo.

- 1976 All-America (Associated Press, FWAA, UPI)
- 1977 Unanimous All-America

Only three players in Big Eight history rushed for 4,000 yards during their careers and Terry Miller is one of them. Mike Rozier of Nebraska (4,780) and Thurman Thomas of Oklahoma State (5,001) were the only others.

Miller gained 4,754 yards while establishing himself as one of the nation's best in the 1970s. He is the only player in school history to record three 1,000-yard rushing seasons. As a sophomore in 1975, he gained 1,026 yards and then, during All-America seasons in 1976 and 1977, he led the Big Eight with 1,887 as a junior and 1,680 as a senior. Those numbers ranked fifth in the nation in 1976 and third in 1977.

Miller was tabbed as the Big Eight offensive player of the year in both 1976 and 1977. He finished runner-up to Earl Campbell in the 1977 Heisman Trophy balloting.

Miller was a first-round draft choice of the Buffalo Bills in 1978. His jersey number 43 is one of four no longer in use at

Oklahoma State. He was a first-team All-American by the Associated Press and the Football Writers and a second-teamer by UPI in 1976 before earning unanimous first-team All-America recognition in 1977.

Miller's Career Rushing Stats

Year	G	Att.	Yds.	TD	Long	Avg.	Avg./G
1974	9	87	334	1	42	3.8	37.1
1975	11	179	1026	11	81	5.7	93.3
1976	12	291	1714	23	78	5.9	142.8
1977	11	314	1680	14	78	5.4	152.7
Career	43	871	4754	49	81	5.5	110.6



Leslie O'Neal

Defensive Lineman
Little Rock, Ark.

- 1984 All-America (Associated Press, The Sporting News, UPI)
- 1985 Unanimous All-America

Oklahoma State's defenses in 1984 and 1985 may have been the best in school history, and they were anchored by two-time All-America lineman Leslie O'Neal.

O'Neal was a dominant force on teams which allowed just a total of 34 touchdowns over two seasons, the lowest totals ever at OSU. He was named Big Eight defensive player of the year in 1984 and earned All-Big Eight honors in each of his last three seasons as a Cowboy.

O'Neal set a school record that stands to this day by registering 16.0 sacks for 118 yards lost in 1984. He also remains the OSU career leader with 34.0 sacks.

In 1984, he was a first-team All-America selection by the Associated Press and *The Sporting News* and a second-team honoree by UPI before earning unanimous first-team All-America honors in 1985.

He was a first-round draft choice of the San Diego Chargers in 1986. O'Neal retired following the 1999 season. During his career, the defensive end was selected to the Pro Bowl six times and recorded 136.0 career sacks.

He was inducted into the National Football Foundation College Football Hall of Fame in 2020.

O'Neal's Career Defensive Stats

Year	G	UT-AT-TT	TFL	Sacks	INT	PBU	QBH	FF	FR	BK
1982	N/A	4-2-6	0.0	0.0	0	0	1	0	1	0
1983	12	52-56-108	15.0	11.0	0	7	2	-	3	-
1984	12	75-71-146	17.0	16.0	0	6	28	3	0	2
1985	12	53-59-112	15.0	7.0	1	4	27	2	2	1
Career	36*	184-188-372	47.0	34.0	1	17	58	5	6	3

* Not counting the unavailable total from 1982



Mark Moore

Safety
Nacogdoches, Texas

- 1985 All-America (Associated Press, The Sporting News, UPI)
- 1986 All-America (Associated Press, Football News)

Mark Moore was one of the most feared defensive players, not only in the Big Eight Conference, but around the nation. The hard-hitting safety roamed the defensive secondary and picked off 16 passes as a Cowboy.

In 1985, he was a first-team All-America selection by the Associated Press and *The Sporting News* and was a second-team honoree by UPI. The following season, he was a repeat selection to the A.P. first team and a second-team honoree by *Football News*.

A member of the OSU Athletics Hall of Fame, Moore registered 311 tackles during his four-year career, including 91 in 1985 and 96 in 1986. He intercepted seven passes during his All-America junior season, the fifth-best total in the nation that year. He was a two-time All-America selection by the Associated Press in 1985 and 1986.

During his All-America seasons, OSU allowed just 135 yards per game passing in 1985 and 121 in 1986, the lowest two averages since 1978. Moore was a fourth-round pick by the Seattle Seahawks in 1987.

Moore's Career Defensive Stats

Year	G	UT-AT-TT	TFL	Sacks	INT	PBU	QBH	FF	FR	BK
1983	12	21-29-50	2.0	2.0	2	6	5	1	1	0
1984	12	41-34-75	2.0	0.0	5	9	1	0	0	0
1985	12	62-39-101	1.0	0.0	7	4	2	1	2	0
1986	11	61-35-96	1.0	0.0	2	3	0	0	2	0
Career	47	185-137-322	6.0	2.0	16	22	8	2	5	0



Barry Sanders

Running Back
Wichita, Kan.

- 1987 All-America (Associated Press, The Sporting News)
- 1988 Unanimous All-America

While playing behind starting tailback Thurman Thomas in 1987, Barry Sanders had to make his mark somewhere on the field during his sophomore season. He did that returning kickoffs and punts and in fact, his exploits earned him first-team All-America honors as a return man from *The Sporting News* and second-team recognition from the Associated Press.

With the departure of Thomas to the NFL, Sanders became the go-to guy in 1988 and he responded with a season that may never be matched. He established 34 NCAA records and posted the best rushing season in college football history.

His domination of college football that year earned him the Heisman Trophy and unanimous first-team All-America honors. He helped make the Oklahoma State offense one of the most productive in college football history.

All-Americans

Among his most outrageous statistics in 1988:

- * 237.5 rushing yards per game
- * 7.6 yards per carry
- * 44 touchdowns scored (3.7 per game)
- * Four games with at least 300 yards rushing
- * 937 rushing yards and 13 touchdowns in one three-game span against Kansas, Iowa State and Texas Tech.

Sanders was a first-round draft choice by the Detroit Lions in 1989. The No. 21 jersey Sanders wore as a Cowboy is one of just four numbers not in use at Oklahoma State. He is also a member of both the Pro Football and College Football Hall of Fame.

Sanders' Career Rushing Stats

Year	G	Att.	Yds.	TD	Long	Avg.	Avg./G
1986	8	74	325	2	28	4.4	40.6
1987	12	111	622	9	50	5.6	51.8
1988	12	373	2850	42	89	7.6	237.5
Career	32	558	3797	53	89	6.8	118.7

Sanders' Career Receiving Stats

Year	G	Rec.	Yds	TD	Long	Avg.	Avg./G
1986	8	0	0	0	0	0.0	0.0
1987	12	4	59	1	27	14.8	4.9
1988	12	21	142	0	30	6.8	11.8
Career	32	25	201	1	30	8.0	6.3

Sanders' Career Return Stats

Year	KR	Yds	TD	Long	Avg.	PR	Yds	TD	Long	Avg.
1986	7	166	0	27	23.7	9	43	0	23	4.8
1987	15	470	2	100	31.3	18	273	2	73	15.2
1988	21	421	1	100	20.0	11	113	1	61	10.3
Career	43	1057	3	100	24.6	38	429	3	73	11.3



Rashaun Woods
Receiver
Oklahoma City, Okla.

- 2002 Consensus All-America (*The Sporting News*, *Walter Camp*, *Sports Illustrated*)
- 2003 All-America (AFCA)

Rashaun Woods' Oklahoma State career was nothing short of phenomenal. The Oklahoma City native finished his career with 293 catches for 4,414 yards and 42 touchdowns to top OSU in every category.

Woods was the first player in Big Eight or Big 12 history to reach the 4,000-yard receiving mark. Listed as a consensus All-America selection in the NCAA record book after earning first-team accolades by *The Sporting News*, the Walter Camp Football Foundation and *Sports Illustrated* in 2002, Woods was also tabbed as a first-team All-American by the American Football Coaches Association in 2003.

He posted 1,000-yard seasons in 2001 (80 catches for 1,023 yards and 10 touchdowns), 2002 (107 catches for 1,695 yards and 17 touchdowns) and 2003 (77 catches for 1,367 yards and 15 touchdowns).

His signature performance came when he set an NCAA record with an astounding seven touchdown receptions against SMU, breaking a 34-year old record.

Woods was a first-round draft pick of the 49ers in 2004.

Woods' Career Receiving Stats

Year	G	Rec.	Yds	TD	Long	Avg.	Avg./G
1999	2	0	0	0	0	0.0	0.0
2000	8	29	329	0	24	11.3	41.1
2001	11	80	1023	10	42	12.8	93.0
2002	13	107	1695	17	69	15.8	130.4
2003	13	77	1367	15	51	17.8	105.2
Career	47	293	4414	42	69	15.1	93.9



Perrish Cox
Kick Returner/Cornerback
Waco, Texas

- 2008 All-America Kick Returner (*CBS Sports*)
- 2009 All-America Cornerback (*Associated Press*, *The Sporting News*)

The versatile Perrish Cox was first-team All-America selection at two different positions, securing honors as a return man by *CBS Sports* in 2008 and as a cornerback by *The Sporting News* in 2009. He was a second-team All-America selection as a cornerback by the Associated Press in 2009 as well.

As a senior, Cox led the NCAA with 1.73 passes defended per game. He had four interceptions and he ended his career as the Big 12 Conference's all-time leader in kickoff return yards with 2,804. His final numbers included a then-OSU record with four kickoffs returned for touchdowns and six overall returns for scores with his two punt returns added to the total.

Cox finished his All-America return season third in the nation with an average of 29.8 yards per return.

Cox's Career Defensive Stats

Year	G	UA-AT-TT	TFL	PD	FF	FR	BK
2006	12	18-6-24	0.0-0	7	1	0	0
2007	13	32-10-42	0.0-0	10	0	0	0
2008	13	24-8-32	1.0-1	10	0	0	1
2009	11	34-2-36	1.0-4	19	0	1	0
Career	49	108-26-134	2.0-5	46	1	1	1

Cox's Career Return Stats

Year	KR	Yds	TD	Long	Avg.	PR	Yds	TD	Long	Avg.
2006	25	595	1	96	23.8	24	308	0	63	12.8
2007	31	665	1	98	21.5	17	188	1	67	11.1
2008	30	895	2	90	29.8	0	0	0	0	0.0
2009	31	649	0	74	20.9	19	198	1	67	10.4
Career	117	2804	4	98	24.0	60	694	2	67	11.6



Kendall Hunter
Running Back
Tyler, Texas

- 2008 All-America (FWAA)
- 2010 Consensus All-America (AFCA, *Associated Press*, *Walter Camp*)

The soft-spoken but tough and hard-working Kendall Hunter emerged as one of the nation's best running backs in 2008, and the Football Writers Association of America recognized him with first-team All-America honors that season.

Hunter finished seventh nationally and easily led the Big 12 with 1,555 rushing yards that year. He ran for 14 touchdowns and broke the 100-yard mark nine times and served as one

of the focal points of an Oklahoma State offensive juggernaut that ranked among the nation's best units that season.

His junior season was derailed by injury but he returned as a senior in 2010 with consensus All-America honors after rushing for 1,548 yards. That year, he was a first-team All-America selection by the AFCA, the Associated Press and the Walter Camp Football Foundation.

He ended his career with 4,181 rushing yards, 5.9 yards per carry and rushed for 37 touchdowns. Included in his OSU tally were 20 games in which he rushed for 100 yards or more.

Hunter's Career Rushing Stats

Year	G	Att.	Yds.	TD	Long	Avg.	Avg./G
2007	13	107	696	4	46	6.5	53.5
2008	13	241	1555	16	68	6.5	119.6
2009	8	89	382	1	46	4.3	47.8
2010	13	271	1548	16	66	5.7	119.1
Career	47	708	4181	37	68	5.9	89.0

Hunter's Career Receiving Stats

Year	G	Rec.	Yds	TD	Long	Avg.	Avg./G
2007	13	10	137	1	47	13.7	10.5
2008	13	22	198	1	31	9.0	15.2
2009	8	11	83	0	27	7.5	10.4
2010	13	20	101	0	37	5.1	7.8
Career	47	63	519	2	47	8.2	11.0



Justin Blackmon
Wide Receiver
Ardmore, Okla.

- 2010 Unanimous All-America
- 2011 Unanimous All-America

Justin Blackmon was unquestionably the best receiver in America in both 2010 and 2011. Blackmon won the Biletnikoff Award given to the nation's top receiver after both his sophomore and junior seasons, becoming only the second player to win the award twice. He was a unanimous first-team All-America selection in both 2010 and 2011 and was the 2010 Big 12 Offensive Player of the Year.

Blackmon's 1,782 receiving yards were an NCAA sophomore record. His 20 touchdown receptions in 2010 were the seventh-most ever recorded.

As a junior in 2011, Blackmon found himself the primary focus of every defense that OSU faced, but still made 122 catches for 1,522 yards with 18 touchdowns. His 122 receptions set the 13th-highest total in NCAA history.

He was named offensive MVP of both the 2010 Alamo Bowl and the 2012 Fiesta Bowl.

Blackmon's Career Receiving Stats

Year	G	Rec.	Yds	TD	Long	Avg.	Avg./G
2009	13	20	260	2	32	13.0	20.0
2010	12	111	1782	20	81	16.1	148.5
2011	13	122	1522	18	67	12.5	117.1
Career	38	253	3564	40	81	14.1	93.8

All-Americans



Tylan Wallace

Wide Receiver
Fort Worth, Texas

- 2018 All-America (*Associated Press, The Sporting News, Walter Camp, Sports Illustrated, ESPN, USA Today, CBS Sports*)
- 2020 All-America (*AFCA, Walter Camp*)

At six feet tall, Tylan Wallace didn't have the most imposing physical stature, but as opposing defensive backs came to find, he was a fierce competitor who used intelligence and outstanding route-running, timing and leaping ability to play much bigger than his size let on.

A kind, generous and likeable personality off the field, his humble nature was reflected on the field by his tenacious blocking that repeatedly sprung long plays for his teammates.

A first-team All-American by *The Sporting News* and *ESPN* and one of three national finalists for the Biletnikoff Award presented to the nation's top receiver in 2018, he was a second-team All-American by the Associated Press, the Walter Camp Football Foundation, *Sports Illustrated*, *USA Today* and *CBS Sports* that same season.

Wallace did his best work on the biggest stages. In Oklahoma State's three games against teams ranked in the top 10 of the Associated Press poll, he averaged 5.6 receptions, 168.0 receiving yards and 2.0 receiving touchdowns per game. He had 10 catches for 222 receiving yards and two touchdowns in the Cowboys' win over No. 6 Texas and had an almost identical performance with 10 catches for 220 yards against No. 6 Oklahoma. In doing so, he became the first player in school history to post two 200-yard receiving games against ranked opponents in the same season.

He was well on his way to earning All-America recognition in 2019, but a season-ending injury sustained in practice derailed those hopes. He had already been selected as a midseason All-American by *The Athletic*. At the time of his injury, he led the Big 12 and ranked fourth nationally by averaging 112.9 receiving yards per game.

As a senior in 2020, Wallace caught 59 passes for 922 yards with six touchdowns. The season was shortened to 11 games due to the COVID pandemic and nagging injuries kept Wallace on the sidelines for two games, but when he was on the field, he was a star. For his efforts, Wallace was honored as a second-team All-American by the AFCA and the Walter Camp Football Foundation.

Wallace's Career Receiving Stats

Year	G	Rec.	Yds.	Avg.	TD	Long	Avg./G
2017	13	7	118	16.9	0	39	9.1
2018	13	86	1491	17.3	12	56	114.7
2019	8	53	903	17.0	8	90	112.9
2020	10	59	922	15.6	6	55	92.2
Career	44	205	3434	16.8	26	90	78.0

Single-Season All-Americans



Jim Wood

Defensive End
Tonkawa, Okla.

- 1958 All-America (*AFCA, Associated Press*)

Jim Wood was OSU's third All-American and was the first since 1946 when he was selected to the first team by the American Football Coaches Association and to the third team by the Associated Press in 1958.

Wood, who was honored as a defensive end, played a little bit of everything for the Pokes. On the offensive side of the ball, he led the team in receiving with 21 catches for 282 yards. He also handled the punting chores for the Cowboys, averaging 39.3 yards per kick.

Wood was a third-round draft choice of the Washington Redskins in 1959.



Harry Cheatwood

Defensive Back
Oklahoma City, Okla.

- 1967 All-America (*Central Press*)

Named after the former president, Harry Truman Cheatwood made a name for himself picking off passes in Oklahoma State's defensive backfield from 1965-67.

Cheatwood was honored as a first-team All-American in 1967 by the Central Press after logging 127 tackles, breaking up 10 passes and recovering two fumbles. In addition to his All-America plaudits, he was also chosen to the All-Big Eight first team that season.

He tied for the team lead in interceptions in 1965 with two and again in 1966 with three.

Cheatwood's Career Defensive Stats

Year	G	UT-AT-TT	TFL	Sacks	INT	PBU	QBH	FF	FR	BK
1965	-*	39-25-64	-*	-*	2	6	-*	-*	1	0
1966	-*	57-18-75	-*	-*	3	5	-*	-*	1	0
1967	-*	87-40-127	-*	-*	0	10	-*	-*	2	0
Career	-*	183-83-266	-*	-*	5	21	-*	-*	4	0

* Category not tracked



John Ward

Offensive Lineman
Tulsa, Okla.

- 1969 Consensus All-America (*AFCA, Associated Press, FWAA, UPI*)

John Ward was a two-sport star who earned All-America honors in football and wrestling in 1969. He was the second consensus All-American in school history, earning first-team honors from the American Football Coaches Association, the Associated Press and the Football Writers Association and second-team accolades from UPI.

Ward displayed his skills at four all-star games, including the East-West Classic, Senior Bowl, Coaches All-American Game and the College All-Star Game.

Ward was a first-round draft choice of the Minnesota Vikings in 1970. He spent five seasons with the Vikings before splitting the 1976 season between Tampa Bay and Chicago.



Cleveland Vann

Linebacker
Seguin, Texas

- 1973 All-America (*FWAA*)

A two-time All-Big Eight performer, Cleveland Vann captured All-America honors as a linebacker in 1973 by the Football Writers Association of America, just two years after playing on the offensive side of the ball as a fullback. In fact, heading into the 1972 season, Vann was actually the team's leading returning rusher before he switched to middle linebacker during spring practice.

The move to defense was a smart one, as Vann racked up 241 tackles in his two seasons on the defensive side of the ball.

He led the team in tackles in both his junior (122) and senior (117) seasons.

Vann showcased his skills at the 1973 Blue-Gray Game and the East-West Classic before being drafted in the fifth round by the Miami Dolphins.

Vann's Career Rushing Stats

Year	G	Rush Att.	Gain	Lost	Net	Avg.	Long
1971	-*	65	247	7	240	3.8	14
Career	-*	65	247	7	240	3.8	14

Vann's Career Defensive Stats

Year	G	UT-AT-TT	TFL	Sacks	INT	PBU	QBH	FF	FR	BK
1972	-*	72-50-122	6	-*	3	2	-*	-*	0	0
1973	-*	80-37-117	6	-*	1	0	-*	-*	1	0
Career	-*	152-87-239	12	-*	4	2	-*	-*	1	0

* Category not tracked



Alvin Brown

Safety
Ravenna, Texas

- 1973 All-America (*Football News*)

Alvin Brown, who didn't play high school football until his junior year, covered the Oklahoma State secondary with lightning speed in 1972 and 1973. His outstanding 1973 season earned him first-team All-America recognition from *Football News* as well as all-conference honors.

The Ravenna, Texas, native picked off eight passes that year, tying a school record and leading the Big Eight Conference. Brown also played in the 1973 Hula Bowl.

Brown's Career Defensive Stats

Year	G	UT-AT-TT	TFL	Sacks	INT	PBU	QBH	FF	FR	BK
1972	-*	22-45-67	1	-*	8	13	-*	-*	0	0
1973	-*	22-26-48	1	-*	1	3	-*	-*	0	0
Career	-*	44-71-115	2	-*	9	16	-*	-*	0	0

* Category not tracked

All-Americans



James White

Defensive Tackle
Hot Springs, Ark.

► **1975 All-America** (*The Sporting News*)

James "Duck" White was Oklahoma State's first four-year letterman. He accounted for 203 tackles in his career, including 86 tackles during his All-America season of 1975.


White was a standout performer on the Cowboys' victorious Fiesta Bowl team in 1974.

A first-round draft choice of the Minnesota Vikings in 1976, White played eight years in the NFL and was a member of the Vikings' legendary "Purple People Eaters" defense. The Vikings made the Super Bowl in 1977 with White on the roster.

White's Career Defensive Stats

Year	G	UT-AT-TT	TFL	Sacks	INT	PBU	QBH	FF	FR	BK
1972	-*	4-3-7	3	-*	0	0	-*	-*	3	0
1973	-*	22-4-26	1	-*	0	0	-*	-*	1	0
1974	-*	22-58-80	6	-*	0	1	-*	-*	2	0
1975	-*	38-48-86	9	-*	0	0	-*	-*	0	0
Career	-*	86-113-199	19	-*	0	1	-*	-*	6	0

* Category not tracked



Phillip Dokes

Defensive Tackle
Little Rock, Ark.

► **1976 All-America** (*Associated Press, College Football News*)

Phillip Dokes instilled fear in the hearts of opponents, prowling along the Pokes' defensive front from 1974-76. He was a two-time All-Big Eight selection (1974, 1976) and was honored as an All-American by the Associated Press and *College Football News* in 1976.

OSU's all-time career leader with 15 fumble recoveries, Dokes racked up 320 tackles in an OSU uniform. He turned in his best season in 1976 with 106 tackles after leading OSU with 92 tackles the previous year. The Cowboys earned a share of the Big Eight title in 1976.

Dokes was also a two-time academic all-conference selection (1974-75).

In 1976, Dokes played in the Blue-Gray Game and the Senior Bowl before being drafted by the Buffalo Bills in the first round.

Dokes' Career Defensive Stats

Year	G	UT-AT-TT	TFL	Sacks	INT	PBU	QBH	FF	FR	BK
1973	-*	22-15-37	8	-*	0	2	-*	-*	1	0
1974	-*	24-61-85	4	-*	1	1	-*	-*	7	0
1975	-*	44-48-92	16	-*	1	1	-*	-*	1	0
1976	-*	33-73-106	14	-*	0	5	-*	2	6	0
Career	-*	123-197-320	42	-*	2	9	-*	2	15	0

* Category not tracked | * Not tracked until 1976



Derrel Gofourth

Center
Parsons, Kan.

► **1976 Consensus All-America** (*AFCA, UPI, Football News*)

One of the most decorated offensive linemen in OSU history, Derrel Gofourth anchored the Oklahoma State offensive front from 1974-76. Twice chosen as an All-Big Eight performer (1975-76), Gofourth is recognized in the NCAA record book as a consensus All-America selection in 1976, when he was a first-team selection by the American Football Coaches Association, *Football News* and UPI.

Gofourth played in four all-star games, including the Blue-Gray Game, Hula Bowl, Senior Bowl and the Japan Bowl. He was a seventh-round selection of the Green Bay Packers in 1977.

The Parsons, Kan., native spent six seasons with the Packers before moving on to the Chargers in 1983 and 1984.



John Corker

Linebacker
Miami, Fla.

► **1978 All-America** (*Associated Press*)

This linebacker was everywhere for Oklahoma State from 1976-79. John Corker finished his four years in Stillwater as the Cowboys' all-time leading tackler and was a first-team Associated Press All-America honoree in 1978.

Corker is the lone Cowboy to post four seasons with at least 100 tackles. In his sophomore and junior seasons, he racked up 132 and 130, respectively. He was recognized as the Big Eight defensive player of the year in 1978 to become the first OSU player to win the honor.

As a freshman, the Miami, Fla., native posted 111 tackles and helped lead the Pokes to a Tangerine Bowl victory over Brigham Young.

Corker was a fifth-round draft choice of the Houston Oilers in 1980. He spent three seasons in Houston before playing the 1988 season for Green Bay.

Corker's Career Defensive Stats

Year	G	UT-AT-TT	TFL	Sacks	INT	PBU	QBH	FF	FR	BK
1976	-*	42-79-121	4.0	-*	3	6	-*	5	0	0
1977	-*	53-79-132	4.0	-*	2	5	-*	4	1	0
1978	-*	40-90-130	4.0	-*	0	5	-*	2	2	0
1979	-*	35-78-113	2.0	-*	0	3	-*	3	2	0
Career	-*	170-326-496	14.0	-*	5	19	-*	14	5	0

* Category not tracked



Ricky Young

Linebacker
Chicago, Ill.

► **1981 All-America** (*Associated Press, Football News*)

Ricky Young followed John Corker as OSU's dominant linebacker.


Young was a three-time All-Big Eight selection. In 1980, he was the Big Eight Player of the Year. The following season, he was a second-team All-America selection by both the Associated Press and by *Football News*.

Young was drafted by the Chicago Bears in 1982.

Young's Career Defensive Stats

Year	G	UT-AT-TT	TFL	Sacks	INT	PBU	QBH	FF	FR	BK
1978	-*	16-39-55	0.0	-*	0	1	-*	2	0	0
1979	-*	56-100-156	10.0	-*	2	1	-*	4	3	0
1980	-*	26-102-128	9.0	-*	0	2	-*	2	1	0
1981	-*	27-95-122	6.0	2.0	0	3	-*	2	2	0
Career	-*	125-336-461	25.0	2.0*	2	7	-*	12	6	0

* Category not tracked



Ernest Anderson

Running Back
Orange, Texas

► **1982 All-America** (*Associated Press, Walter Camp, UPI*)

Ernest Anderson burst onto the national scene in 1982 to lead the nation in rushing. He earned first-team All-America honors from the Walter Camp Football Foundation and second-team accolades from the Associated Press and UPI after rushing for 1,877 yards. At the time, his was the fifth-best single-season rushing total in NCAA history. He broke the 1,000-yard mark just five games into the year.

Anderson tied a Big Eight record with four 200-yard games in 1982 and had 58 carries for more than 10 yards.

A preseason All-America and Heisman hopeful in 1983, Anderson battled injuries his senior season but still helped lead the Cowboys to a Bluebonnet Bowl and victory.

He ended his career with 3,692 rushing yards to rank behind only Terry Miller on OSU's career rushing chart.

Anderson's Career Rushing Stats

Year	G	Att.	Yds.	TD	Long	Avg.	Avg./G
1979	-*	7	48	1	17	6.9	-*
1980	-*	103	438	4	32	4.2	-*
1981	-*	129	698	1	34	5.3	-*
1982	-*	353	1,877	8	74	5.3	-*
1983	-*	148	631	3	61	4.3	-*
Career	-*	740	3,692	17	74	5.0	-*

Anderson's Career Receiving Stats

Year	G	Rec.	Yds	TD	Long	Avg.	Avg./G
1979	-*	0	0	0	0	0.0	0.0
1980	-*	9	88	0	21	9.8	-*
1981	-*	10	50	0	22	5.0	-*
1982	-*	21	103	1	18	4.9	-*
1983	-*	5	30	0	8	6.0	-*
Career	-*	45	271	1	22	6.0	-*

* Category not tracked

All-Americans



Gary Lewis

Defensive Line
Oklahoma City, Okla.

► **1982 All-America (Associated Press)**

Gary Lewis solidified the Cowboy defensive front from 1980 to 1982. The defensive tackle utilized his speed to disrupt the opposition's offense.


Lewis garnered first-team All-America honors from the Associated Press as a senior in 1982. He was also a two-time All-Big Eight performer in 1981 and 1982.

Lewis participated in the 1982 Blue-Gray Game and the Senior Bowl. He was a fifth round draft choice of New Orleans in 1983 and played one season for the Saints.

Lewis' Career Defensive Stats

Year	G	UT-AT-TT	TFL	Sacks	INT	PBU	QBH	FF	FR	BK
1980	-*	11-39-50	5.0	-*	0	0	-*	0	0	0
1981	-*	30-66-96	18.0	14.0	2	0	-*	3	2	1
1982	-*	24-62-86	16.0	3.0	0	1	21	2	2	0
Career	-*	65-167-232	39.0	17.0*	2	1	21*	5	4	1

* Category not tracked until 1981



Rod Brown

Defensive Back
Gainesville, Texas

► **1984 Consensus All-America (AFCA, Associated Press, Walter Camp, UPI)**

Roaming the Oklahoma State secondary from 1981-84, Rod Brown achieved consensus All-America status in 1984 after earning a spot on the first team as chosen by the American Football Coaches Association and the Walter Camp Football Foundation and a second-team spot as selected by the Associated Press and UPI.

The fleet-of-foot, hard-hitting Brown picked off six passes in 1984, helping the Cowboys to a national ranking as high as No. 3 as well as a Gator Bowl win over South Carolina. The bowl win capped the first 10-win season in OSU history.

In 1984, Brown also racked up 50 tackles, eight pass deflections, one sack and recovered one fumble.

During his career, Oklahoma State went 29-16-2 and participated in three bowl games, winning two.

Brown's Career Defensive Stats

Year	G	UT-AT-TT	TFL	Sacks	INT	PBU	QBH	FF	FR	BK
1981	-*	1-0-1	0.0	0.0	0	1	1	0	0	1
1982	-*	26-24-50	0.0	0.0	2	9	0	0	0	0
1983	-*	18-21-39	1.0	1.0	4	3	4	0	1	0
1984	-*	26-24-50	1.0	1.0	6	8	3	1	1	0
Career	-*	71-69-140	2.0	2.0	12	21	8	1	2	1

* Category not tracked



Hart Lee Dykes

Receiver
Bay City, Texas

► **1988 Consensus All-America (Associated Press, The Sporting News, Walter Camp, UPI)**

From 1985-88, Hart Lee Dykes electrified Cowboy crowds, catching nearly every pass within his reach. He was a consensus All-America selection in 1988 after earning first-team honors by the Associated Press, *The Sporting News*, the Walter Camp Football Foundation and UPI.

The wideout left OSU as not only the top pass catcher in Cowboy history, but tops in the history of the Big Eight Conference.

In his career, Dykes caught 224 passes for 3,510 yards. His 1,441 receiving yards in 1988 set a Big Eight record, as did his 31 career touchdown receptions.


Dykes played on one of the most prolific offenses in history as OSU averaged 48.7 points and 530.4 yards of total offense per game in 1988.

In his four years, OSU teams went 36-11 and went to three bowl games.

Dykes was a first-round draft choice of the New England Patriots in 1989, the 16th-overall selection. Debilitating knee injuries cut his career short after just two seasons and 26 games in the NFL.

Dykes' Career Receiving Stats

Year	G	Rec.	Yds	TD	Long	Avg.	Avg./G
1985	6	16	205	1	31	12.8	34.2
1986	11	60	814	7	46	13.6	74.0
1987	12	64	1050	8	48	16.4	87.5
1988	12	84	1441	15	73	17.2	120.1
Career	41	224	3510	31	73	15.7	85.6



Gerald Hudson

Running Back
Waxahachie, Texas

► **1990 All-America (Associated Press)**


Gerald Hudson continued a long line of great running backs at OSU in 1990, when the Associated Press recognized him as a second-team All-American.

He became the fourth Cowboy to lead the nation in rushing after pounding out 1,642 yards in 1990. Hudson led the Pokes in rushing in 1989 and 1990 and amassed 2,924 rushing yards in his career.

Hudson was chosen in the ninth round by the Minnesota Vikings in the 1991 NFL Draft.

Hudson's Career Rushing Stats

Year	G	Att.	Yds.	TD	Long	Avg.	Avg./G
1988	11	49	372	3	48	7.6	33.8
1989	8	187	910	2	60	4.9	113.8
1990	11	279	1642	10	68	5.9	149.3
Career	30	515	2924	15	68	5.7	97.5



Alonzo Mayes

Tight End
Oklahoma City, Okla.

► **1997 Unanimous All-America**


A commanding physical presence at 6-foot-5 and 265 pounds, Alonzo Mayes was a dominating offensive performer, especially near the goal line. He earned unanimous All-America honors in 1997 after catching 29 passes for 424 yards and seven touchdowns. The American Football Coaches Association, the Associated Press, the Football Writers Association of America, *The Sporting News* and the Walter Camp Football Foundation all tabbed Mayes as a first-team All-American.

The Oklahoma City product and two-time All-Big 12 selection hauled in 92 passes in his career, which was the most ever for an OSU tight end at the time.

Mayes was selected in the fourth round by the Chicago Bears in the 1998 NFL Draft. He was traded to the Miami Dolphins during the 2000 season and played through 2002.

Mayes' Career Receiving Stats

Year	G	Rec.	Yds	TD	Long	Avg.	Avg./G
1994	1	1	15	1	15	15.0	15.0
1995	11	32	421	4	27	13.2	38.3
1996	10	30	512	3	53	17.1	51.2
1997	7	29	424	7	37	14.6	60.6
Career	29	92	1372	15	53	14.9	47.3



Kevin Williams

Cornerback
Pine Bluff, Ark.

► **1997 All-America (Associated Press)**

A converted safety, Kevin Williams was a big and physical presence for opposing offenses to deal with on the perimeter. He played his senior year at six-feet and 188 pounds, but he moved with the same kind of athleticism that made him a state champion pole vaulter during his high school days.

Williams used his combination of size and speed to post six interceptions and 12 pass breakups during a 1997 season that saw him earn third-team All-America honors from the Associated Press. Williams' six picks that season ranked 10th in the nation and were the highest total for an Oklahoma State player in more than a decade.

He was a third-round pick of the New York Jets and had a five-year career in the NFL that also included stops with the Miami Dolphins and the Houston Texans.

Williams' Career Defensive Stats

Year	G	UT-AT-TT	TFL	Sacks	INT	PBU	QBH	FF	FR	BK
1993	11	2-0-2	0.0	0.0	0	0	0	0	0	0
1994	11	15-13-28	1.0	0.0	1	1	0	0	0	0
1995	11	37-18-55	0.0	0.0	2	3	0	1	1	0
1996					DNP					
1997	12	47-12-59	2.0	0.0	6	12	0	0	0	0
Career	45	101-43-144	3.0	0.0	9	16	0	1	1	0

All-Americans



Sam Mayes

Offensive Line
Austintown, Ohio

► **2004 All-America** (*The Sporting News*)

Sam Mayes anchored OSU's offensive line throughout most of his college career. He was one of the building blocks that served as the foundation for head coach Les Miles as he elevated OSU's program during his tenure in Stillwater.

Mayes was OSU's lone first-team All-Big 12 selection in 2004, the same season that he was selected as a first-team All-American by *The Sporting News*.

Mayes played on three bowl teams at OSU (Houston, Cotton, Alamo) and his physical play typified the Cowboy offensive attack and philosophies of the era.



Dez Bryant

Wide Receiver
Lufkin, Texas

► **2008 Consensus All-America** (*AFCA, Associated Press, The Sporting News, Walter Camp, Sports Illustrated*)

Dez Bryant's sizzling sophomore season made him a consensus first-team All-America selection as a receiver and the runner-up for the Biletnikoff Award. He was also recognized as the Big 12's special teams player of the year thanks to his efforts in the return game.

Bryant finished second nationally with 19 touchdown receptions, establishing a then-OSU record in the process. He was third nationally with 114 receiving yards per game and second in America in scoring (9.7 points per contest). He was third nationally with 17.9 yards per punt return, including two touchdowns. He scored 128 points and amassed 1,480 receiving yards in 2008.

A native of Lufkin, Texas, Bryant was electrifying with the ball in his hands, posting a staggering 17.5 yards per touch as a sophomore in 2008.

He was a first-round pick of the Dallas Cowboys in 2010 and went on to earn a spot in the Pro Bowl in 2014, 2015 and 2017.

Bryant's Career Receiving Stats

Year	G	Rec.	Yds	TD	Long	Avg.	Avg./G
2007	12	43	622	6	39	14.5	51.8
2008	13	87	1480	19	80	17.0	113.8
2009	3	17	323	4	46	19.0	107.7
Career	28	147	2425	29	80	16.5	86.6

Bryant's Career Return Stats

Year	KR	Yds	TD	Long	Avg.	PR	Yds	TD	Long	Avg.
2007	0	0	0	0	0.0	2	15	0	9	7.5
2008	4	100	0	33	25.0	17	305	2	78	17.9
2009	2	43	0	25	21.5	3	111	1	82	37.0
Career	6	143	0	33	23.8	22	431	3	82	19.6



Russell Okung

Offensive Line
Houston, Texas

► **2009 Unanimous All-America**

A four-year starter and two-time All-Big 12 selection, Okung capped his stellar career as a unanimous first-team All-America selection while being named a finalist for the Outland Trophy and a semifinalist for the Lombardi Award.

He started the final 47 games of his career for the second best streak in OSU history while becoming the most decorated offensive lineman ever at Oklahoma State.

Twice during his career, Okung held the nation's sack leader without a sack and in one instance, without a single tackle (vs. Indiana in the Insight Bowl). He played on four bowl teams and paved the way for three different Cowboys to reach 1,000 rushing yards in a season. During Okung's career, Oklahoma State led its conference in rushing for the first four times in school history and ranked among the nation's leaders in fewest quarterback sacks allowed.

Oklahoma State won 18 games over the final two years of his career, which ended with OSU's appearance in the 2010 Cotton Bowl.

Okung was a first-round pick of the Seattle Seahawks (sixth overall) in the 2010 NFL Draft and went on to become a NFL Pro Bowler in 2013 and 2018.



Dan Bailey

Kicker
Mustang, Okla.

► **2010 All-America** (*Associated Press*)

Dan Bailey joined the OSU football program as a walk-on in 2007 and left the school in 2010 as a first-team All-American, the winner of the Lou Groza Award (presented to the nation's top kicker), the Big 12 special teams player of the year and as the school's all-time leading scorer.

In 2010, Bailey set a then-NCAA record for points scored by a kicker in a single season with 149. He converted on 27 of 31 field goal attempts and 68 of 70 extra points.

He kicked a walk-off game winner against Texas A&M and his 370 points were not only the best in OSU history (breaking the 22-year-old record held by Barry Sanders), but it was also the fifth-best total in Big 12 history at the time.

He set an OSU record with 182 straight converted extra points and his 27 field goals as a senior were also a school record. He was the nation's second-leading scorer as a senior with 11.46 points per game.

He was named a first-team All-American by *Scout.com* and was a second-teamer by the *Associated Press*.

Bailey's Career Kicking Stats

Year	FGM-A	XP-A	1-19	20-29	30-39	40-49	50-99	Lg	Bk
2007	2-4	20-20	0-0	2-2	0-0	0-2	0-0	28	0
2008	15-19	65-65	2-2	9-10	2-2	2-3	0-2	45	0
2009	13-18	46-46	0-0	5-5	4-5	3-6	1-2	51	1
2010	27-31	68-70	0-0	9-9	7-9	8-9	3-4	52	0
Career	57-72	199-201	2-2	25-26	13-16	13-20	4-8	52	1



Levy Adcock

Offensive Line
Claremore, Okla.

► **2011 Consensus All-America** (*AFCA, Associated Press, FWAA, Walter Camp, Sports Illustrated, ESPN, CBS Sports*)

Levy Adcock was a consensus All-American in 2011, earning first-team honors from the American Football Coaches Association and the Football Writers Association of America, second-team honors from Walter Camp and third-team honors from the *Associated Press*.

Standing 6-foot-6, weighing 322 pounds and exceptionally athletic for his size, Adcock was the most well-known member of an OSU offensive line that paved the way for two of the best offensive units in school history in 2010 and 2011.

In two seasons starting on the offensive line and registering well over 1,000 snaps of game action, Adcock allowed only 1.5 sacks despite the fact that the Cowboys ranked among the national leaders in pass attempts during his time on the line.



Brodrick Brown

Cornerback
Houston, Texas

► **2011 All-America** (*Associated Press, Sports Illustrated*)

Undersized but effective, 5-foot-8 inch Brodrick Brown was a third-team All-America selection by the *Associated Press* and a second-team All-America honoree by *Sports Illustrated* as a junior in 2011.

Brown was a lightning rod for forcing turnovers that season, intercepting five passes and recovering two fumbles to establish the identity for a defense that ranked No. 1 nationally in turnovers forced and turnover margin.

Brown helped the Cowboys win a share of the Big 12 South title in 2010 before winning the conference crown outright in 2011.

Brown's Career Defensive Stats

Year	G	UT-AT-TT	TFL	Sacks	INT	PBU	QBH	FF	FR	BK
2009	7	6-1-7	0	0	0	1	0	0	0	0
2010	13	64-13-77	2.0	0	2	8	0	1	1	0
2011	13	59-9-68	4.0	0	5	15	0	0	2	0
2012	13	56-6-62	3.0	1.0	0	2	0	0	1	0
Career	46	185-29-214	9.0	1.0	7	26	0	1	4	0



All-Americans



Grant Garner

Offensive Line
Mesquite, Texas

► **2011 All-America (Associated Press, Sports Illustrated)**

The 2011 Big 12 offensive lineman of the year, Grant Garner was a first-team All-American by *Sports Illustrated* and was a third-team All-American by the Associated Press during that same season.

The leader of the Cowboy offensive line from his center position, Garner was generally thought of as one of the key cogs on one of the nation's most feared offenses in both 2010 and 2011.

He was a finalist for the 2011 Rimington Award, which is given to the nation's most outstanding center, and he did it with steady leadership and a tremendous knowledge of the game.

Garner consistently graded out as OSU's top offensive lineman during a 2011 season that saw him pave the way for quarterback Brandon Weeden and receiver Justin Blackmon to both emerge as viable Heisman candidates and running back Joseph Randle to rank among the national leaders in touchdowns scored.



Markelle Martin

Safety
Wichita Falls, Texas

► **2011 All-America (AFCA, Sports Illustrated)**

Fearful throughout his career as one of the most punishing hitters in the Big 12, Markelle Martin was a first-team All-American by the American Football Coaches Association and *Sports Illustrated* after serving as the ringleader of the Cowboy defense in 2011.

A three-year starter for the Cowboys, Martin never ranked among the nation's statistical leaders in any individual category, but stats aren't what built his reputation. Martin was known for devastating opposing players when they wandered into his territory.

With Martin serving as a starting safety, the Cowboys won a share of the Big 12 South title in 2010 before winning the conference crown outright in 2011. The intimidation factor that Martin possessed helped OSU to lead the nation in turnovers forced from 2010-11. The Cowboys ranked seventh in the nation in pass efficiency defense and were 12th nationally in red zone defense during Martin's All-America season.

Martin's Career Defensive Stats

Year	G	UA-AT-TT	TFL	PD	FF	FR	BK
2008	11	2-2-4	0.0-0	4	0	0	1
2009	11	39-7-46	1.0-1	11	0	0	0
2010	13	49-6-55	2.0-6	13	0	0	0
2011	13	55-19-74	5.5-12	11	2	1	0
Career	48	145-34-179	8.5-19	39	2	1	1



Justin Gilbert

Cornerback
Huntsville, Texas

► **2013 Consensus All-America (Associated Press, FWAA, Walter Camp, CBS Sports)**

One of the fastest players ever to suit up for Oklahoma State, Justin Gilbert was a key figure in one of the most successful eras in Cowboy football history. Gilbert was a finalist for the Thorpe Award presented to the nation's top defensive back in 2013 and finished his career with six kickoff returns for touchdowns - a mark that ranked just one shy of the NCAA record.

Gilbert came to OSU as a heavily-recruited prospect out of high school and made an immediate impact by returning two kickoffs for touchdowns as a true freshman in 2010. His breakthrough year came in 2011, when he cracked into the starting lineup, intercepted five passes, returned two more kickoffs for touchdowns and was the Defensive MVP of the Fiesta Bowl.

Gilbert became one of the most respected defensive players in the Big 12 during his senior year of 2013, intercepting seven passes and returning two of them for touchdowns. He earned first-team all-conference honors by both the coaches and the Associated Press to go with first-team All-America honors from the Football Writers Association of America and the Walter Camp Football Foundation and second-team All-America honors by the *Associated Press*.

Gilbert's Career Defensive Stats

Year	G	UT-AT-TT	TFL	Sacks	INT	PBU	QBH	FF	FR	BK
2010	12	16-2-18	0	0	0	1	0	1	0	0
2011	13	47-12-59	1.0	0	5	10	0	0	1	0
2012	13	56-7-63	2.0	0	0	9	0	1	0	0
2013	13	37-5-42	0	0	7	7	1	0	0	0
Career	51	156-26-182	3.0	0	12	27	1	2	1	0

Gilbert's Career Return Stats

Year	G	KR	Yds	Avg	TD	Long	PR	Yds	Avg	TD	Long
2010	12	26	698	26.8	2	93	8	55	6.9	0	50
2011	13	26	703	27.0	2	100	0	0	0	0	0
2012	13	32	827	25.8	1	96	0	0	0	0	0
2013	13	18	453	25.2	1	100	0	0	0	0	0
Career	51	102	2681	26.3	6	100	8	55	6.9	0	50



Emmanuel Ogbah

Defensive End
Houston, Texas

► **2015 All-America (The Sporting News, Walter Camp, USA Today)**

A first team All-America selection by *The Sporting News* and a second team honoree by both the Walter Camp Football Foundation and *USA Today*, Emmanuel Ogbah was a dominant force in 2015, racking up Big 12 defensive player of the year honors from both the Associated Press and the league's coaches after leading the league in both sacks and tackles for loss.

A unanimous first-team All-Big 12 honoree, Ogbah ranked fourth in the nation with 13.0 sacks in 2015 and finished the

season as the NCAA's active career leader with 28.0 sacks, despite playing only three seasons.

His 19 quarterback hurries in 2015 not only set a school record, but it more than doubled the previous mark of eight.

Ogbah was the most dominant defensive player on an Oklahoma State team that won 10 games and went to the Sugar Bowl.

Ogbah's Career Defensive Stats

Year	G	UT-AT-TT	TFL	Sacks	INT	PBU	QBH	FF	FR	BK
2013	13	15-5-20	5.5	4.0	0	0	4	0	1	0
2014	13	37-12-49	17.0	11.0	0	5	3	1	0	0
2015	13	45-19-64	17.5	13.0	0	4	19	3	2	0
Career	39	97-36-133	40.0	28.0	0	9	26	4	3	0



Tre Flowers

Safety
Converse, Texas

► **2017 All-America (AFCA)**

A defensive stalwart during one of the best eras in school history, Tre Flowers was a starter on three consecutive 10-win teams from 2015-17. Possessing a long and lean physique at 6-foot-3 and 200 pounds, Flowers covered a great deal of ground in the Cowboy secondary, amassing 279 tackles and breaking up 25 passes during his career.

A second-team All-America honoree by the American Football Coaches Association in 2017, Flowers was a first-team All-Big 12 honoree as chosen by the coaches and a second-team selection by the Associated Press. Flowers led the team and ranked 16th in the Big 12 with 79 tackles.

Flowers did some of his best work making one-on-one tackles in space, which made him an invaluable part of the Cowboy defense during a time when OSU faced high-scoring, fast-paced offenses who tried to attack defenses by spreading them out nearly every week.

Flowers' Career Defensive Stats

Year	G	UT-AT-TT	TFL	Sacks	INT	PBU	QBH	FF	FR	BK
2014	12	47-9-56	2.0	0	0	3	0	0	0	0
2015	13	67-16-83	3.5	0	2	7	0	1	0	0
2016	13	45-16-61	2.0	0	0	7	0	2	1	0
2017	13	55-24-79	1.0	0	2	8	0	1	0	0
Career	51	214-65-279	8.5	0	4	25	0	4	1	0



Mason Rudolph

Quarterback
Rock Hill, S.C.

► **2017 All-America (AFCA, Associated Press)**

The winningest quarterback in Oklahoma State history, Mason Rudolph led the Cowboys to a 32-9 record as a starter, including 10 victories in games in which OSU trailed during the second half. He notched at least one win over every team in the Big 12 as the Cowboy starter.

A prolific passer who earned his reputation as the best and most accurate deep-ball thrower in college football over his final two seasons, Rudolph finished his career holding



All-Americans

no fewer than 54 school records, including single-season and career marks for passing yards, passing touchdowns and pass efficiency. His 13,618 career passing yards ranked fourth in Big 12 history at the time his career ended and his career mark of 324.2 passing yards per game is third in Big 12 history.

A second-team All-America honoree by the American Football Coaches Association and a third-team selection by the Associated Press in 2017, Rudolph garnered several other awards and recognition - both for his play on the field and his character off of it. That season, he was the winner of the Johnny Unitas Golden Arm Award, which is presented to the college senior or fourth-year junior on schedule to graduate with his class who, in addition to accomplishments on the field, is judged on character, citizenship, scholastic achievement, and leadership qualities. He also won the Fellowship of Christian Athletes' Bobby Bowden Award, which is presented to the Division I football player who epitomizes a student-athlete as he represents God, his family, his institution and his community and he also won the Sammy Baugh Award, which is presented to the nation's top college passer by the Touchdown Club of Columbus. Rudolph was one of three national finalists for the 2017 Davey O'Brien Award presented to the nation's top quarterback and also a finalist for the Manning Award presented to the nation's top quarterback and for the Jason Witten College Man of the Year Award.

In 2017, Rudolph led the FBS with 4,904 passing yards and 377.2 passing yards per game. He ranked second in the FBS with 21.7 points responsible for per game and broke Barry Sanders' school record with 47 touchdowns responsible for (37 passing and 10 rushing). Additionally, he ranked second in the FBS and led the Big 12 in both total offense and total offense per game. Rudolph teamed with receivers James Washington and Marcell Ateman and running back Justice Hill to make Oklahoma State the first Big 12 school in history with a 4,000-yard passer, two 1,000-yard receivers and 1,000-yard rusher in a single season.

Rudolph's Career Passing Stats

Year	G	Effic	Cmp-Att-Int	Pct	Yds	TD	Lng	Avg/G
2014	3	154.01	49-86-4	57.0	853	6	68	284.3
2015	13	149.05	264-424-9	62.3	3770	21	82	290.0
2016	13	158.94	284-448-4	63.4	4091	28	91	314.7
2017	13	170.56	318-489-9	65.0	4904	37	86	377.2
Career	42	159.68	915-1447-26	63.2	13618	92	91	324.2

Rudolph's Career Rushing Stats

Year	G	Att.	Gain	Loss	Net	Avg.	TD	Long	Avg/G
2014	3	14	18	51	-33	-2.4	0	7	-11.0
2015	13	67	184	219	-35	-0.5	1	40	-2.7
2016	13	83	264	203	61	0.7	6	25	4.7
2017	13	61	160	125	35	0.6	10	19	2.7
Career	42	225	626	598	28	0.1	17	40	0.7



James Washington

Wide Receiver
Stamford, Texas

► 2017 Unanimous All-America

The most feared deep-ball threat in college football in 2017, James Washington was on everyone's preseason All-America list entering the season and more than lived up to those expectations by not only earning unanimous first-team All-America honors, but also by winning the Biletnikoff Award presented to the nation's top receiver.

Washington's signature route was the deep post and nobody did it better. He finished his career with 12 receptions of 60 yards or longer, nine receptions of 70 yards or longer and four receptions of 80 yards or longer.

His 4,472 career receiving yards set a new school record and ranked second in Big 12 history. Washington went for more than 1,000 receiving yards and at least 10 touchdowns in each of his final three seasons.

During his All-America season of 2017, Washington led the nation with 1,549 receiving yards and 119.2 receiving yards per game. His 13 receiving touchdowns ranked fourth in the country and his 20.93 yards per reception led all FBS players with a minimum of 50 receptions. Washington led all FBS players with 19 catches of 30 yards or longer, 11 catches of 40 yards or longer and eight catches of 50 yards or longer and he played a central role in helping Oklahoma State become the first offense in Big 12 history to have a 4,000-yard passer (Mason Rudolph), a 1,000-yard rusher (Justice Hill) and two 1,000-yard receivers (Marcell Ateman and Washington).

Washington's Career Receiving Stats

Year	G	Rec.	Yds.	Avg.	TD	Long	Avg/G
2014	13	28	456	16.3	6	68	35.1
2015	13	53	1087	20.5	10	74	83.6
2016	13	71	1380	19.4	10	91	106.2
2017	13	74	1549	20.9	13	86	119.2
Career	52	226	4472	19.8	39	91	86.0



Chuba Hubbard

Running Back
Sherwood Park, Alberta, Canada

► 2019 Unanimous All-America

There was no more electric player in 2019 than Chuba Hubbard. The "Canadian Cowboy" led the Football Bowl Subdivision in rushing yards (2,094), rushing yards per game (161.1), all purpose yards (179.5), 200-yard rushing games (four) and consecutive 100-yard rushing games (11).

Hubbard was a unanimous All-America selection after turning in only the second 2,000-yard rushing season in school history. He finished eighth in the voting for the Heisman Trophy, was the Big 12 Offensive Player of the Year and was a finalist for the Doak Walker Award presented to the nation's top running back and the Walter Camp Player of the Year award presented to the nation's top player. His season total of 2,094 rushing yards ranked 16th in FBS history and third in Big 12 Conference history.

The most dangerous big-play threat in the country, he led the FBS with 15 rushes of 30 yards or longer, nine rushes of 40 yards or longer, seven rushes of 50 yards or longer, five rushes of 60 yards or longer, three rushes of 70 yards or longer, two rushes of 80 yards or longer and one rush of 90 yards or longer.

Hubbard's Career Rushing Stats

Year	G	Att.	Gain	Loss	Net	Avg.	TD	Long	Avg/G
2018	13	124	766	26	740	6.0	7	33	56.9
2019	13	328	2163	69	2094	6.4	21	92	161.1
2020	7	133	653	28	625	4.7	5	32	89.3
Career	33	585	3582	123	3459	5.9	33	92	104.8



Kolby Harvell-Peel

Safety
College Station, Texas

► 2021 All-America (Associated Press)

A defensive playmaker throughout his career, Kolby Harvell-Peel earned third-team All-America status from the Associated Press in 2021.

Harvell-Peel was versatile enough to affect the game in several different ways, but his instincts in pass coverage were perhaps his greatest trait. A three-time All-Big 12 pick, he wrapped up his career ranked No. 12 in school history with 24 pass breakups. When he finished playing, he ranked No. 5 among all active FBS players with 10 career interceptions and was No. 13 with 34 career passes defended.

One of the signature performances of his career came in his final game as a Cowboy - the 2022 PlayStation Fiesta Bowl win over No. 5 Notre Dame. In addition to finishing with a season-high eight tackles, he made a pair of game-changing plays in the fourth quarter. The first came when he forced and recovered a fumble on the same play after the Fighting Irish had driven into Cowboy territory and the second came when he made a leaping pass breakup on a fourth-down throw when less than three minutes remaining.

Harvell-Peel's Career Stats

Year	GP	UT-AT-TT	TFL	Sacks	INT	PBU	QBH	FF	FR	BK
2018	13	44-8-52	5.5	1.0	0	4	0	0	0	0
2019	12	49-22-71	3.0	1.0	5	13	1	2	2	0
2020	10	31-13-44	3.0	1.0	2	4	0	0	0	0
2021	14	42-28-70	4.5	2.0	3	3	0	0	0	0
Career	49	166-71-237	16.0	5.0	10	24	1	3	3	0



Matt Hembrough

Long Snapper
Lisle, Ill.

► 2021 All-America (AFCA)

The first player in Oklahoma State history to secure All-America recognition as a long snapper, Matt Hembrough earned that distinction when the American Football Coaches Association named him to its second-team All-America squad in 2021.

In 2021, Hembrough snapped on both punts and placements all season and was perfect on 149 total snaps. He had the third-most snaps of any FBS long snapper according to Pro Football Focus, which also listed him as the highest graded overall FBS long snapper with a minimum of 140 snaps on the year. Hembrough's work played a significant role in Oklahoma State leading the Big 12 and ranking No. 2 in the FBS by allowing only 0.8 yards per punt return.

All-Americans



Malcolm Rodriguez

Linebacker
Wagoner, Okla.

► **2021 All-America (AFCA, Associated Press, FWAA, The Sporting News)**

Malcolm Rodriguez was a multi-sport high school athlete from a small town in Oklahoma with only two scholarship offers to his credit. He came to Oklahoma State and made a name for himself on special teams early in his career, then progressed into a defensive contributor, then a starter, then a multi-year team captain and All-American.

In 2021, he was the headliner and most heralded member of an Oklahoma State defense that led the Big 12 and ranked in the top 10 nationally in scoring defense, total defense, rushing defense, sacks, tackles for loss and more.

A three-time All-Big 12 pick and two-time Academic All-Big 12 pick, Rodriguez finished his career as the fourth player in OSU history and the first in 39 years to record more than 400 career tackles. He led the team in tackles in 2019, 2020 and 2021.

Rodriguez's Career Stats

Year	GP	UT-AT-TT	TFL	Sacks	INT	PBU	QBH	FF	FR	BK
2017	9	8-3-11	0.0	0.0	0	0	0	0	0	0
2018	13	53-30-83	5.0	0.0	0	1	1	1	0	0
2019	13	60-43-103	7.0	1.5	1	3	4	1	1	0
2020	11	58-24-82	7.0	3.0	0	3	5	2	1	0
2021	14	76-54-130	16.0	3.0	1	5	10	4	2	0
Career	60	255-154-409	35.0	7.5	2	12	20	8	4	0



Jason Taylor II

Safety
Oklahoma City, Okla.

► **2022 All-America (Walter Camp)**

Jason Taylor II was an in-state product who became the most impactful player on OSU's defense by the time his career ended. He was honored as a second team selection to the Walter Camp All-America team during his final season at OSU.

Taylor earned a reputation as a big-play machine by making numerous key plays in big moments. Some of his most well-known include an 85-yard fumble return for a touchdown in the fourth quarter of a 20-18 win at Kansas State in 2020, an onside kick return for a 48-yard touchdown in the second half of a 50-44 win over Texas Tech in 2020, an 85-yard pick six in a 32-24 win at Texas in 2021, a blocked fourth-quarter field goal attempt in OSU's 21-20 win at Boise State in 2021, a one-handed onside kick recovery in the closing seconds of OSU's 37-35 Fiesta Bowl win over Notre Dame to close the 2021 season, a two-interception game in OSU's 2022 win over Texas and a game-sealing fourth quarter interception in the 2022 win at Baylor.

Also a 2022 Jim Thorpe Award semifinalist, team captain and All-Big 12 pick, Taylor closed his career with 26 consecutive starts and 54 total games played. He finished his final season ranked No. 3 in the FBS with six interceptions and No. 3 with

6.2 solo tackles per game while leading the team with 99 total tackles. He was also in the top 10 among all active FBS players with three career non-offensive touchdowns when he closed out his career in Stillwater.

Taylor's Career Stats

Year	GP	UT-AT-TT	TFL	Sacks	INT	PBU	QBH	FF	FR	BK
2018	3	0-0-0	0	0	0	0	0	0	0	0
2019	13	12-4-16	1.0	0.0	0	0	0	0	0	0
2020	11	9-3-12	0.0	0.0	0	0	0	0	1	0
2021	14	37-11-48	6.5	2.5	2	4	3	1	0	1
2022	13	80-19-99	3.5	0	6	7	0	0	1	0
Career	54	138-37-175	11.0	2.5	8	11	3	1	2	1



National Awards and Honors

National Award Winners

College Football Hall of Fame

Class of 1966	Lynn "Pappy" Waldorf	Coach
Class of 1972	Bob Fenimore	RB
Class of 2003	Barry Sanders	RB
Class of 2008	Thurman Thomas	RB
Class of 2012	Jimmy Johnson	Coach
Class of 2020	Leslie O'Neal	DL
Class of 2022	Terry Miller	RB

Heisman Trophy

1988	Barry Sanders	RB
-------------	---------------	----

Maxwell Award

1988	Barry Sanders	RB
-------------	---------------	----

Walter Camp Player of the Year

1988	Barry Sanders	RB
-------------	---------------	----

Biletnikoff Award

2010	Justin Blackmon	WR
2011	Justin Blackmon	WR
2017	James Washington	WR

Johnny Unitas Golden Arm Award

2017	Mason Rudolph	QB
-------------	---------------	----

Lou Groza Award

2010	Dan Bailey	K
-------------	------------	---

Ray Guy Award

2008	Matt Fodge	P
-------------	------------	---

FCAA Eddie Robinson National Coach of the Year

2011	Mike Gundy	Head Coach
-------------	------------	------------

Paul "Bear" Bryant College Coach of the Year

2011	Mike Gundy	Head Coach
-------------	------------	------------

American Football Monthly National Coach of the Year

2011	Mike Gundy	Head Coach
-------------	------------	------------

Fellowship of Christian Athletes Grant Teaff Coach of the Year Award

2021	Mike Gundy	Head Coach
-------------	------------	------------

Fellowship of Christian Athletes Bobby Bowden Award

2004	Billy Bajema	TE
2017	Mason Rudolph	QB

All-Americans

(Sorted by Year)

1944	Bob Fenimore	RB	First Team
1945	Bob Fenimore	RB	First Team
			Unanimous
1945	Neill Armstrong	DE	Third Team
1946	Neill Armstrong	DE	Third Team
1958	Jim Wood	DE	First Team
1967	Harry Cheatwood	DB	First Team
1967	Jon Kolb	OL	Second Team
1968	Jon Kolb	OL	Second Team
1969	John Ward	OL	First Team
			Consensus
1973	Alvin Brown	S	First Team
1973	Cleveland Vann	LB	First Team
1975	James White	DT	First Team
1976	Derrel Gofourth	OL	First Team
			Consensus
1976	Phillip Dokes	DT	Third Team
1976	Terry Miller	RB	First Team
1977	Terry Miller	RB	First Team
			Unanimous
1978	John Corker	LB	First Team
1981	Ricky Young	LB	Second Team
1982	Ernest Anderson	RB	First Team
1982	Gary Lewis	DL	First Team
1984	Leslie O'Neal	DE	First Team
1984	Rod Brown	DB	First Team
			Consensus
1985	Leslie O'Neal	DE	First Team
			Unanimous
1985	Mark Moore	S	First Team
1985	Thurman Thomas	RB	First Team
			Consensus
1986	Mark Moore	S	First Team
1986	Thurman Thomas	RB	Third Team
1987	Barry Sanders	KR	First Team
1987	Thurman Thomas	RB	First Team
1988	Hart Lee Dykes	WR	First Team
			Consensus
1988	Barry Sanders	RB	First Team
			Unanimous
1990	Gerald Hudson	RB	Second Team
1997	Alonzo Mayes	TE	First Team
			Unanimous
1997	Kevin Williams	CB	Third Team
2002	Rashaun Woods	WR	First Team
			Consensus
2003	Rashaun Woods	WR	First Team
2004	Sam Mayes	OL	First Team
2008	Dez Bryant	WR	First Team
			Consensus
2008	Kendall Hunter	RB	First Team
2008	Perrish Cox	KR	First Team
2009	Perrish Cox	CB	First Team
2009	Russell Okung	OL	First Team
			Unanimous
2010	Dan Bailey	K	Second Team
2010	Justin Blackmon	WR	First Team
			Unanimous
2010	Kendall Hunter	RB	First Team
			Consensus
2010	Quinn Sharp	P	First Team
2011	Brodrick Brown	CB	Third Team
2011	Grant Garner	OL	First Team
2011	Levy Adcock	OL	First Team
			Consensus
2011	Justin Blackmon	WR	First Team
			Unanimous
2011	Markelle Martin	S	First Team
2011	Quinn Sharp	K	First Team
2011	Quinn Sharp	K	First Team
2012	Justin Gilbert	CB	First Team
			Consensus
2015	Emmanuel Ogbah	DE	First Team
2017	James Washington	WR	First Team

2017	Mason Rudolph	QB	Unanimous
2017	Tre Flowers	S	Second Team
2018	Tylan Wallace	WR	First Team
2019	Chuba Hubbard	RB	First Team
			Unanimous
2020	Tylan Wallace	WR	Second Team
2021	Malcolm Rodriguez	LB	First Team
2021	Matt Hembrough	LS	Second Team
2021	Kolby Harvell-Peel	S	Third Team
2022	Jason Taylor II	S	Second Team

All-Americans

(Sorted by Name)

2011	Levy Adcock	OL	First Team
			Consensus
1982	Ernest Anderson	RB	First Team
1945	Neill Armstrong	DE	Third Team
1946	Neill Armstrong	DE	Third Team
2010	Dan Bailey	K	Second Team
2010	Justin Blackmon	WR	First Team
			Unanimous
2011	Justin Blackmon	WR	First Team
			Unanimous
1973	Alvin Brown	S	First Team
1984	Rod Brown	DB	First Team
			Consensus
2011	Brodrick Brown	CB	Third Team
2008	Dez Bryant	WR	First Team
			Consensus
1967	Harry Cheatwood	DB	First Team
1978	John Corker	LB	First Team
2008	Perrish Cox	KR	First Team
2009	Perrish Cox	CB	First Team
1976	Phillip Dokes	DT	Third Team
1988	Hart Lee Dykes	WR	First Team
			Consensus
1944	Bob Fenimore	RB	First Team
1945	Bob Fenimore	RB	First Team
			Unanimous
2017	Tre Flowers	S	Second Team
2011	Grant Garner	OL	First Team
2013	Justin Gilbert	CB	First Team
			Consensus
1976	Derrel Gofourth	OL	First Team
			Consensus
2021	Kolby Harvell-Peel	S	Third Team
2021	Matt Hembrough	LS	Second Team
2019	Chuba Hubbard	RB	First Team
			Unanimous
1990	Gerald Hudson	RB	Second Team
2008	Kendall Hunter	RB	First Team
2010	Kendall Hunter	RB	First Team
			Consensus
1967	Jon Kolb	OL	Second Team
1968	Jon Kolb	OL	Second Team
1982	Gary Lewis	DL	First Team
2011	Markelle Martin	S	First Team
1997	Alonzo Mayes	TE	First Team
			Unanimous
2004	Sam Mayes	OL	First Team
1976	Terry Miller	RB	First Team
1977	Terry Miller	RB	First Team
			Unanimous
1985	Mark Moore	S	First Team
1986	Mark Moore	S	First Team
1984	Leslie O'Neal	DE	First Team
1985	Leslie O'Neal	DE	First Team
			Unanimous
2015	Emmanuel Ogbah	DE	First Team
2009	Russell Okung	OL	First Team
			Unanimous
2021	Malcolm Rodriguez	LB	First Team
2017	Mason Rudolph	QB	Second Team

1987	Barry Sanders	KR	First Team
1988	Barry Sanders	RB	First Team
			Unanimous
2010	Quinn Sharp	P	First Team
2011	Quinn Sharp	K	First Team
2012	Quinn Sharp	K	First Team
2022	Jason Taylor II	S	Second Team
1985	Thurman Thomas	RB	First Team
			Consensus
1986	Thurman Thomas	RB	Third Team
1987	Thurman Thomas	RB	First Team
1973	Cleveland Vann	LB	First Team
2018	Tylan Wallace	WR	First Team
2020	Tylan Wallace	WR	Second Team
1969	John Ward	OL	First Team
			Consensus
2017	James Washington	WR	First Team
			Unanimous
1975	James White	DT	First Team
1997	Kevin Williams	CB	Third Team
1958	Jim Wood	DE	First Team
2002	Rashaun Woods	WR	First Team
			Consensus
2003	Rashaun Woods	WR	First Team
1981	Ricky Young	LB	Second Team

Unanimous All-Americans

1945	Bob Fenimore	RB
1977	Terry Miller	RB
1985	Leslie O'Neal	DE
1988	Barry Sanders	RB
1997	Alonzo Mayes	TE
2009	Russell Okung	OL
2010	Justin Blackmon	WR
2011	Justin Blackmon	WR
2017	James Washington	WR
2019	Chuba Hubbard	RB

Consensus All-Americans

1945	Bob Fenimore	RB
1969	John Ward	OL
1976	Derrel Gofourth	OL
1977	Terry Miller	RB
1984	Rod Brown	DB
1985	Leslie O'Neal	DE
1985	Thurman Thomas	RB
1988	Hart Lee Dykes	WR
1988	Barry Sanders	RB
1997	Alonzo Mayes	TE
2002	Rashaun Woods	WR
2008	Dez Bryant	WR
2009	Russell Okung	OL
2010	Justin Blackmon	WR
2010	Kendall Hunter	RB
2011	Levy Adcock	OL
2011	Justin Blackmon	WR
2013	Justin Gilbert	CB
2017	James Washington	WR
2019	Chuba Hubbard	RB



National Awards and Honors

All-Americans

(By Selecting Organizations)

American Football Coaches Association

1945	Bob Fenimore	RB	First Team
1958	Jim Wood	DE	First Team
1969	John Ward	OL	First Team
1976	Derrel Gofourth	OL	First Team
1977	Terry Miller	RB	First Team
1984	Rod Brown	DB	First Team
1985	Leslie O'Neal	DE	First Team
1988	Barry Sanders	RB	First Team
1997	Alonzo Mayes	TE	First Team
2003	Rashaun Woods	WR	First Team
2008	Dez Bryant	WR	First Team
2009	Russell Okung	OL	First Team
2010	Justin Blackmon	WR	First Team
2010	Kendall Hunter	RB	First Team
2011	Levy Adcock	OL	First Team
2011	Justin Blackmon	WR	First Team
2011	Markelle Martin	S	First Team
2012	Quinn Sharp	K	First Team
2017	James Washington	WR	First Team
2017	Tre Flowers	S	Second Team
2017	Mason Rudolph	QB	Second Team
2019	Chuba Hubbard	RB	First Team
2020	Tylan Wallace	WR	Second Team
2021	Matt Hembrough	LS	Second Team
2021	Malcolm Rodriguez	LB	Second Team

Associated Press

1944	Bob Fenimore	RB	First Team
1945	Bob Fenimore	RB	First Team
1945	Neill Armstrong	DE	Third Team
1958	Jim Wood	E	Third Team
1968	Jon Kolb	OL	Third Team
1969	John Ward	OL	First Team
1976	Terry Miller	RB	First Team
1976	Phillip Dokes	DT	Third Team
1977	Terry Miller	RB	First Team
1978	John Corker	LB	First Team
1981	Ricky Young	LB	Second Team
1982	Gary Lewis	DL	First Team
1982	Ernest Anderson	RB	Second Team
1984	Leslie O'Neal	DT	First Team
1984	Rod Brown	DB	Second Team
1985	Leslie O'Neal	DE	First Team
1985	Mark Moore	S	First Team
1985	Thurman Thomas	RB	Third Team
1986	Mark Moore	S	First Team
1987	Thurman Thomas	RB	First Team
1987	Barry Sanders	KR	Second Team
1988	Hart Lee Dykes	WR	First Team
1988	Barry Sanders	RB	First Team
1990	Gerald Hudson	RB	Second Team
1997	Alonzo Mayes	TE	First Team
1997	Kevin Williams	DB	Third Team
2008	Dez Bryant	WR	First Team
2009	Russell Okung	OL	First Team
2009	Perrish Cox	CB	Second Team
2010	Dan Bailey	K	Second Team
2010	Justin Blackmon	WR	First Team
2010	Kendall Hunter	RB	First Team
2011	Justin Blackmon	WR	First Team
2011	Levy Adcock	OL	Third Team
2011	Brodrick Brown	CB	Third Team
2011	Grant Garner	OL	Third Team
2013	Justin Gilbert	CB	Second Team
2017	James Washington	WR	First Team
2017	Mason Rudolph	QB	Third Team
2018	Tylan Wallace	WR	Second Team
2019	Chuba Hubbard	RB	First Team
2021	Malcolm Rodriguez	LB	Second Team
2021	Kolby Harvell-Peel	S	Third Team

Football Writers

Association of America

1944	Bob Fenimore	RB	First Team
1945	Bob Fenimore	RB	First Team
1969	John Ward	OL	First Team
1973	Cleveland Vann	LB	First Team
1976	Terry Miller	RB	First Team
1977	Terry Miller	RB	First Team
1985	Leslie O'Neal	DE	First Team
1988	Barry Sanders	RB	First Team
1997	Alonzo Mayes	TE	First Team
2008	Kendall Hunter	RB	First Team
2009	Russell Okung	OL	First Team
2010	Justin Blackmon	WR	First Team
2010	Quinn Sharp	P	First Team
2011	Levy Adcock	OL	First Team
2011	Justin Blackmon	WR	First Team
2011	Quinn Sharp	K	First Team
2013	Justin Gilbert	CB	First Team
2017	James Washington	WR	First Team
2019	Chuba Hubbard	RB	First Team
2021	Malcolm Rodriguez	LB	Second Team

The Sporting News

1944	Bob Fenimore	RB	First Team
1945	Bob Fenimore	RB	First Team
1975	James White	DT	First Team
1977	Terry Miller	RB	First Team
1984	Leslie O'Neal	DE	First Team
1985	Leslie O'Neal	DE	First Team
1985	Mark Moore	S	First Team
1987	Barry Sanders	KR	First Team
1988	Hart Lee Dykes	WR	First Team
1988	Barry Sanders	RB	First Team
1997	Alonzo Mayes	TE	First Team
2002	Rashaun Woods	WR	First Team
2004	Sam Mayes	OL	First Team
2008	Dez Bryant	WR	First Team
2009	Perrish Cox	CB	First Team
2009	Russell Okung	OL	First Team
2010	Justin Blackmon	WR	First Team
2011	Justin Blackmon	WR	First Team
2015	Emmanuel Ogbah	DE	First Team
2017	James Washington	WR	First Team
2018	Tylan Wallace	WR	First Team
2019	Chuba Hubbard	RB	First Team
2021	Malcolm Rodriguez	LB	Second Team

Walter Camp Football Foundation

1945	Bob Fenimore	RB	First Team
1977	Terry Miller	RB	First Team
1982	Ernest Anderson	RB	First Team
1984	Rod Brown	DB	First Team
1985	Leslie O'Neal	DE	First Team
1988	Hart Lee Dykes	WR	First Team
1988	Barry Sanders	RB	First Team
1997	Alonzo Mayes	TE	First Team
2002	Rashaun Woods	WR	First Team
2008	Dez Bryant	WR	First Team
2009	Russell Okung	OL	First Team
2010	Justin Blackmon	WR	First Team
2010	Kendall Hunter	RB	First Team
2011	Levy Adcock	OL	Second Team
2011	Justin Blackmon	WR	First Team
2012	Quinn Sharp	K	Second Team
2013	Justin Gilbert	CB	First Team
2015	Emmanuel Ogbah	DE	Second Team
2017	James Washington	WR	First Team
2018	Tylan Wallace	WR	Second Team
2019	Chuba Hubbard	RB	First Team
2020	Tylan Wallace	WR	Second Team
2022	Jason Taylor II	S	Second Team

UPI

1944	Bob Fenimore	RB	Third Team
1945	Bob Fenimore	RB	First Team
1968	Jon Kolb	C	Second Team
1969	John Ward	OL	Second Team
1976	Derrel Gofourth	OL	First Team
1976	Terry Miller	RB	Second Team
1977	Terry Miller	RB	Second Team
1982	Ernest Anderson	RB	Second Team
1984	Rod Brown	DB	Second Team
1984	Leslie O'Neal	DT	Second Team
1985	Leslie O'Neal	DE	First Team
1985	Thurman Thomas	RB	First Team
1985	Mark Moore	DB	Second Team
1987	Thurman Thomas	RB	Second Team
1988	Hart Lee Dykes	WR	First Team
1988	Barry Sanders	RB	First Team

Football News

1944	Bob Fenimore	RB	First Team
1973	Alvin Brown	DB	First Team
1976	Derrel Gofourth	OL	First Team
1981	Ricky Young	LB	Second Team
1986	Mark Moore	DB	Second Team
1986	Thurman Thomas	RB	Third Team

ESPN

2009	Russell Okung	OL	First Team
2010	Justin Blackmon	WR	First Team
2011	Levy Adcock	OL	First Team
2011	Justin Blackmon	WR	First Team
2017	James Washington	WR	First Team
2018	Tylan Wallace	WR	First Team
2019	Chuba Hubbard	RB	First Team
2021	Malcolm Rodriguez	LB	First Team

USA Today

2015	Emmanuel Ogbah	DE	Second Team
2017	James Washington	WR	First Team
2018	Tylan Wallace	WR	Second Team
2019	Chuba Hubbard	RB	Second Team
2021	Malcolm Rodriguez	LB	Second Team

The Athletic

2017	James Washington	WR	First Team
2019	Chuba Hubbard	RB	Second Team
2021	Malcolm Rodriguez	LB	Second Team

Sports Illustrated

2002	Rashaun Woods	WR	First Team
2008	Dez Bryant	WR	First Team
2009	Russell Okung	OL	First Team
2010	Justin Blackmon	WR	First Team
2011	Justin Blackmon	WR	First Team
2011	Grant Garner	C	First Team
2011	Markelle Martin	S	First Team
2011	Brodrick Brown	CB	Second Team
2011	Levy Adcock	OL	Second Team
2017	James Washington	WR	First Team
2018	Tylan Wallace	WR	Second Team
2019	Chuba Hubbard	RB	First Team

CBS Sports

2008	Perrish Cox	KR	First Team
2009	Russell Okung	OL	First Team
2010	Justin Blackmon	WR	First Team
2011	Levy Adcock	OL	First Team
2011	Justin Blackmon	WR	First Team
2013	Justin Gilbert	CB	First Team
2017	James Washington	WR	First Team
2018	Tylan Wallace	WR	Second Team
2019	Chuba Hubbard	RB	First Team
2021	Malcolm Rodriguez	LB	Second Team

Central Press Association

1944	Bob Fenimore	RB	Second Team
1945	Bob Fenimore	RB	Second Team
1946	Neill Armstrong	E	Third Team
1967	Harry Cheatwood	DB	First Team
1967	Jon Kolb	C	Second Team
1968	Jon Kolb	C	Second Team



Conference Awards and Honors

Conference Award Winners

Conference Player of the Year

Offense

1976	Terry Miller	RB
1977	Terry Miller	RB
1985	Thurman Thomas	RB
1987	Thurman Thomas	RB
1988	Barry Sanders	RB
2010	Justin Blackmon	WR
2019	Chuba Hubbard	RB

Defense

1978	John Corker	LB
1980	Ricky Young	LB (UPI)
1984	Leslie O'Neal	DT (AP)
2015	Emmanuel Ogbah	DE (AP, Coaches)

Special Teams

2008	Dez Bryant	PR
2010	Dan Bailey	K
2011	Quinn Sharp	P/K
2012	Quinn Sharp	P/K (Co-POY)

Conference

Offensive Lineman of the Year

2009	Russell Okung	LT
2011	Grant Garner	C

Conference

Defensive Lineman of the Year

2014	Emmanuel Ogbah	DE
------	----------------	----

Conference

Newcomer of the Year

Offense

1986	Mike Gundy	QB
1992	Shannon Culver	WR
1994	Andre Richardson	RB
2005	Mike Hamilton	RB
2006	Adarius Bowman	WR
2014	Tyreek Hill	RB
2016	Justice Hill	RB (AP)
2021	Jaylen Warren	RB

Defense

1992	Keith Burns	LB
2012	Calvin Barnett	DT

Conference Freshman of the Year

Offense

1994	Andre Richardson	RB
1997	Tony Lindsay	QB
2012	J.W. Walsh	QB
2016	Justice Hill	RB
2019	Spencer Sanders	QB

Defense

2006	Andre Sexton	S
2010	Shaun Lewis	LB (co)
2021	Collin Oliver	DE
2022	Kendal Daniels	S

Conference Coach of the Year

1979	Jimmy Johnson	
1984	Pat Jones	(UPI)
1992	Pat Jones	(AP)
1997	Bob Simmons	
2002	Les Miles	(AP)
2010	Mike Gundy	
2021	Mike Gundy	

All-Missouri Valley Conference

1926	Hal Weisinger	G
1929	Wilmoth Nemechek	T
	Jack Asher Baker	RB
1930	Jack Asher Baker	RB
	Bill Oates	OL
1931	Bill Oates	OL
	Hayden Trigg	RB
1932	Jim Turner	OL
	Leon Bruner	WR
	Clarence Highfill	QB
	Ross Hall	RB
1933	Lester List	OL
	Ross Hall	RB
	Jim Tichenor	OL
	Carl Rigney	WR
1934	Jim Tichenor	OL
	Lester List	OL
	L.B. Asbury	WR
	Gordon DuPree	RB
1935	L.B. Asbury	WR
1936	L.B. Asbury	WR
	Dormer Browning	OL
1939	Edward Moore	WR
	Pete Rivers	RB
1940	Sonny Liles	OL
	Jim Reynolds	RB
1941	Hugh Swink	T
	Sonny Liles	G
1942	Lloyd Arms	T
	Al Seanland	DB
1945	J.C. Colhouer	OL
	Neill Armstrong	E
	Bob Fenimore	RB
1946	Neill Armstrong	E
	Bob Fenimore	RB
1948	Charles Shaw	T
	Wayne Burrow	G
	D. Meisenheimer	G
	William Long	WR
	Bill Grimes	B
	Robert Meinert	B
1949	Charles Shaw	T
	Clayton Davis	G
	Alex Loyd	E
	Jack Hartman	B
1950	Bob Cook	B
1951	George Wooden	E
1952	F.A. Dry	C
	Lew Zeigler	T
1953	Bob LaRue	E
	Dale Meinert	T
	Bill Bredder	B
	Earl Lunsford	B
1954	Bob LaRue	E
	Dale Meinert	T
1955	Chester Spencer	E
1956	Jim Wood	E

All-Big Eight

(First-team selections)

1960	Harold Beaty	T	First Team
1964	Jack Jacobson	E	First Team
1965	Walt Garrison	RB	First Team
	Charles Harper	G	First Team
1966	Dennis Randall	T	First Team
	J. B. Christian	G	First Team
1967	Harry Cheatwood	QB/HB	First Team
	Jon Kolb	OL	First Team
1968	Jon Kolb	OL	First Team
	John Little	MG	First Team
1969	John Little	MG	First Team
	Benny Goodwin	HB	First Team
	Jerry Sherk	T	First Team
	John Ward	T	First Team
1970	Hermann Eben	WR	First Team
1972	Cleveland Vann	LB	First Team
	Daryl Stewart	DB	First Team
1973	Cleveland Vann	LB	First Team
	Alvin Brown	S	First Team
	Barry Price	DT	First Team

1974	Phillip Dokes	DL	First Team
	Cliff Parsley	P	First Team
1975	Derrel Gofourth	C	First Team
	Terry Miller	RB	First Team
	Cliff Parsley	P	First Team
1976	Daria Butler	DE	First Team
	Abby Daigle	K	First Team
	Phillip Dokes	DT	First Team
	Derrel Gofourth	C	First Team
	Terry Miller	RB	First Team
	Cliff Parsley	P	First Team
1977	Terry Miller	RB	First Team
	Daria Butler	DE	First Team
1978	John Corker	LB	First Team
1979	Worley Taylor	RB	First Team
	Reggie Richardson	OL	First Team
	Rick Antle	DE	First Team
	Ricky Young	LB	First Team
1980	Dean Prater	DT	First Team
	Ricky Young	LB	First Team
1981	Larry Roach	K	First Team
	Pete DiClementi	DB	First Team
	Ricky Young	LB	First Team
	Gary Lewis	DT	First Team
1982	Gary Lewis	DT	First Team
	Mike Green	LB	First Team
	Ernest Anderson	RB	First Team
	Larry Roach	K	First Team
1983	Leslie O'Neal	DL	First Team
	John Conway	P	First Team
	Chris Rockins	DB	First Team
	Shawn Jones	RB	First Team
	Kevin Igo	OL	First Team
1984	Leslie O'Neal	DL	First Team
	Ralph Partida	OL	First Team
	Rodney Harding	DE	First Team
	Larry Roach	K	First Team
	Matt Monger	LB	First Team
	Paul Blair	OL	First Team
	Mark Moore	S	First Team
	Rod Brown	S	First Team
1985	Thurman Thomas	RB	First Team
	Mark Moore	S	First Team
	Leslie O'Neal	DL	First Team
	Mike Hudson	S	First Team
	Paul Blair	OL	First Team
1986	Hart Lee Dykes	WR	First Team
	Mark Moore	S	First Team
	Thurman Thomas	RB	First Team
1987	Hart Lee Dykes	WR	First Team
	Thurman Thomas	RB	First Team
1988	Barry Sanders	RB	First Team
	Hart Lee Dykes	WR	First Team
	Cary Blanchard	K	First Team
	Chris Stanley	OL	First Team
	Byron Woodard	OL	First Team
1989	Cary Blanchard	K	First Team
	Curtis Mayfield	WR	First Team
	Sim Drain	LB	First Team
1990	Cary Blanchard	K	First Team
	Mike Clark	S	First Team
	Gerald Hudson	RB	First Team
	Stacey Satterwhite	DL	First Team
1991	Stacey Satterwhite	DL	First Team
	Jason Gildon	DE	First Team
1992	Keith Burns	LB	First Team
	Mike Woolridge	DE	First Team
1993	Keith Burns	LB	First Team
	Jason Gildon	DE	First Team
	Scott Tyner	P	First Team
1994	Rafael Denson	RB	First Team
	Greg Ivy	P	First Team
1995	David Thompson	RB	First Team
	R.W. McQuarters	DB	First Team
	Greg Ivy	P	First Team

All-Big 12

1996	Alonzo Mayes	TE	First Team
	David Thompson	RB	Second Team
	Andre Richardson	KR	Second Team
	Jason Davis	P	Third Team

1997	Alonzo Mayes	TE	First Team
	Jamal Williams	DL	First Team
	Kevin Williams	DB	First Team
	R.W. McQuarters	DB	First Team
	R.W. McQuarters	PR	First Team
	Josh Henson	OL	Second Team
	Kenyatta Wright	LB	Second Team
	Jamaal Fobbs	RB	Third Team
	Jason Davis	P	Third Team
1998	Nathan Simmons	RB	Second Team
	Jeremy Offutt	OL	Second Team
	Adam Davis	OL	Second Team
	Kenyatta Wright	LB	Second Team
	Ricky Thompson	DB	Third Team
1999	Marcellus Rivers	TE	Second Team
	Josh Lind	OL	Third Team
	Kenyatta Wright	LB	Third Team
	Terrance Richardson	PR	Third Team
2000	Jamaal Fobbs	KR	Second Team
	Josh Lind	OL	Third Team
	Reggie White	RB	Third Team
	Juqua Thomas	DE	Third Team
2001	Chris Massey	KR	First Team
	Rashaun Woods	WR	Second Team
	Luke Phillips	K	Second Team
2002	Rashaun Woods	WR	First Team
	Kevin Williams	DL	First Team
	Tatum Bell	RB	Second Team
	Luke Phillips	K	Third Team
	Chris Massey	KR/DB	Third Team
2003	Rashaun Woods	WR	First Team
	Greg Richmond	LB	First Team
	Darrent Williams	DB	First Team
	Billy Bajema	TE	Second Team
	Sam Mayes	OL	Second Team
	Vernand Morency	RB	Third Team
2004	Sam Mayes	OL	First Team
	Vernand Morency	RB	Second Team
	D'Juan Woods	WR	Second Team
2005	D'Juan Woods	WR	Second Team
	Corey Hilliard	OL	Second Team
2006	Adarius Bowman	WR	First Team
	Corey Hilliard	OL	First Team
	Victor DeGrate	DE	Second Team
	Matt Fodge	P	Second Team
2007	Dantrell Savage	RB	First Team
	Brandon Pettigrew	TE	First Team
	Adarius Bowman	WR	Second Team
	David Koenig	OL	Second Team
	Nathan Peterson	DE	Second Team
2008	Dez Bryant	WR	First Team
	Kendall Hunter	RB	First Team
	Russell Okung	OL	First Team
	Matt Fodge	P	Second Team
	Andre Sexton	LB	Second Team
	Jacob Lacey	DB	Second Team
2009	Perrish Cox	DB	First Team
	Russell Okung	OL	First Team
	Keith Toston	RB	First Team
	Bryant Ward	RB	First Team
	Perrish Cox	KR/PR	Second Team
2010	Levy Adcock	OL	First Team
	Dan Bailey	K	First Team
	Justin Blackmon	WR	First Team
	Kendall Hunter	RB	First Team
	Orie Lemon	LB	First Team
	Andrew McGee	CB	First Team



Conference Awards and Honors

	Quinn Sharp	P	First Team
	Bryant Ward	FB	First Team
	Brandon Weeden	QB	First Team
	Ugo Chinasa	DE	Second Team
2011	Justin Blackmon	WR	First Team
	Levy Adcock	OL	First Team
	Grant Garner	OL	First Team
	Quinn Sharp	P & K	First Team
	Jamie Blatnick	DE	First Team
	Markelle Martin	S	First Team
	Brodrick Brown	CB	First Team
	Brandon Weeden	QB	Second Team
	Joseph Randle	RB	Second Team
	Kye Staley	FB	Second Team
	Josh Cooper	WR	Second Team
	Justin Gilbert	CB	Second Team
2012	Joseph Randle	RB	First Team
	Lane Taylor	OL	First Team
	Josh Stewart	WR	First Team
	Calvin Barnett	DT	First Team
	Quinn Sharp	P	First Team
	Quinn Sharp	K	First Team
	Kye Staley	FB	Second Team
	Shaun Lewis	LB	Second Team
	Justin Gilbert	KR/PR	Second Team
2013	Parker Graham	OL	First Team
	Calvin Barnett	DT	First Team
	Shaun Lewis	LB	First Team
	Justin Gilbert	CB	First Team
	Clint Chelf	QB	Second Team
	Kye Staley	FB	Second Team
	Josh Stewart	WR	Second Team
	Josh Stewart	KR/PR	Second Team
	Tyler Johnson	DE	Second Team
	Caleb Lavey	LB	Second Team
	Daytawion Lowe	S	Second Team
2014	Emmanuel Ogbah	DE	First Team
	Tyreek Hill	All-Purp.	First Team
2015	Blake Jarwin	TE	First Team
	Emmanuel Ogbah	DE	First Team
	Kevin Peterson	CB	First Team
	Jimmy Bean	DE	Second Team
	Jordan Sterns	S	Second Team
	James Washington	WR	Second Team
2016	James Washington	WR	First Team
	Vincent Taylor	DT	First Team
	Jordan Sterns	S	First Team
	Justice Hill	RB	Second Team
	Blake Jarwin	TE	Second Team
	Zach Crabtree	OL	Second Team
	Victor Salako	OL	Second Team
	Ben Grogan	K	Second Team
	Chad Whitener	LB	Second Team
	Tre Flowers	S	Second Team
	Zach Sinor	P	Second Team
2017	Justice Hill	RB	First Team
	James Washington	WR	First Team
	Zach Crabtree	OL	First Team
	Marcus Keyes	OL	First Team
	Brad Lundblade	OL	First Team
	DeQuinton Osborne	DT	First Team
	Tre Flowers	S	First Team
	Mason Rudolph	QB	Second Team
	Marcell Ateman	WR	Second Team
	Jordan Brailford	DE	Second Team
2018	Justice Hill	RB	First Team
	Tylan Wallace	WR	First Team
	Jordan Brailford	DE	First Team
	Jarrell Owens	DE	Second Team
	A.J. Green	CB	Second Team
2019	Chuba Hubbard	RB	First Team
	Kolby Harvell-Peel	S	First Team

	Marcus Keyes	OL	First Team
	A.J. Green	CB	Second Team
	Amen Ogbongbemiga	LB	Second Team
	Malcolm Rodriguez	LB	Second Team
	Tylan Wallace	WR	Second Team
2020	Tylan Wallace	WR	First Team
	Teven Jenkins	OL	First Team
	Josh Sills	OL	First Team
	Chuba Hubbard	RB	Second Team
	Amen Ogbongbemiga	LB	Second Team
	Malcolm Rodriguez	LB	Second Team
	Kolby Harvell-Peel	S	Second Team
	Rodarius Williams	CB	Second Team
2021	Spencer Sanders	QB	First Team
	Josh Sills	OL	First Team
	Brock Martin	DL	First Team
	Malcolm Rodriguez	LB	First Team
	Jarrick Bernard-Converse	DB	First Team
	Kolby Harvell-Peel	DB	First Team
	Tay Martin	WR	Second Team
	Brennan Presley	KR/PR	Second Team
	Collin Oliver	DL	Second Team
	Christian Holmes	DB	Second Team
2022	Jason Taylor II	S	First Team
	Tanner Brown	K	Second Team
	Mason Cobb	LB	Second Team
	Hunter Woodard	OL	Second Team
	Kendal Daniels	S	Second Team
	Brock Martin	DE	Second Team
	Collin Oliver	DE	Second Team

Big 12 Player of the Week

Offense

Sept. 16, 1996	David Thompson	RB
Nov. 24, 1996	David Thompson	RB
Sept. 1, 1997	Tony Lindsay	QB
Oct. 6, 1997	Tony Lindsay	QB
Nov. 18, 2000	Aso Pogi	QB
Nov. 16, 2002	Josh Fields	QB
Nov. 29, 2002	Rashaun Woods	WR
Sept. 8, 2003	Tatum Bell	RB
Sept. 22, 2003	Rashaun Woods	WR
Oct. 20, 2003	Tatum Bell	RB
Sept. 6, 2004	Vernand Morency	RB
Nov. 14, 2005	Mike Hamilton	RB
Oct. 16, 2006	Adarius Bowman	WR
Oct. 15, 2007	Dantrell Savage	RB
Sept. 8, 2008	Dez Bryant	WR
Oct. 19, 2009	Hubert Anyiam	WR
Sept. 7, 2010	Kendall Hunter	RB
Sept. 20, 2010	Brandon Weeden	QB
Oct. 18, 2010	Justin Blackmon	WR
Nov. 8, 2010	Brandon Weeden	QB
Sept. 26, 2011	Brandon Weeden	QB
Nov. 7, 2011	Brandon Weeden	QB
Nov. 12, 2012	Josh Stewart	WR
Sept. 9, 2013	J.W. Walsh	QB
Oct. 28, 2013	Desmond Roland	RB
Nov. 4, 2013	Clint Chelf	QB
Nov. 25, 2013	Clint Chelf	QB
Sept. 29, 2014	Daxx Garman	QB
Oct. 5, 2015	Mason Rudolph	QB
Nov. 2, 2015	James Washington	WR
Nov. 9, 2015	Mason Rudolph	QB
Sept. 19, 2016	James Washington	WR
Nov. 14, 2016	Mason Rudolph	QB
Sept. 18, 2017	Mason Rudolph	QB
Oct. 2, 2017	Mason Rudolph	QB
Oct. 29, 2018	Taylor Cornelius	QB
Nov. 19, 2018	Taylor Cornelius	QB
Sept. 16, 2019	Chuba Hubbard	RB
Sept. 30, 2019	Chuba Hubbard	RB
Nov. 4, 2019	Chuba Hubbard	RB
Sept. 21, 2020	Tylan Wallace	WR
Nov. 2, 2020	Tylan Wallace	WR
Dec. 14, 2020	Dillon Stoner	WR
Sept. 20, 2021	Jaylen Warren	RB
Sept. 5, 2022	Spencer Sanders	QB

Oct. 24, 2022	Spencer Sanders	QB
		<i>Defense</i>
Oct. 6, 1997	Trent Alexander	SS
Nov. 24, 1997	Ricky Thompson	DB
Sept. 7, 1998	Troy West	LB
Nov. 17, 2001	Darrent Williams	CB
Nov. 23, 2001	Marcus Jones	SS
Oct. 19, 2002	Kevin Williams	DT
Nov. 29, 2002	Paul Duren	LB
Oct. 30, 2006	Nathan Peterson	DE
Nov. 19, 2007	Nathan Peterson	DE
Oct. 13, 2008	Andre Sexton	LB
Nov. 16, 2009	Perrish Cox	CB
Oct. 4, 2010	Ugo Chinasa	DE
Nov. 15, 2010	Orie Lemon	LB
Oct. 17, 2011	Jamie Blatnick	DE
Oct. 24, 2011	Shaun Lewis	LB
Sept. 2, 2013	Caleb Lavey	LB
Oct. 7, 2013	Shaun Lewis	LB
Nov. 18, 2013	Justin Gilbert	CB
Nov. 25, 2013	Daytawion Lowe	S
Sept. 2, 2014	Emmanuel Ogbah	DE
Dec. 8, 2014	Larry Stephens	S
Sept. 28, 2015	Emmanuel Ogbah	DE
Oct. 12, 2015	Emmanuel Ogbah	DE
Nov. 2, 2015	Emmanuel Ogbah	DE
Nov. 9, 2015	Chad Whitener	LB
Oct. 31, 2016	Vincent Taylor	DT
Oct. 1, 2018	Jordan Brailford	DE
Sept. 23, 2019	Kolby Harvell-Peel	S
Oct. 28, 2019	Malcolm Rodriguez	LB
Nov. 4, 2019	Kolby Harvell-Peel	S
Nov. 18, 2019	Kolby Harvell-Peel	S
Sept. 21, 2020	Malcolm Rodriguez	LB
Dec. 7, 2020	Amen Ogbongbemiga	LB
Sept. 13, 2021	Malcolm Rodriguez	LB
Sept. 27, 2021	Malcolm Rodriguez	LB
Oct. 18, 2021	Jason Taylor II	S
Nov. 29, 2021	Malcolm Rodriguez	LB
Oct. 3, 2022	Jason Taylor II	S
Oct. 24, 2022	Jason Taylor II	S
		<i>Special Teams</i>
Sept. 1, 1997	Jason Davis	P
Oct. 6, 1997	R.W. McQuarters	PR
Oct. 13, 1997	Tim Sydnes	PK
Nov. 24, 1997	R.W. McQuarters	PR
Sept. 13, 1999	Tim Sydnes	PK
Nov. 15, 1999	Terrance Richardson	PR
Nov. 22, 1999	Terrance Richardson	PR
Nov. 23, 2001	Luke Phillips	K
Oct. 6, 2003	Darrent Williams	PR
Nov. 17, 2003	Luke Phillips	PK
Nov. 24, 2003	Cole Farden	P
Sept. 13, 2004	Darrent Williams	PR
Sept. 20, 2004	Darrent Williams	PR
Oct. 4, 2004	Jason Ricks	PK
Oct. 11, 2004	Cole Farden	P
Nov. 15, 2004	Prentiss Elliott	KR
Sept. 4, 2006	Perrish Cox	PR
Sept. 18, 2006	Matt Fodge	K
Oct. 6, 2008	Dez Bryant	PR
Sept. 8, 2009	Perrish Cox	KR
Sept. 14, 2009	Dez Bryant	PR
Sept. 6, 2011	Quinn Sharp	P/K
Sept. 19, 2011	Justin Gilbert	KR
Oct. 15, 2012	Quinn Sharp	P/K
Oct. 29, 2012	Quinn Sharp	P/K
Nov. 12, 2012	Justin Gilbert	KR
Nov. 19, 2012	Zack Craig	SS
Sept. 16, 2013	Josh Stewart	PR
Oct. 7, 2013	Ben Grogan	PK
Oct. 21, 2013	Josh Stewart	PR
Nov. 11, 2013	Justin Gilbert	KR
Oct. 13, 2014	Tyreek Hill	KR
Dec. 8, 2014	Tyreek Hill	PR
Sept. 28, 2015	Ben Grogan	K
Oct. 12, 2015	Zach Sinor	P
Nov. 9, 2015	Zach Sinor	P
Sept. 19, 2016	Zach Sinor	P

Oct. 24, 2016	Ben Grogan	K
Oct. 31, 2016	Zach Sinor	P
Dec. 5, 2016	Barry J. Sanders	KR
Sept. 11, 2017	Matt Ammendola	K
Sept. 18, 2018	Amen Ogbongbemiga	LB
Oct. 29, 2018	Zach Sinor	P
Sept. 21, 2020	Alex Hale	K
Nov. 9, 2020	Tom Hutton	P
Dec. 14, 2020	Jake McClure	K/P
Sept. 13, 2021	LD Brown	KR
Sept. 20, 2021	Jason Taylor II	S
Nov. 1, 2021	Tanner Brown	K
Nov. 29, 2021	Brennan Presley	KR
Sept. 19, 2022	Trace Ford	DE
Oct. 3, 2022	Jaden Nixon	RB
Oct. 10, 2022	Tanner Brown	K
Oct. 17, 2022	Tanner Brown	K

Newcomer

Sept. 26, 2016	Justice Hill	RB
Oct. 3, 2016	Justice Hill	RB
Oct. 24, 2016	Justice Hill	RB
Sept. 3, 2018	Chuba Hubbard	RB
Sept. 9, 2019	Spencer Sanders	QB
Nov. 4, 2019	Spencer Sanders	QB
Sept. 21, 2020	Shane Illingworth	QB
Nov. 30, 2020	Dezmon Jackson	RB
Dec. 14, 2020	Dominic Richardson	RB
Sept. 20, 2021	Jaylen Warren	RB
Oct. 4, 2021	Jaylen Warren	RB
Oct. 18, 2021	Jaylen Warren	RB
Nov. 8, 2021	Jaylen Warren	RB
Nov. 29, 2021	Collin Oliver	DE
Oct. 3, 2022	Jaden Nixon	RB
Nov. 14, 2022	Kendal Daniels	S

Cowboy Football Ring of Honor in Boone Pickens Stadium

Thurman Thomas	Entered 2020
Barry Sanders	Entered 2021
Bob Fenimore	Entered 2022

OSU Athletics Hall of Honor

Neill Armstrong	Inducted 1997
Bob Fenimore	Inducted 1996
Walt Garrison	Inducted 2000
Mike Gundy	Inducted 2001
Cecil Hankins	Inducted 2006
Jon Kolb	Inducted 2001
Jim Lookabaugh	Inducted 2007
Terry Miller	Inducted 2006
Mark Moore	Inducted 2011
Leslie O'Neal	Inducted 1999
Barry Sanders	Inducted 1996
Jerry Sherk	Inducted 2000
Dick Soergel	Inducted 1999
Thurman Thomas	Inducted 1997
John Ward	Inducted 2002
Rashaun Woods	Inducted 2022



Academic Awards and Honors

Academic Awards

CoSIDA Academic All-America

1954	Dale Meinert	-
1958	Jim Howard	Second Team
1965	Jim Click	-
1972	Doug Tarrant	Second Team
	Tom Wolf	First Team
1973	Doug Tarrant	First Team
	Tom Wolf	Second Team
1974	Tom Wolf	First Team
1975	Joe Avanzini	Second Team
1976	Skip Taylor	Second Team
1977	Joe Avanzini	First Team
2000	Kyle Eaton	Second Team
2002	Kyle Eaton	First Team
2004	Billy Bajema	First Team
2006	Darnell Smith	Second Team
2013	Caleb Lavey	Second Team
2016	Brad Lundblade	First Team
2017	Justice Hill	First Team
	Brad Lundblade	First Team
	Britton Abbott	Second Team
2018	Britton Abbott	First Team
	Justice Hill	Second Team
2020	Logan Carter	Second Team

CSC (CoSIDA) Academic All-District

1997	Nathan Simmons
1998	Nathan Simmons
2000	Kyle Eaton
2002	Billy Bajema
	Kyle Eaton
	John Wohlgemuth
2003	Billy Bajema
	Vernon Grant
2004	Billy Bajema
	Darnell Smith
2006	Darnell Smith
2013	Caleb Lavey
2015	Brad Lundblade
2016	Brad Lundblade
2017	Justice Hill
	Brad Lundblade
	Britton Abbott
2018	Britton Abbott
	Justice Hill
2019	Matt Ammendola
2020	Logan Carter
	Amen Ogbongbemiga
2021	Hunter Woodard
2022	Cale Cabbiness
	Trace Ford
	Bryson Green
	Matt Hembrough
	Tom Hutton
	Parker Robertson
	Jake Schultz
	Logan Ward

National Football Foundation Scholar-Athlete

1962	Rex Russell
1982	Doug Freeman
2002	Kyle Eaton
2004	Billy Bajema
2017	Brad Lundblade

National Post-Graduate Scholarship

1962	Rex Russell
	(National Football Foundation)
1982	Doug Freeman
	(National Football Foundation)
1983	Doug Freeman
	(NCAA Postgraduate)

National Football Foundation Hampshire Honor Society

2007	Darnell Smith
2008	Clint Coe
2009	Seb Clements
2011	Anthony Hill
2012	Brandon Weeden
2014	Clint Chelf
2014	Caleb Lavey
2014	Charlie Moore
2014	Connor Sinko
2017	Jordan Burton
2018	Chris Lacy
2018	Brad Lundblade
2018	Kirk Tucker
2019	Britton Abbott
2020	Matt Ammendola
2021	Amen Ogbongbemiga
2021	Dillon Stoner
2022	Logan Carter
2023	Matt Hembrough
2023	Tom Hutton
2023	Ben Kopenski
2023	Hunter Woodard

Arthur Ashe, Jr. Sports Scholars

2005	Darnell Smith	First Team
2006	Durfey Thompson	Third Team
2006	Seth Newton	Third Team
2006	Julius Neal	Third Team
2006	Darnell Smith	Second Team
2007	Clint Coe	Third Team
2007	Julius Neal	Second Team
2007	Darnell Smith	First Team
2009	Mark Chesnut	First Team
2009	Bryce Hood	Second Team
2010	Mark Chesnut	First Team
2010	Anthony Hill	First Team
2010	Trey Munden	Third Team
2011	Devin Hedgepeth	First Team
2011	Anthony Hill	Second Team
2012	Devin Hedgepeth	First Team
2012	Deion Imade	Third Team
2013	Kyle Culver	First Team
2013	Devin Hedgepeth	First Team
2013	Brendan Fagan	Third Team
2013	Jesse Patton	Second Team
2014	Bryant Reber	First Team
2014	Trace Clark	Third Team
2014	Ashton Lampkin	Third Team
2015	Devin Hedgepeth	First Team
2015	Bryant Reber	Second Team
2015	Trace Clark	Third Team
2016	Bryant Reber	First Team
2016	Kirk Tucker	First Team
2016	Dylan Harding	Second Team
2016	Matt Newsome	Second Team
2016	Chris Hardeman	Fourth Team
2016	Chris Lacy	Fourth Team
2017	Kirk Tucker	Second Team

2017	Jordan Burton	Fourth Team
2017	Melvin Gilliam	Fourth Team
2017	Chris Lacy	Fourth Team
2018	Justice Hill	First Team
2018	Chris Lacy	Fourth Team
2018	Kirk Tucker	Fourth Team
2019	Adam Martin	Second Team
2019	Amen Ogbongbemiga	Fourth Team
2020	Adam Martin	First Team
2020	Gabe Simpson	Second Team
2021	Adam Martin	First Team
2021	Gabe Simpson	First Team
2021	Trace Ford	Second Team
2022	Trace Ford	Second Team
2022	Bryson Green	Second Team
2022	Gabe Simpson	Second Team
2022	Blaine Green	Third Team
2022	Cole Stanley	Third Team
2022	Jaden Bray	Fourth Team
2022	Vance Hooper	Fourth Team
2022	Ty Williams	Fourth Team
2023	Aden Kelley	Second Team
2023	Gabe Brown	Third Team

Scholar Baller

Academic Momentum Award

2012	Jeremy Smith	First Team
2015	Desmond Roland	Third Team
2016	Marcell Ateman	First Team
2017	Vincent Taylor	First Team
2018	James Washington	First Team

Dr. Gerald Lage

Big 12 Academic Achievement Award

2011	Jared Glover
2015	Ryan Lester
2018	Brad Lundblade
2021	Adam Martin
2022	Alex Hale
2022	Jake Schultz
2022	Peyton Thompson

Dr. Prentice Gautt

Big 12 Postgraduate Scholarship

2002-03	Kyle Eaton
2006-07	Darnell Smith
2010-11	Anthony Hill
2017-18	Britton Abbott

Big 12 Scholar-Athlete of the Year

2018	Justice Hill	Running Back
------	--------------	--------------

Academic All-Conference

1958	Dick Soergel	First Team
1959	Gerald Benn	First Team
1960	Harold Beaty	First Team
	Gerald Benn	First Team
	Jim Elliott	First Team
1961	Ben Kraybill	First Team
1962	Bobby Adcock	First Team
	Don Derrick	First Team
	Rodney Replogle	First Team
1963	Billy Parent	First Team
1964	Glenn Baxter	First Team
	Roddy Cutsinger	First Team
	Walt Garrison	First Team
1965	Jim Click	First Team
1966	J.B. Christian	First Team
	Jerry Philpott	First Team
	"Happy" Settle	First Team
1967	Doug Cathey	First Team
	Jerry Philpott	First Team
	Bruce Pieratt	First Team
	Bill Young	First Team
1969	Bob Cutburth	First Team
	Tom Dearing	First Team
1970	Joe Crews	First Team
	Lee Stover	First Team
1971	Joe Crews	First Team
	Randall Jones	First Team
	Barry Price	First Team
1972	Barry Price	First Team
	Lee Stover	First Team
	Doug Tarrant	First Team
	Tom Wolf	First Team
1973	Barry Price	First Team
	Mike Terry	First Team
	Tom Wolf	First Team
1974	Phillip Dokes	First Team
	Tom Wolf	First Team
1975	Joe Avanzini	First Team
	Phillip Dokes	First Team
	Cliff Parsley	First Team
	Brent Robinson	First Team
1976	Joe Avanzini	First Team
	Jim Ledford	First Team
	Sam Lisle	First Team
	Skip Taylor	First Team
1977	Joe Avanzini	First Team
1978	Scott Burk	First Team
	Jerry Winchester	First Team
1979	Terry Suellentrop	First Team
1980	Mark Cromer	First Team
	Doug Freeman	First Team
1981	John Doerner	First Team
	Doug Freeman	First Team
	Doug Freeman	First Team
1982	Matt Monger	First Team
1983	Matt Monger	First Team
	Ralph Partida	First Team
1984	Matt Monger	First Team
	Ralph Partida	First Team
1985	Jim Krebs	First Team
	John Washington	First Team
1986	Tony Wilkins	First Team
1988	Mike Aboussie	First Team
	Chris Jensen	First Team
	Vance Vice	First Team
1989	Stacey Satterwhite	First Team
	Vance Vice	First Team



Academic Awards and Honors

1990	Kevin Blake	First Team	Brent Baisden	Second Team	Kendall Hunter	Second Team	Bryant Reber	First Team
	Brad McCone	First Team	Charlie Johnson	Second Team	2010 Anthony Hill	First Team	Jeremy Seaton	First Team
	Ruben Oliver	First Team	Daniel McLemore	Second Team	Patrick Hoog	First Team	Ryan Simmons	First Team
	Stacey Satterwhite	First Team	Caleb Noble	Second Team	Andrew Hudson	First Team	Kaleb Smith	First Team
	Chris Smith	First Team	Luke Phillips	Second Team	Charlie Moore	First Team	Kirk Tucker	First Team
	Barry Vincent	First Team	Jamar Ransom	Second Team	Bryant Ward	First Team	Trace Clark	Second Team
	Mark Walker	First Team	Freddie Sinclair	Second Team	Brandon Weeden	First Team	Kameron Doolittle	Second Team
1991	Brad McCone	First Team	Antonio Smith	Second Team	Shane Jarka	Second Team	Tre Flowers	Second Team
	Stacey Satterwhite	First Team	Mike Williams	Second Team	David Paulsen	Second Team	David Glidden	Second Team
	Barry Vincent	First Team	2004 Billy Bajema	First Team	2011 Isaiah Anderson	First Team	Ben Grogan	Second Team
1992	Rafael Denson	First Team	Robert Jones	First Team	Jamie Blatnick	First Team	Jerel Morrow	Second Team
	Bryan Fugett	First Team	Darnell Smith	First Team	Caleb Lavey	First Team	Mason Rudolph	Second Team
	Brad McCone	First Team	Paschal Smith	First Team	Charlie Moore	First Team	Zach Sinor	Second Team
1994	Rafael Denson	First Team	John Wohlgemuth	First Team	Connor Sinko	First Team	Chad Whitener	Second Team
	Derek Leinen	First Team	Clay Coe	Second Team	Brandon Weeden	First Team	2016 Britton Abbott	First Team
	Lawson Vaughn	First Team	Jacob Dressen	Second Team	Parker Graham	Second Team	Matt Ammendola	First Team
1995	Derek Leinen	First Team	Paul Duren	Second Team	Deion Imade	Second Team	Jordan Burton	First Team
	Lawson Vaughn	First Team	Adam Gourley	Second Team	Teddy Johnson	Second Team	Jordan Frazier	Second Team
1996	Ryan Cambern	First Team	Jon Holland	Second Team	2012 Isaiah Anderson	First Team	Blake Jarwin	First Team
	Clint Metcalf	First Team	Preston McIntyre	Second Team	Parker Graham	First Team	Chris Lacy	First Team
	Lindsey Sherrer	First Team	Donovan Woods	Second Team	Wes Harlan	First Team	Brad Lundblade	First Team
	Nathan Simmons	First Team	2005 Brian Jeffries	First Team	Teddy Johnson	First Team	Derrick Moncrief	First Team
	Matt Thompson	First Team	Jared McCoy	First Team	Caleb Lavey	First Team	Grant Newell	First Team
	Zachary Warner	First Team	Caleb Noble	First Team	Charlie Moore	First Team	Victor Salako	First Team
1997	Andrew Golembiewski	First Team	Darnell Smith	First Team	Connor Sinko	First Team	Zach Sinor	First Team
	Clint Metcalf	First Team	Adam Gourley	Second Team	Cooper Bassett	Second Team	Kirk Tucker	First Team
	Lindsey Sherrer	First Team	2006 Zach Allen	First Team	Alex Elkins	Second Team	Keenen Brown	Second Team
	Nathan Simmons	First Team	Cortney Billingsley	First Team	Evan Epstein	Second Team	Kevin Henry	Second Team
1998	Trent Alexander	First Team	Seb Clements	First Team	Deion Imade	Second Team	Marcus Keyes	Second Team
	Blaine Cook	First Team	Matt Fodge	First Team	Shaun Lewis	Second Team	Brandon Pertile	Second Team
	Andrew Golembiewski	First Team	Steve Mocco	First Team	Jeremy Seaton	Second Team	Vincent Taylor	Second Team
	Taber LeBlanc	First Team	Alex Odiari	First Team	Andrew Suter	Second Team	James Washington	Second Team
	Clint Metcalf	First Team	Cole Reynolds	First Team	2013 Clint Chelf	First Team	Michael Wilson	Second Team
	Lindsey Sherrer	First Team	Darnell Smith	First Team	Parker Graham	First Team	2017 Britton Abbott	First Team
	Nathan Simmons	First Team	Brady Bond	Second Team	Ashton Lampkin	First Team	Tyrell Alexander	First Team
1999	Blaine Cook	First Team	Clint Coe	Second Team	Caleb Lavey	First Team	Matt Ammendola	First Team
	Kyle Eaton	First Team	John Johnson	Second Team	Shaun Lewis	First Team	Logan Carter	First Team
	Andrew Golembiewski	First Team	Seth Newton	Second Team	Charlie Moore	First Team	Chance Cook	First Team
	Patrick Hullum	First Team	Andre Sexton	Second Team	Michael Reichenstein	First Team	Tyler Ferguson	First Team
	Russ Schwettmann	First Team	2007 Seb Clements	First Team	Connor Sinko	First Team	Triston Grant	First Team
	Lindsay Sherrer	First Team	Clint Coe	First Team	Trace Clark	Second Team	Justice Hill	First Team
	Nathan Simmons	First Team	Cole Reynolds	First Team	Deion Imade	Second Team	Tyron Johnson	First Team
2000	Seth Condley	First Team	Zach Allen	Second Team	Teddy Johnson	Second Team	Chris Lacy	First Team
	Kyle Eaton	First Team	DeMarcus Conner	Second Team	Emmanuel Ogbah	Second Team	Brad Lundblade	First Team
	Dustin Vanderhoof	First Team	Jon Morris	Second Team	Jeremy Seaton	Second Team	Cole McKnight	First Team
2001	Kyle Eaton	First Team	B.J. O'Connor	Second Team	Andrew Suter	Second Team	Cameron Murray	First Team
	Thomas Glapion	First Team	Nathan Peterson	Second Team	2014 Trace Clark	First Team	Amen Ogbongbemiga	First Team
	Chris Gray	First Team	Bobby Reid	Second Team	Ben Grogan	First Team	Austin Parker	First Team
	Mark Milosevich	First Team	Dantrell Savage	Second Team	Ryan Lester	First Team	Walker Reed	First Team
	Dustin Vanderhoof	First Team	Al'Darius Thompson	Second Team	Christian Schroeder	First Team	Dillon Stoner	First Team
	John Wohlgemuth	First Team	2008 Zach Allen	First Team	Jeremy Seaton	First Team	Kirk Tucker	First Team
	Geoff Beaulieu	Second Team	Jamie Blatnick	First Team	Kaleb Smith	First Team	Chad Whitener	First Team
	Chris Calcagni	Second Team	Seb Clements	First Team	Derek Branson	Second Team	Landon Wolf	First Team
	Clay Coe	Second Team	Jared Glover	First Team	Rennie Childs	Second Team	Marcell Ateman	Second Team
	Clint Gillispie	Second Team	Andrew Lewis	First Team	Zachary Crabtree	Second Team	Taylor Cornelius	Second Team
2002	Billy Bajema	First Team	Jeremy Broadway	Second Team	Cameron Gravelle	Second Team	A.J. Green	Second Team
	Adonis Brewer	First Team	Dez Bryant	Second Team	Victor Irokansi	Second Team	Matt Hockett	Second Team
	Paul Duren	First Team	Shane Jarka	Second Team	Elliott Jeffcoat	Second Team	Luke Hupp	Second Team
	Kyle Eaton	First Team	Nick Martinez	Second Team	Teddy Johnson	Second Team	2018 Britton Abbott	First Team
	Jon Hayhurst	First Team	2009 Brodrick Brown	First Team	Jerel Morrow	Second Team	Matt Ammendola	First Team
	John Wohlgemuth	First Team	Mark Chesnut	First Team	Jordan Frazier	First Team	Rhett Boles	First Team
	Saul Talley	Second Team	Shane Jarka	First Team	Chris Hardeman	First Team	Logan Carter	First Team
	Dustin Vanderhoof	Second Team	Victor Johnson	First Team	Dylan Harding	First Team	Tyler Ferguson	First Team
2003	Billy Bajema	First Team	Andrew Lewis	First Team	Victor Irokansi	First Team	Korie Frausto	First Team
	Paul Duren	First Team	Lane Taylor	First Team	Blake Jarwin	First Team	Triston Grant	First Team
	Vernon Grant	First Team	Cooper Bassett	Second Team	Chris Lacy	First Team	Ryan Haymaker	First Team
	Darnell Smith	First Team	Jamie Blatnick	Second Team	Brad Lundblade	First Team	Justice Hill	First Team
	Josh Wheeler	First Team	Chris Donaldson	Second Team	Cole Neph	First Team	Brock Martin	First Team



Academic Awards and Honors

Amen Ogbongbemiga	First Team	Devin Harper	Second Team	Eli Russ	First Team
Dillon Stoner	First Team	Thomas Harper	Second Team	Jake Schultz	First Team
Landon Wolf	First Team	Matt Kegel	Second Team	Jake Springfield	First Team
Tyrell Alexander	Second Team	Jake McClure	Second Team	*Logan Ward (4.0 GPA)	First Team
LD Brown	Second Team	Joe Michalski	Second Team	Ty Williams	First Team
Taylor Cornelius	Second Team	Taylor Miterko	Second Team	Preston Wilson	First Team
Sione Finefeuiaki	Second Team	Cameron Murray	Second Team	Hunter Woodard	First Team
Matt Hockett	Second Team	Malcolm Rodriguez	Second Team	Zeke Zaragoza	First Team
Tyron Johnson	Second Team	Jason Taylor	Second Team	Sione Asi	Second Team
Marcus Keyes	Second Team	Tylan Wallace	Second Team	Clayton Barbour	Second Team
Jake McClure	Second Team	Jelani Woods	Second Team	Caleb Etienne	Second Team
Thabo Mwaniki	Second Team	2021 Cale Cabbiness	First Team	Jaden Nixon	Second Team
Walker Reed	Second Team	Logan Carter	First Team		
Shane Richards	Second Team	Brendon Evers	First Team		
Ry Schneider	Second Team	Alex Hale	First Team		
Tylan Wallace	Second Team	Devin Harper	First Team		
2019 Matt Ammendola	First Team	Matt Hembrough	First Team		
Jarrick Bernard	First Team	Christian Holmes	First Team		
Logan Carter	First Team	Vance Hooper	First Team		
Braden Cassity	First Team	Tom Hutton	First Team		
Amadou Fofana	First Team	Shane Illingworth	First Team		
Alex Hale	First Team	Jayden Jernigan	First Team		
Matt Hembrough	First Team	Ben Kopenski	First Team		
Marcus Keyes	First Team	Tyler Lacy	First Team		
Carson Kropp	First Team	Adam Martin	First Team		
Brock Martin	First Team	Brock Martin	First Team		
Tanner McCalister	First Team	Tanner McCalister	First Team		
Amen Ogbongbemiga	First Team	Joe Michalski	First Team		
Relijah Sherman	First Team	Zach Middleton	First Team		
Dillon Stoner	First Team	Brady Pohl	First Team		
Landon Wolf	First Team	Brennan Presley	First Team		
Hunter Woodard	First Team	Jordan Reagan	First Team		
Tyrell Alexander	Second Team	Jeff Roberson	First Team		
Hunter Anthony	Second Team	Malcolm Rodriguez	First Team		
Cameron Murray	Second Team	Jake Schultz	First Team		
Spencer Sanders	Second Team	Gabe Simpson	First Team		
2020 Langston Anderson	First Team	Jake Springfield	First Team		
Israel Antwine	First Team	Preston Wilson	First Team		
Jarrick Bernard-Converse	First Team	Hunter Woodard	First Team		
LD Brown	First Team	Hunter Anthony	Second Team		
Calvin Bundage	First Team	Israel Antwine	Second Team		
Logan Carter	First Team	Jarrick Bernard-Converse	Second Team		
Braden Cassity	First Team	Cole Birmingham	Second Team		
Na'Drian Dizadare	First Team	Braden Cassity	Second Team		
Trace Ford	First Team	Mason Cobb	Second Team		
Alex Hale	First Team	Josh Sills	Second Team		
Matt Hembrough	First Team	Kody Walterscheid	Second Team		
Chuba Hubbard	First Team	2022 Constantino Borrelli	First Team		
Tom Hutton	First Team	Jaden Bray	First Team		
Dezmon Jackson	First Team	Cale Cabbiness	First Team		
Carson Kropp	First Team	Braden Cassity	First Team		
Brock Martin	First Team	Kendal Daniels	First Team		
Tanner McCalister	First Team	Trace Ford	First Team		
Amen Ogbongbemiga	First Team	Raymond Gay II	First Team		
Brady Pohl	First Team	Bryson Green	First Team		
Jake Schultz	First Team	Gunnar Gundy	First Team		
Relijah Sherman	First Team	*Alex Hale (4.0 GPA)	First Team		
Jake Springfield	First Team	Matt Hembrough	First Team		
Dillon Stoner	First Team	Tom Hutton	First Team		
Samuela Tuihalamaka	First Team	*Aden Kelley (4.0 GPA)	First Team		
Kody Walterscheid	First Team	Ben Kopenski	First Team		
Preston Wilson	First Team	Brock Martin	First Team		
Landon Wolf	First Team	Joe Michalski	First Team		
Hunter Woodard	First Team	Zach Middleton	First Team		
Brendon Evers	Second Team	Collin Oliver	First Team		
Kamryn Farrar	Second Team	Brennan Presley	First Team		
Sean Michael Flanagan	Second Team	Jordan Reagan	First Team		
Amadou Fofana	Second Team	Parker Robertson	First Team		

Bowl History

Winning in the Postseason

With a 21-12 record in bowl games (63.6 pct.), Oklahoma State has the third-highest winning percentage among teams with 20 bowl appearances, and the highest among teams with 30 appearances.



Results by Bowl Game

Alamo Bowl	2-2
Bluebonnet Bowl	1-0
Bluegrass Bowl	1-0
Cactus Bowl	1-0
Camping World Bowl	1-0
Cheez-It Bowl	1-0
Cotton Bowl	1-3
Delta Bowl	0-1
Fiesta Bowl	3-0
Gator Bowl	1-1
Guaranteed Rate	0-1
Heart of Dallas Bowl	1-0
Holiday Bowl	1-1
Houston Bowl	1-0
Independence Bowl	1-1
Insight Bowl	1-0
Liberty Bowl	1-0
Sugar Bowl	1-1
Sun Bowl	1-0
Tangerine Bowl	1-0
Texas Bowl	0-1

Win Percentage in Bowl Games

Min. 20 appearances

	Pct	Record	School
1.	.654	17-9-0	Utah
2.	.650	13-7-0	Boise State
3.	.636	21-12-0	Oklahoma State
4.	.631	37-21-3	Georgia
5.	.625	29-17-2	Florida State
6.	.620	45-27-3	Alabama
7.	.618	34-21-0	USC
8.	.615	31-19-2	Penn State
	.615	24-15-0	Ole Miss
10.	.611	16-10-1	Syracuse
11.	.577	15-11-0	Mississippi State
12.	.563	31-24-1	Oklahoma
13.	.559	19-15-0	Wisconsin
14.	.556	25-20-0	Georgia Tech
15.	.552	31-25-2	Texas

Min. 30 appearances

1.	.636	21-12-0	Oklahoma State
2.	.631	37-21-3	Georgia
3.	.625	29-17-2	Florida State
4.	.620	45-27-3	Alabama
5.	.618	34-21-0	USC
6.	.615	31-19-2	Penn State
	.615	24-15-0	Ole Miss
8.	.563	31-24-1	Oklahoma
9.	.559	19-15-0	Wisconsin
10.	.556	25-20-0	Georgia Tech
11.	.552	31-25-2	Texas
12.	.546	29-24-1	LSU
13.	.545	30-25-0	Tennessee
14.	.543	24-20-2	Auburn
15.	.531	26-23-0	Clemson

Bowl Appearances by Year

1945	Cotton	Dallas, Texas	vs. TCU	W	34-0
1946	Sugar	New Orleans, La.	vs. St. Mary's	W	33-13
1949	Delta	Memphis, Tenn.	vs. William & Mary	L	0-20
1958	Bluegrass	Louisville, Ky.	vs. Florida State	W	15-6
1974	Fiesta	Tempe, Ariz.	vs. BYU	W	16-6
1976	Tangerine	Orlando, Fla.	vs. BYU	W	49-21
1981	Independence	Shreveport, La.	vs. Texas A&M	L	16-33
1983	Bluebonnet	Houston Texas	vs. Baylor	W	24-14
1984	Gator	Jacksonville, Fla.	vs. South Carolina	W	21-14
1985	Gator	Jacksonville, Fla.	vs. Florida State	L	23-34
1987	Sun	El Paso, Texas	vs. West Virginia	W	35-33
1988	Holiday	San Diego, Calif.	vs. Wyoming	W	62-14
1997	Alamo	San Antonio, Texas	vs. Purdue	L	20-33
2002	Houston	Houston, Texas	vs. Southern Miss	W	33-23
2004	Cotton	Dallas, Texas	vs. Ole Miss	L	28-31
2004	Alamo	San Antonio, Texas	vs. Ohio State	L	7-33
2006	Independence	Shreveport, La.	vs. Alabama	W	34-31
2007	Insight	Tempe, Ariz.	vs. Indiana	W	49-33
2008	Holiday	San Diego, Calif.	vs. Oregon	L	31-42
2010	Cotton	Dallas, Texas	vs. Ole Miss	L	7-21
2010	Alamo	San Antonio, Texas	vs. Arizona	W	36-10
2012	Fiesta	Glendale, Ariz.	vs. Stanford	Wot	41-38
2013	Heart of Dallas	Dallas, Texas	vs. Purdue	W	58-14
2014	Cotton	Dallas, Texas	vs. Missouri	L	31-41
2015	Cactus	Tempe, Ariz.	vs. Washington	W	30-22
2016	Sugar	New Orleans, La.	vs. Ole Miss	L	20-48
2016	Alamo	San Antonio, Texas	vs. Colorado	W	38-8
2017	Camping World	Orlando, Fla.	vs. Virginia Tech	W	30-21
2018	Liberty	Memphis, Tenn.	vs. Missouri	W	38-33
2019	Texas	Houston, Texas	vs. Texas A&M	L	21-24
2020	Cheez-It	Orlando, Fla.	vs. Miami (Fla.)	W	37-34
2022	Fiesta	Glendale, Ariz.	vs. Notre Dame	W	37-35
2022	Guaranteed Rate	Phoenix, Ariz.	vs. Wisconsin	L	17-24

Bowl Records vs. Opponents

Alabama	1-0
Arizona	1-0
Baylor	1-0
BYU	2-0
Colorado	1-0
Florida State	1-1
Indiana	1-0
Miami (Fla.)	1-0
Missouri	1-1
Notre Dame	1-0
Ohio State	0-1
Ole Miss	0-3
Oregon	0-1
Purdue	1-1
South Carolina	1-0
Southern Miss	1-0
Stanford	1-0
St. Mary's	1-0
TCU	1-0
Texas A&M	0-2
Virginia Tech	1-0
Washington	1-0
West Virginia	1-0
William & Mary	0-1
Wisconsin	0-1
Wyoming	1-0


Bowl Recaps

1945 Cotton Bowl January 1, 1945 | Dallas

Oklahoma A&M
TCU

34
0

DALLAS – The first bowl appearance for Oklahoma A&M turned into a pleasant experience for the orange and black faithful as the Aggies used a season-ending 28-6 win over Oklahoma as a springboard to a dominating bowl performance.



Oklahoma A&M sophomore tailback whiz Bob Fenimore, the nation's total offense leader, lived up to All-America billings as the Cowboys bounced the local team from TCU, 34-0, in the third-largest margin of victory in Cotton Bowl history. Fenimore scored on runs of one and seven yards and completed 6-of-13 passes for 136 yards. Fullback Jim Spavital powered his way for 120 yards, including a 52-yard scoring bolt.

Meanwhile, the Poke defense smothered TCU, not allowing the Horned Frogs past midfield until the second half. Coach Jim Lookabaugh's muscular single-wing offense harvested 494 yards of total offense, while TCU could manage only 105. In the fourth period, A&M's reserves took over with Joe Thomas and Mack Creager adding touchdowns on short plunges.

The Aggies finished the year with an 8-1 record. It was their best win total since the 1932 squad won nine games.

Fenimore, Neill Armstrong (who would later coach the Chicago Bears) and tackle Ralph Foster were all Aggies who were named as the game's outstanding players. Fenimore was inducted into the Cotton Bowl Hall of Fame in the spring of 2007.

Score by Quarters	1	2	3	4	Score
Oklahoma A&M	14	0	7	13	34
TCU	0	0	0	0	0

Scoring Plays

Team	Scoring Play
A&M	Fenimore 1 run (Creager kick)
A&M	Spavital 52 run (Creager kick)
A&M	Fenimore 8 run (Creager kick)
A&M	Thomas 1 run (Creager kick)
A&M	Creager 1 run (kick failed)

	OAMC	TCU
FIRST DOWNS	20	5
RUSHES-YARDS (NET)	60-295	27-74
PASSING YDS (NET)	199	31
Passes Att-Comp-Int	17-9-1	10-3-3
TOTAL OFFENSE PLAYS-YARDS	77-494	37-105
Punts (Number-Avg)	6-26.3	8-34.3
Fumbles-Lost	1-1	2-1
Penalties-Yards	7-75	5-25

Rushing: Oklahoma A&M: Fenimore 21-178, Spavital 18-120, Hankins 9-57, Thomas 7-25, Creager 5-16, Stafford 2-7, Connor 1-6, Moore 1-3, Karraker 1(-2). TCU: Ruff 7-35, Mason 8-26, Busby 1-12, Cox 1-4, Jackson 3-4, Hadaway 7(-7)

Passing: Oklahoma A&M: Fenimore 6-13-1, 136; Thomas 2-2, 54. TCU: Hadaway 3-6-1, 31; Cox 0-3-1, 0; Busby 0-1

Receiving: Oklahoma A&M: Hankins 4-103, Creager 2-54, Moore 1-17, Armstrong 1-6, Thomas 1-9. TCU: Jackson 1-34, Ruff 1(-1), Gaxxen 1(-2)

Punting: Oklahoma A&M: Fenimore 5-28.8, Conner 1-14

1946 Sugar Bowl January 1, 1946 | New Orleans

St. Mary's
Oklahoma A&M

13
33

NEW ORLEANS - A capacity crowd of 75,000 gathered to watch the battle of All-Americans, Oklahoma A&M's Bob "Blond Bomber" Fenimore and St. Mary's "Squirmin'" Herman Wedemeyer.



Wedemeyer's 46-yard touchdown pass to Dennis O'Conner opened the scoring, but Fenimore matched it with a 29-yard scoring toss to Cecil Hankins as the first quarter ended. Fenimore's short plunge gave A&M the lead for keeps, but just before the half, Wedemeyer lateralled to Fred DeSalvo, who weaved his way through Aggie defenders 44 yards for a touchdown. The conversion missed, and A&M led at halftime.

While the Cowboy passing game was off, the ground game produced another Fenimore TD plunge in the third period, and Jim Reynolds opened the fourth stanza by leaping a yard for a score. Reynolds winged a 20-yard TD pass to Joe Thomas in the final minutes to end the wild scoring derby.

In his battle with Wedemeyer, Fenimore got the best of the total offense struggle, netting 206 yards in 36 plays while Wedemeyer had 184 yards in 25 plays. Fenimore also punted four times for an average of 53.2 yards.

Score by Quarters	1	2	3	4	Score
St. Mary's	7	6	0	0	13
Oklahoma A&M	7	7	6	13	33

Scoring Plays

- 1st - 8:40 - SMC - O'Connor 46 pass from Wedemeyer (Wedemeyer kick)
- 1st - 6:45 - A&M - Hankins 29 pass from Fenimore (Reynolds kick)
- 2nd - 11:55 - A&M - Fenimore 1 run (Reynolds kick)
- 2nd - 9:20 - SMC - DeSalvo 44 run (PAT attempt failed)
- 3rd - 0:00 - A&M - Fenimore 1 run (PAT attempt failed)
- 4th - 4:10 - A&M - Reynolds 1 run (Reynolds kick)
- 4th - 0:00 - A&M - Thomas 20 pass from Reynolds

OAMC SMC

FIRST DOWNS	15	8
RUSHING YARDS (NET)	217	61
PASSING YDS (NET)	112	177
Passes Att-Comp-Int	13-6-4	24-11-2
TOTAL OFFENSE YARDS	329	238
Punts (Number-Avg)	4-47.2	5-43.8
Fumbles-Lost	0	2
Penalties-Yards	45	35

1949 Delta Bowl January 1, 1949 | Memphis, Tenn.

William & Mary
Oklahoma A&M

20
0

MEMPHIS, Tenn. - Only 15,069 fans braved chilling weather in Crump Stadium as the William and Mary Indians made the most of Oklahoma A&M's mistakes for a 20-0 win in the second and final Delta Bowl.



The Indians never got outside their own 36-yard-line in the first half, but quarterback Tommy Korshcowski passed 12 yards to Lou Hoitsma in the third period for a touchdown. A Cowboy fumble set the stage for Korshcowski's 22-yard scoring aerial to Jack Bruce in the fourth period.

With A&M driving, Indian tackle Lou Creekmur picked off a deflected Bob Carey pass and rumbled 70 yards for the game's last tally. Jack Cloud was the only Indian rusher of the day, gaining 78 yards in 14 tries while Kenny Roof had 63 in seven cracks for the Aggies.

Score by Quarters	1	2	3	4	Score
William & Mary	0	0	6	14	20
Oklahoma A&M	0	0	0	0	0

Scoring Plays

- 3rd - 0:35 - W&M - Hoitsma 12 yd pass from Korshcowski (PAT failed)
- 4th - 14:54 - W&M - Bruce yd 22 pass from Korshcowski (Rex kick)
- 4th - 3:40 - W&M - Creekmur 70 yd interception return (Rex kick)

	OAMC	WM
FIRST DOWNS	10	7
RUSHING YARDS (NET)	161	161
PASSING YDS (NET)	68	56
Passes Att-Comp-Int	27-6-2	12-5-2
TOTAL OFFENSE PLAYS-YARDS	229	211
Punt Returns-Yards	10-122	2-18
Kickoff Returns-Yards	4-29	3-27
Interception Returns-Yards	0-0	1-12
Punts (Number-Avg)	9-43	12-43
Fumbles Lost	1	1
Penalties-Yards	5-55	6-70

Rushing: Oklahoma A&M-Grimes 11-18; Meinert 13-38; Aldridge 6-14; K. Roof 7-63

Passing: Oklahoma A&M-Hartman 2-11-20; Cook 0-7-0; Carey 4-9-48. William & Mary: Korschcowski 5-12-2-56

Receiving: Oklahoma A&M-Loyd 3-35; Long 3-23; Aldridge 1-10. William & Mary-Hoitsma 1-12; Cloud 2-12; Bruce 3-32

Bowl Recaps

1958 Bluegrass Bowl December 13, 1958 | Louisville, Ky.

Oklahoma State	15
Florida State	6

LOUISVILLE, Ky. - Playing on a baseball diamond and in tennis shoes, Oklahoma State's ground game, behind Duane Wood and Forrest Campbell, staked the Pokes to a 15-point lead, and a rock-ribbed defense surrendered only a late TD pass from Joe Majors to Carl Meyer.



Wood scored both OSU touchdowns on rushes of one and 17 yards. But Campbell, who netted 130 yards on 26 carries, was chosen outstanding player of the game. Dick Soergel engineered the OSU offense while Vandiver Childs, Jim Howard, Sonny Keys, John Calvin and Fred Latham manned a mauling Cowpoke defense.

The game was televised over ABC-TV with Harry Wismer handling the play-by-play duties and Howard Cosell providing color commentary. Only 7,000 frigid fans turned out for the first and last edition of the Bluegrass Bowl.

Score by Quarters	1	2	3	4	Score
Oklahoma State	0	7	8	0	15
Florida State	0	0	0	6	6

Scoring Plays

2nd - 14:31 - OSU - D. Wood, 17 run (J. Wood kick)
3rd - 0:07 - OSU - D. Wood, 1 run (D. Wood from Soergel)
4th - 13:52 - FSU - Meyer, 39 pass from Majors (run failed)

	OSU	FSU
FIRST DOWNS	23	12
RUSHES-YARDS (NET)	298	100
PASSING YDS (NET)	77	185
Passes Att-Comp-Int	12-6-1	22-9-4
TOTAL OFFENSE PLAYS-YARDS	375	285
Punts (Number-Avg)	5-30.0	2-30.0
Fumbles Lost	1	2
Penalties-Yards	65	25

Rushing: Oklahoma State-Campbell, 26-130; Wood, 17-81, 2 TD; Wiggins, 12-59; Banfield, 7-34; Soergel 1-12; Rundle 3-7; Cross 1-3; Sewell 4-3; Wagner 1-1. Florida State-Pickard 14-44; Prinzi 7-30; Renn 2-13; Majors 3-12; Whitehead 1-3; McCormick 1-0

Passing: Oklahoma State-Soergel, 6-12-77; Florida State-Majors 5-9-116; Prinzi 4-13-69

Receiving: Oklahoma State-Wiggins, 2-38; D. Wood, 2-23; J. Wood, 1-9; Harkley, 1-7. Florida State-Romeo 3-62; Renn 2-46; Meyer 1-39; Emens 2-22; Pasquale 1-16

1974 Fiesta Bowl December 28, 1974 | Tempe, Ariz.

Oklahoma State	16
Brigham Young	6

TEMPE, Ariz. - A slow-starting offense aided by a spunky defense lifted OSU to a 16-6 verdict over Brigham Young, champs of the WAC.



State didn't get a first down in the opening quarter as the Cougars posted a pair of field goals. Midway in the second period Charlie Weatherbie pitched to Kenny Walker, who scored from 12 yards out. OSU made three deep drives in the third period but settled for a single field goal, a 42-yarder by Abby Daigle.

After subduing a fourth-quarter Cougar drive at the OSU 28, the Pokes wedged their way past midfield in a time-consuming drive. Leonard Thompson then lofted the halfback pass to split end Gerald Bain for 40 yards and the clinching score.

State's Phillip Dokes decked Cougar quarterback Gary Shiede late in the first period with a jarring tackle which dampened BYU hopes but understudy Mark Giles almost bailed the Cougars out of trouble with his fourth-quarter efforts. Dokes picked up the outstanding defensive player trophy and Walker was chosen top offensive player as OSU dominated play in the second half.

Score by Quarters	1	2	3	4	Score
Oklahoma State	0	7	3	6	16
BYU	6	0	0	0	6

Scoring Plays

1st - 9:34 - BYU - Uselman, 30 FG
1st - 0:33 - BYU - Uselman, 43 FG
2nd - 0:46 - OSU - Walker, 12 run (Daigle kick)
3rd - 2:54 - OSU - Daigle, 42 FG
4th - 3:42 - OSU - Bain, 40 pass from Thompson (kick failed)

	OSU	BYU
FIRST DOWNS	14	17
RUSHES-YARDS (NET)	55-147	36-120
PASSING YDS (NET)	77	181
Passes Att-Comp-Int	18-7-0	31-15-3
TOTAL OFFENSE PLAYS-YARDS	73-224	67-301
Punt Returns-Yards	4-13	2-3
Kickoff Returns-Yards	1-15	1-17
Punts (Number-Avg)	7-41.9	6-41.8
Fumbles-Lost	6-0	3-1
Penalties-Yards	12-84	9-66
Possession Time	31:45	28:15

Rushing: Oklahoma State-Walker 7-35, TD; Nelms, 6-32; Turner, 9-27; Thompson, 9-22; Burk 4-6; Miller 1-minus 1; Bain 1-minus 8; Derrick 3-10. BYU-Blanc 19-55; Mahoney 6-31; Christenson 1-1; Giles 10-33.

Passing: Oklahoma State-Thompson, 1-1-0-40; Weatherbie, 4-13-0-21; Burk, 2-4-0-16. BYU-Sheide 5-4-0-43; Giles 26-11-3-138.


Receiving: Oklahoma State-Bain 2-48; Boyer 2-12; Lisle 1-10; Walker 1-6; Thompson 1-1. BYU-Betham 2-28; Toolson 3-36; Mahoney 1-7; Blanc 4-36; Christenson 2-24; LaBue 3-50

Interceptions: Oklahoma State-Buck 1-13; Allen 1-15; Meyers 1-23. BYU-None

1976 Tangerine Bowl December 19, 1976 | Orlando, Fla.

Brigham Young	21
Oklahoma State	49

ORLANDO, Fla. - Billed as a showdown between Brigham Young pass-happy quarterback Gifford Nielsen and Oklahoma State running back Terry Miller, the Cowboy defense and Miller were the stand-outs in a 49-21 triumph for Oklahoma State.



Nielsen was intercepted four times, with defensive lineman Chris Dawson returning one 36 yards for a TD.

Meanwhile, Miller ran wild for 173 yards and had scoring jaunts of 78, 6, 3 and 1 yards. The Cowboys rolled up 402 yards total offense, including 375 on the ground, to rout BYU. Cowboy running back Robert Turner supported Miller's running with 80 yards on 22 attempts and a TD, and All-America tackle Phillip Dokes led a parade of OSU defenders that kept constant pressure on Nielsen.

Score by Quarters	1	2	3	4	Score
BYU	0	14	7	0	21
Oklahoma State	7	21	21	0	49

Scoring Plays

OSU Dawson, 36 INT Ret. (Daigle kick)
BYU Christensen, 1 run (D. Taylor kick)
OSU Weatherbie, 2 run (Daigle kick)
OSU Miller, 3 run (Daigle kick)
BYU Thompson, 27 pass from Nielson (D. Taylor kick)
OSU Miller, 78 run (Daigle kick)
BYU Lowry, 102 KO Ret. (D. Taylor kick)
OSU R. Turner, 1 run (kick failed)
OSU Miller, 6 run (Lisle pass from Weatherbie)
OSU Miller, 1 run (Daigle kick)

	BYU	OSU
FIRST DOWNS	14	18
RUSHES-YARDS (NET)	26-46	70-375
PASSING YDS (NET)	209	27
Passes Att-Comp-Int	34-23-4	10-2-0
TOTAL OFFENSE PLAYS-YARDS	60-255	80-402
Punt Returns-Yards	2-30	0-0
Kickoff Returns-Yards	8-204	4-42
Interception Returns-Yards	0-0	4-110
Punts (Number-Avg)	5-40.8	5-34.4
Fumbles-Lost	3-1	4-2
Penalties-Yards	6-67	7-56

Rushing: Oklahoma State-Miller 23-173; Turner 22-80; Weatherbie 11-28; Dindy 7-68; Bailey 3-23; Taylor 2-minus 2; Lisle 1-8; Berry 1-minus 3. BYU-Blanc 8-31; Nielsen 6-6; Christensen 6-6; Lowry 4-7; Chronister 1-minus 4; Gourley 1-0.

PASSING: Oklahoma State-Weatherbie 1-9-0-27; Parsley 1-1-0-0. BYU-Nielson 23-34-1-209.

Receiving: Oklahoma State-Lisle 2-27.

Interceptions: Oklahoma State-Dawson 1-36; Irons 1-44; Kirven 1-14; Cramer-16. BYU-0-0

Bowl Recaps

1981 Independence Bowl December 12, 1981 | Shreveport, La.

Texas A&M
Oklahoma State

33
16

SHREVEPORT, La. - Oklahoma State's nationally-ranked defense did its job for a while, but Texas A&M opened up late in the first half to score two quick touchdowns and went on to hand the Cowboys just their second bowl loss, 33-16, in the Independence Bowl.



OSU's opportunistic offense turned an Aggie fumble into a 7-0 lead only minutes into the game. Defensive back Pete DiClementi recovered a fumble for the Pokes on A&M's 25, and running back Ernest Anderson got the score several plays later on a one-yard plunge.

The Aggies responded with the first of four David Hardy field goals to cut the margin to 7-3, but all-Big Eight kicker Larry Roach put OSU back up by seven, 10-3, with a 43-yarder of his own. Midway through the second period, Hardy closed the margin to 10-6, and moments later the Aggies scored two lightning quick cross-country aerial touchdowns to move to a 20-10 halftime lead.

Two Hardy field goals upped that lead to 26-10 before the Cowboys drove 66 yards for Vince Orange's five-yard TD burst. OSU was crippled by injuries to several running backs during the contest, and A&M showed its versatility with 223 rushing yards and 225 passing yards before a record 47,300. Linebacker Mike Green led OSU's defense and was voted outstanding defensive player.

Score by Quarters	1	2	3	4	Score
Texas A&M	3	17	3	10	33
Oklahoma State	10	0	0	6	16

Scoring Plays

1st - 12:58 - OSU - Anderson, 1 run (Roach kick)
 1st - 5:13 - TAMU - Hardy, 33 FG
 1st - 0:46 - OSU - Roach, 42 FG
 2nd - 6:39 - TAMU - Hardy, 32 FG
 2nd - 2:45 - TAMU - J. Williams, 50 pass from Kubiak (Hardy kick)
 2nd - 0:43 - TAMU - J. Williams, 38 pass from Kubiak (Hardy kick)
 3rd - 1:15 - TAMU - Hardy, 50 FG
 4th - 8:16 - TAMU - Hardy, 18 FG
 4th - 6:32 - OSU - Orange, 5 run (pass failed)
 4th - TAMU - 1:32 - Hector, 4 run (Hardy kick)

	OSU	TAMU
FIRST DOWNS	16	23
RUSHES-YARDS (NET)	34-70	58-223
PASSING YDS (NET)	187	225
Passes Att-Comp-Int	35-14-1	21-15-0
TOTAL OFFENSE PLAYS-YARDS	69-257	79-448
Fumble Returns-Yards	0-0	0-0
Punt Returns-Yards	1-8	2-1
Kickoff Returns-Yards	7-154	3-37
Interception Returns-Yards	0-0	1-0

Punts (Number-Avg)	6-40.3	3-42.0
Fumbles-Lost	3-1	4-2
Penalties-Yards	3-34	6-60
Possession Time	23:53	36:07

RUSHING: Oklahoma State-Jones 14-37; Anderson 5-26; Young 1-14; Orange 5-8; Hammond 1-2; Hilger 8-minus 11. Texas A&M-Jackson 22-123; Hector 18-45; Kubiak 11-34; Sanders 7-21.

PASSING: Oklahoma State-Hilger 14-35-1-187. Texas A&M-Kubiak 15-20-0-225; Hector 0-1-0-0.

RECEIVING: Oklahoma State-Cromer 5-73; Young 4-45; Franks 2-39; Chesley 2-18; Ingram 1-12. Texas A&M-Williams 5-118; Whitwell 3-43; Jones 2-24; Hector 2-10; Lewis 1-17; Sanders 1-10; Jackson 1-3.

INTERCEPTIONS: Oklahoma State-None. Texas A&M-

FUMBLES LOST: Oklahoma State-Hilger; Texas A&M-Kubiak; Hector

1983 Bluebonnet Bowl December 31, 1983 | Houston

Baylor
Oklahoma State

14
24

HOUSTON - Quarterback Rusty Hilger and tailback Ernest Anderson sparked Oklahoma State past Baylor, 24-14, as a near-sellout crowd of 50,090 in the Astrodome watched the 25th Bluebonnet Bowl.



Anderson carried the ball 27 times for 143 yards and a touchdown while Hilger completed 12-of-17 for 137 yards and a pair of touchdowns to ignite the Oklahoma State win. Hilger, who was later named MVP, left the game late in the first half with a slight concussion. He didn't return but Anderson's nifty running and another strong performance by the Cowboy defense kept Baylor at bay.

OSU held the Bears to just 134 yards on the ground and the Cowboy secondary picked off two passes to help seal the win. Touchdown passes from Hilger to Malcolm Lewis and Jamie Harris and a one-yard scoring run by Anderson gave OSU a 21-0 advantage before Baylor got on the scoreboard late in the first half.

The Pokes added a Larry Roach field goal in the first half while Baylor found the endzone an additional time in the second to complete the scoring.

Score by Quarters	1	2	3	4	Score
Baylor	0	7	0	7	14
Oklahoma State	6	18	0	0	24

Scoring Plays

1st - 8:45 - OSU - Lewis 12 yd pass from Hilger (kick failed)
 2nd - 14:58 - OSU - Anderson 1 yd run (Hilger pass to Lewis)
 2nd - 6:02 - OSU - Harris 26 yd pass from Hilger (Roach kick)
 2nd - 1:21 - BU - McNeil 12 yd pass from Carlson (Jimmerson kick)
 2nd - 0:21 - OSU - Roach 44 yd field goal
 4th - 5:07 - BU - Anderson 28 yd pass from McNeil (Jimmerson kick)

	OSU	BU
FIRST DOWNS	19	18
RUSHES-YARDS (NET)	34-134	45-178
PASSING YDS (NET)	245	187
Passes Att-Comp-Int	32-16-2	30-17-1
TOTAL OFFENSE PLAYS-YARDS	66-379	75-365
Fumble Returns-Yards	0-0	0-0
Punt Returns-Yards	3-18	2-15
Kickoff Returns-Yards	3-27	2-1
Interception Returns-Yards	1-30	2--2
Punts (Number-Avg)	5-42.0	6-39.0
Fumbles-Lost	0-0	2-1
Penalties-Yards	4-40	7-55
Possession Time	23:59	36:01
Third-Down Conversions	6 of 14	7 of 18
Fourth-Down Conversions	0 of 1	1 of 2
Sacks By: Number-Yards	0-0	5-31

RUSHING: Baylor-Anderson 21-103; Rice 4-28; Davis 1-17; Sargent 2-8; Carlson 1-minus 2; Muecke 5-minus 20. Oklahoma State-Anderson, Ernest 27-143; Jones, Shawn 13-32; Price, Arthur 3-5; Cook, Kelly 1-2; Hilger, Rusty 1-minus 4.

PASSING: Baylor-Carlson 7-17-1-65; Muecke 8-14-1-152; Anderson 1-1-0-28. Oklahoma State-Hilger, Rusty 12-17-0-137; Jackson, Ike 5-13-1-50.

RECEIVING: Baylor-McNeil 10-163; Davis 4-64; Conrad 1-14; Sargent 1-4. Oklahoma State-Chesley, John 5-54; Lewis, Malcolm 5-46; Harris, Jamie 3-69; Charles Crawford 3-9; Anderson, Ernest 1-9.

INTERCEPTIONS: Baylor-Lewis 1-30. Oklahoma State-Hinds, Adam 1-0; Spencer, James 1-minus 2.


FUMBLES: Baylor-None. Oklahoma State-Anderson, Ernest 1-1; Charles Crawford 1-0.

1984 Gator Bowl December 28, 1984 | Jacksonville, Fla.

Oklahoma State
South Carolina

21
14

JACKSONVILLE, Fla. - After South Carolina overcame a 13-point Oklahoma State lead, the Cowboys stormed 88 yards to score the decisive touchdown on a bruising, 25-yard Rusty Hilger-to-tight end Barry Hanna pass play with just over a minute left in the game to hand OSU a 21-14 victory before a record crowd of 82,138 in the 40th Annual Gator Bowl.



Hanna, who scored his only touchdown of the season on that play, banged off two tacklers and carried a few more into the end zone with him as he tip-toed down the sideline for the game-saving score.

Earlier in the game, the Cowpokes bullied their way to a 13-0 lead. Freshman tailback Thurman Thomas, the game's MVP when he rushed for 155 yards and a touchdown and passed for a TD, leaped over from one yard out at the end of O-State's first possession. Then, early in the second quarter when it appeared the Gamecocks had stalled the Cowpokes at the Carolina six-yard line,

Bowl Recaps

Thomas took a Hilger pitch, ran right and suddenly stopped and threw back left to a wide open Hilger for the score. The conversion attempt was wide and it was a play to haunt the Pokes until Hanna's heroics.

Carolina regained the lead quickly in the third quarter on aerial bombs of 24 and 57 yards, but the rest of the time the stubborn Cowboy defense kept the Gamecock attack in a fog. OSU's final drive was endangered only once, that on a fourth-and-sixth situation at midfield, but Hilger hit the reliable Hanna for 13 yards to the Carolina 36. Hilger mixed up the defense beautifully by sending Thomas up the middle on a draw play for 11 yards and then came heart-stopping magic on the TD pass to Hanna.

Score by Quarters	1	2	3	4	Score
Oklahoma State	7	6	0	8	21
South Carolina	0	0	14	0	14

Scoring Plays

- 1st - 8:16 - OSU - Thomas 1 yd run (Roach kick)
- 2nd - 9:39 - OSU - Hilger 6 yd pass from Thomas (Team rush failed)
- 3rd - 7:36 - USC - Wade 24 yd pass from Lewis (Hagler kick)
- 3rd - 2:44 - USC - Hillary 57 yd pass from Hold (Hagler kick)
- 4th - 1:04 - OSU - Hanna 25 yd pass from Hilger (Harris pass from Hilger)

	OSU	USC
FIRST DOWNS	22	14
RUSHES-YARDS (NET)	43-172	42-104
PASSING YDS (NET)	211	194
Passes Att-Comp-Int	42-25-1	21-8-1
TOTAL OFFENSE PLAYS-YARDS	85-383	63-298
Fumble Returns-Yards	0-0	0-0
Punt Returns-Yards	0-0	2-3
Kickoff Returns-Yards	0-0	3-52
Interception Returns-Yards	1-34	1-0
Punts (Number-Avg)	5-35.6	7-41.7
Fumbles-Lost	2-0	6-3
Penalties-Yards	3-21	5-38
Possession Time	34:28	25:32
Third-Down Conversions	9 of 18	7 of 17
Fourth-Down Conversions	0 of 0	0 of 0
Sacks By: Number-Yards	3-18	1-1

RUSHING: Oklahoma State-Thomas, Thurman 32-155; Hilger, Rusty 7-11; Zachary, Ken 1-2; Timmons, Will 1-2; Crawford, C. 2-2. South Carolina-Lewis 6-36; Hold 18-33; Dendy 13-20; Smith 2-12; Brown 3-3.

PASSING: Oklahoma State-Hilger, Rusty 24-41-1-205; Thomas, Thurman 1-1-0-6. South Carolina-Hold 7-20-1-170; Lewis 1-1-0-24.

RECEIVING: Oklahoma State-Hanna, Barry 8-92; Lewis, Malcolm 3-33; Wemer, Terry 3-24; Thomas, Thurman 3-3; Harris, Jamie 2-18; Zachary, Ken 2-16; Riley, Bobby 2-9; Crawford, C. 1-10; Hilger, Rusty 1-6. South Carolina-Hillary 2-75; Poole 1-45; Wade 1-24; Corley 1-16; Dendy 1-14; Bacon 1-12; Brown 1-8.

INTERCEPTIONS: Oklahoma State-Williams, Demise 1-34. South Carolina-Gilliard 1-0.


FUMBLES: Oklahoma State-Crawford, C. 1-0; Williams, Demise 1-0. South Carolina-Hold 3-1; Lewis 2-2; Brown 1-0.

1985 Gator Bowl

December 30, 1985 | Jacksonville, Fla.

Oklahoma State	23
Florida State	34

JACKSONVILLE, Fla. - The 17th-ranked Florida State Seminoles sprinted out to an early 13-point margin before No. 18 Oklahoma State got untracked, and despite a third-quarter surge, the Seminole aerial attack was too much as the Cowboys dropped a 34-23 decision in front of a bi-partisan crowd of 79,417 in the 41st annual Gator Bowl.



In what was touted as an explosive FSU offense versus a stingy OSU defense, FSU coach Bobby Bowden decided to go with a freshman quarterback and a third-string senior tailback just two weeks prior to the game. The decision proved effective as the Seminoles exploded for 569 total yards, 231 on the ground and 338 through the air.

FSU stunned the Pokes with a 45-yard pass on the first play of the game and threw for 214 yards in the opening half. The Seminoles took a 27-3 lead into the middle of the third quarter but OSU put a pair of quick touchdowns on the board to cut the deficit to 27-17.

Following a blocked punt by OSU freshman Milton Cockrell a comeback seemed possible. However, the Cowboys could not mount a drive and were forced to punt.

Florida State MVP quarterback Chip Ferguson then went to work again and nine plays later finalized the scoring on a one-yard keeper. OSU, losing for only the third time in ten postseason appearances, totaled 369 yards, but saw sophomore sensation Thurman Thomas limited to just 97 yards on 26 carries.

Score by Quarters	1	2	3	4	Score
Oklahoma State	0	0	17	6	23
Florida State	3	10	14	7	34

Scoring Plays

- 1st - 2:28 - FSU - Schmidt 23 yd field goal
- 2nd - 2:31 - FSU - Gainer 31 yd pass from Ferguson (Schmidt kick)
- 2nd - 0:02 - FSU - Schmidt 39 yd field goal
- 3rd - 9:46 - OSU - Dennis 33 yd field goal
- 3rd - 6:02 - FSU - C. Jones 3 yd rush (Schmidt kick)
- 3rd - 4:51 - FSU - Gainer 19 yd pass from Ferguson (Schmidt kick)
- 3rd - 2:52 - OSU - Thomas 29 yd pass from Williams (Dennis kick)
- 3rd - 1:19 - OSU - Williams 12 yd pass from Thomas (Dennis kick)
- 4th - 10:43 - FSU - Ferguson 1 yd run (Schmidt kick)
- 4th - 0:10 - OSU - Dykes 31 yd pass from Williams (pass failed)

	OSU	FSU
FIRST DOWNS	23	31
RUSHES-YARDS (NET)	35-106	41-231
PASSING YDS (NET)	263	338
Passes Att-Comp-Int	44-22-2	43-20-1

TOTAL OFFENSE PLAYS-YARDS	79-369	84-569
Fumble Returns-Yards	1-17	0-0
Punt Returns-Yards	2-20	3-25
Kickoff Returns-Yards	5-89	4-68
Interception Returns-Yards	1-0	2-44
Punts (Number-Avg)	7-35.9	4-47.5
Fumbles-Lost	1-0	3-2
Penalties-Yards	3-27	9-110
Possession Time	31:49	28:11
Third-Down Conversions	6 of 18	6 of 16
Fourth-Down Conversions	0 of 0	0 of 0
Sacks By: Number-Yards	1-6	2-8

RUSHING: Oklahoma State-Thomas, Thurman 26-97; Timmons, Will 2-11; Dykes, Hart Lee 1-1; Williams, Ronnie 6-minus 3. Florida State-Smith, T. 24-201; Jones, C. 6-18; Floyd 2-8; Ross 2-7; White, R. 1-1; Ferguson 6-minus 4.

PASSING: Oklahoma State-Williams, Ronnie 21-43-2-251; Thomas, Thurman 1-1-0-12. Florida State-Ferguson 20-43-1-338.

RECEIVING: Oklahoma State-Dykes, Hart Lee 8-104; Wemer, Terry 4-30; Riley, Bobby 3-49; Thomas, Thurman 3-44; Dillard, J.R. 2-13; Williams, Ronnie 1-12; Luper, Curtis 1-11. Florida State-Gainer 7-148; Carter, P. 5-81; White, R. 4-87; Smith, T. 2-8; Panton 1-10; Brown 1-4.

INTERCEPTIONS: Oklahoma State-Gilliam, Melvin 1-0. Florida State-Sanders, Deion 1-28; Sanders, Tracy 1-16.


FUMBLES: Oklahoma State-Thomas, Thurman 1-0. Florida State-Smith, T. 1-1; Ross 1-0; Ferguson 1-1.

1987 Sun Bowl

December 25, 1987 | El Paso, Texas

Oklahoma State	35
West Virginia	33

EL PASO, Texas - In one of the most entertaining postseason games of the year, Oklahoma State rallied to defeat West Virginia 35-33 in the snow of the 1987 John Hancock Sun Bowl.



The heroes for Oklahoma State were many but the list was topped by tailback Thurman Thomas who rushed for 157 yards on 33 carries and scored four touchdowns. It was a fitting way for the Cowboy All-American to end his collegiate career. He was named MVP of the bowl and played in front of a national television audience on CBS.

It wasn't easy for OSU, however. The Cowboys scored first on a five-yard run by Thomas, set up by a long Mike Gundy-to-Hart Lee Dykes pass play. West Virginia tied it 7-7 later in the first quarter, but OSU came back to take the lead 14-7 on a nine-yard run by Thomas.

The OSU lead was short-lived. West Virginia scored two touchdowns and a field goal in the second quarter that went unanswered by Oklahoma State and the Mountaineers led 24-14 at the half.



Bowl Recaps

The Cowboys took the lead with 1:43 left in the third quarter on a six-yard pass from Gundy to J.R. Dillard and the successful PAT made it 28-27. The Cowboys took a 35-27 lead in the fourth quarter on a four-yard run by Thomas. O-State had to hold one more time, however, as West Virginia drove for a touchdown with just 1:13 left. OSU defender Shawn Mackey's goal line tackle on the two-point conversion try stopped West Virginia from tying the game in the final minute.

Score by Quarters	1	2	3	4	Score
Oklahoma State	14	0	14	7	35
West Virginia	7	17	3	6	33

Scoring Plays

- 1st - 13:28 - OSU - Thomas 5 yd run (Blanchard kick)
- 1st - 8:49 - WVU - Brown 1 yd run (Baumann kick)
- 1st - 5:16 - OSU - Thomas 9 yd run (Blanchard kick)
- 2nd - 13:56 - WVU - Brown 5 yd run (Baumann kick)
- 2nd - 5:40 - WVU - Baumann 33 yard field goal
- 2nd - 4:54 - WVU - Warren 23 yd INT return (Baumann kick)
- 3rd - 11:25 - OSU - Thomas 4 yd run (Blanchard kick)
- 3rd - 7:12 - WVU - Baumann 38 yard field goal
- 3rd - 1:43 - OSU - Dillard 6 yd pass from Gundy (Blanchard kick)
- 4th - 5:13 - OSU - Thomas 4 yd run (Blanchard kick)
- 4th - 1:13 - WVU - Taylor 6 yd run (Conversion Failed)

	OSU	WVU
FIRST DOWNS	23	22
RUSHES-YARDS (NET)	47-185	70-331
PASSING YDS (NET)	161	54
Passes Att-Comp-Int	18-12-2	7-2-1
TOTAL OFFENSE PLAYS-YARDS	65-346	77-385
Fumble Returns-Yards	0-0	0-0
Punt Returns-Yards	3-29	0-0
Kickoff Returns-Yards	3-58	4-72
Interception Returns-Yards	1-3	2-23
Punts (Number-Avg)	2-33.0	3-41.0
Fumbles-Lost	0-0	1-0
Penalties-Yards	2-15	8-79
Possession Time	27:31	32:29
Third-Down Conversions	9 of 15	6 of 16
Fourth-Down Conversions	0 of 0	0 of 0
Sacks By: Number-Yards	1-8	0-0

RUSHING: Oklahoma State-Thurman Thomas 33-157; Barry Sanders 6-19; Mike Gundy 8-9. West Virginia-Brown 32-167; Harris 24-103; Taylor 12-58; Napoleon 2-3.

PASSING: Oklahoma State-Mike Gundy 12-18-2-161. West Virginia-Harris 2-7-1-54.

RECEIVING: Oklahoma State-Hart Lee Dykes 3-72; Thurman Thomas 3-20; J.R. Dillard 3-18; Ronnie Williams 1-19; Jarrod Green 1-16; Brian Keith 1-16. West Virginia-Bell 1-45; Winn 1-9.

INTERCEPTIONS: Oklahoma State-Jerry Deckard 1-3; Wade Weller 1-0. West Virginia-Warren 1-23; Wilson 1-0.

FUMBLES: Oklahoma State-None. West Virginia-Harris 1-0.


1988 Holiday Bowl

December 30, 1988 | San Diego

Oklahoma State
Wyoming

62
14

SAN DIEGO - Touted as one of the great offensive showdowns of the '88 season, Oklahoma State and Wyoming found themselves in a 7-7 deadlock at the conclusion of the first quarter of the Sea World Holiday Bowl.



But one set of Cowboys, the group from Stillwater, forged a 17-7 lead at halftime and broke the contest wide open in the third quarter on their way to a 62-14 romp. OSU's high-powered offense was as explosive as ever, as the trio of Heisman winner Barry Sanders, All-American Hart Lee Dykes and Mike Gundy joined forces for the last time in front of a crowd of 60,718 at Jack Murphy Stadium.

Sanders rushed for 222 yards on 29 carries with five touchdowns - all Holiday Bowl records. Dykes broke the Holiday Bowl record for reception yardage, as he caught 10 passes for 163 yards, including a 25-yard strike from Gundy in the fourth quarter. Gundy completed 20-of-24 passes for 315 yards and two touchdowns and caught a 17-yard pass from Sanders to set up another score.

Not only bowl records fell, though. Gundy's 315 yards through the air set a school record, and the Cowboys' 698 yards in total offense was the third-highest output in OSU history. OSU's defense proved to be the biggest surprise of the contest, however, as they allowed Wyoming only 33 yards rushing and 204 yards in total offense. Sim Drain, named the Defensive Player of the Game, had four tackles and two sacks and led the OSU defense to its lowest yardage allowance since 1986.

Score by Quarters	1	2	3	4	Score
Oklahoma State	7	10	28	17	62
Wyoming	7	0	7	0	14

Scoring Plays

- 1st - 10:13 - OSU - Sanders, 33 run (Blanchard kick)
- 1st - 0:50 - WYO - Welniak, 4 run (Fleming kick)
- 2nd - 1:29 - OSU - Sanders, 2 run (Blanchard kick)
- 2nd - 0:01 - OSU - Blanchard, 33 FG
- 3rd - 11:53 - OSU - Parker, 12 pass from Gundy (Blanchard kick)
- 3rd - 8:31 - WYO - Welniak, 4 run (Fleming kick)
- 3rd - 8:13 - OSU - Sanders, 67 run (Blanchard kick)
- 3rd - 3:43 - OSU - Sanders, 1 run (Blanchard kick)
- 3rd - 0:06 - OSU - Sanders, 10 run (Blanchard kick)
- 4th - 12:58 - OSU - Blanchard, 19 FG
- 4th - 6:58 - OSU - Dykes, 25 pass from Gundy (Blanchard kick)
- 4th - 1:13 - OSU - C. Smith, 5 run (Blanchard kick)

	OSU	WYO
FIRST DOWNS	34	14
RUSHES-YARDS (NET)	51-320	30-33
PASSING YDS (NET)	378	171
Passes Att-Comp-Int	29-24-0	32-16-2
TOTAL OFFENSE PLAYS-YARDS	80-698	62-204
Fumble Returns-Yards	0-0	0-0
Punt Returns-Yards	4-20	0-0
Kickoff Returns-Yards	2-22	10-195
Interception Returns-Yards	2-13	0-0
Punts (Number-Avg)	0-0.0	6-37.2
Fumbles-Lost	1-1	1-0
Penalties-Yards	3-35	4-30
Possession Time	33:23	26:37
Third-Down Conversions	9 of 11	7 of 15
Fourth-Down Conversions	0 of 0	0 of 1
Sacks By: Number-Yards	7-35	0-0

RUSHING: Oklahoma State-Sanders, Barry 29-222; Gundy, Mike 6-38; Limbrick, Garrett 8-35; Brown, Vernon 3-12; Smith, Chris 1-5; Wilson, Cecil 2-5; Hudson, Gerald 2-3. Wyoming-Jones 2-19; Gunn 7-19; Bena 2-5; Gibson 2-minus 1; Welniak 15-minus 3; Dawson 2-minus 6.

PASSING: Oklahoma State-Gundy, Mike 20-24-0-315; Smith, Chris 3-3-0-46; Sanders, Barry 1-2-0-17. Wyoming-Welniak 15-30-2-164; Corontzos 1-1-0-7; Fresques 0-1-0-0.

RECEIVING: Oklahoma State-Dykes, Hart Lee 10-163; Sanders, Barry 2-36; Limbrick, Garrett 2-31; Parker, Brent 2-20; Green, Jarrod 2-7; Hudson, Gerald 1-42; Chaplin, Scott 1-17; Gundy, Mike 1-17; Brown, Vernon 1-16; Vice, Vance 1-16; Keith, Lee 1-13. Wyoming-Gibson 4-37; Dussett 3-31; Kilpatrick 3-26; Gilmore 2-30; Wood 2-10; Mack 1-24; Bena 1-13.

INTERCEPTIONS: Oklahoma State-Jones, Marcus 1-13; Gilliam, Melvin 1-0. Wyoming-None.

FUMBLES: Oklahoma State-Green, Jarrod 1-1. Wyoming-Dawson 1-0.


1997 Alamo Bowl

December 30, 1997 | San Antonio

Purdue
Oklahoma State

33
20

SAN ANTONIO - Oklahoma State earned its first postseason appearance since 1988 and a berth opposite Purdue in the Builders Square Alamo Bowl.



It was tight through three quarters before Purdue sprinted past the Cowboys by a 33-20 margin. More than 55,000 were in the Alamo Dome, including 30,000-plus Orange-clad Cowboys fans.

Oklahoma State drew first blood when Tim Sydnies connected on a 34-yard field goal with 5:31 left in the first quarter. The lead was short-lived, however, as Purdue scored on an 18-yard pass from Billy Dicken with 1:19 left in the initial quarter. Another Sydnies field goal brought OSU to within one, 7-6 before Purdue ended the first-half scoring with a field goal of its own and a 10-6 halftime advantage.

Bowl Recaps

The second half opened with the teams trading touchdowns. Purdue scored first at the 12:02 mark on a one-yard run by Dicken. OSU answered with a 21-yard run by Jamaal Fobbs and trailed by a 16-13 margin with nine minutes left in the third. Purdue put the game away with two straight touchdowns and a 37-yard field goal. The Boiler-makers led 33-13 when R.W. McQuarters scored on a 17-yard pass from Tony Lindsay with 55 seconds to play to account for the final margin.

Score by Quarters	1	2	3	4	Score
Purdue	7	3	20	3	33
Oklahoma State	3	3	7	7	20

Scoring Plays

- 1st - 5:31 - OSU - Sydnes 34 FG
- 1st - 1:19 - PUR - Alford 18 pass from Dicken (Ryan kick)
- 2nd - 2:22 - OSU - Sydnes 33 FG
- 2nd - 0:10 - PUR - Ryan 42 FG
- 3rd - 12:02 - PUR - Dicken 1 run (kick failed)
- 3rd - 9:01 - OSU - Fobbs 21 run (Sydnes kick)
- 3rd - 7:34 - PUR - Sutherland 16 run (Ryan kick)
- 3rd - 3:52 - PUR - Daniels 69 pass from Dicken (Ryan kick)
- 4th - 9:12 - PUR - Ryan 37 FG
- 4th - 0:55 - OSU - McQuarters 17 pass from Lindsay (Sydnes kick)

	PURDUE	OSU
FIRST DOWNS	20	24
RUSHES-YARDS (NET)	28-129	37-162
PASSING YDS (NET)	325	206
Passes Att-Comp-Int	36-18-3	35-17-3
TOTAL OFFENSE PLAYS-YARDS	64-454	72-368
Fumble Returns-Yards	0-0	0-0
Punt Returns-Yards	7-95	0-0
Kickoff Returns-Yards	0-0	4-67
Interception Returns-Yards	3-57	3-2
Punts (Number-Avg)	2-45.5	4-44.8
Fumbles-Lost	1-0	2-1
Penalties-Yards	9-81	8-70
Possession Time	25:35	34:25
Third-Down Conversions	6 of 11	5 of 14
Fourth-Down Conversions	0 of 1	1 of 1
Sacks By: Number-Yards	4-19	2-5

RUSHING: Purdue-Dicken 8-43; Watson 13-41; Sutherland 2-38; Haddad 3-9; Graham 1-0; Brees 1-minus 2. Oklahoma State-Fobbs, Jamaal 11-82; Lindsay, Tony 12-61; Aikins, Brian 2-17; Simmons, Nathan 10-11; Chaloupka, Chris 2-minus 9.

PASSING: Purdue-Dicken 18-34-3-325; Brees 0-1-0-0; Alford 0-1-0-0. Oklahoma State-Lindsay, Tony 9-18-2-111; Chaloupka, Chris 8-17-1-95.

RECEIVING: Purdue-Watson 5-102; Alford 4-61; Jones, I. 3-27; Blackman 2-33; Daniels 1-69; Tillman 1-13; Sutherland 1-12; Winston 1-8. Oklahoma State-Brown, Greg 4-52; McQuarters, RW 4-43; Love, Sean 3-35; Steggs, Garrett 2-30; Aikins, Brian 2-27; Fobbs, Jamaal 2-19.

INTERCEPTIONS: Purdue-Beasley 2-57; Bell 1-0. Oklahoma State-Wright, Kenyatta 1-2; McQuarters, RW 1-0; Williams, Kevin (DB) 1-0.

FUMBLES: Purdue-Sutherland 1-0. Oklahoma State-Lindsay, Tony 1-0; Love, Sean 1-1.

2002 Houston Bowl

December 27, 2002 | Houston

Southern Miss	23
Oklahoma State	33

HOUSTON - Rashaun Woods put on a memorable show for Oklahoma State, catching nine passes for 164 yards and a touchdown in a 33-23 victory over Southern Mississippi in the Houston Bowl.



Woods earned Most Valuable Player and Offensive Player of the Game honors, helping the Cowboys complete a memorable season that included victories over Nebraska, Texas A&M and Oklahoma.

Tatum Bell ran for 160 yards on 13 carries, including a 22-yard score with 8:07 to play that gave Oklahoma State the lead for good. Luke Phillips kicked two of his four field goals in the decisive fourth quarter for the Cowboys (8-5).

Trailing 20-13 at the half, Southern Miss (7-6) took its only lead of the game on a 2-yard touchdown run by James Walley and a 30-yard field goal by Curt Jones, his third of the game, in the third quarter. The Cowboys pulled even on the first play of the fourth quarter on Phillips' 28-yard field goal.

Josh Fields threw for 310 yards, and his 33-yard pass to Billy Bajema set up Bell's go-ahead touchdown, which put Oklahoma State back in front 30-23. Following a punt by Southern Mississippi to the Oklahoma State 2, Bell broke off a career-long 88-yard gain to the Golden Eagles 10. Phillips kicked a 24-yarder with 5:15 to play. He also connected from 46 and 52 yards.

Score by Quarters	1	2	3	4	Score
Southern Miss	3	10	10	0	23
Oklahoma State	10	10	0	13	33

Scoring Plays

- 1st - 10:39 - OSU - Denard 3-yard pass from Fields (Phillips kick)
- 1st - 7:50 - OSU - Phillips 46-yard field goal
- 1st - 2:51 - USM - Jones 38-yard field goal
- 2nd - 10:32 - USM - Almond 13-yard run (Jones kick)
- 2nd - 8:05 - OSU - Phillips 52-yard field goal
- 2nd - 2:29 - USM - Jones 24-yard field goal
- 2nd - 1:38 - OSU - Woods 51-yard pass from Fields (Phillips kick)
- 3rd - 11:50 - USM - Walley 2-yard run
- 3rd - 4:13 - USM - Jones 30-yard field goal
- 4th - 14:56 - OSU - Phillips 28-yard field goal
- 4th - 8:07 - OSU - Bell 22-yard run (Luke Phillips kick)
- 4th - 5:15 - OSU - Phillips 24-yard field goal

	USM	OSU
FIRST DOWNS	17	21
RUSHES-YARDS (NET)	43-148	33-194
PASSING YDS (NET)	173	310
Passes Att-Comp-Int	28-11-1	40-21-1

TOTAL OFFENSE PLAYS-YARDS	71-321	73-504
Fumble Returns-Yards	0-0	0-0
Punt Returns-Yards	3-55	5-32
Kickoff Returns-Yards	5-126	4-117
Interception Returns-Yards	1-0	1-7
Punts (Number-Avg)	7-44.1	4-41.5
Fumbles-Lost	1-0	1-1
Penalties-Yards	8-57	10-97
Possession Time	30:32	29:28
Third-Down Conversions	2 of 15	4 of 16
Fourth-Down Conversions	0 of 1	1 of 1
Sacks By: Number-Yards	2-17	4-18

RUSHING: Southern Miss-Walley, James 21-74; Almond, Dustin 17-54; Johnson, Chris 2-16; Harris, Anthony 2-6; TEAM 1-minus 2. Oklahoma State-Bell, Tatum 13-160; Shaw, Seymore 12-37; Fields, Josh 6-1; TEAM 2-minus 4.

PASSING: Southern Miss-Almond, Dustin 11-27-0-173; D'Angelo, Micky 0-1-1-0. Oklahoma State-Fields, Josh 21-40-1-310.

RECEIVING: Southern Miss-Johnson, Chris 5-67; Walley, James 2-45; Browden, Terrel 1-44; Young, Marvin 1-8; Garner, Bobby 1-5; Handy, LeRoy 1-4. Oklahoma State-Woods, Rashaun 9-164; Johnson, Charlie 3-47; Davis-Bryant, Terran 3-37; Lewis, John 2-19; Bajema, Billy 1-33; Lindsay, Gabe 1-8; Denard, Mike 1-3; Bell, Tatum 1-minus 1.

INTERCEPTIONS: Southern Miss-Brooks, Greg 1-0. Oklahoma State-Williams, Darrent 1-7.


FUMBLES: Southern Miss-Almond, Dustin 1-0. Oklahoma State-Fields, Josh 1-1.

2004 Cotton Bowl

January 2, 2004 | Dallas

Oklahoma State	28
Mississippi	31

DALLAS - Eli Manning threw for 259 yards and two touchdowns and ran for another score to lead No. 16 Mississippi to a 31-28 victory over No. 21 Oklahoma State in the Cotton Bowl on Friday.



Manning's 1-yard keeper in the fourth quarter capped a 97-yard drive, and completed a run of 24 straight points by Ole Miss (10-3), which finished with its first 10-win season since 1971. That was just enough to overcome the Cowboys (9-4).

Rashaun Woods caught a 17-yard TD pass to get Oklahoma State to 31-28 with 4:38 left, just four minutes after Vernand Morency's second touchdown run.

Woods set Cotton Bowl records with 11 catches for 223 yards. On the 72-yard drive that ended with Morency's second TD, he caught two passes for 63 yards, both on plays when cornerback Travis Johnson was called for pass interference and still couldn't prevent the catches.

Oklahoma State's Josh Fields set a Cotton Bowl record with 307 yards on 21-of-33 passing. The junior's touchdown gave him 55 in his career,

Bowl Recaps

breaking the school record set by offensive coordinator Mike Gundy (1986-89).

The appearance at the Cotton Bowl was the first for the Cowboys since Jan. 1, 1945 and it marked OSU's first January bowl game since Jan. 1, 1946 when the Cowboys won the Sugar Bowl.

Score by Quarters	1	2	3	4	Score
Oklahoma State	7	7	0	14	28
Mississippi	7	10	7	7	31

Scoring Plays

- 1st - 04:55 - MISS - Turner 16 yd pass from Manning (Nichols kick)
- 1st - 01:17 - OSU - Morency, V. 4 yd run (Phillips, Luke kick)
- 2nd - 11:30 - OSU - Bell, Tatum 3 yd run (Phillips, Luke kick)
- 2nd - 08:14 - MISS - Espy 25 yd pass from Manning (Nichols kick)
- 2nd - 00:15 - MISS - Nichols 33 yd field goal
- 3rd - 07:35 - MISS - Turner 2 yd run (Nichols kick)
- 4th - 12:32 - MISS - Eli Manning 1 yd run (Nichols kick)
- 4th - 08:50 - OSU - Morency, V. 1 yd run (Phillips kick)
- 4th - 04:38 - OSU - Woods 17 yd pass from Fields (Phillips kick)

	OSU	MISS
FIRST DOWNS	22	24
RUSHES-YARDS (NET)	37-110	37-190
PASSING YDS (NET)	307	259
Passes Att-Comp-Int	33-21-0	31-22-1
TOTAL OFFENSE PLAYS-YARDS	70-417	68-449
Fumble Returns-Yards	0-0	0-0
Punt Returns-Yards	1-15	1-21
Kickoff Returns-Yards	3-57	0-0
Interception Returns-Yards	1-4	0-0
Punts (Number-Avg)	3-37.7	3-38.0
Fumbles-Lost	1-0	1-0
Penalties-Yards	6-49	2-20
Possession Time	28:31	31:29
Third-Down Conversions	5 of 13	7 of 12
Fourth-Down Conversions	3 of 4	0 of 0
Red-Zone Scores-Chances	4-4	4-5
Sacks By: Number-Yards	0-0	3-15

RUSHING: Oklahoma State-Morency, V. 15-59; Bell, Tatum 14-46; Willis, Shawn 3-18; Rylant, Sky 1-4; Team 1-minus 2; Fields, Josh 3-minus 15. Mississippi-Tremaine Turner 20-133; Vashon Pearson 12-42; Brandon Jacobs 2-8; Rick Razzano 2-6; Eli Manning 1-1.

PASSING: Oklahoma State-Fields, Josh 21-33-0-307. Mississippi-Eli Manning 22-31-1-259.

RECEIVING: Oklahoma State-Woods, Rashaun 11-223; Woods, D'Juan 4-51; Bell, Tatum 2-14; Lindsay, Gabe 1-7; Bajema, Billy 1-7; Morency, V. 1-5; Willis, Shawn 1-0. Mississippi-Chris Collins 8-75; Kerry Johnson 3-53; Mike Espy 2-47; Lawrence Lilly 2-30; Tremaine Turner 2-19; Bill Flowers 2-11; Vashon Pearson 1-9; L. Townsend 1-8; Taye Biddle 1-7.

INTERCEPTIONS: Oklahoma State-Holland, Jon 1-4. Mississippi-None.


FUMBLES: Oklahoma State-Bell, Tatum 1-0. Mississippi-Tremaine Turner 1-0.

2004 Alamo Bowl

December 29, 2004 | San Antonio

Ohio State	33
Oklahoma State	7

SAN ANTONIO - Justin Zwick, replacing the suspended Troy Smith, threw for 189 yards and a touchdown, and Ted Ginn Jr. and Lydell Ross each scored, leading No. 24 Ohio State to a 33-7 win over Oklahoma State in the 12th annual Alamo Bowl.



Zwick, who lost the starting job to Smith after hurting his shoulder in the sixth game, completed 17 of 27 passes despite a mild hamstring pull.

Ross rushed for 99 yards on 12 carries, and Mike Nugent kicked four field goals for the Buckeyes (8-4) to become the school's career scoring leader.

The Buckeyes took advantage of two early turnovers, and never let the Cowboys (7-5) get anything going offensively.

Oklahoma State quarterback Donovan Woods completed 15 of 34 passes for 137 yards and rushed for another 80 yards. Vernand Morency, one of the nation's top rushers this season, was limited to 24 yards on eight carries.

On the first series, Woods underthrew receiver Chijuan Mack and the pass was picked off by Ohio State linebacker Bobby Carpenter. Three plays later, Zwick hit a diving Anthony Gonzalez with a 23-yard touchdown pass.

After a 37-yard field goal by Nugent, the Cowboys were driving when Woods lost his grip on the ball near midfield while trying to run up the middle. Defensive lineman Joel Penton recovered and Nugent capped the drive with a 35-yard field goal to give Ohio State a 13-0 lead with nearly six minutes remaining in the first quarter.

Score by Quarters	1	2	3	4	Score
Ohio State	13	10	7	3	33
Oklahoma State	0	0	0	7	7

Scoring Plays

- 1st - 12:02 - OHIOST - Gonzalez 23 yd pass from Zwick (Nugent kick)
- 1st - 09:53 - OHIOST - Nugent 37 yd field goal
- 1st - 05:55 - OHIOST - Nugent 35 yd field goal
- 2nd - 10:26 - OHIOST - Ross 1 yd run (Nugent kick)
- 2nd - 04:19 - OHIOST - Nugent 41 yd field goal
- 3rd - 08:13 - OHIOST - Ginn 5 yd run (Nugent kick)
- 4th - 10:44 - OHIOST - Nugent 36 yd field goal
- 4th - 07:29 - OSU - Willis 4 yd run (Ricks kick)

	OSU	OHIOST
FIRST DOWNS	15	19
RUSHES-YARDS (NET)	30-149	42-214
PASSING YDS (NET)	137	189
Passes Att-Comp-Int	35-15-1	27-17-0
TOTAL OFFENSE PLAYS-YARDS	65-286	69-403
Fumble Returns-Yards	0-0	0-0
Punt Returns-Yards	2-1	3-17
Kickoff Returns-Yards	1-15	1-26
Interception Returns-Yards	0-0	1-9
Punts (Number-Avg)	7-41.9	4-42.2
Fumbles-Lost	1-1	1-1
Penalties-Yards	6-45	2-25
Possession Time	25:09	34:51
Third-Down Conversions	4 of 15	7 of 15
Fourth-Down Conversions	1 of 2	0 of 0
Red-Zone Scores-Chances	1-2	5-5
Sacks By: Number-Yards	0-0	1-4

RUSHING: Oklahoma State-Woods, Donovan 12-72; Elliott, P. 3-39; Morency, V. 8-20; Willis, Shawn 2-7; Shaw, Seymore 2-6; Jones, Greg 2-5; Wohlgenuth, J. 1-0. Ohio State-Ross, Lydell 12-99; Joe, Brandon 13-57; Ginn Jr., Ted 8-40; Hall, Maurice 4-9; DeMaria, M. 2-4; Pittman, A. 2-3; Parker, Roshawn 1-2.

PASSING: Oklahoma State-Woods, Donovan 15-34-1-137; Pena, Al 0-1-0-0. Ohio State-Zwick, Justin 17-27-0-189.

RECEIVING: Oklahoma State-Woods, D'Juan 4-40; Frazier, Luke 3-24; Bajema, Billy 2-29; Elliott, P. 2-9; Mack, Chijuan 1-19; Willis, Shawn 1-9; Johnson, C. 1-6; Jones, Greg 1-1. Ohio State-Ginn Jr., Ted 6-78; Holmes, S. 5-47; Nicol, Rory 2-11; Gonzalez, A. 1-23; Schnittker, B. 1-14; Childress, Bam 1-12; Hamby, Ryan 1-4.

INTERCEPTIONS: Oklahoma State-None. Ohio State-Carpenter, B. 1-9.


FUMBLES: Oklahoma State-Woods, Donovan 1-1. Ohio State Joe, Brandon 1-1.

2006 Independence Bowl

December 28, 2006 | Shreveport, La.

Oklahoma State	34
Alabama	31

SHREVEPORT, La. - Oklahoma State's dominating performance was jeopardized by a couple of late mistakes, but OSU still rallied past Alabama for its first bowl win since the 2002 season.



Jason Ricks kicked a 27-yard field goal with 8.9 seconds remaining to give Oklahoma State a 34-31 victory over the Crimson Tide. Dantrell Savage ran for 112 yards and a touchdown and made the key play on the winning drive as he took a screen pass from Bobby Reid for 26 yards on third-and-9 to the Alabama 15 to put Ricks in prime position.

Alabama tried to ice Ricks with three timeouts, but the sophomore sent the kick through the uprights.

OSU - ranked 16th nationally in total offense - outgained Alabama, 419-276. The Cowboys rushed for 207 yards compared to 108 yards for

Bowl Recaps

the Tide. The Cowboys scooped up an Alabama fumble on the Tide's 38-yard line to set up the opening score. Savage ran the final yard to cap a 38-yard drive and make it 7-0 Oklahoma State.

Alabama tied it on an 18-yard touchdown pass from Wilson to Matt Caddell with 3:32 remaining in the first quarter, but OSU went ahead 14-7 on Toston's 4-yard run. The Cowboys stretched their lead to 17-7 on a 28-yard field goal by Ricks. Alabama cut the margin to 17-14 on a 1-yard run by fullback Tim Castille but was unable to stop the Cowboys final drive of the half. Oklahoma State took it 64 yards, capped by a 7-yard run by Toston for a 24-14 lead at the half.

In the third quarter Jamie Christensen kicked a 24 yard field goal to pull Alabama three points closer before Reid hit Adarius Bowman for a 10-yard score to give Oklahoma State a 14 point lead at 31-17. Keith Toston became the first Cowboy true freshman to run for two touchdowns in a bowl game.

Score by Quarters	1	2	3	4	Score
Oklahoma State	7	17	0	10	34
Alabama	7	7	3	14	31

Scoring Plays

- 1st - 09:46 - OSU - Savage 1 yd run (Ricks kick)
- 1st - 03:32 - ALA - Caddell 18 yd pass from Wilson (Christensen kick)
- 2nd - 11:12 - OSU - Toston 4 yd run (Ricks kick)
- 2nd - 06:45 - OSU - Ricks 28 yd field goal
- 2nd - 02:30 - ALA - Castille 1 yd run (Christensen kick)
- 2nd - 00:41 - OSU - Toston 7 yd run (Ricks kick)
- 3rd - 08:39 - ALA - Christensen 24 yd field goal
- 4th - 14:02 - OSU - Bowman 10 yd pass from Reid (Ricks kick)
- 4th - 10:50 - ALA - Arenas 86 yd punt return (Christensen kick)
- 4th - 08:41 - ALA - Smith 2 yd run (Christensen kick)
- 4th - 00:08 - OSU - Ricks 27 yd field goal

	OSU	ALA
FIRST DOWNS	23	18
RUSHES-YARDS (NET)	41-207	34-108
PASSING YDS (NET)	212	168
Passes Att-Comp-Int	30-15-1	33-18-1
TOTAL OFFENSE PLAYS-YARDS	71-419	67-276
Fumble Returns-Yards	0-0	0-0
Punt Returns-Yards	3-0	1-86
Kickoff Returns-Yards	6-116	2-5
Interception Returns-Yards	1-4	1-0
Punts (Number-Avg)	5-35.0	5-36.6
Fumbles-Lost	3-1	3-2
Penalties-Yards	9-77	8-45
Possession Time	28:09	31:51
Third-Down Conversions	5 of 13	9 of 16
Fourth-Down Conversions	2 of 2	0 of 0
Red-Zone Scores-Chances	6-6	4-4
Sacks By: Number-Yards	2-8	1-6

RUSHING: Oklahoma State-Savage, Dantrell 19-112; Toston, Keith 9-58; Reid, Bobby 10-34; Robinson, Zac 1-5; Crosslin, Julius 1-0; TEAM 1-minus 2. Alabama-Jimmy Johns 7-39; Kenneth Darby 10-15; Le'Ron McClain 1-1; Wilson 6-10; Matt Caddell 1-10; Tim Castille 6-9; Keith Brown 1-6; DJ Hall 1-6; Andre Smith 1-2.

PASSING: Oklahoma State-Reid, Bobby 15-29-1-212; Newton, Seth 0-1-0-0. Alabama-Wilson 18-33-1-168.

RECEIVING: Oklahoma State-Pettigrew, Brandon 4-65; Bowman, Adarius 3-50; Savage, Dantrell 3-41; Woods, D'Juan 3-26; Waller, Justin 1-22; Toston, Keith 1-8. Alabama-DJ Hall 5-42; Kenneth Darby

4-30; Matt Caddell 3-33; Nikita Stover 1-17; Tim Castille 1-17; Le'Ron McClain 1-9; Keith Brown 1-7; Travis McCall 1-7; Will Oakley 1-6.

INTERCEPTIONS: Oklahoma State-Woods, Donovan 1-4. Alabama-Simeon Castille 1-0.

FUMBLES: Oklahoma State-Reid, Bobby 1-0; Jones, Grant 1-1; Woods, Artrell 1-0. Alabama-Wilson 1-0; Kenneth Darby 1-1; B. Kilpatrick 1-1.

2007 Insight Bowl

December 31, 2007 | Tempe, Ariz.

Indiana
Oklahoma State

33
49

TEMPE, Ariz. - In a season of full of offensive superlatives, even Oklahoma State fans had to be impressed by the juggernaut the Cowboys put on the field in the Insight Bowl.



OSU scored touchdowns on its first five offensive possessions and generated 322 yards of offense in the first half on its way to a 49-33 victory over Indiana in the Cowboys' second bowl win in two seasons.

Zac Robinson, offensive MVP, ran for 70 yards and passed for 302 in one of the top total offense outputs in Oklahoma State history. Freshman Dez Bryant had 117 receiving yards and two touchdowns in the win.

The Cowboys gouged the Hoosiers with five scoring drives, all less than four minutes in length, to take complete control of the game in the first half.

Score by Quarters	1	2	3	4	Score
Indiana	3	7	7	16	33
Oklahoma State	21	14	7	7	49

Scoring Plays

- 1st - 10:41 - IU - Starr, Austin 43 yd field goal
- 1st - 08:18 - OSU - Savage, Dantrell 3 yd run (Bailey, Dan kick)
- 1st - 04:38 - OSU - Bryant 24 yd pass from Robinson (Bailey kick)
- 1st - 01:41 - OSU - Robinson, Zac 7 yd run (Bailey, Dan kick)
- 2nd - 10:11 - OSU - Bowman 14 yd pass from Robinson (Bailey kick)
- 2nd - 05:35 - IU - Thigpen 4 yd pass from Lewis (Starr kick)
- 2nd - 02:18 - OSU - Robinson, Zac 1 yd run (Bailey, Dan kick)
- 3rd - 10:29 - IU - Lewis, Kellen 1 yd run (Starr, Austin kick)
- 3rd - 06:16 - OSU - Bryant 11 yd pass from Robinson (Bailey kick)
- 4th - 07:02 - IU - Sears, Josiah 5 yd run (Starr, Austin kick)
- 4th - 03:08 - IU - Starr, Austin 37 yd field goal
- 4th - 00:50 - OSU - Crosslin, Julius 1 yd run (Bailey, Dan kick)
- 4th - 00:01 - IU - Bailey 30 yd pass from Lewis (Lewis pass failed)

	IU	OSU
FIRST DOWNS	21	29
RUSHES-YARDS (NET)	33-179	49-211
PASSING YDS (NET)	220	302
Passes Att-Comp-Int	44-23-0	34-24-1
TOTAL OFFENSE PLAYS-YARDS	77-399	83-513
Fumble Returns-Yards	0-0	0-0
Punt Returns-Yards	0-0	2-15
Kickoff Returns-Yards	6-107	6-103
Interception Returns-Yards	1-0	0-0
Punts (Number-Avg)	5-36.4	3-35.3
Fumbles-Lost	0-0	3-1

	10-80	10-103
Penalties-Yards	10-80	10-103
Possession Time	28:08	31:52
Third-Down Conversions	7 of 16	7 of 13
Fourth-Down Conversions	1 of 2	2 of 2
Red-Zone Scores-Chances	4-4	7-7
Sacks By: Number-Yards	0-0	1-10

RUSHING: IU-Lewis, Kellen 10-83; Thigpen, Marcus 11-56; Payton, Bryan 8-43; Sears, Josiah 1-5; TEAM 1-minus 2; Fisher, Ray 2-minus 6. Oklahoma State-Savage, Dantrell 23-100; Robinson, Zac 15-70; Hunter, Kendall 8-33; Bryant, Dez 1-7; Crosslin, Julius 2-1.

PASSING: IU-Lewis, Kellen 22-43-0-204; Means, Andrew 1-1-0-16. Oklahoma State-Robinson, Zac 24-34-1-302.

RECEIVING: IU-Hardy, James 5-50; Means, Andrew 5-41; Bailey, James 3-70; Fisher, Ray 3-20; Thigpen, Marcus 2-4; Payton, Bryan 2-3; Lewis, Kellen 1-16; Starr, Austin 1-9; Sexton, Nick 1-7. Oklahoma State-Bryant, Dez 9-117; Bowman, Adarius 6-74; Pettigrew, Brandon 3-39; Newton, Seth 2-24; Savage, Dantrell 2-1; Hunter, Kendall 1-24; Waller, Justin 1-23.

INTERCEPTIONS: IU-Polk, Nick 1-0. Oklahoma State-None.

FUMBLES: IU-None. Oklahoma State-Bryant, Dez 1-0; Bowman, Adarius 1-1; Robinson, Zac 1-0.


2008 Holiday Bowl

December 30, 2008 | San Diego

Oklahoma State
Oregon

31
42

SAN DIEGO - Oklahoma State quarterback Zac Robinson passed for a Cowboy bowl-record 329 yards despite playing most of the second half with a separated throwing shoulder and receiver Dez Bryant set a new Holiday Bowl record with 13 receptions for 167 yards and a touchdown despite badly injuring his left ankle in the second quarter, but it was not enough to push the Cowboys to victory over No. 15 Oregon, who won the 2008 Pacific Life Holiday Bowl, 42-31.



Behind Robinson and Bryant, the Cowboys raced out to a 17-7 lead after the first quarter, but the game changed when Bryant went down with his injury in the second. Neither team was able to muster any points in the second quarter, but a 91-yard kick return by Oregon's Walter Thurmond to open the second half led to a 1-yard touchdown run by Duck quarterback Jeremiah Masoli. Oregon took the lead later in the quarter after Masoli struck with a 41-yard touchdown run.

Playing with a debilitating shoulder injury for most of the third quarter and the entire fourth quarter, Robinson was gutsy in bringing the Cowboys back for two more touchdown drives, but the Oregon defense made the stops it needed down the stretch to seal the Duck victory.

Bowl Recaps

Oregon was clearly the more physical team on both sides of the ball, with running back Jeremiah Johnson (119 rushing yards) and Masoli (106 rushing yards) both crossing the century mark in the game.

Playing after having his knee scoped after the regular-season finale vs. Oklahoma, Cowboy running back Kendall Hunter was clearly not himself with 13 carries for only 37 yards. He did punch in a pair of touchdowns from three yards and four yards, respectively.

Score by Quarters	1	2	3	4	Score
Oklahoma State	17	0	7	7	31
Oregon	7	0	21	14	42

Scoring PLAYS

- 1st - 10:54 - OSU - Bailey, Dan 45 yd field goal
- 1st - 04:09 - OSU - Bryant 33 yd pass from Robinson (Bailey kick)
- 1st - 03:51 - ORE - Johnson, J. 76 yd run (Flint, Morgan kick)
- 1st - 01:03 - OSU - Hunter, Kendall 3 yd run (Bailey, Dan kick)
- 3rd - 14:15 - ORE - Masoli, J. 1 yd run (Flint, Morgan kick)
- 3rd - 08:02 - ORE - Masoli, J. 41 yd run (Flint, Morgan kick)
- 3rd - 05:08 - OSU - Hunter, Kendall 4 yd run (Bailey, Dan kick)
- 3rd - 00:21 - ORE - Masoli, J. 17 yd run (Flint, Morgan kick)
- 4th - 12:13 - OSU - Robinson, Zac 1 yd run (Bailey, Dan kick)
- 4th - 10:26 - ORE - Williams 20 yd pass from Masoli (Flint kick)
- 4th - 03:01 - ORE - Blount, L. 29 yd run (Flint, Morgan kick)

	OSU	ORE
FIRST DOWNS	27	22
RUSHES-YARDS (NET)	37-119	40-307
PASSING YDS (NET)	350	258
Passes Att-Comp-Int	51-28-2	32-18-1
TOTAL OFFENSE PLAYS-YARDS	88-469	72-565
Fumble Returns-Yards	1-4	0-0
Punt Returns-Yards	0-0	3-34
Kickoff Returns-Yards	6-107	6-201
Interception Returns-Yards	1-0	2-39
Punts (Number-Avg)	5-35.6	2-33.0
Fumbles-Lost	0-0	2-1
Penalties-Yards	5-41	3-35
Possession Time	36:26	23:34
Third-Down Conversions	4 of 15	6 of 13
Fourth-Down Conversions	1 of 3	1 of 3
Red-Zone Scores-Chances	3-4	3-5
Sacks By: Number-Yards	2-19	2-8

RUSHING: Oklahoma State-Robinson, Zac 16-54; Hunter, Kendall 13-37; Toston, Keith 8-28. ORE-Johnson, J. 12-119; Masoli, J. 16-106; Blount, L. 7-74; Holland, Jamere 1-8; Crenshaw, Andre 1-3; Scott, Terence 1-2; TEAM 1-minus 1; Maehl, Jeff 1-minus 4.

PASSING: Oklahoma State-Robinson, Zac 27-50-2-329; Bowling, Bo 1-1-0-21. ORE-Masoli, J. 18-32-1-258.

RECEIVING: Oklahoma State-Bryant, Dez 13-167; Pettigrew, Brandon 6-51; Davis, Damian 3-66; Hunter, Kendall 2-12; Toston, Keith 2-5; Bowling, Bo 1-28; Robinson, Zac 1-21. ORE-Scott, Terence 8-125; Williams, J. 3-52; Holland, Jamere 2-45; Dickson, Ed 2-29; Maehl, Jeff 2-1; Johnson, J. 1-6.

INTERCEPTIONS: Oklahoma State-Cox, Perrish 1-0. ORE-Byrd, Jairus 1-39; Thurmond, W. 1-0.

FUMBLES: Oklahoma State-None. ORE-Maehl, Jeff 1-1; Thurmond, W. 1-0.


2010 Cotton Bowl

January 2, 2010 | Arlington, Texas

Oklahoma State
Mississippi

7
21

ARLINGTON, Texas - In a game dominated by defense from the start, Mississippi was a 21-7 winner over Oklahoma State in the 2010 Cotton Bowl Classic. It was the first Cotton Bowl game played at the brand-new Cowboys Stadium in Arlington, Texas.



Oklahoma State's defense recorded a goal-line stand and forced five turnovers (four interceptions and one fumble recovery), but it was not enough to overcome OSU's seven turnovers.

Senior linebacker Andre Sexton earned the game's defensive most valuable player honor by bagging 10 tackles, one tackle for loss and two interceptions. Seniors Lucien Antoine and Terrance Anderson also added interceptions and defensive end Jermiah Price recovered a fumble.

While the defense played well enough to win on most days, the OSU offense had trouble solving Ole Miss's defense. The Cowboys went three-and-out on each of their first five drives and finished the game with only nine first downs.

OSU's lone score came on a one-yard pass from running back Keith Toston to tight end Wilson Youman in the third quarter that tied the game at 7-7.

It was all Rebels from that point, however, as the Rebels scored two fourth-quarter touchdowns and forced Cowboy turnovers on each of OSU's six possessions in the final stanza to derail the Cowboys' comeback hopes.

Score by Quarters	1	2	3	4	Score
Oklahoma State	0	0	7	0	7
Ole Miss	0	7	0	14	21

Scoring Plays

- 2nd - 11:19 - MISS - McCluster, D. 86 yd run (Shene, Joshua kick)
- 3rd - 07:13 - OSU - Youman 1 yd pass from Toston (Bailey kick)
- 4th - 04:03 - MISS - McCluster, D. 2 yd run (Shene, Joshua kick)
- 4th - 03:12 - MISS - Trahan 34 yd fumble recovery (Shene kick)

	OSU	MISS
FIRST DOWNS	9	20
RUSHES-YARDS (NET)	28-140	50-193
PASSING YDS (NET)	119	171
Passes Att-Comp-Int	32-14-4	30-15-4
TOTAL OFFENSE PLAYS-YARDS	60-259	80-364
Fumble Returns-Yards	0-0	1-34
Punt Returns-Yards	1-19	4-106
Kickoff Returns-Yards	3-61	1-4
Interception Returns-Yards	4-37	4-11
Punts (Number-Avg)	8-50.2	5-47.0
Fumbles-Lost	5-3	2-1
Penalties-Yards	6-62	10-82

Possession Time	25:23	34:37
Third-Down Conversions	2 of 13	9 of 19
Fourth-Down Conversions	0 of 2	0 of 1
Red-Zone Scores-Chances	1-3	1-4
Sacks By: Number-Yards	3-22	1-8

RUSHING: Oklahoma State-Hunter, Kendall 9-94; Toston, Keith 10-41; Robinson, Zac 8-9; TEAM 1-minus 4. Ole Miss-McCluster, D. 34-184; Davis, Enrique 3-11; Scott, Rodney 1-9; Grandy, Jesse 2-5; Powe, Jerrell 2-0; Stanley, Nathan 2-0; Team 1-minus 6; Sneed, Jevan 5-minus 10.

PASSING: Oklahoma State-Robinson, Zac 13-31-4-118; Toston, Keith 1-1-0-1. Ole Miss-Sneed, Jevan 13-23-3-168; Stanley, Nathan 2-7-1-3.

RECEIVING: Oklahoma State-Blackmon, Justin 4-45; Cooper, Josh 3-35; Hunter, Kendall 2-6; Anyiam, Hubert 1-16; Horton, Justin 1-8; Toston, Keith 1-5; Johnson, Beau 1-3; Youman, Wilson 1-1. Ole Miss-Hodge, Shay 7-112; McCluster, D. 5-45; Grandy, Jesse 2-6; Breaux, Lionel 1-8.

INTERCEPTIONS: Oklahoma State-Sexton, Andre 2-11; Antoine, Lucien 1-26; Anderson, Terrance 1-0. Ole Miss-Lewis, Kendrick 2-6; Trahan, Patrick 1-4; Ingram, Fon 1-1.

FUMBLES: Oklahoma State-Robinson, Zac 3-2; TEAM 1-0; Anyiam, Hubert 1-1. Ole Miss-Team 1-0; Sneed, Jevan 1-1.


2010 Alamo Bowl

December 29, 2010 | San Antonio

Oklahoma State
Arizona

36
10

SAN ANTONIO - Oklahoma State capped its magical 2010 season with a 36-10 win over Arizona at the Alamo Bowl. With the victory over the Wildcats, OSU put the finishing touches on the first 11-win season in school history.



Cowboy receiver Justin Blackmon earned Alamo Bowl Offensive MVP honors after making nine catches for 117 yards and two touchdowns and safety Markelle Martin was the Defensive MVP of the game with a 62-yard interception for a score to go with four tackles and two pass breakups.

While the Oklahoma State offense - ranked No. 1 in the nation in total offense - got all the headlines and attention going into the game, it was the Cowboy defense that carried the day. OSU held the potent Arizona attack 20 points and 75 yards below its season averages. Additionally, the Cowboys forced four Wildcat turnovers and limited Arizona to 90 yards rushing.

In addition to Martin's Defensive MVP performance, OSU linebacker Orie Lemon finished with 14 tackles in helping lead a Cowboy defense that held Arizona to 10 points in the contest - the fewest points OSU had allowed in a bowl game since BYU mustered only six points against the Cowboys in the 1974 Fiesta Bowl.

Bowl Recaps

The Pokes jumped on the Wildcats early and held a 23-7 lead at the 12:33 mark of the second quarter. Arizona never threatened Oklahoma State as the Cowboys tacked on another touchdown and two more field goals in the second half.

Score by Quarters	1	2	3	4	Score
Oklahoma State	17	6	10	3	36
Arizona	7	0	3	0	10

Scoring Plays

1st - 10:55 - OSU - Smith, Jeremy 6 yd run (Bailey, Dan kick)
 1st - 08:46 - OSU - Blackmon 71 yd pass from Weeden (Bailey kick)
 1st - 05:41 - ARIZ - Criner 5 yd pass from Foles (Zendejas, kick)
 1st - 00:06 - OSU - Bailey, Dan 40 yd field goal
 2nd - 12:33 - OSU - Martin 62 yd INT return (Bailey kick failed)
 3rd - 09:01 - ARIZ - Zendejas, A. 42 yd field goal
 3rd - 05:16 - OSU - Blackmon 3 yd pass from Weeden (Bailey kick)
 3rd - 03:20 - OSU - Bailey, Dan 50 yd field goal
 4th - 05:53 - OSU - Bailey, Dan 44 yd field goal

	OSU	ARIZ
FIRST DOWNS	17	25
RUSHES-YARDS (NET)	20-72	38-90
PASSING YDS (NET)	240	280
Passes Att-Comp-Int	41-25-0	50-32-3
TOTAL OFFENSE PLAYS-YARDS	61-312	88-370
Fumble Returns-Yards	0-0	0-0
Punt Returns-Yards	1-6	2-5
Kickoff Returns-Yards	3-76	6-180
Interception Returns-Yards	3-63	0-0
Punts (Number-Avg)	5-39.0	2-38.0
Fumbles-Lost	0-0	1-1
Penalties-Yards	6-66	8-65
Possession Time	22:29	37:31
Third-Down Conversions	4 of 13	9 of 21
Fourth-Down Conversions	0 of 1	2 of 4
Red-Zone Scores-Chances	2-2	1-3
Sacks By: Number-Yards	5-27	0-0

RUSHING: Oklahoma State-Hunter, Kendall 10-32; Smith, Jeremy 5-16; Cooper, Josh 1-15; Bowling, Bo 1-9; Randle, Joseph 2-2; TEAM 1-minus 2. Arizona-Grigsby, N. 16-59; Nwoko, G. 11-36; Antolin, K. 1-1; Criner, J. 1-1; Foles, N. 9-minus 7.

PASSING: Oklahoma State-Weeden, Brandon 25-41-0-240. Arizona-Foles, N. 32-50-3-280.

RECEIVING: Oklahoma State-Blackmon, Justin 9-117; Cooper, Josh 7-53; Bowling, Bo 3-35; Randle, Joseph 2-28; Moore, Tracy 2-13; Smith, Jeremy 1-minus 1; Hunter, Kendall 1-minus 5. Arizona-Criner, J. 9-47; Douglas, D. 6-91; Morrison, R. 6-66; Grigsby, N. 4-26; Roberts, D. 2-19; Nwoko, G. 2-11; Miller, T. 2-5; Cobb, T. 1-15.

INTERCEPTIONS: Oklahoma State-Martin, Markelle 1-62; Thomas, James 1-1; Thomas, Johnny 1-0. Arizona-None.

FUMBLES: Oklahoma State-None. Arizona-Wright, W. 1-1.


2012 Fiesta Bowl

January 2, 2012 | Glendale, Ariz.

Stanford
Oklahoma State

38
41

GLENDALDE, Ariz. - In a thrilling end to the 2011 season, No. 3 Oklahoma State was a 41-38 overtime winner over No. 4 Stanford in the Fiesta Bowl.



The Cowboys never led in the game until the deciding 22-yard field goal from Quinn Sharp split the up-rights in overtime, but they continually answered scoring drives from the potent Cardinal offense headlined by a two-time Heisman runner-up in quarterback Andrew Luck to stay within striking range.

Receiver Justin Blackmon earned offensive MVP honors after making nine catches for 186 yards and a Fiesta Bowl-record three touchdown receptions. Perhaps his most important catch of the game was not a touchdown, but rather a 21-yard catch on fourth and three late in the game that set up the game-tying touchdown run by Joseph Randle that sent the game into overtime.

The Pokes held Stanford off the scoreboard on its final possession of regulation when Cardinal kicker Jordan Williamson hooked a 35-yard field goal attempt wide left with no time on the clock. Williamson missed from 43 yards out in overtime to set up OSU's winning drive.

Cowboy quarterback Brandon Weeden connected with one-time walk-on Colton Chelf for a 24-yard reception on the second play of OSU's overtime possession and when the officials signaled a touchdown, the Cowboy bench erupted with a mass of bodies spilling onto the field. The call was eventually reversed, sending everyone back to the sideline. Weeden then took a knee in the middle of the field to set up Sharp's game winner.

Score by Quarters	1	2	3	4	OT	Score
Stanford	7	14	7	10	0	38
Oklahoma State	0	21	3	14	3	41

Scoring Plays

1st - 04:16 - STAN - Montgomery 53 yd pass from Luck (Williamson kick)
 2nd - 10:21 - STAN - Stewart 24 yd run (Williamson kick)
 2nd - 08:50 - OSU - Blackmon 43 yd pass from Weeden (Sharp, kick)
 2nd - 06:19 - OSU - Blackmon 67 yd pass from Weeden (Sharp, kick)
 2nd - 02:25 - STAN - Taylor 4 yd run (Williamson kick)
 2nd - 00:27 - OSU - Weeden 2 yd run (Sharp kick)
 3rd - 08:22 - STAN - Ertz 16 yd pass from Luck (Williamson kick)
 3rd - 05:21 - OSU - Sharp, Quinn 19 yd field goal
 4th - 14:16 - STAN - Williamson, J 30 yd field goal
 4th - 11:53 - OSU - Blackmon 17 yd pass from Weeden (Sharp kick)
 4th - 04:34 - STAN - Taylor 1 yd run (Williamson kick)
 4th - 02:35 - OSU - Randle, Joseph 4 yd run (Sharp, Quinn kick)
 OT - 00:00 - OSU - Sharp, Quinn 22 yd field goal

	STAN	OSU
FIRST DOWNS	27	15
RUSHES-YARDS (NET)	50-243	14-13
PASSING YDS (NET)	347	399
Passes Att-Comp-Int	31-27-1	43-30-1
TOTAL OFFENSE PLAYS-YARDS	81-590	57-412
Fumble Returns-Yards	0-0	0-0
Punt Returns-Yards	2-26	2-14
Kickoff Returns-Yards	2-48	6-171
Interception Returns-Yards	1-0	1-0
Punts (Number-Avg)	2-41.5	5-43.4
Fumbles-Lost	2-1	0-0
Penalties-Yards	6-35	1-5
Possession Time	41:47	18:13
Third-Down Conversions	8 of 14	4 of 12
Fourth-Down Conversions	0 of 0	2 of 2
Red-Zone Scores-Chances	4-5	5-5
Sacks By: Number-Yards	1-9	2-14

RUSHING: Stanford-Taylor, S 35-177; Stewart, J 3-65; Gaffney, T 4-4; Meinken, G 2-2; TEAM 1-minus 1; Wilkerson, A 1-minus 1; Luck, A 4-minus 3. Oklahoma State-Randle, Joseph 10-23; Smith, Jeremy 1-1; TEAM 1-minus 4; Weeden, Brandon 2-minus 7.

PASSING: Stanford-Luck, A 27-31-1-347. Oklahoma State-Weeden, Brandon 30-43-1-399.

RECEIVING: Stanford-Montgomery, T 7-120; Whalen, G 7-85; Ertz, Z 4-38; Taylor, S 3-21; Fleener, C 2-19; Stewart, J 1-25; Toilolo, L 1-18; Gaffney, T 1-16; Hewitt, R 1-5. Oklahoma State-Blackmon, J. 9-186; Cooper, Josh 7-55; Chelf, Colton 5-97; Randle, Joseph 5-28; Anderson, I. 2-10; Harrison, M. 1-16; Smith, Jeremy 1-7.

INTERCEPTIONS: Stanford-Brown, T 1-0. Oklahoma State-Gilbert, Justin 1-0.

FUMBLES: Stanford-Meinken, G 1-1; Montgomery, T 1-0. Oklahoma State-None.

2013 Heart of Dallas Bowl

January 1, 2013 | Dallas

Purdue
Oklahoma State

14
58

DALLAS - Oklahoma State secured its third consecutive postseason victory when it steamrolled to a 58-14 win over Purdue in the Heart of Dallas Bowl played at Cotton Bowl Stadium.



The most popular storyline entering the game was the question of if the Cowboys, who tied for third in the Big 12, would be motivated to face a Purdue squad that needed wins in each of its final three regular-season games just to secure bowl eligibility. OSU answered that question emphatically by jumping out to a 45-0 lead before finally surrendering a Boilermaker touchdown late in the third quarter.

Another primary question entering the contest was if the Cowboy offense could operate smoothly without coordinator and playcaller Todd Monken, who left the team to take the head coaching position at Southern Miss after the regular season ended. With head coach Mike Gundy stepping in

Bowl Recaps

to call plays, OSU answered the doubters by registering the most lopsided margin of victory in any game during the 2012 bowl season.

The Cowboy offense had little trouble putting points on the board, thanks largely to the OSU defense snatching a season-high five turnovers in the contest and regularly setting the offense up with favorable field position.

Score by Quarters	1	2	3	4	Score
Purdue	0	0	7	7	14
Oklahoma State	14	14	17	13	58

Scoring Plays

1st - 08:02 - OSU - Moore, C. 4 yd pass from Chelf (Sharp kick)
 1st - 06:43 - OSU - Jackson 7 yd pass from Chelf (Sharp kick)
 2nd - 14:22 - OSU - Seaton 16 yd pass from Walsh (Sharp kick)
 2nd - 05:12 - OSU - Smith, Jeremy 5 yd run (Sharp kick)
 3rd - 14:09 - OSU - Lowe 37 yd fumble recovery (Sharp kick)
 3rd - 07:15 - OSU - Sharp, Quinn 20 yd field goal
 3rd - 04:28 - OSU - Anderson 37 yd pass from Chelf (Sharp kick)
 3rd - 00:18 - PUR - Cottom 32 yd pass from Marve (McCartney kick)
 4th - 11:21 - OSU - Sharp, Quinn 21 yd field goal
 4th - 08:32 - OSU - Webb, Blake 37 yd pass from Walsh (Sharp kick)
 4th - 06:27 - OSU - Sharp, Quinn 42 yd field goal
 4th - 02:52 - PUR - Thomas 16 yd pass from Marve (McCartney kick)

	PUR	OSU
FIRST DOWNS	18	28
RUSHES-YARDS (NET)	38-155	41-213
PASSING YDS (NET)	212	311
Passes Att-Comp-Int	34-21-2	34-25-0
TOTAL OFFENSE PLAYS-YARDS	72-367	75-524
Fumble Returns-Yards	0-0	2-48
Punt Returns-Yards	0-0	2-73
Kickoff Returns-Yards	7-160	3-61
Interception Returns-Yards	0-0	2-15
Punts (Number-Avg)	4-38.8	3-52.7
Fumbles-Lost	6-3	0-0
Penalties-Yards	4-45	7-62
Possession Time	32:52	27:08
Third-Down Conversions	5 of 15	4 of 12
Fourth-Down Conversions	2 of 3	1 of 1
Red-Zone Scores-Chances	1-2	6-6
Sacks By: Number-Yards	2-14	3-10

RUSHING: Purdue-Shavers, Akeem 14-93; Marve, Robert 10-20; Webster, Cody 1-16; Bolden, Ralph 8-15; Cottom, Brandon 2-8; McCartney, Sam 1-4; Freytag, Kurt 1-1; TEAM 1-minus 2. Oklahoma State-Randle, Joseph 17-66; Roland, Desmond 9-51; Smith, Jeremy 6-40; Stewart, Josh 1-21; Muncrief, Caleb 3-14; Walsh, J.W. 1-13; Chelf, Clint 4-8.

PASSING: Purdue-Marve, Robert 21-34-2-212. Oklahoma State-Chelf, Clint 17-22-0-197; Walsh, J.W. 5-7-0-86; Lunt, Wes 1-3-0-12; Stewart, Josh 1-1-0-15; Randle, Joseph 1-1-0-1.

RECEIVING: Purdue-Ross, O.J. 5-29; Shavers, Akeem 4-54; Holmes, Gabe 4-26; Thomas, Tommie 3-28; Macarthy, D. 2-11; Cottom, Brandon 1-32; Edison, A. 1-27; Bolden, Ralph 1-5. Oklahoma State-Anderson, Isaiah 5-78; Stewart, Josh 5-56; Moore, Charlie 4-42; Hays, Austin 4-25; Webb, Blake 2-51; Jackson, Blake 2-33; Seaton, Jeremy 1-16; Rockwell, Nick 1-9; Chelf, Clint 1-1.

INTERCEPTIONS: Purdue-None. Oklahoma State-Gary, Shamiel 1-8; May, Andrae 1-7.

FUMBLES: Purdue-Marve, Robert 3-0; Shavers, Akeem 1-1; Holmes, Gabe 1-1; Ross, O.J. 1-1. Oklahoma State-None.


2014 Cotton Bowl

January 3, 2014 | Arlington, Texas

Oklahoma State
Missouri

31
41

ARLINGTON, Texas - Trailing by three points with one minute left in the game, Oklahoma State drove to the Missouri 23 and was in position to either tie or take the lead, but a sack by Southeastern Conference Defensive Player of the Year Michael Sam generated a fumble that was recovered by Shane Ray and returned 73 yards for a touchdown to cap the Tigers' 41-31 win over Oklahoma State in the 2014 AT&T Cotton Bowl.



For the most part, both teams' respective defenses controlled the game, with Missouri holding a 17-14 lead after three quarters. The offenses got uncorked in a wild fourth quarter, however, with the two teams combining for 41 points, two ties and four lead changes in the final stanza alone.

OSU quarterback Clint Chelf set an AT&T Cotton Bowl Classic record with 377 passing yards, and with 151 passing yards and 60 rushing yards coming in the fourth quarter, Chelf appeared poised to lead the Cowboys to victory on that final drive, but Sam's sack changed everything.

OSU's most recognizable players were at the forefront in the game, with consensus All-America cornerback Justin Gilbert recording an interception, receiver Tracy Moore making seven catches for 100 yards (including a diving, fully-extended grab late in the game that may have been the best catch of his career), and Josh Stewart adding eight catches for 80 yards and a touchdown. Safety Daytawion Lowe broke up a career-high three passes and defensive tackle Calvin Barnett had two tackles for loss and a sack.

Though the game marked the 52nd all-time meeting between the two longtime Big Eight and Big 12 rivals, it was the first in a bowl game following Missouri's move to the SEC in 2012.

Score by Quarters	1	2	3	4	Score
Oklahoma State	7	0	7	17	31
Missouri	7	10	0	24	41

Scoring Plays

1st - 03:00 - MU - Josey, Henry 3 yd run (Baggett, Andrew kick)
 1st - 01:44 - OSU - Stewart 40 yd pass from Chelf (Grogan kick)
 2nd - 10:20 - MU - Lucas, M. 24 yd pass from Mauk (Baggett kick)
 2nd - 00:00 - MU - Baggett, Andrew 35 yd field goal
 3rd - 02:10 - OSU - Seales 21 yd pass from Chelf, Clint (Grogan kick)
 4th - 13:32 - OSU - Grogan, Ben 25 yd field goal
 4th - 11:32 - MU - Josey, Henry 25 yd run (Baggett, Andrew kick)
 4th - 09:51 - OSU - Chelf, Clint 23 yd run (Grogan, Ben kick)
 4th - 06:29 - MU - Baggett, Andrew 46 yd field goal
 4th - 05:04 - OSU - Roland, Desmond 2 yd run (Grogan, Ben kick)
 4th - 03:08 - MU - Josey, Henry 16 yd run (Baggett, Andrew kick)
 4th - 00:55 - MU - Ray, Shane 73 yd fumble recovery (Baggett kick)

	OSU	MU
FIRST DOWNS	26	29
RUSHES-YARDS (NET)	39-171	47-256
PASSING YDS (NET)	377	206
Passes Att-Comp-Int	57-33-2	44-17-1
TOTAL OFFENSE PLAYS-YARDS	96-548	91-462
Fumble Returns-Yards	0-0	1-73
Punt Returns-Yards	3-16	3-46
Kickoff Returns-Yards	2-28	4-90
Interception Returns-Yards	1-14	2-3
Punts (Number-Avg)	8-37.2	7-41.0
Fumbles-Lost	2-1	2-2
Penalties-Yards	10-100	4-42
Possession Time	27:49	32:11
Third-Down Conversions	9 of 22	6 of 18
Fourth-Down Conversions	1 of 1	1 of 2
Red-Zone Scores-Chances	3-4	4-4
Sacks By: Number-Yards	2-16	3-20

RUSHING: Oklahoma State-Roland, Desmond 16-66; Chelf, Clint 10-52; Smith, Jeremy 7-43; Childs, Rennie 3-12; Stewart, Josh 2-7; TEAM 1-minus 9. Missouri-Josey, Henry 12-92; Mauk, Maty 3-73; Franklin, James 16-36; Murphy, Marcus 7-30; Hansbrough, Rus 9-25.

PASSING: Oklahoma State-Chelf, Clint 33-57-2-377. Missouri-Franklin, James 15-40-1-174; Mauk, Maty 2-4-0-32.

RECEIVING: Oklahoma State-Stewart, Josh 8-80; Moore, Tracy 7-100; Moore, Charlie 4-53; Ateman, Marcell 4-36; Seales, Jhajuan 3-42; Sheperd, B. 3-36; Goodlett, John 1-18; Glidden, David 1-5; Childs, Rennie 1-4; Roland, Desmond 1-3. Missouri-Green-Beckham, 4-53; Lucas, Marcus 3-46; Washington, L'D 3-40; Sasser, Bud 3-35; Josey, Henry 1-10; Hunt, Jimmie 1-8; Murphy, Marcus 1-8; Hansbrough, Rus 1-6.

INTERCEPTIONS: Oklahoma State-Gilbert, Justin 1-14. Missouri-Gaines, E.J. 1-2; Webb, Brayton 1-1.

FUMBLES: Oklahoma State-TEAM 1-0; Chelf, Clint 1-1. Missouri-Franklin, James 2-2.

2015 Cactus Bowl

January 2, 2015 | Tempe, Ariz.

Washington
Oklahoma State

22
30

TEMPE, Ariz. - James Castleman stole the show in providing the signature moments in Oklahoma State's 30-22 win over Washington in the 2015 TicketCity Cactus Bowl by scoring a rushing touchdown and hauling in a critical 48-yard reception late in the fourth quarter to essentially seal the victory.



The 300-pound defensive tackle was inserted into the offensive game plan for the first time in his career and rewarded the coaches by punching in the game's first score when quarterback Mason Rudolph motioned out as a receiver, leaving the big man as the lone player in the OSU backfield. He took the shotgun snap and bullied his way straight ahead into the end zone. Later in the game, with just 3:11 left and OSU holding on to a 30-22 lead and facing an important third-and-two from its own 35 yard line, Castleman leaked out of the backfield, caught a short pass from Rudolph and

Bowl Recaps

rumbled 48 yards down the sideline to deal a key blow to Washington's chances.

The Cowboys established themselves as the aggressor early on, racing to a 24-0 lead at halftime, thanks largely to a passing attack that amassed 220 yards in the first two quarters. Rudolph connected on long touchdown passes to James Washington and Brandon Sheperd.

Washington got back in it during the second half and held significant momentum at the time of Castleman's long reception. The Huskies got the ball back with 43 seconds remaining in the game with a chance to potentially tie the game, but an interception by cornerback Kevin Peterson at the OSU 36 yard line sealed the Cowboy victory.

Score by Quarters	1	2	3	4	Score
Washington	0	0	14	8	22
Oklahoma State	14	10	3	3	30

Scoring Plays

- 1st - 09:53 - OSU - Castleman, James 1 yd run (Grogan kick)
- 1st - 00:16 - OSU - Washington 28 yd pass from Rudolph (Grogan kick)
- 2nd - 09:22 - OSU - Grogan, Ben 40 yd field goal
- 2nd - 00:48 - OSU - Sheperd 47 yd pass from Rudolph (Grogan kick)
- 3rd - 11:48 - UW - Mickens, J 31 yd run (Van Winkle kick)
- 3rd - 01:47 - OSU - Grogan, Ben 27 yd field goal
- 3rd - 01:32 - UW - Ross, John 96 yard kickoff return (Van Winkle kick)
- 4th - 05:54 - OSU - Grogan, Ben 34 yd field goal
- 4th - 03:29 - UW - Mickens, J. 16 yd pass from Miles (Cooper pass from Miles)

	UW	OSU
FIRST DOWNS	22	22
RUSHES-YARDS (NET)	25-101	49-152
PASSING YDS (NET)	268	321
Passes Att-Comp-Int	40-25-1	27-18-1
TOTAL OFFENSE PLAYS-YARDS	65-369	76-473
Fumble Returns-Yards	0-0	0-0
Punt Returns-Yards	1-0	1-7
Kickoff Returns-Yards	7-183	4-83
Interception Returns-Yards	1-44	1-11
Punts (Number-Avg)	5-37.6	4-37.8
Fumbles-Lost	2-1	2-1
Penalties-Yards	7-70	7-50
Possession Time	24:15	35:45
Third-Down Conversions	4 of 12	4 of 15
Fourth-Down Conversions	0 of 2	2 of 2
Red-Zone Scores-Chances	1-1	3-4
Sacks By: Number-Yards	3-20	2-18

RUSHING: Washington-Washington, Dw. 13-42; Mickens, Jaydon 1-31; Miles, Cyler 9-27; Cooper, Deontae 2-1. Oklahoma State-Roland, Desmond 32-123; Childs, Rennie 9-33; Sheperd, Brandon 2-11; Castleman, James 1-1; TEAM 1-minus 1; Rudolph, Mason 4-minus 15.

PASSING: Washington-Miles, Cyler 25-38-1-268; Lindquist, Jeff 0-1-0-0; Team 0-1-0-0. Oklahoma State-Rudolph, Mason 17-26-1-299; Sheperd, Brandon 1-1-0-22.

RECEIVING: Washington-Mickens, Jaydon 7-82; Williams, Kasen 5-73; Washington, Dw. 4-21; Daniels, Darrell 2-34; Pettis, Dante 2-26; Perkins, Joshua 2-18; Hall, Marvin 2-3; Taylor, Kendyl 1-11. Oklahoma State-Sheperd, Brandon 5-98; Seaton, Jeremy 4-40; Washington, James 2-33; Glidden, David 2-30; Castleman, James 1-48; Rudolph, Mason 1-22; Seales, Jhajuan 1-20; Childs, Rennie 1-16; Jarwin, Blake 1-14.

INTERCEPTIONS: Washington-Baker, Budda 1-44. Oklahoma State-Peterson, Kevin 1-11.

FUMBLES: Washington-Timu, John 1-1; Washington, Dw. 1-0. Oklahoma State-Rudolph, Mason 1-1; Sheperd, Brandon 1-0.

2016 Sugar Bowl

January 1, 2016 | New Orleans

Oklahoma State	20
Ole Miss	48

NEW ORLEANS - Oklahoma State had chances to assert itself as the aggressor early on, but the opportunities got away and Ole Miss then took charge en route to claiming a 48-20 win over the Big 12 runner-up Cowboys in the Mercedes Benz Superdome.



Playing in front of a very partisan Ole Miss crowd, OSU forced a turnover on the opening possession of the game and started its second drive in Ole Miss territory, but was only able to muster three points from those two opening possessions. From that point on, the Rebels rattled off 27 unanswered points - 24 of which came in the second quarter - and put the game out of reach.

The Ole Miss defense controlled the trenches, racking up 12 tackles for loss and limiting Oklahoma State to 63 rushing yards, 74 of which came from quarterback J.W. Walsh. OSU's running backs had a combined 14 carries for 15 yards in the game and the Rebels recorded three sacks.

The stars of the game were Ole Miss quarterback Chad Kelly, who completed 21-of-33 passes for 302 yards and four touchdowns, and receiver Laquon Treadwell, who caught three touchdown passes from Kelly. That said, the Rebels used a balanced passing attack that included three receivers who racked up at least 70 yards through the air.

Score by Quarters	1	2	3	4	Score
Oklahoma State	3	3	7	7	20
Ole Miss	10	24	7	7	48

Scoring Plays

- 1st - 04:52 - OSU - Grogan, Ben 26 yd field goal
- 1st - 02:15 - MISS - Gary Wunderlich 34 yd field goal
- 1st - 00:20 - MISS - Core 31 yd pass from Kelly (Wunderlich kick)
- 2nd - 11:28 - MISS - L. Treadwell 34 yd pass from Kelly (Wunderlich kick)
- 2nd - 06:58 - MISS - L. Treadwell 10 yd pass from Kelly (Wunderlich kick)
- 2nd - 03:39 - MISS - Gary Wunderlich 38 yd field goal
- 2nd - 01:22 - OSU - Grogan, Ben 31 yd field goal
- 2nd - 00:00 - MISS - Laremy Tunsil 2 yd run (Wunderlich kick)
- 3rd - 04:26 - MISS - Jordan Wilkins 36 yd run (Wunderlich kick)
- 3rd - 01:11 - OSU - Walsh, J.W. 2 yd run (Grogan, Ben kick)
- 4th - 13:04 - MISS - L. Treadwell 14 yd pass from Kelly (Wunderlich kick)
- 4th - 03:03 - OSU - Walsh, J.W. 8 yd run (Grogan, Ben kick)

	OSU	MISS
FIRST DOWNS	20	28
RUSHES-YARDS (NET)	30-63	37-207
PASSING YDS (NET)	303	347
Passes Att-Comp-Int	45-27-0	35-22-1
TOTAL OFFENSE PLAYS-YARDS	75-366	72-554
Fumble Returns-Yards	0-0	0-0
Punt Returns-Yards	2-3	2-0
Kickoff Returns-Yards	1-11	5-113

Interception Returns-Yards	1-28	0-0
Punts (Number-Avg)	7-38.1	4-45.8
Fumbles-Lost	2-1	1-0
Penalties-Yards	7-77	5-75
Possession Time	31:53	28:07
Third-Down Conversions	6 of 16	6 of 13
Fourth-Down Conversions	0 of 1	0 of 0
Red-Zone Scores-Chances	4-5	5-6
Sacks By: Number-Yards	2-16	3-26

RUSHING: Oklahoma State-Walsh, J.W. 10-74; Carson, Chris 10-13; Taylor, Raymond 1-3; Childs, Rennie 3-minus 1; TEAM 1-minus 3; Rudolph, Mason 5-minus 23. Ole Miss-Chad Kelly 10-73; Jordan Wilkins 5-48; Akeem Judd 7-43; Jaylen Walton 8-40; Eugene Brazley 4-11; Laremy Tunsil 1-2; Ryan Buchanan 1-minus 4; Team 1-minus 6.

PASSING: Oklahoma State-Rudolph, Mason 18-31-0-179; Walsh, J.W. 9-14-0-124. Ole Miss-Chad Kelly 21-33-1-302; L. Treadwell 1-1-0-45; Ryan Buchanan 0-1-0-0.

RECEIVING: Oklahoma State-Ateman, Marcell 5-70; Carson, Chris 4-59; Glidden, David 4-59; Sheperd, Brandon 3-35; McCleskey, Jalen 3-24; Jarwin, Blake 3-10; Seaton, Jeremy 1-18; Washington, James 1-10; Veatch, Zac 1-9; Seales, Jhajuan 1-9; Carr, Jeff 1-0. Ole Miss-Evan Ingram 6-96; L. Treadwell 6-71; Cody Core 4-91; Markell Pack 2-10; Jordan Wilkins 1-45; Q. Adebeyejo 1-23; Derrick Jones 1-13; Jaylen Walton 1-minus 2.

INTERCEPTIONS: Oklahoma State-Lampkin, Ashton 1-28. Ole Miss-None.

FUMBLES: Oklahoma State-McCleskey, Jalen 1-1; Carson, Chris 1-0. Ole Miss-Ryan Buchanan 1-0.

2016 Alamo Bowl

December 29, 2016 | San Antonio

Oklahoma State	38
Colorado	8

SAN ANTONIO - This one was never in doubt. It didn't matter that Colorado was the champion of the Pac-12 South division. It didn't matter that the Buffaloes were the higher-ranked team in the College Football Playoff standings (the Buffs were No. 10 and Oklahoma State was No. 12). It didn't matter that Colorado was favored to win by the Las Vegas oddsmakers. The Cowboys owned the trenches on both sides of the ball and were the more physical team by a landslide.

How dominant was Oklahoma State? The Cowboys held a 30-0 lead with under six minutes remaining in the fourth quarter before Colorado scored its first points of the game.

Going in, the game was billed as one of the best matchups of the 2016 bowl season. It was the only game outside of the New Year's Six bowls that matched a pair of top-15 opponents. The highlighted matchup was Oklahoma State's explosive pass offense against a Colorado pass defense that entered the game ranked third in the FBS in pass efficiency defense and 13th in the





Bowl Recaps

nation by allowing only 182.5 passing yards per game. It was strength vs. strength.

What actually happened was much different than the pundits expected. Three of CU's four starters in the secondary earned All-Pac-12 honors, so the Buffs were comfortable in trying to single-cover OSU's standout receiver James Washington. That was proven to be a mistake, as Washington hauled in nine receptions for 171 yards in not even three full quarters of play (he had to leave early due to a hand injury suffered in the game). Quarterback Mason Rudolph carved the vaunted Buffaloes secondary up, completing 22-of-32 passes for 314 yards with three touchdowns and no interceptions.

The Cowboy defense was equally dominant, pitching a shutout for more than 53 minutes and holding the Buffs to 62 rushing yards on 29 attempts (2.1 yards per carry.).

Score by Quarters	1	2	3	4	Score
Oklahoma State	3	14	14	7	38
Colorado	0	0	0	8	8

Scoring Plays

- 1st - 10:17 - OSU - Grogan, Ben 28 yd field goal
- 2nd - 11:15 - OSU - Carson, Chris 10 yd run (Grogan, Ben kick)
- 2nd - 07:00 - OSU - Washington 5 yd pass from Rudolph (Grogan kick)
- 3rd - 05:42 - OSU - Jarwin 6 yd pass from Rudolph (Grogan kick)
- 3rd - 00:05 - OSU - Seales, J. 23 yd pass from Rudolph (Grogan kick)
- 4th - 05:28 - CU - Liufau, Sefo 6 yd run (Lindsay, P. pass from Liufau)
- 4th - 03:44 - OSU - Hill, Justice 37 yd run (Grogan, Ben kick)

	OSU	CU
FIRST DOWNS	24	18
RUSHES-YARDS (NET)	41-189	29-62
PASSING YDS (NET)	338	256
Passes Att-Comp-Int	33-23-0	38-22-1
TOTAL OFFENSE PLAYS-YARDS	74-527	67-318
Fumble Returns-Yards	0-0	0-0
Punt Returns-Yards	0-0	1--6
Kickoff Returns-Yards	1-6	3-64
Interception Returns-Yards	1-1	0-0
Punts (Number-Avg)	4-47.8	6-41.3
Fumbles-Lost	0-0	3-0
Penalties-Yards	5-42	5-35
Possession Time	32:24	27:36
Third-Down Conversions	7 of 14	6 of 16
Fourth-Down Conversions	1 of 1	1 of 3
Red-Zone Scores-Chances	4-5	1-2
Sacks By: Number-Yards	3-20	1-2

RUSHING: Oklahoma State-Hill, Justice 19-100; Carson, Chris 11-61; Sanders, Barry J. 2-11; Childs, Rennie 4-7; Rudolph, Mason 4-7; Seales, Jhajuan 1-3. Colorado-Lindsay, Philli 14-63; MacIntyre, Jay 1-1; Montez, Steven 1-0; Liufau, Sefo 13-minus 2.

PASSING: Oklahoma State-Rudolph, Mason 22-32-0-314; Carson, Chris 1-1-0-24. Colorado-Liufau, Sefo 18-29-0-195; Montez, Steven 4-9-1-61.

RECEIVING: Oklahoma State-Washington, James 9-171; McCleskey, Jalen 4-50; Seales, Jhajuan 3-43; Hays, Austin 3-19; Jarwin, Blake 2-20; Rudolph, Mason 1-24; Lacy, Chris 1-11. Colorado-Lindsay, Philli 6-103; Fields, Shay 4-38; Bobo, Bryce 3-25; Ross, Devin 3-22; Walker, Lee 2-23; MacIntyre, Jay 2-22; Irwin, Sean 1-15; Lee, Donovan 1-8.

INTERCEPTIONS: Oklahoma State-Lampkin, Ashton 1-1. Colorado-None.


FUMBLES: Oklahoma State-None. Colorado-Lindsay, Philli 1-0; Oliver, Isaiah 1-0; Julmisse, Anthon 1-0.

2017 Camping World Bowl December 28, 2017 | Orlando, Fla.

Virginia Tech
Oklahoma State

21
30

ORLANDO, Fla. (AP) - Mason Rudolph threw for 351 yards and a pair of touchdowns on his way to winning game MVP honors, James Washington had a long touchdown grab and became Oklahoma State's career receiving yards leader, and the 17th-ranked Cowboys beat No. 22 Virginia Tech 30-21 in the Camping World Bowl.



Washington caught five passes for 126 yards, giving him 4,472 for his career and passing Rashaun Woods for the school mark. Justice Hill ran for 120 yards and another score for the Cowboys (10-3).

Josh Jackson ran for two scores and threw for another for the Hokies (9-4), including a rush that got Virginia Tech within 27-21 with 5:40 remaining. Deshaun McCleave ran for 124 yards, a Virginia Tech season-best, but the Hokies were hurt by two turnovers in Oklahoma State territory.

Hill came through with perhaps the play of the night. Facing a third-and-11 with 3:30 left, Hill took a handoff, went left, waited for a lane to open -- and broke loose for a 31-yard gain down to the Hokies' 18. Matt Ammendola's 38-yard field goal with 2:34 left put the Cowboys up by nine, essentially sealing the outcome.

Virginia Tech actually outgained the high-octane Cowboys, 518 yards to 492.

A pair of big missed Hokie opportunities helped Oklahoma State take a 13-7 lead at the break. An 18-play, 10-minute drive that got to the Oklahoma State 1 resulted in no points when the Hokies fumbled a snap away. And after the Cowboys took the lead late in the half, Jackson had a wide-open Henri Murphy down the middle for what would have been a 54-yard score.

But the pass was overthrown, the Hokies never led again, and Rudolph and Washington got the winning ending they sought.

Score by Quarters	1	2	3	4	Score
Virginia Tech	7	0	7	7	21
Oklahoma State	3	10	14	3	30

Scoring Plays

- 1st - 12:17 - OSU - Ammendola, Matt 31 yd field goal
- 1st - 07:59 - VT - Jackson, J 13 yd run (Slye, Joey kick)
- 2nd - 07:28 - OSU - Ammendola, Matt 36 yd field goal
- 2nd - 00:45 - OSU - Hill, Justice 1 yd run (Ammendola, Matt kick)
- 3rd - 11:22 - OSU - Stoner 17 yd pass from Rudolph (Ammendola kick)
- 3rd - 06:31 - VT - Kumah, E 9 yd pass from Jackson, J (Slye, Joey kick)
- 3rd - 05:37 - OSU - Washington 65 yd pass from Rudolph (Ammendola kick)

4th - 05:40 - VT - Jackson, J 5 yd run (Slye, Joey kick)
4th - 02:34 - OSU - Ammendola, Matt 38 yd field goal

	VT	OSU
FIRST DOWNS	31	24
RUSHES-YARDS (NET)	50-248	32-137
PASSING YDS (NET)	270	351
Passes Att-Comp-Int	42-23-1	32-21-0
TOTAL OFFENSE PLAYS-YARDS	92-518	64-488
Fumble Returns-Yards	0-0	1-3
Punt Returns-Yards	2-13	2-5
Kickoff Returns-Yards	6-105	2-23
Interception Returns-Yards	0-0	1-30
Punts (Number-Avg)	3-40.0	2-46.0
Fumbles-Lost	1-1	0-0
Penalties-Yards	5-65	4-20
Possession Time	38:13	21:47
Third-Down Conversions	10 of 18	5 of 12
Fourth-Down Conversions	1 of 4	0 of 2
Red-Zone Scores-Chances	3-5	5-5
Sacks By: Number-Yards	3-17	2-24

RUSHING: Virginia Tech-McCleave, D 18-124; Peoples, S 10-56; Jackson, J 16-50; Holston, J 4-12; Murphy, H 1-5; Savoy, S 1-1. Oklahoma State-Hill, Justice 23-120; Brown, LD 1-12; Rudolph, Mason 5-6; King, J.D. 2-3; TEAM 1-minus 4.

PASSING: Virginia Tech-Jackson, J 22-41-1-248; Mumma, C 1-1-0-22. Oklahoma State-Rudolph, Mason 21-32-0-351.

RECEIVING: Virginia Tech-Patterson, P 7-59; Kumah, E 5-72; Grimsley, H 5-63; Carroll, C.J. 3-21; Murphy, H 1-24; Shegog, A 1-22; Clark, J 1-9. Oklahoma State-Washington, James 5-126; Ateman, Marcell 5-107; Stoner, Dillon 4-35; Abbott, Britton 2-32; Johnson, Tyrone 2-25; Lacy, Chris 1-15; McCleskey, Jalen 1-12; Hill, Justice 1-minus 1.

INTERCEPTIONS: Va. Tech-None. Oklahoma State-Curry, Darius 1-30.

FUMBLES: Virginia Tech-Jackson, J 1-1. Oklahoma State-None.


2018 Liberty Bowl December 31, 2018 | Memphis, Tenn.

Missouri
Oklahoma State

33
38

MEMPHIS, Tenn. (AP) -

Taylor Cornelius tied a Liberty Bowl record with four touchdown passes and Kolby Harvell-Peel made a critical fourth-down stop with 1:01 left as Oklahoma State edged No. 23 Missouri 38-33 in the 2018 Liberty Bowl.



Missouri faced fourth-and-1 when quarterback Drew Lock attempted a keeper around the right end. Harvell-Peel made an ankle tackle that stopped Lock short of the first-down marker.

That allowed Oklahoma State to hang on to win a game it had led 35-19 heading into the fourth quarter. The Cowboys snapped Missouri's four-game winning streak.

Bowl Recaps

Cornelius, a fifth-year senior and former walk-on, went 26 of 44 with four touchdown passes and two interceptions by Cam Hilton that sparked Missouri's comeback try. Both interceptions led to Missouri touchdowns.

Missouri's Larry Rountree III ran for 204 yards, including a 55-yard touchdown. Missouri's Johnathon Johnson had nine catches for 185 yards, including an 86-yard score. Lock was 23 of 38 for 373 yards with three touchdowns and no interceptions.

Chuba Hubbard rushed for 145 yards and a touchdown for Oklahoma State. Tyron Johnson had seven catches for 141 yards and two touchdowns.

Missouri wasted two chances to take the lead in the fourth quarter. Oklahoma State was clinging to a 35-33 lead when Mike Scott blocked Tucker McCann's 42-yard field goal attempt with 9:22 left.

The blocked field goal came after a foiled fake-punt attempt by OSU gave Missouri the ball at the Cowboys' 32-yard line.

The Cowboys won while playing at far less than full strength. Oklahoma State's offense was missing leading rusher Justice Hill and guard Larry Williams, who sat out the bowl game to prepare for the NFL draft. Its defense was short-handed after losing cornerbacks Rodarius Williams and Kemah Siverand to targeting penalties — Williams in the first quarter and Siverand early in the fourth period — and safety Malcolm Rodriguez to a second-quarter injury.

Score by Quarters	1	2	3	4	Score
Missouri	3	13	3	14	33
Oklahoma State	7	7	21	3	38

Scoring Plays

1st - 09:27 - OSU - Stoner 30 yd pass from Cornelius (Ammendola kick)
 1st - 06:46 - MU - McCann, Tucker 24 yd field goal
 2nd - 07:49 - MU - Gicinto, D. 5 yd pass from Lock, Drew (McCann, kick)
 2nd - 05:31 - OSU - Johnson 7 yd pass from Cornelius (Ammendola kick)
 2nd - 03:35 - MU - Blanton 16 yd pass from Lock (McCann kick failed)
 3rd - 11:49 - OSU - Wallace, Ty. 9 yd pass from Cornelius (Ammendola kick)
 3rd - 10:21 - OSU - Hubbard, Chuba 4 yd run (Ammendola, Matt kick)
 3rd - 04:20 - MU - McCann, Tucker 26 yd field goal
 3rd - 03:08 - OSU - Johnson 46 yd pass from Cornelius (Ammendola kick)
 4th - 14:41 - MU - Johnson 86 yd pass from Lock, Drew (McCann kick)
 4th - 11:50 - MU - Rountree, Larry 55 yd run (McCann, Tucker kick)
 4th - 05:54 - OSU - Ammendola, Matt 27 yd field goal

	MU	OSU
FIRST DOWNS	27	27
RUSHES-YARDS (NET)	42-264	35-169
PASSING YDS (NET)	373	333
Passes Att-Comp-Int	38-23-0	45-27-2
TOTAL OFFENSE PLAYS-YARDS	80-637	80-502
Fumble Returns-Yards	0-0	0-0
Punt Returns-Yards	2--7	0-0
Kickoff Returns-Yards	3-48	0-0
Interception Returns-Yards	2-2	0-0
Punts (Number-Avg)	3-52.0	3-47.7
Fumbles-Lost	3-1	1-0

Penalties-Yards	6-65	7-76
Possession Time	32:25	27:35
Third-Down Conversions	9 of 18	9 of 14
Fourth-Down Conversions	1 of 3	0 of 1
Red-Zone Scores-Chances	4-5	4-4
Sacks By: Number-Yards	2-9	0-0

RUSHING: Missouri-Rountree, Larry 27-204; Badie, Tyler 9-30; Lock, Drew 6-30. Oklahoma State-Hubbard, Chuba 18-145; Cornelius, Taylor 12-21; Hockett, Matt 1-5; Brown, LD 2-3; TEAM 2-minus 5.

PASSING: Missouri-Lock, Drew 23-38-0-37.3. Oklahoma State-Cornelius, Taylor 26-44-2-33.6; Wallace, Tyran 1-1-0-minus 3.

RECEIVING: Missouri-Johnson, Johnat 9-185; Blanton, Kendal 4-35; Banister, Barre 3-37; Hall, Emanuel 2-72; Gicinto, Domini 2-30; Knox, Jalen 1-6; Badie, Tyler 1-5; Rountree, Larry 1-3. Oklahoma State-Johnson, Tyron 7-141; Wallace, Tyran 7-83; Stoner, Dillon 6-59; Hubbard, Chuba 3-37; Wolf, Landon 3-16; Cornelius, Taylor 1-minus 3.

INTERCEPTIONS: Missouri-Hilton, Cam 2-2. Oklahoma State-None.

FUMBLES: Missouri-Knox, Jalen 1-1; Badie, Tyler 1-0; Floyd, Richard 1-0. Oklahoma State-Cornelius, Taylor 1-0.

2019 Texas Bowl

December 27, 2019 | Houston

Oklahoma State		21
Texas A&M		24

HOUSTON (AP) — Kellen Mond ran for a career-high 117 yards and threw a touchdown pass as Texas A&M scored 24 straight points to overcome an early deficit and beat Oklahoma State 24-21 in the Texas Bowl.



Mond ran 67 yards to give the Aggies (8-5) a 21-14 lead early in the fourth quarter. Mond cut to the right to avoid a couple of defenders and outran everyone else. Tre Sterling had a shot to tackle him around the 25, but Mond ran away from his diving attempt.

The Cowboys (8-5) went for it on fourth-and-1 from the Texas A&M 34 on their next possession, but Spencer Sanders was stopped for no gain.

The Aggies added a 24-yard field goal to make it 24-14 with about three minutes to go.

Oklahoma State cut the lead to three on a touchdown reception by Braydon Johnson with about a minute left. The Cowboys attempted an onside kick, but A&M recovered it to secure the victory.

Chuba Hubbard, who finished the regular season as the nation's leading rusher, ran for 158 yards, and Johnson had 124 yards receiving and two touchdowns for the Cowboys.

Hubbard finished the season with 2,094 yards rushing to become the second player in school history to reach 2,000, joining Barry Sanders, who did it in 1988 when he won the Heisman Trophy. Sanders tweeted congratulations to Hubbard after he reached the mark and said: "I know the effort it takes to get there."

Score by Quarters	1	2	3	4	Score
Oklahoma State	14	0	0	7	21
Texas A&M	0	7	7	10	24

Scoring Plays

1st - 07:47 - OSU - Johnson,B. 42 yd pass from Brown,D. (Ammendola, kick)
 1st - 01:33 - OSU - Brown, Dru 9 yd run (Ammendola, Matt kick),
 2nd - 05:39 - TAMU - Isaiah Spiller 1 yd run (Seth Small kick)
 3rd - 10:32 - TAMU - Ausbon 10 yd pass from Mond (Small kick)
 4th - 10:45 - TAMU - Kellen Mond 67 yd run (Seth Small kick)
 4th - 02:52 - TAMU - Seth Small 24 yd field goal
 4th - 01:04 - OSU - Johnson,B., 5 yd pass from Brown, D. (Ammendola kick)

	OSU	TAMU
FIRST DOWNS	17	19
RUSHES-YARDS (NET)	31-150	41-248
PASSING YDS (NET)	184	95
Passes Att-Comp-Int	28-15-0	19-13-0
TOTAL OFFENSE PLAYS-YARDS	59-334	60-343
Fumble Returns-Yards	0-0	0-0
Punt Returns-Yards	0-0	1-3
Kickoff Returns-Yards	2-43	2-36
Interception Returns-Yards	0-0	0-0
Punts (Number-Avg)	5-36.4	4-38.8
Fumbles-Lost	0-0	2-2
Penalties-Yards	5-42	8-56
Possession Time	25:47	34:13
Third-Down Conversions	4 of 12	5 of 10
Fourth-Down Conversions	0 of 1	0 of 0
Red-Zone Scores-Chances	2-2	3-4
Sacks By: Number-Yards	1-6	4-30

RUSHING: Oklahoma State-Hubbard, Chuba 19-158; Sanders, Spencer 2-3; Brown, LD 1-minus 2; Brown, Dru 9-minus 9. Texas A&M-Kellen Mond 12-117; Isaiah Spiller 19-77; Ainius Smith 7-54; Quartney Davis 1-4; Team 2-minus 4.

PASSING: Oklahoma State-Brown, Dru 15-28-0-18.4. Texas A&M-Kellen Mond 13-19-0-9.5.

RECEIVING: Oklahoma State-Johnson, Braydon 5-124; Stoner, Dillon 3-1; McCray, Jordan 2-21; Hubbard, Chuba 2-15; Brown, LD 1-15; Woods, Jelani 1-4; Wolf, Landon 1-4. Texas A&M-Quartney Davis 6-48; Ainius Smith 2-13; Isaiah Spiller 2-minus 4; J Wydermyer 1-28; Jhamon Ausbon 1-10; Camron Buckley 1-0.

INTERCEPTIONS: Oklahoma State-None. Texas A&M-None.

FUMBLES: Oklahoma State-None. Texas A&M-Kellen Mond 2-2



Bowl Recaps

2020 Cheez-It Bowl December 29, 2020 | Orlando, Fla.

Oklahoma State 37
Miami (Fla.) 34

ORLANDO, Fla. (AP) — Spencer Sanders threw for 305 yards and four touchdowns, and Oklahoma State held off No. 18 Miami for a 37-34 victory in the 2020 Cheez-It Bowl.



OSU (8-3) called 15 consecutive pass plays to open the game and stormed out to a 21-0 lead. Sanders threw TD passes of 30 and 32 yards to Brennan Presley, and LD Brown had a 2-yard touchdown run.

Sanders also led the Cowboys with 45 yards rushing and was named Most Valuable Player.

Presley caught a third touchdown pass in the fourth quarter to put Oklahoma State up 37-26. He finished with six receptions for 118 yards. Tay Martin had six catches for 73 yards, and Dillon Stoner also caught a touchdown pass.

Miami (8-3) got on the board in the second quarter when D'Eriq King threw a 10-yard touchdown pass to Brevin Jordan. But King left with a right knee injury with 4:06 remaining in the first half.

The Hurricanes rallied behind backup quarterback N'Kosi Perry, who threw for 228 yards and two touchdowns. Cam'Ron Harris' 42-yard touchdown run made it 21-19 in the third quarter, but Jordan came up short on the 2-point conversion.

Perry's 5-yard TD pass to Michael Harley helped the Hurricanes close to 37-34 with 5:39 left. But he misfired on six of his final nine passes, and his 6-yard pass to Michael Redding III was not enough to convert a fourth-and-9 with under two minutes remaining.

Score by Quarters	1	2	3	4	Score
Oklahoma State	21	0	3	13	37
Miami	0	10	9	15	34

Scoring Plays

- 1st - 11:39 - OSU - Presley, B 30 yd pass from Sanders, S (Pohl kick)
- 1st - 05:25 - OSU - Brown, LD 2 yd run (Pohl, Brady kick)
- 1st - 00:56 - OSU - Presley, B 32 yd pass from Sanders, S (Pohl kick)
- 2nd - 14:14 - UM - Jordan, B 10 yd pass from King, D (Borregales, J kick)
- 2nd - 03:55 - UM - Borregales, J 22 yd field goal
- 3rd - 13:25 - UM - Borregales, J 40 yd field goal
- 3rd - 08:45 - UM - Harris, C 42 yd run (Perry, N pass failed)
- 3rd - 02:57 - OSU - Pohl, Brady 26 yd field goal
- 4th - 14:19 - OSU - Stoner, Dillon 5 yd pass from Sanders, S (Pohl, B kick)
- 4th - 12:03 - UM - Jordan, B 1 yd pass from Perry, N (Borregales, J kick)
- 4th - 09:50 - OSU - Presley, B 16 yd pass from Sanders, S (Pohl kick failed)
- 4th - 05:39 - UM - Harley, M 5 yd pass from Perry, N (Few, M rush)

	OSU	UM
FIRST DOWNS	29	27
RUSHES-YARDS (NET)	43-113	30-156
PASSING YDS (NET)	305	356

Passes Att-Comp-Int	40-27-0	48-30-0
TOTAL OFFENSE PLAYS-YARDS	83-418	78-512
Fumble Returns-Yards	0-0	0-0
Punt Returns-Yards	0-0	1-2
Kickoff Returns-Yards	2-37	5-104
Interception Returns-Yards	0-0	0-0
Punts (Number-Avg)	5-41.6	3-44.7
Fumbles-Lost	1-0	2-2
Penalties-Yards	9-81	8-76
Possession Time	33:49	26:11
Third-Down Conversions	6 of 15	4 of 14
Fourth-Down Conversions	1 of 1	3 of 5
Red-Zone Scores-Chances	4-5	4-4
Sacks By: Number-Yards	1-7	2-15

RUSHING: Oklahoma State-Sanders, Spencer 13-45; Brown, LD 12-42; Jackson, Dezmon 7-21; Richardson, D. 7-14; Presley, B, 1-6; TEAM 3-minus 15. Miami-Harris, C 6-52; Chaney, D 6-50; King, D 8-18; Harley, M 2-13; Pope, M 1-12; Perry, N 6-10; Jordan, B 1-1.

PASSING: Oklahoma State-Sanders, Spencer 27-40-0-305. Miami-Perry, N 19-34-0-228; King, D 10-13-0-113; Jordan, B 1-1-0-15.

RECEIVING: Oklahoma State-Presley, B, 6-118; Martin, Tay 6-73; Wallace, Tylan 6-45; Stoner, Dillon 5-43; Wolf, Landon 3-28; Brown, LD 1-minus 2. Miami-Jordan, B 8-96; Harley, M 8-69; Mallory, W 4-67; Chaney, D 3-44; Harris, C 2-38; Pope, M 2-14; King, D 1-15; Wiggins, D 1-7; Redding, M 1-6.

INTERCEPTIONS: Oklahoma State-None. Miami-None.

FUMBLES: Oklahoma State-Sanders, Spencer 1-0. Miami-Harley, M 1-1; Perry, N 1-1.

2022 Fiesta Bowl January 1, 2022 | Glendale, Ariz.

Oklahoma State 37
Notre Dame 35

GLENDALE, Ariz. — After Oklahoma State completed the largest comeback in team history, coach Mike Gundy put his own label on a 37-35 PlayStation Fiesta Bowl victory over Notre Dame.



"This is clearly the biggest win in the history of the school," Gundy said. "You're in a New Year's Day bowl. You're playing Notre Dame. Biggest comeback in the school history. ... The biggest win in the history of the school."

Oklahoma State rallied from a 28-7 deficit in the second quarter to score 30 straight points. The team's previous biggest comeback was 20 points down against Colorado in 1979.

Oklahoma State quarterback Spencer Sanders finished with 371 passing yards and four touchdowns to go with 125 rushing yards on 17 carries. He joined former Clemson quarterback Tajh Boyd as the only FBS players to record 350 pass yards, 100 rush yards and four touchdowns in a bowl game.

Notre Dame's loss spoiled the head-coaching debut for Marcus Freeman, promoted Dec. 3 from his defensive coordinator spot to succeed Brian Kelly. The Irish fell to 0-8 in BCS or New Year's Six bowls, the most losses by any team without a win. Their most recent win in a bowl that is now part of the New Year's Six was the 1994 Cotton Bowl Classic.

Score by Quarters	1	2	3	4	Score
Oklahoma State	7	7	17	6	37
Notre Dame	14	14	0	7	35

Scoring Summary

1st 13:21	ND	Styles, Lorenzo 29 yd pass from J. Coan (Doerer, Jonathan kick) 5-75, 1:39, OSU 0 - ND 7
07:05	ND	Tyree, Chris 53 yd pass from J. Coan (Doerer, Jonathan kick) 4-66, 2:08, OSU 0 - ND 14
01:46	OSU	Bray, Jaden 9 yd pass from S. Sanders (Brown, Tanner kick) 8-82, 2:29, OSU 7 - ND 14
2nd 11:04	ND	Mayer, Michael 16 yd pass from J. Coan (Doerer, Jonathan kick) 10-78, 3:43, OSU 7 - ND 21
01:16	ND	Mayer, Michael 7 yd pass from J. Coan (Doerer, Jonathan kick) 11-84, 4:25, OSU 7 - ND 28
00:37	OSU	Martin, Tay 9 yd pass from S. Sanders (Brown, Tanner kick) 4-75, 0:39, OSU 14 - ND 28
3rd 10:52	OSU	Martin, Tay 5 yd pass from S. Sanders (Brown, Tanner kick) 12-87, 4:04, OSU 21 - ND 28
02:47	OSU	Martin, Tay 8 yd pass from S. Sanders (Brown, Tanner kick) 10-89, 2:22, OSU 28 - ND 28
00:06	OSU	Brown, Tanner 38 yd FG 7-36, 2:17, OSU 31 - ND 28
4th 09:07	OSU	Brown, Tanner 41 yd FG 7-37, 2:40, OSU 34 - ND 28
02:16	OSU	Brown, Tanner 25 yd FG 4-7, 0:22, OSU 37 - ND 28
01:05	ND	Austin, Kevin 25 yd pass from J. Coan (Doerer, Jonathan kick) 8-75, 1:11, OSU 37 - ND 35

	OSU	ND
FIRST DOWNS	34	27
RUSHES-YARDS (NET)	44-234	21-42
PASSING YDS (NET)	371	509
Passes Att-Comp-Int	34-51-0	38-68-1
TOTAL OFFENSE PLAYS-YARDS	95-605	89-551
Fumble Returns-Yards	1-3	0-0
Punt Returns-Yards	0-0	4-9
Kickoff Returns-Yards	2-26	2-44
Interception Returns-Yards	1-11	0-0
Punts (Number-Avg)	6-45.2	7-36.0
Fumbles-Lost	2-2	2-1
Penalties-Yards	4-45	5-45
Possession Time	29:06	30:54
Third-Down Conversions	3 of 14	11 of 20
Fourth-Down Conversions	1 of 1	0 of 1
Red-Zone Scores-Chances	7-9	2-2
Sacks By: Number-Yards	2-10	1-11

RUSHING: Oklahoma State-Sanders, Spencer 17-125; Warren, Jaylen 19-82; Brown, LD 3-27; Presley, Brennan 1-5; Richardson, Dominic 1-3; Richardson, John Paul 1-minus 1; TEAM 2-minus 7. Notre Dame-Diggs, Logan 9-29; Tyree, Chris 6-18; Lenzy, Braden 1-0; Estime, Audric 1-minus 1; Coan, Jack 4-minus 4.

PASSING: Oklahoma State-Sanders, Spencer 34-51-0-371. Notre Dame-Coan, Jack 38-68-1-509.

RECEIVING: Oklahoma State-Presley, Brennan 10-137; Martin, Tay 10-104; Warren, Jaylen 6-34; Richardson, John Paul 4-42; Owens, Rashod 1-25; Green, Bryson 1-17; Bray, Jaden 1-9; Brown, LD 1-3. Notre Dame-Styles, Lorenzo 8-136; Mayer, Michael 7-72; Lenzy, Braden 7-60; Tyree, Chris 6-115; Austin, Kevin 6-105; Diggs, Logan 4-21.

INTERCEPTIONS: Oklahoma State-Rodriguez, Malcolm 1-11. Notre Dame-None.

FUMBLES: Oklahoma State-Sanders, Spencer 1-1; Presley, Brennan 1-1. Notre Dame-Diggs, Logan 1-1; Salerno, Matt 1-0.

Bowl Recaps

2022 Guaranteed Rate Bowl December 27, 2022 | Phoenix

Wisconsin
Oklahoma State

24
17

PHOENIX - Oklahoma State had possession of the ball and a chance to tie or take the lead late, but Wisconsin got the stop it needed to preserve a 24-17 win in the Guaranteed Rate Bowl played at Chase Field.



The Cowboys trailed, 24-7, after three quarters but scored 10 unanswered to start the fourth. The OSU defense forced a three-and-out and got the ball back with 2:51 remaining, but senior cornerback Cedrick Dort Jr., picked off a deep pass attempt to stall the Cowboys' chances.

Wisconsin controlled most of the game, but when Oklahoma State hit, the Cowboys hit hard. True freshman quarterback Garret Rangel connected with fellow true freshman Stephon Johnson, Jr., for an 84-yard touchdown pass in the first quarter - the longest in OSU bowl history. Rangel later connected with Brennan Presley on a 41-yard strike to set up a fourth-quarter touchdown and then found Rashod Owens for a 41-yard pass that set up a fourth-quarter field goal.

Rangel finished with 229 passing yards and two touchdowns, one of which was an scrambling underhanded toss to fellow true freshman running back Ollie Gordon on a fourth-and-goal play from inside the one-yard line.

With six catches for 74 yards, Presley was OSU's top receiver, with Gordon pacing the ground game with 12 carries and 45 yards.

Score by Quarters	1	2	3	4	Score
Wisconsin	3	14	7	0	24
Oklahoma State	7	0	0	10	17

Scoring Plays

1st - 10:19 - WIS - N.Van Zelst 47 yd FG
 1st - 05:56 - OSU - S.Johnson Jr. 84 yd pass from Rangel (T.Brown kick)
 2nd - 05:23 - WIS - C.Mellusi 1 yd run (N.Van Zelst kick)
 2nd - 00:44 - WIS - H.Rucci 15 yd pass from C.Wolf (N.Van Zelst kick)
 3rd - 06:42 - WIS - B.Allen 20 yd run (N.Van Zelst)
 4th - 12:57 - OSU - O.Gordon 1 yd pass from G.Rangel (T.Brown kick)
 4th - 05:08 - OSU - T.Brown 24 yd FG

	WIS	OSU
FIRST DOWNS	21	10
RUSHES-YARDS (NET)	47-258	26-52
PASSING YDS (NET)	116	229
Passes Att-Comp-Int	16-26-1	14-31-2
TOTAL OFFENSE PLAYS-YARDS	73-374	57-281
Punts (Number-Avg)	7-46.7	9-45.1
Fumbles-Lost	1-1	0-0
Penalties-Yards	2-20	3-35

Rushing: Wisconsin-Allen, Braelon 22-116; Mellusi, Chez 16-77; Bell, Skyler 1-44; Dike, Chimere 2-16; Vujnovich, Andy 1-13; Davis, Julius 2-8; Wolf, Chase 3-minus 16. Oklahoma State-Gordon, Ollie 12-45; Jackson, Deondre 5-8; Nixon, Jaden 2-6; Rangel, Garret 6-minus 3; Presley, Brennan 1-minus 4.

Passing: Wisconsin-Wolf, Chase 16-26-1-116. Oklahoma State-Rangel, G. 14-31-2-229.

Receiving: Wisconsin-Dike, Chimere 3-36; Rucci, Hayden 2-28; Lewis, Keontez 3-26; Eschenbach, Jack 2-14; Bell, Skyler 1-5; Davis, Julius 1-3; Seagreaves, JT 1-3; Schipper, Brady 1-1; Allen, Braelon 2-0; Ingram, Dean 0-0. Oklahoma State-Johnson Jr., Stephon 1-84; Presley, Brennan 6-74; Owens, Rashod 1-41; Richardson, John Paul 2-21; Shettron, Talyn 1-10; Gordon, Ollie 1-1; Cassity, Braden 0-0; Johnson, Braydon 1-minus 1; Nixon, Jaden 1-minus 1.

Fumbles: Wisconsin-Wolf, Chase 1-1. Oklahoma State-None.



Bowl Records - Team

Total Points Scored

1.	62	1988 Holiday
2.	58	2013 Heart of Dallas
3.	49	2007 Insight
4.	41	2012 Fiesta
5.	38	2018 Liberty
	38	2016 Alamo
7.	37	2022 Fiesta
	37	2020 Cheez-It
9.	36	2010 Alamo
10.	35	1987 Sun

Margin of Victory

1.	48	1988 Holiday
2.	44	2013 Heart of Dallas
3.	30	2016 Alamo
4.	26	2010 Alamo
5.	16	2007 Insight
6.	10	2002 Houston
	10	1983 Bluebonnet
8.	9	2017 Camping World
9.	8	2015 Cactus
10.	7	1984 Gator

Points in a Half

	Pts.	Bowl	Half
1.	45	1988 Holiday	2nd
2.	35	2007 Insight	1st
3.	30	2013 H. of Dallas	2nd
4.	28	2013 H. of Dallas	1st
5.	24	2018 Liberty	1st
	24	2015 Cactus	1st
	24	2014 Cotton	2nd
	24	2006 Indep.	1st
	24	1983 Bluebonnet	1st
10.	23	2022 Fiesta	2nd
	23	2010 Alamo	1st
	23	1985 Gator	2nd

Points in a Quarter

	Pts.	Bowl	Qtr
1.	28	1988 Holiday	3rd
2.	21	2020 Cheez-It	1st
	21	2018 Liberty	3rd
	21	2012 Fiesta	2nd
	21	2007 Insight	1st
6.	18	1983 Bluebonnet	2nd
7.	17	2022 Fiesta	3rd
	17	2014 Cotton	4th
	17	2013 H. of Dallas	3rd
	17	2010 Alamo	1st
	17	2008 Holiday	1st
	17	2006 Indep.	2nd
	17	1988 Holiday	4th
	17	1985 Gator	3rd

Touchdowns Scored

1.	8	1988 Holiday
2.	7	2013 Heart of Dallas
	7	2007 Insight
	7	1974 Fiesta
5.	5	2020 Cheez-It
	5	2016 Alamo
	5	2012 Fiesta
	5	1987 Sun
9.	4	2022 Fiesta
	4	2018 Liberty
	4	2014 Cotton

4	2010 Alamo
4	2008 Holiday
4	2006 Independence
4	2004 Cotton

First Downs

1.	34	2022 Fiesta
	34	1988 Holiday
3.	29	2020 Cheez-It
	29	2007 Insight
5.	28	2013 Heart of Dallas
6.	27	2008 Holiday
	27	2018 Liberty
8.	26	2014 Cotton
9.	24	1997 Alamo
	24	2016 Alamo
	24	2017 Camping World

Total Offense Yards

1.	698	1988 Holiday
2.	605	2022 Fiesta
3.	548	2014 Cotton
4.	527	2016 Alamo
5.	524	2013 Heart of Dallas
6.	513	2007 Insight
7.	504	2002 Houston
8.	502	2018 Liberty
9.	488	2017 Camping World
10.	473	2015 Cactus

Rushing Attempts

1.	51	1988 Holiday
2.	49	2015 Cactus
	49	2007 Insight
4.	47	1987 Sun
5.	45	1983 Bluebonnet
6.	44	2022 Fiesta
7.	43	2020 Cheez-It
	43	1984 Gator
9.	41	2016 Alamo
	41	2013 Heart of Dallas
	41	2006 Independence

Rushing Yards

1.	328	1988 Holiday
2.	234	2022 Fiesta
3.	227	2013 Heart of Dallas
4.	225	2007 Insight
5.	220	2006 Independence
6.	216	2002 Houston
7.	203	2014 Cotton
8.	199	2016 Alamo
9.	194	1997 Alamo
	194	1987 Sun

Yards Per Rush

1.	5.3	2022 Fiesta
2.	5.2	2013 Heart of Dallas
3.	5.1	2006 Independence
4.	5.0	2010 Cotton
	5.0	2004 Alamo
6.	4.8	2019 Texas
	4.8	2018 Liberty
8.	4.6	2016 Alamo
9.	4.4	2014 Cotton
10.	4.3	2017 Camping World
	4.3	2007 Insight

Rushing Touchdowns

1.	6	1988 Holiday
	6	1974 Fiesta
3.	4	2007 Insight
4.	3	2008 Holiday
	3	2006 Independence
	3	2004 Cotton
	3	1987 Sun
8.	2	2016 Alamo
	2	2016 Sugar
	2	2014 Cotton
	2	2012 Fiesta
	2	1981 Independence

Total Offense Plays

1.	96	2014 Cotton
2.	95	2022 Fiesta
3.	88	2008 Holiday
4.	85	1984 Gator
5.	83	2020 Cheez-It
	83	2007 Insight
7.	80	2018 Liberty
	80	1988 Sun
	80	1974 Fiesta
10.	79	1985 Gator
	79	1981 Holiday

Avg. Gain Per Play

1.	8.7	1988 Holiday
2.	7.6	2017 Camping World
3.	7.2	2012 Fiesta
4.	7.1	2016 Alamo
5.	7.0	2013 Heart of Dallas
6.	6.9	2002 Houston
7.	6.4	2022 Fiesta
8.	6.3	2018 Liberty
9.	6.2	2015 Cactus
	6.2	2007 Insight

Fumbles

1.	5	2010 Cotton
2.	4	1974 Fiesta
3.	3	2018 Liberty
	3	2007 Insight
	3	2006 Independence
	3	1981 Independence
7.	2	2022 Fiesta
	2	2016 Sugar
	2	2015 Cactus
	2	2014 Cotton
	2	1997 Alamo
	2	1984 Gator

Fumbles Lost

1.	3	2010 Cotton
2.	2	2022 Fiesta
	2	1974 Fiesta
4.	1	Several times

Penalties

1.	10	2014 Cotton
	10	2007 Insight
	10	2002 Houston
4.	9	2020 Cheez-It
	9	2006 Independence
6.	8	1997 Alamo
7.	7	2018 Liberty

7	2016 Sugar
7	2015 Cactus
7	2013 Heart of Dallas
7	1974 Fiesta

Penalty Yards

1.	103	2007 Insight
2.	100	2014 Cotton
3.	97	2002 Houston
4.	81	2020 Cheez-It
5.	77	2016 Sugar
	77	2006 Independence
7.	76	2018 Liberty
8.	70	1997 Alamo
9.	66	2010 Alamo
10.	62	2013 Heart of Dallas
	62	2010 Cotton

Passes Intercepted

1.	4	2010 Cotton
2.	3	2010 Alamo
	3	1997 Alamo
4.	2	2018 Liberty
	2	2013 Heart of Dallas
	2	1988 Holiday
	2	1983 Bluebonnet
8.	1	Several times

Most Time of Possession

1.	36:26	2008 Holiday
2.	35:45	2015 Cactus
3.	34:28	1984 Gator
4.	34:25	1997 Alamo
5.	33:49	2020 Cheez-It
6.	32:24	2016 Alamo
7.	31:53	2016 Sugar
8.	31:52	2007 Insight
9.	31:49	1985 Gator
10.	29:28	2002 Houston

Least Time of Possession

1.	18:13	2012 Fiesta
2.	21:47	2017 Camping World
3.	22:02	2022 Guaranteed Rate
4.	22:29	2010 Alamo
5.	23:53	1981 Independence
6.	25:09	2004 Alamo
7.	25:23	2010 Cotton
8.	25:47	2019 Texas
9.	27:08	2013 Heart of Dallas
10.	27:31	1987 Sun

Third-Down Pct. (min. 5 attempts)

	Pct.	Bowl
1.	81.2	1988 Holiday
2.	64.3	2018 Liberty
3.	60.0	1987 Sun
4.	53.8	2007 Insight
5.	50.0	2016 Alamo
	50.0	1984 Gator
7.	40.9	2014 Cotton
8.	40.0	2020 Cheez-It
9.	38.5	2006 Independence
	38.5	2004 Cotton

Sacks By

1.	7	1988 Holiday
2.	5	2010 Alamo
3.	4	2002 Houston
4.	3	2016 Alamo
	3	2013 Heart of Dallas
	3	2010 Cotton
	3	1981 Independence
8.	2	2022 Guaranteed Rate
	2	2022 Fiesta
	2	2017 Camping World
	2	2016 Sugar
	2	2015 Cactus
	2	2014 Cotton
	2	2012 Fiesta
	2	2008 Holiday
	2	2006 Independence
	2	1985 Gator

Field Goals Made

1.	4	2002 Houston
2.	3	2022 Fiesta
	3	2017 Camping World
	3	2015 Cactus
	3	2013 Heart of Dallas
	3	2010 Alamo
7.	2	2016 Sugar
	2	2012 Fiesta
	2	2006 Independence
	2	1988 Holiday

Points off Turnovers

1.	24	2013 Heart of Dallas
2.	16	2010 Alamo
3.	10	2014 Cotton
4.	7	2022 Guaranteed Rate
	7	2020 Cheez-It
	7	2010 Cotton
	7	2006 Independence
	7	2004 Cotton
	7	1976 Tangerine
9.	3	2017 Camping World
	3	2015 Cactus
	3	2012 Fiesta



Bowl Records - Individual

Offense

Points Scored

1.	30	Barry Sanders	Jr.	RB	1988 Holiday
2.	24	Thurman Thomas	Sr.	RB	1987 Sun
	24	Terry Miller	Jr.	RB	1976 Tangerine
4.	18	Tay Martin	Sr.	WR	2022 Fiesta
	18	Brennan Presley	Fr.	WR	2020 Cheez-It
	18	Justin Blackmon	Jr.	WR	2012 Fiesta
7.	16	Quinn Sharp	Sr.	PK	2012 Heart of Dallas
8.	15	Luke Phillips	Jr.	PK	2002 Houston
9.	14	Cary Blanchard	So.	PK	1988 Holiday
	14	Duane Wood	Sr.	HB	1958 Bluegrass

Touchdowns Scored

1.	5	Barry Sanders	Jr.	RB	1988 Holiday
2.	4	Thurmon Thomas	Sr.	RB	1987 Sun
3.	3	Tay Martin	Sr.	WR	2022 Fiesta
	3	Brennan Presley	Fr.	WR	2020 Cheez-It
	3	Terry Miller	Jr.	RB	1976 Tangerine
	3	Justin Blackmon	Jr.	WR	2012 Fiesta
7.	2	Braydon Johnson	So.	WR	2019 Texas
	2	Tyron Johnson	Jr.	WR	2018 Liberty
	2	J.W. Walsh	Sr.	QB	2016 Sugar
	2	Justin Blackmon	So.	WR	2010 Alamo
	2	Kendall Hunter	So.	RB	2008 Holiday
	2	Dez Bryant	Fr.	WR	2007 Insight
	2	Zac Robinson	So.	QB	2007 Insight
	2	Keith Toston	Fr.	RB	2006 Independence
	2	Vernard Morency	So.	HB	2004 Cotton

Rushing Attempts

1.	33	Thurman Thomas	Sr.	1987 Sun
2.	32	Desmond Roland	Sr.	2015 Cactus
	32	Thurman Thomas	Fr.	1984 Gator
4.	29	Barry Sanders	Jr.	1988 Holiday
5.	27	Ernest Anderson	Sr.	1983 Bluebonnet
6.	26	Forrest Campbell	Jr.	1958 Bluegrass
	26	Thurman Thomas	So.	1985 Gator
8.	25	Bob Fenimore	Sr.	1946 Sugar
9.	23	Terry Miller	Jr.	1976 Tangerine
	23	Dantrell Savage	Sr.	2007 Insight
	23	Justice Hill	So.	2017 Camping World

Rushing Yards

1.	222	Barry Sanders	Jr.	1988 Holiday
2.	178	Bob Fenimore	Jr.	1945 Cotton
3.	173	Terry Miller	Jr.	1976 Tangerine
4.	160	Tatum Bell	Jr.	2002 Houston
5.	158	Chuba Hubbard	So.	2019 Texas
6.	157	Thurman Thomas	Sr.	1987 Sun
7.	155	Thurman Thomas	Fr.	1984 Gator
8.	145	Chuba Hubbard	Fr.	2018 Liberty
9.	143	Ernest Anderson	Sr.	1983 Bluebonnet
10.	130	Forrest Campbell	Jr.	1958 Bluegrass

Rushing Touchdowns

1.	5	Barry Sanders	Jr.	1988 Holiday
2.	4	Terry Miller	Jr.	1976 Tangerine
	4	Thurman Thomas	Sr.	1987 Sun
4.	2	Bob Fenimore	Jr.	1945 Cotton
	2	Bob Fenimore	Sr.	1946 Sugar
	2	Vernard Morency	So.	2004 Cotton
	2	Keith Toston	Fr.	2006 Independence
	2	Zac Robinson	So.	2007 Insight
	2	Kendall Hunter	So.	2008 Holiday
10.	1	By several		

Longest Rush

1.	88	Tatum Bell	Jr.	2002 Houston
2.	78	Terry Miller	Jr.	1976 Tangerine
3.	67	Barry Sanders	Jr.	1988 Holiday
4.	46	Kendall Hunter	Jr.	2010 Cotton
5.	42	Chuba Hubbard	So.	2019 Texas
6.	39	Ernest Anderson	Sr.	1983 Bluebonnet
7.	37	Chuba Hubbard	So.	2019 Texas
	37	Justice Hill	Fr.	2016 Alamo
9.	33	Chuba Hubbard	Fr.	2018 Liberty
10.	31	Justice Hill	So.	2017 Camping World

Yards Per Rush (min. 10 att.)

1.	12.3	Tatum Bell	Jr.	2002 Houston
2.	8.5	Bob Fenimore	Jr.	1945 Cotton
3.	8.3	Chuba Hubbard	So.	2019 Texas
4.	8.1	Chuba Hubbard	Fr.	2018 Liberty
5.	7.7	Barry Sanders	Jr.	1988 Holiday
6.	7.5	Terry Miller	Jr.	1976 Tangerine
	7.5	Jamaal Fobbs	Fr.	1997 Alamo
8.	7.4	Spencer Sanders	Jr.	2022 Fiesta
	7.4	J.W. Walsh	Sr.	2016 Sugar
10.	6.0	Donovan Woods	Fr.	2004 Alamo

Passes Attempted

1.	57	Clint Chelf	Sr.	2014 Cotton
2.	51	Spencer Sanders	Jr.	2022 Fiesta
3.	50	Zac Robinson	Jr.	2008 Holiday
4.	44	Taylor Cornelius	Sr.	2018 Liberty
5.	43	Brandon Weeden	Sr.	2012 Fiesta
	43	Ronnie Williams	So.	1985 Gator
7.	41	Brandon Weeden	Jr.	2010 Alamo
	41	Rusty Hilger	Sr.	1984 Gator
9.	40	Spencer Sanders	So.	2020 Cheez-It
	40	Josh Fields	Jr.	2002 Houston

Passes Completed

1.	34	Spencer Sanders	Jr.	2022 Fiesta
2.	33	Clint Chelf	Sr.	2014 Cotton
3.	30	Brandon Weeden	Sr.	2012 Fiesta
4.	27	Spencer Sanders	So.	2020 Cheez-It
	27	Zac Robinson	Jr.	2008 Holiday
6.	26	Taylor Cornelius	Sr.	2018 Liberty
7.	25	Brandon Weeden	Jr.	2010 Alamo
8.	24	Zac Robinson	So.	2007 Insight
	24	Rusty Hilger	Sr.	1984 Gator
10.	22	Mason Rudolph	Jr.	2016 Alamo

Passing Yards

1.	399	Brandon Weeden	Sr.	2012 Fiesta
2.	377	Clint Chelf	Sr.	2014 Cotton
3.	371	Spencer Sanders	Jr.	2022 Fiesta
4.	351	Mason Rudolph	Sr.	2017 Camping World
5.	336	Taylor Cornelius	Sr.	2018 Liberty
6.	329	Zac Robinson	Jr.	2008 Holiday
7.	315	Mike Gundy	Jr.	1988 Holiday
8.	314	Mason Rudolph	Jr.	2016 Alamo
9.	310	Josh Fields	So.	2002 Houston
10.	307	Josh Fields	Jr.	2004 Cotton

Passing Touchdowns

1.	4	Spencer Sanders	Jr.	2022 Fiesta
	4	Spencer Sanders	So.	2020 Cheez-It
	4	Taylor Cornelius	Sr.	2018 Liberty
4.	3	Mason Rudolph	Jr.	2016 Alamo
	3	Clint Chelf	Jr.	2013 Heart of Dallas
	3	Brandon Weeden	Sr.	2012 Fiesta
	3	Zac Robinson	So.	2007 Insight
8.	2	Garret Rangel	Fr.	2022 Guaranteed Rate
	2	Dru Brown	Sr.	2019 Texas
	2	Mason Rudolph	Sr.	2017 Camping World
	2	Mason Rudolph	Fr.	2015 Cactus
	2	Clint Chelf	Sr.	2014 Cotton
	2	J.W. Walsh	Fr.	2013 Heart of Dallas
	2	Brandon Weeden	Jr.	2010 Alamo
	2	Josh Fields	Fr.	2002 Houston
	2	Mike Gundy	Jr.	1988 Holiday
	2	Ronnie Williams	So.	1985 Gator
	2	Rusty Hilger	Jr.	1983 Bluebonnet

Longest Pass

1.	84	Garret Rangel	Fr.	2022 Guaranteed Rate
2.	71	Brandon Weeden	Jr.	2010 Alamo
3.	67	Brandon Weeden	Sr.	2012 Fiesta
4.	65	Mason Rudolph	Sr.	2017 Camping World
5.	57	Dru Brown	Sr.	2019 Texas
6.	51	Josh Fields	Fr.	2002 Houston
7.	48	Mason Rudolph	Fr.	2015 Cactus
8.	46	Taylor Cornelius	Sr.	2018 Liberty
	46	Mason Rudolph	Jr.	2016 Alamo
10.	44	Josh Fields	Jr.	2004 Cotton

Passes Had Intercepted

1.	4	Zac Robinson	Sr.	2010 Cotton
2.	2	Garret Rangel	Fr.	2022 Guaranteed Rate
	2	Taylor Cornelius	Sr.	2018 Liberty
	2	Clint Chelf	Sr.	2014 Cotton
	2	Zac Robinson	Jr.	2008 Holiday
	2	Tony Lindsay	Fr.	1997 Alamo
	2	Mike Gundy	So.	1987 Sun
	2	Ronnie Williams	So.	1985 Gator
9.	1	By several		

Pass Completion Pct. (min. 20 attempts)

1.	83.3	Mike Gundy	Jr.	1988 Holiday
2.	77.3	Clint Chelf	Jr.	2013 Heart of Dallas
3.	70.6	Zac Robinson	So.	2007 Insight
4.	69.8	Brandon Weeden	Sr.	2012 Fiesta
5.	68.8	Mason Rudolph	Jr.	2016 Alamo
6.	67.5	Spencer Sanders	So.	2020 Cheez-It
7.	66.7	Spencer Sanders	Jr.	2022 Fiesta
8.	65.6	Mason Rudolph	Sr.	2017 Camping World
9.	65.4	Mason Rudolph	Fr.	2015 Cactus
10.	63.6	Josh Fields	Jr.	2004 Cotton

Receptions

1.	13	Dez Bryant	So.	2008 Holiday
2.	11	Rashaun Woods	Sr.	2004 Cotton
3.	10	Tay Martin	Sr.	2022 Fiesta
	10	Brennan Presley	So.	2022 Fiesta
	10	Hart Lee Dykes	Sr.	1988 Holiday
6.	9	James Washington	Jr.	2016 Alamo
	9	Justin Blackmon	Jr.	2012 Fiesta
	9	Justin Blackmon	So.	2010 Alamo
	9	Rashaun Woods	Jr.	2002 Houston
	9	Dez Bryant	Fr.	2007 Insight

Bowl Records - Individual

Receiving Yards

1.	223	Rashaun Woods	Sr.	2004 Cotton
2.	186	Justin Blackmon	Jr.	2012 Fiesta
3.	171	James Washington	Jr.	2016 Alamo
4.	167	Dez Bryant	So.	2008 Holiday
5.	164	Rashaun Woods	Jr.	2002 Houston
6.	163	Hart Lee Dykes	Sr.	1988 Holiday
7.	141	Tyron Johnson	Jr.	2018 Liberty
8.	137	Brennan Presley	So.	2022 Fiesta
9.	126	James Washington	Sr.	2017 Camping World
10.	124	Braydon Johnson	So.	2019 Texas

Touchdown Receptions

1.	3	Tay Martin	Sr.	2022 Fiesta
	3	Brennan Presley	Fr.	2020 Cheez-It
	3	Justin Blackmon	Jr.	2012 Fiesta
4.	2	Braydon Johnson	So.	2019 Texas
	2	Tyron Johnson	So.	2018 Liberty
	2	Justin Blackmon	So.	2010 Alamo
7.	1	By several		

Longest Reception

1.	84	Stephon Johnson Jr.	Fr.	2022 Guaranteed Rate
2.	71	Justin Blackmon	So.	2010 Alamo
3.	67	Justin Blackmon	Jr.	2012 Fiesta
4.	65	James Washington	Sr.	2017 Camping World
5.	57	Braydon Johnson	So.	2019 Texas
6.	51	Rashaun Woods	Jr.	2002 Houston
7.	48	James Castleman	Sr.	2015 Cactus
8.	47	Brandon Shepherd	Jr.	2015 Cactus
9.	46	James Washington	Jr.	2016 Alamo
	46	Tyron Johnson	Jr.	2018 Liberty

Defense

Total Tackles

1.	14	Orie Lemon	Sr.	2010 Alamo
	14	Matt Monger	Sr.	1984 Gator Bowl
	14	Matt Monger	Jr.	1983 Bluebonnet
4.	13	Tre Sterling	Jr.	2020 Cheez-It
	13	Donald Booker	Sr.	2010 Cotton
6.	12	Jason Taylor II	Fr.	2022 Guaranteed Rate
	12	Amen Ogbongbemiga	Jr.	2019 Texas
	12	Tre Flowers	Sr.	2017 Camping World
	12	Alex Elkins	Jr.	2012 Fiesta
	12	Leslie O'Neal	Jr.	1984 Gator Bowl

Quarterback Sacks

1.	3.0	Kevin Williams	Sr.	2002 Houston
2.	2.5	Ugo Chinasa	Jr.	2010 Cotton
3.	2.0	Brock Martin	Sr.	2022 Fiesta
	2.0	Tyler Johnson	Jr.	2013 Heart of Dallas
	2.0	Matt Monger	Jr.	1983 Bluebonnet
6.	1.5	Richetti Jones	Jr.	2010 Alamo
	1.5	Sim Drain III	Jr.	1988 Holiday
8.	1.0	Lyrrik Rawls	Fr.	2022 Guaranteed Rate
	1.0	Nathan Latu	Sr.	2022 Guaranteed Rate
	1.0	Amen Ogbongbemiga	Jr.	2019 Texas
	1.0	Vincent Taylor	So.	2016 Sugar

Tackles For Loss

1.	4.0	Kevin Williams	Sr.	2002 Houston
2.	3.0	Jimmy Bean	So.	2014 Cotton
	3.0	Richetti Jones	Jr.	2010 Alamo
	3.0	Patrick Lavine	Jr.	2008 Holiday
5.	2.5	Tre Sterling	Jr.	2020 Cheez-It
	2.5	Ugo Chinasa	Jr.	2010 Cotton
7.	2.0	By several		

Fumbles Forced

1.	2	Tyler Johnson	Jr.	2013 Heart of Dallas
2.	1	Lyrrik Rawls	Fr.	2022 Guaranteed Rate
	1	Kolby Harvell-Peel	Sr.	2022 Fiesta
	1	Leslie O'Neal	Jr.	1984 Gator
	1	Jon Holland	Sr.	2004 Alamo
	1	Martel Van Zant	Jr.	2006 Independence

1	Justin Gilbert	Jr.	2013 Heart of Dallas
1	Lyndell Johnson	So.	2013 Heart of Dallas
1	Seth Jacobs	So.	2015 Cactus
1	Justin Phillips	So.	2016 Alamo
1	K. Edison-Mcgruder	Sr.	2018 Liberty
1	A.J. Green	Jr.	2018 Liberty
1	Trace Ford	Fr.	2019 Texas

Fumbles Recovered

1.	3	Rodney Harding	Sr.	1984 Gator
2.	1	Kody Walterscheid	Jr.	2022 Guaranteed Rate
	1	Kolby Harvell-Peel	Sr.	2022 Fiesta
	1	Thomas Harper	So.	2020 Cheez-It
	1	Brock Martin	Jr.	2020 Cheez-It
	1	Ricky Adams	Jr.	1984 Gator
	1	Jamie Thompson	Jr.	2004 Alamo
	1	Victor DeGrate	Sr.	2006 Independence
	1	Ricky Price	Jr.	2008 Holiday
	1	Jermiah Price	Sr.	2010 Cotton
	1	Markelle Martin	Sr.	2012 Fiesta
	1	Daytawion Lowe	Jr.	2013 Heart of Dallas
	1	Brodrick Brown	Sr.	2013 Heart of Dallas
	1	Joe Mitchell	Jr.	2013 Heart of Dallas
	1	Ryan Simmons	So.	2014 Cotton
	1	James Castleman	Jr.	2014 Cotton
	1	Justin Phillips	Sr.	2018 Liberty
	1	Amen Ogbongbemiga	Jr.	2019 Texas
	1	Israel Antwine	So.	2019 Texas

Interceptions

1.	2	Andre Sexton	Sr.	2010 Cotton
2.	1	By several		

Pass Breakups

1.	3	R.W. McQuarters	Jr.	1997 Alamo
	3	Darrent Williams	So.	2002 Houston
	3	Daytawion Lowe	Sr.	2014 Cotton
4.	2	Kendal Daniels	Fr.	2022 Guaranteed Rate
	2	Malcolm Rodriguez	Sr.	2022 Fiesta
	2	Jabbar Muhammad	So.	2022 Fiesta
	2	Christian Holmes	Sr.	2020 Cheez-It
	2	Thomas Harper	So.	2020 Cheez-It
	2	Mark Moore	So.	1984 Gator
	2	Kevin Williams	Sr.	1997 Alamo
	2	Markelle Martin	Jr.	2010 Alamo
	2	Ramon Richards	Fr.	2015 Cactus
	2	Ramon Richards	Sr.	2017 Camping World

Kicks Blocked

1.	1	Mike Scott	Jr.	2018 Liberty
	1	Perrish Cox	Jr.	2008 Holiday

Quarterback Hurries

1.	3	Xavier Benson	Jr.	2022 Guaranteed Rate
2.	2	Trace Ford	Fr.	2019 Texas
	2	Trey Carter	Jr.	2017 Camping World
	2	Jarrell Owens	So.	2016 Alamo
	2	Ashton Lampkin	Sr.	2016 Alamo
6.	1	By several		



Kevin Williams had three sacks and four tackles for loss in the 2002 Houston Bowl.

Bowl Records - Individual

Special Teams

Punt Attempts

1.	9	Logan Ward	Fr.	2022 Guaranteed Rate
2.	8	Kip Smith	Sr.	2014 Cotton
	8	Quinn Sharp	Fr.	2010 Cotton
4.	7	Zach Sinor	Fr.	2016 Sugar
	7	Cole Farden	Sr.	2004 Alamo
	7	Rich Thompson	So.	1985 Gator
7.	6	Tom Hutton	Jr.	2022 Fiesta
	6	John Conway	Sr.	1983 Bluebonnet
	6	J.T. Neal	Sr.	1981 Independence
10.	5	By several		

Yards Per Punt (min. 3 punts)

1.	52.7	Quinn Sharp	Sr.	2013 Heart of Dallas
2.	50.2	Quinn Sharp	Fr.	2010 Cotton
3.	47.8	Zach Sinor	So.	2016 Alamo
4.	47.7	Matt Hockett	Sr.	2018 Liberty
5.	45.2	Tom Hutton	Jr.	2022 Fiesta
6.	45.1	Logan Ward	Fr.	2022 Guaranteed Rate
7.	44.8	Jason Davis	Sr.	1997 Alamo
8.	43.4	Quinn Sharp	Jr.	2012 Fiesta
9.	41.9	Cole Farden	Sr.	2004 Alamo
10.	41.6	Tom Hutton	So.	2020 Cheez-It

Longest Punt

1.	65	Quinn Sharp	Sr.	2013 Heart of Dallas
2.	63	Logan Ward	Fr.	2022 Guaranteed Rate
	63	Quinn Sharp	Fr.	2010 Cotton
4.	62	Cole Farden	Sr.	2004 Alamo
5.	59	Logan Ward	Fr.	2022 Guaranteed Rate
6.	56	Cary Cooper	Sr.	1987 Sun
7.	55	Tom Hutton	So.	2020 Cheez-It
	55	Zach Sinor	Fr.	2016 Sugar
	55	Cliff Parsley	So.	1974 Fiesta
10.	54	Matt Hockett	Sr.	2018 Liberty
	54	Zach Sinor	So.	2016 Alamo
	54	Jason Davis	Sr.	1997 Alamo
	54	John Conway	Sr.	1983 Bluebonnet
	54	J.T. Neal	Sr.	1981 Holiday

Punts Downed Inside the 20

1.	4	Kip Smith	Sr.	2015 Cactus
	4	Quinn Sharp	Fr.	2010 Cotton
3.	3	Zach Sinor	So.	2016 Alamo
	3	Zach Sinor	Fr.	2016 Sugar
	3	Quinn Sharp	Sr.	2013 Heart of Dallas
6.	2	Tom Hutton	Jr.	2022 Fiesta
	2	Tom Hutton	So.	2020 Cheez-It
	2	Tom Hutton	Fr.	2019 Texas
	2	Kip Smith	Jr.	2014 Cotton
	2	Quinn Sharp	Jr.	2012 Fiesta
	2	Matt Fodge	So.	2006 Independence

Punts Returned

1.	4	T. Davis-Bryant	Sr.	2002 Houston
2.	3	Barry Sanders	So.	1987 Sun
3.	2	Dillon Stoner	Fr.	2017 Camping World
	2	Jalen McCleskey	Fr.	2016 Sugar
	2	Josh Stewart	Jr.	2014 Cotton
	2	Josh Stewart	So.	2013 Heart of Dallas
	2	Josh Cooper	Sr.	2012 Fiesta
	2	Dez Bryant	Fr.	2007 Insight
	2	Tommy Devereaux	Jr.	2006 Independence
	2	Prentiss Elliot	Fr.	2004 Alamo
	2	Bobby Riley	Jr.	1985 Gator
	2	Malcom Lewis	Fr.	1983 Bluebonnet
	2	Barry Sanders	Jr.	1988 Holiday

Longest Punt Return

1.	64	Josh Stewart	So.	2013 Heart of Dallas
2.	19	Josh Cooper	So.	2010 Cotton
3.	15	Gabe Lindsay	Sr.	2004 Cotton
4.	14	T. Davis-Bryant	Sr.	2002 Houston
5.	13	Barry Sanders	Jr.	1988 Holiday
6.	12	Charlie Moore	Sr.	2014 Cotton
	12	Barry Sanders	So.	1987 Sun
8.	11	Bobby Riley	Jr.	1985 Gator
9.	10	Chris Massey	Sr.	2002 Houston
10.	9	Josh Cooper	Sr.	2012 Fiesta
	9	Dez Bryant	Fr.	2007 Insight
	9	Malcom Lewis	Fr.	1983 Bluebonnet

Punt Return Touchdowns

1. N/A

Kickoffs Returned

1.	6	Grant Jones	Sr.	2006 Independence
2.	4	Brandon Shepherd	Jr.	2015 Cactus
	4	Justin Gilbert	So.	2012 Fiesta
	4	Bobby Riley	Jr.	1985 Gator
5.	3	Justin Gilbert	Fr.	2010 Alamo
	3	Victor Johnson	Fr.	2008 Holiday
	3	Al'Darius Thompson	So.	2007 Insight
	3	Perrish Cox	So.	2007 Insight
	3	Robert Jones	Jr.	2004 Cotton
	3	Chris Massey	Sr.	2002 Houston
	3	Terry Miller	Jr.	1976 Tangerine

Longest Kickoff Return

1.	50	Justin Gilbert	So.	2012 Fiesta
2.	47	Chris Massey	Sr.	2002 Houston
3.	43	Perrish Cox	Jr.	2008 Holiday
4.	38	Braydon Johnson	So.	2019 Texas
5.	31	Brandon Sheperd	Jr.	2015 Cactus
6.	30	Terry Miller	Jr.	1976 Tangerine
7.	29	Grant Jones	Sr.	2006 Independence
8.	28	Barry Sanders	So.	1987 Sun
9.	27	Al'Darius Thompson	So.	2007 Insight
10.	26	Brandon Sheperd	Fr.	2013 Heart of Dallas
	26	Justin Gilbert	Fr.	2010 Alamo
	26	T. Davis-Bryant	Sr.	2002 Houston

Kickoff Return Touchdowns

1. N/A

Field Goals Made

1.	4	Luke Phillips	Jr.	2002 Houston
2.	3	Tanner Brown	Sr.	2022 Fiesta
	3	Ben Grogan	So.	2015 Cactus
	3	Dan Bailey	Sr.	2010 Alamo
	3	Quinn Sharp	Sr.	2013 Heart of Dallas
	3	Matt Ammendola	So.	2017 Camping World
7.	2	Ben Grogan	Fr.	2014 Sugar
	2	Quinn Sharp	Jr.	2012 Fiesta
	2	Jason Ricks	So.	2006 Independence
	2	Cary Blanchard	So.	1988 Sun

Field Goals Attempted

1.	5	Luke Phillips	Jr.	2002 Houston
2.	4	Tanner Brown	Sr.	2022 Fiesta
	4	Ben Grogan	So.	2015 Cactus
4.	3	Cary Blanchard	So.	1988 Sun
	3	Dan Bailey	Sr.	2010 Alamo
	3	Quinn Sharp	Sr.	2013 Heart of Dallas
	3	Matt Ammendola	So.	2017 Camping World
8.	2	By several		

Longest Field Goals

1.	52	Luke Phillips	Jr.	2002 Houston
2.	50	Dan Bailey	Sr.	2010 Alamo
3.	46	Luke Phillips	Jr.	2002 Houston
4.	45	Dan Bailey	So.	2008 Holiday
5.	44	Dan Bailey	Sr.	2010 Alamo
	44	Larry Roach	Jr.	1983 Bluebonnet
7.	42	Quinn Sharp	Sr.	2013 Heart of Dallas
	42	Larry Roach	Fr.	1981 Holiday
9.	41	Tanner Brown	Sr.	2022 Fiesta
10.	40	Ben Grogan	So.	2015 Cactus
	40	Dan Bailey	Sr.	2010 Alamo



Josh Stewart

Super Bowl Cowboys

The Super Bowl has been played 57 times. In more than half of those games (33, to be exact), at least one Oklahoma State player has been on the roster of a participating team.

Overall, 30 Cowboys have been on a Super Bowl roster for a total of 45 times, including Jon Kolb (Pittsburgh) and Thurman Thomas (Buffalo), who each played in four Super Bowls.



Super Bowl Cowboys

Name	Team	Position	Game	Year	Result
Billy Bajema	Baltimore	Tight End	XLVII	2013	Won
Ron Baker	Philadelphia	Offensive Line	XV	1981	Lost
Michael Bowie	Seattle	Offensive Line	XLVIII	2014	Won
Terry Brown	Minnesota	Safety	VIII	1974	Lost
			IX	1975	Lost
Keith Burns	Denver	Linebacker	XXXII	1998	Won
Perrish Cox	San Francisco	Cornerback	XLVII	2013	Lost
Tre Flowers	Cincinnati	Cornerback	LVI	2022	Lost
Walt Garrison	Dallas	Running Back	V	1971	Lost
			VI	1972	Won
Jason Gildon	Pittsburgh	Linebacker	XXX	1996	Lost
Jack Golden	NY Giants	Linebacker	XXXV	2001	Lost
	Tampa Bay	Linebacker	XXXVII	2003	Won
Tyreek Hill	Kansas City	Receiver	LIV	2020	Won
			LV	2021	Lost
Kendall Hunter	San Francisco	Running Back	XLVII	2013	Lost
Charlie Johnson	Indianapolis	Offensive Line	XLI	2007	Won
			XLIV	2010	Lost
Jon Kolb	Pittsburgh	Center	IX	1975	Won
			X	1976	Won
			XIII	1979	Won
			XIV	1980	Won
Jacob Lacey	Indianapolis	Defensive Back	XLIV	2010	Lost
Dexter Manley	Washington	Defensive End	XVII	1983	Won
			XVIII	1984	Lost
			XXII	1988	Won
Ryan McBean	Baltimore	Defensive Line	XLVII	2013	Won
R.W. McQuarters	NY Giants	Safety	XLII	2008	Won
Matt Monger	Buffalo	Linebacker	XXV	1991	Lost
Emmanuel Ogbah	Kansas City	Defensive End	LIV	2020	Won
Russell Okung	Seattle	Offensive Line	XLVIII	2014	Won
			XLIX	2015	Lost
Leslie O'Neal	San Diego	Defensive End	XXIX	1995	Lost
Ryan Robinson	Seattle	Defensive End	XLIX	2015	Lost
Josh Sills	Philadelphia	Offensive Line	LVII	2023	Lost
Antonio Smith	Arizona	Defensive End	XLIII	2009	Lost
Thurman Thomas	Denver	Defensive End	L	2016	Won
	Buffalo	Running Back	XXV	1991	Lost
			XXVI	1992	Lost
			XXVII	1993	Lost
			XXVIII	1994	Lost
John Washington	NY Giants	Defensive Tackle	XXV	1991	Won
James White	Minnesota	Defensive Tackle	XI	1977	Lost
Kevin Williams	Seattle	Defensive Tackle	XLIX	2015	Lost
Donovan Woods	Pittsburgh	Linebacker	XLIII	2009	Won



Emmanuel Ogbah was part of the Kansas City Chiefs' championship team in 2020.



Charlie Johnson won a Super Bowl with the Colts in 2007.

Cowboys in the Pro Bowl/NFL Draft Picks

Cowboys in the Pro Bowl

Oklahoma State has produced 64 Pro Bowl selections all-time and has had at least one player earn a spot in each of the last 19 Pro Bowls, dating back to 2005.

Player	Pos.	Team	Year
Billy Grimes	KR/PR	Green Bay Packers	1951
Billy Grimes	KR/PR	Green Bay Packers	1952
Jon Gilliam	C	Dallas Texans	1962
Tony Banfield	CB	Houston Oilers	1962
Tony Banfield	CB	Houston Oilers	1963
Tony Banfield	CB	Houston Oilers	1964
Duane Wood	CB	Kansas City Chiefs	1964
Dale Meinert	LB	St. Louis Cardinals	1964
Dale Meinert	LB	St. Louis Cardinals	1966
Dale Meinert	LB	St. Louis Cardinals	1968
Walt Garrison	FB	Dallas Cowboys	1973
Jerry Sherk	DT	Cleveland Browns	1974
Jerry Sherk	DT	Cleveland Browns	1975
Jerry Sherk	DT	Cleveland Browns	1976
Jerry Sherk	DT	Cleveland Browns	1977
Dexter Manley	DE	Washington Redskins	1986
Barry Sanders	RB	Detroit Lions	1990
Leslie O'Neal	LB	San Diego Chargers	1990
Thurman Thomas	RB	Buffalo Bills	1990
Barry Sanders	RB	Detroit Lions	1991
Leslie O'Neal	LB	San Diego Chargers	1991
Thurman Thomas	RB	Buffalo Bills	1991
Barry Sanders	RB	Detroit Lions	1992
Thurman Thomas	RB	Buffalo Bills	1992
Barry Sanders	RB	Detroit Lions	1993
Leslie O'Neal	DE	San Diego Chargers	1993
Thurman Thomas	RB	Buffalo Bills	1993
Thurman Thomas	RB	Buffalo Bills	1994
Barry Sanders	RB	Detroit Lions	1994
Leslie O'Neal	DE	San Diego Chargers	1994
Barry Sanders	RB	Detroit Lions	1995
Leslie O'Neal	DE	San Diego Chargers	1995
Leslie O'Neal	DE	San Diego Chargers	1996
Barry Sanders	RB	Detroit Lions	1996
Cary Blanchard	K	Indianapolis Colts	1997
Barry Sanders	RB	Detroit Lions	1997
Barry Sanders	RB	Detroit Lions	1998
Barry Sanders	RB	Detroit Lions	1999
Jason Gildon	LB	Pittsburgh Steelers	2001
Jason Gildon	LB	Pittsburgh Steelers	2002
Jason Gildon	LB	Pittsburgh Steelers	2003
Kevin Williams	DT	Minnesota Vikings	2005
Jamal Williams	DT	San Diego Chargers	2006
Kevin Williams	DT	Minnesota Vikings	2007
Jamal Williams	DT	San Diego Chargers	2007
Jamal Williams	DT	San Diego Chargers	2008
Kevin Williams	DT	Minnesota Vikings	2008
Kevin Williams	DT	Minnesota Vikings	2009
Kevin Williams	DT	Minnesota Vikings	2010
Kevin Williams	DT	Minnesota Vikings	2011
Antonio Smith	DE	Houston Texans	2012
Russell Okung	OL	Seattle Seahawks	2013
Dez Bryant	WR	Dallas Cowboys	2014
Dez Bryant	WR	Dallas Cowboys	2015
Dan Bailey	K	Dallas Cowboys	2016
Dez Bryant	WR	Dallas Cowboys	2017
Tyreek Hill	WR	Kansas City Chiefs	2017
Tyreek Hill	WR	Kansas City Chiefs	2018
Russell Okung	OL	Los Angeles Chargers	2018
Tyreek Hill	WR	Kansas City Chiefs	2019
Tyreek Hill	WR	Kansas City Chiefs	2020
Tyreek Hill	WR	Kansas City Chiefs	2021
Tyreek Hill	WR	Kansas City Chiefs	2022
Tyreek Hill	WR	Miami Dolphins	2023



Cowboys in the Draft

Oklahoma State has produced 185 draft picks. Since Mike Gundy took over as head coach in 2005, 41 OSU products have been drafted, highlighted by first-round picks Brandon Pettigrew, Russell Okung, Dez Bryant, Justin Blackmon, Brandon Weeden and Justin Gilbert.

Year	Lg	Rd	Pick	Player	Pos	Team
1939	NFL	20	186	George Vogler	C	Chicago Bears
1940	NFL	17	151	Ralph Foster	T	Chicago Cardinals
1942	NFL	14	124	Hugh Swink	T	Chicago Cardinals
1943	NFL	14	128	Ralph Tate	B	Green Bay Packers
1943	NFL	14	129	Lloyd Arms	G	Chicago Bears
1943	NFL	20	181	Al Scanland	B	Detroit Lions
1943	NFL	23	216	Gene Hoeman	E	New York Giants
1945	NFL	19	195	Joe Spencer	T	Philadelphia Eagles
1945	NFL	19	197	Ed Jeffers	G	Green Bay Packers
1945	NFL	20	206	Leo Pratt	T	Philadelphia Eagles
1945	NFL	24	250	Blair Brown	G	Philadelphia Eagles
1945	NFL	28	287	Jim Marsh	T	Pittsburgh Steelers
1945	NFL	32	330	Billy Joe Aldridge	B	Green Bay Packers
1946	NFL	8	66	Bert Cole	T	Green Bay Packers
1946	NFL	9	71	Jake Colhouer	G	Chicago Cardinals
1946	NFL	32	297	Otis Schellstede	G	Detroit Lions

1947	NFL	1	1	Bob Fenimore	HB	Chicago Bears
1947	NFL	1	8	Neill Armstrong	E	Philadelphia Eagles
1947	NFL	11	92	Tom Moulton	C	Green Bay Packers
1947	NFL	24	223	J.D. Cheek	T	Los Angeles Rams
1948	NFL	1	11	Jim Spavital	FB	Chicago Cardinals
1948	NFL	17	155	Clay Davis	C	Chicago Cardinals
1948	NFL	20	182	Thurman Gay	T	Chicago Bears
1948	NFL	25	234	Jim Parmer	FB	Philadelphia Eagles
1949	NFL	2	20	Billy Grimes	HB	Chicago Bears
1949	NFL	5	45	Bill Long	E	Pittsburgh Steelers
1949	NFL	5	46	J.D. Cheek	G	New York Giants
1949	NFL	6	52	Bob Meinert	B	Detroit Lions
1950	NFL	6	68	Bennie Aldridge	DB	New York Yanks
1950	NFL	6	75	Don Van Pool	E	San Francisco 49ers
1950	NFL	12	154	Kenny Roof	B	Chicago Bears
1950	NFL	13	162	Clay Davis	C	Washington Redskins
1950	NFL	15	188	Alex Loyd	E	Washington Redskins
1950	NFL	16	205	Charlie Shaw	G	San Francisco 49ers
1950	NFL	30	382	Rube DeRoin	C	Detroit Lions
1951	NFL	1	13	Jim Spavital	B	New York Giants
1951	NFL	17	200	Darrel Meisenheimer	DB	Detroit Lions
1951	NFL	18	219	Rube DeRoin	C	Cleveland Browns
1952	NFL	17	197	John Weigle	E	Philadelphia Eagles



Cowboys in the Pro Bowl/NFL Draft Picks



Justin Gilbert was the No. 8 overall pick in 2014.

1952	NFL	27	321	Waldo Schaaf	T	San Francisco 49ers
1954	NFL	4	38	Bill Bredde	DB	Chicago Cardinals
1954	NFL	26	308	Dorsey Gibson	B	Washington Redskins
1955	NFL	5	59	Leland Kendall	T	Chicago Bears
1955	NFL	8	88	Dale Meinert	LB	Baltimore Colts
1955	NFL	8	93	Freddie Meyers	B	San Francisco 49ers
1956	NFL	23	270	Chet Spencer	E	Philadelphia Eagles
1956	NFL	26	305	Earl Lunsford	B	Philadelphia Eagles
1956	NFL	27	317	Jack Hutchinson	T	Chicago Cardinals
1957	NFL	13	149	Dwaine Underwood	T	Pittsburgh Steelers
1958	NFL	26	308	Jon Evans	E	Pittsburgh Steelers
1959	NFL	4	40	Jim Wood	E	Washington Redskins
1959	NFL	12	134	Howard Keys	C	Philadelphia Eagles
1959	NFL	24	278	Gerry Benn	T	Philadelphia Eagles
1960	NFL	8	89	Don Hitt	C	Green Bay Packers
1961	AFL	8	61	Harold Beaty	T	New York Titans
1961	NFL	3	32	Harold Beaty	G	Los Angeles Rams
1961	NFL	6	79	Frank Parker	DT	Cleveland Browns
1962	AFL	4	30	Gary Cutsinger	DE	Houston Oilers
1962	AFL	9	65	Jim Dillard	HB	Oakland Raiders
1962	AFL	29	229	Frank Parker	DT	New York Titans
1962	NFL	4	51	Jim Dillard	B	Baltimore Colts
1962	NFL	7	98	Gary Cutsinger	DE	Green Bay Packers
1963	AFL	25	193	Bill McFarland	FB	Oakland Raiders
1965	NFL	13	179	Jack Jacobson	DB	Detroit Lions
1966	AFL	17	151	Walt Garrison	RB	Kansas City Chiefs
1966	NFL	5	79	Walt Garrison	RB	Dallas Cowboys
1966	NFL	8	113	Charlie Harper	T	New York Giants
1967	NFL	3	66	Dennis Randall	DE	New York Jets
1967	NFL	3	67	Harold Akin	T	San Diego Chargers
1967	NFL	3	71	Leon Ward	LB	Baltimore Colts
1967	NFL	12	307	J.B. Christian	G	Baltimore Colts
1967	NFL	17	435	Terry Bacigalupo	DE	St. Louis Cardinals
1969	NFL	3	56	Jon Kolb	T	Pittsburgh Steelers
1969	NFL	3	73	Terry Brown	DB	St. Louis Cardinals
1970	NFL	1	25	John Ward	G	Minnesota Vikings
1970	NFL	2	47	Jerry Sherk	DT	Cleveland Browns
1970	NFL	6	133	Bobby Cutburth	QB	Chicago Bears
1970	NFL	14	358	John Little	DT	New York Jets
1971	NFL	17	428	Hermann Eben	WR	New Orleans Saints
1972	NFL	17	424	Dick Graham	RB	New Orleans Saints

1974	NFL	1	18	Reuben Gant	TE	Buffalo Bills
1974	NFL	3	57	Glenn Robinson	DE	Baltimore Colts
1974	NFL	5	130	Cleveland Vann	LB	Miami Dolphins
1974	NFL	8	206	Bon Boatwright	DT	San Diego Chargers
1975	NFL	8	194	Leonard Thompson	WR	Detroit Lions
1976	NFL	1	25	James White	DT	Minnesota Vikings
1976	NFL	7	197	Larry Harris	DT	Houston Oilers
1976	NFL	8	233	Randy Burks	WR	St. Louis Cardinals
1977	NFL	1	12	Phil Dokes	DT	Buffalo Bills
1977	NFL	6	147	Cliff Parsley	P	New Orleans Saints
1977	NFL	7	172	Derrel Gofourth	G	Green Bay Packers
1977	NFL	9	237	Robert Turner	RB	Miami Dolphins
1977	NFL	10	277	Ron Baker	G	Baltimore Colts
1978	NFL	1	5	Terry Miller	RB	Buffalo Bills
1978	NFL	2	41	Buddy Hardaway	T	San Diego Chargers
1978	NFL	12	320	Daria Butler	LB	Atlanta Falcons
1979	NFL	9	223	Scott Burk	DB	Cincinnati Bengals
1979	NFL	10	254	Steve Stephens	TE	Baltimore Colts
1980	NFL	5	134	John Corker	LB	Houston Oilers
1980	NFL	8	217	Harold Bailey	WR	Houston Oilers
1981	NFL	3	75	Roger Taylor	T	Kansas City Chiefs
1981	NFL	5	119	Dexter Manley	DE	Washington Redskins
1981	NFL	10	271	Dean Prater	DE	Cleveland Browns
1982	NFL	11	301	Ron Ingram	WR	Philadelphia Eagles
1982	NFL	12	313	Ricky Young	LB	Chicago Bears
1983	NFL	4	86	Greg Hill	DB	Houston Oilers
1983	NFL	4	98	Gary Lewis	NT	New Orleans Saints
1983	NFL	9	245	Mike Green	LB	San Diego Chargers
1984	NFL	2	48	Chris Rockins	DB	Cleveland Browns
1984	NFL	3	74	Ernest Anderson	RB	Detroit Lions
1984	NFL	10	268	James Spencer	LB	Minnesota Vikings
1984	NFL	10	277	John Chesley	TE	Miami Dolphins
1984	NFL	12	309	Rod Fisher	DB	Los Angeles Rams
1985	NFL	6	143	Rusty Hilger	QB	Los Angeles Raiders
1985	NFL	7	177	Jamie Harris	KR	Washington Redskins
1985	NFL	8	208	Matt Monger	LB	New York Jets
1985	NFL	9	251	Adam Hinds	DB	Miami Dolphins
1985	NFL	12	332	Raymond Polk	DB	Los Angeles Raiders
1986	NFL	1	8	Leslie O'Neal	DE	San Diego Chargers
1986	NFL	3	73	John Washington	DE	New York Giants
1986	NFL	4	110	Paul Blair	T	Chicago Bears

1986	NFL	7	1	Charles Crawford	RB	Philadelphia Eagles
1987	NFL	4	104	Mark Moore	DB	Seattle Seahawks
1988	NFL	2	40	Thurman Thomas	RB	Buffalo Bills
1988	NFL	4	92	Ricky Shaw	LB	New York Giants
1989	NFL	1	3	Barry Sanders	RB	Detroit Lions
1989	NFL	1	16	Hart Lee Dykes	WR	New England Patriots
1991	NFL	9	232	Gerald Hudson	RB	Minnesota Vikings
1991	NFL	10	253	Curtis Mayfield	WR	Denver Broncos
1992	NFL	12	325	Corey Williams	DB	Kansas City Chiefs
1994	NFL	3	88	Jason Gildon	LB	Pittsburgh Steelers
1994	NFL	7	210	Keith Burns	LB	Denver Broncos
1995	NFL	4	130	Linc Harden	LB	Dallas Cowboys
1996	NFL	4	108	Jevon Langford	DE	Cincinnati Bengals
1998	NFL	1	28	R.W. McQuarters	DB	San Francisco 49ers
1998	NFL	3	87	Kevin Williams	DB	New York Jets
1998	NFL	4	94	Alonzo Mayes	TE	Chicago Bears
1998	NFL	2	2	Jamal Williams	DT	San Diego Chargers
2000	NFL	2	62	Jacoby Shepherd	DB	St. Louis Rams
2000	NFL	7	250	Ethan Howell	WR	Washington Redskins
2003	NFL	1	9	Kevin Williams	DT	Minnesota Vikings
2004	NFL	1	31	Rashaun Woods	WR	San Francisco 49ers
2004	NFL	2	41	Tatum Bell	RB	Denver Broncos
2004	NFL	5	135	Antonio Smith	DE	Arizona Cardinals
2005	NFL	2	56	Darrent Williams	DB	Denver Broncos
2005	NFL	3	73	Vernand Morency	RB	Houston Texans
2005	NFL	7	249	Billy Bajema	TE	San Francisco 49ers
2006	NFL	6	199	Charlie Johnson	T	Indianapolis Colts
2007	NFL	4	132	Ryan McBean	DT	Pittsburgh Steelers
2007	NFL	6	209	Corey Hilliard	T	New England Patriots
2009	NFL	1	20	Brandon Pettigrew	TE	Detroit Lions
2010	NFL	1	6	Russell Okung	T	Seattle Seahawks
2010	NFL	1	24	Dez Bryant	WR	Dallas Cowboys
2010	NFL	5	137	Perrish Cox	DB	Denver Broncos
2010	NFL	7	250	Zac Robinson	QB	New England Patriots
2011	NFL	4	115	Kendall Hunter	RB	San Francisco 49ers
2012	NFL	1	5	Justin Blackmon	WR	Jacksonville Jaguars
2012	NFL	1	22	Brandon Weeden	QB	Cleveland Browns
2012	NFL	6	190	Markelle Martin	DB	Tennessee Titans
2013	NFL	5	151	Joseph Randle	RB	Dallas Cowboys
2013	NFL	7	242	Michael Bowie*	OL	Seattle Seahawks
2014	NFL	1	8	Justin Gilbert	DB	Cleveland Browns
2015	NFL	7	252	Josh Furman	DB	Denver Broncos
2016	NFL	2	32	Emmanuel Ogbah	DE	Cleveland Browns
2016	NFL	5	165	Tyreek Hill*	WR	Kansas City Chiefs
2017	NFL	6	194	Vincent Taylor	DT	Miami Dolphins
2017	NFL	7	249	Chris Carson	RB	Seattle Seahawks
2018	NFL	2	60	James Washington	WR	Pittsburgh Steelers
2018	NFL	3	76	Mason Rudolph	QB	Pittsburgh Steelers
2018	NFL	5	146	Tre Flowers	S	Seattle Seahawks
2018	NFL	7	228	Marcell Ateman	WR	Oakland Raiders
2019	NFL	4	113	Justice Hill	RB	Baltimore Ravens
2019	NFL	7	253	Jordan Brailford	DE	Washington Redskins
2020	NFL	7	226	Arlington Hamba	OL	Chicago Bears
2021	NFL	2	39	Teven Jenkins	OL	Chicago Bears
2021	NFL	4	131	Tylan Wallace	WR	Baltimore Ravens
2021	NFL	4	126	Chuba Hubbard	RB	Carolina Panthers
2021	NFL	6	201	Rodarius Williams	CB	New York Giants
2022	NFL	3	73	Jelani Woods*	TE	Indianapolis Colts
2022	NFL	6	188	Malcolm Rodriguez	LB	Detroit Lions
2022	NFL	6	193	Devin Harper	LB	Dallas Cowboys
2022	NFL	7	240	Christian Holmes	CB	Washington Commanders
2023	NFL	4	130	Tyler Lacy	DE	Jacksonville Jaguars
2023	NFL	6	204	Jarrick Bernard-Converse*	CB	New York Jets
2023	NFL	7	234	Jason Taylor II	S	Los Angeles Rams

* Supplemental draft
* Did not finish collegiate career at Oklahoma State



Cowboys in the NFL

Player	Pos.	NFL Team	Years
Adcock, Levy	OT	New York Giants	2012
		Carolina Panthers	2013
Akin, Harold	OT	San Diego	1967-68
Aldridge, Ben	B	New York Yankees	1950-51
		San Francisco	1952
		Green Bay	1953
Antwine, Israel	DT	Jacksonville	2022
Anyiam, Hubert	WR	Carolina	2012
Arms, Lloyd	G	Chicago Cardinals	1946-48
Armstrong, Neill	DE	Philadelphia	1947-51
	Coach	Chicago	1978-81
Ateman, Marcell	WR	Las Vegas	2018-2021
Bailey, Dan	K	Dallas	2011-17
		Minnesota	2018-20
Bailey, David	DE	Philadelphia	1990
Bailey, Harold	QB-TE	Houston	1981-83
Bajema, Billy	TE	San Francisco	2006-08
		St. Louis	2009-11
		Baltimore	2012
Baker, Ron	OL	Baltimore	1978-79
		Philadelphia	1980-88
Banfield, Tony	DB	Houston	1960-63, 65
Barnett, Calvin	DT	Cleveland	2014
Bean, Jimmy	DE	Oakland	2016-17
Bell, Tatum	RB	Denver	2004-06
		Detroit	2007
		Denver	2008
Bernard-Converse, Jarrick	CB	New York Jets	2023-pres.
Blackmon, Justin	WR	Jacksonville	2012-13
Blair, Paul	OT	Chicago	1986-88
		Minnesota	1990-91
Blair, Stanley	DB	Phoenix	1990
Blanchard, Cary	K	N.Y. Jets	1992-93
		New Orleans	1995
		Indianapolis	1995-97
		Washington	1998-99
		Arizona	2000-01
Blatnick, Jamie	DE	Denver	2012
		Buffalo	2013
Boatwright, Ron	DT	San Diego	1974
Bowie, Michael	OL	Seattle	2013-14
		Cleveland	2015
Brailford, Jordan	DE	Washington	2019
		Minnesota	2020-21
		Atlanta	2022
Bredde, Bill	DB-RB	Chicago Cardinals	1946-48, 54
Brown, LaWaylon	DL	Seattle	2004
		Minnesota	2004
		Buffalo	2005
Brown, Larry	DL	Oakland	2007
Brown, Tanner	K	Los Angeles Rams	2023-pres.
Brown, Terry	DB-WR	St. Louis	1969-71
		Minnesota	1972-75
		Cleveland	1976
Bryant, Dez	WR	Dallas	2010-18
Buffington, Harry	LB	N.Y. Giants	1942
Bundage, Calvin	LB	Pittsburgh	2021
Burk, Scott	DB	Cincinnati	1979
Burns, Keith	LB	Denver	1995-98
		Chicago	1999
		Denver	2000-03
		Tampa Bay	2004
		Denver	2005-2006
Burrough, Tim	RB	Atlanta	2004
Burton, Derek	OL	Minnesota	1987
Carson, Chris	RB	Seattle	2017-pres.
Chesley, John	TE	Miami	1984-85
Chinasa, Ugo	DE	Carolina	2011
		Detroit	2012
Colhouer, Jake	OL	Chicago Cardinals	1946-48
		N.Y. Giants	1949
Cook, Kelly	FB	Green Bay	1987
Cooper, Josh	WR	Cleveland	2012-13
		Minnesota	2014

Player	Pos.	NFL Team	Years
Corker, John	LB	Houston	1980-82
		Green Bay	1988
Cox, Perrish	DB	Denver	2010-11
		San Francisco	2012-13
		Seattle	2013
		San Francisco	2013-14
		Tennessee	2015-16
		Seattle	2017
Crabtree, Zach	OL	Los Angeles Chargers	2018-19
Crawford, Charles	FB	Philadelphia	1986-87
Crosslin, Julius	FB	Dallas	2008-2009
Cutsinger, Gary	DE	Houston	1962-66, 68
Daniels, Darrion	DT	San Francisco	2020
Davidson, Joe	OL	Chicago	1928
		Newark	1930
DeGrate, Victor	DL	Houston	2007
		Detroit	2008
Dokes, Phil	DL	Buffalo	1977-78
Durkee, Charlie	K	New Orleans	1967-68,
			1971-72
Dykes, Hart Lee	WR	New England	1989-90
Echols, Donnie	TE	Cleveland	1987
Edwards, Adam	S	Dallas	2000
Elkins, Alex	LB	Detroit	2013
Evans, Jon	DE	Pittsburgh	1958
Fenimore, Bob	DB-RB	Chicago	1947
Fisher, Roderick	DB	L.A. Rams	1984
Flowers, Tre	CB	Seattle	2018-20
		Cincinnati	2021-22
		Atlanta	2023-pres.
Foster, Ralph	T	Chicago Cardinals	1945-46
Furman, Josh	S	Denver	2015
Gaines, Wendell	DL	Arizona	1994-95
		Philadelphia	1996-99
Gant, Reuben	WR	Buffalo	1974-80
Garrett, T. C		Chicago	1947-48
Garrison, Walt	RB	Dallas	1966-74
Gary, Shaniel	S	New England	2014
		Miami	2014-15
		Buffalo	2016-18
Gilbert, Justin	CB	Cleveland	2014-15
		Pittsburgh	2016
Gildon, Jason	DE	Pittsburgh	1994-2003
Glidden, David	WR	Atlanta	2016
Gofourth, Derrel	OL	Green Bay	1977-82
		San Diego	1983-84
Golden, Jack	LB	N.Y. Giants	2000-01
		Tampa Bay	2002-03
Graham, Parker	OL	Baltimore	2014
Graham, Russ	OL	Pittsburgh	1984
Green, A.J.	CB	Cleveland	2020-pres.
Green, Mike	LB	San Diego	1983-85
Grimes, Billy	DB-RB	Green Bay	1952
Hambright, Arlington	OL	Chicago	2020-21
		New England	2022
		Indianapolis	2022-pres.
Hardaway, Milton	OT	San Diego	1978
Harper, Charlie	OG	N.Y. Giants	1966-72
Harper, Devin	LB	Dallas	2022-pres.
Harper, Madre	CB	Las Vegas	2020
		New York Giants	2020
		Las Vegas	2021
		Carolina	2021-22
		Pittsburgh	2023-pres.
Harris, Larry	OT	Houston	1978
Harvell-Peel, Kolby	S	Houston	2022
Hembrough, Matt	LS	Arizona	2023-pres.
Hilger, Rusty	QB	L.A. Raiders	1985-87
		Detroit	1988
		Indianapolis	1990-91
		Seattle	1992
Hill, Greg	DB	Houston	1983
		Kansas City	1984
Hill, Justice	RB	Baltimore	2019-pres.

Player	Pos.	NFL Team	Years
Hill, Tyreek	WR	Kansas City	2016-2021
		Miami	2022-pres.
Hilliard, Corey	OL	Indianapolis	2007
		Cleveland	2009
		Detroit	2010
Holmes, Christian	CB	Washington	2022-pres.
Howell, Ethan	WR	Washington	2000-01
Howell, Evan	DB	New England	2000
		Green Bay	2000
Hubbard, Chuba	RB	Carolina	2021-pres.
Hudson, Mike	DB	San Diego	1987
Hunter, Kendall	RB	San Francisco	2011-13
		New Orleans	2015
Hunter, Michael	CB	New York Giants	2016-17
		Denver	2017-18
Jackson, Leonard	LB	Chicago	1987
		L.A. Raiders	1987
Jacobson, Jack	DB	San Diego	1965
Jarwin, Blake	TE	Dallas	2017-2021
Jeffers, Ed	G	Brooklyn	1947
Jenkins, Teven	OL	Chicago	2021-pres.
Johnson, Charlie	OT	Indianapolis	2006-11
		Minnesota	2011-14
Johnson, Greg	LB	Seattle	1981-83, 86
		Kansas City	1984
Johnson, Tyron	WR	L.A. Chargers	2019-20
		Jacksonville	2021
		Las Vegas	2021-22
		Dallas	2023-pres.
Keys, Howard	OL	Philadelphia	1960-63
King, Joe	OL	Cincinnati	1991
		Cleveland	1991
		Tampa Bay	1992-97
Kolb, Jon	OL	Pittsburgh	1969-81
Lacey, Jacob	DB	Indianapolis	2009-11
		Detroit	2012
		Minnesota	2013
Lacy, Chris	WR	New England	2018
		Detroit	2018-20
		Chicago	2021
		Las Vegas	2022-pres.
Lacy, Tyler	DE	Jacksonville	2023-pres.
Lampkin, Ashton	CB	Kansas City	2017
		Washington	2018-19
Langford, Jevon	DE	Cincinnati	1996-2002
Ledbetter, Toy	DB-RB	Philadelphia	1950, 53-55
Lemon, Orié	LB	Dallas	2012
		Kansas City	2013
		Dallas	2013-14
		Tampa Bay	2014-15
Levels, Dwayne	LB	Cincinnati	2002-04
Lewis, Gary	OL	New Orleans	1983
Lewis, John	WR	Atlanta	2003
Lewis, Shaun	LB	Green Bay	2014
Liles, Sonny	G	Detroit	1943-45
		L.A. Rams	1945
Limbrick, Garrett	FB	Miami	1990
Little, John	DT	N.Y. Jets	1970-74
		Houston	1975-76
		Buffalo	1977
Little, Larry	OL-DL	San Diego	1967-68
		Miami	1970-78
Long, Bill	DE	Pittsburgh	1949-50
Lowe, Daytawion	S	Philadelphia	2014
Loyd, Alex	DE	San Francisco	1950
Lundblade, Brad	OL	Cincinnati	2018-19
		N.Y. Jets	2020
		Seattle	2021
Manley, Dexter	DE	Washington	1981-89
		Phoenix	1990
		Tampa Bay	1991
Martin, Markelle	S	Tennessee	2012
Martin, Tay	WR	San Francisco	2022-pres.
Martinez, Nick	OL	Washington	2012



Cowboys in the NFL

Player	Pos.	NFL Team	Years
Mayes, Alonzo	TE	Chicago Miami	1998-00 2000-02
McBean, Ryan	DL	Pittsburgh Denver Baltimore	2007 2008-11 2012
McCleskey, Jalen*	WR	Atlanta New Orleans	2020 2021-22
McGriggs, Lamar	DB	N.Y. Giants Minnesota	1991-92 1993-96
McLemore, Daniel	DB	Tennessee	2006
McQuarts, Ed	DT	St. Louis	1965
McQuarters, R.W.	DB	San Francisco Chicago Detroit N.Y. Giants	1998-99 2000-04 2005-06 2006-2008
Meinert, Dale	LB	St. Louis	1960-67
Meisenheimer, Darrell	DB-RB	New York Yankees	1951
Merkel, Ed	G-LB	Washington	1944
Miller, Calvin	DL	N.Y. Giants Atlanta	1979 1980
Miller, Swanson	DT	New Orleans	2010
Miller, Terry	RB	Buffalo Seattle	1978-80 1981
Mitchell, Andrew	OL	Seattle	2012
Moncrief, Derrick	LB	L.A. Rams	2020-21
Monger, Matt	LB	N.Y. Jets Buffalo	1985-87 1989-90
Moore, Mark	DB	Seattle	1987
Morency, Vernand	RB	Houston Green Bay	2005-06 2007
Murray, Cameron	DT	Arizona	2021
Nicholas, Nigel	DE	Tennessee	2013
Ogbah, Emmanuel	DE	Cleveland Kansas City Miami	2016-18 2019 2020-pres.
Ogbongbemiga, Amen	LB	L.A. Chargers	2021-pres.
Okung, Russell	OL	Seattle Denver Los Angeles Chargers Carolina	2010-15 2016-17 2017-19 2020
O'Neal, Ken	TE	New Orleans	1987
O'Neal, Leslie	DE	San Diego St. Louis Kansas City	1986, 1988-96 1998-2000
Osborne, DeQuinton	DT	Dallas	2018
Owen, William	T	Kansas City Cleveland Detroit N.Y. Giants	1926 1927 1928 1929-37
Owens, Jarrell	DE	Cleveland	2019-20
Parker, Frank	DT	Cleveland Pittsburgh N.Y. Giants	1962-64, 1966-67 1968-69 1969
Parmer, Jim	B	Philadelphia	1948-56
Parsley, Cliff	K	Houston	1977-82
Patmon, Tyler	CB	Dallas Miami Jacksonville	2014-15 2015-16 2017-18
Peery, Gordon	RB	Cleveland	1927
Peterson, Kevin	CB	Chicago Los Angeles Rams Arizona Tennessee	2016 2017-19 2019-20 2021
Pettigrew, Brandon	TE	Detroit	2009-16
Pierson, Reggie	DB	Detroit Tampa Bay	1976 1976
Pinson, Lawrence	LB	Arizona	2006
Phillips, Justin	LB	Las Vegas Washington	2019-20 2021

Player	Pos.	NFL Team	Years
Pipkins, Lenzy	CB	Green Bay Indianapolis Detroit Cleveland New England	2017 2018 2018 2019 2020
Porter, Alvin	DB	Baltimore Cincinnati	2001-03 2004
Prater, Dean	DE	Kansas City Buffalo	1982-83 1984-88
Price, Ricky	DB	Kansas City	2009-10
Randall, Dennis	DL	San Diego	1968
Randle, Joseph	RB	Dallas	2013-15
Reynolds, Jim	DB-RB	Pittsburgh	1946
Richards, Ramon	CB	Los Angeles Rams	2018-19
Richmond, Greg	DE	Philadelphia	2005-06
Riley, Bobby	WR	NY Jets	1987
Rivers, Marcellus	TE	NY Giants Houston Oakland	2001-04 2005-06 2006
Robinson, Glenn	DE-LB	Baltimore Tampa Bay	1975 1976-77
Robinson, Mike	DE	Cleveland	1981-82
Robinson, Ryan	DE	Oakland Seattle	2013 2014-16
Robinson, Terrence	LB	Atlanta Seattle	2003 2004-05
Robinson, Zac	QB	New England Seattle Detroit Cincinnati	2010 2010 2010 2011-13
Rockins, Chris	DB	Cleveland	1984-87
Rodriguez, Malcolm	LB	Detroit	2022-pres.
Rudolph, Mason	QB	Pittsburgh	2018-pres.
Ryan, Buddy	Coach	Philadelphia Arizona	1986-90 1993-95
Salako, Victor	OL	Philadelphia Cleveland N.Y. Giants Buffalo	2017 2017 2018-19 2019-20
Sanders, Barry	RB	Detroit	1989-98
Savage, Dantrell	RB	Kansas City	2007-09
Seales, Jhajuan	WR	Chicago	2017
Sharp, Quinn	P/K	Cincinnati	2013-14
Shaw, Charlie	G	San Francisco	1950
Shaw, Ricky	LB	N.Y. Giants Philadelphia	1988-89 1989-90
Shepherd, Jacoby	CB	St. Louis Rams Houston Green Bay Oakland	2000-01 2002 2003 2004
Sherk, Jerry	DL	Cleveland	1970-81
Sills, Josh	OL	Philadelphia	2022
Siverand, Kemah	CB	Seattle Las Vegas	2020 2020
Smith, Antonio	DE	Arizona Houston Oakland Denver	2004-08 2009-13 2014 2015
Smith, Khreem	DE	Minnesota Kansas City	2006 2007
Smith, Kip	P	Philadelphia	2015
Spavital, Jim	DB-RB	Los Angeles Baltimore	1949 1950
Spencer, Joe	OT	Cleveland Green Bay	1949 1950-51
Springer, Harold	E	N.Y. Giants	1945
Stephens, Steve	TE	N.Y. Jets	1981
Sterling, Tre	DB	Green Bay	2022-pres.
Sterns, Jordan	S	Kansas City	2017-18
Stewart, Josh	WR	Tennessee	2014
Stoner, Dillon	WR	Las Vegas	2021-2022
Strack, Charlie	G	Chicago	1928
Taylor II, Jason	S	Las Angeles Rams	2023-pres.

Player	Pos.	NFL Team	Years
Taylor, Lane	OL	Green Bay Houston	2013-20 2021
Taylor, Roger	OL	Kansas City	1981
Taylor, Vincent	DT	Miami Buffalo Houston Atlanta	2017-19 2019-20 2021 2022
Thomas, Johnny	S	New Orleans	2012
Thomas (Parker), Juqua	DE	Tennessee Philadelphia Cleveland	2001-04 2005-11 2012
Thomas, Thurman	RB	Buffalo Miami	1988-99 2000
Thompson, David	RB	St. Louis	1997-98
Thompson, Jamie	S	New York Jets	2006
Thompson, Leonard	WR	Detroit	1975-86
Thompson, Warren	LB	N.Y. Giants	1987
Thurman, Garrett	G-C	Chicago	1947-48
Toston, Keith	RB	St. Louis Jacksonville	2010 2012
Turner, Jim	C-LB	Cleveland	1937
Turner, Robert	RB	Houston	1978
Tyner, Scott	P	Atlanta	1994
Voyles, Carl	Coach	Brooklyn	1948
Wallace, Tylan	WR	Baltimore	2021-pres.
Ward, John	OL-DL	Minnesota Tampa Bay Chicago	1970-73, 75 1976 1976
Warren, Jaylen	RB	Pittsburgh	2022-pres.
Washington, James	WR	Pittsburgh Dallas New Orleans	2018-2021 2022 2023
Washington, John	DL	N.Y. Giants Atlanta New England	1986-92 1992 1993-95
Weeden, Brandon	QB	Cleveland Dallas Houston Tennessee Houston	2012-13 2014-15 2015-17 2017 2018
White, James	DL	Minnesota	1976-83
White, Reggie	RB	Jacksonville Green Bay	2001 2003
Williams, Darrent	DB	Denver	2005-06
Williams, Demise	DB	LA Raiders	1987
Williams, Jeff	RB	Minnesota	1966
Williams, Jamal	DL	San Diego Denver	1998-2009 2010-11
Williams, Kevin	DB	NY Jets Miami Houston	1998-2000 2000-01 2002
Williams, Kevin	DL	Minnesota Seattle New Orleans	2003-13 2014 2015
Williams, Larry	OL	Green Bay	2019
Williams, Rodarius	CB	New York Giants	2021-pres.
Williams, Ronnie	TE	Miami	1991-98
Willis, Shawn	FB	San Diego	2006
Wood, Duane	DB	Kansas City	1960-64
Woods, D'Juan	WR	Jacksonville	2007-09
Woods, Donovan	LB	Pittsburgh Dallas Buffalo	2008 2009 2010
Woods, Jelani*	TE	Indianapolis	2022-pres.
Woods, Rashawn	WR	San Francisco	2004-05
Wright, Ab	TB	Frankford	1930
Wright, Kenyatta	LB	Buffalo N.Y. Jets	2000-01 2003-05
Zachary, Ken	FB	San Diego	1987
Zentic, Mike	C	Dallas	1987

* Did not finish collegiate career at Oklahoma State



Yearly Summary

Head Coach (Alma Mater)	Year	Overall	Home	Away	Neutral	Conf.	Conf. Finish
No Coach Prof. John Fields, supervisor	1899	0-1-0	0-0-0	0-0-0	0-1-0	-	-
No Coach	1900	1-0-0	1-0-0	0-0-0	0-0-0	-	-
No Coach George Janeway, manager	1901	2-3-0	1-2-0	0-1-0	1-0-0	-	-
No Team	1902		No Team				
No Coach	1903	0-0-2	0-0-2	0-0-0	0-0-0	-	-
No Coach J.E. Woodworth, manager	1904	0-6-0	0-1-0	0-4-0	0-1-0	-	-
Frank A. McCoy (Oklahoma/Kansas)	1905	1-4-2	1-1-1	0-3-1	0-0-0	-	-
Boyd A. Hill (Central Oklahoma)	1906	1-4-2	1-3-2	0-1-0	0-0-0	-	-
	1907	1-5-2	0-2-1	1-2-1	0-1-0	-	-
Ed Parry (Chicago)	1908	4-4-0	3-1-0	1-3-0	0-0-0	-	-
Paul J. Davis (Dickinson)	1909	5-3-0	2-2-0	3-1-0	0-0-0	-	-
	1910	3-4-0	3-0-0	0-4-0	0-0-0	-	-
	1911	5-2-0	4-1-0	1-1-0	0-0-0	-	-
	1912	5-2-0	4-0-0	1-2-0	0-0-0	-	-
	1913	4-3-0	4-1-0	0-1-0	0-1-0	-	-
	1914	6-2-1	4-0-0	1-2-1	1-0-0	-	-
John G. Griffith (Ohio State)	1915	4-5-1	2-1-1	2-2-0	0-2-0	0-3-0	T7th
	1916	4-4-0	3-1-0	1-1-0	0-2-0	0-3-0	T5th
E.A. Pritchard (Illinois)	1917	4-5-0	3-0-0	0-5-0	1-0-0	1-2-0	T5th
	1918	4-2-0	3-0-0	1-1-0	0-1-0	0-2-0	T6th
James E. Pixlee (Missouri)	1919	3-3-2	2-1-2	1-1-0	0-1-0	0-2-0	8th
	1920	0-7-1	0-5-1	0-1-0	0-1-0	0-3-0	T7th
John Maulbetsch (Michigan)	1921	5-4-1	4-0-1	1-4-0	0-0-0	1-1-0	T4th
	1922	5-4-1	4-1-1	0-3-0	1-0-0	2-3-0	5th
	1923	2-8-0	1-3-0	1-4-0	0-1-0	1-3-0	6th
	1924	6-1-2	5-0-0	1-1-2	0-0-0	1-1-1	T3rd
	1925	2-5-1	2-2-0	0-3-1	0-0-0	0-3-1	10th
	1926	3-4-1	2-1-1	1-3-0	0-0-0	3-0-1	1st
	1927	4-4-0	2-1-0	2-3-0	0-0-0	2-1-0	3rd
	1928	1-7-0	1-3-0	0-4-0	0-0-0	0-1-0	T4th
Lynn O. "Pappy" Waldorf (Syracuse)	1929	4-3-2	3-2-1	1-1-1	0-0-0	1-1-0	3rd
	1930	7-2-1	3-1-0	4-1-1	0-0-0	2-0-0	T1st
	1931	8-2-1	6-0-0	2-2-1	0-0-0	1-0-0	T1st
	1932	9-1-2	5-0-1	4-0-1	0-1-0	3-0-0	1st
	1933	6-2-1	3-1-0	3-1-1	0-0-0	2-0-0	1st
Albert Exendine (Carlisle)	1934	4-5-1	3-2-1	1-3-0	0-0-0	1-1-0	T3rd
	1935	3-7-0	3-1-0	0-6-0	0-0-0	0-3-0	7th
Theodore J. Cox (Minnesota)	1936	1-9-0	1-3-0	0-6-0	0-0-0	1-2-0	5th
	1937	4-6-0	2-2-0	2-4-0	0-0-0	2-2-0	T4th
	1938	2-8-0	1-3-0	1-4-0	0-1-0	0-4-0	T7th
Jim Lookabaugh (Okla. A&M)	1939	5-4-1	3-1-0	2-2-1	0-1-0	3-1-0	2nd
	1940	6-3-1	5-0-0	1-3-0	0-0-1	4-1-0	2nd
	1941	5-4-0	2-2-0	3-1-0	0-1-0	3-1-0	2nd
	1942	6-3-1	3-0-1	3-2-0	0-1-0	4-1-0	2nd
	1943	3-4-0	0-1-0	1-1-0	2-2-0	0-1-0	2nd
	1944	8-1-0	1-1-0	4-0-0	3-0-0	1-0-0	1st
	1945	9-0-0	2-0-0	5-0-0	2-0-0	1-0-0	1st
	1946	3-7-1	3-1-1	0-6-0	0-0-0	1-1-0	T3rd
	1947	3-7-0	0-4-0	3-3-0	0-0-0	0-2-0	5th
	1948	6-4-0	3-2-0	3-1-0	0-1-0	2-0-0	1st
	1949	4-4-2	2-1-1	2-3-1	0-0-0	2-1-1	3rd
J.B. Whitworth (Alabama)	1950	4-6-1	2-3-0	2-3-1	0-0-0	1-2-1	2nd
	1951	3-7-0	2-3-0	1-4-0	0-0-0	3-2-0	2nd
	1952	3-7-0	2-3-0	1-3-0	0-1-0	2-2-0	3rd
	1953	7-3-0	4-1-0	3-2-0	0-0-0	3-1-0	T1st
	1954	5-4-1	1-2-0	3-2-1	1-0-0	2-2-0	3rd
Cliff Speegle (Oklahoma)	1955	2-8-0	2-3-0	0-5-0	0-0-0	1-3-0	4th
	1956	3-5-2	1-3-0	2-2-2	0-0-0	2-1-1	T2nd
	1957	6-3-1	4-0-0	2-3-1	0-0-0	-	-
	1958	8-3-0	3-2-0	4-1-0	1-0-0	-	-
	1959	6-4-0	4-1-0	2-3-0	0-0-0	-	-
	1960	3-7-0	0-4-0	3-3-0	0-0-0	2-5-0	6th
	1961	4-6-0	4-1-0	0-5-0	0-0-0	2-5-0	6th
	1962	4-6-0	1-2-0	3-4-0	0-0-0	2-5-0	6th
Phil Cutchin (Kentucky)	1963	1-8-0	1-2-0	0-6-0	0-0-0	0-6-0	8th
	1964	4-6-0	3-2-0	1-4-0	0-0-0	3-4-0	5th
	1965	3-7-0	2-2-0	1-5-0	0-0-0	2-5-0	6th
	1966	4-5-1	2-0-1	2-5-0	0-0-0	4-2-1	3rd
	1967	4-5-1	1-2-1	3-3-0	0-0-0	3-4-0	5th
	1968	3-7-0	2-2-0	1-5-0	0-0-0	2-5-0	6th
Floyd Gass (Oklahoma State)	1969	5-5-0	3-1-0	2-4-0	0-0-0	3-4-0	5th
	1970	4-7-0	4-2-0	0-5-0	0-0-0	2-5-0	6th
	1971	4-6-1	2-3-0	2-3-1	0-0-0	2-5-0	5th
Dave Smith (Texas A&I)	1972	7-4-0	5-1-0	2-3-0	0-0-0	5-2-0	2nd

Head Coach (Alma Mater)	Year	Overall	Home	Away	Neutral	Conf.	Conf. Finish
Jim Stanley (Texas A&M)	1973	5-4-2	3-2-1	2-2-1	0-0-0	2-3-2	4th
	1974	7-5-0	4-1-0	2-4-0	1-0-0	4-3-0	4th
	1975	7-4-0	5-2-0	2-2-0	0-0-0	3-4-0	5th
	1976	9-3-0	5-1-0	3-2-0	1-0-0	5-2-0	1st
	1977	4-7-0	2-3-0	2-4-0	0-0-0	2-5-0	7th
	1978	3-8-0	3-2-0	0-6-0	0-0-0	3-4-0	5th
Jimmy Johnson (Arkansas)	1979	7-4-0	3-2-0	4-2-0	0-0-0	5-2-0	3rd
	1980	4-7-0	2-4-0	2-3-0	0-0-0	3-4-0	5th
	1981	7-5-0	3-3-0	4-1-0	0-1-0	4-3-0	3rd
	1982	4-5-2	3-0-2	1-5-0	0-0-0	3-2-2	3rd
	1983	8-4-0	2-3-0	5-1-0	1-0-0	3-4-0	4th
Pat Jones (Arkansas)	1984	10-2-0	6-0-0	3-2-0	1-0-0	5-2-0	3rd
	1985	8-4-0	4-2-0	4-1-0	0-1-0	4-3-0	3rd
	1986	6-5-0	4-2-0	2-3-0	0-0-0	4-3-0	4th
	1987	10-2-0	5-1-0	4-1-0	1-0-0	5-2-0	3rd
	1988	10-2-0	5-1-0	3-1-0	2-0-0	5-2-0	3rd
	1989	4-7-0	2-4-0	2-3-0	0-0-0	3-4-0	5th
	1990	4-7-0	3-2-0	1-5-0	0-0-0	2-5-0	6th
	1991	0-10-1	0-6-0	0-4-1	0-0-0	0-6-1	8th
	1992	4-6-1	4-0-1	0-6-0	0-0-0	2-4-1	5th
	1993	3-8-0	2-4-0	1-4-0	0-0-0	0-7-0	8th
	1994	3-7-1	2-2-1	1-5-0	0-0-0	0-6-1	T7th
Bob Simmons (Bowling Green)	1995	4-8-0	1-4-0	3-4-0	0-0-0	2-5-0	T5th
	1996	5-6-0	5-2-0	0-3-0	0-1-0	2-6-0	5th South
	1997	8-4-0	4-2-0	4-1-0	0-1-0	5-3-0	T2nd South
	1998	5-6-0	4-1-0	1-4-0	0-1-0	3-5-0	4th South
	1999	5-6-0	4-2-0	1-4-0	0-0-0	3-5-0	5th South
	2000	3-8-0	2-4-0	1-4-0	0-0-0	1-7-0	5th South
Les Miles (Michigan)	2001	4-7-0	2-4-0	2-3-0	0-0-0	2-6-0	5th South
	2002	8-5-0	6-1-0	1-3-0	1-1-0	5-3-0	4th South
	2003	9-4-0	6-1-0	3-2-0	0-1-0	5-3-0	3rd South
	2004	7-5-0	4-2-0	3-2-0	0-1-0	4-4-0	5th South
Mike Gundy (Oklahoma State)	2005	4-7-0	3-3-0	1-4-0	0-0-0	1-7-0	6th South
	2006	7-6-0	4-2-0	1-4-0	2-0-0	3-5-0	5th South
	2007	7-6-0	4-2-0	2-4-0	1-0-0	4-4-0	3rd South
	2008	9-4-0	6-1-0	2-2-0	1-1-0	5-3-0	4th South
	2009	9-4-0	6-2-0	3-1-0	0-1-0	6-2-0	2nd South
	2010	11-2-0	5-2-0	5-0-0	1-0-0	6-2-0	T1st South
	2011	12-1-0	6-0-0	5-1-0	1-0-0	8-1-0	1st
	2012	8-5-0	6-1-0	1-4-0	1-0-0	5-4-0	T3rd
	2013	10-3-0	5-1-0	4-1-0	1-1-0	7-2-0	T2nd
	2014	7-6-0	4-2-0	2-3-0	1-1-0	4-5-0	7th
	2015	10-3-0	5-2-0	5-0-0	0-1-0	7-2-0	2nd
	2016	10-3-0	6-1-0	3-2-0	1-0-0	7-2-0	T2nd
	2017	10-3-0	3-3-0	6-0-0	1-0-0	6-3-0	3rd
	2018	7-6-0	5-2-0	1-4-0	1-0-0	3-6-0	T7th
	2019	8-5-0	4-2-0	4-2-0	0-1-0	5-4-0	T3rd
	2020	8-3-0	4-1-0	3-2-0	1-0-0	6-3-0	3rd
	2021	12-2-0	7-0-0	4-1-0	1-1-0	8-1-0	1st
	2022	7-6-0	6-1-0	1-4-0	0-1-0	4-5-0	5th
Total	123 years	629-571-48	370-204-26	224-330-21	35-37-1	285-308-14	-

Record by Decade

Years	GP	Overall	Home	Away	Neutral	Conference
1899	1	0-1-0	0-0-0	0-0-0	0-1-0	-
1900-09	52	15-29-8	9-12-6	5-15-2	1-2-0	-
1910-19	78	42-32-4	32-5-3	8-20-1	2-7-0	1-12-0
1920-29	88	32-47-9	24-18-5	7-27-4	1-2-0	11-17-3
1930-39	102	49-46-7	30-14-2	19-29-5	0-3-0	15-13-0
1940-49	95	53-37-5	21-12-3	25-20-1	7-5-1	18-8-1
1950-59	102	47-50-5	25-21-0	20-28-5	2-1-0	14-13-2
1960-69	99	35-62-2	19-18-2	16-44-0	0-0-0	23-45-1
1970-79	112	57-52-3	36-19-1	19-33-2	2-0-0	33-35-2
1980-89	116	71-43-2	36-20-2	30-21-0	5-2-0	39-29-2
1990-99	112	41-68-3	29-25-2	12-40-1	0-3-0	19-52-3
2000-09	123	67-56-0	43-22-0	19-29-0	5-5-0	36-44-0
2010-19	130	93-37-0	49-16-0	36-17-0	8-4-0	58-31-0
2020-29	38	27-11-0	17-2-0	8-7-0	2-2-0	18-9-0
Total	1,248	629-571-48	370-204-26	224-330-21	35-37-1	285-308-14

Conference Affiliation By Year

1915-1924	Southwest Conference
1925-1956	Missouri Valley Conference
1957-1959	None
1960-1995	Big Eight Conference
1996-Present	Big 12 Conference



Offense By Year

Year	G	Rush Att.	Net Rush Yards	Yards/Rush	Rush Yds Per Game	Rush TD	Pass Att.	Pass Comp.	Pass Yards	Comp. Pct.	Yards Per Pass Att	Yards Per Pass Comp.	Pass Yards Per Game	Pass TD	Pass TD Pct. (TD/Pass Att)	Pass INT Pct. (INT/Pass Att)	Pass Effic.
1940	10	499	654	1.31	65.40	-	156	53	919	34.0	5.89	17.34	91.90	-	-	-	-
1941	9	427	1401	3.28	155.67	-	198	69	905	34.9	4.57	13.12	100.56	-	-	-	-
1942	10	453	1802	3.98	180.20	-	156	66	867	42.3	5.56	13.14	86.70	-	-	-	-
1943	7	-	650	-	92.86	-	-	-	643	-	-	-	91.86	-	-	-	-
1944	8	-	1575	-	196.88	-	-	-	1010	-	-	-	126.25	-	-	-	-
1945	8	-	2295	-	286.88	-	-	-	1068	-	-	-	133.50	-	-	-	-
1946	11	389	1247	3.21	113.36	-	252	107	1652	42.5	6.56	15.44	150.18	-	-	-	-
1947	10	425	1588	3.74	158.80	-	152	50	594	32.9	3.91	11.88	59.40	-	-	-	-
1948	9	464	2114	4.56	234.89	-	148	54	904	36.5	6.11	16.74	100.44	-	-	-	-
1949	10	459	1515	3.30	151.50	-	254	115	1777	45.3	7.00	15.45	177.70	-	-	-	-
1950	11	542	1644	3.03	149.45	-	174	77	914	44.3	5.25	11.87	83.09	-	-	-	-
1951	10	419	1710	4.08	171.00	-	291	143	1597	49.1	5.49	11.17	159.70	-	-	-	-
1952	10	463	1309	2.83	130.90	-	172	71	1003	41.3	5.83	14.13	100.30	-	-	-	-
1953	10	472	2265	4.80	226.50	-	99	39	479	39.4	4.84	12.28	47.90	-	-	-	-
1954	10	513	2293	4.47	229.30	-	104	37	565	35.6	5.43	15.27	56.50	-	-	-	-
1955	10	491	1441	2.93	144.10	-	117	43	817	36.8	6.98	19.00	81.70	-	-	-	-
1956	10	529	1788	3.38	178.80	-	116	43	814	37.1	7.02	18.93	81.40	-	-	-	-
1957	10	557	2161	3.88	216.10	20	144	57	900	39.6	6.25	15.79	90.00	8	5.56	9.72	90.97
1958	10	552	1966	3.56	196.60	20	129	58	810	45.0	6.28	13.97	81.00	6	4.65	3.88	105.30
1959	10	542	1952	3.60	195.20	16	188	105	1185	55.9	6.30	11.29	118.50	11	5.85	4.26	119.60
1960	10	491	1862	3.79	186.20	13	76	23	260	30.3	3.42	11.30	26.00	1	1.32	15.79	31.76
1961	10	505	1912	3.79	191.20	17	160	67	643	41.9	4.02	9.60	64.30	2	1.25	8.13	63.51
1962	10	420	1527	3.64	152.70	10	200	87	1102	43.5	5.51	12.67	110.20	9	4.50	6.00	92.63
1963	9	338	1211	3.58	134.56	13	176	78	879	44.3	4.99	11.27	97.67	1	0.57	3.98	80.19
1964	10	417	1397	3.35	139.70	15	144	58	810	40.3	5.63	13.97	81.00	4	2.78	8.33	80.03
1965	10	477	1594	3.34	159.40	11	170	66	785	38.8	4.62	11.89	78.50	2	1.18	6.47	68.55
1966	10	491	1445	2.94	144.50	9	180	80	884	44.4	4.91	11.05	88.40	4	2.22	4.44	84.14
1967	10	487	1659	3.41	165.90	12	168	78	1006	46.4	5.99	12.90	100.60	4	2.38	5.95	92.68
1968	10	478	1363	2.85	136.30	18	294	145	1728	49.3	5.88	11.92	172.80	5	1.70	6.12	92.06
1969	10	438	1320	3.01	132.00	10	281	114	1641	40.6	5.84	14.39	164.10	16	5.69	5.69	97.03
1970	11	509	1534	3.01	139.45	12	288	137	1904	47.6	6.61	13.90	173.09	15	5.21	7.99	104.32
1971	11	511	1443	2.82	131.18	14	249	103	1405	41.4	5.64	13.64	127.73	9	3.61	9.64	81.41
1972	11	707	3497	4.95	317.91	24	104	31	582	29.8	5.60	18.77	52.91	6	5.77	5.77	84.32
1973	11	660	3198	4.85	290.73	31	147	54	916	36.7	6.23	16.96	83.27	7	4.76	6.80	91.18
1974	11	688	2525	3.67	229.55	25	136	53	901	39.0	6.63	17.00	81.91	5	3.68	4.41	97.93
1975	11	665	2952	4.44	268.36	31	127	53	998	41.7	7.86	18.83	90.73	8	6.30	10.24	108.06
1976	11	672	3085	4.59	280.45	30	122	45	812	36.9	6.66	18.04	73.82	4	3.28	18.03	67.55
1977	11	650	2942	4.53	267.45	29	135	48	836	35.6	6.19	17.42	76.00	3	2.22	8.15	78.61
1978	11	581	1919	3.30	174.45	20	181	65	905	35.9	5.00	13.92	82.27	2	1.10	7.18	67.19
1979	11	489	1727	3.53	157.00	12	280	128	1711	45.7	6.11	13.37	155.55	9	3.21	4.64	98.37
1980	11	539	1485	2.76	135.00	13	264	122	1571	46.2	5.95	12.88	142.82	9	3.41	7.20	93.05
1981	11	551	1896	3.44	172.36	8	247	130	1531	52.6	6.10	11.78	139.18	8	3.24	7.69	100.00
1982	11	592	2736	4.62	248.73	15	280	144	1696	51.4	6.08	11.78	154.18	13	4.64	6.79	104.06
1983	12	598	2201	3.68	183.42	16	257	135	1665	52.5	6.48	12.33	138.75	12	4.67	5.84	110.68
1984	12	576	2215	3.85	184.58	23	293	177	2182	60.4	7.45	12.33	181.83	10	3.41	2.05	130.13
1985	12	518	2035	3.93	169.58	18	332	160	1940	48.2	5.84	12.13	161.67	10	3.01	4.82	97.58
1986	11	445	1439	3.23	130.82	9	345	164	2058	47.5	5.97	12.55	187.09	11	3.19	4.35	99.47
1987	12	537	2583	4.81	215.25	35	326	191	2397	58.6	7.35	12.55	199.75	14	4.29	4.29	125.93
1988	12	612	3812	6.23	317.67	54	271	179	2553	66.0	9.42	14.26	212.75	21	7.75	4.43	161.90
1989	11	469	1651	3.52	150.09	8	316	173	2386	54.7	7.55	13.79	216.91	15	4.75	3.16	127.51
1990	11	520	2338	4.50	212.55	20	250	113	1318	45.2	5.27	11.66	119.82	7	2.80	4.40	89.92
1991	11	432	1245	2.88	113.18	3	317	144	1789	45.4	5.64	12.42	162.64	9	2.84	7.26	87.69
1992	11	440	1158	2.63	105.27	6	231	116	1542	50.2	6.68	13.29	140.18	10	4.33	7.79	104.99
1993	11	484	1516	3.13	137.82	11	245	114	1326	46.5	5.41	11.63	120.55	5	2.04	4.08	90.56
1994	11	499	2251	4.51	204.64	12	259	114	1468	44.0	5.67	12.88	133.45	8	3.09	5.41	91.00
1995	12	516	2369	4.59	197.42	23	257	122	1337	47.5	5.20	10.96	111.42	8	3.11	4.67	92.10
1996	11	530	2456	4.64	223.27	20	283	148	1839	52.3	6.50	12.43	167.18	9	3.18	3.53	110.31
1997	12	630	2648	4.20	220.67	26	236	131	1853	55.5	7.85	14.15	154.42	15	6.36	4.67	133.12
1998	11	550	2249	4.09	204.45	26	246	124	1783	50.4	7.25	14.38	162.09	10	4.07	2.85	119.01
1999	11	502	1681	3.35	152.82	14	273	144	1740	52.7	6.37	12.08	158.18	13	4.76	6.23	109.55
2000	11	430	1775	4.13	161.36	13	354	189	2184	53.4	6.17	11.56	198.55	9	2.54	3.95	105.69
2001	11	381	1030	2.70	93.64	9	367	215	2343	58.6	6.38	10.90	213.00	14	3.81	2.72	119.35
2002	13	441	1930	4.38	148.46	24	454	243	3414	53.5	7.52	14.05	262.62	32	7.05	3.30	133.34
2003	13	522	2831	5.42	217.77	34	350	191	2561	54.6	7.32	13.41	197.00	21	6.00	3.71	128.41
2004	12	594	2844	4.79	237.00	32	201	104	1722	51.7	8.57	16.56	143.50	14	6.97	2.49	141.72
2005	11	432	1693	3.92	153.91	16	322	159	1880	49.4	5.84	11.82	170.91	11	3.42	5.28	99.14
2006	13	522	2704	5.18	208.00	28	321	174	2623	54.2	8.17	15.07	201.77	27	8.41	3.43	143.75
2007	13	592	3161	5.34	243.15	30	386	229	3161	59.3	8.19	13.80	243.15	26	6.74	2.59	145.16
2008	13	582	3191	5.48	245.46	38	326	210	3149	64.4	9.66	15.00	242.23	25	7.67	3.07	164.73
2009	13	555	2441	4.40	187.77	22	336	196	2333	58.3	6.94	11.90	179.46	20	5.95	4.17	127.97
2010	13	450	2267	5.04	174.38	26	532	357	4496	67.1	8.45	12.59	345.85	36	6.77	2.63	155.16
2011	13	391	2062	5.27	158.62	36	596	429	5034	72.0	8.45	11.73	387.23	40	6.71	2.18	160.71
2012	13	519	2799	5.39	215.31	35	495	312	4312	63.0	8.71	13.82	331.69	34	6.87	3.23	152.41
2013	13	503	2235	4.44	171.92	35	484	280	3599	57.9	7.44	12.85	276.85	26	5.37	2.69	132.67
2014	13	506	1776	3.51	136.62	18	401	222	3149	55.4	7.85	14.18	242.23	19	4.74	4.24	128.48
2015	13	460	1649	3.58	126.85	25	517	325	4591	62.9	8.89	14.13	353.15	35	6.77	1.93	155.93
2016	13	491	2223	4.53	171.00	32	465	295									



Offense By Year

Year	G	Total Off.	Total Off.	Total Off.	Total Off.	First Downs	First Downs Per Game	Total TD	Total Points	Points Per Game	TFL By Oppt.	Sacks		Int		PBU		QBH	FR	FF	BK	Saf
		Plays	Yards	Yards/Play	Yards/Game							Yds	By Oppt	Yds	By Oppt	Yds	By Oppt	Yds	By Oppt	By Oppt	By Oppt	By Oppt
1940	10	655	1573	2.40	157.30	127	12.70	-	210	21.00	-	-	-	-	-	-	-	-	-	-	-	-
1941	9	625	2306	3.69	256.22	115	12.78	-	161	17.89	-	-	-	-	-	-	-	-	-	-	-	-
1942	10	609	2669	4.38	266.90	114	11.40	-	235	23.50	-	-	-	-	-	-	-	-	-	-	-	-
1943	7	-	1293	-	184.71	-	-	-	66	9.43	-	-	-	-	-	-	-	-	-	-	-	-
1944	8	-	2585	-	323.13	111	13.88	-	194	24.25	-	-	-	-	-	-	-	-	-	-	-	-
1945	8	-	3363	-	420.38	118	14.75	-	252	31.50	-	-	-	-	-	-	-	-	-	-	-	-
1946	11	641	2899	4.52	263.55	122	11.09	31	202	18.36	-	-	-	-	-	-	-	-	-	-	-	-
1947	10	577	2182	3.78	218.20	117	11.70	17	116	11.60	-	-	-	-	-	-	-	-	-	-	-	-
1948	9	612	3018	4.93	335.33	129	14.33	32	219	24.33	-	-	-	-	-	-	-	-	-	-	-	-
1949	10	713	3292	4.62	329.20	-	-	33	223	22.33	-	-	-	-	-	-	-	-	-	-	-	-
1950	11	716	2558	3.57	232.55	148	13.45	24	159	14.45	-	-	-	-	-	-	-	-	-	-	-	-
1951	10	710	3307	4.66	330.70	-	-	25	169	16.90	-	-	-	-	-	-	-	-	-	-	-	-
1952	10	635	2312	3.64	231.20	127	12.70	21	146	14.60	-	-	-	-	-	-	-	-	-	-	-	-
1953	10	571	2744	4.81	274.40	-	-	26	176	17.60	-	-	-	-	-	-	-	-	-	-	-	-
1954	10	617	2858	4.63	285.80	-	-	24	161	16.10	-	-	-	-	-	-	-	-	-	-	-	-
1955	10	608	2258	3.71	225.80	-	-	13	88	8.80	-	-	-	-	-	-	-	-	-	-	-	-
1956	10	645	2602	4.03	260.20	147	14.70	20	131	13.10	-	-	-	-	-	-	-	-	-	-	-	-
1957	10	701	3061	4.37	306.10	154	15.40	28	182	18.20	-	-	-	14	-	-	-	-	23	-	-	-
1958	10	681	2776	4.08	277.60	159	15.90	26	186	18.60	-	-	-	5	-	-	-	-	27	-	-	-
1959	10	730	3137	4.30	313.70	184	18.40	27	181	18.10	-	-	-	8	-	-	-	-	17	-	-	-
1960	10	567	2122	3.74	212.20	110	11.00	15	102	10.20	-	-	-	12	-	-	-	-	17	-	-	-
1961	10	665	2555	3.84	255.50	157	15.70	21	154	15.40	-	-	-	13	-	-	-	-	16	-	-	-
1962	10	620	2629	4.24	262.90	130	13.00	19	138	13.80	-	-	-	12	-	-	-	-	11	-	-	-
1963	9	514	2090	4.07	232.22	105	11.67	15	107	11.89	-	-	-	7	-	-	-	-	17	-	-	-
1964	10	561	2263	4.03	226.30	110	11.00	21	165	16.50	-	-	-	12	-	-	-	-	10	-	-	-
1965	10	647	2379	3.68	237.90	136	13.60	15	131	13.10	-	-	-	11	-	-	-	-	10	-	-	-
1966	10	671	2329	3.47	232.90	140	14.00	13	103	10.30	-	-	-	8	-	-	-	-	10	-	-	-
1967	10	655	2665	4.07	266.50	146	14.60	17	123	12.30	-	-	-	10	-	-	-	-	14	-	-	-
1968	10	772	3091	4.00	309.10	169	16.90	23	161	16.10	-	-	-	18	-	-	-	-	20	-	-	-
1969	10	719	2961	4.12	296.10	148	14.80	27	197	19.70	-	-	-	16	-	-	-	-	12	-	-	-
1970	11	797	3438	4.31	312.55	184	16.73	29	207	18.82	-	-	-	23	-	-	-	-	18	-	-	-
1971	11	760	2848	3.75	258.91	163	14.82	24	184	16.73	-	-	-	24	-	-	-	-	16	-	-	-
1972	11	811	4079	5.03	370.82	203	18.45	34	259	23.55	-	-	-	6	-	-	-	-	26	-	-	-
1973	11	807	4114	5.10	374.00	196	17.82	40	303	27.55	-	-	-	10	-	-	-	-	29	-	-	-
1974	11	824	3426	4.16	311.45	185	16.82	33	262	23.82	-	-	-	6	-	-	-	-	20	-	-	-
1975	11	792	3950	4.99	359.09	205	18.64	40	285	25.91	-	-	-	13	-	-	-	-	28	-	-	-
1976	11	794	3897	4.91	354.27	206	18.73	36	280	25.45	-	-	-	22	-	-	-	-	22	-	-	-
1977	11	785	3778	4.81	343.45	190	17.27	33	235	21.36	-	-	-	11	-	-	-	-	21	-	-	-
1978	11	762	2824	3.71	256.73	157	14.27	22	167	15.18	-	-	-	13	-	-	-	-	23	-	-	-
1979	11	769	3438	4.47	312.55	185	16.82	22	191	17.36	-	-	-	13	-	-	-	-	12	-	-	-
1980	11	803	3056	3.81	277.82	174	15.82	23	187	17.00	-	-	-	19	-	-	-	-	17	-	-	-
1981	11	798	3427	4.29	311.55	193	17.55	18	181	16.45	-	-	-	19	-	-	-	-	19	-	-	-
1982	11	872	4432	5.08	402.91	242	22.00	28	241	21.91	56	228	17	132	19	270	34	-	16	4	1	0
1983	12	855	3866	4.52	322.17	193	16.08	31	271	22.58	46	209	14	124	15	76	19	12	19	5	2	1
1984	12	869	4397	5.06	366.42	214	17.83	37	312	26.00	56	188	17	105	6	14	32	-	21	4	0	1
1985	12	850	3975	4.68	331.25	209	17.42	33	255	21.25	-	-	-	16	160	-	-	-	12	-	-	-
1986	11	790	3497	4.43	317.91	194	17.64	23	181	16.45	86	397	31	198	15	159	65	-	7	-	1	1
1987	12	863	4980	5.78	415.00	258	21.50	55	409	34.09	73	230	18	130	14	155	36	-	6	3	0	0
1988	12	883	6365	7.21	530.42	306	25.50	78	584	48.67	54	194	17	115	12	160	14	5	7	3	0	0
1989	11	785	4037	5.14	367.00	211	19.18	24	226	20.55	55	225	21	166	10	139	19	-	12	10	0	0
1990	11	770	3656	4.75	332.36	214	19.45	27	233	21.18	58	305	25	215	11	181	32	4	13	12	2	1
1991	11	749	3034	4.05	275.82	173	15.73	12	106	9.64	69	295	20	176	23	217	44	-	14	8	4	0
1992	11	671	2700	4.02	245.45	146	13.27	19	161	14.64	90	443	29	243	18	232	26	10	13	5	4	0
1993	11	729	2842	3.90	258.36	159	14.45	20	174	15.82	81	339	23	152	10	74	32	-	11	5	1	1
1994	11	758	3719	4.91	338.09	208	18.91	22	180	16.36	59	205	16	97	14	157	25	5	9	8	1	0
1995	12	773	3706	4.79	308.83	194	16.17	31	250	20.83	95	349	22	149	12	146	22	6	13	8	1	2
1996	11	813	4295	5.28	390.45	236	21.45	30	243	22.09	64	222	14	102	10	195	27	8	10	5	2	0
1997	12	866	4501	5.20	375.08	246	20.50	43	352	29.33	69	290	25	166	11	149	31	-	9	2	1	0
1998	11	796	4032	5.07	366.55	202	18.36	37	303	27.55	93	299	24	132	7	37	30	-	12	11	2	0
1999	11	775	3421	4.41	311.00	189	17.18	33	267	24.27	108	454	44	285	17	206	30	2	11	15	1	0
2000	11	784	3959	5.05	359.91	221	20.09	24	202	18.36	82	313	29	175	14	274	52	21	10	6	3	1
2001	11	748	3373	4.51	306.64	193	17.55	28	242	22.00	79	259	30	153	10	111	52	11	14	9	3	0
2002	13	895	5344	5.97	411.08	267	20.54	59	446	34.31	61	255	19	164	15	192	75	11	7	8	3	1
2003	13	872	5392	6.18	414.77	282	21.69	60	467	35.92	56	211	19	132	13	55	37	15	10	8	2	0
2004	12	795	4566	5.74	380.50	225	18.75	51	387	32.25	53	180	16	97	5	71	17	11	4	4	2	0
2005	11	754	3573	4.74	324.82	197	17.91	27	222	20.18	63	278	26	193	17	186	46	14	18	15	6	0
2006	13	843	5327	6.32	409.77	270	20.77	61	458	35.23	56	205	18	120	11	107	41	18	10	13	4	0
2007	13	978	6322	6.46	486.31	310	23.85	60	450	34.62	67	228	11	70	10	92	36	13	12	11	1	0
2008	13	908	6340	6.98	487.69	324	24.92	69	530	40.77	72	195	15	86	10	171	35	16	10	7	1	0
2009	13	891	4774	5.36	367.23	249	19.15	47	369	28.38	49	135	11	65	14	225	45	18	15	14	1	0
2010	13	982	6763																			



Defense By Year

Year	G	Rush Att.	Net Rush Yards	Yards/Rush	Rush Yds Per Game	Rush TD	Pass Att.	Pass Comp.	Pass Yards	Comp. Pct.	Yards Per Pass Att	Yards Per Pass Comp.	Pass Yards Per Game	Pass TD	Pass TD Pct. (TD/Pass Att)	Pass INT Pct. (INT/Pass Att)	Pass Effic.
1940	10	398	1150	2.89	115.00	-	148	61	1037	41.2	7.01	17.00	103.70	-	-	-	-
1941	9	330	943	2.86	104.78	-	148	76	947	51.4	6.40	12.46	105.22	-	-	-	-
1942	10	410	1357	3.31	135.70	-	176	75	909	42.6	5.16	12.12	90.90	-	-	-	-
1943	7	-	1140	-	162.86	-	-	-	964	-	-	-	137.71	-	-	-	-
1944	8	-	1463	-	182.88	-	-	-	528	-	-	-	66.00	-	-	-	-
1945	8	-	869	-	108.63	-	-	-	637	-	-	-	79.63	-	-	-	-
1946	11	461	2047	4.44	186.09	-	167	76	1127	45.5	6.75	14.83	102.45	-	-	-	-
1947	10	-	1795	-	179.50	-	-	-	928	-	-	-	92.80	-	-	-	-
1948	9	-	1100	-	122.22	-	-	-	835	-	-	-	92.78	-	-	-	-
1949	10	398	1583	3.98	158.30	-	253	123	2133	48.6	8.43	17.34	213.30	-	-	-	-
1950	11	-	2561	-	232.82	-	179	68	904	38.0	5.05	13.29	82.18	-	-	-	-
1951	10	-	2138	-	213.80	-	-	-	1314	-	-	-	131.40	-	-	-	-
1952	10	486	1718	3.53	171.80	-	206	79	1226	38.3	5.95	15.52	122.60	-	-	-	-
1953	10	440	1648	3.75	164.80	-	153	58	784	37.9	5.12	13.52	78.40	-	-	-	-
1954	10	396	1630	4.12	163.00	-	131	45	688	34.4	5.25	15.29	68.80	-	-	-	-
1955	10	532	2375	4.46	237.50	-	104	38	648	36.5	6.23	17.05	64.80	-	-	-	-
1956	10	552	2217	4.17	221.70	-	128	52	776	40.6	6.06	14.92	77.60	-	-	-	-
1957	10	477	1616	3.39	161.60	-	165	69	900	41.8	5.45	13.04	90.00	5	3.03	6.67	84.30
1958	10	441	1479	3.35	147.90	8	196	82	865	41.8	4.41	10.55	86.50	9	4.59	12.76	68.55
1959	10	542	1952	3.60	195.20	17	147	61	831	41.5	5.65	13.62	83.10	5	3.40	10.89	78.44
1960	10	488	1964	4.02	196.40	13	126	42	640	33.3	5.08	15.24	64.00	4	3.17	9.52	67.43
1961	10	421	1518	3.61	151.80	11	138	61	847	44.2	6.14	13.89	84.70	8	5.80	9.42	96.05
1962	10	552	2618	4.74	261.80	17	155	66	970	42.6	6.26	14.70	97.00	11	7.10	9.03	100.50
1963	9	493	2277	4.62	253.00	29	120	59	818	49.2	6.82	13.86	90.89	7	5.83	4.17	117.34
1964	10	543	2226	4.10	222.60	16	161	85	1281	52.8	7.96	15.07	128.10	9	5.59	9.94	118.20
1965	10	501	2025	4.04	202.50	18	177	88	1044	49.7	5.90	11.86	104.40	2	1.13	4.52	93.95
1966	10	479	1739	3.63	173.90	10	172	78	1053	45.3	6.12	13.50	105.30	9	5.23	7.56	98.93
1967	10	538	1882	3.50	188.20	15	175	71	945	40.6	5.40	13.31	94.50	4	2.29	5.14	83.19
1968	10	594	2560	4.31	256.00	23	255	116	1625	45.5	6.37	14.01	162.50	14	5.49	4.71	107.73
1969	10	546	1880	3.44	188.00	18	276	120	1553	43.5	5.63	12.94	155.30	8	2.90	8.33	83.64
1970	11	616	2868	4.66	260.73	33	244	109	1469	44.7	6.02	13.48	133.55	6	2.46	6.56	90.24
1971	11	571	2818	4.94	256.18	28	293	152	2007	51.9	6.85	13.20	182.45	15	5.12	3.75	118.80
1972	11	584	1925	3.30	175.00	13	278	126	1857	45.3	6.68	14.74	168.82	11	3.96	10.43	93.63
1973	11	611	1734	2.84	157.64	15	167	78	1084	46.7	6.49	13.90	98.55	7	4.19	8.38	98.30
1974	11	577	1950	3.38	177.27	14	226	91	1131	40.3	5.00	12.43	102.82	6	2.65	8.41	74.25
1975	11	597	2157	3.61	196.09	16	203	96	1373	47.3	6.76	14.30	124.82	6	2.96	5.42	103.02
1976	11	530	2024	3.82	184.00	12	219	111	1406	50.7	6.42	12.67	127.82	8	3.65	10.05	96.58
1977	11	605	2914	4.82	264.91	28	182	80	1159	44.0	6.37	14.49	105.36	6	3.30	7.69	92.94
1978	11	584	2343	4.01	213.00	25	213	111	1383	52.1	6.49	12.46	125.73	10	4.69	4.23	113.70
1979	11	576	2013	3.49	183.00	19	229	135	1704	59.0	7.44	12.62	154.91	6	2.62	3.93	122.24
1980	11	562	1873	3.33	170.27	25	233	124	1675	53.2	7.19	13.51	152.27	9	3.86	7.73	116.90
1981	11	492	1196	2.43	108.73	14	272	132	1585	48.5	5.83	12.01	144.09	7	2.57	4.78	96.41
1982	11	447	1442	3.23	131.09	18	296	144	1896	48.6	6.41	13.17	172.36	13	4.39	3.38	110.19
1983	12	471	1256	2.67	104.67	5	349	173	2489	49.6	7.13	14.39	207.42	14	4.01	8.02	106.67
1984	12	523	1412	2.70	117.67	8	311	145	1906	46.6	6.13	13.14	158.83	8	2.57	6.75	93.09
1985	12	561	1927	3.43	160.58	8	311	145	1850	46.6	5.95	12.76	154.17	9	2.90	7.07	91.99
1986	11	559	2193	3.92	199.36	11	193	105	1331	54.4	6.90	12.68	121.00	6	3.11	6.22	110.16
1987	12	593	2693	4.54	224.42	20	329	170	2223	51.7	6.76	13.08	185.25	8	2.43	6.08	104.30
1988	12	541	2761	5.10	230.08	32	369	191	2437	51.8	6.60	12.76	203.08	12	3.25	4.88	108.21
1989	11	521	2538	4.87	230.73	27	281	158	2190	56.2	7.79	13.86	199.09	12	4.27	4.63	126.53
1990	11	475	1987	4.18	180.64	22	310	173	2407	55.8	7.76	13.91	218.82	13	4.19	4.52	125.83
1991	11	499	2106	4.22	191.45	22	289	167	2078	57.8	7.19	12.44	188.91	15	5.19	5.54	124.24
1992	11	500	1774	3.55	161.27	18	345	196	2119	56.8	6.14	10.81	192.64	12	3.48	3.77	112.35
1993	11	488	1791	3.67	162.82	12	322	172	2054	53.4	6.38	11.94	186.73	14	4.35	3.42	114.51
1994	11	507	2118	4.18	192.55	18	281	154	2127	54.8	7.57	13.81	193.36	15	5.34	2.85	130.31
1995	12	522	2437	4.67	203.08	18	344	187	2501	54.4	7.27	13.37	208.42	27	7.85	2.91	135.52
1996	11	465	2479	5.33	225.36	28	267	135	2000	50.6	7.49	14.81	181.82	8	3.00	2.62	118.13
1997	12	397	1376	3.47	114.67	16	345	167	2408	48.4	6.98	14.42	200.67	14	4.06	5.22	110.00
1998	11	409	1314	3.21	119.45	14	285	147	2315	51.6	8.12	15.75	210.45	19	6.67	4.91	131.99
1999	11	376	1242	3.30	112.91	16	307	145	2031	47.2	6.62	14.01	184.64	14	4.56	4.23	109.38
2000	11	374	1386	3.71	126.00	15	404	229	2783	56.7	6.89	12.15	253.00	20	4.95	2.48	125.93
2001	11	441	1485	3.37	135.00	13	406	246	2655	60.6	6.54	10.79	241.36	19	4.68	3.20	124.56
2002	13	539	1912	3.55	147.08	25	480	263	3271	54.8	6.81	12.44	251.62	20	4.17	2.50	120.78
2003	13	531	2079	3.92	159.92	16	437	247	3134	56.5	7.17	12.69	241.08	23	5.26	4.12	125.89
2004	12	450	2084	4.63	173.67	20	381	227	2669	59.6	7.01	11.76	222.42	18	4.72	2.89	128.24
2005	11	456	2260	4.96	205.45	24	310	191	2356	61.6	7.60	12.34	214.18	15	4.84	1.61	138.19
2006	13	473	1907	4.03	146.69	17	372	226	2826	60.8	7.60	12.50	217.38	20	5.38	2.69	136.93
2007	13	490	2035	4.15	156.54	22	482	310	3724	64.3	7.73	12.01	286.46	27	5.60	2.49	142.72
2008	13	414	1792	4.33	137.85	21	525	326	3480	62.1	6.63	10.67	267.69	28	5.33	2.29	130.80
2009	13	415	1245	3.00	95.77	13	504	285	3078	56.5	6.11	10.80	236.77	16	3.17	3.57	111.18
2010	13	499	1738	3.48	133.69	15	570	356	3586	62.5	6.29	10.07	275.85	24	4.21	3.33	122.53
2011	13	548	2404	4.39	184.92	24	541	322	3534	59.5	6.53	10.98	271.85	15	2.77	4.44	114.67
2012	13	490	1842	3.76	141.69	19	544	331	3640	60.8	6.69	11.00	280.00	20	3.68	2.02	125.14
2013	13	508	1851	3.64	142.38	11	541	290	3153	53.6	5.83	10.87	242.54	16	2.96	3.88	104.56
2014	13	517	2117	4.09	162.85	24	453	275	3499	60.7	7.72	12.72	269.15	23	5.08	2.65	137.05
2015	13	571	2430	4.26	186.92	26	433	251	3278	58.0	7.57	13.06	252.15	21	4.85	3.93	129.71
2016	13	548	2515	4.59	193.46	22	431	263	3287	61.0	7.63	12.50	252.85				



Defense By Year

Year	G	Total Off.	Total Off.	Total Off.	Total Off.	First Downs	First Downs Per Game	Total TD	Total Points	Points Per Game	TFL By OSU	Sacks		Int		PBU By OSU	QBH By OSU	FR By OSU	FF By OSU	BK By OSU	Saf By OSU	
		Plays	Yards	Yards/Play	Yards/Game							Yds	By OSU	Yds	By OSU							Yds
1940	10	546	2187	4.01	218.70	100	10.00	-	137	13.70	-	-	-	-	-	-	-	-	-	-	-	-
1941	9	478	1890	3.95	210.00	80	8.89	-	124	13.78	-	-	-	-	-	-	-	-	-	-	-	-
1942	10	586	2266	3.87	226.60	100	10.00	-	116	11.60	-	-	-	-	-	-	-	-	-	-	-	-
1943	7	-	2104	-	300.57	83	11.86	-	154	22.00	-	-	-	-	-	-	-	-	-	-	-	-
1944	8	-	1991	-	248.88	94	11.75	-	103	12.88	-	-	-	-	-	-	-	-	-	-	-	-
1945	8	-	1506	-	188.25	79	9.88	-	63	7.88	-	-	-	-	-	-	-	-	-	-	-	-
1946	11	628	3174	5.05	288.55	108	9.82	31	264	24.00	-	-	-	-	-	-	-	-	-	-	-	-
1947	10	-	2723	-	272.30	126	12.60	-	134	13.40	-	-	-	-	-	-	-	-	-	-	-	-
1948	9	-	1955	-	215.00	94	10.44	-	107	11.89	-	-	-	-	-	-	-	-	-	-	-	-
1949	10	651	3716	5.71	371.60	-	-	-	212	21.20	-	-	-	-	-	-	-	-	-	-	-	-
1950	11	-	3465	-	315.00	170	15.45	-	259	23.55	-	-	-	-	-	-	-	-	-	-	-	-
1951	10	-	3452	-	345.20	-	-	-	251	25.10	-	-	-	-	-	-	-	-	-	-	-	-
1952	10	692	2944	4.25	294.40	154	15.40	-	182	18.20	-	-	-	-	-	-	-	-	-	-	-	-
1953	10	593	2432	4.10	243.20	-	-	22	149	14.90	-	-	-	-	-	-	-	-	-	-	-	-
1954	10	527	2318	4.40	231.80	-	-	18	117	11.70	-	-	-	-	-	-	-	-	-	-	-	-
1955	10	636	3023	4.75	302.30	-	-	25	172	17.20	-	-	-	-	-	-	-	-	-	-	-	-
1956	10	660	2993	4.53	299.30	157	15.70	25	166	16.60	-	-	-	-	-	-	-	-	-	-	-	-
1957	10	642	2516	3.92	251.60	130	13.00	20	129	12.90	-	-	-	11	102	-	-	25	-	-	-	0
1958	10	637	2344	3.68	234.40	138	13.80	18	128	12.80	-	-	-	25	177	-	-	14	-	-	-	1
1959	10	689	2469	3.58	246.90	133	13.30	22	151	15.10	-	-	-	16	126	-	-	10	-	-	-	1
1960	10	614	2606	4.24	260.60	127	12.70	18	126	12.60	-	-	-	12	142	-	-	11	-	-	-	0
1961	10	559	2365	4.23	236.50	125	12.50	24	166	16.60	-	-	-	13	221	-	-	14	-	-	-	2
1962	10	707	3588	5.07	358.80	182	18.20	31	214	21.40	-	-	-	14	235	-	-	8	-	-	-	0
1963	9	613	3095	5.05	343.89	173	19.22	37	260	28.89	-	-	-	5	46	-	-	12	-	-	-	0
1964	10	704	3507	4.98	350.70	189	18.90	27	192	19.20	-	-	-	16	278	-	-	17	-	-	-	0
1965	10	678	3069	4.53	306.90	165	16.50	22	173	17.30	-	-	-	8	77	36	-	15	-	-	0	0
1966	10	651	2792	4.29	279.20	154	15.40	19	138	13.80	-	-	-	13	137	34	-	23	-	-	2	1
1967	10	713	2827	3.96	282.70	157	15.70	20	140	14.00	-	-	-	9	58	39	-	13	-	-	6	0
1968	10	849	4185	4.93	418.50	222	22.20	39	288	28.80	-	-	-	12	155	36	-	28	-	-	3	0
1969	10	822	3433	4.18	343.30	190	19.00	27	200	20.00	-	-	-	23	212	51	-	16	-	-	1	0
1970	11	860	4332	5.04	393.82	229	20.82	43	337	30.64	61	243	-	-	16	221	48	-	23	-	2	1
1971	11	864	4825	5.58	438.64	233	21.18	45	322	29.27	79	313	-	-	11	129	27	-	20	0	8	2
1972	11	862	3782	4.39	343.82	213	19.36	24	203	18.45	58	224	-	-	29	425	47	-	23	-	1	0
1973	11	778	2818	3.62	256.18	170	15.45	23	186	16.91	88	422	-	-	14	168	27	-	14	-	2	2
1974	11	803	3081	3.84	280.09	176	16.00	22	183	16.64	66	300	-	-	19	269	53	-	28	-	4	2
1975	11	800	3530	4.41	320.91	181	16.45	23	178	16.18	69	317	-	-	11	61	38	-	15	-	1	0
1976	11	749	3430	4.58	311.82	187	17.00	24	193	17.55	78	348	-	-	22	404	71	-	31	30	1	1
1977	11	787	4070	5.17	370.00	195	17.73	34	267	24.27	75	346	-	-	14	109	42	-	14	-	1	0
1978	11	797	3726	4.68	338.73	202	18.36	36	266	24.18	62	260	-	-	9	151	63	-	23	21	2	0
1979	11	805	3717	4.62	337.91	201	18.27	25	212	19.27	78	381	-	-	9	76	31	-	17	28	0	1
1980	11	795	3548	4.46	322.55	197	17.91	35	268	24.36	66	360	-	-	18	146	38	-	18	18	5	3
1981	11	764	2781	3.64	252.82	161	14.64	23	183	16.64	77	478	42	380	13	274	47	-	13	20	5	0
1982	11	743	3338	4.49	303.45	182	16.55	34	267	24.27	72	364	35	241	10	135	32	-	15	2	0	0
1983	12	820	3745	4.57	312.08	192	16.00	19	162	13.50	80	433	42	291	28	279	47	18	26	3	2	0
1984	12	834	3318	3.98	276.50	189	15.75	17	148	12.33	70	386	43	286	21	444	35	13	17	6	2	4
1985	12	872	3777	4.33	314.75	201	16.75	17	188	15.67	58	234	23	172	22	323	83	-	14	11	2	1
1986	11	752	3524	4.69	320.36	195	17.73	22	191	17.36	97	311	23	175	12	213	29	-	17	9	1	2
1987	12	922	4916	5.33	409.67	281	23.42	31	242	20.17	60	240	26	159	20	273	36	-	19	16	0	1
1988	12	910	5198	5.71	433.17	270	22.50	45	341	28.42	72	279	25	164	18	259	46	5	19	12	0	0
1989	11	802	4728	5.90	429.82	250	22.73	39	319	29.00	60	197	9	76	13	208	22	-	12	15	1	0
1990	11	785	4394	5.60	399.45	229	20.82	38	309	28.09	55	230	19	126	14	37	32	4	11	6	0	1
1991	11	788	4184	5.31	380.36	216	19.64	38	307	27.91	58	254	27	168	16	138	21	-	9	12	1	2
1992	11	845	3893	4.61	353.91	217	19.73	31	251	22.82	68	241	23	128	13	192	26	6	13	9	3	0
1993	11	810	3845	4.75	349.55	219	19.91	28	236	21.45	69	280	21	136	11	114	28	-	14	10	1	1
1994	11	788	4245	5.39	385.91	235	21.36	33	256	23.27	75	286	22	127	8	145	33	2	10	5	2	1
1995	12	866	4938	5.70	411.50	260	21.67	46	345	28.75	82	255	22	147	10	97	38	-	6	6	1	0
1996	11	732	4479	6.12	407.18	223	20.27	39	327	29.73	67	341	22	163	7	57	31	3	10	5	0	0
1997	12	742	3784	5.10	315.33	191	15.92	31	233	19.42	79	347	23	177	18	155	45	-	14	2	2	0
1998	11	694	3629	5.23	329.91	183	16.64	38	296	26.91	112	505	40	293	14	59	26	-	9	13	2	0
1999	11	683	3273	4.79	297.55	172	15.64	35	274	24.91	96	452	32	223	13	132	40	21	10	8	2	1
2000	11	778	4169	5.36	379.00	230	20.91	39	303	27.55	78	303	29	185	10	60	64	21	10	10	6	0
2001	11	847	4140	4.89	376.36	244	22.18	35	281	25.55	70	280	25	181	13	246	52	15	4	6	1	1
2002	13	1019	5183	5.09	398.69	282	21.69	47	356	27.38	84	359	28	223	12	93	73	10	8	8	3	0
2003	13	968	5213	5.39	401.00	289	22.23	43	326	25.08	84	347	32	237	18	159	54	46	1	3	2	0
2004	12	831	4753	5.72	396.08	237	19.75	39	301	25.08	48	199	18	129	11	167	38	18	15	16	1	0
2005	11	766	4616	6.03	419.64	214	19.45	42	344	31.27	80	326	24	159	5	57	34	9	15	14	4	0
2006	13	845	4733	5.60	364.08	256	19.69	41	333	25.62	100	398	37	250	10	168	40	19	15	19	2	0
2007	13	972	5759	5.92	443.00	295	22.69	50	384	29.54	74	291	22	161	12	118	41	14	7	10	1	0
2008	13	939	5272	5.61	405.54	296	22.77	49	365	28.08	67	241	15	92	12	87	65	31	13	14	4	1
2009	13	919	4323	4.																		



Special Teams Offense By Year

Year	G	FGM	FGA	Long	PAT-Att	2-Pt Conv-Att	PR	Yds	Avg	TD	Long	KR	Yds	Avg	TD	Long	Punts	Yds	Avg	Long	KO	Yds	Avg	TB	BK
1957	10	0	-	-	-	-	21	235	11.2	-	-	23	417	18.1	-	-	43	1587	36.9	-	-	-	-	-	
1958	10	2	4	-	9-15	8-13	34	407	12.0	0	-	23	478	20.8	0	-	67	2515	37.5	-	-	-	-	-	
1959	10	0	1	-	11-15	4-11	26	211	8.1	0	-	31	613	19.8	0	-	49	1717	34.9	-	-	-	-	-	
1960	10	0	3	-	12-14	0-0	34	294	8.6	1	-	19	344	18.1	0	-	69	2664	38.6	-	-	-	-	-	
1961	10	2	3	-	14-15	2-6	24	185	7.7	0	-	30	545	18.2	0	-	51	1971	38.7	-	-	-	-	-	
1962	10	4	8	-	12-16	0-3	23	220	9.6	0	-	36	649	18.0	0	-	53	2067	39.0	-	-	-	-	-	
1963	9	2	4	-	11-13	0-2	15	244	16.3	1	-	45	935	20.8	0	-	50	1511	30.2	-	-	-	-	-	
1964	10	6	11	-	19-19	1-2	14	235	16.8	1	-	36	800	22.2	0	-	60	2254	37.6	-	-	-	-	-	
1965	10	8	13	-	13-13	2-2	21	285	13.6	0	-	33	609	18.5	0	-	63	2431	38.6	-	-	-	-	0	
1966	10	3	10	-	10-11	2-2	30	240	8.0	0	-	28	538	19.2	0	-	79	2856	36.2	-	-	-	-	2	
1967	10	1	9	-	16-16	1-1	42	477	11.4	1	-	23	523	23.7	0	-	76	2564	33.7	-	-	-	-	4	
1968	10	2	7	-	7-13	5-10	30	279	9.3	0	-	43	806	18.7	0	-	76	2650	34.9	-	-	-	-	3	
1969	10	5	11	-	20-23	0-0	41	286	7.0	0	-	38	708	18.6	1	-	79	3049	38.6	-	-	-	-	1	
1970	11	7	12	-	14-18	0-1	37	277	7.5	0	-	47	957	20.4	2	-	76	3069	40.4	-	-	-	-	2	
1971	11	6	19	-	16-19	0-0	35	344	9.8	1	-	48	890	18.1	0	-	77	3506	45.5	-	-	-	-	8	
1972	11	9	18	-	24-29	0-0	21	108	5.1	1	-	26	437	16.8	0	-	67	2315	34.5	-	-	-	-	1	
1973	11	8	22	-	33-34	5-6	39	163	4.2	0	-	34	657	19.3	0	-	55	2269	41.2	-	-	-	-	2	
1974	11	11	24	-	25-28	1-4	35	376	10.7	1	-	29	445	15.3	0	-	75	3024	40.3	-	-	-	-	4	
1975	11	3	5	-	36-40	0-0	27	229	8.5	1	-	25	505	20.2	0	-	58	2599	44.8	-	-	-	-	1	
1976	11	9	20	-	38-39	2-4	27	108	4.0	0	-	33	522	15.8	0	-	67	2869	42.8	-	-	-	-	1	
1977	11	3	11	-	28-30	0-3	28	175	6.3	0	26	39	647	16.6	0	34	68	2515	37.0	60	-	-	-	1	
1978	11	4	13	-	17-18	3-4	20	109	5.5	0	17	31	641	20.7	0	55	75	2952	39.4	65	-	-	-	2	
1979	11	12	21	-	19-19	1-3	17	30	1.8	0	24	30	555	18.5	1	82	68	2584	38.0	61	-	-	-	0	
1980	11	7	18	-	18-18	2-5	33	240	7.3	1	48	30	542	18.1	0	49	71	2770	39.0	62	-	-	-	5	
1981	11	19	28	56	14-15	1-3	34	164	4.8	0	20	26	414	15.9	0	33	59	2433	41.2	66	-	-	-	4	
1982	11	15	25	45	20-22	4-6	34	78	2.3	0	12	34	652	19.2	0	64	56	2321	41.4	61	-	-	-	0	
1983	12	19	28	49	24-29	2-2	27	146	5.4	1	18	21	399	19.0	1	90	77	3141	40.8	67	-	-	-	-	
1984	12	16	24	52	30-34	2-3	16	131	8.2	0	34	24	425	17.7	0	34	74	2792	37.7	56	-	-	-	-	
1985	12	8	15	39	31-31	1-2	26	237	9.1	1	58	28	440	15.7	0	28	84	3292	39.1	73	-	-	-	2	
1986	11	7	17	47	18-19	0-4	24	176	7.3	0	30	32	698	21.8	1	97	77	3064	39.8	65	-	-	-	1	
1987	12	9	17	51	46-49	2-6	20	273	13.6	2	73	32	745	23.3	2	100	41	1694	41.3	60	-	-	-	-	
1988	12	13	15	52	75-75	1-3	18	153	8.5	1	61	42	666	15.9	1	100	37	1385	37.4	65	-	-	-	0	
1989	11	20	26	52	22-23	0-1	14	160	11.4	1	82	55	1034	18.8	0	70	52	2079	40.0	60	-	-	-	1	
1990	11	14	19	52	21-21	3-6	16	109	6.8	0	15	41	752	18.3	0	44	56	2246	40.1	74	-	-	-	0	
1991	11	7	12	39	9-10	0-0	23	145	6.3	0	27	44	888	20.2	0	35	68	2407	35.4	58	-	-	-	2	
1992	11	8	15	47	17-17	3-3	21	171	8.1	0	30	25	434	17.4	0	38	78	3219	41.3	59	-	-	-	3	
1993	11	11	15	43	19-19	0-0	29	214	7.4	1	36	33	676	20.5	1	89	77	3303	42.9	67	-	-	-	1	
1994	11	9	14	48	19-21	0-1	25	234	9.4	1	33	34	681	20.0	0	52	64	2818	44.0	78	-	-	-	3	
1995	12	11	15	52	25-27	3-5	19	96	5.1	0	19	41	874	21.3	0	45	66	2906	44.0	73	-	-	-	1	
1996	11	12	19	55	27-28	0-1	16	197	12.3	1	37	33	701	21.2	0	47	60	2598	43.3	82	-	-	-	-	
1997	12	17	28	49	33-34	4-7	32	521	16.3	1	82	23	374	16.3	0	42	51	2238	43.9	74	-	-	-	1	
1998	11	15	19	50	32-35	2-2	28	312	11.1	0	37	43	920	21.4	0	58	69	2796	40.5	78	-	-	-	2	
1999	11	11	19	48	32-32	1-1	45	679	15.1	2	60	37	771	20.8	0	60	68	2636	38.8	63	-	-	-	2	
2000	11	12	21	42	20-22	0-2	29	260	9.0	2	57	34	611	18.0	0	39	57	2100	36.8	53	-	-	-	6	
2001	11	15	17	52	27-27	0-1	23	306	13.3	0	53	36	966	26.8	1	97	63	2681	42.6	64	-	-	-	3	
2002	13	11	17	52	55-56	1-3	43	554	12.9	1	43	40	811	20.3	0	47	68	2820	41.5	62	-	-	-	6	
2003	13	16	18	53	59-60	0-0	39	626	16.1	3	78	34	688	20.2	0	46	53	2260	42.6	80	89	5619	63.1	-	2
2004	12	11	17	55	11-17	0-1	29	426	14.7	2	74	31	661	21.3	0	53	58	2487	42.9	67	73	4457	61.1	48	1
2005	11	11	14	52	23-24	2-3	24	176	7.3	0	38	46	940	20.4	0	59	69	2677	38.8	63	48	2841	59.2	15	4
2006	13	11	13	53	57-59	1-2	34	404	11.9	0	63	50	1231	24.6	2	96	52	2264	43.5	72	48	2841	59.2	15	2
2007	13	10	18	32	58-59	1-1	26	205	7.9	1	67	55	1145	20.8	1	98	52	2187	42.1	65	83	5270	63.5	34	1
2008	13	15	19	45	65-65	1-1	20	368	18.4	2	78	59	1408	23.9	2	90	37	1550	41.9	71	96	6472	67.4	13	4
2009	13	13	18	51	46-46	1-1	27	359	13.3	2	82	56	1037	18.5	0	74	67	3023	45.1	67	73	4947	67.8	35	2
2010	13	27	31	52	68-70	0-0	28	273	9.8	3	66	55	1261	22.9	2	93	51	2322	45.5	78	106	7073	66.7	55	3
2011	13	22	25	46	79-80	1-1	23	79	3.4	0	15	52	1157	22.2	2	100	49	2229	45.5	60	114	7810	68.5	61	0
2012	13	28	34	51	72-72	0-0	36	412	11.4	1	64	46	1148	25.0	2	96	44	2036	46.3	74	111	6916	62.3	75	3
2013	13	11	18	41	67-68	0-0	30	408	13.6	2	95	38	871	22.9	1	100	82	3201	39.0	62	92	5520	60.0	21	4
2014	13	22	28	47	41-41	0-0	30	293	9.8	1	92	50	1024	20.5	2	99	81	3385	41.8	71	70	4147	59.2	14	6
2015	13	16	21	43	62-66	0-1	24	160	6.7	2	67	42	868	20.7	0	53	75	3010	40.1	65	94	5651	60.1	22	3
2016	13	20	26	53	60-62	1-1	14	152	10.9	0	57	27	557	20.6	0	56	59	2458	41.7	65	96	6050	63.0	41	6
2017	13	23	29	53	70-71	1-1	17	83	4.9	0	20	29	533	18.4	0	31	41	1731	42.2	57	109	6508	59.7	37	2
2018	13	16	22	48	61-63	0-2	19	123	6.5	1	19	29	568	19.6	0	42	55	2406	43.7	71	94	5720	60.9	53	4
2019	13	20	26	49	48-49	1-3	20	164	8.2	0	25	30	540	18.0	0	38	59	2287	38.8	55	80	4830	60.4	33	0
2020	11	18	23	44	36-39	0-1	19	109	5.7	0	34	25	467	18.7	1	48	62	2493	40.2	62	68	4016	59.1	21	0
2021	14	20	27	49	51-52																				



Special Teams Defense By Year

Year	G	Opp FGM	Opp FGA	Opp Long	Opp PAT-Att	Opp 2-Pt Conv-Att	Opp PR	Opp Yds	Opp Avg	Opp TD	Opp Long	Opp KR	Opp Yds	Opp Avg	Opp TD	Opp Long	Opp Punts	Opp Yds	Opp Avg	Opp Long	Opp KO	Opp Yds	Opp Avg	Opp TB	Opp BK
1957	10	0	0	-	-	-	20	188	9.4	-	-	37	569	15.4	-	-	59	2106	35.7	-	-	-	-	-	
1958	10	2	3	-	6-8	4-11	30	284	9.4	0	-	35	688	19.7	0	-	72	2588	35.9	-	-	-	-	-	
1959	10	1	3	-	10-13	3-9	24	178	7.4	0	-	29	430	14.8	0	-	53	1950	36.8	-	-	-	-	-	
1960	10	1	5	-	11-14	1-4	22	286	13.0	1	-	24	529	22.0	0	-	22	286	13.0	-	-	-	-	-	
1961	10	2	6	-	14-17	1-7	28	359	12.8	2	-	26	546	21.0	1	-	48	1745	36.4	-	-	-	-	-	
1962	10	1	1	-	17-21	4-10	24	249	10.4	0	-	18	254	14.1	0	-	45	1583	35.2	-	-	-	-	-	
1963	9	2	5	-	24-33	4-4	15	107	7.1	0	-	24	484	20.2	1	-	35	1293	37.0	-	-	-	-	-	
1964	10	2	6	-	16-17	4-10	17	207	12.2	0	-	23	525	22.8	1	-	37	1336	35.6	-	-	-	-	-	
1965	10	7	15	-	20-22	0-0	28	349	12.5	1	-	25	561	22.4	1	-	54	2028	37.6	-	-	-	-	-	
1966	10	2	8	-	16-17	1-2	22	135	6.1	0	-	19	397	20.9	0	-	62	2433	39.2	-	-	-	-	-	
1967	10	3	13	-	11-15	0-5	25	156	6.2	0	-	21	346	16.5	0	-	73	2678	36.7	-	-	-	-	-	
1968	10	5	14	-	37-38	1-1	22	106	4.8	1	-	28	538	19.2	0	-	55	2157	39.2	-	-	-	-	-	
1969	10	6	11	-	16-20	2-7	35	278	7.9	0	-	39	881	22.6	1	-	67	2716	40.5	-	-	-	-	-	
1970	11	12	19	-	39-41	1-2	36	382	10.7	2	-	37	806	21.8	0	-	60	2189	36.5	-	-	-	-	-	
1971	11	4	8	-	34-42	2-4	47	536	11.4	1	-	27	589	21.8	0	-	68	2533	37.2	-	-	-	-	-	
1972	11	12	20	-	23-24	0-0	36	209	5.8	0	-	37	695	18.7	0	-	55	2197	39.9	-	-	-	-	-	
1973	11	9	16	-	19-19	1-3	25	311	12.4	1	-	39	623	15.9	0	-	79	2979	37.7	-	-	-	-	-	
1974	11	10	16	-	19-20	0-2	33	308	9.3	2	-	30	465	15.5	0	-	81	3252	40.1	-	-	-	-	-	
1975	11	7	20	-	19-22	0-1	36	241	6.7	1	-	41	665	16.2	0	-	69	2793	40.5	-	-	-	-	-	
1976	11	9	17	-	23-25	0-2	32	220	6.9	0	-	37	754	20.4	2	-	60	2426	40.4	-	-	-	-	-	
1977	11	9	19	-	28-31	3-4	29	220	7.6	0	32	27	443	16.4	0	60	58	2476	42.7	70	-	-	-	-	
1978	11	8	15	-	26-28	0-8	38	283	7.5	0	55	19	317	16.7	0	41	55	2161	38.5	68	-	-	-	-	
1979	11	13	23	-	21-23	1-2	33	303	9.2	0	43	35	545	15.6	0	29	60	2172	36.2	65	-	-	-	-	
1980	11	9	14	-	29-33	1-2	26	151	5.8	0	39	21	469	22.3	1	95	65	2449	37.7	58	-	-	-	-	
1981	11	8	12	-	18-20	2-3	20	140	7.0	0	26	35	758	21.7	1	93	74	2955	39.9	61	-	-	-	-	
1982	11	12	17	-	21-23	0-5	20	82	4.1	0	23	21	446	21.2	1	99	83	3330	40.1	63	-	-	-	1	
1983	12	9	12	-	11-15	3-4	39	212	5.4	0	33	29	464	16.0	0	34	79	3033	38.4	59	-	-	-	2	
1984	12	9	16	52	15-16	1-1	20	107	5.4	1	49	36	646	17.9	0	36	89	3605	40.5	78	-	-	-	0	
1985	12	23	38	54	16-17	1-1	33	274	8.3	0	38	43	666	15.4	0	38	75	3150	42.0	66	-	-	-	1	
1986	11	12	16	50	21-21	0-1	26	226	8.7	1	63	37	612	16.5	0	58	66	2641	40.0	62	-	-	-	1	
1987	12	10	19	47	23-24	0-3	16	82	5.1	0	18	33	621	19.4	0	52	47	1846	39.3	56	-	-	-	0	
1988	12	8	12	49	35-35	5-8	13	59	4.5	0	21	42	763	18.2	0	35	49	2059	42.0	70	-	-	-	0	
1989	11	16	19	49	37-37	0-2	27	187	6.9	0	45	31	678	21.9	0	39	39	1566	40.2	79	-	-	-	0	
1990	11	14	18	50	35-36	1-2	20	255	12.8	0	39	27	525	19.4	0	40	44	1690	38.4	55	-	-	-	2	
1991	11	15	19	50	34-37	0-1	25	207	8.3	0	27	24	456	19.0	0	36	54	2003	37.1	58	-	-	-	4	
1992	11	13	21	43	26-29	0-2	48	467	9.7	1	91	21	357	17.0	0	41	64	2612	40.8	87	-	-	-	4	
1993	11	13	18	43	25-26	1-2	41	350	8.5	1	33	17	393	23.1	0	43	65	2617	40.3	61	-	-	-	1	
1994	11	9	16	48	27-29	2-4	25	329	13.2	0	76	34	645	19.0	0	55	54	2135	39.5	72	-	-	-	1	
1995	12	10	12	53	41-42	0-4	31	260	8.4	0	29	30	581	19.4	0	37	62	2465	39.8	68	-	-	-	1	
1996	11	19	23	52	36-37	0-2	30	220	7.3	0	29	31	634	20.5	0	37	54	2316	42.9	81	-	-	-	2	
1997	12	5	8	35	21-22	4-4	17	155	9.1	0	51	38	928	24.4	0	93	69	2871	41.6	60	-	-	-	0	
1998	11	11	11	49	33-35	1-3	26	255	9.8	2	73	40	755	18.9	0	84	76	3130	41.2	73	-	-	-	2	
1999	11	11	12	48	31-34	0-1	33	254	7.7	1	81	36	718	19.9	0	55	76	3115	41.0	64	-	-	-	1	
2000	11	12	16	47	31-36	0-3	22	163	7.4	0	28	28	530	18.9	0	34	58	2157	37.2	61	-	-	-	3	
2001	11	11	16	48	30-30	4-5	24	184	7.7	1	21	26	623	24.0	0	59	64	2497	39.0	62	-	-	-	3	
2002	13	11	16	42	33-38	3-9	37	456	12.3	0	58	35	642	18.3	0	50	85	3321	39.1	71	-	-	-	3	
2003	13	9	16	40	9-16	1-4	24	233	9.7	0	45	27	495	18.3	0	38	73	2782	38.1	62	65	3717	57.2	-	2
2004	12	10	13	52	37-39	0-0	31	308	9.9	1	50	23	412	17.9	0	48	60	2542	42.4	72	57	3397	59.6	23	2
2005	11	17	24	48	17-24	1-2	28	317	11.3	0	76	33	661	20.0	0	59	55	2248	40.9	68	70	3997	57.1	22	6
2006	13	16	20	48	35-38	2-3	28	402	14.4	2	86	48	1017	21.2	1	95	64	2631	41.1	58	68	3983	58.6	14	4
2007	13	12	15	45	46-46	1-4	22	309	14.0	1	74	63	1288	20.4	0	55	62	2536	40.9	61	73	4581	62.8	14	1
2008	13	8	14	49	45-47	0-2	13	85	6.5	0	17	83	2073	25.0	0	91	52	2354	45.3	68	71	4266	60.1	7	0
2009	13	12	20	53	32-32	2-3	30	533	17.8	1	87	38	927	24.4	1	98	75	3143	41.9	75	59	3442	58.3	3	1
2010	13	14	18	56	41-41	1-2	18	166	9.2	0	24	50	1369	27.4	3	100	75	3128	41.7	74	68	4122	60.6	9	1
2011	13	13	19	48	41-42	0-1	15	167	11.1	0	33	53	1283	24.2	1	100	65	2717	41.8	59	65	3998	61.5	3	0
2012	13	15	23	46	42-42	2-3	16	197	12.3	1	81	34	840	24.7	2	100	75	3106	41.4	60	72	4296	59.7	21	0
2013	13	17	23	46	30-31	1-1	19	199	10.5	1	64	66	1237	18.7	0	69	89	3758	42.2	65	58	3468	59.8	20	4
2014	13	17	24	53	47-49	1-2	25	79	3.2	0	31	56	1178	21.0	2	96	76	3079	40.5	69	81	4768	58.9	30	0
2015	13	13	19	46	45-47	2-4	20	94	4.7	0	23	70	1611	23.0	1	100	73	3025	41.4	58	76	4671	61.5	31	3
2016	13	10	15	48	37-43	1-2	16	15	0.9	0	19	53	969	18.3	0	38	73	3036	41.6	66	65	4062	62.5	38	4
2017	13	15	17	50	47-47	1-1	13	89	6.8	1	35	66	1278	19.4	1	89	79	3377	42.7	66	72	4418	61.4	42	1
2018	13	12	20	43	52-54	1-1	20	141	7.1	1	65	26	494	19.0	0	36	71	2870	40.4	69	78	4537	58.2	39	3
2019	13	16	20	46	38-38	2-5	11	18	1.6	0	7	36	702	19.5	0	37	69	2925	42.4	60	70	4263	60.9	34	1
2020	11	12	17	44	24-25	3-7	12	18	1.5	0	13	38	828	21.8	1	100	75	3131	41.7	58	55	3087	61.1	23	0
2021	14	14	19	48	29-29	0-0	20																		



Coaching History

Head Coaching Records at Oklahoma State

Coach	Seasons	Overall				Conference			
		W	L	T	Pct.	W	L	T	Pct.
None	5 (1899-04)*	3	10	2	.267	0	0	0	-
Frank A. McCoy	1 (1905)	1	4	2	.286	0	0	0	-
Boyd A. Hill	2 (1906-07)	2	9	4	.267	0	0	0	-
Ed Parry	1 (1908)	4	4	0	.500	0	0	0	-
Paul J. Davis	6 (1909-14)	28	16	1	.633	0	0	0	-
John G. Griffith	2 (1915-16)	8	9	1	.472	0	6	0	.000
Earl A. Pritchard	2 (1917-18)	8	7	0	.533	1	4	0	.200
James E. Pixlee	2 (1919-20)	3	10	3	.281	0	5	0	.000
John F. Maulbetsch	8 (1921-28)	28	37	6	.437	10	13	3	.442
Lynn O. Waldorf	5 (1929-33)	34	10	7	.735	9	1	0	.900
Albert A. Exendine	2 (1934-35)	7	12	1	.375	1	4	0	.200
Theodore J. Cox	3 (1936-38)	7	23	0	.233	3	8	0	.273
Jim Lookabaugh	11 (1939-49)	58	41	6	.581	21	9	1	.694
J.B. Whitworth	5 (1950-54)	22	27	2	.451	11	9	1	.548
Cliff Speegle	8 (1955-62)	36	42	3	.463	9	19	1	.328
Phil Cutchin	6 (1963-68)	19	38	2	.339	14	26	1	.354
Floyd Gass	3 (1969-71)	13	18	1	.422	7	14	0	.333
Dave Smith	1 (1972)	7	4	0	.636	5	2	0	.714
Jim Stanley	6 (1973-78)	35	31	2	.529	19	21	2	.476
Jimmy Johnson	5 (1979-83)	30	25	2	.544	18	15	2	.543
Pat Jones	11 (1984-94)	62	60	3	.508	30	44	3	.409
Bob Simmons	6 (1995-2000)	30	38	0	.441	16	31	0	.340
Les Miles	4 (2001-04)	28	21	0	.571	16	16	0	.500
Mike Gundy	18 (2005-pres.)	156	75	0	.675	95	61	0	.609
Totals	123	629	571	48	.523	285	308	14	.481

* no team in 1902

All-Time Assistant Coaches

Assistant Coach (alma mater)	Years at OSU
Greg Adkins (Marshall)	2015-16
Willie Anderson (Clemson)	1983-85
Keith Armstrong (Temple)	1990-91
Neill Armstrong (Oklahoma State)	1955-61
Marcus Arroyo (San Jose State)	2015-16
Duke Babb (Austin College)	1969-71
Carey Bailey (Tennessee)	2004
Jack Baker (Oklahoma State)	1939-62
Nelson Barnes (North Texas)	2005-07
Johnny Barr (Oklahoma)	1986-88, 1995-96
Tim Beckman (Findlay)	2007-08
Vance Bedford (Texas)	1993-94, 2005-06
Charles Bentley (Kentucky)	1963-65
Jeff Bower (Southern Miss)	1990
Joe Bowers	1979-80
Don Boyce (UTEP)	1963-64
Todd Bradford (Southern Utah)	2005-07
Gunter Brewer (Wake Forest)	2005-2010
David Browning (Texas Tech)	1993-94
Harry Buffington (Oklahoma State)	1955-62
Johnny Burnett (Cal-Santa Barbara)	1996-98
Bob Burris (Oklahoma)	1971
Ron Calcagni (Arkansas)	1996-99
Louis Campbell (Arkansas)	1985-88
Mike Cassity (Kentucky)	1997-2000
Doug Cathey (Oklahoma State)	1972-77
Duke Christian (SE Oklahoma State)	1991
Bill Clay (Arkansas)	2002-04
Joe Bob Clements (Kansas State)	2013-present
Don Cochran (Alabama)	1963
Larry Coker (Northeastern Oklahoma State)	1983-89
Bob Connelly (Texas A&M Commerce)	2014
Bob Cutbirth (Oklahoma State)	1972-73
Gary Darnell (Oklahoma State)	1971-72
Butch Davis (Arkansas)	1979-83
Joe DeForest (Southwestern Louisiana)	2002-11
Otis Delaporte (Central Oklahoma)	1955-58
Charlie Dickey (Arizona)	2019-present
Jim Dickey (Houston)	1966-69
Dirk Dierking (Baylor)	1970-72
Rick Dixon (Brigham Young)	1977-78
Tim Duffie (Texas Tech)	2013-present

Assistant Coach (alma mater)	Years at OSU
Karl Dunbar (Louisiana State)	2002-04
Kasey Dunn (Idaho)	2011-present
Tom Ellis (McMurray)	1963-65
Frank Falks (Parsons College)	1981-82
Larry Fedora (Austin College)	2005-07
Carter Franklin (Texas A&M)	1966-68
James Frazier (Oklahoma State)	1969-71
Wayne Freiling (Texas A&M)	1964-68
Leon Fuller (Alabama)	1963, 65
Pug Gabrel (Texas Western)	1969-70, 72
Frank Gansz (Navy)	1973, 75
Steve Gardner (Lenoir Rhyne)	1986-89
Dorsey Gibson (Oklahoma State)	1959-61
Ted Gill (Idaho State)	1995
Robert Gillespie (Florida)	2009-2010
Sean Gleeson (Williams College)	2019
Toby Greene (Phillips)	1939-62
Harvey Griffin (Oklahoma State)	1971
Mike Gundy (Oklahoma State)	1990-95, 2001-04
Brent Guy (Oklahoma State)	1989-91, 95-97
Dan Hammerschmidt (Colorado State)	2015-present
Tom Harper (Kentucky)	1966-68
Mark Hatley (Oklahoma State)	1975-76
Jim Helms (Texas)	1979-80
Gene Henderson (Texas A&M)	1974-77
Josh Henson (Oklahoma State)	2001-04, 2017-18
Reggie Herring (Florida State)	1983-85
Frank Hickson (Tuskegee)	1997-2000
Fred Hightower (Texas Lutheran)	1969-71
Dana Holgorsen (Iowa Wesleyan)	2010
Lawson Holland (Clemson)	1992-94
Larry Holton (Iowa State)	1979-82
Dave Huxtable (Eastern Illinois)	2000
Mike Jacobs (Wittenberg)	2000
Bert Jacobson (Oklahoma State)	1980-81
Pete Jenkins (Western Carolina)	1978
Paul Jette (Texas)	1979-84
Denver Johnson (Tulsa)	1989-92
Jason Jones (Alabama)	2008-12
Pat Jones (Arkansas)	1979-83
Tommy Kaiser (Houston)	1994-99
Leland Kendall (Oklahoma State)	1962
Elwood Kettler (Texas A&M)	1963-68
Jim Knowles (Cornell)	2018-21

Assistant Coach (alma mater)	Years at OSU
Tom Lavigne (Grambling)	1995-98
Bob Leahy (Emporia State)	1979-82
William Long (Oklahoma State)	1969-71
Tommy Lucas (Texas)	1969-70, 72
Curtis Luper (Stephen F. Austin)	2005-08
Doug Mallory (Michigan)	2001-04
Van Malone (Texas)	2011-14
Derek Mason (Northern Arizona)	2022
Robert Matthews (Georgia)	2009
Bruce Mays (Ohio Northern)	1980-81
Hugh McCrabb (Oklahoma State)	1973-75
Wayne McDuffie (Florida State)	1975-76
Jason McEndoo (Washington State)	2015-present
Doug Meacham (Oklahoma State)	2005-12
Bill Michael (Arkansas)	1992-93
Les Miles (Michigan)	1995-97
Bill Miller (Texas-Arlington)	1989-94
Calvin Miller (Oklahoma State)	1991-94, 97-2001
Del Miller (Central [Iowa] College)	2000
Chuck Moller (Minnesota-Morris)	2001-04
Todd Monken (Knox College)	2002-04, 2011-12
Bryan Nardo (Ohio)	2023-present
Houston Nutt (Oklahoma State)	1984-89
Barry Pearson (Northwestern)	1979
Bum Phillips (Stephen F. Austin)	1973
Wade Phillips (Houston)	1973-74
Deek Pollard (Western Illinois)	1976-78
Ken Pope (Oklahoma)	1987-90
Larry Porter (Memphis)	2002-04
Roland Rainey (Austin College)	1972
Tim Rattay (Louisiana Tech)	2020-present
Jason Ray (Missouri)	2013-14
Tim Reynolds (SW Oklahoma State)	1992-94
Harold Richardson (SMU)	1973-76
Greg Richmond (Oklahoma State)	2018-present
Dayton Riley (East Tennessee State)	1972-76
Tommie Robinson (Troy State)	2001
Rob Ryan (Southwestern Oklahoma State)	1996-99
Al Sandahl (Louisiana College)	1975-77
Brad Seely (South Dakota State)	1984-88
Bill Shimek (Central Arkansas)	1983-91
Jemal Singleton (Air Force)	2011-14
Lee Snider (Oklahoma State)	1972-74, 78
Jim Spavital (Oklahoma State)	1956-62
Glenn Spencer (Georgia Tech)	2008-17
Kevin Steele (Tennessee)	1984-86
Kent Stephenson (Northern Iowa)	1972, 77-78
Mike Summers (Georgetown [Ky.])	2000
Lloyd Taylor (Texas A&M)	1964
Trooper Taylor (Baylor)	2008
Bob Thompson (Adams State)	1966-68
Olen Treadway (Iowa)	1961-62
Bill Turnbow (Texas Tech)	1974-77
Tom Turvey (Oklahoma State)	1963-65
Lance Van Zandt (Lamar)	1973-74
Ronnie Vinklarek (Southwest Texas)	1997-99
Art Walker (Colorado)	1998-2000
DeWayne Walker (Minnesota)	1995
George Walstad (Oklahoma State)	1983-94
Dave Wannstedt (Pittsburgh)	1979-82
Tom White (Alabama)	1966-68
Joe Wickline (Florida)	2005-13
Richard Wilson (Arkansas)	1995-2000
Tony Wise (Ithaca)	1979-83
John Wozniak (Knox College)	2017-present
Bowden Wyatt (Tennessee)	1964-65
Buddy Wyatt (Texas Christian)	1996
Darrell Wyatt (Kansas State)	2001
Bill Young (Oklahoma State)	1976-78, 2009-12
John Young (Texas Western)	1969
Mike Yurcich (California-PA)	2013-18
Willie Zapalac (Texas A&M)	1963

Oklahoma State in the NCAA Stats - Team

Scoring Offense

Year	Rank	Points	Average
1987	7	374	34.0
1988	1	522	47.5
2002	13	446	34.3
2003	11	467	35.9
2004	17	387	32.3
2006	7	458	35.2
2008	9	530	40.8
2010	3	575	44.2
2011	2	633	48.7
2012	3	594	45.7
2013	14	508	39.1
2015	14	514	39.5
2016	17	502	38.6
2017	4	585	45.0
2018	13	499	38.4

Total Offense


Year	Rank	Yards	Average
1944	14	2,756	322.0
1945	3	3,836	420.4
1987	15	4,637	421.6
1988	2	5,667	515.2
2006	16	5,327	409.8
2007	7	6,322	486.3
2008	6	6,340	487.7
2010	3	6,763	520.2
2011	3	7,096	545.8
2012	4	7,111	547.0
2016	14	6,434	494.9
2017	2	7,396	568.9
2018	10	6,502	500.2

Rushing Offense

Year	Rank	Yards	Average
1945	4	2,293	286.6
1972	4	3,497	317.9
1973	12	2,198	290.7
1976	10	3,085	280.5
1988	5	3,492	317.5
1990	19	2,338	212.5
1997	10	2,486	226.0
1998	19	2,249	204.5
2003	11	2,831	217.8
2004	12	2,709	237.0
2006	7	2,704	208.0
2007	8	3,161	243.2
2008	8	3,191	245.5
2019	17	2,985	229.6

Passing Offense

Year	Rank	Yards	Average
1944	5	1,008	125.0
1946	5	1,478	147.8
1949	3	1,284	183.4
1951	9	1,603	160.3
2010	2	4,496	345.8
2011	2	5,034	387.2
2012	7	4,312	331.7
2015	7	4,591	353.2
2016	9	4,211	323.9
2017	1	5,059	389.2
2018	10	4,028	309.8
2022	20	3,634	279.5



Quarterback Mason Rudolph helped lead the Cowboy passing offense to a No. 1 national rank for the 2017 season.

Passing Efficiency

Year	Rank	Rating
2004	18	141.67
2007	15	145.14
2008	5	164.7
2010	12	155.2
2011	7	160.7
2012	18	152.4
2015	17	155.93
2016	10	158.4
2017	3	169.4

Passing Yards Per Attempt

(Minimum 200 attempts)

Year	Rank	Yds/Att.
2004	7	8.57
2006	18	8.17
2007	9	8.19
2008	2	9.66
2010	16	8.45
2011	9	8.46
2012	6	8.71
2015	11	8.88
2016	8	9.06
2017	3	10.06

Passing Yards Per Completion

(Minimum 200 attempts)

Year	Rank	Yds/Comp.
2002	16	14.05
2004	2	16.56
2006	2	15.07
2007	6	13.80
2008	3	15.00

2012	7	13.82
2014	19	14.18
2015	17	14.13
2016	11	14.27
2017	3	15.57
2018	19	13.75

Fewest Sacks Allowed

Year	Rank	Allowed
2006	19	1.38
2007	3	0.85
2008	17	1.23
2009	6	0.85
2010	7	0.77
2011	11	0.92
2012	9	0.92
2013	9	1.08
2021	9	1.14

Third Down Conversion Pct.

Year	Rank	Pct.
2007	9	47.5
2011	8	48.9
2017	13	45.6

Fewest Turnovers Lost

Year	Rank	TOS
2004	2	9
2015	17	15
2016	12	14

Fewest Fumbles Lost

Year	Rank	Fum. Lost
2002	8	7
2004	4	4
2012	11	6
2013	7	5
2014	9	5
2015	9	5
2022	19	5

Interception Avoidance (INT/Att.)

Year	Rank	INT
2016	1	0.8

Red Zone Scoring Pct. Offense

Year	Rank	Pct.
2008	17	0.89
2010	1	0.95
2011	11	0.89
2012	3	0.93
2014	13	0.91
2015	9	0.92
2018	18	89.6
2019	16	91.1

Time of Possession

Year	Rank	Average
2009	15	31:50



Oklahoma State in the NCAA Stats - Team

Scoring Defense

Year	Rank	Points	Average
1983	9	148	13.5
1984	5	134	12.2
1985	15	154	14.0
1997	20	200	18.2
2013	19	281	21.6
2021	9	253	18.1

Total Defense

Year	Rank	Yards	Average
1974	10	2,780	252.7
1981	9	2,781	252.8
1984	8	2,989	271.7
1985	14	3,215	292.3
1997	14	3,330	302.7
1999	10	3,273	297.5
2021	5	4,170	297.9

Rushing Defense

Year	Rank	Yards	Average
1960	12	640	64.0
1967	4	945	94.5
1974	11	950	86.4
1985	6	1,512	137.5
1986	5	1,331	121.0
1997	20	1,247	113.4
1998	20	1,314	119.5
2009	11	1,245	95.8
2021	5	1,227	87.6

Pass Efficiency Defense

Year	Rank	Rating
2011	20	114.65
2013	6	104.56

Red Zone Scoring Pct. Defense

Year	Rank	Pct.
2009	7	72.0
2011	12	73.0
2013	7	71.1
2016	13	75.0
2018	9	73.6

Sacks by OSU

Year	Rank	Sacks
2006	12	38
2015	6	40
2018	10	39
2020	15	31
2021	1	57

Tackles For Loss By OSU

Year	Rank	TFL/Game
2006	8	7.7
2013	16	7.3
2014	13	7.5
2015	18	7.3
2017	20	7.3
2018	20	7.4
2020	9	8.1
2021	2	8.1
2022	8	7.4

Third Down Conversion Pct.

Defense

Year	Rank	Pct.
2009	20	34.0
2013	7	31.0
2020	1	26.5
2021	4	28.8
2022	3	27.1

Most Turnovers Gained

Year	Rank	TOs
1997	14	29
2009	11	30
2010	5	34
2011	1	44
2013	5	33
2015	9	28

Passes Intercepted per Game

Year	Rank	INT	Avg.
2009	14	18	1.4
2010	11	19	1.5
2011	2	24	1.9
2013	3	21	1.6
2015	14	17	1.3
2017	15	17	1.3

Fumbles Recovered

Year	Rank	FR
2004	5	15
2005	7	15
2006	7	16
2010	9	15
2011	1	20
2013	15	12
2015	20	11
2020	8	10
2021	16	10

Blocked Kicks

Year	Rank	Blocked
2013	10	4
2014	1	6
2016	4	6
2018	10	4

Kickoff Returns

Year	Rank	Returns	Average
1986	15	32	21.8
1987	1	29	23.7
2001	3	36	26.8
2006	8	50	24.6
2008	18	59	23.9
2012	11	46	25.0
2021	4	21	29.0
2022	11	33	23.61

Kickoff Return Defense

Year	Rank	Avg.
2004	15	17.91
2013	18	18.74
2016	19	18.28

Punt Returns

Year	Rank	Returns	Average
1955	16	18	13.7
1956	13	34	13.0
1963	2	15	16.3
1987	2	17	14.4
1997	2	32	16.3
1999	5	45	15.1
2001	12	23	13.3
2003	2	39	16.1
2004	10	29	14.7
2008	2	20	18.4
2009	13	27	13.3
2013	11	30	13.6

Punt Return Defense

Year	Rank	Avg.
2014	10	3.16
2016	2	0.94
2019	4	1.64
2020	10	1.50
2021	2	0.80

Net Punting

Year	Rank	Net
2001	10	39.48
2008	6	39.05
2010	3	40.71
2011	20	38.82
2012	3	40.89
2016	9	41.07

Punting

Year	Rank	Punts	Average
1945	4	41	38.1
1956	10	59	38.3
1962	13	57	39.0
1971	2	77	45.5
1975	5	58	44.9
1976	9	62	39.9
1982	12	56	40.0
1987	4	39	41.7
1993	10	77	42.9
1994	11	65	43.4
1995	4	67	44.0
1996	14	60	43.3
1997	7	51	40.8
2001	10	63	39.5
2008	6	37	39.1
2010	3	51	40.7
2011	20	49	38.8
2012	3	44	40.9
2018	18	55	43.7

Turnover Margin

Year	Rank	Margin	Average
1997	6	+13	1.18
2004	2	+15	1.42
2010	11	+12	0.92
2011	1	+21	1.62
2013	4	+15	1.20
2015	4	+13	1.00
2016	10	+11	0.85

Fewest Penalties per Game

Year	Rank	Avg.
2004	5	4.42
2022	1	3.54

Fewest Yards Penalized/Game

Year	Rank	Avg.
2004	4	35.42
2022	6	33.54



Oklahoma State in the NCAA Stats - Individual

Total Points Scored

Year	Rank	Player	Points
1944	9	Bob Fenimore	77
1945	13	Bob Fenimore	72
1957	14	Jim Wiggins	62
1959	11	Tony Banfield	66
1976	4	Terry Miller	114
1985	8	Thurman Thomas	96
1987	3	Thurman Thomas	110
1988	1	Barry Sanders	234
1988	10	Cary Blanchard	100
2008	2	Dez Bryant	128
2010	2	Dan Bailey	149
2010	3	Justin Blackmon	132
2011	4	Joseph Randle	156
2011	5	Quinn Sharp	145
2012	2	Quinn Sharp	156
2017	4	Matt Ammendola	139
2018	19	Matt Ammendola	109
2019	10	Chuba Hubbard	126
2022	25	Tanner Brown	108

Points Responsible For

Year	Rank	Player	PPG
2006	18	Bobby Reid	13.4
2010	16	Brandon Weeden	15.7
2011	8	Brandon Weeden	17.85
2012	2	Quinn Sharp	12.00
2017	2	Mason Rudolph	21.7
2018	6	Taylor Cornelius	19.4

Rushing Attempts

Year	Rank	Player	Att.
1960	13	Jim Dillard	153
1964	15	Walt Garrison	176
1965	7	Walt Garrison	217
1976	3	Terry Miller	314
1977	1	Terry Miller	314
1982	1	Ernest Anderson	353
1983	11	Shawn Jones	225
1985	3	Thurman Thomas	327
1987	3	Thurman Thomas	283
1988	1	Barry Sanders	373
1990	5	Gerald Hudson	279
1996	8	David Thompson	293
2004	12	Vernand Morency	258
2008	14	Kendall Hunter	241
2010	10	Kendall Hunter	271
2012	16	Joseph Randle	274
2017	11	Justice Hill	268
2019	1	Chuba Hubbard	328
2021	11	Jaylen Warren	256

Rushing Yards

Year	Rank	Player	Yds.
1944	3	Bob Fenimore	899
1945	1	Bob Fenimore	1,119
1953	12	Earl Lunsford	748
1954	14	Earl Lunsford	761
1965	12	Walt Garrison	924
1976	5	Terry Miller	1,541
1977	3	Terry Miller	1,744
1979	12	Worley Taylor	944
1982	1	Ernest Anderson	1,877
1985	4	Thurman Thomas	1,553
1987	3	Thurman Thomas	1,613
1988	1	Barry Sanders	2,628
1990	1	Gerald Hudson	1,642
1995	14	David Thompson	1,509

1996	8	David Thompson	1,524
2004	8	Vernand Morency	1,474
2007	17	Dantrell Savage	1,272
2008	7	Kendall Hunter	1,555
2010	9	Kendall Hunter	1,548
2012	19	Joseph Randle	1,417
2017	13	Justice Hill	1,467
2019	1	Chuba Hubbard	2,094

Rushing TD

Year	Rank	Player	TD
1976	1	Terry Miller	23
1977	6	Terry Miller	14
1985	5	Thurman Thomas	15
1987	1	Thurman Thomas	21
1988	1	Barry Sanders	42
2003	12	Tatum Bell	16
2004	14	Vernand Morency	12
2008	13	Kendall Hunter	16
2010	13	Kendall Hunter	16
2011	4	Joseph Randle	24
2017	17	Justice Hill	15
2019	3	Chuba Hubbard	21

Pass Attempts

Year	Rank	Player	Att.
1959	14	Dick Soergel	155
1962	16	Mike Miller	180
1969	17	Bob Cutburth	275
2010	6	Brandon Weeden	511
2011	3	Brandon Weeden	565
2016	11	Mason Rudolph	448
2017	7	Mason Rudolph	489
2018	4	Taylor Cornelius	485

Pass Completions

Year	Rank	Player	Cmp.
1959	10	Dick Soergel	93
2010	5	Brandon Weeden	342
2011	2	Brandon Weeden	409
2016	11	Mason Rudolph	284
2017	6	Mason Rudolph	318
2018	11	Taylor Cornelius	288

Passing Yards

Year	Rank	Player	Yds.
1944	8	Bob Fenimore	997
1951	5	Don Babers	1,352
1959	10	Dick Soergel	1,102
1988	2	Mike Gundy	2,163
2002	15	Josh Fields	3,145
2010	3	Brandon Weeden	4,277
2011	2	Brandon Weeden	4,727
2015	17	Mason Rudolph	3,770
2016	8	Mason Rudolph	4,091
2017	1	Mason Rudolph	4,904
2018	4	Taylor Cornelius	3,978

Passing Yards Per Game

Year	Rank	Player	Avg.
2010	3	Brandon Weeden	329.0
2011	2	Brandon Weeden	363.6
2015	19	Mason Rudolph	290.0
2016	7	Mason Rudolph	314.7
2017	1	Mason Rudolph	377.2
2018	6	Taylor Cornelius	306.0
2022	24	Spencer Sanders	264.2

Passing Yards Per Attempt

Year	Rank	Player	Avg.
2002	19	Josh Fields	7.7
2006	9	Bobby Reid	8.5
2007	8	Zac Robinson	8.5
2008	3	Zac Robinson	9.8
2010	20	Brandon Weeden	8.4
2011	15	Brandon Weeden	8.4
2015	10	Mason Rudolph	8.9
2016	10	Mason Rudolph	9.1
2017	3	Mason Rudolph	10.0

Pass Yards Per Completion

Year	Rank	Player	Avg.
2002	18	Josh Fields	13.92
2006	2	Bobby Reid	15.31
2007	5	Zac Robinson	14.05
2008	2	Zac Robinson	15.02
2015	7	Mason Rudolph	14.28
2016	10	Mason Rudolph	14.40
2017	4	Mason Rudolph	15.42
2018	14	Taylor Cornelius	13.81

Passing TD

Year	Rank	Player	TD
1959	16	Dick Soergel	8
1969	10	Bob Cutburth	16
1988	10	Mike Gundy	19
2002	3	Josh Fields	31
2006	18	Bobby Reid	24
2008	17	Zac Robinson	25
2010	6	Brandon Weeden	34
2011	4	Brandon Weeden	37
2016	20	Mason Rudolph	28
2017	4	Mason Rudolph	37
2018	8	Taylor Cornelius	32

Passing Efficiency

Year	Rank	Player	Rating
1988	3	Mike Gundy	158.2
2002	15	Josh Fields	140.31
2004	18	Donovan Woods	142.6
2006	16	Bobby Reid	148.1
2007	12	Zac Robinson	149.0
2008	5	Zac Robinson	166.8
2010	16	Brandon Weeden	154.1
2011	9	Brandon Weeden	159.7
2012	4	J.W. Walsh	170.1
2016	10	Mason Rudolph	158.9
2017	3	Mason Rudolph	170.6

Receptions

Year	Rank	Player	Rec.
1968	17	Terry Brown	54
1986	14	Hart Lee Dykes	60
1987	16	Hart Lee Dykes	61
1988	3	Hart Lee Dykes	84
2001	12	Rashaun Woods	80
2002	4	Rashaun Woods	107
2008	16	Dez Bryant	87
2010	3	Justin Blackmon	111
2011	3	Justin Blackmon	122
2012	9	Josh Stewart	101
2018	13	Tylan Wallace	86
2020	18	Tylan Wallace	59

Receiving Yards

Year	Rank	Player	Yds
1943	1	Neill Armstrong	317
1946	1	Neill Armstrong	479
1949	2	Alex Lloyd	669
1951	9	George Wooden	502
1970	13	Hermann Eben	937
1986	16	Hart Lee Dykes	814
1987	6	Hart Lee Dykes	1,050
1988	2	Hart Lee Dykes	1,441
2001	20	Rashaun Woods	1,023
2002	2	Rashaun Woods	1,695
2003	6	Rashaun Woods	1,367
2006	10	Adarius Bowman	1,181
2008	2	Dez Bryant	1,480
2010	2	Justin Blackmon	1,782
2011	4	Justin Blackmon	1,522
2012	15	Josh Stewart	1,210
2016	10	James Washington	1,380
2017	1	James Washington	1,549
2018	2	Tylan Wallace	1,491
2020	16	Tylan Wallace	922

Receiving Yards Per Game

Year	Rank	Player	Avg.
2001	19	Rashaun Woods	93.0
2002	3	Rashaun Woods	130.4
2003	7	Rashaun Woods	105.2
2006	11	Adarius Bowman	90.9
2007	18	Adarius Bowman	91.5
2008	3	Dez Bryant	113.9
2010	1	Justin Blackmon	148.5
2011	5	Justin Blackmon	117.1
2012	19	Josh Stewart	93.1
2016	11	James Washington	106.2
2017	1	James Washington	119.2
2018	3	Tylan Wallace	114.7
2019	4	Tylan Wallace	112.9

Receiving TD

Year	Rank	Player	TD
1969	19	Hermann Eben	7
1970	15	Hermann Eben	7
1987	11	Hart Lee Dykes	8
1988	2	Hart Lee Dykes	15
2001	12	Rashaun Woods	10
2002	1	Rashaun Woods	17
2003	3	Rashaun Woods	15
2006	7	Adarius Bowman	12
2008	2	Dez Bryant	19
2010	1	Justin Blackmon	20
2011	2	Justin Blackmon	18
2015	17	James Washington	10
2017	4	James Washington	13
2018	8	Tylan Wallace	12



Oklahoma State in the NCAA Stats - Individual

Yards Per Reception

Since 2000 (Minimum 30 receptions)

Year	Rank	Player	Avg.
2003	18	Rashaun Woods	17.75
2004	5	D'Juan Woods	20.91
2006	5	Adarius Bowman	19.68
2013	8	James Washington	19.44
2014	14	Brandon Sheperd	18.90
2015	7	James Washington	20.51
2016	8	James Washington	19.44
2017	10	James Washington	20.93
2017	16	Marcell Ateman	19.59

Total Offense

Year	Rank	Player	Yds.
1944	1	Bob Fenimore	1,758
1945	1	Bob Fenimore	1,641
2008	18	Zac Robinson	278.9
2010	5	Brandon Weeden	323.8
2011	3	Brandon Weeden	355.8
2016	12	Mason Rudolph	319.4
2017	2	Mason Rudolph	379.9
2018	6	Taylor Cornelius	337.2
2022	13	Spencer Sanders	303.3

All-Purpose Yards Per Game

Year	Rank	Player	Avg.
1990	15	Gerald Hudson	151.55
1996	13	David Thompson	159.00
2010	13	Justin Blackmon	155.50
2014	11	Tyreek Hill	150.92
2019	1	Chuba Hubbard	179.54

Tackles per Game

Year	Rank	Player	Avg.
2010	18	Orie Lemon	10.23
2021	18	Malcolm Rodriguez	9.36

Solo Tackles per Game

Year	Rank	Player	Avg.
2021	15	Malcolm Rodriguez	5.4
2022	3	Jason Taylor II	6.2

Sacks

Year	Rank	Player	Avg.
2006	18	Victor DeGrate	0.79
2014	15	Emmanuel Ogbah	0.85
2015	4	Emmanuel Ogbah	1.00
2021	13	Collin Oliver	0.82

Interceptions

Year	Rank	Player	Ints.
1959	5	Tony Banfield	6
1961	5	Jim Maisel	6
1964	13	Jack Jacobson	6
1969	7	John Gates	8
1972	9	Alvin Brown	8
1983	7	Adam Hinds	8
1984	11	Rod Brown	6
1985	5	Mark Moore	7
1991	12	Scott Harmon	6
1997	10	Kevin Williams	6
2003	13	Darrent Williams	6
2011	13	Brodrick Brown	5
2011	13	Justin Gilbert	5
2013	2	Justin Gilbert	7
2019	7	Kolby Harvell-Peel	5
2022	3	Jason Taylor II	6

Fumbles Recovered

Year	Rank	Player	FR
2016	8	Devante Averette	3
2020	12	Brock Martin	2
2020	12	Amen Ogbongbemiga	2
2020	12	Tre Sterlin	2
2022	22	Kody Walterscheid	2

Passes Defended Per Game

Year	Rank	Player	Avg.
2003	3	Darrent Williams	2.1
2008	16	Jacob Lacey	1.2
2009	1	Perrish Cox	1.7
2011	3	Brodrick Brown	1.5
2019	4	Kolby Harvell-Peel	1.5

Kickoff Return Average

Year	Rank	Player	Avg.
1963	5	Larry Elliott	21.8
1964	2	Larry Elliott	25.4
1965	13	Larry Elliott	21.7
1970	10	Dick Graham	26.4
1982	4	Harry Roberts	26.9
1987	1	Barry Sanders	31.6
2001	1	Chris Massey	34.8
2006	13	Grant Jones	27.2
2008	3	Perrish Cox	29.8
2011	12	Justin Gilbert	27.0

Kickoff Return TD

Year	Rank	Player	TD
2013	8	Justin Gilbert	1
2014	2	Tyreek Hill	2
2020	2	Jason Taylor II	1
2021	13	LD Brown	1
2021	13	Brennan Presley	1
2022	2	Jaden Nixon	1

Field Goals

Year	Rank	Player	FGs
1964	13	Charles Durkee	6
1981	1	Larry Roach	19
1983	10	Larry Roach	18
1997	14	Tim Sydnes	15
2001	17	Luke Phillips	15
2010	2	Dan Bailey	27
2011	4	Quinn Sharp	22
2012	1	Quinn Sharp	28
2014	9	Ben Grogan	22
2017	5	Matt Ammendola	23
2019	22	Matt Ammendola	20
2022	6	Tanner Brown	22

Field Goals Per Game

Year	Rank	Player	Avg.
2001	17	Luke Phillips	1.36
2010	2	Dan Bailey	2.08
2011	7	Quinn Sharp	1.69
2012	1	Quinn Sharp	2.15
2014	9	Ben Grogan	1.69
2017	7	Matt Ammendola	1.77
2019	21	Matt Ammendola	1.54
2022	5	Tanner Brown	1.83

Field Goal Percentage

(Since 2000)

Year	Rank	Player	Pct.
2001	8	Luke Phillips	88.2
2003	4	Luke Phillips	88.9
2006	16	Jason Ricks	83.3
2010	14	Dan Bailey	87.1
2011	4	Quinn Sharp	88.0
2012	18	Quinn Sharp	82.4
2022	3	Tanner Brown	95.7

Kicker Scoring

Year	Rank	Player	Points
1968	13	Charles Durkee	37
1988	6	Cary Blanchard	100
2003	16	Luke Phillips	103
2008	7	Dan Bailey	110
2010	1	Dan Bailey	149
2011	1	Quinn Sharp	145
2012	1	Quinn Sharp	156
2016	15	Ben Grogan	117
2017	1	Matt Ammendola	139
2018	13	Matt Ammendola	109
2019	11	Matt Ammendola	108
2022	17	Tanner Brown	108

Punting

Year	Rank	Player	Avg.
1944	13	Bob Fenimore	37.3
1945	7	Bob Fenimore	39.0
1946	12	Bill Long	41.3
1956	5	Jim Woods	41.8
1957	20	Jim Woods	39.4
1961	13	John Hanna	39.4
1970	11	Jim Benien	40.9
1971	2	Jim Benien	45.5
1974	12	Cliff Parsley	41.4
1975	3	Cliff Parsley	44.8
1976	10	Cliff Parsley	43.7
1993	8	Scott Tyner	43.3
1994	9	Greg Ivy	44.0
1995	3	Greg Ivy	44.7
1996	18	Jason Davis	44.03
1997	13	Jason Davis	43.9
2001	20	Scott Elder	43.6
2004	19	Cole Farden	42.9
2006	8	Matt Fodge	44.9
2009	5	Quinn Sharp	45.1
2010	2	Quinn Sharp	46.2
2011	3	Quinn Sharp	46.3

Punt Return Average

Year	Rank	Player	Avg.
1956	13	Jim Wiggins	15.4
1958	17	Jim Wiggins	12.6
1963	2	Larry Elliott	20.4
1967	7	Benny Goodwin	12.1
1974	8	Wes Hankins	13.4
1987	2	Barry Sanders	16.3
1997	2	R.W. McQuarters	16.3
1999	10	Terance Richardson	14.8
2001	12	Terr. Davis-Byrant	13.5
2003	4	Gabe Lindsay	15.1
2006	14	Perrish Cox	12.8
2008	3	Dez Bryant	17.9
2013	4	Josh Stewart	16.7
2019	23	Dillon Stoner	8.2
2020	25	Dillon Stoner	6.1

Punt Return TD

Year	Rank	Player	TD
2013	2	Josh Stewart	2
2014	11	Tyreek Hill	1
2015	13	Miketavius Jones	1
2015	13	Jalen McCleskey	1
2018	6	Za'Carrius Green	1
2022	6	Trace Ford	1

Blocked Kicks

Year	Rank	Player	BK
2013	9	James Castleman	2
2014	1	James Castleman	3
2014	8	Jordan Sterns	2
2016	1	Vincent Taylor	4



Annual Team Leaders

Rushing Yards

Year	Player	Cl	G	Att	Yds	Avg.	TD
1940	Jim Reynolds	So.	-	N/A	685	-	-
1941	Al Scanland	Jr.	-	121	465	-	-
1942	Ralph Tate	Sr.	-	117	562	-	-
1943	Bob Fenimore	Fr.	-	58	286	-	-
1944	Bob Fenimore	So.	-	162	897	-	-
1945	Bob Fenimore	Jr.	-	142	1,048	-	-
1946	Bob Meinert	So.	-	69	344	-	-
1947	Jim Spavital	Jr.	-	89	411	-	-
1948	Bob Meinert	Sr.	-	93	571	-	-
1949	Ken Roof	Sr.	-	91	466	-	-
1950	Bob Cook	Sr.	-	205	411	-	-
1951	Ron Bennett	So.	-	75	385	-	-
1952	Ron Bennett	Jr.	-	90	393	-	-
1953	Earl Lunsford	So.	-	147	748	-	-
1954	Earl Lunsford	Jr.	-	140	761	-	-
1955	Earl Lunsford	Sr.	-	140	596	-	-
1956	Jim Wiggins	So.	-	90	473	-	-
1957	Jim Wiggins	Jr.	-	108	418	-	-
1958	Duane Wood	Sr.	-	83	492	-	-
1959	Jim Dillard	So.	-	111	582	-	-
1960	Jim Dillard	Jr.	-	153	631	-	-
1961	Jim Dillard	Sr.	-	126	627	-	-
1962	Don Derrick	Jr.	-	110	539	-	-
1963	George Thomas	Jr.	-	88	399	-	-
1964	Walt Garrison	Jr.	-	176	730	-	-
1965	Walt Garrison	Sr.	-	217	924	-	-
1966	Jack Reynolds	So.	-	153	585	-	-
1967	Jack Reynolds	Jr.	-	134	643	-	-
1968	Duane Porter	Sr.	-	75	307	-	-
1969	Bub Deerinwater	Sr.	-	135	587	-	-
1970	Bobby Cole	Jr.	-	167	685	-	-
1971	Bobby Cole	Sr.	-	176	631	-	-
1972	George Palmer	So.	-	193	937	-	-
1973	Brent Blackman	Sr.	-	175	809	-	-
1974	George Palmer	Sr.	-	99	516	-	-
1975	Terry Miller	So.	11	179	1,026	93.27	11
1976	Terry Miller	Jr.	12	268	1,714	142.83	23
1977	Terry Miller	Sr.	11	314	1,680	152.73	14
1978	Worley Taylor	So.	-	176	807	-	-
1979	Worley Taylor	Jr.	-	216	994	-	-
1980	Ed Smith	Sr.	-	158	613	-	6
1981	Shawn Jones	So.	11	222	825	75.00	4
1982	Ernest Anderson	Jr.	11	353	1,877	170.64	8
1983	Shawn Jones	Jr.	11	227	961	87.36	7
1984	Thurman Thomas	Fr.	12	205	843	70.25	7
1985	Thurman Thomas	So.	12	328	1,650	137.50	15
1986	Thurman Thomas	Jr.	11	173	741	67.36	4
1987	Thurman Thomas	Sr.	12	283	1,767	147.25	21
1988	Barry Sanders	Jr.	12	373	2,850	237.50	42
1989	Gerald Hudson	Jr.	8	187	910	113.75	2
1990	Gerald Hudson	Sr.	11	279	1,642	149.27	10
1991	Rafael Denson	Fr.	11	150	568	51.64	2
1992	Rafael Denson	So.	10	99	435	43.50	2
1993	David Thompson	Fr.	10	111	466	46.60	1
1994	David Thompson	So.	11	186	819	74.45	5
1995	David Thompson	Jr.	12	256	1,509	125.75	8
1996	David Thompson	Sr.	11	293	1,524	138.55	13
1997	Jamaal Fobbs	Fr.	12	172	928	77.33	4
1998	Nathan Simmons	Jr.	11	204	937	85.18	5
1999	Jamaal Fobbs	Jr.	11	110	544	49.45	2
2000	Reggie White	Jr.	11	210	1,049	95.36	4
2001	Tatum Bell	So.	10	197	776	77.60	6
2002	Tatum Bell	Jr.	11	175	1,096	99.64	11
2003	Tatum Bell	Sr.	11	213	1,286	116.91	16

2004	Vernand Morency	Jr.	11	258	1,474	134.00	12
2005	Mike Hamilton	Fr.	11	193	961	87.36	1
2006	Dantrell Savage	Jr.	11	126	820	74.55	8
2007	Dantrell Savage	Sr.	11	223	1,272	115.64	9
2008	Kendall Hunter	So.	13	241	1,555	119.62	16
2009	Keith Toston	Sr.	13	227	1,218	93.69	11
2010	Kendall Hunter	Sr.	13	271	1,548	119.08	16
2011	Joseph Randle	So.	13	208	1,216	93.54	24
2012	Joseph Randle	Jr.	13	274	1,417	109.00	14
2013	Desmond Roland	Jr.	13	176	811	62.38	13
2014	Desmond Roland	Sr.	11	203	770	70.00	10
2015	Chris Carson	Jr.	12	131	517	43.08	4
2016	Justice Hill	Fr.	13	206	1,142	87.85	6
2017	Justice Hill	So.	13	268	1,467	112.85	15
2018	Justice Hill	Jr.	10	158	930	93.00	9
2019	Chuba Hubbard	So.	13	328	2,094	161.08	21
2020	Chuba Hubbard	Jr.	7	133	625	89.29	5
2021	Jaylen Warren	Sr.	14	256	1,216	86.86	11
2022	Dominic Richardson	Jr.	9	149	543	60.33	8

Passing Yards

Year	Player	Cl.	C-A-I	TD	Yds
1940	Jim Reynolds	So.	N/A	-	568
1941	Al Scanland	Jr.	26-78-8	-	327
1942	Al Scanland	Sr.	35-75-7	-	413
1943	Bob Fenimore	Fr.	37-81-5	-	364
1944	Bob Fenimore	So.	49-79-5	-	862
1945	Bob Fenimore	Jr.	31-61	-	593
1946	Bob Fenimore	Sr.	39-78-8	1	497
1947	Bob Cook	Fr.	13-37-3	0	188
1948	Jack Hartman	Jr.	34-85-5	6	489
1949	Jack Hartman	Sr.	86-177-13	10	1,278
1950	Bob Cook	Sr.	56-138-11	1	654
1951	Don Babers	So.	121-247-13	9	1,352
1952	Don Babers	Jr.	37-82	-	493
1953	Bobby Green	Sr.	16-35-4	1	219
1954	Fred Duvall	So.	8-28-3	2	195
1955	Tom Pontius	Jr.	39-95-7	2	764
1956	Johnny Allen	So.	23-55-6	1	380
1957	Dick Soergel	So.	34-85-11	6	587
1958	Dick Soergel	Jr.	36-79-2	5	539
1959	Dick Soergel	Sr.	93-155-4	8	1,100
1960	Jim Elliott	Jr.	10-30-3	0	90
1961	Mike Miller	So.	37-86-7	0	371
1962	Mike Miller	Jr.	81-180-10	9	1,056
1963	Mike Miller	Sr.	64-127-5	1	674
1964	Glenn Baxter	Jr.	55-136-11	4	845
1965	Glenn Baxter	Sr.	43-112-8	2	574
1966	Ronnie Johnson	So.	60-127-4	2	659
1967	Ronnie Johnson	Jr.	42-91-7	3	494
1968	Ronnie Johnson	Sr.	121-247-16	5	1,438
1969	Bob Cutburth	Sr.	111-275-16	16	1,593
1970	Tony Pounds	Jr.	133-269-21	15	1,871
1971	Tony Pounds	Sr.	56-133-15	5	792
1972	Brent Blackman	Jr.	30-102-6	6	572
1973	Brent Blackman	Sr.	40-110-7	3	602
1974	Charlie Weatherbie	So.	42-113-2	6	622
1975	Charlie Weatherbie	Jr.	23-46-3	5	563
1976	Charlie Weatherbie	Sr.	40-99-10	4	752
1977	Randy Stephenson	Jr.	22-61-6	2	386
1978	Scott Burk	Sr.	50-134-7	2	722
1979	Harold Bailey	Sr.	94-210-7	5	1,301
1980	Jim Traber	So.	46-99-10	3	619
1981	John Doerner	Sr.	79-145-10	4	877
1982	Ike Jackson	So.	100-198-14	7	1,254

1983	Rusty Hilger	Jr.	94-171-10	11	1,247
1984	Rusty Hilger	Sr.	165-277-6	8	2,048
1985	Ronnie Williams	So.	138-291-13	8	1,757
1986	Mike Gundy	Fr.	117-225-5	8	1,525
1987	Mike Gundy	So.	182-306-13	14	2,267
1988	Mike Gundy	Jr.	173-260-12	21	2,478
1989	Mike Gundy	Sr.	173-260-9	14	2,478
1990	Earl Wheeler	So.	53-112-4	2	727
1991	Kenny Ford	Sr.	111-238-18	7	1,378
1992	Gary Porter	Fr.	96-187-14	7	1,280
1993	Toné Jones	Fr.	54-111-1	5	608
1994	Toné Jones	So.	114-256-14	8	1,468
1995	Toné Jones	Jr.	104-218-11	7	1,185
1996	Toné Jones	Sr.	130-234-9	8	1,551
1997	Tony Lindsay	Fr.	85-141-7	10	1,283
1998	Tony Lindsay	So.	97-196-6	7	1,442
1999	B.J. Tiger	So.	61-111-4	6	785
2000	Aso Pogi	Fr.	139-247-11	6	1,550
2001	Aso Pogi	So.	179-296-7	11	1,854
2002	Josh Fields	So.	226-408-10	31	3,145
2003	Josh Fields	Jr.	184-338-12	21	2,494
2004	Donovan Woods	Fr.	97-187-5	13	1,628
2005	Al Peña	So.	89-179-13	8	1,102
2006	Bobby Reid	Jr.	148-267-11	24	2,266
2007	Zac Robinson	So.	201-333-9	23	2,824
2008	Zac Robinson	Jr.	204-314-10	25	3,064
2009	Zac Robinson	Sr.	180-301-12	15	2,084
2010	Brandon Weeden	Jr.	342-511-13	34	4,277
2011	Brandon Weeden	Sr.	409-565-13	37	4,727
2012	Clint Chelf	Jr.	119-197-6	15	1,588
2013	Clint Chelf	Sr.	164-291-8	17	2,169
2014	Daxx Garman	Jr.	152-277-12	12	2,041
2015	Mason Rudolph	So.	264-424-21	9	3,770
2016	Mason Rudolph	Jr.	284-448-4	28	4,091
2017	Mason Rudolph	Sr.	318-489-9	37	4,904
2018	Taylor Cornelius	Sr.	288-485-13	32	3,978
2019	Spencer Sanders	RFr.	155-247-11	16	2,065
2020	Spencer Sanders	RSO.	155-247-8	14	2,007
2021	Spencer Sanders	RJr.	243-391-12	20	2,839
2022	Spencer Sanders	RSr.	212-368-9	17	2,642

Receiving Yards

Year	Player	Cl	G	Rec	Yds	Avg.	TD
1940	Ed Moore	Sr.	-	N/A	207	-	-
1941	George Darrow	Jr.	-	12	188	-	-
1942	Curtis Myers	So.	-	12	152	-	-
1943	Neill Armstrong	Fr.	-	39	317	-	-
1944	Cecil Hankins	Sr.	-	19	474	-	-
1945	Neill Armstrong	Jr.	-	18	312	-	-
1946	Neill Armstrong	Sr.	-	32	479	-	-
1947	Don Van Pool	So.	-	8	92	-	-
1948	Bill Long	Sr.	-	14	234	-	-
1949	Alex Loyd	Sr.	-	47	657	-	-
1950	Arlen McNeil	Sr.	-	20	263	-	-
1951	George Wooden	Sr.	-	40	502	-	-
1952	John Weigle	Jr.	-	25	314	-	-
1953	Bob LaRue	Jr.	-	12	122	-	-
1954	Chester Spencer	Jr.	-	8	119	-	-
1955	Chester Spencer	Sr.	-	18	319	-	-
1956	Jim Wood	So.	-	9	190	-	-
1957	Jim Wood	Jr.	-	16	316	-	-
1958	Jim Wood	Sr.	-	21	282	-	1
1959	Bill Dodson	Jr.	-	21	286	-	2
1960	Tommy Jackson	So.	-	6	110	-	1
1961	Don Brewington	Jr.	-	14	215	-	1



Annual Team Leaders

1962	Don Karns	Sr.	-	21	328	-	1
1963	Jack Jacobson	Jr.	-	22	282	-	0
1964	Tony Sellari	So.	-	17	238	-	0
1965	Tony Sellari	Jr.	-	21	226	-	0
1966	Jerry Philpott	So.	-	28	312	-	2
1967	Terry Brown	Jr.	-	34	425	-	2
1968	Terry Brown	Sr.	-	54	688	-	2
1969	Herman Eben	Jr.	-	41	733	-	7
1970	Herman Eben	Sr.	-	48	937	-	7
1971	Dick Graham	Sr.	-	41	631	-	3
1972	Steve Pettes	Jr.	-	9	194	-	2
1973	Reuben Gant	Sr.	-	19	447	-	5
1974	Gerald Bain	Fr.	-	16	336	-	1
1975	Sam Lisle	Jr.	-	16	384	-	2
1976	Sam Lisle	Sr.	-	21	360	-	2
1977	Gerald Bain	Sr.	-	16	349	-	2
1978	Ron Ingram	Fr.	-	7	239	-	1
1979	Ron Ingram	So.	-	19	323	-	3
1980	Mel Campbell	Sr.	-	39	536	-	5
1981	Mark Cromer	Jr.	11	24	420	38.18	1
1982	Terry Young	Sr.	11	35	507	46.09	1
1983	Jamie Harris	Jr.	12	45	618	51.50	7
1984	Jamie Harris	Sr.	12	28	431	35.92	5
1985	Bobby Riley	Jr.	12	36	659	54.92	2
1986	Hart Lee Dykes	So.	11	60	814	74.00	7
1987	Hart Lee Dykes	Jr.	12	64	1,050	87.50	8
1988	Hart Lee Dykes	Sr.	12	84	1,441	120.08	15
1989	Curtis Mayfield	Jr.	11	49	879	79.91	4
1990	Robert Kirksey	Jr.	11	29	486	44.18	2
1991	Bert Milliner	Jr.	11	46	631	57.36	3
1992	Shannon Culver	Jr.	10	41	629	62.90	4
1993	Rafael Denson	Jr.	11	27	356	32.36	3
1994	Rafael Denson	Sr.	11	40	713	64.82	3
1995	Alonzo Mayes	So.	11	32	421	38.27	4
1996	Alonzo Mayes	Jr.	10	30	512	51.20	3
1997	Alonzo Mayes	Sr.	7	29	424	60.57	7
1998	Ethan Howell	Jr.	9	11	351	39.00	3
1999	Ethan Howell	Sr.	11	32	496	45.09	3
2000	Gabe Lindsay	So.	11	28	359	32.64	1
2001	Rashaun Woods	So.	11	80	1,023	93.00	10
2002	Rashaun Woods	Jr.	13	107	1,695	130.38	17
2003	Rashaun Woods	Sr.	13	77	1,367	105.15	15
2004	D'Juan Woods	So.	12	33	690	57.50	6
2005	D'Juan Woods	Jr.	11	56	879	79.91	8
2006	Adarius Bowman	Jr.	13	60	1,181	90.85	12
2007	Adarius Bowman	Sr.	11	67	1,006	91.45	8
2008	Dez Bryant	So.	13	87	1,480	113.85	19
2009	Hubert Anyiam	So.	13	42	515	39.62	3
2010	Justin Blackmon	Jr.	12	111	1,782	148.50	20
2011	Justin Blackmon	Sr.	13	122	1,522	117.08	18
2012	Josh Stewart	So.	13	101	1,210	93.08	7
2013	Tracy Moore	Sr.	13	51	738	56.77	6
2014	Brandon Sheperd	Sr.	13	59	737	56.69	5
2015	James Washington	So.	13	53	1,087	83.62	10
2016	James Washington	Jr.	13	71	1,380	106.15	10
2017	James Washington	Sr.	13	74	1,549	119.15	13
2018	Tylan Wallace	So.	13	86	1,491	114.69	12
2019	Tylan Wallace	Jr.	8	53	903	112.88	8
2020	Tylan Wallace	Sr.	10	59	922	92.20	6
2021	Tay Martin	Sr.	13	80	1,046	80.46	10
2022	Brennan Presley	Jr.	13	67	813	62.5	2

Tackles

Year	Player	Cl	Pos.	Tackles
1964	Leon Ward	Jr.	C	135
1965	Charles Harper	Sr.	G	108
1966	Leon Ward	Sr.	C	99
1967	Harry Cheatwood	Sr.	HB	127
1968	Larry Gosney	Sr.	LB	157
1969	Gary Darnell	Sr.	MLB	121
1970	Barty Chappell	Sr.	MLB	171
1971	Mark Hatley	Sr.	RLB	121
1972	Cleveland Vann	Jr.	MLB	122
1973	Cleveland Vann	Sr.	LB	117
1974	Brent Robinson	Jr.	LB	120
1975	Phillip Dokes	Jr.	DT	92
1976	John Weimer	Sr.	LB	123
1977	John Corker	So.	LB	132
1978	John Corker	Jr.	LB	130
1979	Ricky Young	So.	LB	146
1980	Mike Green	So.	LB	138
1981	Mike Green	Jr.	LB	129
1982	Mike Green	Sr.	LB	183
1983	Matt Monger	Jr.	LB	136
1984	Matt Monger	Sr.	LB	175
1985	James Ham	Sr.	LB	134
1986	Leonard Jackson	Sr.	DT	114
1987	Sim Drain	So.	LB	108
1988	Sim Drain	Jr.	LB	89
1989	Rod Smith	Sr.	FS	111
1990	Mike Woolridge	So.	LB	85
1991	Mike Woolridge	Jr.	LB	85
1992	Keith Burns	Jr.	LB	126
1993	Keith Burns	Sr.	LB	107
1994	Eric Hobbs	Sr.	LB	103
1995	Alamu Bailey	Sr.	LB	98
1996	Raymond Cato	So.	LB	119
1997	Ricky Thompson	Jr.	DB	84
1998	Trent Alexander	Sr.	SS	79
1999	Adam Edwards	Sr.	SS	57
	Jack Golden	Sr.	LB	57
2000	Dwayne Levels	Jr.	LB	95
2001	Dwayne Levels	Sr.	LB	109
2002	Paul Duren	Fr.	LB	84
2003	Paul Duren	So.	LB	97
2004	Jamie Thompson	Jr.	S	85
2005	Jamar Ransom	Sr.	LB	99
2006	Andre Sexton	RFr.	S	79
2007	Donovan Woods	Sr.	S	82
2008	Andre Sexton	Jr.	LB	100
2009	Donald Booker	Sr.	LB	99
2010	Orie Lemon	Sr.	LB	133
2011	Daytawion Lowe	So.	S	97
2012	Alex Elkins	Sr.	LB	75
2013	Caleb Lavey	Sr.	LB	93
2014	Jordan Sterns	So.	S	103
2015	Jordan Sterns	Jr.	S	108
2016	Jordan Sterns	Sr.	S	101
2017	Tre Flowers	Sr.	S	79
2018	Justin Phillips	Sr.	L	98
2019	Malcolm Rodriguez	Jr.	LB	103
2020	Malcolm Rodriguez	Sr.	LB	82
2021	Malcolm Rodriguez	*Sr.	LB	130
2022	Jason Taylor II	RSr.	S	99

(Tackles have been kept as official statistic since 1964)

Tackles For Loss

Year	Player	Cl	Pos.	G	TFL	Yds
1970	Don Geier	Jr.	DE	-	10.0	46
1971	Don Geier	Sr.	DE	-	16.0	63
1972	Glenn Robinson	Sr.	DE	-	9.0	47
1973	Barry Price	Sr.	DT	-	17.0	76
1974	Tony Buck	Sr.	DE	-	16.0	86
1975	Phillip Dokes	Jr.	DT	-	16.0	90
1976	Daria Butler	Jr.	DE	-	15.0	98
1977	Dexter Manley	Fr.	DE	-	10.0	69
1977	Mike Edwards	Jr.	DE	-	10.0	40
1977	Daria Butler	Sr.	DE	-	10.0	36
1978	Curtis Boone	So.	DT	-	10.0	44
1978	Rick Antle	Jr.	LB	-	10.0	38
1979	Dexter Manley	Jr.	DE	-	17.0	78
1980	Dexter Manley	Sr.	DE	-	10.0	80
1981	Gary Lewis	Jr.	NG	-	32.0	255
1982	Gary Lewis	Sr.	NG	-	19.0	195
1983	Leslie O'Neal	So.	DT	-	26.0	168
1984	Leslie O'Neal	Jr.	DT	-	31.0	227
1985	Leslie O'Neal	Sr.	DT	-	22.0	124
1986	Ricky Shaw	Jr.	DE	-	23.0	127
1987	Ricky Shaw	Sr.	DE	-	13.5	61
1988	David Bailey	Sr.	DE	-	7.0	29
1989	Stacey Satterwhite	So.	DT	-	9.0	30
1990	George Bright	So.	LB	-	8.0	50
1991	Jason Gildon	So.	DE	-	23.0	103
1992	Keith Burns	Jr.	LB	-	11.0	-
1993	Keith Burns	Sr.	LB	-	8.0	11
1994	Jevon Langford	So.	DE	11	14.5	72
1995	Jay Grosfield	Jr.	DE	12	13.0	60
1996	Raymond Cato	So.	LB	11	13.5	48
1997	Jamal Williams	Jr.	DT	12	12.5	60
1998	Kenyatta Wright	Jr.	LB	11	14.0	52
1999	Jack Golden	Sr.	LB	11	11.5	62
2000	Juqua Thomas	Sr.	DE	11	21.5	97
2001	Kevin Williams	Jr.	DT	11	10.5	54
2002	Kevin Williams	Sr.	DT	13	14.0	66
2003	Greg Richmond	Sr.	DE	13	20.0	108
2004	Marque Fountain	So.	DE	12	7.0	16
2005	Victor DeGrate	Jr.	DE	11	11.0	46
2006	Marque Fountain	Jr.	DE	13	13.0	63
2007	Nathan Peterson	Sr.	DE	13	15.0	60
2008	Ugo Chinasa	So.	DE	13	8.5	30
2009	Ugo Chinasa	Jr.	DE	13	9.0	51
2010	Orie Lemon	Sr.	LB	13	9.0	35
2011	Jamie Blatnick	Sr.	DE	13	13.5	60
2012	Calvin Barnett	Jr.	DT	13	8.5	22
2013	Caleb Lavey	Sr.	LB	13	13.0	40
2014	Emmanuel Ogbah	So.	DE	13	17.0	89
2015	Emmanuel Ogbah	Jr.	DE	13	17.5	74
2016	Vincent Taylor	Jr.	DT	13	13.0	68
2017	DeQuinton Osborne	Sr.	DT	13	11.5	59
2018	Jordan Braiford	Jr.	DE	13	16.0	65
2019	Amen Ogbongbemiga	Jr.	LB	13	15.5	54
2020	Tre Sterling	Jr.	S	10	12.0	27
2021	Collin Oliver	Fr.	DE	14	15.5	84
2022	Mason Cobb	Jr.	LB	12	13.0	25

(Tackles for loss have been kept as official statistic since 1970)

Annual Team Leaders



Linebacker Malcolm Rodriguez led the team in total tackles in both 2019 and 2020. He also led all Power Five linebackers with 58 solo stops in 2020.

Sacks

Year	Player	Cl	Pos.	G	Sacks	Yds
1981	Gary Lewis	Jr.	NG	-	14.0	116
1982	Rodney Harding	So.	DE	-	7.0	51
1983	Leslie O'Neal	So.	DT	-	11.0	79
1984	Leslie O'Neal	Jr.	DT	-	14.0	111
1985	Leslie O'Neal	Sr.	DT	-	7.0	55
	John Washington	Sr.	DT	-	7.0	35
1986	Ricky Shaw	Jr.	DE	-	9.0	58
1987	Ricky Shaw	Sr.	DE	-	4.5	21
1988	Brandon Colbert	So.	DE	-	3.5	26
	Shawn Mackey	So.	DE	-	3.5	13
1989	Stacey Satterwhite	So.	DT	-	3.0	20
1990	George Bright	So.	LB	-	6.0	46
1991	Jason Gildon	So.	DE	-	16.0	87
1992	Jason Gildon	Jr.	DE	-	10	-
1993	Jason Gildon	Sr.	DE	-	9.5	56
1994	Jevon Langford	So.	DE	11	8.5	57
1995	Jay Grosfield	Jr.	DE	12	7.0	58
1996	Louis Adams	Sr.	LB	11	5.5	38
1997	Jamal Williams	Jr.	DT	12	3.5	33
1998	Andrel Waddle	Sr.	DE	11	7.5	67
1999	Juqua Thomas	Jr.	DE	11	6.0	58
2000	Juqua Thomas	Sr.	DE	11	8.5	60
2001	Kevin Williams	Jr.	DT	11	5.5	45
2002	Greg Richmond	Sr.	DE	12	7.0	57
	Kevin Williams	Sr.	DT	13	7.0	49
2003	Greg Richmond	Sr.	DE	13	12.5	90
2004	Nathan Peterson	Fr.	DE	6	4.0	23

2005	Victor DeGrate	Jr.	DE	11	5.0	24
2006	Victor DeGrate	Sr.	DE	11	9.5	51
2007	Nathan Peterson	Sr.	DE	13	6.0	41
2008	Jermiah Price	Jr.	DE	13	3.0	26
2009	Ugo Chinasa	Jr.	DE	13	6.5	46
2010	Jamie Blatnick	Jr.	DE	12	5.5	34
2011	Jamie Blatnick	Sr.	DE	13	8.0	51
2012	Nigel Nicholas	Sr.	DE	13	4.0	29
	Tyler Johnson	Jr.	DE	11	4.0	20
2013	Jimmy Bean	So.	DE	13	5.0	26
2014	Emmanuel Ogbah	So.	DE	13	11.0	78
2015	Emmanuel Ogbah	Jr.	DE	13	13.0	62
2016	Vincent Taylor	Jr.	DT	13	7.0	57
2017	DeQuinton Osborne	Sr.	DT	13	6.0	48
2018	Jordan Brailford	Jr.	DE	13	9.0	50
2019	Amen Ogbongbemiga	Jr.	LB	13	5.0	37
2020	Calvin Bundage	Sr.	LB	11	7.0	48
2021	Collin Oliver	Fr.	DE	14	11.5	76
2022	Collin Oliver	So.	DE	13	5.0	39

(Sacks have been kept as official statistic since 1981)

Interceptions

Year	Player	Cl	Pos.	Int
1940	Jack Faubion	Jr.	--	4
1941	Not Available	--	--	--
1942	Lee Cook	Jr.	--	6
1943	Bob Fenimore	Fr.	--	5
1944	Bob Fenimore	So.	--	4

1945	Bob Fenimore	Jr.	--	7
1946	Bob Fenimore	Sr.	--	2
	Bob Meinert	So.	--	2
1947	Bob Meinert	Jr.	--	3
1948	Bill Grimes	Jr.	--	4
1949	Ed Roof	Jr.	--	7
1950	Wayne Johnson	Jr.	--	6
1951	Bill Bredde	So.	--	6
1952	Bill Bredde	Jr.	--	5
	Dorsey Gibson	Jr.	--	5
1953	Bill Bredde	Sr.	--	5
1954	Fred Duvall	So.	--	3
1955	John Jacob	So.	--	2
	Forrest Campbell	Jr.	--	2
1956	Not Available	--	--	--
1957	Three with	--	--	2
1958	Tony Banfield	Jr.	LHB	4
1959	Tony Banfield	Sr.	HB	6
1960	Three with	--	--	2
1961	John Maisel	Sr.	HB	6
1962	Tommy Jackson	Sr.	WB	5
1963	Five with	--	--	1
1964	Jack Jacobson	Sr.	E	6
1965	Bill Young	So.	E	2
	Harry Cheatwood	So.	HB	2
1966	Three with	--	--	3
1967	Bennie Goodwin	So.	HB	6
1968	Bennie Goodwin	Jr.	DHB	4
	Ken Grant	So.	C	4
1969	John Gates	Jr.	DHB	8
1970	Lee Stover	So.	DHB	4
1971	Mark Hatley	Sr.	RLB	5
1972	Alvin Brown	Jr.	DHB	8
1973	Darryll Stewart	Sr.	RC	4
1974	Bob Shephard	Sr.	DHB	5
1975	Four with	--	--	2
1976	Willie Lester	Jr.	LC	4
1977	Peter Coppola	Sr.	SS	3
1978	Greg Johnson	So.	DB	5
1979	Four with	--	--	2
1980	Three with	--	--	4
1981	Rod Fisher	So.	CB	3
	Pete DiClementi	Sr.	SS	3
1982	Chris Rockins	Jr.	DB	3
1983	Adam Hinds	Jr.	CB	8
1984	Rod Brown	Sr.	SS	6
1985	Mark Moore	Jr.	FS	7
1986	Jerry Deckard	Jr.	DB	4
1987	Rod Smith	So.	SS	5
	Melvin Gilliam	Jr.	CB	5
1988	Melvin Gilliam	Sr.	CB	6
1989	Jay Fleischman	So.	DB	4
1990	Mike Clark	Jr.	CB	5
1991	Scott Harmon	So.	SS	6
1992	Scott Harmon	Jr.	FS	5
1993	Charles Verner	Sr.	SS	4
1994	Louis Adams	So.	FS	2
	Johnny Jones	Jr.	DB	2
1995	R.W. McQuarters	Fr.	DB	3
1996	R.W. McQuarters	So.	DB	2
	Trent Fisher	Sr.	FS	2
1997	Kevin Williams	Sr.	CB	7
1998	Five with	--	--	2
1999	J.B. Flowers	Fr.	CB	3
	Alvin Porter	Jr.	DB	3
2000	Elbert Craig	Fr.	CB	3
2001	Marcus Jones	Sr.	SS	3



Annual Team Leaders

2002	Darrent Williams	So.	CB	3
2003	Darrent Williams	Jr.	CB	6
2004	Three with	--	--	2
2005	Calvin Mickens	Fr.	CB	2
	Donovan Woods	So.	QB	2
2006	Martel Van Zant	Jr.	CB	2
	Donovan Woods	Jr.	S	2
	Perrish Cox	Fr.	CB	2
2007	Jacob Lacey	Jr.	DB	5
2008	Patrick Lavine	Jr.	LB	2
	Jacob Lacey	Sr.	DB	2
	Perrish Cox	Jr.	DB	2
2009	Patrick Lavine	Sr.	LB	5
2010	Andrew McGee	Sr.	CB	5
2011	Brodrick Brown	Jr.	CB	5
	Justin Gilbert	So.	CB	5
2012	Daytawion Lowe	Jr.	S	2
	Shamiel Gary	Jr.	S	2
	Lyndell Johnson	So.	LB	2
2013	Justin Gilbert	Sr.	CB	7
2014	Ramon Richards	Fr.	CB	3
2015	Seven players with	--	--	2
2016	Jordan Sterns	Sr.	S	3
	Ramon Richards	Jr.	CB	3
2017	A.J. Green	So.	CB	4
2018	Rodarius Williams	Jr.	CB	2
2019	Kolby Harvell-Peel	So.	S	5
2020	Tre Sterling	Jr.	S	2
	Kolby Harvell-Peel	Jr.	S	2
2021	Kolby Harvell-Peel	Sr.	S	3
2022	Jason Taylor II	RSr.	S	6

Punting

Year	Player	Cl	Punts	Yards	Avg
1946	Bill Long	So	38	1,539	40.5
1947	Bill Long	Jr.	65	2,418	37.2
1948	Bill Long	Sr.	41	1,514	36.9
1949	John Brabko	So.	69	2,390	33.2
1950	Arlen McNeil	Sr.	66	2,262	34.3
1951	Ken McCullough	Fr.	65	2,321	35.7
1952	Ken McCullough	So.	53	2,037	38.4
1953	Ken McCullough	Jr.	33	1,053	31.9
1954	Ken McCullough	Sr.	23	777	33.8
1955	Tom Pontius	Jr.	62	2,244	36.1
1956	Jim Wood	So.	34	1,422	41.8
1957	Jim Wood	Jr.	28	1,098	39.2
1958	Jim Wood	Sr.	44	1,754	40
1959	Gary Cutsinger	So.	22	825	37.5
1960	David Hannah	So.	54	2,152	40
1961	David Hannah	Jr.	51	1,971	38.7
1962	David Hannah	Sr.	53	2,067	39
1963	Frank Williams	So.	36	1,166	32.4
1964	Glenn Baxter	Jr.	45	1,652	36.7
1965	Glenn Baxter	Sr.	43	1,606	37.4
1966	Ronnie Johnson	So.	77	2,811	36.5
1967	Ronnie Johnson	Jr.	52	1,741	33.5
1968	Ronnie Johnson	Sr.	59	2,192	37.2
1969	Bob Cutburth	Sr.	64	2,599	40.6
1970	Jim Benien	So.	75	3,069	40.9
1971	Jim Benien	Jr.	77	3,506	45.5
1972	David Ratliff	Jr.	56	1,963	35
1973	Cliff Parsley	Fr.	42	1,752	41.7
1974	Cliff Parsley	So.	73	3,023	41.4
1975	Cliff Parsley	Jr.	58	2,599	44.8
1976	Cliff Parsley	Sr.	61	2,665	43.7

1977	David Hanna	So.	66	2,450	37.1
1978	Kris Lundgaard	So.	73	2,952	40.9
1979	Kris Lundgaard	Jr.	56	2,111	37.6
1980	J.T. Neal	Jr.	70	2,770	39.6
1981	J.T. Neal	Sr.	58	2,399	41.4
1982	John Conway	Jr.	55	2,280	41.5
1983	John Conway	Sr.	69	2,922	42.3
1984	Cary Cooper	Fr.	74	2,792	37.7
1985	Rich Thompson	So.	78	3,171	40.7
1986	Cary Cooper	Jr.	76	3,023	39.8
1987	Cary Cooper	Sr.	41	1,694	41.3
1988	Cary Blanchard	So.	37	1,385	37.4
1989	Cary Blanchard	Jr.	52	2,079	40
1990	Cary Blanchard	Sr.	55	2,244	40.8
1991	Barry Vincent	Sr.	68	2,429	35.7
1992	Scott Tyner	Jr.	77	3,227	41.9
1993	Scott Tyner	Sr.	74	3,212	43.4
1994	Greg Ivy	Jr.	64	2,818	44
1995	Greg Ivy	Sr.	65	2,906	44.7
1996	Jason Davis	Jr.	59	2,598	44
1997	Jason Davis	Sr.	54	2,374	44
1998	Scott Elder	Fr.	63	2,642	41.9
1999	Scott Elder	So.	67	2,636	39.3
2000	Scott Elder	Jr.	56	2,107	37.6
2001	Scott Elder	Sr.	61	2,658	43.6
2002	Cole Farden	So.	57	2,358	41.4
2003	Cole Farden	Jr.	52	2,245	43.2
2004	Cole Farden	Sr.	58	2,487	42.9
2005	Matt Fodge	Fr.	65	2,593	39.9
2006	Matt Fodge	So.	50	2,244	44.9
2007	Matt Fodge	Jr.	51	2,164	42.4
2008	Matt Fodge	Sr.	36	1,544	42.9
2009	Quinn Sharp	RFr.	67	3,023	45.1
2010	Quinn Sharp	So.	46	2,127	46.2
2011	Quinn Sharp	Jr.	47	2,175	46.3
2012	Quinn Sharp	Sr.	44	2,036	46.3
2013	Kip Smith	Jr.	79	3,132	39.6
2014	Kip Smith	Sr.	81	3,385	41.8
2015	Zach Sinor	RFr.	75	3,010	40.1
2016	Zach Sinor	So.	56	2,395	42.8
2017	Zach Sinor	Jr.	38	1,639	43.1
2018	Zach Sinor	Sr.	26	1,184	45.5
2019	Tom Hutton	Fr.	58	2,246	38.7
2020	Tom Hutton	So.	59	2,388	40.5
2021	Tom Hutton	Jr.	72	3,056	42.4
2022	Tom Hutton	Sr.	44	1,929	43.8

Punt Return Yards

Year	Player	Cl	Ret	Yards	Avg
1946	Bob Fenimore	Sr.	10	135	13.5
1947	Jim Spavital	Jr.	17	394	23.1
1948	Bill Grimes	Jr.	13	232	17.8
1949	Bennie Aldridge	Sr.	16	209	13.1
1950	William Wagner	Jr.	12	117	9.8
1951	Bill Bredde	So.	8	85	10.6
1952	Bill Bredde	Jr.	13	149	11.5
1953	Bill Bredde	Sr.	20	148	7.4
1954	Joe Favara	So.	1	68	68
1955	Forrest Campbell	So.	6	92	15.3
1956	Jim Wiggins	So.	11	169	15.4
1957	Duane Wood	Jr.	9	129	14.3
1958	Jim Wiggins	Sr.	12	151	12.6
1959	Jim Dillard	So.	4	66	16.5
1960	Richard Buck	So.	12	165	13.7
1961	John Maisel	Sr.	6	51	8.5

1962	Bill Parent	Sr.	11	117	10.6
1963	Larry Elliott	So.	11	225	20.4
1964	Larry Elliott	Jr.	13	175	13.5
1965	Larry Elliott	Sr.	16	221	13.8
1966	Dan Lawson	Sr.	20	166	8.3
1967	Bennie Goodwin	So.	35	422	12.1
1968	Bennie Goodwin	Jr.	28	224	8
1969	Bennie Goodwin	Sr.	13	141	10.8
1970	Tom Carraway	Jr.	9	165	18.3
1971	Dick Graham	Sr.	21	247	11.7
1972	Bob Shepherd	So.	2	46	23
1973	Ed Tisdell	So.	14	73	5.2
1974	David Hankins	Fr.	26	321	12.3
1975	Cliff Sullivan	Jr.	10	76	7.6
1976	David Hankins	Jr.	24	105	4.4
1977	Gregg Johnson	Fr.	23	172	7.5
1978	Mel Campbell	So.	15	91	6.1
1979	Ron Ingram	So.	9	46	5.1
1980	Mel Campbell	Sr.	22	117	5.3
1981	Dirk Davis	Fr.	32	147	4.6
1982	Mark Cromer	Sr.	18	70	3.9
1983	Malcom Lewis	Fr.	18	119	6.6
1984	Bobby Riley	So.	16	131	8.2
1985	Bobby Riley	Jr.	16	122	7.6
1986	Bobby Riley	Sr.	10	94	9.4
1987	Barry Sanders	So.	18	273	15.2
1988	Barry Sanders	Jr.	11	113	10.3
1989	Mike Clark	So.	14	160	11.4
1990	Mike Clark	Jr.	16	109	6.8
1991	Scott Harmon	So.	12	66	5.5
1992	Scott Harmon	Jr.	18	123	6.8
1993	Scott Harmon	Sr.	22	137	6.2
1994	Andre Richardson	Fr.	20	178	8.9
1995	Andre Richardson	So.	18	91	5.1
1996	R.W. McQuarters	So.	10	134	13.4
1997	R.W. McQuarters	Jr.	32	521	16.3
1998	Terance Richardson	Jr.	28	312	11.1
1999	Terance Richardson	Sr.	40	591	14.8
2000	Gabe Lindsay	So.	25	229	9.2
2001	Terrance Davis-Bryant	Jr.	22	296	13.5
2002	Terrance Davis-Bryant	Sr.	31	329	10.6
2003	Gabe Lindsay	Sr.	26	393	15.1
2004	Darrent Williams	Sr.	9	249	27.7
2005	Daniel McLemore	Sr.	21	167	8
2006	Perrish Cox	Fr.	24	308	12.8
2007	Perrish Cox	So.	17	188	11.1
2008	Dez Bryant	So.	17	305	17.9
2009	Perrish Cox	Sr.	19	198	10.4
2010	Josh Cooper	Jr.	15	144	9.6
2011	Josh Cooper	Sr.	19	74	3.9
2012	Charlie Moore	Jr.	20	145	7.2
2013	Josh Stewart	Jr.	22	368	16.7
2014	Tyreek Hill	Jr.	27	256	9.5
2015	Jalen McCleskey	Fr.	22	111	5
2016	Barry J. Sanders	Sr.	7	88	12.6
2017	Dillon Stoner	Fr.	9	55	6.1
2018	Dillon Stoner	So.	11	62	5.6
2019	Dillon Stoner	Jr.	20	164	8.2
2020	Dillon Stoner	Sr.	15	91	6.1
2021	Brennan Presley	So.	16	66	4.1
2022	Brennan Presley	Jr.	14	111	7.9



Annual Team Leaders

Kickoff Return Yards

Year	Player	Cl	Ret	Yards	Avg
1946	Bob Fenimore	Sr.	9	227	25.2
1947	Bill Grimes	So.	7	170	24.3
1948	Jim Spavital	Sr.	8	137	17.1
1949	Bennie Aldridge	Sr.	20	405	20.3
1950	Jim Branstetter	So.	8	159	19.9
1951	Roy Seeman	Jr.	11	261	23.7
1952	Bill Bredder	Jr.	9	259	28.8
1953	Bill Bredder	Sr.	8	214	26.7
1954	Joe Favara	So.	3	63	21
1955	Harvey Romans	Sr.	8	228	28.5
1956	Duane Wood	So.	3	73	24.3
1957	Duane Wood	Jr.	6	116	19.3
1958	Jim Wiggins	Sr.	6	183	30.5
1959	Jim Dobson	Jr.	7	181	25.9
1960	Tommy Jackson	So.	4	93	23.2
1961	Jim Dillard	Jr.	5	131	26.2
1962	Don Derrick	Sr.	11	228	20.7
1963	Larry Elliott	So.	20	437	21.8
1964	Larry Elliott	Jr.	21	516	24.6
1965	Larry Elliott	Sr.	21	455	21.7
1966	Dan Lawson	Sr.	10	212	21.2
1967	Harry Cheatwood	Sr.	10	255	25.5
1968	Pat Brown	So.	11	254	23.1
1969	Wayne Hallmark	Jr.	14	335	23.9
1970	Dick Graham	Jr.	17	449	26.4
1971	Dick Graham	Sr.	12	282	23.5
1972	Isaac Smith	Jr.	9	185	20.5
1973	Ed Tisdell	So.	13	273	21
1974	Ken Walker	Jr.	10	179	17.9
1975	Ken Walker	Sr.	9	186	20.7
1976	Skip Taylor	Jr.	12	183	15.3
1977	Skip Taylor	Sr.	10	186	18.6
1978	Ron Ingram	Fr.	22	498	22.6
1979	Ron Ingram	So.	18	406	22.6
1980	Ernest Anderson	Fr.	8	187	23.4
1981	Ernest Anderson	So.	13	223	17.2
1982	Harry Roberts	Fr.	14	376	26.9
1983	Harry Roberts	So.	8	223	27.9
1984	Bobby Riley	So.	8	172	21.5
1985	Bobby Riley	Jr.	17	315	18.5
1986	Bobby Riley	Sr.	15	346	23.1
1987	Barry Sanders	So.	15	470	31.3
1988	Barry Sanders	Jr.	21	421	20
1989	Curtis Mayfield	Jr.	25	576	23
1990	Mike Clark	Jr.	21	364	17.3
1991	Scott Harmon	So.	12	268	22.3
1992	Rafael Denson	So.	10	197	19.7
1993	Rafael Denson	Jr.	16	375	23.4
1994	Rafael Denson	Sr.	20	401	20
1995	R.W. McQuarters	Fr.	27	645	23.9
1996	R.W. McQuarters	So.	15	331	22.1
1997	R.W. McQuarters	Jr.	9	210	23.3
1998	Jamaal Fobbs	So.	22	534	24.3
1999	Jamaal Fobbs	Jr.	25	533	21.3
2000	Jamaal Fobbs	Sr.	22	374	17
2001	Chris Massey	Jr.	15	522	34.8
2002	Chris Massey	Sr.	22	534	24.3
2003	Robert Jones	Jr.	17	335	19.7
2004	Robert Jones	Sr.	18	358	19.9
2005	Daniel McLemore	Sr.	27	638	23.6
2006	Perrish Cox	Fr.	25	595	23.8
2007	Perrish Cox	So.	31	665	21.5
2008	Perrish Cox	Jr.	30	895	29.8
2009	Perrish Cox	Sr.	31	649	20.9

2010	Justin Gilbert	Fr.	26	698	26.8
2011	Justin Gilbert	So.	26	703	27
2012	Justin Gilbert	Jr.	32	827	25.8
2013	Justin Gilbert	Sr.	18	453	25.2
2014	Tyreek Hill	Jr.	30	740	24.7
2015	Jeff Carr	Fr.	29	623	21.5
2016	Barry J. Sanders	Sr.	18	430	23.9
2017	Tyron Johnson	So.	13	264	20.3
2018	Chuba Hubbard	Fr.	23	510	22.2
2019	LD Brown	Jr.	15	257	17.1
2020	Braydon Johnson	Jr.	13	239	18.4
2021	Brennan Presley	So.	12	392	32.7
2022	Jaden Nixon	RFr.	14	385	27.5

Scoring

Year	Player	Cl	Pos	Pts
1940	Jim Reynolds	So.	RB	57
1941	Jack Faubion	Sr.	RB	48
1942	Ralph Tate	Jr.	RB	72
1943	Bob Fenimore	Fr.	RB	23
1944	Bob Fenimore	So.	RB	53
1945	Bob Fenimore	Jr.	RB	72
1946	Bob Fenimore	Sr.	RB	38
1947	Jim Spavital	Jr.	RB	36
1948	Jack Hartman	Jr.	QB	31
1949	Don Van Pool	Sr.	E	36
1950	two with	--	--	30
1951	Roy Seeman	Jr.	RB	48
1952	three with	--	--	24
1953	three with	--	--	36
1954	Earl Lunsford	Jr.	FB	54
1955	Earl Lunsford	Sr.	FB	30
1956	Duane Wood	So.	RB	44
1957	Jim Wiggins	Jr.	RB	62
1958	Duane Wood	Sr.	RB	42
1959	Tony Banfield	Sr.	RB	66
1960	Jim Dillard	Jr.	RB	30
1961	Bill McFarland	So.	RB	42
1962	two with	--	--	24
1963	Mike Miller	So.	QB	30
1964	Charles Durkee	Jr.	K	37
1965	Charles Durkee	Sr.	K	37
1966	two with	--	--	24
1967	Larry Gosney	Jr.	RB	36
1968	Ronnie Johnson	Sr.	QB	50
1969	Hermann Eben	Jr.	WR	42
1970	Dick Graham	Jr.	WR	48
1971	two with	--	--	30
1972	Eddie Garrett	Jr.	K	55
1973	Abby Daigle	Fr.	K	53
1974	Abby Daigle	So.	K	58
1975	Terry Miller	So.	RB	66
1976	Terry Miller	Jr.	RB	114
1977	Terry Miller	Sr.	RB	84
1978	two with	--	--	32
1979	Colin Ankerson	Jr.	K	55
1980	Colin Anderson	Sr.	K	39
1981	Larry Roach	Fr.	K	71
1982	Larry Roach	So.	K	65
1983	Larry Roach	Jr.	K	81
1984	Larry Roach	Sr.	K	78
1985	Thurman Thomas	So.	RB	102
1986	Hart Lee Dykes	So.	WR	42
1987	Thurman Thomas	Sr.	RB	128
1988	Barry Sanders	Jr.	RB	264

1989	Cary Blanchard	Jr.	K	82
1990	Cary Blanchard	Sr.	K	63
1991	two with	--	--	30
1992	Lawson Vaughn	Fr.	K	41
1993	Lawson Vaughn	So.	K	50
1994	Lawson Vaughn	Jr.	K	46
1995	Toné Jones	Jr.	QB	62
1996	David Thompson	Sr.	RB	78
1997	Tim Sydnes	So.	K	76
1998	Tim Sydnes	Jr.	K	77
1999	Tim Sydnes	Sr.	K	56
2000	Seth Condley	Sr.	K	55
2001	Luke Phillips	So.	K	72
2002	Rashaun Woods	Jr.	WR	102
2003	Luke Phillips	Sr.	K	103
2004	Jason Ricks	Fr.	K	80
2005	Julius Crosslin	So.	RB	74
2006	Jason Ricks	So.	K	77
2007	Dantrell Savage	Sr.	RB	66
2008	Dez Bryant	So.	WR	128
2009	Dan Bailey	Jr.	K	85
2010	Dan Bailey	Sr.	K	149
2011	Joseph Randle	So.	RB	156
2012	Quinn Sharp	Sr.	K	156
2013	Ben Grogan	Fr.	K	100
2014	Ben Grogan	So.	K	107
2015	Ben Grogan	Jr.	K	109
2016	Ben Grogan	Sr.	K	117
2017	Matt Ammendola	So.	K	139
2018	Matt Ammendola	Jr.	K	109
2019	Chuba Hubbard	So.	RB	128
2020	Alex Hale	So.	K	57
2021	Tanner Brown	RSr.	K	87
2022	Tanner Brown	*RSr.	K	108



100-Yard Rushing Games

1945 241 Bob Fenimore Jr. RB vs. Arkansas
 148 Bob Fenimore Jr. RB vs. Denver
 105 Bob Fenimore Jr. RB vs. SMU
 116 Bob Fenimore Jr. RB vs. Utah
 178 Bob Fenimore Jr. RB vs. TCU
 120 Jim Spavital Fr. RB vs. TCU
 120 Bob Fenimore Jr. RB vs. Oklahoma
 125 Bob Fenimore Sr. RB vs. St. Mary's (Ca.)

1947 103 Jim Spavital Jr. RB vs. SMU

1948 110 Bill Grimes Jr. RB vs. Wichita State
 119 Bob Meinert Sr. RB vs. Denver
 141 Ken Roof Jr. RB vs. Temple
 111 Bob Meinert Sr. RB vs. Tulsa
 102 Jim Spavital Sr. RB vs. Oklahoma

1949 155 Ken Roof Sr. RB vs. Wichita State
 133 John Grabko So. RB vs. Wichita State

1950 102 Bob Cook Sr. QB vs. Missouri

1951 108 Roy Dean Seeman N/A RB vs. Wichita State

1952 133 Ronnie Bennett So. RB vs. Kansas

1953 117 Bill Bredde Sr. RB vs. Arkansas
 138 Dorsey Gibson Sr. RB vs. Houston
 109 Earl Lunsford So. RB vs. Tulsa
 135 Bill Bredde Sr. RB vs. Wyoming

1954 101 Earl Lunsford Jr. RB vs. Wyoming
 156 Earl Lunsford Jr. RB vs. Wichita State

1955 110 Harvey Romans Sr. RB vs. Arkansas
 107 Earl Lunsford Sr. RB vs. Houston
 133 Earl Lunsford Sr. RB vs. Kansas State

1956 124 Jim Wiggins So. RB vs. Detroit

1958 135 Duane Wood Sr. RB vs. Kansas State
 130 Forrest Campbell Sr. RB vs. Florida State

1959 135 Jim Dillard So. RB vs. Tulsa
 104 Jim Dillard So. RB vs. Kansas

1960 162 Chester Pittman Sr. RB vs. Kansas State
 139 Jim Dillard Jr. RB vs. Colorado

1961 171 Jim Dillard Sr. RB vs. Tulsa

1962 114 Don Derrick Jr. RB vs. Colorado

1963 158 Walt Garrison So. RB vs. Tulsa

1964 108 Walt Garrison Jr. RB vs. Iowa State
 105 Walt Garrison Jr. RB vs. Tulsa
 112 Walt Garrison Jr. RB vs. Nebraska

1965 130 Walt Garrison Sr. RB vs. Kansas
 121 Walt Garrison Sr. RB vs. Nebraska
 173 Walt Garrison Sr. RB vs. Kansas State

1966 114 Jack Reynolds So. RB vs. Iowa State
 100 Jack Reynolds So. RB vs. Nebraska

1967 104 Jack Reynolds Jr. RB vs. Arkansas
 128 Larry Gosney Jr. RB vs. Iowa State
 104 Jack Reynolds Jr. RB vs. Iowa State

1968 125 Ronnie Johnson Sr. QB vs. Colorado

1969 101 Bub Deerinwater Sr. RB vs. Colorado
 122 Bub Deerinwater Sr. RB vs. Iowa State

1970 237 Bobby Cole Jr. RB vs. Iowa State
 113 Jimmy Williams So. RB vs. Arkansas
 118 Bobby Cole Jr. RB vs. Missouri

1971 113 Bill Heilman Sr. RB vs. Missouri
 101 Bobby Cole Sr. RB vs. Colorado
 108 Bobby Cole Sr. RB vs. Iowa State

1972 173 Brent Blackman Jr. QB vs. UT-Arlington
 121 Fountain Smith So. RB vs. UT-Arlington
 140 Brent Blackman Jr. QB vs. Arkansas
 107 Brent Blackman Jr. QB vs. Missouri
 128 George Palmer So. RB vs. Virginia Tech
 116 Fountain Smith So. RB vs. Virginia Tech
 109 George Palmer So. RB vs. Kansas
 104 Brent Blackman Jr. QB vs. Kansas
 116 George Palmer So. RB vs. Kansas State
 100 Fountain Smith So. RB vs. Kansas State
 155 George Palmer So. RB vs. Iowa State

1973 101 Brent Blackman Sr. QB vs. UT-Arlington
 132 Brent Blackman Sr. QB vs. So. Illinois
 141 Brent Blackman Sr. QB vs. Nebraska
 114 George Palmer Jr. RB vs. Colorado

1974 128 Terry Miller Fr. RB vs. Wichita State
 120 Ken Walker Jr. RB vs. Wichita State
 102 Skip Taylor Fr. RB vs. Iowa State
 120 George Palmer Sr. RB vs. Nebraska
 152 George Palmer Sr. RB vs. Missouri
 144 George Palmer Sr. RB vs. Texas Tech

1975 130 Terry Miller So. RB vs. Arkansas
 107 Robert Turner Jr. RB vs. Arkansas
 122 Terry Miller So. RB vs. North Texas
 108 Robert Turner Jr. RB vs. Texas Tech
 107 Scott Burk So. QB vs. Nebraska
 112 Terry Miller So. RB vs. Kansas
 103 Robert Turner Jr. RB vs. Kansas
 112 Terry Miller So. RB vs. Kansas State
 148 Robert Turner Jr. RB vs. Iowa State
 120 Terry Miller So. RB vs. Iowa State

1976 123 Terry Miller Jr. RB vs. North Texas
 114 Robert Turner Sr. RB vs. North Texas
 137 Terry Miller Jr. RB vs. Colorado
 159 Terry Miller Jr. RB vs. Oklahoma
 228 Terry Miller Jr. RB vs. Missouri
 106 Skip Taylor Jr. RB vs. Missouri
 149 Terry Miller Jr. RB vs. Nebraska
 221 Terry Miller Jr. RB vs. Kansas State
 199 Terry Miller Jr. RB vs. Iowa State
 180 Charlie Weatherbie Sr. QB vs. UTEP
 110 Terry Miller Jr. RB vs. UTEP
 173 Terry Miller Jr. RB vs. BYU

1977 189 Terry Miller Sr. RB vs. Tulsa
 132 Terry Miller Sr. RB vs. Arkansas
 160 Terry Miller Sr. RB vs. UTEP
 130 Harold Bailey So. QB vs. UTEP
 156 Terry Miller Sr. RB vs. Florida State
 139 Terry Miller Sr. RB vs. Colorado
 118 Terry Miller Sr. RB vs. Kansas State
 149 Terry Miller Sr. RB vs. Kansas
 116 Terry Miller Sr. RB vs. Nebraska
 120 Terry Miller Sr. RB vs. Oklahoma
 246 Terry Miller Sr. RB vs. Missouri
 155 Terry Miller Sr. RB vs. Iowa State

1978 128 Worley Taylor So. RB vs. Colorado

1979 122 Worley Taylor Jr. RB vs. Wichita State
 152 Terry Sullentrop So. RB vs. Missouri
 116 Worley Taylor Jr. RB vs. Kansas
 114 Terry Young So. RB vs. Kansas
 115 Worley Taylor Jr. RB vs. Colorado
 136 Worley Taylor Jr. RB vs. Kansas State
 182 Worley Taylor Jr. RB vs. Iowa State

1980 126 Ed Smith Sr. RB vs. Kansas
 102 Ernest Anderson Fr. RB vs. San Diego State

1981 183 Shawn Jones So. RB vs. San Diego State
 135 Shawn Jones So. RB vs. Colorado
 139 Ernest Anderson So. RB vs. Kansas State
 111 Ernest Anderson So. RB vs. Oklahoma

1982 220 Ernest Anderson Jr. RB vs. North Texas
 152 Ernest Anderson Jr. RB vs. Tulsa
 195 Ernest Anderson Jr. RB vs. Louisville
 270 Ernest Anderson Jr. RB vs. Kansas
 205 Ernest Anderson Jr. RB vs. Colorado
 227 Ernest Anderson Jr. RB vs. Missouri
 175 Ernest Anderson Jr. RB vs. Kansas State
 160 Ernest Anderson Jr. RB vs. Iowa State
 104 Ken Zachary Fr. RB vs. Iowa State
 146 Ernest Anderson Jr. RB vs. San Diego State

1983 160 Shawn Jones Jr. RB vs. Cincinnati
 203 Shawn Jones Jr. RB vs. Texas A&M
 125 Shawn Jones Jr. RB vs. Nebraska
 131 Ernest Anderson Sr. RB vs. Kansas
 114 Ernest Anderson Sr. RB vs. Missouri
 103 Ernest Anderson Sr. RB vs. Baylor

1984 137 Charles Crawford So. RB vs. Arizona State
 101 Shawn Jones Sr. RB vs. Arizona State
 114 Shawn Jones Sr. RB vs. Bowling Green
 174 Shawn Jones Sr. RB vs. Tulsa
 107 Charles Crawford So. RB vs. Colorado
 206 Thurman Thomas Fr. RB vs. Kansas State
 101 Thurman Thomas Fr. RB vs. Missouri
 155 Thurman Thomas Fr. RB vs. South Carolina

1985 237 Thurman Thomas So. RB vs. Washington
 191 Thurman Thomas So. RB vs. North Texas
 157 Thurman Thomas So. RB vs. Tulsa
 201 Thurman Thomas So. RB vs. Colorado
 213 Thurman Thomas So. RB vs. Kansas State
 172 Thurman Thomas So. RB vs. Missouri
 100 Thurman Thomas So. RB vs. Oklahoma

100-Yard Rushing Games

1986	132	Barry Sanders	Fr.	RB	vs. Illinois State
	170	Thurman Thomas	Jr.	RB	vs. Kansas
1987	164	Thurman Thomas	Sr.	RB	vs. Tulsa
	164	Barry Sanders	So.	RB	vs. Tulsa
	111	Thurman Thomas	Sr.	RB	vs. Houston
	193	Thurman Thomas	Sr.	RB	vs. Wyoming
	119	Thurman Thomas	Sr.	RB	vs. La.-Lafayette
	110	Thurman Thomas	Sr.	RB	vs. Colorado
	108	Thurman Thomas	Sr.	RB	vs. Missouri
	130	Thurman Thomas	Sr.	RB	vs. Kansas State
	105	Barry Sanders	So.	RB	vs. Kansas State
	173	Thurman Thomas	Sr.	RB	vs. Oklahoma
	202	Thurman Thomas	Sr.	RB	vs. Kansas
	116	Barry Sanders	So.	RB	vs. Kansas
	293	Thurman Thomas	Sr.	RB	vs. Iowa State
	122	Barry Sanders	So.	RB	vs. Iowa State
	157	Thurman Thomas	Sr.	RB	vs. West Virginia
1988	178	Barry Sanders	Jr.	RB	vs. Miami, Ohio
	157	Barry Sanders	Jr.	RB	vs. Texas A&M
	304	Barry Sanders	Jr.	RB	vs. Tulsa
	174	Barry Sanders	Jr.	RB	vs. Colorado
	189	Barry Sanders	Jr.	RB	vs. Nebraska
	154	Barry Sanders	Jr.	RB	vs. Missouri
	320	Barry Sanders	Jr.	RB	vs. Kansas State
	215	Barry Sanders	Jr.	RB	vs. Oklahoma
	312	Barry Sanders	Jr.	RB	vs. Kansas
	121	Gerald Hudson	Jr.	RB	vs. Kansas
	293	Barry Sanders	Jr.	RB	vs. Iowa
	332	Barry Sanders	Jr.	RB	vs. Texas Tech
	222	Barry Sanders	Jr.	RB	vs. Wyoming
1989	102	Gerald Hudson	Jr.	RB	vs. Tulsa
	140	Gerald Hudson	Jr.	RB	vs. Ohio State
	157	Gerald Hudson	Jr.	RB	vs. Texas Tech
	148	Gerald Hudson	Jr.	RB	vs. Wyoming
	106	Vernon Brown	Jr.	RB	vs. Wyoming
	151	Vernon Brown	Jr.	RB	vs. Kansas State
	138	Gerald Hudson	Jr.	RB	vs. Missouri
	108	Gerald Hudson	Jr.	RB	vs. Kansas
1990	148	Gerald Hudson	Sr.	RB	vs. Tulsa
	171	Gerald Hudson	Sr.	RB	vs. Northern Iowa
	107	Gerald Hudson	Sr.	RB	vs. TCU
	145	Gerald Hudson	Sr.	RB	vs. Oklahoma
	150	Gerald Hudson	Sr.	RB	vs. Kansas State
	255	Gerald Hudson	Sr.	RB	vs. Missouri
	178	Gerald Hudson	Sr.	RB	vs. Kansas
	264	Gerald Hudson	Sr.	RB	vs. Iowa State
1991	103	Rafael Denson	Fr.	RB	vs. Kansas State
1992	110	Rafael Denson	So.	RB	vs. Indiana State
1993	155	David Thompson	Fr.	RB	vs. Kansas
1994	147	David Thompson	So.	RB	vs. Northern Illinois
	146	David Thompson	So.	RB	vs. Tulsa
	130	Andre Richardson	Fr.	RB	vs. Missouri
	155	David Thompson	So.	RB	vs. Iowa State
	121	Andre Richardson	Fr.	RB	vs. Kansas
	158	Andre Richardson	Fr.	RB	vs. Kansas State



Terry Miller is OSU's all-time career leader with 26 100-yard rushing games, playing from 1974-77.

1995	128	David Thompson	Jr.	RB	vs. Nebraska
	125	David Thompson	Jr.	RB	vs. Tulsa
	171	David Thompson	Jr.	RB	vs. Missouri State
	137	Andre Richardson	So.	RB	vs. Missouri State
	104	David Thompson	Jr.	RB	vs. Tennessee
	181	David Thompson	Jr.	RB	vs. Kansas State
	171	Andre Richardson	So.	RB	vs. Missouri
	159	David Thompson	Jr.	RB	vs. Colorado
	107	David Thompson	Jr.	RB	vs. Kansas
	234	David Thompson	Jr.	RB	vs. Hawaii
1996	110	David Thompson	Sr.	RB	vs. Texas Tech
	252	David Thompson	Sr.	RB	vs. Tulsa
	217	David Thompson	Sr.	RB	vs. Utah State
	156	David Thompson	Sr.	RB	vs. Texas
	158	David Thompson	Sr.	RB	vs. Iowa State
	173	Andre Richardson	Jr.	RB	vs. Iowa State
	321	David Thompson	Sr.	RB	vs. Baylor
1997	217	Jamaal Fobbs	RFr.	RB	vs. La.-Lafayette
	106	Nathan Simmons	So.	RB	vs. NE Louisiana
	126	Tony Lindsay	RFr.	QB	vs. Texas
	126	Tony Lindsay	RFr.	QB	vs. Colorado
	101	Jamaal Fobbs	RFr.	RB	vs. Texas A&M
	122	Jamaal Fobbs	RFr.	RB	vs. Oklahoma
1998	148	Nathan Simmons	Jr.	RB	vs. Mississippi State
	104	Jamaal Fobbs	So.	RB	vs. Mississippi State
	114	Nathan Simmons	Jr.	RB	vs. Nebraska
	161	Nathan Simmons	Jr.	RB	vs. La.-Lafayette
	158	Tony Lindsay	So.	QB	vs. La.-Lafayette
2000	187	Reggie White	Jr.	RB	vs. Tulsa
	130	Reggie White	Jr.	RB	vs. Texas State
	104	Reggie White	Jr.	RB	vs. Texas
	102	Reggie White	Jr.	RB	vs. Missouri
	112	Reggie White	Jr.	RB	vs. Texas A&M
	111	Reggie White	Jr.	RB	vs. Baylor
2001	109	Tatum Bell	So.	RB	vs. Louisiana Tech
	117	Tatum Bell	So.	RB	vs. Missouri
2002	108	Vernand Morency	Fr.	RB	vs. Louisiana Tech
	182	Tatum Bell	Jr.	RB	vs. Nebraska
	143	Tatum Bell	Jr.	RB	vs. Texas A&M
	165	Tatum Bell	Jr.	RB	vs. Texas Tech
	106	Tatum Bell	Jr.	RB	vs. Baylor
	106	Tatum Bell	Jr.	RB	vs. Oklahoma
	160	Tatum Bell	Jr.	RB	vs. Southern Miss
2003	215	Tatum Bell	Sr.	RB	vs. Wyoming
	143	Tatum Bell	Sr.	RB	vs. Missouri State
	107	Seymore Shaw	Jr.	RB	vs. Missouri State
	189	Vernand Morency	So.	RB	vs. La.-Lafayette
	193	Tatum Bell	Sr.	RB	vs. Kansas State
	238	Tatum Bell	Sr.	RB	vs. Texas Tech
	196	Tatum Bell	Sr.	RB	vs. Texas A&M
	122	Tatum Bell	Sr.	RB	vs. Oklahoma
	269	Vernand Morency	So.	RB	vs. Kansas
	227	Vernand Morency	So.	RB	vs. Baylor
2004	261	Vernand Morency	Jr.	RB	vs. UCLA
	184	Vernand Morency	Jr.	RB	vs. Tulsa
	116	Vernand Morency	Jr.	RB	vs. SMU
	143	Vernand Morency	Jr.	RB	vs. Iowa State
	165	Vernand Morency	Jr.	RB	vs. Colorado
	111	Vernand Morency	Jr.	RB	vs. Texas A&M
	173	Vernand Morency	Jr.	RB	vs. Missouri
	100	Vernand Morency	Jr.	RB	vs. Texas
	172	Seymore Shaw	Sr.	RB	vs. Baylor
	108	Vernand Morency	Jr.	RB	vs. Texas Tech
2005	104	Mike Hamilton	RFr.	RB	at Florida Atlantic
	194	Mike Hamilton	RFr.	RB	vs. Texas
	161	Mike Hamilton	RFr.	RB	vs. Texas Tech
2006	155	Mike Hamilton	So.	RB	vs. Missouri State
	109	Keith Toston	Fr.	RB	at Kansas State
	134	Dantrell Savage	Jr.	RB	vs. Texas A&M
	117	Dantrell Savage	Jr.	RB	vs. Nebraska
	116	Dantrell Savage	Jr.	RB	vs. Baylor
	120	Dantrell Savage	Jr.	RB	vs. Texas Tech
	112	Dantrell Savage	Jr.	RB	vs. Alabama



100-Yard Rushing Games

2007 125 Kendall Hunter Fr. RB vs. Troy
 130 Dantrell Savage Sr. RB vs. Texas Tech
 116 Zac Robinson So. QB vs. Texas Tech
 113 Kendall Hunter Fr. RB vs. Texas Tech
 115 Dantrell Savage Sr. RB vs. Sam Houston State
 110 Dantrell Savage Sr. RB vs. Texas A&M
 212 Dantrell Savage Sr. RB vs. Nebraska
 124 Dantrell Savage Sr. RB vs. Kansas State
 109 Zac Robinson So. QB vs. Kansas State
 103 Dantrell Savage Sr. RB vs. Texas
 106 Dantrell Savage Sr. RB vs. Kansas
 144 Zac Robinson So. QB vs. Baylor
 109 Dantrell Savage Sr. RB vs. Baylor
 108 Dantrell Savage Sr. RB vs. Oklahoma
 100 Dantrell Savage Sr. RB vs. Indiana

2008 107 Kendall Hunter So. RB vs. Washington State
 210 Kendall Hunter So. RB vs. Houston
 148 Keith Toston Jr. RB vs. Missouri State
 138 Beau Johnson Jr. RB vs. Missouri State
 132 Kendall Hunter So. RB vs. Missouri State
 169 Kendall Hunter So. RB vs. Troy
 114 Keith Toston Jr. RB vs. Troy
 154 Kendall Hunter So. RB vs. Missouri
 161 Kendall Hunter So. RB vs. Texas
 104 Kendall Hunter So. RB vs. Iowa State
 112 Kendall Hunter So. RB vs. Texas Tech
 102 Kendall Hunter So. RB vs. Colorado

2009 160 Jeremy Smith Fr. RB vs. Grambling State
 130 Keith Toston Sr. RB vs. Texas A&M
 109 Keith Toston Sr. RB vs. Baylor
 206 Keith Toston Sr. RB vs. Iowa State
 172 Keith Toston Sr. RB vs. Colorado

2010 257 Kendall Hunter Sr. RB vs. Washington State
 157 Kendall Hunter Sr. RB vs. Troy
 101 Kendall Hunter Sr. RB vs. Texas A&M
 126 Kendall Hunter Sr. RB vs. Louisiana
 130 Kendall Hunter Sr. RB vs. Texas Tech
 201 Kendall Hunter Sr. RB vs. Nebraska
 143 Kendall Hunter Sr. RB vs. Kansas State
 116 Kendall Hunter Sr. RB vs. Texas
 105 Kendall Hunter Sr. RB vs. Kansas

2011 129 Joseph Randle So. RB vs. Louisiana
 121 Joseph Randle So. RB vs. Arizona
 128 Joseph Randle So. RB vs. Tulsa
 140 Jeremy Smith So. RB vs. Texas
 138 Joseph Randle So. RB vs. Missouri
 152 Joseph Randle So. RB vs. Baylor
 104 Herschel Sims Fr. RB vs. Baylor
 109 Herschel Sims Fr. RB vs. Texas Tech
 151 Joseph Randle So. RB vs. Oklahoma
 119 Jeremy Smith So. RB vs. Oklahoma

2012 107 Joseph Randle Jr. RB vs. Savannah State
 104 Desmond Roland So. RB vs. Savannah State
 123 Joseph Randle Jr. RB at Arizona
 105 Joseph Randle Jr. RB vs. Louisiana
 199 Joseph Randle Jr. RB vs. Texas
 151 Joseph Randle Jr. RB vs. Iowa State
 126 Joseph Randle Jr. RB vs. TCU
 113 Joseph Randle Jr. RB at Oklahoma
 139 Joseph Randle Jr. RB at Baylor

2013 125 J.W. Walsh So. QB vs. Mississippi State
 102 Jeremy Smith Sr. RB vs. Mississippi State
 219 Desmond Roland Jr. RB at Iowa State
 144 Desmond Roland Jr. RB vs. Oklahoma

2014 102 Tyreek Hill Jr. RB at Kansas State
 123 Desmond Roland Sr. RB vs. Washington

2015 104 Chris Carson Jr. RB vs. UTSA

2016 101 Rennie Childs Sr. RB vs. Pittsburgh
 122 Justice Hill Fr. RB at Baylor
 135 Justice Hill Fr. RB vs. Texas
 162 Justice Hill Fr. RB at Kansas
 126 Justice Hill Fr. RB vs. Texas Tech
 154 Justice Hill Fr. RB at TCU
 146 Chris Carson Sr. RB at TCU
 100 Justice Hill Fr. RB vs. Colorado

2017 132 Justice Hill So. RB vs. Tulsa
 102 Justice Hill So. RB vs. TCU
 164 Justice Hill So. RB at Texas Tech
 117 Justice Hill So. RB vs. Baylor
 117 Justice Hill So. RB at Texas
 142 J.D. King Fr. RB at West Virginia
 228 Justice Hill So. RB vs. Oklahoma
 134 Justice Hill So. RB at Iowa State
 120 Justice Hill So. RB vs. Virginia Tech

2018 122 Justice Hill Jr. RB vs. Missouri State
 110 LD Brown RSo. RB vs. Missouri State
 123 Justice Hill Jr. RB vs. Boise State
 111 Justice Hill Jr. RB vs. Texas Tech
 189 Justice Hill Jr. RB at Kansas
 119 Justice Hill Jr. RB at Baylor
 104 Chuba Hubbard RFr. RB at Oklahoma
 134 Chuba Hubbard RFr. RB vs. West Virginia
 106 Taylor Cornelius RSR. QB vs. West Virginia
 145 Chuba Hubbard RFr. RB vs. Missouri

2019 221 Chuba Hubbard So. RB at Oregon State
 109 Spencer Sanders RFr. QB at Oregon State
 256 Chuba Hubbard So. RB at Tulsa
 121 Chuba Hubbard So. RB at Texas
 109 Spencer Sanders RFr. QB at Texas
 296 Chuba Hubbard So. RB vs. Kansas State
 156 Chuba Hubbard So. RB at Texas Tech
 171 Chuba Hubbard So. RB vs. Baylor
 116 Chuba Hubbard So. RB at Iowa State
 223 Chuba Hubbard So. RB vs. TCU
 122 Chuba Hubbard So. RB vs. Kansas
 106 Chuba Hubbard So. RB at West Virginia
 104 Chuba Hubbard So. RB vs. Oklahoma
 158 Chuba Hubbard So. RB vs. Texas A&M

2020 103 LD Brown Sr. RB vs. West Virginia
 101 Chuba Hubbard Jr. RB vs. West Virginia
 145 Chuba Hubbard Jr. RB at Kansas
 139 Chuba Hubbard Jr. RB vs. Iowa State
 110 LD Brown Sr. RB at Kansas State
 235 Dezmon Jackson Jr. RB vs. Texas Tech
 118 Dezmon Jackson Jr. RB at TCU
 169 Dominic Richardson Fr. RB at Baylor

2021 218 Jaylen Warren Sr. RB at Boise State
 123 Jaylen Warren Sr. RB vs. Kansas State
 125 Jaylen Warren Sr. RB vs. Baylor
 193 Jaylen Warren Sr. RB at Texas
 134 Dominic Richardson So. RB vs. TCU
 113 Jaylen Warren Sr. RB vs. TCU
 125 Spencer Sanders Jr. QB vs. Notre Dame

2022 131 Dominic Richardson Jr. RB vs. Arizona State
 136 Ollie Gordon Fr. RB vs. West Virginia



100-Yard Rushing Games

Most 100-yard Rushing Games, Season

1.	12	Barry Sanders	1988
2.	11	Chuba Hubbard	2019
	11	Terry Miller	1977
	11	Thurman Thomas	1987
5.	10	Dantrell Savage	2007
6.	9	Kendall Hunter	2008
	9	Kendall Hunter	2010
	9	Vernand Morency	2004
	9	Ernest Anderson	1982
	9	Terry Miller	1976

Most 100-yard Rushing Games, Career

1.	26	Terry Miller	1974-77
2.	22	Thurman Thomas	1984-87
3.	20	Kendall Hunter	2007-10
4.	19	Justice Hill	2016-18
5.	18	David Thompson	1993-96
6.	17	Barry Sanders	1986-88
	17	Chuba Hubbard	2018-20
8.	15	Dantrell Savage	2006-07
	15	Gerald Hudson	1988-90
	15	Ernest Anderson	1980-83

Most Consecutive 100-yard Rushing Games

1.	19	Terry Miller	Oct. 16, 1976-Nov. 19, 1977
2.	12	Barry Sanders	Sept. 10-Dec. 30, 1988
3.	11	Chuba Hubbard	Sept. 14-Dec. 27, 2019
4.	10	Dantrell Savage	Sept. 22-Dec. 31, 2007
5.	7	Vernand Morency	Sept. 4-Oct. 23, 2004
6.	6	Thurman Thomas	Oct. 23-Dec. 25, 1987
7.	5	Kendall Hunter	Sept. 30-Oct. 30, 2010
	5	Thurman Thomas	Sept. 9-Oct. 10, 1987
	5	Ernest Anderson	Sept. 11-Dec. 16, 1982
	5	Bob Fenimore	Sept. 29-Oct. 27, 1945

Freshman 100-yard Rushing Games

1.	217	Jamaal Fobbs	RFr.	at La-Lafayette	1997
2.	206	Thurman Thomas	Fr.	at Kansas State	1984
3.	194	Mike Hamilton	RFr.	Texas	2005
4.	169	Dominic Richardson	Fr.	at Baylor	2020
5.	162	Justice Hill	Fr.	at Kansas	2016
6.	161	Mike Hamilton	RFr.	Texas Tech	2005
7.	160	Jeremy Smith	Fr.	Grambling State	2009
8.	158	Andre Richardson	Fr.	at Kansas State	1994
9.	155	Thurman Thomas	Fr.	vs. South Carolina	1984
	155	David Thompson	Fr.	Kansas	1993
11.	154	Justice Hill	Fr.	at TCU	2016
12.	145	Chuba Hubbard	RFr.	vs. Missouri	2018
13.	142	J.D. King	Fr.	at West Virginia	2017
14.	136	Ollie Gordon	Fr.	vs. West Virginia	2022
15.	135	Justice Hill	Fr.	Texas	2016
16.	134	Chuba Hubbard	RFr.	West Virginia	2018
17.	132	Barry Sanders	Fr.	Illinois State	1986
18.	130	Andre Richardson	Fr.	Missouri	1994
19.	128	Terry Miller	Fr.	Wichita State	1974
20.	126	Tony Lindsay	RFr.	Texas	1997
	126	Tony Lindsay	RFr.	Colorado	1997
	126	Justice Hill	Fr.	Texas Tech	2016
23.	125	Kendall Hunter	Fr.	at Troy	2007
24.	122	Jamaal Fobbs	RFr.	at Oklahoma	1997
	122	Justice Hill	Fr.	at Baylor	2016
26.	121	Andre Richardson	Fr.	at Kansas	1994
27.	120	Jim Spavital	Fr.	at TCU	1945
28.	113	Kendall Hunter	Fr.	Texas Tech	2007

29.	109	Keith Toston	Fr.	at Kansas State	2006
	109	Herschel Sims	Fr.	at Texas Tech	2011
	109	Spencer Sanders	RFr.	at Oregon State	2019
	109	Spencer Sanders	RFr.	at Texas	2019
33.	108	Vernand Morency	Fr.	vs. Louisiana Tech	2002
34.	104	Ken Zachary	Fr.	Iowa State	1982
	104	Mike Hamilton	RFr.	at Florida Atlantic	2005
	104	Herschel Sims	Fr.	Baylor	2011
	104	Chuba Hubbard	RFr.	at Oklahoma	2018
38.	103	Rafael Denson	Fr.	Kansas State	1991
39.	102	Skip Taylor	Fr.	Iowa State	1974
	102	Ernest Anderson	Fr.	at San Diego State	1980
41.	101	Thurman Thomas	Fr.	Missouri	1984
	101	Jamaal Fobbs	RFr.	at Texas A&M	1997
43.	100	Justice Hill	Fr.	vs. Colorado	2016

Quarterback 100-yard Rushing Games

1.	180	Charlie Weatherbie	Sr.	at UTEP	1976
2.	173	Brent Blackman	Jr.	UT-Arlington	1972
3.	158	Tony Lindsay	So.	La-Lafayette	1998
4.	144	Zac Robinson	So.	at Baylor	2007
5.	141	Brent Blackman	Sr.	Nebraska	1973
6.	140	Brent Blackman	Jr.	at Arkansas	1972
7.	132	Brent Blackman	Sr.	So. Illinois	1973
8.	130	Harold Bailey	So.	UTEP	1977
9.	126	Tony Lindsay	RFr.	Texas	1997
	126	Tony Lindsay	RFr.	Colorado	1997
11.	125	Spencer Sanders	Jr.	vs. Notre Dame	2021
	125	Ronnie Johnson	Sr.	Colorado	1968
	125	J.W. Walsh	So.	vs. Mississippi State	2013
14.	116	Zac Robinson	So.	Texas Tech	2007
15.	109	Zac Robinson	So.	Kansas State	2007
	109	Spencer Sanders	RFr.	at Oregon State	2019
	109	Spencer Sanders	RFr.	at Texas	2019
18.	107	Brent Blackman	Jr.	Missouri	1972
	107	Scott Burk	So.	Nebraska	1975
20.	106	Taylor Cornelius	RSr.	West Virginia	2018
21.	104	Brent Blackman	Jr.	Kansas	1972
22.	102	Bob Cook	Sr.	Missouri	1950
23.	101	Brent Blackman	Sr.	UT-Arlington	1973

100-yard Rushing Duo - Same Game (38)

Jim Spavital (120) and Bob Fenimore (178)
vs. TCU, 1945
Ken Roof (155) and John Grabko (133)
vs. Wichita State, 1949
Larry Gosney (128) and Jack Reynolds (104)
vs. Iowa State, 1967
Brent Blackman (173) and Fountain Smith (121)
vs. UT-Arlington, 1972
George Palmer (128) and Fountain Smith (116)
vs. Virginia Tech, 1972
George Palmer (109) and Brent Blackman (104)
vs. Kansas, 1972
George Palmer (116) and Fountain Smith (100)
vs. Kansas St., 1972
Terry Miller (128) and Ken Walker (120)
vs. Wichita State, 1974
Terry Miller (130) and Robert Turner (107)
vs. Arkansas, 1975
Terry Miller (112) and Robert Turner (103)
vs. Kansas, 1975
Robert Turner (148) and Terry Miller (120)
vs. Iowa State, 1975
Terry Miller (123) and Robert Turner (114)

vs. North Texas, 1976
Terry Miller (228) and Skip Taylor (106)
vs. Missouri, 1976
Charlie Weatherbie (180) and Terry Miller (110)
vs. UTEP, 1976
Terry Miller (160) and Harold Bailey (130)
vs. UTEP, 1977
Worley Taylor (116) and Terry Young (114)
vs. Kansas, 1979
Ernest Anderson (160) and Ken Zachary (104)
vs. Iowa State, 1982
Charles Crawford (137) and Shawn Jones (101)
vs. Arizona State, 1984
Thurman Thomas (130) and Barry Sanders (105)
vs. Kansas State, 1987
Thurman Thomas (202) and Barry Sanders (116)
vs. Kansas, 1987
Thurman Thomas (293) and Barry Sanders (122)
vs. Iowa State, 1987
Barry Sanders (312) and Gerald Hudson (121)
vs. Kansas, 1988
Gerald Hudson (148) and Vernon Brown (106)
vs. Wyoming, 1989
Andre Richardson (173) and David Thompson (158)
vs. Iowa State, 1996
Nathan Simmons (161) and Tony Lindsay (158)
vs. Louisiana, 1998
Nathan Simmons (148) and Jamaal Fobbs (104)
vs. Mississippi State, 1998
Dantrell Savage (124) and Zac Robinson (109)
vs. Kansas State, 2007
Zac Robinson (144) and Dantrell Savage (109)
vs. Baylor, 2007
Kendall Hunter (169) and Keith Toston (114)
vs. Troy, 2008
Joseph Randle (152) and Herschel Sims (104)
vs. Baylor, 2011
Joseph Randle (151) and Jeremy Smith (119)
vs. Oklahoma, 2011
Joseph Randle (107) and Desmond Roland (104)
vs. Savannah State, 2012
J.W. Walsh (125) and Jeremy Smith (102)
vs. Mississippi State, 2013
Justice Hill (154) and Chris Carson (146)
at TCU, 2016
Justice Hill (122) and LD Brown (110)
vs. Missouri State, 2018
Chuba Hubbard (134) and Taylor Cornelius (106)
vs. West Virginia, 2018
Chuba Hubbard (221) and Spencer Sanders (109)
at Oregon State, 2019
Chuba Hubbard (121) and Spencer Sanders (109)
at Texas, 2019
LD Brown (103) and Chuba Hubbard (101)
vs. West Virginia, 2020
Dominic Richardson (134) and Jaylen Warren (113)
vs. TCU, 2021

100-yard Rushing Trio - Same Game (2)

Dantrell Savage (130), Zac Robinson (116) and Kendall Hunter (113) vs. Texas Tech, 2007
Keith Toston (148), Beau Johnson (138) and Kendall Hunter (132) vs. Missouri State, 2008



100-Yard Receiving Games

1944	108 Cecil Hankins	Sr. HB	vs. West Texas	1989	208 Curtis Mayfield	Jr. WR	vs. Nebraska	2007	135 Adarius Bowman	Sr. WR	vs. Florida Atlantic	
	110 Cecil Hankins	Sr. HB	vs. Denver		153 Curtis Mayfield	Jr. WR	vs. Colorado		141 Adarius Bowman	Sr. WR	vs. Sam Houston State	
	141 Cecil Hankins	Sr. HB	vs. Tulsa	1990	110 Curtis Mayfield	Sr. WR	vs. Florida		142 Adarius Bowman	Sr. WR	vs. Texas A&M	
	114 Neill Armstrong	So. E	vs. Norman Navy		117 Curtis Mayfield	Sr. WR	vs. Northern Iowa		100 Adarius Bowman	Sr. WR	vs. Nebraska	
1946	120 Neill Armstrong	Jr. E	vs. Tulsa		100 Curtis Mayfield	Sr. WR	vs. TCU		108 Adarius Bowman	Sr. WR	vs. Texas	
1949	120 Don VanPool	Sr. E	vs. TCU		113 Gerald Hudson	Sr. RB	vs. Kansas		155 Dez Bryant	Fr. WR	vs. Kansas	
	178 Alex Loyd	Sr. E	vs. Kansas	1991	109 Robert Kirksey	Sr. WR	vs. Nebraska		117 Dez Bryant	Fr. WR	vs. Indiana	
1951	103 George Wooden	Sr. E	vs. Missouri		134 Bert Milliner	Jr. WR	vs. Iowa State	2008	236 Dez Bryant	So. WR	vs. Houston	
1963	105 Jack Jacobson	Jr. E	vs. Nebraska		130 Robert Kirksey	Sr. WR	vs. Kansas State		118 Dez Bryant	So. WR	vs. Troy	
1967	117 Terry Brown	Jr. HB	vs. Missouri	1992	111 Rafael Denson	So. RB	vs. Missouri		106 Dez Bryant	So. WR	vs. Texas A&M	
1968	127 Terry Brown	Sr. HB	vs. Kansas		131 Shannon Culver	Jr. WR	vs. Kansas		212 Dez Bryant	So. WR	vs. Baylor	
	110 Terry Brown	Sr. HB	vs. Nebraska	1993	105 Shannon Culver	Sr. WR	vs. Arizona State		171 Dez Bryant	So. WR	vs. Iowa State	
1969	104 Bobby Cole	So. TB	vs. Kansas		1994	113 Rafael Denson	Sr. WR	vs. North Texas	167 Dez Bryant	So. WR	vs. Oregon	
	179 Hermann Eben	Jr. SE	vs. Kansas State		106 Rafael Denson	Sr. WR	vs. Iowa State	2009	161 Dez Bryant	Jr. WR	vs. Rice	
	181 Hermann Eben	Jr. SE	vs. Oklahoma		106 Rafael Denson	Sr. WR	vs. Colorado		119 Hubert Anyiam	So. WR	vs. Missouri	
1970	115 Hermann Eben	Sr. SE	vs. Arkansas	1995	125 Alonzo Mayes	So. TE	vs. Kansas	2010	125 Justin Blackmon	So. WR	vs. Washington St.	
	126 Hermann Eben	Sr. SE	vs. Missouri	1996	149 Alonzo Mayes	Jr. TE	vs. Missouri		132 Justin Blackmon	So. WR	vs. Troy	
	149 Dick Graham	Jr. FL	vs. Nebraska	1997	126 Alonzo Mayes	Sr. TE	vs. Missouri		114 Josh Cooper	Jr. WR	vs. Troy	
	104 Hermann Eben	Sr. SE	vs. Kansas State	1998	106 Terance Richardson	Sr. WR	vs. Mississippi State		174 Justin Blackmon	So. WR	vs. Tulsa	
	142 Hermann Eben	Sr. SE	vs. Oklahoma		106 Ethan Howell	Jr. WR	vs. Texas		127 Justin Blackmon	So. WR	vs. Texas A&M	
1971	140 Dick Graham	Sr. FL	vs. Mississippi State		104 Marcellus Rivers	RFr. TE	vs. Texas		190 Justin Blackmon	So. WR	vs. Louisiana	
1973	101 Reuben Gant	Sr. TE	vs. Kansas State	1999	107 Ethan Howell	Sr. WR	vs. Tulsa		207 Justin Blackmon	So. WR	vs. Texas Tech	
1975	114 Sam Lisle	Jr. SE	vs. Wichita State	2001	139 Rashaun Woods	So. WR	vs. Southern Miss		157 Justin Blackmon	So. WR	vs. Nebraska	
1980	125 Mel Campbell	Sr. SE	vs. Washington		111 Terrance Davis-Bryant	Sr. WR	vs. Iowa State		103 Josh Cooper	Jr. WR	vs. Nebraska	
1981	130 Mark Cromer	Jr. SE	vs. Tulsa		109 Rashaun Woods	So. WR	vs. Colorado		173 Justin Blackmon	So. WR	vs. Baylor	
1982	103 Terry Young	Sr. WR	vs. Tulsa		109 Rashaun Woods	So. WR	vs. Texas Tech		101 Bo Bowling	Sr. WR	vs. Baylor	
	112 Terry Young	Sr. WR	vs. Colorado		129 Rashaun Woods	So. WR	vs. Oklahoma		145 Justin Blackmon	So. WR	vs. Texas	
1983	107 Jamie Harris	Jr. WR	vs. Texas A&M	2002	126 Rashaun Woods	Jr. WR	vs. Louisiana Tech		130 Justin Blackmon	So. WR	vs. Kansas	
1984	104 Bobby Riley	So. WR	vs. Kansas		175 Rashaun Woods	Jr. WR	vs. Northern Iowa		105 Justin Blackmon	So. WR	vs. Oklahoma	
	141 Jamie Harris	Jr. WR	vs. Missouri		143 Rashaun Woods	Jr. WR	vs. UCLA		117 Justin Blackmon	So. WR	vs. Arizona	
1985	131 Bobby Riley	Jr. WR	vs. Nebraska		113 John Lewis	Sr. WR	vs. UCLA	2011	144 Justin Blackmon	Jr. WR	vs. Louisiana	
	115 Bobby Riley	Jr. WR	vs. Kansas State		134 Rashaun Woods	Jr. WR	vs. Nebraska		112 Tracy Moore	Jr. WR	vs. Louisiana	
	117 Bobby Riley	Jr. WR	vs. Missouri		111 Rashaun Woods	Jr. WR	vs. Texas Tech		128 Justin Blackmon	Jr. WR	vs. Arizona	
	104 Hart Lee Dykes	Fr. WR	vs. Florida State		171 Rashaun Woods	Jr. WR	vs. Kansas		123 Josh Cooper	Sr. WR	vs. Texas A&M	
1986	121 Hart Lee Dykes	So. WR	vs. Louisiana		134 Rashaun Woods	Jr. WR	vs. Baylor		121 Justin Blackmon	Jr. WR	vs. Texas A&M	
	121 Hart Lee Dykes	So. WR	vs. Kansas State		226 Rashaun Woods	Jr. WR	vs. Oklahoma		172 Justin Blackmon	Jr. WR	vs. Baylor	
	131 Hart Lee Dykes	So. WR	vs. Iowa State		164 Rashaun Woods	Jr. WR	vs. Southern Miss		205 Justin Blackmon	Jr. WR	vs. Kansas State	
1987	100 Hart Lee Dykes	Jr. WR	vs. Tulsa	2003	152 Rashaun Woods	Sr. WR	vs. Wyoming		146 Tracy Moore	Jr. WR	vs. Kansas State	
	154 Hart Lee Dykes	Jr. WR	vs. Wyoming		232 Rashaun Woods	Sr. WR	vs. SMU		106 Josh Cooper	Sr. WR	vs. Texas Tech	
	114 Hart Lee Dykes	Jr. WR	vs. Colorado		118 Rashaun Woods	Sr. WR	vs. Kansas State		103 Justin Blackmon	Jr. WR	vs. Texas Tech	
	113 Hart Lee Dykes	Jr. WR	vs. Nebraska		147 Rashaun Woods	Sr. WR	vs. Texas Tech		128 Josh Cooper	Sr. WR	vs. Iowa State	
	107 Hart Lee Dykes	Jr. WR	vs. Missouri		109 Rashaun Woods	Sr. WR	vs. Texas A&M		186 Justin Blackmon	Jr. WR	vs. Stanford	
1988	175 Hart Lee Dykes	Sr. WR	vs. Miami (Ohio)		125 Rashaun Woods	Sr. WR	vs. Baylor	2012	106 Tracy Moore	Sr. WR	at Arizona	
	122 Hart Lee Dykes	Sr. WR	vs. Texas A&M		223 Rashaun Woods	Sr. WR	vs. Ole Miss		105 Blake Jackson	Jr. TE	at Arizona	
	125 Hart Lee Dykes	Sr. WR	vs. Nebraska	2004	128 D'Juan Woods	So. WR	vs. Oklahoma		112 Blake Jackson	Jr. TE	vs. Louisiana	
	135 Hart Lee Dykes	Sr. WR	vs. Missouri		2005	108 D'Juan Woods	Jr. WR	vs. Arkansas State		104 Josh Stewart	So. WR	vs. Louisiana
	127 Hart Lee Dykes	Sr. WR	vs. Kansas State		125 D'Juan Woods	Jr. WR	vs. Missouri		129 Charlie Moore	Jr. WR	vs. Iowa State	
	123 Hart Lee Dykes	Sr. WR	vs. Oklahoma		186 D'Juan Woods	Jr. WR	at Baylor		120 Josh Stewart	So. WR	vs. TCU	
	152 Hart Lee Dykes	Sr. WR	vs. Kansas	2006	166 Adarius Bowman	Jr. WR	at Houston		135 Charlie Moore	Jr. WR	at Kansas State	
	112 Hart Lee Dykes	Sr. WR	vs. Texas Tech		300 Adarius Bowman	Jr. WR	at Kansas		172 Josh Stewart	So. WR	vs. West Virginia	
	163 Hart Lee Dykes	Sr. WR	vs. Wyoming						174 Isaiah Anderson	Sr. WR	vs. Texas Tech	



100-Yard Receiving Games

2015	145	David Glidden	Sr.	WR	vs. Central Arkansas
	101	Marcell Ateman	Jr.	WR	vs. Kansas State
	100	James Washington	So.	WR	vs. Kansas State
	103	James Washington	So.	WR	vs. Kansas
	200	James Washington	So.	WR	at Texas Tech
	184	James Washington	So.	WR	vs. TCU
	132	Marcell Ateman	Jr.	WR	at Iowa State
	169	James Washington	So.	WR	vs. Oklahoma

2016	103	Jalen McCleskey	So.	WR	vs. Central Michigan
	296	James Washington	Jr.	WR	vs. Pittsburgh
	129	Jhajuan Seales	Sr.	WR	vs. Pittsburgh
	109	Jalen McCleskey	So.	WR	vs. Texas
	152	James Washington	Jr.	WR	vs. Iowa State
	129	Jalen McCleskey	So.	WR	at Kansas
	117	James Washington	Jr.	WR	vs. West Virginia
	117	James Washington	Jr.	WR	at Kansas State
	158	James Washington	Jr.	WR	vs. Texas Tech
	100	Chris Lacy	Jr.	WR	vs. Texas Tech
	109	Chris Lacy	Jr.	WR	at TCU
	171	James Washington	Jr.	WR	vs. Colorado

2017	145	James Washington	Sr.	WR	vs. Tulsa
	124	James Washington	Sr.	WR	at Pittsburgh
	109	Marcell Ateman	Sr.	WR	at Pittsburgh
	162	Jalen McCleskey	Jr.	WR	at Pittsburgh
	100	Dillon Stoner	RFr.	WR	at Pittsburgh
	153	James Washington	Sr.	WR	vs. TCU
	100	Marcell Ateman	Sr.	WR	vs. TCU
	127	James Washington	Sr.	WR	at Texas Tech
	114	Marcell Ateman	Sr.	WR	at Texas Tech
	235	James Washington	Sr.	WR	vs. Baylor
	119	Marcell Ateman	Sr.	WR	vs. Baylor
	128	James Washington	Sr.	WR	vs. Oklahoma
	118	Tyron Johnson	So.	WR	vs. Oklahoma
	109	Jalen McCleskey	Jr.	WR	at Iowa State
	159	James Washington	Sr.	WR	vs. Kansas State
	113	Marcell Ateman	Sr.	WR	vs. Kansas State
	106	James Washington	Sr.	WR	vs. Kansas
	107	Marcell Ateman	Sr.	WR	vs. Kansas
	113	Dillon Stoner	RFr.	WR	vs. Kansas
	126	James Washington	Sr.	WR	vs. Virginia Tech
	107	Marcell Ateman	Sr.	WR	vs. Virginia Tech

2018	166	Tylan Wallace	So.	WR	vs. South Alabama
	137	Tyron Johnson	RJr.	WR	vs. South Alabama
	105	Tylan Wallace	So.	WR	vs. Boise State
	123	Tylan Wallace	So.	WR	vs. Texas Tech
	104	Tylan Wallace	So.	WR	at Kansas
	116	Landon Wolf	RSo.	WR	at Kansas
	222	Tylan Wallace	So.	WR	vs. Texas
	122	Tylan Wallace	So.	WR	at Baylor
	220	Tylan Wallace	So.	WR	at Oklahoma
	128	Tyron Johnson	RJr.	WR	at Oklahoma
	127	Dillon Stoner	RSo.	WR	vs. West Virginia
	141	Tyron Johnson	RJr.	WR	vs. Missouri

2019	180	Tylan Wallace	Jr.	WR	vs. McNeese
	118	Tylan Wallace	Jr.	WR	at Tulsa
	145	Tylan Wallace	Jr.	WR	vs. Kansas State
	131	Tylan Wallace	Jr.	WR	at Iowa State
	150	Tylan Wallace	Jr.	WR	vs. Kansas
	124	Braydon Johnson	So.	WR	vs. Texas A&M

2020	148	Tylan Wallace	Sr.	WR	at Kansas
	187	Tylan Wallace	Sr.	WR	vs. Texas
	129	Tylan Wallace	Sr.	WR	vs. Texas Tech
	247	Dillon Stoner	Sr.	WR	at Baylor
	118	Brennan Presley	Fr.	WR	vs. Miami (Fla.)

2021	107	Tay Martin	Sr.	WR	vs. Missouri State
	100	Tay Martin	Sr.	WR	vs. Kansas State
	110	Tay Martin	Sr.	WR	vs. Baylor
	130	Tay Martin	Sr.	WR	at Texas Tech
	137	Brennan Presley	So.	WR	vs. Notre Dame
	104	Tay Martin	Sr.	WR	vs. Notre Dame

2022	133	Braydon Johnson	*Rsr.	WR	vs. Central Michigan
	115	Bryson Green	So.	WR	vs. Texas Tech
	133	Bryson Green	So.	WR	vs. Texas
	105	Bryson Green	So.	WR	at Kansas
	118	Brennan Presley	Jr.	WR	at Oklahoma
	109	Braydon Johnson	*Rsr.	WR	at Oklahoma

Most 100-yard Receiving Games in a Season

1.	12	Justin Blackmon	2010
2.	9	James Washington	2017
	9	Hart Lee Dykes	1988
	9	Rashaun Woods	2002
5.	7	Tylan Wallace	2018
	7	Marcell Ateman	2017
	7	Justin Blackmon	2011
	7	Rashaun Woods	2003
9.	6	James Washington	2016
	6	Dez Bryant	2008

Most 100-yard Receiving Games in a Career

1.	21	James Washington	2014-17
2.	20	Rashaun Woods	2000-03
3.	19	Justin Blackmon	2009-11
4.	18	Hart Lee Dykes	1985-88
5.	15	Tylan Wallace	2017-20
6.	10	Marcell Ateman	2014-17
7.	9	Dez Bryant	2007-09
8.	7	Josh Stewart	2011-13
	7	Adarius Bowman	2006-07
10.	6	Hermann Eben	1968-70

Most Consecutive 100-yard Receiving Games

1.	14	Justin Blackmon	Sept. 4, 2010-Sept. 8, 2011
2.	5	Rashaun Woods	Nov. 9-Dec. 27, 2002
	5	Hart Lee Dykes	Oct. 15-Nov. 12, 1988
4.	4	Tylan Wallace	Sept. 8-Sept. 29, 2018
	4	James Washington	Sept. 16-Oct. 14, 2017
	4	Marcell Ateman	Sept. 16-Oct. 14, 2017
	4	Rashaun Woods	Nov. 24, 2001-Sept. 14, 2002
8.	3	Tylan Wallace	Oct. 27-Nov. 10, 2018
	3	James Washington	Nov. 18-Dec. 28, 2017
	3	Marcell Ateman	Nov. 18-Dec. 28, 2017
	3	James Washington	Oct. 29-Nov. 12, 2016
	3	James Washington	Oct. 24-Nov. 7, 2015
	3	Justin Blackmon	Oct. 29-Nov. 12, 2011
	3	Curtis Mayfield	Sept. 9-Sept. 22, 1990
	3	Cecil Hankins	Oct. 21-Nov 4, 1944

Freshman 100-yard Receiving Games

1.	155	Dez Bryant vs. Kansas	2007	Fr.
2.	118	Brennan Presley vs. Miami (Fla.)	2020	Fr.
3.	117	Dez Bryant vs. Indiana	2007	Fr.
4.	114	James Washington at Baylor	2014	Fr.
5.	113	Dillon Stoner vs. Kansas	2017	RFr.
6.	104	Marcellus Rivers vs. Texas	1998	RFr.
	104	Hart Lee Dykes vs. Florida St.	1985	Fr.
8.	100	Dillon Stoner at Pittsburgh	2017	RFr.

100-yard Receiving Duos, Same Game

1.	Ethan Howell (106) and Marcellus Rivers (104)	vs. Texas, 1998
2.	Rashaun Woods (143) and Jon Lewis (113)	vs. UCLA, 2002
3.	Justin Blackmon (132) and Josh Cooper (114)	vs. Troy, 2010
4.	Justin Blackmon (157) and Josh Cooper (103)	vs. Nebraska, 2010
5.	Justin Blackmon (173) and Bo Bowling (101)	vs. Baylor, 2010
6.	Justin Blackmon (144) and Tracy Moore (112)	vs. Louisiana, 2011
7.	Josh Cooper (123) and Justin Blackmon (121)	vs. Texas A&M, 2011
8.	Justin Blackmon (205) and Tracy Moore (146)	vs. Kansas State, 2011
9.	Josh Cooper (106) and Justin Blackmon (103)	vs. Texas Tech, 2011
10.	Tracy Moore (106) and Blake Jackson (105)	at Arizona, 2010
11.	Blake Jackson (112) and Josh Stewart (104)	vs. Iowa State, 2012
12.	Marcell Ateman (101) and James Washington (100)	vs. Kansas State, 2015
13.	James Washington (296) and Jhajuan Seales (129)	vs. Pittsburgh, 2016
14.	James Washington (158) and Chris Lacy (100)	vs. Texas Tech, 2016
15.	Jalen McCleskey (162), James Washington (124), Marcell Ateman (109) and Dillon Stoner (100)	at Pittsburgh, 2017
16.	James Washington (153) and Marcell Ateman (100)	vs. TCU, 2017
17.	James Washington (127) and Marcell Ateman (114)	at Texas Tech, 2017
18.	James Washington (235) and Marcell Ateman (119)	vs. Baylor, 2017
19.	James Washington (128) and Tyron Johnson (118)	vs. Oklahoma, 2017
20.	James Washington (159) and Marcell Ateman (113)	vs. Kansas State, 2017
21.	Dillon Stoner (113), Marcell Ateman (107) and James Washington (106)	vs. Kansas, 2017
22.	James Washington (126) and Marcell Ateman (107)	vs. Virginia Tech, 2017
23.	Tylan Wallace (166) and Tyron Johnson (137)	vs. South Alabama, 2018
24.	Landon Wolf (116) and Tylan Wallace (104)	at Kansas, 2018
25.	Tylan Wallace (220) and Tyron Johnson (128)	at Oklahoma, 2018
26.	Brennan Presley (137) and Tay Martin (104)	vs. Notre Dame, 2021
27.	Brennan Presley (118) and Braydon Johnson (109)	at Oklahoma, 2022



300-Yard Passing Games

300-Yard Passing Games

1970	329	Tony Pounds	Jr.	vs. Nebraska
1985	363	Ronnie Williams	So.	vs. Nebraska
1987	325	Mike Gundy	So.	vs. Wyoming
1989	429	Mike Gundy	Sr.	vs. Kansas
	315	Mike Gundy	Sr.	vs. Iowa State
2000	328	Aso Pogi	Fr.	vs. Iowa State
	313	Aso Pogi	Fr.	vs. Colorado
2002	354	Josh Fields	So.	vs. Kansas
	357	Josh Fields	So.	vs. Oklahoma
	310	Josh Fields	So.	vs. Southern Miss
2003	320	Josh Fields	Jr.	vs. Texas Tech
	307	Josh Fields	Jr.	vs. Ole Miss
2005	351	Al Peña	Jr.	vs. Baylor
2006	411	Bobby Reid	So.	vs. Kansas
2007	430	Zac Robinson	So.	vs. Texas
	302	Zac Robinson	So.	vs. Indiana
2008	320	Zac Robinson	Jr.	vs. Houston
	395	Zac Robinson	Jr.	vs. Iowa State
	329	Zac Robinson	Jr.	vs. Oregon
2010	348	Brandon Weeden	Jr.	vs. Troy
	409	Brandon Weeden	Jr.	vs. Tulsa
	351	Brandon Weeden	Jr.	vs. Louisiana
	356	Brandon Weeden	Jr.	vs. Texas Tech
	435	Brandon Weeden	Jr.	vs. Baylor
	409	Brandon Weeden	Jr.	vs. Texas
	389	Brandon Weeden	Jr.	vs. Kansas
2011	388	Brandon Weeden	Sr.	vs. Louisiana
	397	Brandon Weeden	Sr.	vs. Arizona
	369	Brandon Weeden	Sr.	vs. Tulsa
	438	Brandon Weeden	Sr.	vs. Texas A&M
	338	Brandon Weeden	Sr.	vs. Missouri
	502	Brandon Weeden	Sr.	vs. Kansas State
	423	Brandon Weeden	Sr.	vs. Texas Tech
	476	Brandon Weeden	Sr.	vs. Iowa State
	399	Brandon Weeden	Sr.	vs. Stanford
2012	436	Wes Lunt	Fr.	at Arizona
	347	J.W. Walsh	RFr.	vs. Louisiana
	301	J.W. Walsh	RFr.	vs. Texas
	415	J.W. Walsh	RFr.	vs. Iowa State
	324	Wes Lunt	Fr.	vs. TCU
	333	Clint Chelf	Jr.	at Baylor
2013	326	J.W. Walsh	So.	at UTSA
	322	J.W. Walsh	So.	at West Virginia
	370	Clint Chelf	Sr.	vs. Baylor
	377	Clint Chelf	Sr.	vs. Missouri
2014	315	Daxx Garman	Jr.	vs. UTSA
	370	Daxx Garman	Jr.	vs. Texas Tech
2015	401	Mason Rudolph	So.	vs. Central Arkansas
	437	Mason Rudolph	So.	vs. Kansas State
	305	Mason Rudolph	So.	vs. Kansas
	352	Mason Rudolph	So.	vs. TCU
	327	Mason Rudolph	So.	at Iowa State
	430	Mason Rudolph	So.	vs. Baylor
	325	J.W. Walsh	Sr.	vs. Oklahoma

2016	540	Mason Rudolph	Jr.	vs. Pittsburgh
	392	Mason Rudolph	Jr.	vs. Texas
	351	Mason Rudolph	Jr.	vs. Iowa State
	457	Mason Rudolph	Jr.	vs. Kansas State
	395	Mason Rudolph	Jr.	vs. Texas Tech
	314	Mason Rudolph	Jr.	vs. Colorado
2017	303	Mason Rudolph	Sr.	vs. Tulsa
	335	Mason Rudolph	Sr.	at South Alabama
	497	Mason Rudolph	Sr.	at Pittsburgh
	398	Mason Rudolph	Sr.	vs. TCU
	376	Mason Rudolph	Sr.	at Texas Tech
	459	Mason Rudolph	Sr.	vs. Baylor
	448	Mason Rudolph	Sr.	vs. Oklahoma
	376	Mason Rudolph	Sr.	at Iowa State
	425	Mason Rudolph	Sr.	vs. Kansas State
	438	Mason Rudolph	Sr.	vs. Kansas
	351	Mason Rudolph	Sr.	vs. Virginia Tech
2018	300	Taylor Cornelius	RSr.	vs. Missouri State
	428	Taylor Cornelius	RSr.	vs. South Alabama
	312	Taylor Cornelius	RSr.	at Kansas
	321	Taylor Cornelius	RSr.	vs. Texas
	501	Taylor Cornelius	RSr.	at Oklahoma
	338	Taylor Cornelius	RSr.	vs. West Virginia
	336	Taylor Cornelius	RSr.	vs. Missouri
2020	400	Spencer Sanders	RSo.	vs. Texas
	347	Spencer Sanders	RSo.	at Baylor
	305	Spencer Sanders	RSo.	vs. Miami (Fla.)
2021	344	Spencer Sanders	RJr.	vs. Kansas State
	371	Spencer Sanders	RJr.	vs. Notre Dame
2022	406	Spencer Sanders	RSr.	vs. Central Michigan
	391	Spencer Sanders	RSr.	vs. Texas
	304	Garret Rangel	Fr.	at Kansas
	381	Spencer Sanders	RSr.	at Oklahoma

400-Yard Passing Games

1989	429	Mike Gundy	Sr.	vs. Kansas
2006	411	Bobby Reid	So.	vs. Kansas
2007	430	Zac Robinson	So.	vs. Texas
2010	409	Brandon Weeden	Jr.	vs. Tulsa
	435	Brandon Weeden	Jr.	vs. Baylor
	409	Brandon Weeden	Jr.	vs. Texas
2011	438	Brandon Weeden	Sr.	vs. Texas A&M
	502	Brandon Weeden	Sr.	vs. Kansas State
	423	Brandon Weeden	Sr.	vs. Texas Tech
	476	Brandon Weeden	Sr.	vs. Iowa State
2012	436	Wes Lunt	Fr.	at Arizona
2015	401	Mason Rudolph	So.	vs. Central Arkansas
	437	Mason Rudolph	So.	vs. Kansas State
	430	Mason Rudolph	So.	vs. Baylor
2016	540	Mason Rudolph	Jr.	vs. Pittsburgh
	457	Mason Rudolph	Jr.	vs. Kansas State
2017	497	Mason Rudolph	Sr.	at Pittsburgh
	459	Mason Rudolph	Sr.	vs. Baylor
	448	Mason Rudolph	Sr.	vs. Oklahoma
	425	Mason Rudolph	Sr.	vs. Kansas State
	438	Mason Rudolph	Sr.	vs. Kansas

2018	428	Taylor Cornelius	RSr.	vs. South Alabama
	501	Taylor Cornelius	RSr.	at Oklahoma
2020	400	Spencer Sanders	RSo.	vs. Texas
2022	406	Spencer Sanders	RSr.	vs. Central Michigan

500-Yard Passing Games

2011	502	Brandon Weeden	Sr.	vs. Kansas State
2016	540	Mason Rudolph	Jr.	vs. Pittsburgh
2018	501	Taylor Cornelius	RSr.	at Oklahoma

Most 300-yard Passing Games in a Season

1.	11	Mason Rudolph	2017
2.	9	Brandon Weeden	2011
3.	7	Brandon Weeden	2010
	7	Taylor Cornelius	2018
5.	6	Mason Rudolph	2015
6.	6	Mason Rudolph	2016
7.	3	Spencer Sanders	2022
	3	Spencer Sanders	2020
	3	J.W. Walsh	2012
	3	Zac Robinson	2008
	3	Josh Fields	2002

Most 300-yard Passing Games in a Career

1.	23	Mason Rudolph	2014-17
2.	16	Brandon Weeden	2008-11
3.	8	Spencer Sanders	2019-22
4.	7	Taylor Cornelius	2015-18
5.	5	J.W. Walsh	2012-15
	5	Josh Fields	2002-03
	5	Zac Robinson	2006-09
8.	3	Clint Chelf	2010-13
	3	Mike Gundy	1985-89
10.	2	Daxx Garman	2013-14
	2	Wes Lunt	2012
	2	Aso Pogi	2000-02

Most Consecutive 300-yard Passing Games

1.	6	Mason Rudolph	Aug. 31-Oct. 14, 2017
	6	Mason Rudolph	Nov. 4-Dec. 28, 2017
3.	4	Brandon Weeden	Sept. 3-Sept. 24, 2011
4.	3	Mason Rudolph	Nov. 7-Nov. 21, 2015
	3	Brandon Weeden	Nov. 5-Nov. 18, 2011
	3	Brandon Weeden	Nov. 6-Nov. 20, 2010
7.	2	Spencer Sanders	Dec. 12-Dec. 29, 2020
	2	Taylor Cornelius	Nov. 10-Nov. 17, 2018
	2	Taylor Cornelius	Aug. 30-Sept. 8, 2018
	2	Mason Rudolph	Oct. 1-Oct. 8, 2016
	2	Daxx Garman	Sept. 13-Sept. 25, 2014
	2	J.W. Walsh	Sept. 15-Sept. 29, 2012
	2	Brandon Weeden	Sept. 11-Sept. 18, 2010
	2	Brandon Weeden	Oct. 8-Oct. 16, 2010
	2	Josh Fields	Nov. 30-Dec. 27, 2002
	2	Aso Pogi	Oct. 14-Oct. 28, 2000

Freshman 300-yard Passing Games

1.	436	Wes Lunt	at Arizona	2012	Fr.
2.	415	J.W. Walsh	vs. Iowa State	2012	RFr.
3.	347	J.W. Walsh	vs. Louisiana	2012	RFr.
4.	328	Aso Pogi	vs. Iowa State	2000	Fr.
5.	324	Wes Lunt	vs. TCU	2012	Fr.
6.	313	Aso Pogi	vs. Colorado	2000	Fr.
7.	304	Garret Rangel	at Kansas	2022	Fr.
8.	301	J.W. Walsh	vs. Texas	2012	RFr.



All-Time Scores

Head Coach:

None

Five Seasons | 3-10-2 (.267)

1899 (0-1 overall; no conference affiliation)

11/1/1899 vs. Kingfisher* L 0-22 N
* in Guthrie, Okla.

1900 (1-0 overall; no conference affiliation)

12/10/1900 CENTRAL OKLAHOMA W 41-0 H

1901 (2-3 overall; no conference affiliation)

9/27/1901 at Kingfisher L 0-12 A
10/5/1901 Idle
10/12/1901 vs. Northwestern (Okla.)* W 17-0 N
10/19/1901 CHILOCCO INDIAN COLLEGE L 5-6 H
10/26/1901 Idle
11/2/1901 Idle
11/9/1901 Idle
11/15/1901 KINGFISHER L 5-11 H
11/23/1901 Idle
11/28/1901 PAWNEE INDIAN SCHOOL W 12-0 H 600
* in Perry, Okla.

1903 (0-0-2 overall; no conference affiliation)

11/2/1903 NORTHERN OKLA. COLLEGE T 0-0 H
11/7/1903 Idle
11/14/1903 Idle
11/21/1903 OKLA. STATE MILITARY INST. T 6-6 H
11/26/1903 SOUTHWESTERN (Kan.)* Idle H
* Scheduled game vs. Southwestern (Kan.) was canceled

1904 (0-6 overall; no conference affiliation)

10/3/1904 at Northern Okla. College L 0-6 A
10/10/1904 at Kingfisher L 0-11 A
10/15/1904 Idle
10/21/1904 CHILOCCO INDIAN COLLEGE L 0-17 H
10/29/1904 Idle
11/5/1904 vs. Oklahoma* L 0-75 N
11/12/1904 at Chilocco Indian College L 0-23 A
11/19/1904 Idle
11/24/1904 at Logan County HS* L 0-10 A
* in Guthrie, Okla.

Head Coach

Frank A. McCoy

One Year | 1-4-2 (.286)

1905 (1-4-2 overall; no conference affiliation)

9/30/1905 CHILOCCO INDIAN COLLEGE T 0-0 H
10/7/1905 at Chilocco Indian College L 0-34 A
10/14/1905 at Oklahoma City T 0-0 A
10/16/1905 at Central Oklahoma L 0-6 A
10/21/1905 Idle
10/30/1905 CENTRAL OKLAHOMA W 5-0 H
11/4/1905 Idle
11/10/1905 TULSA BUSINESSMEN L 5-6 H
11/18/1905 Idle
11/25/1905 Idle
11/30/1905 at Logan County HS L 11-17 A
* in Guthrie, Okla.

Head Coach

Boyd A. Hill

Two Years | 2-9-4 (.267)

1906 (1-4-2 overall; no conference affiliation)

10/6/1906 at Central Oklahoma L 2-10 A
10/12/1906 OKLAHOMA L 0-23 H
10/20/1906 CHILOCCO INDIAN COLLEGE L 5-26 H
10/27/1906 CENTRAL OKLAHOMA L 2-23 H
11/3/1906 Idle
11/10/1906 OKLAHOMA CITY T 6-6 H
11/17/1906 NORTHERN OKLA. COLLEGE W 11-4 H
11/24/1906 Idle
11/29/1906 KINGFISHER T 0-0 H

1907 (1-5-2 overall; no conference affiliation)

9/30/1907 at Northern Okla. College W 10-0 A
10/7/1907 SOUTHWESTERN (Kan.) L 2-6 H
10/14/1907 vs. Northwestern (Okla.)* L 0-8 N
10/19/1907 Idle
10/25/1907 CENTRAL OKLAHOMA T 0-0 H 400
11/2/1907 at Kingfisher* Idle A
11/9/1907 at Oklahoma L 0-67 A

11/16/1907 at Oklahoma City L 5-16 A
11/22/1907 KINGFISHER L 0-6 H 300
11/28/1907 at Central Oklahoma T 5-5 A
* in Enid, Okla. % Scheduled game vs. Kingfisher was canceled

Head Coach

Ed Parry

One Year | 4-4-0 (.500)

1908 (4-4 overall; no conference affiliation)

9/30/1908 at Central Oklahoma L 5-8 A
10/5/1908 OKLAHOMA L 0-18 H 1,000
10/13/1908 at Northwestern (Okla.) L 0-18 A
10/24/1908 Idle
10/27/1908 OKLAHOMA CITY W 18-0 H
11/7/1908 Idle
11/12/1908 at Southwestern (Kan.) W 6-0 A
11/14/1908 at Kansas State L 10-40 A
11/21/1908 CHILOCCO INDIAN COLLEGE W 30-0 H
11/26/1908 CENTRAL OKLAHOMA W 17-0 H

Head Coach

Paul J. Davis

Six Years | 28-16-1 (.633)

1909 (5-3 overall; no conference affiliation)

10/2/1909 OKLAHOMA HS (OKC) L 0-5 H
10/9/1909 Idle
10/15/1909 PHILLIPS W 6-0 H
10/22/1909 KINGFISHER W 5-0 H
10/29/1909 at Northwestern (Okla.) W 5-0 A
11/5/1909 at Southeastern (Okla.) W 6-0 A
11/13/1909 at Kansas State L 0-9 A
11/19/1909 SOUTHWESTERN (Kan.) L 0-12 H
11/24/1909 at Central Oklahoma W 27-0 A

1910 (3-4 overall; no conference affiliation)

10/14/1910 KINGFISHER W 35-0 H
10/21/1910 at Oklahoma L 0-12 A
10/29/1910 at Southwestern (Kan.) L 0-5 A
11/4/1910 at Phillips L 9-14 A
11/11/1910 at Oklahoma City L 0-15 A
11/19/1910 SOUTHWESTERN (Okla.) W 42-0 H
11/24/1910 CENTRAL OKLAHOMA W 52-0 H

1911 (5-2 overall; no conference affiliation)

10/6/1911 BLACKWELL COLLEGE W 30-5 H
10/14/1911 CENTRAL OKLAHOMA W 46-5 H
10/20/1911 OKLAHOMA L 0-22 H
10/28/1911 KINGFISHER W 84-0 H
11/4/1911 Idle
11/13/1911 SOUTHWESTERN (Kan.) W 61-16 H
11/18/1911 Idle
11/24/1911 at Kansas State L 0-11 A
11/30/1911 at Oklahoma Methodist W 30-0 A

1912 (5-2 overall; no conference affiliation)

10/4/1912 CENTRAL OKLAHOMA W 81-0 H
10/11/1912 BLACKWELL COLLEGE W 79-0 H
10/19/1912 at Arkansas W 13-7 A
10/26/1912 Idle
11/1/1912 BAKER (Kan.) W 35-13 H
11/9/1912 OKLAHOMA METHODIST W 90-0 H
11/16/1912 at Oklahoma L 0-16 A
11/28/1912 at Missouri-Rolla L 7-13 A 2,000

1913 (4-3 overall; no conference affiliation)

10/10/1913 PHILLIPS W 112-3 H
10/18/1913 at Arkansas L 0-3 A
10/24/1913 WASHBURN W 3-0 H
11/1/1913 Idle
11/10/1913 TEXAS A&M W 3-0 H
11/15/1913 NORTHERN OKLA. COLLEGE W 47-0 H
11/21/1913 OKLAHOMA L 0-7 H 2,000
11/27/1913 vs. Missouri-Rolla* L 0-14 N 1,000
* in Muskogee, Okla.

1914 (6-2-1 overall; no conference affiliation)

10/9/1914 PHILLIPS W 134-0 H
10/16/1914 TULSA W 13-6 H
10/23/1914 at Northern Okla. College W 48-0 A
10/26/1914 BAYLOR W 60-0 H
10/30/1914 ARKANSAS W 46-0 H
11/6/1914 at Oklahoma L 6-28 A
11/14/1914 at Rice T 13-13 A
11/17/1914 at Texas A&M L 0-24 A
11/26/1914 vs. Colorado State* W 7-0 N
* in Oklahoma City, Okla.



Head Coach

John G. Griffith

Two Years | 8-9-1 (.492)

1915 (4-5-1 overall; 0-3 Southwest Conference/T-Seventh Place)

10/2/1915 at Missouri L 6-13 A
10/8/1915 FRIENDS COLLEGE W 6-0 H
10/15/1915 TULSA T 0-0 H
10/23/1915 vs. Arkansas* * L 9-14 N
10/29/1915 BAKER (Kan.) W 30-7 H
11/5/1915 at Northwestern (Okla.) W 77-0 A
11/13/1915 at Baylor * L 6-12 A
11/16/1915 at TCU W 13-0 A
11/19/1915 HASKELL INSTITUTE L 7-21 H
11/25/1915 vs. Oklahoma* * L 7-26 N 7,000
* in Fort Smith, Ark. % in Oklahoma City, Okla.

1916 (4-4 overall; 0-3 Southwest Conference/T-Fifth Place)

10/7/1916 NORTHWESTERN (Okla.) W 90-0 H
10/13/1916 vs. Texas* * L 6-14 N 6,000
10/21/1916 SOUTHWESTERN (Okla.) W 117-0 H
10/28/1916 CENTRAL MISSOURI STATE W 16-7 H
11/4/1916 at Tulsa L 13-17 A
11/11/1916 at Central Oklahoma W 34-6 A
11/18/1916 BAYLOR * L 7-10 H
11/25/1916 Idle
11/30/1916 vs. Oklahoma* * L 7-41 N
% in San Antonio, Texas * in Oklahoma City, Okla.



Head Coach

Earl Pritchard

Two Years | 8-7-0 (.533)

1917 (4-5 overall; 1-2 Southwest Conference/T-Fifth Place)

10/6/1917 at Kansas State L 0-23 A
10/13/1917 at Phillips L 0-6 A
10/20/1917 at Baylor * L 0-17 A
10/27/1917 CENTRAL MISSOURI STATE W 27-0 H
11/3/1917 CENTRAL OKLAHOMA W 13-0 H
11/10/1917 at Texas * L 3-7 A
11/17/1917 TULSA W 41-2 H
11/24/1917 at Camp MacArthur (Texas) L 0-39 A
11/29/1917 vs. Oklahoma* * W 9-0 N 5,000
* in Oklahoma City, Okla.

1918 (4-2 overall; 0-2 Southwest Conference/T-Sixth Place)

10/5/1918 HASKELL INSTITUTE W 19-6 H
10/12/1918 Idle
10/19/1918 Idle
10/26/1918 Idle
11/2/1918 CENTRAL OKLAHOMA W 26-6 H
11/9/1918 at Texas * L 5-27 A
11/16/1918 WICHITA STATE W 26-7 H
11/23/1918 at Tulsa W 34-0 A
11/28/1918 vs. Oklahoma* * L 0-27 N 3,000
* in Oklahoma City, Okla.



Head Coach

James E. Pixlee

Two Years | 3-10-3 (.281)

1919 (3-3-2 overall; 0-2 Southwest Conference/Eighth Place)

10/4/1919 SOUTHWESTERN (Okla.) W 37-0 H
10/11/1919 HASKELL INSTITUTE L 3-12 H
10/17/1919 at TCU W 14-7 A
10/25/1919 Idle
10/31/1919 at Texas A&M * L 0-28 A
11/8/1919 CENTRAL OKLAHOMA W 52-0 H 3,000
11/14/1919 PHILLIPS T 7-7 H
11/21/1919 TULSA T 7-7 H 5,000
11/27/1919 vs. Oklahoma* * L 6-33 N
* in Oklahoma City, Okla.

1920 (0-7-1 overall; 0-3 Southwest Conference/T-Seventh Place)

10/2/1920 SOUTHWESTERN (Kan.) T 7-7 H
10/9/1920 TULSA L 14-20 H
10/16/1920 at Texas * L 0-21 A
10/22/1920 BAYLOR * L 0-7 H
10/30/1920 TEXAS A&M (HC) W 1-35 H
11/6/1920 Idle
11/13/1920 OKLAHOMA L 0-36 H
11/20/1920 HASKELL INSTITUTE L 7-33 H
11/25/1920 vs. Colorado* * L 7-40 N
* in Oklahoma City, Okla.



All-Time Scores



Head Coach
John Maulbetsch
Eight Years | 28-37-6 (.437)

1921 (5-4-1 overall; 1-1 Southwest Conference/T-Fourth Place)

9/24/1921	SOUTHWESTERN (Okla.)	W	53-0	H
10/1/1921	at Missouri	L	0-36	A
10/8/1921	TCU	W	28-21	H
10/15/1921	at Oklahoma	L	0-6	A
10/22/1921	ARKANSAS	* W	7-0	H
10/29/1921	at Texas A&M	* L	7-23	A
11/5/1921	EMPORIA STATE	T	7-7	H
11/12/1921	at Creighton	L	13-26	A
11/19/1921	at Phillips	W	7-6	A
11/26/1921	WASHBURN (HC)	W	13-0	H

1922 (5-4-1 overall; 2-3 Southwest Conference/Fifth Place)

9/30/1922	NORTHWESTERN (Okla.)	W	49-0	H
10/7/1922	CENTRAL OKLAHOMA	W	17-0	H
10/14/1922	at Texas	* L	7-19	A
10/21/1922	RICE	* W	21-0	H
10/28/1922	at SMU	* L	6-32	A
11/4/1922	at TCU	L	14-22	A
11/11/1922	TULSA (win by forfeit)	W	1-0	H
11/18/1922	BAYLOR	* L	0-10	H
11/24/1922	OKLAHOMA (HC)	T	3-3	H
11/30/1922	vs. Arkansas*	* W	13-0	N

* in Fort Smith, Ark.

1923 (2-8 overall; 1-3 Southwest Conference/Sixth Place)

9/29/1923	at Iowa	L	0-20	A
10/6/1923	TCU	* L	6-7	H
10/13/1923	at Kansas	L	0-9	A
10/20/1923	at Rice	* W	13-0	A
10/27/1923	at Oklahoma	L	0-12	A
11/3/1923	PHILLIPS	W	13-0	H
11/10/1923	CENTRAL OKLAHOMA	L	6-14	H
11/17/1923	at SMU	* L	0-9	A
11/24/1923	CREIGHTON (HC)	L	2-13	H
12/1/1923	vs. Arkansas	* L	0-13	N

* in Fort Smith, Ark.

1924 (6-1-2 overall; 1-1-1 Southwest Conference/T-Third)

9/27/1924	SOUTHWESTERN (Okla.)	W	9-0	H
10/4/1924	at Kansas	W	3-0	A
10/11/1924	at TCU	* L	10-17	A
10/18/1924	MISSOURI-ROLLA	W	23-0	H
10/25/1924	PHILLIPS	W	13-0	H
11/1/1924	OKLAHOMA (HC)	W	6-0	H
11/8/1924	at Creighton	T	20-20	A
11/15/1924	Idle			
11/22/1924	ARKANSAS	* W	20-0	H
11/29/1924	at SMU	* T	13-13	A

1925 (2-5-1 overall; 0-3-1 Missouri Valley/Tenth place)

10/3/1925	at Kansas	* L	3-13	A
10/10/1925	EMPORIA STATE	L	0-21	H
10/17/1925	at Washington (Mo.)	* T	0-0	A
10/24/1925	TCU	W	22-7	H
10/31/1925	GRINNELL (HC)	* L	0-28	H
11/7/1925	SOUTHWESTERN (Okla.)	W	9-2	H
11/14/1925	Idle			
11/21/1925	at Arkansas	L	7-9	A
11/26/1925	at Oklahoma	* L	0-35	A

1926 (3-4-1 overall; 3-0-1 Missouri Valley/First Place)

10/2/1926	at Michigan	L	3-42	A
10/9/1926	at Iowa State	* W	13-0	A
10/16/1926	at Tulsa	L	0-28	A
10/23/1926	at TCU	L	0-3	A
10/30/1926	Idle			
11/6/1926	WASHINGTON (Mo.)	* W	37-3	H
11/13/1926	GRINNELL	* W	10-0	H
11/19/1926	ARKANSAS	L	2-24	H
11/25/1926	OKLAHOMA (HC)	* T	14-14	H

1927 (4-4 overall; 2-1 Missouri Valley/Third Place)

10/1/1927	at Washington (Mo.)	* L	0-6	A
10/8/1927	at Minnesota	L	0-40	A
10/15/1927	MARQUETTE	W	8-0	H
10/22/1927	TULSA	L	26-28	H
10/29/1927	CREIGHTON (HC)	W	18-6	H
11/5/1927	Idle			
11/12/1927	at Arkansas	L	20-33	A
11/19/1927	at Oklahoma	* W	13-7	A
11/24/1927	at Kansas State	* W	25-18	A

1928 (1-7 overall; 0-1 Missouri Valley/T-Fourth Place)

9/29/1928	REGIS (Colo.)	W	13-6	H
10/6/1928	KANSAS STATE	L	6-13	H
10/13/1928	at Creighton	* L	0-37	A
10/20/1928	at Marquette	L	0-26	A
10/27/1928	Idle			
11/3/1928	OKLAHOMA CITY	L	0-9	H
11/10/1928	at West Virginia	L	6-32	A
11/17/1928	Idle			
11/24/1928	OKLAHOMA (HC)	L	0-46	H
11/29/1928	at Tulsa	L	0-31	A



Head Coach Lynn O. "Pappy" Waldorf
Five Years | 34-10-7 (.735)

1929 (4-3-2 overall; 1-1 Missouri Valley/Third Place)

9/27/1929	NORTHWESTERN (Okla.)*	W	12-0	H	8,000
10/4/1929	at Drake	* L	6-18	A	
10/11/1929	at Oklahoma City	W	18-0	A	
10/18/1929	CREIGHTON	* W	32-13	H	
10/26/1929	WEST VIRGINIA (HC)	L	6-9	H	
11/2/1929	TULSA	W	20-0	H	
11/9/1929	ST. LOUIS	T	0-0	H	
11/16/1929	Idle				
11/23/1929	at Oklahoma	T	7-7	A	20,000
11/28/1929	ARKANSAS	L	6-32	H	

* This was OSU's first night game, played with a white ball under lights at Lewis Field.

1930 (7-2-1 overall; 2-0 Missouri Valley/T-First Place)

9/25/1930	WICHITA STATE	W	12-0	H
10/4/1930	at Iowa	W	6-0	A
10/11/1930	at Indiana	T	7-7	A
10/17/1930	at Oklahoma City	L	0-6	A
10/24/1930	WASHINGTON (Mo.)	* W	28-7	H
10/31/1930	HASKELL INSTITUTE	L	12-13	H
11/8/1930	at Arkansas	W	26-0	A
11/15/1930	at Tulsa	W	13-7	A
11/22/1930	OKLAHOMA (HC)	W	7-0	H
11/27/1930	at Creighton	* W	13-0	A

1931 (8-2-1 overall; 1-0 Missouri Valley/T-First Place)

9/25/1931	BETHANY (Kan.)	W	34-0	H
9/25/1931	NORtheastern (Okla.)	W	25-0	H
10/3/1931	at Minnesota	L	0-20	A
10/9/1931	ARIZONA	W	31-0	H
10/16/1931	HASKELL INSTITUTE	W	39-0	H
10/23/1931	at Oklahoma City	L	0-13	A
10/31/1931	at Kansas	W	13-7	A
11/7/1931	CREIGHTON (HC)	* W	20-0	H
11/14/1931	at Tulsa	W	7-6	A
11/21/1931	WICHITA STATE	W	14-6	H
11/26/1931	at Oklahoma	T	0-0	A

1932 (9-1-2 overall; 3-0 Missouri Valley/First Place)

9/23/1932	PHILLIPS	W	13-0	H
9/23/1932	CENTRAL OKLAHOMA	T	0-0	H
9/30/1932	SOUTHWESTERN (Okla.)	W	33-3	H
10/7/1932	at Drake	* W	27-7	A
10/14/1932	CREIGHTON	* W	18-7	H
10/21/1932	at Oklahoma City	W	14-6	A
10/29/1932	OKLAHOMA (HC)	W	7-0	H
11/5/1932	at Tulsa	T	0-0	A
11/11/1932	vs. Jefferson (Dallas)	L	6-12	N
11/18/1932	GRINNELL	* W	27-0	H
11/24/1932	at Arizona	W	13-6	A
11/28/1932	at UTEP	W	20-7	A

1933 (6-2-1 overall; 2-0 Missouri Valley/First Place)

9/29/1933	CENTRAL OKLAHOMA	W	20-12	H
10/6/1933	COLORADO	L	0-6	H
10/13/1933	at Oklahoma City	L	13-19	A
10/21/1933	at SMU	T	7-7	A
10/28/1933	HASKELL INSTITUTE	W	18-0	H
11/4/1933	at Tulsa	W	7-0	A
11/11/1933	DRAKE (HC)	* W	21-0	H
11/18/1933	at Creighton	* W	33-13	A
11/25/1933	Idle			
11/30/1933	at Oklahoma	W	13-0	A



Head Coach
Albert Exendine
Two Years | 7-12-1 (.375)

1934 (4-5-1 overall; 1-1 Missouri Valley/T-Third Place)

9/28/1934	OKLAHOMA BAPTIST	W	12-0	H
10/5/1934	at Drake	* W	7-0	A
10/12/1934	HASKELL INSTITUTE	W	9-6	H
10/20/1934	at SMU	L	0-41	A
10/26/1934	CREIGHTON	* L	7-13	H
11/3/1934	DETROIT	W	19-6	H
11/10/1934	at Duquesne	L	0-32	A
11/17/1934	TULSA	L	0-19	H
11/24/1934	OKLAHOMA (HC)	T	0-0	H
11/29/1934	at Oklahoma City	L	0-13	A

1935 (3-7 overall; 0-3 Missouri Valley/Seventh Place)

9/27/1935	OKLAHOMA CITY	W	6-0	H
10/5/1935	at Creighton	* L	0-16	A
10/11/1935	at Detroit	L	0-13	A
10/18/1935	SOUTHEASTERN (Okla.)	W	20-13	H
10/26/1935	at Tulsa	* L	0-12	A
11/2/1935	at Texas Tech	L	0-14	A
11/9/1935	DUQUESNE (HC)	L	7-20	H
11/16/1935	HASKELL INSTITUTE	W	20-0	H
11/23/1935	at Washington (Mo.)	* L	13-39	A
11/28/1935	at Oklahoma	L	0-25	A



Head Coach
Ted Cox
Three Years | 7-23-0 (.233)

1936 (1-9 overall; 1-2 Missouri Valley/Fifth Place)

9/26/1936	at Oklahoma City	L	6-9	A
10/3/1936	KANSAS STATE	L	0-31	H
10/10/1936	at Detroit	L	12-46	A
10/17/1936	WASHBURN (HC)	* W	6-0	H
10/24/1936	at Tulsa	* L	0-13	A
10/31/1936	at Washington (Mo.)	* L	6-39	A
11/6/1936	at Texas Tech	L	0-12	A
11/14/1936	BAYLOR	L	0-13	H
11/21/1936	OKLAHOMA	L	13-35	H
11/26/1936	at Centenary	L	0-7	A

1937 (4-6 overall; 2-2 Missouri Valley/T-Fourth Place)

9/25/1937	at Wichita State	W	14-8	A
10/1/1937	CREIGHTON	* W	16-13	H
10/9/1937	at Arizona	L	13-22	A
10/15/1937	at Washburn	* W	25-3	A
10/23/1937	at Tulsa	* L	0-27	A
10/30/1937	TEXAS TECH	L	6-14	H
11/5/1937	at Washington (Mo.)	* L	0-12	A
11/13/1937	OKLAHOMA CITY (HC)	W	27-7	H
11/20/1937	at Oklahoma	L	0-16	A
11/27/1937	CENTENARY	L	0-19	H

1938 (2-8 overall; 0-4 Missouri Valley/T-Seventh Place)

9/17/1938	CENTRAL OKLAHOMA	W	23-12	H
9/24/1938	at Arkansas	L	7-27	A
9/30/1938	vs. Baylor*	L	6-20	N
10/8/1938	at Creighton	* L	7-16	A
10/15/1938	Idle			
10/22/1938	at Tulsa	* L	7-20	A
10/28/1938	WASHBURN	* L	0-14	H
11/4/1938	at Washington (Mo.)	* L	0-24	A
11/11/1938	at Oklahoma City	W	19-12	A
11/19/1938	WICHITA STATE	L	6-14	H
11/26/1938	OKLAHOMA (HC)	L	0-19	H

* in Wichita Falls, Texas



Head Coach
Jim Lookabaugh
11 Years | 58-41-6 (.581)

1939 (5-4-1 overall; 3-1 Missouri Valley/Second Place)

9/23/1939	vs. Texas A&M*	L	0-32	N
9/30/1939	NORTHWESTERN (Okla.)	W	52-0	H
10/7/1939	BAYLOR	L	0-13	H
10/14/1939	at Tulsa	* W	9-7	A
10/21/1939	at Washburn	* W	27-6	A
10/28/1939	at Oklahoma	L	0-41	NR/6
11/4/1939	NEW MEXICO STATE	W	20-0	H
11/11/1939	at Washington (Mo.)	* L	0-7	NR/16
11/18/1939	at Wichita State	T	0-0	A
11/25/1939	CREIGHTON (HC)	* W	20-9	H

* in Oklahoma City, Okla.



All-Time Scores

1940 (6-3-1 overall; 3-1 Missouri Valley/Second Place)

9/20/1940	CENTRAL OKLAHOMA	W	25-6	H
9/27/1940	vs. Texas Tech*	T	6-6	N
10/5/1940	at Oklahoma	L	27-29	A
10/12/1940	WICHITA STATE	W	26-6	H
10/19/1940	WASHINGTON (Mo.) (HC)	* W	53-12	H
10/26/1940	at Arizona	L	0-24	A
11/2/1940	at Creighton	* W	20-14	A
11/9/1940	WASHBURN	* W	33-14	H
11/16/1940	ST. LOUIS	* W	14-7	H
11/23/1940	at Tulsa	* L	6-19	A

* in Oklahoma City, Okla.

1941 (5-4 overall; 3-1 Missouri Valley/Second Place)

9/27/1941	at Oklahoma	L	0-19	A
10/3/1941	vs. Texas Tech*	L	6-16	N
10/11/1941	at Washington (Mo.)	* W	41-12	A
10/18/1941	DETROIT	L	14-20	H
10/25/1941	TULSA (HC)	* L	0-16	H
11/1/1941	CREIGHTON	* W	13-6	H
11/8/1941	at St. Louis	* W	13-7	A
11/15/1941	ARIZONA	W	41-14	H
11/22/1941	Idle			
11/27/1941	at Wichita State	W	33-13	A

* in Oklahoma City, Okla.

1942 (6-3-1 overall; 4-1 Missouri Valley/Second Place)

9/26/1942	OKLAHOMA	T	0-0	H
10/2/1942	vs. Baylor*	L	12-18	N
10/10/1942	at Texas Tech	W	9-6	A
10/17/1942	at Arizona	L	6-20	A
10/24/1942	WASHINGTON (Mo.)	* W	40-7	H
10/31/1942	at Creighton	* W	20-6	A
11/7/1942	at Tulsa	* L	6-34	NR/12
11/14/1942	ST. LOUIS (HC)	* W	54-7	H
11/21/1942	DRAKE	* W	55-12	H
11/28/1942	at Detroit	W	33-6	A

* in Oklahoma City, Okla.

1943 (3-4 overall; 0-1 Missouri Valley/Second Place)

9/24/1943	vs. Texas Tech*	W	21-13	N
10/2/1943	vs. Oklahoma*	L	13-22	N
10/9/1943	Idle			
10/16/1943	NORMAN NAS	L	0-20	H
10/23/1943	vs. TCU*	L	0-25	N
10/30/1943	Idle			
11/6/1943	at Tulsa	* L	6-55	NR/19
11/13/1943	Idle			
11/19/1943	vs. Arkansas%	W	19-13	N
11/25/1943	at Denver	W	7-6	A

* in Oklahoma City, Okla. % in Fort Smith, Ark.

1944 (8-1 overall; 1-0 Missouri Valley/First Place)

9/23/1944	WEST TEXAS A&M	W	41-6	H
9/29/1944	vs. Arkansas*	W	19-0	N
10/7/1944	at Texas Tech	W	14-7	A
10/14/1944	Idle			
10/21/1944	at Denver	W	33-21	A
10/28/1944	at Tulsa	* W	46-40	NR/7
11/4/1944	NORMAN NAS (HC)	L	0-15	H 19/NR 7,000
11/11/1944	at Texas	W	13-8	A
11/18/1944	Idle			
11/25/1944	vs. Oklahoma*	W	28-6	N
12/2/1944	Idle			15/
Cotton Bowl - Dallas, Texas				
1/1/1945	vs. TCU	W	34-0	N

* in Oklahoma City, Okla.

1945 (9-0 overall; 1-0 Missouri Valley/First Place)

AFCA National Champions

9/29/1945	at Arkansas	W	19-14	A	8,160
10/6/1945	at Denver	W	31-7	A	17,761
10/12/1945	vs. SMU*	W	26-12	N 14/NR	15,937
10/20/1945	at Utah	W	46-6	A 15/NR	12,500
10/27/1945	at TCU	W	25-12	A 17/NR	11,151
11/3/1945	Idle			9/NR	
11/10/1945	TULSA (HC)	* W	12-6	H 11/19	18,468
11/17/1945	TEXAS TECH	W	46-6	H 8/NR	7,093
11/24/1945	at Oklahoma	W	47-0	A 6/NR	32,992
12/1/1945	Idle			6/	
12/8/1945	Idle			6/	
Sugar Bowl - New Orleans, La.					
1/1/1946	vs. St. Mary's (Calif.)	W	33-13	N 6/NR	75,000

* in Oklahoma City, Okla.

1946 (3-7-1 overall; 1-1 Missouri Valley/T-Third Place)

9/21/1946	DENVER	W	40-7	H
9/28/1946	ARKANSAS	T	21-21	H
10/5/1946	at Texas	L	6-54	A
10/11/1946	at SMU	L	6-15	A
10/19/1946	at Georgia	L	13-33	A NR/8
10/26/1946	TCU	W	7-6	H
11/2/1946	at Kansas	L	13-14	A
11/9/1946	at Tulsa	* L	18-20	A
11/15/1946	at Texas Tech	L	7-14	A
11/23/1946	DRAKE (HC)	* W	59-7	H
11/30/1946	OKLAHOMA	L	12-73	H NR/17

1947 (3-7 overall; 0-2 Missouri Valley/Fifth Place)

9/20/1947	at Kansas State	W	12-0	A
9/27/1947	at TCU	W	14-7	A
10/4/1947	at Denver	L	14-26	A
10/11/1947	SMU	L	14-21	H
10/18/1947	GEORGIA	L	7-20	H
10/25/1947	at Drake	* L	9-13	A
11/1/1947	at Temple	W	26-0	A
11/8/1947	TULSA (HC)	* L	0-13	H
11/15/1947	KANSAS	L	7-13	H
11/22/1947	Idle			
11/29/1947	at Oklahoma	L	13-21	A NR/20

1948 (6-4 overall; 2-0 Missouri Valley/First Place)

9/18/1948	at Wichita State	* W	27-14	A
9/25/1948	TCU	L	14-21	H
10/2/1948	DENVER	W	27-7	H
10/9/1948	Idle			
10/16/1948	at San Francisco	W	27-20	A
10/23/1948	TEMPLE (HC)	W	41-7	H
10/30/1948	at Kansas	L	7-13	A
11/6/1948	at Tulsa	* W	19-0	A
11/13/1948	Idle			
11/20/1948	KANSAS STATE	W	42-6	H
11/27/1948	OKLAHOMA	L	15-19	H NR/6
1/1/1949	vs. William & Mary	L	0-20	N

1949 (4-4-2 overall; 2-1-1 Missouri Valley/Third Place)

9/24/1949	at TCU	T	33-33	A
10/1/1949	at Denver	W	48-2	A
10/8/1949	at Missouri	L	7-21	A NR/20
10/15/1949	DRAKE	* W	28-0	H
10/22/1949	KANSAS (HC)	L	14-55	H
10/28/1949	at Detroit	* L	7-13	A
11/5/1949	TULSA	* T	13-13	H
11/12/1949	at Kansas State	W	26-14	A
11/19/1949	WICHITA STATE	* W	47-20	H
11/26/1949	at Oklahoma	L	0-41	A NR/3



Head Coach
J.B. Whitworth
Five Years | 22-27-1 (.451)

1950 (4-6-1 overall; 1-2-1 Missouri Valley/Second Place)

9/23/1950	at Arkansas*	W	12-7	A
9/30/1950	TCU	W	13-7	H
10/7/1950	at Drake	* T	14-14	A
10/14/1950	at SMU	L	0-56	A NR/2
10/21/1950	at Kansas	L	7-40	A
10/28/1950	MISSOURI (HC)	L	0-27	H
11/4/1950	at Tulsa	* L	13-27	A
11/11/1950	at Wichita State	* W	32-20	A
11/18/1950	DETROIT	* L	13-20	H
11/25/1950	KANSAS STATE	W	41-0	H
12/2/1950	OKLAHOMA	L	14-41	H NR/1

* in Little Rock, Ark.

1951 (3-7 overall; 3-2 Missouri Valley/Second Place)

9/22/1951	ARKANSAS	L	7-42	H
9/29/1951	at Missouri	L	26-27	A
10/5/1951	at Washington State	L	13-27	A
10/13/1951	WICHITA STATE	* W	43-0	H
10/20/1951	DRAKE	* W	27-14	H
10/26/1951	at Detroit	* W	20-7	A
11/3/1951	TULSA	* L	7-35	H
11/10/1951	Idle			
11/17/1951	KANSAS (HC)	L	12-27	H
11/24/1951	at Houston	* L	7-31	A
12/1/1951	at Oklahoma	L	6-41	A NR/10

1952 (3-7 overall; 2-2 Missouri Valley/Third Place)

9/20/1952	at Arkansas*	L	20-22	A
9/27/1952	vs. Texas A&M%	L	7-14	N
10/4/1952	HOUSTON	* L	7-10	H
10/11/1952	at Wichita State	* W	35-21	A
10/18/1952	MISSOURI (HC)	W	14-7	H
10/25/1952	DETROIT	* W	21-6	H
11/1/1952	at Tulsa	* L	21-23	A
11/8/1952	Idle			
11/15/1952	at Kansas	L	7-21	A NR/19
11/22/1952	WASHINGTON STATE	L	7-9	H
11/29/1952	OKLAHOMA	L	7-54	H NR/4

* in Little Rock, Ark. % in Dallas, Texas

1953 (7-3 overall; 3-1 Missouri Valley/T-First Place)

9/19/1953	HARDIN-SIMMONS	W	20-0	H
9/26/1953	at Arkansas*	W	7-6	A
10/3/1953	TEXAS TECH	L	13-27	H
10/10/1953	WICHITA STATE	* W	14-7	H
10/17/1953	at Houston	* W	14-7	A
10/24/1953	at Detroit	* L	14-18	A
10/31/1953	TULSA	* W	28-14	H
11/7/1953	WYOMING (HC)	W	20-14	H
11/14/1953	at Kansas	W	41-14	A
11/21/1953	Idle			
11/28/1953	at Oklahoma	L	7-42	A NR/4

* in Little Rock, Ark.

1954 (5-4-1 overall; 2-2-0 Missouri Valley/Third Place)

9/18/1954	at Wyoming	W	14-6	A
9/25/1954	vs. Texas A&M*	W	14-6	N
10/2/1954	at Texas Tech	T	13-13	A NR/17
10/9/1954	at Wichita State	* L	13-22	A
10/16/1954	HOUSTON (HC)	* L	7-14	H
10/23/1954	at Hardin-Simmons	L	7-13	A
10/30/1954	at Tulsa	* W	12-0	A
11/6/1954	at Detroit	* W	34-19	A
11/13/1954	KANSAS	* W	47-12	H
11/20/1954	Idle			
11/27/1954	OKLAHOMA	L	0-14	H NR/3

* in Dallas, Texas



Head Coach
Cliff Speagle
Eight Years | 36-42-3 (.463)

1955 (2-8 overall; 1-3 Missouri Valley/Fourth Place)

9/24/1955	at Arkansas*	L	0-21	A NR/17
10/1/1955	TEXAS TECH	L	6-24	H
10/8/1955	WICHITA STATE	* L	7-14	H
10/15/1955	at Houston	* L	13-21	A
10/21/1955	at Detroit	* L	0-7	A
10/29/1955	TULSA	* W	14-0	H
11/5/1955	COLORADO STATE (HC)	L	13-20	H
11/12/1955	at Kansas	L	7-12	A
11/19/1955	KANSAS STATE	W	28-0	H
11/26/1955	at Oklahoma	L	0-53	A NR/1

* in Little Rock, Ark.

1956 (3-5-2 overall; 2-1-1 Missouri Valley/T-Second Place)

9/22/1956	at Kansas State	W	27-7	A
9/29/1956	at Arkansas*	L	7-19	A
10/6/1956	at Wichita State	* W	32-6	A
10/13/1956	at Tulsa	* T	14-14	A
10/20/1956	HOUSTON (HC)	* L	0-13	H
10/26/1956	KANSAS	L	13-21	H
11/3/1956	at Texas Tech	T	13-13	A
11/10/1956	at LSU	L	0-13	A
11/17/1956	DETROIT	* W	25-7	H
11/24/1956	Idle			
12/1/1956	OKLAHOMA	L	0-53	H NR/1

* in Little Rock, Ark.

1957 (6-3-1 overall; no conference affiliation)

9/21/1957	at Arkansas*	L	0-12	A
9/28/1957	at North Texas	W	25-19	A
10/5/1957	WICHITA STATE	W	26-0	H
10/12/1957	TULSA	W	28-13	H
10/19/1957	at Houston	T	6-6	A
10/26/1957	Idle			
11/2/1957	TEXAS TECH (HC)	W	13-0	H
11/9/1957	WYOMING	W	39-6	H
11/16/1957	at Kansas	L	7-13	A
11/23/1957	at Hardin-Simmons	W	32-7	A
11/30/1957	at Oklahoma	L	6-53	A NR/5

* in Little Rock, Ark.



All-Time Scores

1958 (8-3 overall; no conference affiliation)

9/19/1958	at Denver	W	31-14	A
9/27/1958	NORTH TEXAS	W	21-14	H
10/4/1958	at Wichita State	W	43-12	A
10/11/1958	at Tulsa	L	16-24	A
10/18/1958	at Houston	W	7-0	NR/15
10/25/1958	at Cincinnati	W	19-14	A
11/1/1958	AIR FORCE (HC)	L	29-33	H NR/13
11/8/1958	KANSAS STATE	W	14-7	H
11/15/1958	KANSAS	W	6-3	H
11/22/1958		Idle		
11/29/1958	OKLAHOMA	L	0-7	H NR/3
Blue Grass Bowl - Louisville, Ky.				
12/13/1958	vs. Florida State	W	15-6	N 19/NR

1959 (6-4 overall; no conference affiliation)

9/19/1959	CINCINNATI	* L	9-22	H
9/26/1959	at Arkansas	L	7-13	A
10/3/1959	at Kansas State	W	27-21	A
10/10/1959	TULSA	W	26-0	H
10/17/1959	HOUSTON	W	19-12	H
10/24/1959	WICHITA STATE (HC)	W	34-14	H
10/31/1959	at Marquette	W	18-12	A
11/7/1959	DENVER	W	20-12	H
11/14/1959	at Kansas	L	14-28	A
11/21/1959		Idle		
11/28/1959	at Oklahoma	L	7-17	A NR/17

1960 (3-7 overall; 2-5 Big Eight/Sixth Place)

9/17/1960	at Arkansas	L	0-9	A NR/19
9/24/1960	at Missouri	* L	7-28	A NR/16
10/1/1960		Idle		
10/8/1960	at Tulsa	W	28-7	A
10/15/1960	at Houston	L	7-12	A
10/22/1960	KANSAS (HC)	* L	7-14	H NR/15
10/29/1960	IOWA STATE	* L	6-13	H
11/5/1960	at Kansas State	* W	28-7	A
11/12/1960	at Nebraska	* W	7-6	A
11/19/1960	COLORADO	* L	6-13	H
11/26/1960	OKLAHOMA	* L	6-17	H

1961 (4-6 overall; 2-5 Big Eight/Sixth Place)

9/23/1961	at Iowa State	* L	7-14	A
9/30/1961	at Colorado	* L	0-24	A NR/RV
10/7/1961	TULSA	W	26-0	H
10/14/1961	MISSOURI	* L	0-10	H
10/21/1961	NEBRASKA (HC)	* W	14-6	H
10/28/1961	at Kansas	* L	8-42	A NR/RV
11/4/1961	at Wichita State	L	13-25	A
11/11/1961		Idle		
11/18/1961	HOUSTON	W	28-24	H
11/25/1961	KANSAS STATE	* W	45-0	H
12/2/1961	at Oklahoma	* L	13-21	A

1962 (4-6 overall; 2-5 Big Eight/Sixth Place)

9/22/1962	at Arkansas	L	7-34	A NR/RV
9/29/1962		Idle		
10/6/1962	at Tulsa	W	17-7	A
10/13/1962	COLORADO (HC)	* W	36-16	H
10/20/1962	at Missouri	* L	6-23	A NR/RV
10/27/1962	KANSAS	* L	17-36	H
11/3/1962	IOWA STATE	* L	7-34	H
11/10/1962	at Army	W	12-7	A NR/RV
11/17/1962	at Nebraska	* L	0-14	A NR/RV
11/24/1962	at Kansas State	* W	30-6	A
12/1/1962	at Oklahoma	* L	6-37	A NR/8



**Head Coach
Phil Cutchin**
Six Years | 19-38-2 (.339)

1963 (1-8 overall; 0-6 Big Eight/Eighth Place)

9/21/1963	at Arkansas	L	0-21	A NR/8
9/28/1963		Idle		
10/5/1963	at Texas	L	7-34	A NR/3
10/12/1963	at Colorado	* L	0-25	A
10/19/1963	MISSOURI (HC)	* L	6-28	H NR/RV
10/26/1963	at Kansas	* L	7-41	A
11/2/1963	at Iowa State	* L	28-33	A
11/9/1963	TULSA	W	33-24	H
11/16/1963	NEBRASKA	* L	16-20	H NR/10
11/23/1963	KANSAS STATE*	* Idle		
11/30/1963	at Oklahoma	* L	10-34	A NR/10

* Game vs. Kansas State was canceled due to the Kennedy Assassination

1964 (4-6 overall; 3-4 Big Eight/Fifth Place)

9/19/1964	at Arkansas	L	10-14	A NR/RV
9/26/1964	IOWA STATE	* W	29-14	H
10/3/1964	at Missouri	* W	10-7	A
10/10/1964	COLORADO	* W	14-10	H
10/17/1964		Idle		
10/24/1964	KANSAS (HC)	* L	13-14	H
10/31/1964	at Tulsa	L	14-61	A
11/7/1964	WICHITA STATE	W	31-7	H
11/14/1964	at Nebraska	* L	14-27	A NR/4
11/21/1964	at Kansas State	* L	14-17	A
11/28/1964	OKLAHOMA	* L	16-21	H NR/RV

1965 (3-7 overall; 2-5 Big Eight/Sixth Place)

9/18/1965	at Arkansas	L	14-28	A NR/6
9/25/1965	MISSOURI	* L	0-13	H
10/2/1965	TULSA	W	17-14	H
10/9/1965	at Colorado	* L	11-34	A
10/16/1965	at Texas Tech	L	14-17	A
10/23/1965	at Kansas	* L	0-9	A
10/30/1965	at Iowa State	* L	10-14	A
11/6/1965		Idle		
11/13/1965	NEBRASKA (HC)	* L	17-21	H NR/3
11/20/1965	KANSAS STATE	* W	31-7	H
11/27/1965		Idle		
12/4/1965	at Oklahoma	* W	17-16	A

1966 (4-5-1 overall; 4-2-1 Big Eight/Third Place)

9/17/1966	at Arkansas	L	10-14	A NR/5
9/24/1966		Idle		
10/1/1966	at Houston	L	9-35	A NR/RV
10/8/1966	COLORADO	* W	11-10	H
10/15/1966	at Missouri	* L	0-7	A NR/RV
10/22/1966	at Kansas	* W	10-7	A
10/29/1966	IOWA STATE (HC)	* T	14-14	H
11/5/1966	at Texas Tech	L	7-10	A
11/12/1966	at Nebraska	* L	6-21	A NR/4
11/19/1966	at Kansas State	* W	21-6	A
11/26/1966		Idle		
12/3/1966	OKLAHOMA	* W	15-14	H NR/RV

1967 (4-5-1 overall; 3-4-0 Big Eight/Fifth Place)

9/16/1967	AIR FORCE	T	0-0	H
9/23/1967	at Arkansas	W	7-6	A NR/RV
9/30/1967		Idle		
10/7/1967	at Texas	L	0-19	A NR/RV
10/14/1967		Idle		
10/21/1967	KANSAS (HC)	* L	15-26	H
10/28/1967	at Colorado	* W	10-7	A NR/3
11/4/1967	MISSOURI	* L	0-7	H
11/11/1967	at Nebraska	* L	0-9	A
11/18/1967	at Iowa State	* W	28-14	A
11/25/1967	KANSAS STATE	* W	49-14	H
12/2/1967	at Oklahoma	* L	14-38	A NR/3

1968 (3-7 overall; 2-5 Big Eight/Sixth Place)

9/21/1968	at Arkansas	L	15-32	A
9/28/1968		Idle		
10/5/1968	at Texas	L	3-31	A
10/12/1968	at Houston	W	21-17	A NR/11
10/19/1968	at Kansas	* L	14-49	A NR/4
10/26/1968	NEBRASKA (HC)	* L	20-21	H
11/2/1968	at Missouri	* L	7-42	A NR/10
11/9/1968	COLORADO	* W	34-17	H
11/16/1968	IOWA STATE	* W	26-17	H
11/23/1968	at Kansas State	* L	14-21	A
11/30/1968	OKLAHOMA	* L	7-41	H NR/11



**Head Coach
Floyd Gass**
Three Years | 13-18-1 (.422)

1969 (5-5 overall; 3-4 Big Eight/Fifth Place)

9/20/1969	at Arkansas	L	0-39	A NR/2
9/27/1969	HOUSTON	W	24-18	H
10/4/1969	TEXAS TECH	W	17-10	H
10/11/1969		Idle		
10/18/1969	at Missouri	* L	21-31	A NR/6
10/25/1969	at Nebraska	* L	3-13	A
11/1/1969	at Kansas	* W	28-25	A
11/8/1969	KANSAS STATE (HC)	* W	28-19	H NR/15
11/15/1969	at Colorado	* L	14-17	A
11/22/1969	at Iowa State	* W	35-0	A
11/29/1969	OKLAHOMA	* L	27-28	H

1970 (4-7 overall; 2-5 Big Eight/Sixth Place)

9/12/1970	at Mississippi State	L	13-14	A
9/19/1970	at Arkansas	L	7-23	A NR/11
9/26/1970	HOUSTON	W	26-17	H NR/11
10/3/1970	MISSOURI	* L	20-40	H NR/20
10/10/1970	TCU	W	34-20	H
10/17/1970		Idle		
10/24/1970	at Nebraska	* L	31-65	A NR/4
10/31/1970	KANSAS (HC)	* W	19-7	H
11/7/1970	at Kansas State	* L	15-28	A
11/14/1970	COLORADO	* L	6-30	H
11/21/1970	IOWA STATE	* W	36-27	H
11/28/1970	at Oklahoma	* L	6-66	A

1971 (4-6-1 overall; 2-5 Big Eight/Fifth Place)

9/11/1971	MISSISSIPPI STATE	W	26-7	H
9/18/1971	at Arkansas	L	10-31	A NR/6
9/25/1971	VIRGINIA TECH	W	24-16	H
10/2/1971		Idle		
10/9/1971	at TCU	T	14-14	A
10/16/1971	at Missouri	* W	37-16	A
10/23/1971	NEBRASKA	* L	13-41	H NR/1
10/30/1971	at Kansas	* W	17-10	A
11/6/1971	KANSAS STATE (HC)	* L	23-35	H
11/13/1971	at Colorado	* L	6-40	A NR/12
11/20/1971	at Iowa State	* L	0-54	A
11/27/1971		Idle		
12/4/1971	OKLAHOMA	* L	14-58	H NR/3



**Head Coach
Dave Smith**
One Year | 7-4-0 (.636)

1972 (7-4 overall; 5-2 Big Eight/Second Place)

9/16/1972	TEXAS-ARLINGTON	W	21-3	H
9/23/1972	at Arkansas	L	23-24	A
9/30/1972	COLORADO	* W	31-6	H NR/3
10/7/1972	MISSOURI	* W	17-16	H
10/14/1972	at Virginia Tech	L	32-34	A 19/NR
10/21/1972	BAYLOR (HC)	W	20-7	H
10/28/1972	at Nebraska	* L	0-34	A NR/3
11/4/1972	KANSAS	* L	10-13	H
11/11/1972	at Kansas State	* W	45-14	A
11/18/1972		Idle		
11/25/1972	IOWA STATE	* W	45-14	H NR/12
12/2/1972	at Oklahoma	* W*	15-38	A 20/3

* Oklahoma later forfeited, handing OSU the win



**Head Coach
Jim Stanley**
Six Years | 35-31-2 (.529)

1973 (5-4-2 overall; 2-3-2 Big Eight/Fourth Place)

9/15/1973	TEXAS-ARLINGTON	W	56-7	H
9/22/1973	at Arkansas	W	38-6	A 17/NR
9/29/1973	SOUTHERN ILLINOIS	W	70-7	H 12/NR
10/6/1973	TEXAS TECH	L	7-20	H 11/NR
10/13/1973		Idle		
10/20/1973	at Missouri	* L	9-13	A NR/7
10/27/1973	NEBRASKA	* T	17-17	H NR/10
11/3/1973	at Kansas	* T	10-10	A
11/10/1973	KANSAS STATE (HC)	* W	28-9	H
11/17/1973	at Colorado	* W	38-24	A
11/24/1973	at Iowa State	* L	12-28	A 18/NR
12/1/1973	OKLAHOMA	* L	18-45	H NR/2

1974 (7-5 overall; 4-3 Big Eight/Fourth Place)

9/14/1974	WICHITA STATE	W	59-0	H
9/21/1974	at Arkansas	W	26-7	A NR/10
9/28/1974	at Baylor	L	14-31	A 12/NR
10/5/1974	at Texas Tech	L	13-14	A NR/10
10/12/1974		Idle		
10/19/1974	MISSOURI	* W	31-7	H
10/26/1974	at Nebraska	* L	3-7	A NR/9
11/2/1974	KANSAS (HC)	* W	24-13	H
11/9/1974	at Kansas State	* W	29-5	A 17/NR
11/16/1974	COLORADO	* L	20-37	H 18/NR
11/23/1974	IOWA STATE	* W	14-12	H
11/30/1974	at Oklahoma	* L	13-44	A NR/1
Fiesta Bowl - Phoenix, Ariz.				
12/28/1974	vs. BYU	W	16-6	N NR/17



All-Time Scores

1975 (7-4 overall; 3-4 Big Eight/Fifth Place)

9/13/1975	WICHITA STATE	W	34-0	H
9/20/1975	ARKANSAS	W	20-13	H NR/16
9/27/1975	NORTH TEXAS	W	61-7	H 17/NR
10/4/1975	TEXAS TECH	W	17-16	H 15/NR
10/11/1975	at Missouri	* L	14-41	A 14/12
10/18/1975	NEBRASKA	* L	20-28	H NR/4
10/25/1975	at Kansas	* W	35-19	A
11/1/1975	OKLAHOMA	* L	7-27	H 19/2
11/8/1975	at Colorado	* L	7-17	A NR/14
11/15/1975	KANSAS STATE (HC)	* W	56-3	H
11/22/1975	at Iowa State	* W	14-7	A

1976 (9-3 overall; 5-2 Big Eight/First Place)

****Big Eight Conference Champions****

Final AP Ranking: No. 14

9/11/1976	TULSA	W	33-21	H
9/18/1976	at Arkansas	L	10-16	A NR/12
9/25/1976	Idle			
10/2/1976	NORTH TEXAS	W	16-10	H
10/9/1976	KANSAS	* W	21-14	H NR/8
10/16/1976	COLORADO	* L	10-20	H
10/23/1976	at Oklahoma	* W	31-24	A NR/5
10/30/1976	MISSOURI (HC)	* W	20-19	H 16/10
11/6/1976	at Nebraska	* L	10-14	A 13/9
11/13/1976	at Kansas State	* W	45-21	A 17/NR
11/20/1976	IOWA STATE	* W	42-21	H 16/14
11/27/1976	at UTEP	W	42-13	A 14/NR
12/4/1976	Idle			14/
Tangerine Bowl - Orlando, Fla.				
12/18/1976	vs. BYU	W	49-21	N 14/

1977 (4-7 overall; 2-5 Big Eight/Seventh Place)

Preseason AP Ranking: No. 20

9/10/1977	at Tulsa	W	34-17	A 20/NR
9/17/1977	at Arkansas	L	6-28	A 15/NR
9/24/1977	UTEP	W	54-0	H
10/1/1977	FLORIDA STATE	L	17-25	H
10/8/1977	at Colorado	* L	13-29	A NR/6
10/15/1977	KANSAS STATE (HC)	* W	21-14	H
10/22/1977	at Kansas	* W	21-0	A
10/29/1977	NEBRASKA	* L	14-31	H NR/12
11/5/1977	OKLAHOMA	* L	28-61	H NR/3
11/12/1977	at Missouri	* L	14-41	A
11/19/1977	at Iowa State	* L	13-21	A

1978 (3-8 overall; 3-4 Big Eight/Fifth Place)

9/9/1978	at Wichita State	L	10-20	A
9/16/1978	at Florida State	L	20-38	A NR/16
9/23/1978	ARKANSAS	L	7-19	H NR/2
9/30/1978	at North Texas	L	7-12	A
10/7/1978	at Kansas State	* L	7-18	A
10/14/1978	COLORADO	* W	24-20	H NR/13
10/21/1978	KANSAS	* W	21-7	H
10/28/1978	at Nebraska	* L	14-22	A NR/4
11/4/1978	MISSOURI (HC)	* W	35-20	H
11/11/1978	IOWA STATE	* L	15-28	H
11/18/1978	at Oklahoma	* L	7-62	A NR/4



Head Coach
Jimmy Johnson
Five Years | 30-25-2 (.544)

1979 (7-4 overall; 5-2 Big Eight/Third Place)

9/8/1979	NORTH TEXAS	W	25-7	H
9/15/1979	WICHITA STATE	W	16-6	H
9/22/1979	at Arkansas	L	7-27	A NR/15
9/29/1979	Idle			
10/6/1979	at South Carolina	L	16-23	A
10/13/1979	at Missouri	* W	14-13	A NR/15
10/20/1979	NEBRASKA	* L	0-36	H NR/2
10/27/1979	at Kansas	* W	30-17	A
11/3/1979	OKLAHOMA	* L	7-38	H NR/7
11/10/1979	at Colorado	* W	21-20	A
11/17/1979	KANSAS STATE (HC)	* W	42-15	H
11/24/1979	at Iowa State	* W	13-10	A

1980 (4-7 overall; 3-4 Big Eight/Fifth Place)

9/13/1980	WEST TEXAS A&M	L	19-20	H
9/20/1980	at Arkansas	L	20-33	A NR/17
9/27/1980	Idle			
10/4/1980	WASHINGTON	L	18-24	H
10/11/1980	MISSOURI	* L	7-30	H NR/19
10/18/1980	at Nebraska	* L	7-48	A NR/10
10/25/1980	KANSAS	* W	14-14	H
11/1/1980	at San Diego State	W	15-6	A
11/8/1980	COLORADO (HC)	* W	42-7	H
11/15/1980	at Kansas State	* W	10-0	A
11/22/1980	IOWA STATE	* L	21-23	H

11/29/1980 at Oklahoma * L 14-63 A NR/6
* Kansas later forfeited, handing OSU the win

1981 (7-5 overall; 4-3 Big Eight/Third Place)

9/19/1981	TULSA	W	23-21	H
9/26/1981	SAN DIEGO STATE	L	16-23	H
10/3/1981	at North Texas	W	9-0	A
10/10/1981	at Kansas	* W	20-7	A
10/17/1981	at Colorado	* L	10-11	A
10/24/1981	LOUISVILLE	W	19-11	H
10/31/1981	at Missouri	* W	16-12	A
11/7/1981	NEBRASKA	* L	7-54	H NR/11
11/14/1981	KANSAS STATE (HC)	* W	31-10	H
11/21/1981	at Iowa State	* W	27-7	A
11/28/1981	OKLAHOMA	* L	3-27	H
Independence Bowl - Shreveport, La.				
12/12/1981	vs. Texas A&M	L	16-33	N

1982 (4-5-2 overall; 3-2-2 Big Eight/Third Place)

9/11/1982	NORTH TEXAS	W	27-6	H
9/19/1982	at Tulsa	L	15-25	A
9/25/1982	at Louisville	L	22-28	A
10/2/1982	Idle			
10/9/1982	KANSAS	* T	24-24	H
10/16/1982	COLORADO (HC)	* T	25-25	H
10/23/1982	at Oklahoma	* L	9-27	A NR/20
10/30/1982	MISSOURI	* W	30-20	H
11/6/1982	at Nebraska	* L	10-48	A NR/6
11/13/1982	at Kansas State	* W	24-16	A
11/20/1982	IOWA STATE	* W	49-13	H
11/27/1982	at San Diego State	L	6-35	A

1983 (8-4 overall; 3-4 Big Eight/Fourth Place)

9/10/1983	NORTH TEXAS	W	20-13	H
9/17/1983	at Cincinnati	W	27-17	A
9/24/1983	at Texas A&M	W	34-15	A
10/1/1983	TULSA	W	9-0	H
10/8/1983	NEBRASKA	* L	10-14	H NR/1
10/15/1983	OKLAHOMA	* L	20-21	H NR/15
10/22/1983	at Kansas	* W	27-10	A
10/29/1983	at Colorado	* W	40-14	A
11/5/1983	KANSAS STATE (HC)	* L	10-21	H
11/12/1983	at Missouri	* L	10-16	A
11/19/1983	at Iowa State	* W	30-7	A
Bluebonnet Bowl - Houston, Texas				
12/31/1983	vs. Baylor	W	24-14	N NR/20



Head Coach
Pat Jones
11 Years | 62-60-3 (.508)

1984 (10-2 overall; 5-2 Big Eight/Third Place)

Final AP Ranking: No. 7				
9/8/1984	at Arizona State	W	45-3	A NR/12
9/15/1984	BOWLING GREEN	W	31-14	H 13/NR
9/22/1984	SAN DIEGO STATE	W	19-16	H 12/NR
9/29/1984	at Tulsa	W	31-7	A 10/NR
10/6/1984	at Nebraska	* L	3-17	A 9/8
10/13/1984	Idle			13/
10/20/1984	KANSAS	* W	47-10	H 12/NR
10/27/1984	COLORADO (HC)	* W	20-14	H 10/NR
11/3/1984	at Kansas State	* W	34-6	A 7/NR
11/10/1984	MISSOURI	* W	31-13	H 7/NR
11/17/1984	IOWA STATE	* W	16-10	H 4/NR
11/24/1984	at Oklahoma	* L	14-24	A 3/2
12/1/1984	Idle			9/
12/8/1984	Idle			9/
Gator Bowl - Jacksonville, Fla.				
12/28/1984	vs. South Carolina	W	21-14	N 9/7

1985 (8-4 overall; 4-3 Big Eight/Third Place)

Preseason AP Ranking: No. 16				
9/7/1985	at Washington	W	31-17	A 16/12
9/14/1985	NORTH TEXAS	W	10-9	H 8/NR
9/21/1985	Idle			8/
9/28/1985	MIAMI (OHIO)	W	45-10	H 7/NR
10/5/1985	TULSA	W	25-13	H 6/NR
10/12/1985	NEBRASKA	* L	24-34	H 5/9
10/19/1985	Idle			12/
10/26/1985	at Kansas	* W	17-10	A 12/NR
11/2/1985	at Colorado	* W	14-11	A 12/NR
11/9/1985	KANSAS STATE (HC)	* W	35-3	H 10/NR
11/16/1985	at Missouri	* W	21-19	A 10/NR
11/23/1985	at Iowa State	* L	10-15	A 7/NR
11/30/1985	OKLAHOMA	* L	0-13	H 17/3
12/7/1985	Idle			19/
Gator Bowl - Jacksonville, Fla.				
12/30/1985	vs. Florida State	L	23-34	N 19/18

1986 (6-5 overall; 4-3 Big Eight/Fourth Place)

9/6/1986	at Louisiana	W	21-20	A
9/13/1986	at Tulsa	L	23-27	A
9/20/1986	HOUSTON	L	12-28	H
9/27/1986	ILLINOIS STATE	W	23-7	H
10/4/1986	Idle			
10/11/1986	at Nebraska	* L	10-30	A NR/3
10/18/1986	at Oklahoma	* L	0-19	A NR/5
10/25/1986	KANSAS (HC)	* W	24-6	H
11/1/1986	COLORADO	* L	14-31	H
11/8/1986	at Kansas State	* W	23-3	A
11/15/1986	Idle			
11/22/1986	IOWA STATE	* W	21-14	H
11/29/1986	Idle			
12/4/1986	MISSOURI	* W	10-6	H

1987 (10-2 overall; 5-2 Big Eight/Third Place)

Final AP Ranking: No. 11

9/5/1987	TULSA	W	39-28	H
9/12/1987	at Houston	W	35-0	A
9/19/1987	at Wyoming	W	35-29	A
9/26/1987	LOUISIANA	W	36-0	H
10/3/1987	Idle			
10/10/1987	COLORADO	* W	42-17	H 19/NR
10/17/1987	NEBRASKA	* L	0-35	H 12/2
10/24/1987	at Missouri	* W	24-20	A 19/NR
10/31/1987	KANSAS STATE (HC)	* W	56-7	H 17/NR
11/7/1987	at Oklahoma	* L	10-29	A 12/1
11/14/1987	at Kansas	* W	49-17	A 17/NR
11/21/1987	IOWA STATE	* W	48-27	H 13/NR
11/28/1987	Idle			12/
12/5/1987	Idle			11/
12/12/1987	Idle			11/
Sun Bowl - El Paso, Texas				
12/25/1987	vs. West Virginia	W	35-33	N 11/NR

1988 (10-2 overall; 5-2 Big Eight/Third Place)

Final AP Ranking: No. 11

9/10/1988	MIAMI (OHIO)	W	52-20	H
9/17/1988	Idle			20/
9/24/1988	TEXAS A&M	W	52-15	H 18/NR
10/1/1988	TULSA	W	56-35	H 13/NR
10/8/1988	at Colorado	* W	41-21	A 13/NR
10/15/1988	at Nebraska	* L	42-63	A 10/7
10/22/1988	MISSOURI (HC)	* W	49-21	H 15/NR
10/29/1988	at Kansas State	* W	45-27	A 12/NR
11/5/1988	OKLAHOMA	* L	28-31	H 12/8
11/12/1988	KANSAS	* W	63-24	H 14/NR
11/19/1988	at Iowa State	* W	49-28	A 13/NR
11/26/1988	Idle			12/
Coca-Cola Bowl - Tokyo, Japan				
12/4/1988	vs. Texas Tech	W	45-42	N 12/NR 56,000
12/10/1988	Idle			12/
Holiday Bowl - San Diego, Calif.				
12/30/1988	vs. Wyoming	W	62-14	N 12/15

1989 (4-7 overall; 3-4 Big Eight/Fifth Place)

9/9/1989	at Tulsa	L	10-20	A
9/16/1989	at Ohio State	L	13-37	A
9/23/1989	TEXAS TECH	L	15-31	H
9/30/1989	WYOMING	W	27-7	H
10/7/1989	at Oklahoma	* L	15-37	A NR/16
10/14/1989	KANSAS STATE (HC)	* W	17-13	H
10/21/1989	NEBRASKA	* L	23-48	H NR/4
10/28/1989	at Missouri	* W	31-30	A
11/4/1989	at Kansas	* W	37-34	A
11/11/1989	COLORADO	* L	17-41	H NR/2
11/18/1989	IOWA STATE	* L	21-31	H

1990 (4-7 overall; 2-5 Big Eight/Sixth Place)

9/1/1990	TULSA	W	10-3	H
9/8/1990	at Florida	L	7-50	A
9/15/1990	NORTHERN IOWA	W	33-23	H
9/22/1990	at TCU	L	21-31	A
9/29/1990	Idle			
10/6/1990	OKLAHOMA	* L	17-31	H NR/7
10/13/1990	at Kansas State	* L	17-23	A
10/20/1990	at Nebraska	* L	3-31	A NR/4
10/27/1990	MISSOURI (HC)	* W	48-28	H
11/3/1990	KANSAS	* L	30-31	H
11/10/1990	at Colorado	* L	22-41	A NR/4
11/17/1990	at Iowa State	* W	25-17	A



All-Time Scores

1991 (0-10-1 overall; 0-6-1 Big Eight/Eighth Place)

9/7/1991	at Tulsa	L	7-13	A
9/14/1991	ARIZONA STATE	L	3-30	H
9/21/1991	TCU	L	21-24	H
9/28/1991		Idle		
10/5/1991	at Miami (Fla.)	L	3-40	A NR/2
10/12/1991	NEBRASKA	* L	15-49	H NR/14
10/19/1991	at Missouri	* L	7-41	A
10/26/1991	at Iowa State	* T	6-6	A
11/2/1991	KANSAS (HC)	* L	0-31	H
11/9/1991	COLORADO	* L	12-16	H NR
11/16/1991	at Oklahoma	* L	6-21	A NR/18
11/23/1991	KANSAS STATE	* L	26-36	H

1992 (4-6-1 overall; 2-4-1 Big Eight/Fifth Place)

9/5/1992	INDIANA STATE	W	35-3	H
9/12/1992		Idle		
9/19/1992	at Michigan	L	3-35	A NR/6
9/26/1992	TULSA	W	24-19	H
10/3/1992	at TCU	L	11-13	A
10/10/1992	at Nebraska	* L	0-55	A NR/14
10/17/1992	MISSOURI	* W	28-26	H
10/24/1992	IOWA STATE (HC)	* W	27-21	H
10/31/1992	at Kansas	* L	18-26	A NR/18
11/7/1992	at Colorado	* L	0-28	A NR/16
11/14/1992	OKLAHOMA	* T	15-15	H
11/21/1992	at Kansas State	* L	0-10	A

1993 (3-8 overall; 0-7 Big Eight/Eighth Place)

9/11/1993	MISSOURI STATE	W	45-7	H
9/18/1993	at Tulsa	W	16-10	A
9/25/1993	at Arizona State	L	10-12	A
10/2/1993	TCU	W	27-22	H
10/7/1993	NEBRASKA	* L	13-27	H NR/7
10/16/1993	at Missouri	* L	9-42	A
10/23/1993	at Iowa State	* L	17-20	A
10/30/1993	KANSAS (HC)	* L	6-13	H
11/6/1993	COLORADO	* L	14-31	H NR/23
11/13/1993	at Oklahoma	* L	0-31	A NR/17
11/20/1993	KANSAS STATE	* L	17-21	H NR/20

1994 (3-7-1 overall; 0-6-1 Big Eight/T-Seventh Place)

9/1/1994	at Northern Illinois	W	31-14	A
9/10/1994		Idle		
9/17/1994	at Baylor	L	10-14	A
9/24/1994	TULSA	W	17-10	H
10/1/1994	NORTH TEXAS	W	36-34	H
10/8/1994	at Nebraska	* L	3-32	A NR/2
10/15/1994	MISSOURI	* L	15-24	H
10/22/1994	IOWA STATE (HC)	* T	31-31	H
10/29/1994	at Kansas	* L	14-24	A
11/5/1994	at Colorado	* L	3-17	A NR/7
11/12/1994	OKLAHOMA	* L	14-33	H
11/19/1994	at Kansas State	* L	6-23	A NR/11



Head Coach
Bob Simmons
Six Years | 30-38-0 (.441)

1995 (4-8 overall; 2-5 Big Eight/T-Fifth Place)

8/31/1995	NEBRASKA	* L	21-64	H NR/2
9/9/1995	at Tulsa	L	23-24	A
9/16/1995	MISSOURI STATE	W	35-7	H
9/23/1995	at Wyoming	L	25-45	A
9/30/1995	at Tennessee	L	0-31	A NR/12
10/7/1995		Idle		
10/14/1995	KANSAS STATE (HC)	* L	17-23	H NR/8
10/21/1995	at Missouri	* W	30-26	A
10/28/1995	at Iowa State	* L	14-38	A
11/4/1995	COLORADO	* L	32-45	H NR/10
11/11/1995	at Oklahoma	* W	12-0	A NR/RV
11/18/1995	KANSAS	* L	17-22	H NR/15
11/25/1995		Idle		
12/2/1995	at Hawaii	W	24-20	A

1996 (5-6 overall; 2-6 Big 12/Fifth Place South)

8/31/1996	MISSOURI STATE	W	ot	23-20	H
9/7/1996	vs. Texas Tech*	* L	3-31	N	
9/14/1996	TULSA	W	30-9	H	
9/21/1996	UTAH STATE	W	31-17	H	
9/28/1996		Idle			
10/5/1996	at Texas	* L	14-71	A NR/23	
10/12/1996	at Colorado	* L	13-35	A NR/9	
10/19/1996	IOWA STATE (HC)	* W	28-27	H	
10/26/1996	at Missouri	* L	ot	28-35	A
11/2/1996	TEXAS A&M	* L	19-38	H	
11/9/1996	OKLAHOMA	* L	17-27	H	
11/16/1996		Idle			
11/23/1996	BAYLOR	* W	37-17	H	

* in Irving, Texas

1997 (8-4 overall; 5-3 Big 12/T-Second Place South)

Final AP Ranking: No. 24					
8/30/1997	at Iowa State	* W	21-14	A	
9/6/1997	at Louisiana	W	31-7	A	
9/13/1997	FRESNO STATE	W	35-0	H	
9/27/1997	LOUISIANA-MONROE	W	38-7	H	
10/4/1997	TEXAS	* W	42-16	H	
10/11/1997	COLORADO (HC)	* W	33-29	H 20/24	
10/18/1997		Idle		16/	
10/25/1997	MISSOURI	* L	2ot	50-51	H 12/NR
11/1/1997	at Texas A&M	* L	ot	25-28	A 19/25
11/8/1997	at Oklahoma	* W	30-7	A 25/NR	
11/15/1997	TEXAS TECH	* L	3-27	H 24/NR	
11/22/1997	at Baylor	* W	24-14	A	
11/29/1997		Idle		25/	
12/6/1997		Idle		24/	
12/13/1997		Idle		24/	
Alamo Bowl - San Antonio, Texas					
12/30/1997	vs. Purdue	L	20-33	N 24/17	

1998 (5-6 overall; 3-5 Big 12/Fourth Place South)

9/5/1998	at Kansas	* W	38-28	A
9/12/1998	at Tulsa	L	20-35	A
9/19/1998	MISSISSIPPI STATE	W	42-23	H NR/25
9/26/1998		Idle		
10/3/1998	vs. Nebraska (in Kansas City)	* L	17-24	N NR/2
10/10/1998	at Texas Tech	* W	17-24	A
10/17/1998	at Kansas State	* L	20-52	A NR/4
10/24/1998	OKLAHOMA	* W	41-26	H
10/31/1998	TEXAS A&M (HC)	* L	6-17	H NR/8
11/7/1998	at Texas	* L	34-37	A NR/20
11/14/1998	LOUISIANA	W	44-20	H
11/21/1998	BAYLOR	* W	24-10	H

1999 (5-6 overall; 3-5 Big 12/Fifth Place South)

9/4/1999	LOUISIANA	W	24-7	H
9/11/1999	TULSA	W	46-9	H
9/18/1999	at Mississippi State	L	11-29	A
9/25/1999		Idle		
10/2/1999	at Nebraska	* L	14-38	A NR/6
10/9/1999	TEXAS TECH	* W	41-21	H
10/16/1999		Idle		
10/23/1999	KANSAS STATE (HC)	* L	21-44	H NR/7
10/30/1999	at Texas A&M	* L	3-21	A NR/22
11/6/1999	TEXAS	* L	21-34	H NR/11
11/13/1999	KANSAS	* W	45-13	H
11/20/1999	at Baylor	* W	34-14	A
11/27/1999	at Oklahoma	* L	7-44	A

2000 (3-8 overall; 1-7 Big 12/Fifth Place South)

9/9/2000	at Tulsa	W	36-26	A
9/16/2000	TEXAS STATE	W	23-0	H
9/23/2000	SOUTHERN MISSISSIPPI	L	6-28	H NR/22
9/30/2000	at Texas	* L	7-42	A NR/13
10/7/2000	at Missouri	* L	10-24	A
10/14/2000	IOWA STATE (HC)	* L	26-33	H NR/RV
10/21/2000		Idle		
10/28/2000	at Colorado	* L	21-37	A
11/4/2000	TEXAS A&M	* L	16-21	H NR/24
11/11/2000	at Texas Tech	* L	0-58	A
11/18/2000	BAYLOR	* W	50-22	H
11/25/2000	OKLAHOMA	* L	7-12	H NR/1



Head Coach
Les Miles
Four Years | 28-21-0 (.571)

2001 (4-7 overall; 2-6 Big 12/Fifth Place South)

9/1/2001	at Southern Mississippi	L	9-17	A	
9/8/2001	LOUISIANA TECH	W	30-23	H	
9/15/2001	NORTHERN ARIZONA*	Idle		H	
9/22/2001	at Texas A&M	* L	7-21	A	
9/29/2001	NORTHWESTERN STATE (La.)	W	24-0	H	
10/6/2001	MISSOURI	* L	3ot	38-41	H
10/13/2001	TEXAS	* L	17-45	H NR/11	
10/20/2001	at Iowa State	* L	14-28	A	
10/27/2001	COLORADO (HC)	* L	19-22	H NR/25	
11/3/2001		Idle			
11/10/2001	TEXAS TECH	* L	30-49	H	
11/17/2001	at Baylor	* W	38-22	A	
11/24/2001	at Oklahoma	* W	16-13	A NR/4	

* Game canceled due to 9/11 terrorist attacks

2002 (8-5 overall; 5-3 Big 12/Fourth Place South)

8/31/2002	vs. Louisiana Tech*	L	36-39	N
9/7/2002	NORTHERN IOWA	W	45-10	H
9/14/2002	UCLA	L	24-38	H NR/23
9/21/2002	SMU	W	52-16	H
10/5/2002	at Texas	* L	15-17	A NR/2
10/12/2002	at Kansas State	* L	9-44	A NR/19
10/19/2002	NEBRASKA	* W	24-21	H NR/RV
10/26/2002		Idle		
11/2/2002	TEXAS A&M (HC)	* W	28-23	H NR/RV
11/9/2002	at Texas Tech	* L	24-49	A
11/16/2002	at Kansas	* W	55-20	A
11/23/2002	BAYLOR	* W	63-28	H
11/30/2002	OKLAHOMA	* W	38-28	H NR/3
Houston Bowl - Houston, Texas				
12/27/2002	vs. Southern Mississippi	W	33-23	N RV/NR

* in Shreveport, La.

2003 (9-4 overall; 5-3 Big 12/Third Place South)

Preseason AP Rank: No. 24 Final BCS Rank: No. 21				
8/30/2003	at Nebraska	* L	7-17	A 24/RV
9/6/2003	WYOMING	W	48-24	H RV/
9/13/2003	MISSOURI STATE	W	42-3	H RV/
9/20/2003	at SMU	W	52-6	A RV/
9/27/2003		Idle		RV/
10/4/2003	LOUISIANA	W	56-3	H RV/
10/11/2003	KANSAS STATE	* W	38-34	H RV/22
10/18/2003	TEXAS TECH (HC)	* W	51-49	H 23/RV
10/25/2003	at Texas A&M	* W	38-10	A 18/NR
11/1/2003	at Oklahoma	* L	9-52	A 14/1
11/8/2003	TEXAS	* L	16-55	H 21/1
11/15/2003	KANSAS	* W	44-21	H RV/NR
11/22/2003	at Baylor	* W	38-21	A 24/NR
11/29/2003		Idle		23/
12/6/2003		Idle		22/
12/13/2003		Idle		21/
Cotton Bowl - Dallas, Texas				
1/2/2004	vs. Ole Miss	L	28-31	N 21/18

2004 (7-5 overall; 4-4 Big 12/Fifth Place South)

Final BCS Rank: No. 24				
9/4/2004	at UCLA	W	31-20	A
9/11/2004	TULSA	W	38-21	H
9/18/2004	SMU	W	59-7	H
9/25/2004		Idle		25/
10/2/2004	IOWA STATE	* W	36-7	H 25/NR
10/9/2004	at Colorado	* W	42-14	A 22/NR
10/16/2004	TEXAS A&M (HC)	* L	20-36	H 16/23
10/23/2004	at Missouri	* W	20-17	A 22/NR
10/30/2004	OKLAHOMA	* L	35-38	H 20/2
11/6/2004	at Texas	* L	35-56	A 19/6
11/13/2004	BAYLOR	* W	49-21	H 25/NR
11/20/2004		Idle		23/
11/27/2004	at Texas Tech	* L	15-31	A 23/NR
Alamo Bowl - San Antonio, Texas				
12/29/2004	vs. Ohio State	L	7-33	N NR/24



All-Time Scores



Head Coach
Mike Gundy
18 Years | 156-75 (.675)

2005 (4-7 overall; 1-7 Big 12/Sixth Place South)

9/3/2005	MONTANA STATE	W	15-10	H	43,857
9/8/2005	at Florida Atlantic	W	23-3	A	16,421
9/17/2005	ARKANSAS STATE	W	20-10	H	46,817
9/24/2005		Idle			
10/1/2005	COLORADO	* L	0-34	H	47,908
10/8/2005	MISSOURI	* L	31-38	H	42,511
10/15/2005	at Texas A&M	* L	23-62	A	78,451
10/22/2005	at Iowa State	* L	10-37	A	43,964
10/29/2005	TEXAS (HC)	* L	28-47	H	NR/2 48,035
11/5/2005		Idle			
11/12/2005	TEXAS TECH	* W	24-17	H	NR/13 40,035
11/19/2005	at Baylor	* L	34-44	A	28,753
11/26/2005	at Oklahoma	* L	14-42	A	84,875

2006 (7-6 overall; 3-5 Big 12/Fifth Place South)

9/2/2006	MISSOURI STATE	W	52-10	H	41,393
9/9/2006	vs. Arkansas State*	W	35-7	N	23,816
9/16/2006	FLORIDA ATLANTIC	W	48-8	H	42,970
9/23/2006	at Houston	L	25-34	A	28,260
9/30/2006		Idle			
10/7/2006	at Kansas State	* L	27-31	A	46,616
10/14/2006	at Kansas	* W	42-32	A	41,203
10/21/2006	TEXAS A&M (HC)	* L ot	33-34	H	NR/23 43,006
10/28/2006	NEBRASKA	* W	41-29	H	NR/20 40,108
11/4/2006	at Texas	* L	10-36	A	NR/4 89,036
11/11/2006	BAYLOR	* W	66-24	H	35,430
11/18/2006	at Texas Tech	* L	24-30	A	45,457
11/25/2006	OKLAHOMA	* L	21-27	H	NR/13 42,819
Petros Sun Independence Bowl - Shreveport, La.					
12/28/2006	vs. Alabama	W	34-31	N	45,054
* in Little Rock, Ark.					

2007 (7-6 overall; 4-4 Big 12/Third Place South)

9/1/2007	at Georgia	L	14-35	A	NR/13 92,746
9/8/2007	FLORIDA ATLANTIC	W	42-6	H	38,176
9/14/2007	at Troy	L	23-41	A	24,102
9/22/2007	TEXAS TECH	* W	49-45	H	37,850
9/29/2007	SAM HOUSTON STATE	W	39-3	H	41,139
10/6/2007	at Texas A&M	* L	23-24	A	86,217
10/13/2007	at Nebraska	* W	45-14	A	84,334
10/20/2007	KANSAS STATE (HC)	* W	41-39	H	NR/25 41,725
10/27/2007		Idle			
11/3/2007	TEXAS	* L	35-38	H	NR/14 41,406
11/10/2007	KANSAS	* L	28-43	H	NR/5 39,848
11/17/2007	at Baylor	* W	45-14	A	28,159
11/24/2007	at Oklahoma	* L	17-49	A	NR/10 85,238
Insight Bowl - Tempe, Ariz.					
12/31/2007	vs. Indiana	W	49-33	N	48,892

2008 (9-4 overall; 5-3 Big 12/Fourth Place South)

Final AP Rank: No. 16 Final BCS Rank: No. 13					
8/30/2008	vs. Washington State*	W	39-13	N	50,830
9/6/2008	HOUSTON	W	56-37	H	45,001
9/13/2008	MISSOURI STATE	W	57-13	H	43,388
9/27/2008	TROY	W	55-24	H	52,463
10/4/2008	TEXAS A&M	* W	56-28	H	21/1NR 51,147
10/11/2008	at Missouri	* W	28-23	A	17/3 68,349
10/18/2008	BAYLOR (HC)	* W	34-6	H	8/1NR 50,080
10/25/2008	at Texas	* L	24-28	A	7/1 98,518
11/1/2008	IOWA STATE	* W	59-17	H	9/1NR 46,718
11/8/2008	at Texas Tech	* L	20-56	A	8/2 55,663
11/15/2008	at Colorado	* W	30-17	A	11/1NR 46,092
11/22/2008		Idle			
11/29/2008	OKLAHOMA	* L	41-61	H	11/3 49,031
12/6/2008		Idle			
12/13/2008		Idle			
Pacific Life Holiday Bowl - San Diego, Calif.					
12/30/2008	vs. Oregon	L	31-42	N	13/15 59,106
* in Seattle, Wash.					

2009 (9-4 overall; 6-2 Big 12/Second Place South)

Preseason AP Rank: No. 9 Final BCS Rank: No. 19					
9/5/2009	GEORGIA	W	24-10	H	9/13 53,012
9/12/2009	HOUSTON	L	35-45	H	5/1RV 50,875
9/19/2009	RICE	W	41-24	H	16/1NR 51,803
9/26/2009	GRAMBLING STATE	W	56-6	H	16/1NR 56,901
10/3/2009		Idle			
10/10/2009	at Texas A&M	* W	36-31	A	15/1NR 76,153
10/17/2009	MISSOURI (HC)	* W	33-17	H	16/1RV 55,752
10/24/2009	at Baylor	* W	34-7	A	14/1NR 38,117
10/31/2009	TEXAS	* L	14-41	H	13/3 58,516
11/7/2009	at Iowa State	* W	34-8	A	18/1NR 40,540
11/14/2009	TEXAS TECH	* W	24-17	H	17/1RV 52,811

11/19/2009	COLORADO	* W	31-28	H	12/1RV 50,080
11/28/2009	at Oklahoma	* L	0-27	A	11/1NR 85,606
AT&T Cotton Bowl - Arlington, Texas					
1/2/2010	vs. Ole Miss	L	7-21	N	21/1RV 77,928

2010 (11-2 overall; 6-2 Big 12/T-First Place South)

Final AP Rank: No. 13 Final BCS Rank: No. 14					
9/4/2010	WASHINGTON STATE	W	65-17	H	RV/1NR 48,962
9/11/2010	TROY	W	41-38	H	RV/1NR 48,820
9/18/2010	TULSA	W	65-28	H	RV/1NR 51,778
9/25/2010		Idle			
9/30/2010	TEXAS A&M	* W	38-35	H	RV/1RV 48,284
10/8/2010	at Louisiana	W	54-28	A	22/1NR 25,881
10/16/2010	at Texas Tech	* W	34-17	A	20/1NR 60,454
10/23/2010	NEBRASKA (HC)	* L	41-51	H	17/14 55,935
10/30/2010	at Kansas State	* W	24-14	A	20/1NR 50,831
11/6/2010	BAYLOR	* W	55-28	H	19/22 50,741
11/13/2010	at Texas	* W	33-16	A	12/1NR 100,659
11/20/2010	at Kansas	* W	48-14	A	12/1NR 39,261
11/27/2010	OKLAHOMA	* L	41-47	H	10/14 51,164
12/4/2010		Idle			
Valero Alamo Bowl - San Antonio, Texas					
12/29/2010	vs. Arizona	W	36-10	N	16/1NR 57,593

2011 (12-1 overall; 8-1 Big 12/First Place)

*** Big 12 Conference Champions***					
Preseason AP Rank: No. 9 Final AP Rank: No. 3 Final BCS Rank: No. 3					
9/3/2011	LOUISIANA	W	61-34	H	9/1NR 55,382
9/8/2011	ARIZONA	W	37-14	H	9/1RV 54,654
9/18/2011*	at Tulsa	W	59-33	A	8/1NR 24,563
9/24/2011	at Texas A&M	* W	30-29	A	7/8 87,358
10/1/2011		Idle			
10/8/2011	KANSAS	* W	70-28	H	6/1NR 58,030
10/15/2011	at Texas	* W	38-26	A	6/22 100,101
10/22/2011	at Missouri	* W	45-24	A	6/1NR 64,202
10/29/2011	BAYLOR (HC)	* W	59-24	H	3/1RV 58,274
11/5/2011	KANSAS STATE	* W	52-45	H	3/17 58,895
11/12/2011	at Texas Tech	* W	66-6	A	2/1NR 57,205
11/18/2011	at Iowa State	* L 2ot	31-37	A	2/1NR 52,027
11/26/2011		Idle			
12/3/2011	OKLAHOMA	* W	44-10	H	3/13 58,141
Tostitos Fiesta Bowl - Glendale, Ariz.					
1/2/2012	vs. Stanford	W ot	41-38	N	3/4 69,927
* Changed from Sept. 17 because the game kicked off at 12:16 a.m. on Sept. 18 due to a lightning delay.					

2012 (8-5 overall; 5-4 Big 12/T-Third Place)

Preseason AP Rank: No. 19					
9/1/2012	SAVANNAH STATE	W	84-0	H	19/1NR 55,784
9/8/2012	at Arizona	L	38-59	A	18/1NR 45,602
9/15/2012	LOUISIANA	W	65-24	H	RV/1NR 56,062
9/22/2012		Idle			
9/29/2012	TEXAS	* L	36-41	H	RV/12 56,709
10/6/2012		Idle			
10/13/2012	at Kansas	* W	20-14	A	31,115
10/20/2012	IOWA STATE (HC)	* W	31-10	H	57,019
10/27/2012	TCU	* W	36-10	H	RV/1RV 57,183
11/3/2012	at Kansas State	* L	30-44	A	RV/3 50,781
11/10/2012	WEST VIRGINIA	* W	55-34	H	RV/1NR 57,799
11/17/2012	TEXAS TECH	* W	59-21	H	RV/23 55,341
11/24/2012	at Oklahoma	* L ot	48-51	A	22/14 85,824
12/1/2012	at Baylor	* L	34-41	A	24/1NR 39,203
Heart of Dallas Bowl - Dallas, Texas					
1/1/2013	vs. Purdue	W	58-14	N	RV/1NR 48,313

2013 (10-3 overall; 7-2 Big 12/T-Second Place)

Preseason AP Rank: No. 13 Final AP Rank: No. 17 Final BCS Rank: No. 13					
8/31/2013	vs. Mississippi State*	W	21-3	N	13/1NR 35,874
9/7/2013	at UTSA	W	56-35	A	13/1NR 40,977
9/14/2013	LAMAR	W	59-3	H	12/1NR 59,061
9/21/2013		Idle			
9/28/2013	at West Virginia	* L	21-30	A	11/1NR 57,280
10/5/2013	KANSAS STATE	* W	33-29	H	21/1NR 58,841
10/12/2013		Idle			
10/19/2013	TCU (HC)	* W	24-10	H	21/1NR 59,638
10/26/2013	at Iowa State	* W	58-27	A	19/1NR 56,800
11/2/2013	at Texas Tech	* W	52-34	A	18/15 61,836
11/9/2013	KANSAS	* W	42-6	H	15/1NR 58,476
11/16/2013	at Texas	* W	38-13	A	12/23 99,739
11/23/2013	BAYLOR	* W	49-17	H	11/3 60,218
11/30/2013		Idle			
12/7/2013	OKLAHOMA	* L	24-33	H	6/18 58,520
AT&T Cotton Bowl - Arlington, Texas					
1/3/2014	vs. Missouri	L	31-41	N	13/9 72,690
* in Houston, Texas					

2014 (7-6 overall; 4-5 Big 12/Seventh Place)

8/30/2014	vs. Florida State*	L	31-37	N	RV/1 61,521
9/6/2014	MISSOURI STATE	W	40-23	H	RV/1NR 51,562
9/13/2014	UTSA	W	43-13	H	RV/1NR 54,577

9/20/2014		Idle				25/
9/25/2014	TEXAS TECH	* W	45-35	H	24/1NR 55,958	
10/4/2014	IOWA STATE	* W	37-20	H	21/1NR 52,608	
10/11/2014	at Kansas	* W	27-20	A	16/1NR 31,985	
10/18/2014	at TCU	* L	9-42	A	15/12 43,214	
10/25/2014	WEST VIRGINIA (HC)	* L	10-34	H	RV/22 59,124	
11/1/2014	at Kansas State	* L	14-48	A	RV/11 53,746	
11/8/2014		Idle				
11/15/2014	TEXAS	* L	7-28	H	52,495	
11/22/2014	at Baylor	* L	28-49	A	NR/6 47,179	
11/29/2014		Idle				
12/6/2014	at Oklahoma	* W ot	38-35	A	NR/18 85,312	
Ticketcity Cactus Bowl - Tempe, Ariz.						
1/2/2015	vs. Washington	W	30-22	N	35,409	
* in Arlington, Texas						

2015 (10-3 overall; 7-2 Big 12/Second Place)

Final AP Rank: No. 20 Final CFP Rank: No. 16						
9/3/2015	at Central Michigan	W	24-13	A	RV/1NR 19,717	
9/12/2015	CENTRAL ARKANSAS	W	32-8	H	RV/1NR 56,262	
9/19/2015	UTSA	W	69-14	H	25/1NR 54,351	
9/26/2015	at Texas	* W	30-27	A	24/1NR 87,073	
10/3/2015	KANSAS STATE	* W	36-34	H	20/1RV 57,618	
10/10/2015	at West Virginia	* W ot	33-26	A	21/1RV 60,410	
10/17/2015		Idle				
10/24/2015	KANSAS (HC)	* W	58-10	H	14/1NR 59,486	
10/31/2015	at Texas Tech	* W	70-53	A	12/1NR 54,872	
11/7/2015	TCU	* W	49-29	H	12/5 59,061	
11/14/2015	at Iowa State	* W	35-31	A	5/1NR 54,180	
11/21/2015	BAYLOR	* L	35-45	H	4/10 58,669	
11/28/2015	OKLAHOMA	* L	23-58	H	9/5 58,231	
Allstate Sugar Bowl - New Orleans, La.						
1/1/2016	vs. Ole Miss	L	20-48	N	13/16 72,117	

2016 (10-3 overall; 7-2 Big 12/T-Second Place)

Preseason AP Rank: No. 21 Final AP Rank: No. 11 Final CFP Rank: No. 12						
9/3/2016	SOUTHEASTERN LA.	W	61-7	H	21/1NR 50,079	
9/10/2016	CENTRAL MICHIGAN	L	27-30	H	22/1NR 52,523	
9/17/2016	PITTSBURGH	W	45-38	H	RV/1RV 53,514	
9/24/2016	at Baylor	* L	24-35	A	RV/16 45,373	
10/1/2016	TEXAS	* W	49-31	H	RV/22 53,468	
10/8/2016	IOWA STATE	* W	38-31	H	RV/1NR 53,239	
10/15/2016		Idle				
10/22/2						



All-Time Scores

2019 (8-5 overall; 5-4 Big 12/T-Third Place)

Final CFP Rank: No. 25						
8/30/2019	at Oregon State	W	52-36	A	RV/NR	31,681
9/7/2019	MCNEESE	W	56-14	H	RV/NR	55,509
9/14/2019	at Tulsa	W	40-21	A	RV/NR	28,612
9/21/2019	at Texas	* L	30-36	A	RV/12	96,936
9/28/2019	KANSAS STATE	* W	26-13	H	RV/24	55,509
10/5/2019	at Texas Tech	* L	35-45	A	21/NR	56,479
10/12/2019		Idle			NR/	
10/19/2019	BAYLOR (HC)	* L	27-45	H	NR/18	55,060
10/26/2019	at Iowa State	* W	34-27	A	NR/23	61,500
11/2/2019	TCU	* W	34-27	H	RV/NR	52,861
11/9/2019		Idle			RV/	
11/16/2019	KANSAS	* W	31-13	H	25/NR	55,388
11/23/2019	at West Virginia	* W	20-13	A	22/NR	46,022
11/30/2019	OKLAHOMA	* L	16-34	H	21/7	54,575
12/7/2019		Idle			RV/	
Academy Sports + Outdoors Texas Bowl - Houston, Texas						
12/27/2019	vs. Texas A&M	L	21-24	N	25/RV	68,415

2020 (8-3 overall; 6-3 Big 12/Third Place)*

Preseason AP Rank: 15 Final AP Rank: No. 20 Final CFP Rank: No. 21						
9/19/2020	TULSA%	W	16-7	H	11/NR	14,668
9/26/2020	WEST VIRGINIA	* W	27-13	H	15/RV	14,672
10/3/2020	at Kansas	* W	47-7	A	17/NR	9,480
10/10/2020		Idle			10/	
10/17/2020		Idle			7/	
10/24/2020	IOWA STATE	* W	24-21	H	6/17	14,671
10/31/2020	TEXAS	* L	34-41	H	6/RV	14,672
11/7/2020	at Kansas State	* W	20-18	A	14/RV	11,980
11/14/2020		Idle			14/	
11/21/2020	at Oklahoma	* L	13-41	A	14/18	22,700
11/28/2020	TEXAS TECH	* W	50-44	H	21/NR	14,645
12/5/2020	at TCU	* L	22-29	A	19/NR	12,594
12/12/2020	at Baylor!	* W	42-3	A	RV/NR	11,667
12/19/2020		Idle			RV/	
Cheez-It Bowl - Orlando, Fla.						
12/29/2020	vs. Miami (Fla.)	W	37-34	N	RV/18	8,090

* The season was rescheduled and shortened to 10 regular season games due to the COVID-19 pandemic. The original, unplayed schedule was as follows: Sept. 3 (Thu.) - Oregon State; Sept. 12 - Tulsa; Sept. 19 - Western Illinois; Oct. 3 - at TCU; Oct. 10 - Iowa State; Oct. 17 - at Kansas; Oct. 24 - at Oklahoma; Oct. 31 - Texas Tech; Nov. 7 - at Baylor; Nov. 14 - West Virginia; Nov. 21 - at Kansas State; Nov. 27 (Fri.) - Texas; Dec. 5 - Big 12 Championship Game (Arlington)

% Game vs. Tulsa was scheduled for Sept. 12, but COVID issues within the Tulsa program forced the game to be postponed to Sept. 19.

! Game vs. Baylor was scheduled for Oct. 17, but COVID issues within the Baylor program forced the game to be postponed to Dec. 12.

2021 (12-2 overall; 8-1 Big 12/First Place Regular Season)

Final AP Rank: No. 7 Final CFP Rank: No. 9						
9/4/2021	MISSOURI STATE	W	23-16	H	RV/NR	50,807
9/11/2021	TULSA	W	28-23	H	RV/NR	52,127
9/18/2021	at Boise State	W	21-20	A	RV/NR	36,702
9/25/2021	KANSAS STATE	* W	31-20	H	RV/25	51,444
10/2/2021	BAYLOR	* W	24-14	H	19/21	52,144
10/9/2021		Idle			12/	
10/16/2021	at Texas	* W	32-24	A	12/25	99,916
10/23/2021	at Iowa State	* L	21-24	A	8/RV	61,500
10/30/2021	KANSAS (HC)	* W	55-3	H	15/NR	55,026
11/6/2021	at West Virginia	* W	24-3	A	11/NR	50,109
11/13/2021	TCU	* W	63-17	H	10/NR	54,549
11/20/2021	at Texas Tech	* W	23-0	A	9/NR	53,169
11/27/2021	OKLAHOMA	* W	37-33	H	7/10	54,990
Dr. Pepper Big 12 Championship Game - Arlington, Texas						
12/4/2021	vs. Baylor	L	16-21	N	5/9	65,771
PlayStation Fiesta Bowl - Glendale, Ariz.						
1/1/2022	vs. Notre Dame	W	37-35	N	9/5	49,550

2022 (7-6 overall; 4-5 Big 12/Fifth Place)

Preseason AP Rank: 12						
9/1/2022	CENTRAL MICHIGAN	W	58-44	H	12/NR	53,808
9/10/2022	ARIZONA STATE	W	34-17	H	11/NR	54,949
9/17/2022	ARKANSAS-PINE BLUFF	W	63-7	H	8/NR	55,509
9/24/2022		Idle			9/	
10/1/2022	at Baylor	* W	36-25	A	9/16	47,979
10/8/2022	TEXAS TECH	* W	41-31	H	7/NR	55,509
10/15/2022	at TCU	* L	40-43	A	8/13	49,595
10/22/2022	TEXAS (HC)	* W	41-34	H	11/20	55,509
10/29/2022	at Kansas State	* L	0-48	A	9/22	51,133
11/5/2022	at Kansas	* L	16-37	A	18/NR	43,606
11/12/2022	IOWA STATE	* W	20-14	H	RV/NR	55,509
11/19/2022	at Oklahoma	* L	13-28	A	24/NR	84,132
11/26/2022	WEST VIRGINIA	* L	19-24	H	RV/NR	52,353
Guaranteed Rate Bowl - Phoenix, Ariz.						
12/27/2022	vs. Wisconsin	L	17-24	N		23,187



OSU vs. AP Top-25 Opponents

OSU/Oppt.					OSU/Oppt.					OSU/Oppt.				
Date	Opponent	Result	Score	Site Rank	Date	Opponent	Result	Score	Site Rank	Date	Opponent	Result	Score	Site Rank
10/28/1939	at Oklahoma	L	0-41	A NR/6	11/13/1965	NEBRASKA (HC)	* L	17-21	H NR/3	10/9/1976	KANSAS	* W	21-14	H NR/8
11/11/1939	at Washington (Mo.)	* L	0-7	A NR/16	9/17/1966	at Arkansas	L	10-14	A NR/5	10/23/1976	at Oklahoma	* W	31-24	A NR/5
11/7/1942	at Tulsa	* L	6-34	A NR/12	11/12/1966	at Nebraska	* L	6-21	A NR/4	10/30/1976	MISSOURI (HC)	* W	20-19	H 16/10
11/6/1943	at Tulsa	* L	6-55	A NR/19	10/28/1967	at Colorado	* W	10-7	A NR/3	11/6/1976	at Nebraska	* L	10-14	A 13/9
10/28/1944	at Tulsa	* W	46-40	A NR/7	12/2/1967	at Oklahoma	* L	14-38	A NR/3	11/20/1976	IOWA STATE	* W	42-21	H 16/14
11/10/1945	TULSA (HC)	* W	12-6	H 11/19	10/12/1968	at Houston	W	21-17	A NR/11	10/8/1977	at Colorado	* L	13-29	A NR/6
10/19/1946	at Georgia	L	13-33	A NR/8	10/19/1968	at Kansas	* L	14-49	A NR/4	10/29/1977	NEBRASKA	* L	14-31	H NR/12
11/30/1946	OKLAHOMA	L	12-73	H NR/17	11/2/1968	at Missouri	* L	7-42	A NR/10	11/5/1977	OKLAHOMA	* L	28-61	H NR/3
11/29/1947	at Oklahoma	L	13-21	A NR/20	11/30/1968	OKLAHOMA	* L	7-41	H NR/11	9/16/1978	at Florida State	L	20-38	A NR/16
11/27/1948	OKLAHOMA	L	15-19	H NR/6	9/20/1969	at Arkansas	L	0-39	A NR/2	9/23/1978	ARKANSAS	L	7-19	H NR/2
10/8/1949	at Missouri	L	7-21	A NR/20	10/18/1969	at Missouri	* L	21-31	A NR/6	10/14/1978	COLORADO	* W	24-20	H NR/13
11/26/1949	at Oklahoma	L	0-41	A NR/3	11/8/1969	KANSAS STATE (HC)	* W	28-19	H NR/15	10/28/1978	at Nebraska	* L	14-22	A NR/4
10/14/1950	at SMU	L	0-56	A NR/2	9/19/1970	at Arkansas	L	7-23	A NR/11	11/18/1978	at Oklahoma	* L	7-62	A NR/4
12/2/1950	OKLAHOMA	L	14-41	H NR/1	9/26/1970	HOUSTON	W	26-17	H NR/11	9/22/1979	at Arkansas	L	7-27	A NR/15
12/1/1951	at Oklahoma	L	6-41	A NR/10	10/3/1970	MISSOURI	* L	20-40	H NR/20	10/13/1979	at Missouri	* W	14-13	A NR/15
11/15/1952	at Kansas	L	7-21	A NR/19	10/24/1970	at Nebraska	* L	31-65	A NR/4	10/20/1979	NEBRASKA	* L	0-36	H NR/2
11/29/1952	OKLAHOMA	L	7-54	H NR/4	9/18/1971	at Arkansas	L	10-31	A NR/6	11/3/1979	OKLAHOMA	* L	7-38	H NR/7
11/28/1953	at Oklahoma	L	7-42	A NR/4	10/23/1971	NEBRASKA	* L	13-41	H NR/1	9/20/1980	at Arkansas	* L	20-33	A NR/17
10/2/1954	at Texas Tech	T	13-13	A NR/17	11/13/1971	at Colorado	* L	6-40	A NR/12	10/11/1980	MISSOURI	* L	7-30	H NR/19
11/27/1954	OKLAHOMA	L	0-14	H NR/3	12/4/1971	OKLAHOMA	* L	14-58	H NR/3	10/18/1980	at Nebraska	* L	7-48	A NR/10
9/24/1955	at Arkansas (Little Rock)	L	0-21	A NR/17	9/30/1972	COLORADO	* W	31-6	H NR/3	11/29/1980	at Oklahoma	* L	14-63	A NR/6
11/26/1955	at Oklahoma	L	0-53	A NR/1	10/28/1972	at Nebraska	* L	0-34	A NR/3	11/7/1981	NEBRASKA	* L	7-54	H NR/11
12/1/1956	OKLAHOMA	L	0-53	H NR/1	11/25/1972	IOWA STATE	* W	45-14	H NR/12	10/23/1982	at Oklahoma	* L	9-27	A NR/20
11/30/1957	at Oklahoma	L	6-53	A NR/5	12/2/1972	at Oklahoma	* W*	15-38	A 20/3	11/6/1982	at Nebraska	* L	10-48	A NR/6
10/18/1958	at Houston	W	7-0	A NR/15	10/20/1973	at Missouri	* L	9-13	A NR/7	10/8/1983	NEBRASKA	* L	10-14	H NR/1
11/1/1958	AIR FORCE (HC)	L	29-33	H NR/13	12/17/1973	NEBRASKA	* T	17-17	H NR/10	10/15/1983	OKLAHOMA	* L	20-21	H NR/15
11/29/1958	OKLAHOMA	L	0-7	H NR/3	12/1/1973	OKLAHOMA	* L	18-45	H NR/2	12/31/1983	vs. Baylor	W	24-14	N NR/20
11/28/1959	at Oklahoma	L	7-17	A NR/17	9/21/1974	at Arkansas	W	26-7	A NR/10	9/8/1984	at Arizona State	W	45-3	A NR/12
9/17/1960	at Arkansas	L	0-9	A NR/19	10/5/1974	at Texas Tech	L	13-14	A NR/10	10/6/1984	at Nebraska	* L	3-17	A 9/8
9/24/1960	at Missouri	* L	7-28	A NR/16	10/26/1974	at Nebraska	* L	3-7	A NR/9	11/24/1984	at Oklahoma	* L	14-24	A 3/2
10/22/1960	KANSAS (HC)	* L	7-14	H NR/15	11/30/1974	at Oklahoma	* L	13-44	A NR/1	12/28/1984	vs. South Carolina	W	21-14	N 9/7
12/1/1962	at Oklahoma	* L	6-37	A NR/8	12/28/1974	vs. BYU	W	16-6	N NR/17	9/7/1985	at Washington	W	31-17	A 16/12
9/21/1963	at Arkansas	L	0-21	A NR/8	9/20/1975	ARKANSAS	W	20-13	H NR/16	10/12/1985	NEBRASKA	* L	24-34	H 5/9
10/5/1963	at Texas	L	7-34	A NR/3	10/11/1975	at Missouri	* L	14-41	A 14/12	11/30/1985	OKLAHOMA	* L	0-13	H 17/3
11/16/1963	NEBRASKA	* L	16-20	H NR/10	10/18/1975	NEBRASKA	* L	20-28	H NR/4	12/30/1985	vs. Florida State	L	23-34	N 19/18
11/30/1963	at Oklahoma	* L	10-34	A NR/10	11/1/1975	OKLAHOMA	* L	7-27	H 19/2	10/11/1986	at Nebraska	* L	10-30	A NR/3
11/14/1964	at Nebraska	* L	14-27	A NR/4	11/8/1975	at Colorado	* L	7-17	A NR/14	10/18/1986	at Oklahoma	* L	0-19	A NR/5
9/18/1965	at Arkansas	L	14-28	A NR/6	9/18/1976	at Arkansas	L	10-16	A NR/12	10/17/1987	NEBRASKA	* L	0-35	H 12/2
										11/7/1987	at Oklahoma	* L	10-29	A 12/1
										10/15/1988	at Nebraska	* L	42-63	A 10/7
										11/5/1988	OKLAHOMA	* L	28-31	H 12/8
										12/30/1988	vs. Wyoming	W	62-14	N 12/15
										10/7/1989	at Oklahoma	* L	15-37	A NR/16
										10/21/1989	NEBRASKA	* L	23-48	H NR/4
										11/11/1989	COLORADO	* L	17-41	H NR/2
										10/6/1990	OKLAHOMA	* L	17-31	H NR/7
										10/20/1990	at Nebraska	* L	3-31	A NR/4
										11/10/1990	at Colorado	* L	22-41	A NR/4
										10/5/1991	at Miami (Fla.)	L	3-40	A NR/2
										10/12/1991	NEBRASKA	* L	15-49	H NR/14
										11/9/1991	COLORADO	* L	12-16	H NR/14
										11/16/1991	at Oklahoma	* L	6-21	A NR/18
										9/19/1992	at Michigan	L	3-35	A NR/6
										10/10/1992	at Nebraska	* L	0-55	A NR/14
										10/31/1992	at Kansas	* L	18-26	A NR/18
										11/7/1992	at Colorado	* L	0-28	A NR/16
										10/7/1993	NEBRASKA	* L	13-27	H NR/7
										11/6/1993	COLORADO	* L	14-31	H NR/23
										11/13/1993	at Oklahoma	* L	0-31	A NR/17
										11/20/1993	KANSAS STATE	* L	17-21	H NR/20
										10/8/1994	at Nebraska	* L	3-32	A NR/2
										11/5/1994	at Colorado	* L	3-17	A NR/7
										11/19/1994	at Kansas State	* L	6-23	A NR/11
										8/31/1995	NEBRASKA	* L	21-64	H NR/2
										9/30/1995	at Tennessee	L	0-31	A NR/12
										10/14/1995	KANSAS STATE (HC)	* L	17-23	H NR/8
										11/4/1995	COLORADO	* L	32-45	H NR/10
										11/18/1995	KANSAS	* L	17-22	H NR/15
										10/5/1996	at Texas	* L	14-71	A NR/23
										10/12/1996	at Colorado	* L	13-35	A NR/9
										10/11/1997	COLORADO (HC)	* W	33-29	H 20/24
										11/1/1997	at Texas A&M	* L ot	25-28	A 19/25
										12/30/1997	vs. Purdue	L	20-33	N 24/17
										9/19/1998	MISSISSIPPI STATE	W	42-23	H NR/25




All-American Rashaun Woods helped lead OSU to a 16-13 win at No. 3 Oklahoma in 2001.



OSU vs. AP Top-25 Opponents

Date	Opponent	Result	Score	Site	Rank	OSU/Oppt.
10/3/1998	vs. Nebraska (in Kansas City)	* L	17-24	N	NR/2	
10/17/1998	at Kansas State	* L	20-52	A	NR/4	
10/31/1998	TEXAS A&M (HC)	* L	6-17	H	NR/8	
11/7/1998	at Texas	* L	34-37	A	NR/20	
10/2/1999	at Nebraska	* L	14-38	A	NR/6	
10/23/1999	KANSAS STATE (HC)	* L	21-44	H	NR/7	
10/30/1999	at Texas A&M	* L	3-21	A	NR/22	
11/6/1999	TEXAS	* L	21-34	H	NR/11	
9/23/2000	SOUTHERN MISSISSIPPI	L	6-28	H	NR/22	
9/30/2000	at Texas	* L	7-42	A	NR/13	
11/4/2000	TEXAS A&M	* L	16-21	H	NR/24	
11/25/2000	OKLAHOMA	* L	7-12	H	NR/1	
10/13/2001	TEXAS	* L	17-45	H	NR/11	
10/27/2001	COLORADO (HC)	* L	19-22	H	NR/25	
11/24/2001	at Oklahoma	* W	16-13	A	NR/4	
9/14/2002	UCLA	L	24-38	H	NR/23	
10/5/2002	at Texas	* L	15-17	A	NR/2	
10/12/2002	at Kansas State	* L	9-44	A	NR/19	
11/30/2002	OKLAHOMA	* W	38-28	H	NR/3	
10/11/2003	KANSAS STATE	* W	38-34	H	RV/22	
11/1/2003	at Oklahoma	* L	9-52	A	14/1	
11/8/2003	TEXAS	* L	16-55	H	21/11	
1/2/2004	vs. Ole Miss	L	28-31	N	21/18	
10/16/2004	TEXAS A&M (HC)	* L	20-36	H	16/23	
10/30/2004	OKLAHOMA	* L	35-38	H	20/2	
11/6/2004	at Texas	* L	35-56	A	19/6	
12/29/2004	vs. Ohio State	L	7-33	N	NR/24	
10/29/2005	TEXAS (HC)	* L	28-47	H	NR/2	
11/12/2005	TEXAS TECH	* W	24-17	H	NR/13	
10/21/2006	TEXAS A&M (HC)	* L ot	33-34	H	NR/23	
10/28/2006	NEBRASKA	* W	41-29	H	NR/20	
11/4/2006	at Texas	* L	10-36	A	NR/4	
11/25/2006	OKLAHOMA	* L	21-27	H	NR/13	
9/1/2007	at Georgia	L	14-35	A	NR/13	
10/20/2007	KANSAS STATE (HC)	* W	41-39	H	NR/25	
11/3/2007	TEXAS	* L	35-38	H	NR/14	
11/10/2007	KANSAS	* L	28-43	H	NR/5	
11/24/2007	at Oklahoma	* L	17-49	A	NR/10	
10/11/2008	at Missouri	* W	28-23	A	17/3	
10/25/2008	at Texas	* L	24-28	A	7/1	
11/8/2008	at Texas Tech	* L	20-56	A	8/2	
11/29/2008	OKLAHOMA	* L	41-61	H	11/3	
12/30/2008	vs. Oregon	L	31-42	N	13/15	
9/5/2009	GEORGIA	W	24-10	H	9/13	
10/31/2009	TEXAS	* L	14-41	H	13/3	
10/23/2010	NEBRASKA (HC)	* L	41-51	H	17/14	
11/6/2010	BAYLOR	* W	55-28	H	19/22	
11/27/2010	OKLAHOMA	* L	41-47	H	10/14	
9/24/2011	at Texas A&M	* W	30-29	A	7/8	
10/15/2011	at Texas	* W	38-26	A	6/22	
11/5/2011	KANSAS STATE	* W	52-45	H	3/17	
12/3/2011	OKLAHOMA	* W	44-10	H	3/13	
1/2/2012	vs. Stanford	W ot	41-38	N	3/4	
9/29/2012	TEXAS	* L	36-41	H	RV/13	
11/3/2012	at Kansas State	* L	30-44	A	RV/3	
11/17/2012	TEXAS TECH	* W	59-21	H	RV/23	
11/24/2012	at Oklahoma	* L ot	48-51	A	22/14	
11/2/2013	at Texas Tech	* W	52-34	A	18/15	
11/16/2013	at Texas	* W	38-13	A	12/23	
11/23/2013	BAYLOR	* W	49-17	H	11/3	
12/7/2013	OKLAHOMA	* L	24-33	H	6/18	
1/3/2014	vs. Missouri	L	31-41	N	13/9	
8/30/2014	vs. Florida State (Arlington)	L	31-37	N	RV/1	
10/18/2014	at TCU	* L	9-42	A	15/12	
10/25/2014	WEST VIRGINIA (HC)	* L	10-34	H	RV/22	
11/1/2014	at Kansas State	* L	14-48	A	RV/11	
11/22/2014	at Baylor	* L	28-49	A	NR/6	
12/6/2014	at Oklahoma	* W ot	38-35	A	NR/18	
11/7/2015	TCU	* W	49-29	H	12/5	
11/21/2015	BAYLOR	* L	35-45	H	4/10	
11/28/2015	OKLAHOMA	* L	23-58	H	9/5	
1/1/2016	vs. Ole Miss	L	20-48	N	13/16	
9/24/2016	at Baylor	* L	24-35	A	RV/16	
10/1/2016	TEXAS	* W	49-31	H	RV/22	



Barry Hanna's late touchdown lifted OSU to a 21-14 win over No. 7 South Carolina in the 1984 Gator Bowl.

Date	Opponent	Result	Score	Site	Rank	OSU/Oppt.
10/29/2016	WEST VIRGINIA (HC)	* W	37-20	H	RV/10	
12/5/2016	at Oklahoma	* L	20-38	A	11/7	
12/29/2016	vs. Colorado	W	38-8	N	13/11	
9/23/2017	TCU	* L	31-44	H	6/16	
10/28/2017	at West Virginia	* W	50-39	A	11/22	
11/4/2017	OKLAHOMA	* L	52-62	H	11/8	
11/11/2017	at Iowa State	* W	49-42	A	12/24	
12/28/2017	vs. Virginia Tech	W	30-21	N	17/22	
9/15/2018	BOISE STATE	W	44-21	H	24/17	
10/27/2018	TEXAS (HC)	* W	38-35	H	NR/6	
11/10/2018	at Oklahoma	* L	47-48	A	NR/6	
11/17/2018	WEST VIRGINIA	* W	45-41	H	NR/7	
12/31/2018	vs. Missouri	W	38-33	N	NR/23	
9/21/2019	at Texas	* L	30-36	A	RV/12	
9/28/2019	KANSAS STATE	* W	26-13	H	RV/24	
10/19/2019	BAYLOR (HC)	* L	27-45	H	NR/18	
10/26/2019	at Iowa State	* W	34-27	A	NR/23	
11/30/2019	OKLAHOMA	* L	16-34	H	21/7	
10/24/2020	IOWA STATE	* W	24-21	H	6/17	
11/21/2020	at Oklahoma	* L	13-41	A	14/18	
12/29/2020	vs. Miami (Fla.)	W	37-34	N	RV/18	
9/25/2021	KANSAS STATE	* W	31-20	H	RV/25	
10/2/2021	BAYLOR	* W	24-14	H	19/21	
10/16/2021	at Texas	* W	32-24	A	12/25	
11/27/2021	OKLAHOMA	* W	37-33	H	7/10	
12/4/2021	vs. Baylor	L	16-21	N	5/9	
1/1/2022	vs. Notre Dame	W	37-35	N	9/5	
10/1/2022	at Baylor	* W	36-25	A	9/16	
10/15/2022	at TCU	* L ot	40-43	A	8/13	
10/22/2022	TEXAS (HC)	* W	41-34	H	11/20	
10/29/2022	at Kansas State	* L	0-48	A	9/22	

AP top-10 opponents defeated by Oklahoma State

Sorted by Opponent Rank

Date	Opponent	Conf.	Res.	Score	Site	Rank	OSU/Oppt.
No. 1	-	-	-	-	-	-	-
No. 2	-	-	-	-	-	-	-
No. 3							
10/28/1967	at Colorado	*	W	10-7	A	NR/3	
9/30/1972	COLORADO	*	W	31-6	H	NR/3	
11/30/2002	OKLAHOMA	*	W	38-28	H	NR/3	
10/11/2008	at Missouri	*	W	28-23	A	17/3	
11/23/2013	BAYLOR	*	W	49-17	H	11/3	
No. 4							
11/24/2001	at Oklahoma	*	W	16-13	A	NR/4	
1/2/2012	vs. Stanford		W ot	41-38	N	3/4	
No. 5							
10/23/1976	at Oklahoma	*	W	31-24	A	NR/5	
11/7/2015	TCU	*	W	49-29	H	12/5	
1/1/2022	vs. Notre Dame		W	37-35	N	9/5	
No. 6							
10/27/2018	TEXAS (HC)	*	W	38-35	H	NR/6	
No. 7							
10/28/1944	at Tulsa	*	W	46-40	A	NR/7	
12/28/1984	vs. South Carolina		W	21-14	N	9/7	
11/17/2018	WEST VIRGINIA	*	W	45-41	H	NR/7	
No. 8							
10/9/1976	KANSAS	*	W	21-14	H	NR/8	
9/24/2011	at Texas A&M	*	W	30-29	A	7/8	
No. 9							
No. 10							
9/21/1974	at Arkansas		W	26-7	A	NR/10	
10/30/1976	MISSOURI (HC)	*	W	20-19	H	16/10	
10/29/2016	WEST VIRGINIA (HC)	*	W	37-20	H	RV/10	
11/27/2021	OKLAHOMA	*	W	37-33	H	7/10	

Sorted by Date

Date	Opponent	Conf.	Res.	Score	Site	Rank	OSU/Oppt.
10/28/1944	at Tulsa	*	W	46-40	A	NR/7	
10/28/1967	at Colorado	*	W	10-7	A	NR/3	
9/30/1972	COLORADO	*	W	31-6	H	NR/3	
9/21/1974	at Arkansas		W	26-7	A	NR/10	
10/9/1976	KANSAS	*	W	21-14	H	NR/8	
10/23/1976	at Oklahoma	*	W	31-24	A	NR/5	
10/30/1976	MISSOURI (HC)	*	W	20-19	H	16/10	
12/28/1984	vs. South Carolina		W	21-14	N	9/7	
11/24/2001	at Oklahoma	*	W	16-13	A	NR/4	
11/30/2002	OKLAHOMA	*	W	38-28	H	NR/3	
10/11/2008	at Missouri	*	W	28-23	A	17/3	
9/24/2011	at Texas A&M	*	W	30-29	A	7/8	
1/2/2012	vs. Stanford		W ot	41-38	N	3/4	
11/23/2013	BAYLOR	*	W	49-17	H	11/3	
11/7/2015	TCU	*	W	49-29	H	12/5	
10/29/2016	WEST VIRGINIA (HC)	*	W	37-20	H	RV/10	
10/27/2018	TEXAS (HC)	*	W	38-35	H	NR/6	
11/17/2018	WEST VIRGINIA	*	W	45-41	H	NR/7	
11/27/2021	OKLAHOMA	*	W	37-33	H	7/10	
1/1/2022	vs. Notre Dame		W	37-35	N	9/5	



OSU as an AP Top-25 Team

OSU/Oppt.					OSU/Oppt.					OSU/Oppt.				
Date	Opponent	Result	Score	Site Rank	Date	Opponent	Result	Score	Site Rank	Date	Opponent	Result	Score	Site Rank
11/4/1944	NORMAN NAS (HC)	L	0-15	H 19/NR	12/30/1985	vs. Florida State	L	23-34	N 19/18	11/22/2008	Idle	-		11/
11/27/1944	Idle	-		15/	10/10/1987	COLORADO	* W	42-17	H 19/NR	11/29/2008	OKLAHOMA	* L	41-61	H 11/3
10/12/1945	vs. SMU at OKC	W	26-12	N 14/NR	10/17/1987	NEBRASKA	* L	0-35	H 12/2	12/5/2008	Idle	-		14/
10/20/1945	at Utah	W	46-6	A 15/NR	10/24/1987	at Missouri	* W	24-20	A 19/NR	12/12/2008	Idle	-		13/
10/27/1945	at TCU	W	25-12	A 17/NR	10/31/1987	KANSAS STATE (HC)	* W	56-7	H 17/NR	12/30/2008	vs. Oregon	L	31-42	N 13/15
11/3/1945	Idle	-		9/NR	11/7/1987	at Oklahoma	* L	10-29	A 12/1	9/5/2009	GEORGIA	W	24-10	H 9/13
11/10/1945	TULSA (HC)	* W	12-6	H 11/19	11/14/1987	at Kansas	* W	49-17	A 17/NR	9/12/2009	HOUSTON	L	35-45	H 5/RV
11/17/1945	TEXAS TECH	W	46-6	H 8/NR	11/21/1987	IOWA STATE	* W	48-27	H 13/NR	9/19/2009	RICE	W	41-24	H 16/NR
11/24/1945	at Oklahoma	W	47-0	A 6/NR	11/28/1987	Idle	-		12/	9/26/2009	GRAMBLING STATE	W	56-6	H 16/NR
11/26/1945	Idle	-		6/	12/5/1987	Idle	-		11/	10/3/2009	Idle	-		15/
12/3/1945	Idle	-		6/	12/12/1987	Idle	-		11/	10/10/2009	at Texas A&M	* W	36-31	A 15/NR
1/1/1946	vs. St. Mary's (Calif.)	W	33-13	N 6/NR	12/25/1987	vs. West Virginia	W	35-33	N 11/NR	10/17/2009	MISSOURI (HC)	* W	33-17	H 16/RV
12/13/1958	vs. Florida State	W	15-6	N 19/NR	9/17/1988	Idle	-		20/	10/24/2009	at Baylor	* W	34-7	A 14/NR
10/14/1972	at Virginia Tech	L	32-34	A 19/NR	9/24/1988	TEXAS A&M	W	52-15	H 18/NR	10/31/2009	TEXAS	* L	14-41	H 13/3
12/2/1972	at Oklahoma	* W	15-38	A 20/3	10/1/1988	TULSA	W	56-35	H 13/NR	11/7/2009	at Iowa State	* W	34-8	A 18/NR
9/22/1973	at Arkansas	W	38-6	A 17/NR	10/8/1988	at Colorado	* W	41-21	A 13/NR	11/14/2009	TEXAS TECH	* W	24-17	H 17/RV
9/29/1973	SOUTHERN ILLINOIS	W	70-7	H 12/NR	10/15/1988	at Nebraska	* L	42-63	A 10/7	11/19/2009	COLORADO	* W	31-28	H 12/RV
10/6/1973	TEXAS TECH	L	7-20	H 11/NR	10/22/1988	MISSOURI (HC)	* W	49-21	H 15/NR	11/28/2009	at Oklahoma	* L	0-27	A 11/NR
11/24/1973	at Iowa State	* L	12-28	A 18/NR	10/29/1988	at Kansas State	* W	45-27	A 12/NR	1/2/2010	vs. Ole Miss	L	7-21	N 21/RV
9/28/1974	at Baylor	L	14-31	A 12/NR	11/5/1988	OKLAHOMA	* L	28-31	H 12/8	10/8/2010	at Louisiana	W	54-28	A 22/NR
11/9/1974	at Kansas State	* W	29-5	A 17/NR	11/12/1988	KANSAS	* W	63-24	H 14/NR	10/16/2010	at Texas Tech	* W	34-17	A 20/NR
11/16/1974	COLORADO	* L	20-37	H 18/NR	11/19/1988	at Iowa State	* W	49-28	A 13/NR	10/23/2010	NEBRASKA (HC)	* L	41-51	H 17/14
9/27/1975	NORTH TEXAS	W	61-7	H 17/NR	11/26/1988	Idle	-		12/	10/30/2010	at Kansas State	* W	24-14	A 20/NR
10/4/1975	TEXAS TECH	W	17-16	H 15/NR	12/2/1988	Idle	-		12/	11/6/2010	BAYLOR	* W	55-28	H 19/22
10/11/1975	at Missouri	* L	14-41	A 14/12	12/4/1988	vs. Texas Tech	W	45-42	N 12/NR	11/13/2010	at Texas	* W	33-16	A 12/NR
11/1/1975	OKLAHOMA	* L	7-27	H 19/2	12/9/1988	Idle	-		12/	11/20/2010	at Kansas	* W	48-14	A 12/NR
10/30/1976	MISSOURI (HC)	* W	20-19	H 16/10	12/30/1988	vs. Wyoming	W	62-14	N 12/15	11/27/2010	OKLAHOMA	* L	41-47	H 10/14
11/6/1976	at Nebraska	* L	10-14	A 13/9	10/11/1997	COLORADO (HC)	* W	33-29	H 20/24	12/14/2010	Idle	-		14/
11/13/1976	at Kansas State	* W	45-21	A 17/NR	10/18/1997	Idle	-		16/	12/21/2010	Idle	-		14/
11/20/1976	IOWA STATE	* W	42-21	H 16/14	10/25/1997	MISSOURI	* L 2ot	50-51	H 12/NR	12/29/2010	vs. Arizona	W	36-10	N 14/NR
11/27/1976	at UTEP	W	42-13	A 14/NR	11/1/1997	at Texas A&M	* L ot	25-28	A 19/25	9/3/2011	LOUISIANA	W	61-34	H 9/NR
12/4/1976	Idle	-		14/	11/8/1997	at Oklahoma	* W	30-7	A 25/NR	9/8/2011	ARIZONA	W	37-14	H 9/RV
12/18/1976	vs. BYU	W	49-21	N 14/	11/15/1997	TEXAS TECH	* L	3-27	H 24/NR	9/18/2011	at Tulsa	W	59-33	A 8/NR
9/10/1977	at Tulsa	W	34-17	A 20/NR	12/4/1997	Idle	-		24/	9/24/2011	at Texas A&M	* W	30-29	A 7/8
9/17/1977	at Arkansas	L	6-28	A 15/NR	12/11/1997	Idle	-		24/	10/1/2011	Idle	-		5/
9/15/1984	BOWLING GREEN	W	31-14	H 13/NR	12/30/1997	vs. Purdue	L	20-33	N 24/17	10/8/2011	KANSAS	* W	70-28	H 6/NR
9/22/1984	SAN DIEGO STATE	W	19-16	H 12/NR	8/30/2003	at Nebraska	* L	7-17	A 24/RV	10/15/2011	at Texas	* W	38-26	A 6/22
9/29/1984	at Tulsa	W	31-7	A 10/NR	10/18/2003	TEXAS TECH (HC)	* W	51-49	H 23/RV	10/22/2011	at Missouri	* W	45-24	A 6/NR
10/6/1984	at Nebraska	* L	3-17	A 9/8	10/25/2003	at Texas A&M	* W	38-10	A 18/NR	10/29/2011	BAYLOR (HC)	* W	59-24	H 3/RV
10/13/1984	Idle	-		13/	11/1/2003	at Oklahoma	* L	9-52	A 14/1	11/5/2011	KANSAS STATE	* W	52-45	H 3/17
10/20/1984	KANSAS	* W	47-10	H 12/NR	11/8/2003	TEXAS	* L	16-55	H 21/11	11/12/2011	at Texas Tech	* W	66-6	A 2/NR
10/27/1984	COLORADO (HC)	* W	20-14	H 10/NR	11/22/2003	at Baylor	* W	38-21	A 24/NR	11/18/2011	at Iowa State	* L 2ot	31-37	A 2/NR
11/3/1984	at Kansas State	* W	34-6	A 7/NR	11/29/2003	Idle	-		23/	11/25/2011	Idle	-		5/
11/10/1984	MISSOURI	* W	31-13	H 7/NR	12/5/2003	Idle	-		22/	12/3/2011	OKLAHOMA	* W	44-10	H 3/13
11/17/1984	IOWA STATE	* W	16-10	H 4/NR	12/12/2003	Idle	-		21/	1/2/2012	vs. Stanford	W ot	41-38	N 3/4
11/24/1984	at Oklahoma	* L	14-24	A 3/2	1/2/2004	vs. Ole Miss	L	28-31	N 21/18	9/1/2012	SAVANNAH STATE	W	84-0	H 19/NR
12/1/1984	Idle	-		9/	9/25/2004	Idle	-		25/	9/8/2012	at Arizona	L	38-59	A 18/NR
12/8/1984	Idle	-		9/	10/2/2004	IOWA STATE	* W	36-7	H 25/NR	11/24/2012	at Oklahoma	* L ot	48-51	A 22/14
12/28/1984	vs. South Carolina	W	21-14	N 9/7	10/9/2004	at Colorado	* W	42-14	A 22/NR	12/1/2012	at Baylor	* L	34-41	A 24/NR
9/7/1985	at Washington	W	31-17	A 16/12	10/16/2004	TEXAS A&M (HC)	* L	20-36	H 16/23	8/31/2013	vs. Mississippi St. (Houston)	W	21-3	N 13/NR
9/14/1985	NORTH TEXAS	W	10-9	H 8/NR	10/23/2004	at Missouri	* W	20-17	A 22/NR	9/7/2013	at UTSA	W	56-35	A 13/NR
9/21/1985	Idle	-		8/	10/30/2004	OKLAHOMA	* L	35-38	H 20/2	9/14/2013	LAMAR	W	59-3	H 12/NR
9/28/1985	MIAMI (OHIO)	W	45-10	H 7/NR	11/6/2004	at Texas	* L	35-56	A 19/6	9/21/2013	Idle	-		11/
10/5/1985	TULSA	W	25-13	H 6/NR	11/13/2004	BAYLOR	* W	49-21	H 25/NR	9/28/2013	at West Virginia	* L	21-30	A 11/NR
10/12/1985	NEBRASKA	* L	24-34	H 5/9	11/20/2004	Idle	-		23/	10/5/2013	KANSAS STATE	* W	33-29	H 21/NR
10/19/1985	Idle	-		12/	11/27/2004	at Texas Tech	* L	15-31	A 23/NR	10/12/2013	Idle	-		22/
10/26/1985	at Kansas	* W	17-10	A 12/NR	10/4/2008	TEXAS A&M	* W	56-28	H 21/NR	10/19/2013	TCU (HC)	* W	24-10	H 21/NR
11/2/1985	at Colorado	* W	14-11	A 12/NR	10/11/2008	at Missouri	* W	28-23	A 17/3	10/26/2013	at Iowa State	* W	58-27	A 19/NR
11/9/1985	KANSAS STATE (HC)	* W	35-3	H 10/NR	10/18/2008	BAYLOR (HC)	* W	34-6	H 8/NR	11/2/2013	at Texas Tech	* W	52-34	A 18/15
11/16/1985	at Missouri	* W	21-19	A 10/NR	10/25/2008	at Texas	* L	24-28	A 7/1	11/9/2013	KANSAS	* W	42-6	H 15/NR
11/23/1985	at Iowa State	* L	10-15	A 7/NR	11/1/2008	IOWA STATE	* W	59-17	H 9/NR	11/16/2013	at Texas	* W	38-13	A 12/23
11/30/1985	OKLAHOMA	* L	0-13	H 17/3	11/8/2008	at Texas Tech	* L	20-56	A 8/2	11/23/2013	BAYLOR	* W	49-17	H 11/3
12/6/1985	Idle	-		19/	11/15/2008	at Colorado	* W	30-17	A 11/NR	11/30/2013	Idle	-		7/



OSU as an AP Top-25 Team

Date	Opponent	OSU/Oppt.				Date	Opponent	OSU/Oppt.			
		Result	Score	Site	Rank			Result	Score	Site	Rank
12/7/2013	OKLAHOMA	* L	24-33	H	6/18	10/9/2021	Idle	-			12/
1/3/2014	vs. Missouri	L	31-41	N	13/9	10/16/2021	at Texas	* W	32-24	A	12/25
9/20/2014	Idle	-			25/	10/23/2021	at Iowa State	* L	21-24	A	8/RV
9/25/2014	TEXAS TECH	* W	45-35	H	24/NR	10/30/2021	KANSAS (HC)	* W	55-3	H	15/NR
10/4/2014	IOWA STATE	* W	37-20	H	21/NR	11/6/2021	at West Virginia	* W	24-3	A	11/NR
10/11/2014	at Kansas	* W	27-20	A	16/NR	11/13/2021	TCU	* W	63-17	H	10/NR
10/18/2014	at TCU	* L	9-42	A	15/12	11/20/2021	at Texas Tech	* W	23-0	A	9/NR
9/19/2015	UTSA	W	69-14	H	25/NR	11/27/2021	OKLAHOMA	* W	37-33	H	7/10
9/26/2015	at Texas	* W	30-27	A	24/NR	12/4/2021	vs. Baylor	L	16-21	N	5/9
10/3/2015	KANSAS STATE	* W	36-34	H	20/RV	1/1/2022	vs. Notre Dame	W	37-35	N	9/5
10/10/2015	at West Virginia	* W ot	33-26	A	21/RV	9/1/2022	CENTRAL MICHIGAN	W	58-44	H	12/NR
10/17/2015	Idle	-			16/	9/10/2022	ARIZONA STATE	W	34-17	H	11/NR
10/24/2015	KANSAS (HC)	* W	58-10	H	14/NR	9/17/2022	UAPB	W	63-7	H	8/NR
10/31/2015	at Texas Tech	* W	70-53	A	12/NR	9/24/2022	Idle				9/
11/7/2015	TCU	* W	49-29	H	12/5	10/1/2022	at Baylor	* W	36-25	A	9/16
11/14/2015	at Iowa State	* W	35-31	A	5/NR	10/8/2022	TEXAS TECH	* W	41-31	H	7/NR
11/21/2015	BAYLOR	* L	35-45	H	4/10	10/15/2022	at TCU	* L ot	40-43	A	8/13
11/28/2015	OKLAHOMA	* L	23-58	H	9/5	10/22/2022	TEXAS (HC)	* W	41-34	H	11/20
1/1/2016	vs. Ole Miss	L	20-48	N	13/16	10/29/2022	at Kansas State	* L	0-48	A	9/22
9/3/2016	SOUTHEASTERN LA.	W	61-7	H	21/NR	11/5/2022	at Kansas	* L	16-37	A	18/NR
9/10/2016	CENTRAL MICHIGAN	L	27-30	H	22/NR	11/19/2022	at Oklahoma	* L	13-28	A	24/NR
11/5/2016	at Kansas State	* W	43-37	A	22/NR						
11/12/2016	TEXAS TECH	* W	45-44	H	17/NR						
11/19/2016	at TCU	* W	31-6	A	13/NR						
11/26/2016	Idle	-			10/						
12/5/2016	at Oklahoma	* L	20-38	A	11/7						
12/29/2016	vs. Colorado	W	38-8	N	13/11						
8/31/2017	TULSA	W	59-24	H	10/NR						
9/8/2017	at South Alabama	W	44-7	A	11/NR						
9/16/2017	at Pittsburgh	W	59-21	A	9/NR						
9/23/2017	TCU	* L	31-44	H	6/16						
9/30/2017	at Texas Tech	* W	41-34	A	15/RV						
10/7/2017	Idle	-			15/						
10/14/2017	BAYLOR (HC)	* W	59-16	H	14/NR						
10/21/2017	at Texas	* W ot	13-10	A	10/NR						
10/28/2017	at West Virginia	* W	50-39	A	11/22						
11/4/2017	OKLAHOMA	* L	52-62	H	11/8						
11/11/2017	at Iowa State	* W	49-42	A	12/24						
11/18/2017	KANSAS STATE	* L	40-45	H	10/NR						
11/25/2017	KANSAS	* W	58-17	H	18/NR						
12/2/2017	Idle	-			18/						
12/28/2017	vs. Virginia Tech	W	30-21	N	17/22						
9/15/2018	BOISE STATE	W	44-21	H	24/17						
9/22/2018	TEXAS TECH	* L	17-41	H	15/NR						
10/6/2018	IOWA STATE	* L	42-48	H	25/NR						
10/5/2019	at Texas Tech	* L	35-45	A	21/NR						
11/16/2019	KANSAS	* W	31-13	H	25/NR						
11/23/2019	at West Virginia	* W	20-13	A	22/NR						
11/30/2019	OKLAHOMA	* L	16-34	H	21/7						
12/27/2019	vs. Texas A&M	L	21-24	N	25/RV						
9/19/2020	TULSA	W	16-7	H	11/NR						
9/26/2020	WEST VIRGINIA	* W	27-13	H	15/RV						
10/3/2020	at Kansas	* W	47-7	A	17/NR						
10/10/2020	Idle	-			10/						
10/17/2020	Scheduled game postponed	-			7/						
10/24/2020	IOWA STATE	* W	24-21	H	6/17						
10/31/2020	TEXAS	* L	34-41	H	6/RV						
11/7/2020	at Kansas State	* W	20-18	A	14/RV						
11/14/2020	Idle	-			14/						
11/21/2020	at Oklahoma	* L	13-41	A	14/18						
11/28/2020	TEXAS TECH	* W	50-44	H	21/NR						
12/5/2020	at TCU	* L	22-29	A	19/NR						
10/2/2021	BAYLOR	* W	24-14	H	19/21						

Homecoming Games

Entering the 2023 season, Oklahoma State is 57-38-6 in Homecoming games. OSU's annual Homecoming results:

Year	Result	Score	Opponent	Year	Result	Score	Opponent
1920	L	0-35	Texas A&M	1952	W	14-7	Missouri
1921	W	13-0	Washburn	1953	W	20-14	Wyoming
1922	T	3-3	Oklahoma	1954	L	7-14	Houston
1923	L	2-13	Creighton	1955	L	13-20	Colorado State
1924	W	6-0	Oklahoma	1956	L	0-13	Houston
1925	L	0-28	Grinnell	1957	W	13-0	Texas Tech
1926	T	14-14	Oklahoma	1958	L	29-33	Air Force
1927	W	18-6	Creighton	1959	W	34-14	Wichita State
1928	L	0-46	Oklahoma	1960	L	7-14	Kansas
1929	L	6-9	West Virginia	1961	W	14-6	Nebraska
1930	W	7-0	Oklahoma	1962	W	36-16	Colorado
1931	W	20-0	Creighton	1963	L	6-28	Missouri
1932	W	7-0	Oklahoma	1964	L	13-14	Kansas
1933	W	21-0	Drake	1965	L	17-21	Nebraska
1934	T	0-0	Oklahoma	1966	T	14-14	Iowa State
1935	L	7-20	Duquesne	1967	L	15-26	Kansas
1936	W	6-0	Washburn	1968	L	20-21	Nebraska
1937	W	27-7	Oklahoma City	1969	W	28-19	Kansas State
1938	L	0-19	Oklahoma	1970	W	19-7	Kansas
1939	W	20-9	Creighton	1971	L	23-35	Kansas State
1940	W	53-12	Washington (Mo.)	1972	W	20-7	Baylor
1941	L	0-16	Tulsa	1973	W	28-9	Kansas State
1942	W	54-7	St. Louis	1974	W	24-13	Kansas
1943	No homecoming due to World War II			1975	W	56-3	Kansas State
1944	L	0-15	Norman NAS	1976	W	20-19	Missouri
1945	W	12-6	Tulsa	1977	W	21-14	Kansas State
1946	W	59-7	Drake	1978	W	35-20	Missouri
1947	L	0-13	Tulsa	1979	W	42-15	Kansas State
1948	W	41-7	Temple	1980	W	42-7	Colorado
1949	L	14-55	Kansas	1981	W	31-10	Kansas State
1950	L	0-27	Missouri	1982	T	25-25	Colorado
1951	L	12-27	Kansas	1983	L	20-21	Kansas State
				1984	W	20-14	Colorado
				1985	W	35-3	Kansas State
				1986	W	24-6	Kansas
				1987	W	56-7	Kansas State
				1988	W	49-21	Missouri
				1989	W	17-13	Kansas State
				1990	W	48-28	Missouri
				1991	L	0-31	Kansas
				1992	W	27-21	Iowa State
				1993	L	6-13	Kansas
				1994	T	31-31	Iowa State
				1995	L	17-23	Kansas State
				1996	W	28-27	Iowa State
				1997	W	33-29	Colorado
				1998	L	6-17	Texas A&M
				1999	L	21-44	Kansas State
				2000	L	26-33	Iowa State
				2001	L	19-22	Colorado
				2002	W	28-23	Texas A&M
				2003	W	51-49	Texas Tech
				2004	L	20-36	Texas A&M
				2005	L	28-47	Texas
				2006	L (ot)	33-34	Texas A&M
				2007	W	41-39	Kansas State
				2008	W	34-6	Baylor
				2009	W	33-17	Missouri
				2010	L	41-51	Nebraska
				2011	W	59-24	Baylor
				2012	W	31-10	Iowa State
				2013	W	24-10	TCU
				2014	L	10-34	West Virginia
				2015	W	58-10	Kansas
				2016	W	37-20	West Virginia
				2017	W	59-16	Baylor
				2018	W	38-35	Texas
				2019	L	27-45	Baylor
				2020	No homecoming due to COVID-19 pandemic		
				2021	W	55-3	Kansas
				2022	W	41-34	Texas



Oklahoma State's Homecoming is one of the best and most long-standing traditions in all of college football. This year will mark the 102nd edition of America's Greatest Homecoming, scheduled for Oct. 22-28, 2023.



Non-Saturday Games

Oklahoma State has played 199 non-Saturday games in its history, with a record of 107-80-12. Here are the results:

Sunday Games (2-1)

Date	Opponent	Result	Score	Site	Rank	OSU/Oppt.
9/19/1982	at Tulsa	L	15-25	A		
12/4/1988	vs. Texas Tech at Tokyo, Japan	W	45-42	N	12/NR	
9/18/2011	at Tulsa	W	59-33	A	8/NR	

Monday Games (11-8-1)

Date	Opponent	Result	Score	Site	Rank	OSU/Oppt.
12/10/1900	CENTRAL OKLAHOMA	W	41-0	H		
11/2/1903	NORTHERN OKLAHOMA COLLEGE	T	0-0	H		
11/9/1903	at Okla. State Military Institute	L	0-5	A		
10/3/1904	at Northern Oklahoma College	L	0-6	A		
10/10/1904	at Kingfisher	L	0-11	A		
10/16/1905	at Central Oklahoma	L	0-6	A		
10/30/1905	CENTRAL OKLAHOMA	W	5-0	H		
9/30/1907	at Northern Oklahoma College	W	10-0	A		
10/7/1907	SOUTHWESTERN (Kan.)	L	2-6	H		
10/14/1907	vs. Northwestern (Okla.) at Enid	L	0-8	N		
10/5/1908	OKLAHOMA	L	0-18	H		
11/13/1911	SOUTHWESTERN (Kan.)	W	61-6	H		
11/10/1913	TEXAS A&M	W	3-0	H		
10/26/1914	BAYLOR	W	60-0	H		
11/28/1932	at UTEP	W	20-7	A		
1/1/1945	vs. TCU	W	34-0	N		
12/30/1985	vs. Florida State	L	23-34	N	19/18	
12/31/2007	vs. Indiana	W	49-33	N		
1/2/2012	vs. Stanford	W ot	41-38	N	3/4	
12/31/2018	vs. Missouri	W	38-33	N	NR/23	

Tuesday Games (5-5)

Date	Opponent	Result	Score	Site	Rank	OSU/Oppt.
10/13/1908	at Northwestern (Okla.)	L	0-18	A		
10/27/1908	OKLAHOMA CITY	W	18-0	H		
11/17/1914	at Texas A&M	L	0-24	A		
11/16/1915	at TCU	W	13-0	A		
1/1/1946	vs. St. Mary's (Calif.)	W	33-13	N	6/NR	
12/30/1997	vs. Purdue	L	20-33	N	24/17	
12/30/2008	vs. Oregon	L	31-42	N	13/15	
1/1/2013	vs. Purdue	W	58-14	N	RV/NR	
12/29/2020	vs. Miami (Fla.)	W	37-34	N	RV/18	
12/27/2022	vs. Wisconsin	L	17-24	N		

Wednesday Games (2-3)

Date	Opponent	Result	Score	Site	Rank	OSU/Oppt.
11/1/1899	vs. Kingfisher at Guthrie	L	0-22	N		
9/30/1908	at Central Oklahoma	L	5-8	A		
11/24/1909	at Central Oklahoma	W	27-0	A		
12/29/2004	vs. Ohio State	L	7-33	N	NR/24	
12/29/2010	vs. Arizona	W	36-10	N	16/NR	

Thursday Games (29-17-4)

Date	Opponent	Result	Score	Site	Rank	OSU/Oppt.
11/28/1901	PAWNEE INDIAN SCHOOL	W	12-0	H		
11/24/1904	at Logan County HS	L	0-10	A		
11/30/1905	at Logan County HS	L	11-17	A		
11/29/1906	KINGFISHER	T	0-0	H		
11/28/1907	at Central Oklahoma	T	5-5	A		
11/12/1908	at Southwestern (Kan.)	W	6-0	A		
11/26/1908	CENTRAL OKLAHOMA	W	17-0	H		
11/24/1910	CENTRAL OKLAHOMA	W	52-0	H		
11/30/1911	at Oklahoma Methodist	W	30-0	A		
11/28/1912	at Missouri-Rolla	L	7-13	A		
11/27/1913	vs. Missouri-Rolla at Muskogee	L	0-14	N		
11/26/1914	vs. Colorado State at OKC	W	7-0	N		
11/25/1915	vs. Oklahoma at OKC	* L	7-26	N		
11/30/1916	vs. Oklahoma at OKC	* L	7-41	N		

11/29/1917	vs. Oklahoma at OKC	* W	9-0	N		
11/28/1918	vs. Oklahoma at OKC	* L	0-27	N		
11/27/1919	vs. Oklahoma at OKC	* L	6-33	N		
11/25/1920	vs. Colorado at OKC	L	7-40	N		
11/30/1922	vs. Arkansas (Ft. Smith)	* W	13-0	N		
11/26/1925	at Oklahoma	* L	0-35	A		
11/25/1926	OKLAHOMA (HC)	* T	14-14	H		
11/24/1927	at Kansas State	* W	25-18	A		
11/29/1928	at Tulsa	L	0-31	A		
11/28/1929	ARKANSAS	L	6-32	H		
9/25/1930	WICHITA STATE	W	12-0	H		
11/27/1930	at Creighton	* W	13-0	A		
11/26/1931	at Oklahoma	T	0-0	A		
11/24/1932	at Arizona	W	13-6	A		
11/30/1933	at Oklahoma	W	13-0	A		
11/29/1934	at Oklahoma City	L	0-13	A		
11/28/1935	at Oklahoma	L	0-25	A		
11/26/1936	at Centenary	L	0-7	A		
11/27/1941	at Wichita State	W	33-13	A		
11/25/1943	at Denver	W	7-6	A		
12/4/1986	MISSOURI	* W	10-6	H		
10/7/1993	NEBRASKA	* L	13-27	H	NR/7	
9/1/1994	at Northern Illinois	W	31-14	A		
8/31/1995	NEBRASKA	* L	21-64	H	NR/2	
9/8/2005	at Florida Atlantic	W	23-3	A		
12/28/2006	vs. Alabama	W	34-31	N		
11/19/2009	COLORADO	* W	31-28	H	12/RV	
9/30/2010	TEXAS A&M	* W	38-35	H	RV/RV	
9/8/2011	ARIZONA	W	37-14	H	9/RV	
9/25/2014	TEXAS TECH	* W	45-35	H	24/NR	
9/3/2015	at Central Michigan	W	24-13	A	RV/NR	
12/29/2016	vs. Colorado	W	38-8	N	13/11	
8/31/2017	TULSA	W	59-24	H	10/NR	
12/28/2017	vs. Virginia Tech	W	30-21	N	17/22	
8/30/2018	MISSOURI STATE	W	58-17	H	RV/NR	
9/1/2022	CENTRAL MICHIGAN	W	58-44	H	12/NR	

Friday Games (57-46-7)

Date	Opponent	Result	Score	Site	Rank	OSU/Oppt.
9/27/1901	at Kingfisher	L	0-12	A		
11/15/1901	KINGFISHER	L	5-11	H		
10/21/1904	CHIOCCO INDIAN COLLEGE	L	0-17	H		
11/10/1905	TULSA BUSINESS MEN	L	5-6	H		
10/12/1906	OKLAHOMA	L	0-23	H		
10/25/1907	CENTRAL OKLAHOMA	T	0-0	H		
11/22/1907	KINGFISHER	L	0-6	H		
10/15/1909	PHILLIPS	W	6-0	H		
10/22/1909	KINGFISHER	W	5-0	H		
10/29/1909	at Northwestern (Okla.)	W	5-0	A		
11/5/1909	at Southeastern (Okla.)	W	6-0	A		
11/19/1909	SOUTHWESTERN (Kan.)	L	0-12	H		
10/14/1910	KINGFISHER	W	35-0	H		
10/21/1910	at Oklahoma	L	0-12	A		
11/4/1910	at Phillips	L	9-14	A		
11/11/1910	at Oklahoma City	L	0-15	A		
10/6/1911	BLACKWELL COLLEGE	W	30-5	H		
10/20/1911	OKLAHOMA	L	0-22	H		
11/24/1911	at Kansas State	L	0-11	A		
10/4/1912	CENTRAL OKLAHOMA	W	81-0	H		
10/11/1912	BLACKWELL COLLEGE	W	79-0	H		
11/1/1912	BAKER (Kan.)	W	35-13	H		
10/10/1913	PHILLIPS	W	112-3	H		
10/24/1913	WASHBURN	W	3-0	H		
11/21/1913	OKLAHOMA	L	0-7	H		
10/9/1914	PHILLIPS	W	134-0	H		
10/16/1914	TULSA	W	13-6	H		
10/23/1914	at Northern Oklahoma College	W	48-0	A		
10/30/1914	ARKANSAS	W	46-0	H		
11/6/1914	at Oklahoma	L	6-28	A		
10/8/1915	FRIENDS COLLEGE	W	6-0	H		
10/15/1915	TULSA	T	0-0	H		
10/29/1915	BAKER (Kan.)	W	30-7	H		
11/5/1915	at Northwestern (Okla.)	W	77-0	A		
11/19/1915	HASKELL INSTITUTE	L	7-21	H		
10/13/1916	vs. Texas at San Antonio	* L	6-14	N		

10/17/1919	at TCU	W	14-7	A		
10/31/1919	at Texas A&M	* L	0-28	A		
11/14/1919	PHILLIPS	T	7-7	H		
11/21/1919	TULSA	T	7-7	H		
10/22/1920	BAYLOR	* L	0-7	H		
11/24/1922	OKLAHOMA (HC)	T	3-3	H		
11/19/1926	ARKANSAS	L	2-24	H		
9/27/1929	NORTHWESTERN (Okla.)	W	12-0	H		
10/4/1929	at Drake	* L	6-18	A		
10/11/1929	at Oklahoma City	W	18-0	A		
10/18/1929	CREIGHTON	* W	32-13	H		
10/17/1930	at Oklahoma City	L	0-6	A		
10/24/1930	WASHINGTON (Mo.)	* W	28-7	H		
10/31/1930	HASKELL INSTITUTE	L	12-13	H		
9/25/1931	BETHANY (Kan.)	W	34-0	H		
9/25/1931	NORTHEASTERN (Okla.)	W	25-0	H		
10/9/1931	ARIZONA	W	31-0	H		
10/16/1931	HASKELL INSTITUTE	W	39-0	H		
10/23/1931	at Oklahoma City	L	0-13	A		
9/23/1932	PHILLIPS	W	13-0	H		
9/23/1932	CENTRAL OKLAHOMA	T	0-0	H		
9/30/1932	SOUTHWESTERN (Okla.)	W	33-3	H		
10/7/1932	at Drake	* W	27-7	A		
10/14/1932	CREIGHTON	* W	18-7	H		
10/21/1932	at Oklahoma City	W	14-6	A		
11/11/1932	vs. Jefferson (Dallas)	L	6-12	N		
11/18/1932	GRINNELL	* W	27-0	H		
9/29/1933	CENTRAL OKLAHOMA	W	20-12	H		
10/6/1933	COLORADO	L	0-6	H		
10/13/1933	at Oklahoma City	L	13-19	A		
9/28/1934	OKLAHOMA BAPTIST	W	12-0	H		
10/5/1934	at Drake	* W	7-0	A		
10/12/1934	HASKELL INSTITUTE	W	9-6	H		
10/26/1934	CREIGHTON	* L	7-13	H		
9/27/1935	OKLAHOMA CITY	W	6-0	H		
10/11/1935	at Detroit	L	0-13	A		
10/18/1935	SOUTHEASTERN (Okla.)	W	20-13	H		
11/6/1936	at Texas Tech	L	0-12	A		
10/1/1937	CREIGHTON	* W	16-13	H		
10/15/1937	at Washburn	* W	25-3	A		
11/5/1937	at Washington (Mo.)	* L	0-12	A		
9/30/1938	vs. Baylor at Wichita Falls	L	6-20	N		
10/28/1938	WASHBURN	* L	0-14	H		
11/4/1938	at Washington (Mo.)	* L	0-24	A		
11/11/1938	at Oklahoma City	W	19-12	A		



Holiday Games



Mason Rudolph threw for 376 yards and three touchdowns in OSU's 2017 win at Iowa State on Veterans Day.

Columbus Day Games (6-2)

Date	Opponent	Result Score	Site	Rank	OSU/Oppt.
10/12/1901	vs. Northwestern (Okla.) at Perry	W 17-0	N		
10/12/1906	OKLAHOMA	L 0-23	H		
10/12/1934	HASKELL INSTITUTE	W 9-6	H		
10/12/1940	WICHITA STATE	W 26-6	H		
10/12/1945	vs. SMU at OKC	W 26-12	N	14/NR	
10/12/1957	TULSA	W 28-13	H		
10/12/1963	at Colorado	* L 0-25	A		
10/12/1968	at Houston	W 21-17	A	NR/11	

(Columbus Day moved to the second Monday of October beginning in 1971)

Halloween Games (8-9)

Date	Opponent	Result Score	Site	Rank	OSU/Oppt.
10/31/1919	at Texas A&M	* L 0-28	A		
10/31/1925	GRINNELL (HC)	* L 0-28	H		
10/31/1930	HASKELL INSTITUTE	L 12-13	H		
10/31/1931	at Kansas	W 13-7	A		
10/31/1936	at Washington (Mo.)	* L 6-39	A		
10/31/1942	at Creighton	* W 20-6	A		
10/31/1953	TULSA	* W 28-14	H		
10/31/1959	at Marquette	W 18-12	A		
10/31/1964	at Tulsa	L 14-61	A		
10/31/1970	KANSAS (HC)	* W 19-7	H		
10/31/1981	at Missouri	* W 16-12	A		
10/31/1987	KANSAS STATE (HC)	* W 56-7	H	17/NR	
10/31/1992	at Kansas	* L 18-26	A	NR/18	
10/31/1998	TEXAS A&M (HC)	* L 6-17	H	NR/8	
10/31/2009	TEXAS	* L 14-41	H	13/3	
10/31/2015	at Texas Tech	* W 70-53	A	12/NR	
10/31/2020	TEXAS	* L 34-41	H	6/RV	

Veterans Day Games (10-7)

Date	Opponent	Result Score	Site	Rank	OSU/Oppt.
11/11/1910	at Oklahoma City	L 0-15	A		
11/11/1916	at Central Oklahoma	W 34-6	A		
11/11/1922	TULSA (win by forfeit)	W 1-0	H		

11/11/1932	vs. Jefferson (Dallas)	L 6-12	N		
11/11/1933	DRAKE (HC)	* W 21-0	H		
11/11/1938	at Oklahoma City	W 19-12	A		
11/11/1939	at Washington (Mo.)	* L 0-7	A	NR/16	
11/11/1944	at Texas	W 13-8	A		
11/11/1950	at Wichita State	* W 32-20	A		
11/11/1967	at Nebraska	* L 0-9	A		
11/11/1972	at Kansas State	* W 45-14	A		
11/11/1978	IOWA STATE	* L 15-28	H		
11/11/1989	COLORADO	* L 17-41	H	NR/2	
11/11/1995	at Oklahoma	* W 12-0	A	NR/RV	
11/11/2000	at Texas Tech	* L 0-58	A		
11/11/2006	BAYLOR	* W 66-24	H		
11/11/2017	at Iowa State	* W 49-42	A	12/24	

Thanksgiving Day Games (12-15-4)

Date	Opponent	Result Score	Site	Rank	OSU/Oppt.
11/28/1901	PAWNEE INDIAN SCHOOL	W 12-0	H		
11/24/1904	at Logan County HS	L 0-10	A		
11/30/1905	at Logan County HS	L 11-17	A		
11/29/1906	KINGFISHER	T 0-0	H		
11/28/1907	at Central Oklahoma	T 5-5	A		
11/26/1908	CENTRAL OKLAHOMA	W 17-0	H		
11/24/1910	CENTRAL OKLAHOMA	W 52-0	H		
11/30/1911	at Oklahoma Methodist	W 30-0	A		
11/28/1912	at Missouri-Rolla	L 7-13	A		
11/27/1913	vs. Missouri-Rolla at Muskogee	L 0-14	N		
11/26/1914	vs. Colorado State at OKC	W 7-0	N		
11/25/1915	vs. Oklahoma at OKC	* L 7-26	N		
11/30/1916	vs. Oklahoma at OKC	* L 7-41	N		
11/29/1917	vs. Oklahoma at OKC	* W 9-0	N		
11/28/1918	vs. Oklahoma at OKC	* L 0-27	N		
11/27/1919	vs. Oklahoma at OKC	* L 6-33	N		
11/25/1920	vs. Colorado at OKC	L 7-40	N		
11/30/1922	vs. Arkansas (Ft. Smith)	* W 13-0	N		
11/26/1925	at Oklahoma	* L 0-35	A		
11/25/1926	OKLAHOMA (HC)	* T 14-14	H		
11/24/1927	at Kansas State	* W 25-18	A		
11/29/1928	at Tulsa	L 0-31	A		
11/28/1929	ARKANSAS	L 6-32	H		
11/27/1930	at Creighton	* W 13-0	A		

11/26/1931	at Oklahoma	T 0-0	A		
11/24/1932	at Arizona	W 13-6	A		
11/30/1933	at Oklahoma	W 13-0	A		
11/29/1934	at Oklahoma City	L 0-13	A		
11/28/1935	at Oklahoma	L 0-25	A		
11/26/1936	at Centenary	L 0-7	A		
11/25/1943	at Denver	W 7-6	A		

Christmas Day Games (1-0)

Date	Opponent	Result Score	Site	Rank	OSU/Oppt.
12/25/1987	vs. West Virginia	W 35-33	N	11/NR	

New Year's Eve Games (3-0)

Date	Opponent	Result Score	Site	Rank	OSU/Oppt.
12/31/1983	vs. Baylor	W 24-14	N	NR/20	
12/31/2007	vs. Indiana	W 49-33	N		
12/31/2018	vs. Missouri	W 38-33	N	NR/23	

New Year's Day Games (4-2)

Date	Opponent	Result Score	Site	Rank	OSU/Oppt.
1/1/1945	vs. TCU	W 34-0	N		
1/1/1946	vs. St. Mary's (Calif.)	W 33-13	N	6/NR	
1/1/1949	vs. William & Mary	L 0-20	N		
1/1/2013	vs. Purdue	W 58-14	N	RV/NR	
1/1/2016	vs. Ole Miss	L 20-48	N	13/16	
1/1/2022	vs. Notre Dame	W 37-35	N	9/5	



Televised Games

Date	Network	Opponent	Res.	Score	Date	Network	Opponent	Res.	Score	Date	Network	Opponent	Res.	Score
9/20/58	NBC-R	at Denver	W	31-14	10/2/99	Big 12 TV-R	at Nebraska	L	14-38	11/15/08	ABC-R	at Colorado	W	30-17
12/13/58	ABC-N	vs. Florida St. ^	W	15-6	10/23/99	Big 12 TV-R	KANSAS ST.	L	21-44	11/29/08	ABC-N	OKLAHOMA	L	41-61
9/22/73	ABC-N	at Arkansas	W	38-6	11/27/99	FSN-N	at Oklahoma	L	7-44	12/30/08	ESPN-N	vs. Oregon^	L	31-42
11/16/74	ABC-R	COLORADO	L	20-37	9/30/00	ABC-R	at Texas	L	7-42	9/5/09	ABC-N	GEORGIA	W	24-10
12/28/74	NBC-N	vs. BYU ^	W	16-6	11/25/00	FSN-N	OKLAHOMA	L	7-12	9/12/09	FSN-N	HOUSTON	L	35-45
9/11/76	ABC-R	TULSA	W	33-21	9/1/01	ESPN-N	at Southern Miss	L	9-17	10/10/09	FSN-N	at Texas A&M	W	36-31
10/30/76	ABC-R	MISSOURI	W	20-19	9/22/01	Big 12 TV-R	at Texas A&M	L	7-21	10/17/09	ESPN2-N	MISSOURI	W	33-17
12/18/76	MIZLOU-N	vs. BYU ^	W	49-21	10/13/01	Big 12 TV-R	TEXAS	L	17-45	10/24/09	Versus-N	at Baylor	W	34-7
10/29/77	ABC-R	NEBRASKA	L	14-31	10/27/01	FSN-R	COLORADO	L	19-22	10/31/09	ABC-N	TEXAS	L	14-41
11/7/81	ABC-R	NEBRASKA	L	7-54	11/24/01	FSN-N	at Oklahoma	W	16-13	11/7/09	ABC-R	at Iowa St.	W	34-8
12/12/81	MIZLOU-N	vs. Texas A&M ^	L	16-33	9/14/02	FSN-N	UCLA	L	24-38	11/14/09	ABC-N	TEXAS TECH	W	24-17
9/19/82	WTBS-N	at Tulsa	L	15-25	10/5/02	FSN-R	at Texas	L	15-17	11/19/09	ESPN-N	COLORADO	W	31-29
9/24/83	CBS-R	at Texas A&M	W	34-15	10/19/02	FSN-R	NEBRASKA	W	24-21	11/28/09	ABC-N	at Oklahoma	L	0-27
10/1/83	ABC-R	TULSA	W	9-0	11/2/02	FSN-R	TEXAS A&M	W	28-23	1/2/10	FOX-N	vs. Ole Miss^	L	7-21
12/31/83	MIZLOU-N	vs. Baylor ^	W	24-14	11/30/02	FSN-N	OKLAHOMA	W	38-28	9/4/10	FSN-N	WASHINGTON ST.	W	65-21
9/22/84	USA-N	SAN DIEGO ST.	W	19-16	12/27/02	ESPN-N	vs. Southern Miss ^	W	33-23	9/30/10	ESPN-N	TEXAS A&M	W	38-35
9/29/84	SportsTime-R	at Tulsa	W	31-7	8/30/03	ABC-N	at Nebraska	L	7-17	10/8/10	ESPN2-N	at Louisiana	W	54-28
10/6/84	ABC-N	at Nebraska	L	3-17	9/6/03	FSN-PPV	WYOMING	W	48-24	10/16/10	FSN Plus-R	at Texas Tech	W	34-17
10/27/84	KATZ-R	COLORADO	W	20-14	9/20/03	FSN-R	at SMU	W	52-6	10/23/10	ABC-N	NEBRASKA	L	41-51
11/10/84	ESPN-N	MISSOURI	W	31-13	10/11/03	FSN-N	KANSAS ST.	W	37-34	10/30/10	FSN-N	at Kansas St.	W	24-14
11/17/84	KATZ-R	IOWA ST.	W	16-10	10/18/03	ABC-R	TEXAS TECH	W	51-49	11/6/10	FSN-N	BAYLOR	W	55-28
11/24/84	ABC-N	at Oklahoma	L	14-24	10/25/03	ABC-R	at Texas A&M	W	38-10	11/13/10	ABC-N	at Texas	W	33-16
12/28/84	ABC-N	vs. South Carolina ^	W	21-14	11/1/03	ABC-R	at Oklahoma	L	9-52	11/20/10	FSN-N	at Kansas	W	48-14
9/7/85	WTBS-N	at Washington	W	31-17	11/8/03	FSN-N	TEXAS	L	16-55	11/27/10	ABC-N	OKLAHOMA	L	41-47
10/12/85	ESPN-N	NEBRASKA	L	24-34	11/22/03	FSN-R	at Baylor	W	38-21	12/29/10	ESPN-N	vs. Arizona^	W	36-10
10/26/85	Raycom-R	at Kansas	W	17-10	1/2/04	Fox-N	vs. Mississippi ^	L	28-31	9/3/11	FCS-N	LOUISIANA	W	61-34
11/2/85	Raycom-R	at Colorado	W	14-11	9/4/04	ABC-N	at UCLA	W	31-20	9/8/11	ESPN-N	ARIZONA	W	37-14
11/30/85	ESPN-N	OKLAHOMA	L	0-13	9/11/04	FSN-PPV	TULSA	W	38-21	9/17/11	FSN-N	at Tulsa	W	59-33
12/30/85	ABC-N	vs. Florida St. ^	L	23-34	10/9/04	ABC-R	at Colorado	W	42-14	9/24/11	ABC-N	at Texas A&M	W	30-29
9/20/86	Raycom-R	HOUSTON	L	12-28	10/16/04	FSN-N	TEXAS A&M	L	20-36	10/15/11	ABC-N	at Texas	W	38-26
10/11/86	ESPN-N	at Nebraska	L	10-30	10/23/04	ABC-R	at Missouri	W	20-17	10/22/11	FX-N	at Missouri	W	45-24
11/1/86	Raycom-R	COLORADO	L	14-31	10/30/04	ABC-R	OKLAHOMA	L	35-38	10/29/11	ABC-R	BAYLOR	W	59-24
11/15/86	ESPN-N	MISSOURI	W	10-6	11/6/04	TBS-N	at Texas	L	35-56	11/5/11	ABC-N	KANSAS ST.	W	52-45
10/17/87	CBS-N	NEBRASKA	L	0-35	11/27/04	FSN-N	at Texas Tech	L	15-31	11/12/11	ABC-R	at Texas Tech	W	66-6
12/25/87	CBS-N	vs. West Virginia ^	W	35-33	12/29/04	ESPN-N	vs. Ohio St. ^	L	7-33	11/18/11	ESPN-N	at Iowa St.	L	31-37
11/5/88	ESPN-N	OKLAHOMA	L	28-31	9/8/05	ESPN2-N	at Florida Atlantic	W	23-3	12/3/11	ABC-N	OKLAHOMA	W	44-10
12/30/88	ESPN-N	vs. Wyoming ^	W	62-14	10/29/05	TBS-N	TEXAS	L	28-47	1/2/12	ESPN-N	vs. Stanford ^	W	41-38
9/19/92	ESPN-N	at Michigan	L	3-35	11/26/05	ABC-N	at Oklahoma	L	14-42	9/1/12	FCS-N	SAVANNAH STATE	W	84-0
10/7/93	ESPN-N	NEBRASKA	L	13-27	9/9/06	ESPNU-N	Arkansas St.	W	35-7	9/8/12	Pac 12-N	at Arizona	L	38-59
8/31/95	ESPN-N	NEBRASKA	L	21-64	9/23/06	CSTV-N	at Houston	L	25-34	9/15/12	FSN-N	LOUISIANA	W	65-24
9/23/95	ESPN2-N	at Wyoming	L	25-45	10/28/06	ABC-R	NEBRASKA	W	41-29	9/29/12	FOX-N	TEXAS	L	36-41
9/7/96	Big 12 TV-R	vs. Texas Tech	L	3-31	11/4/06	TBS-N	at Texas	L	10-36	10/13/12	FSN-N	at Kansas	W	20-14
10/5/96	FSN-N	at Texas	L	14-71	11/11/06	FSN-R	BAYLOR	W	66-24	10/20/12	FX-N	IOWA STATE	W	31-10
10/12/96	FSN-N	at Colorado	L	13-35	11/25/06	FSN-N	OKLAHOMA	L	21-27	10/27/12	FSN-N	TCU	W	36-14
11/9/96	Big 12 TV-R	OKLAHOMA	L	17-27	12/28/06	ESPN-N	Alabama^	W	34-31	11/3/12	ABC-N	at Kansas State	L	30-44
8/30/97	FSN-N	at Iowa St.	W	21-14	9/1/07	ESPN2-N	at Georgia	L	14-35	11/10/12	ABC-R	WEST VIRGINIA	W	55-34
10/4/97	Big 12 TV-R	TEXAS	W	42-16	9/14/07	ESPN2-N	at Troy	L	23-41	11/17/12	FSN-N	TEXAS TECH	W	59-21
10/11/97	FSN-N	COLORADO	W	33-29	9/22/07	FSN-N	TEXAS TECH	W	49-45	11/24/12	ESPN-N	at Oklahoma	L	48-51
10/25/97	Big 12 TV-N	MISSOURI	L	50-51	10/6/07	FSN-N	at Texas A&M	L	23-24	12/1/12	FX-N	at Baylor	L	34-41
11/1/97	FSN-N	at Texas A&M	L	25-28	10/13/07	FSNPPV-N	at Nebraska	W	45-14	1/1/13	ESPNU	vs. Purdue^	W	58-14
11/22/97	ABC-R	at Baylor	W	24-14	11/3/07	ABC-N	TEXAS	L	35-38	8/31/13	ABC-N	vs. Mississippi State	W	21-3
12/30/97	ESPN-N	vs. Purdue ^	L	20-33	11/10/07	ABC-N	KANSAS	L	28-43	9/7/13	FS1-N	at UTSA	W	56-35
9/5/98	ABC-R	at Kansas	W	38-28	11/17/07	FSN-N	at Baylor	W	45-14	9/14/13	FSN-R	LAMAR	W	59-3
10/3/98	FSN-N	vs. Nebraska	L	17-24	11/24/07	FSN-N	at Oklahoma	L	17-49	9/28/13	ESPN-N	at West Virginia	L	21-30
10/10/98	FSN-N	at Texas Tech	L	17-24	12/31/07	NFL Net.-N	vs. Indiana^	W	49-33	10/5/13	ABC-N	KANSAS STATE	W	33-29
10/17/98	ABC-R	at Kansas St.	L	20-52	8/30/08	FSN-N	at Washington St.	W	39-13	10/19/13	FOX-N	TCU	W	24-10
10/31/98	FSN-N	TEXAS A&M	L	6-17	9/13/08	FCS-N	MISSOURI ST.	W	57-13	10/26/13	FSN-R	at Iowa State	W	58-27
11/7/98	ABC-R	at Texas	L	34-37	10/11/08	ESPN2-N	at Missouri	W	28-23	11/2/13	FOX-N	at Texas Tech	W	52-34
11/21/98	Big 12 TV-R	BAYLOR	W	24-10	10/25/08	ABC-N	at Texas	L	24-28	11/9/13	FS1-N	KANSAS	W	42-6
9/11/99	Big 12 TV-R	TULSA	W	46-9	11/1/08	ABC-R	IOWA ST.	W	59-17	11/16/13	FOX-N	at Texas	W	38-13
9/18/99	Jeff. Pilot-R	at Mississippi St.	L	11-29	11/8/08	ABC-N	at Texas Tech	L	20-56	11/23/13	ABC-N	BAYLOR	W	49-17



Televised Games

Date	Network	Opponent	Res.	Score	Date	Network	Opponent	Res.	Score
12/7/13	ABC-N	OKLAHOMA	L	24-33	10/27/18	ABC-N	TEXAS	W	38-35
1/3/14	FOX-N	vs. Missouri [^]	L	31-41	11/3/18	FS1-N	at Baylor	L	31-35
8/30/14	ABC-N	vs. Florida State	L	31-37	11/10/18	ABC-N	at Oklahoma	L	47-48
9/6/14	FSN-R	MISSOURI STATE	W	40-23	11/17/18	ABC-N	WEST VIRGINIA	W	45-41
9/13/14	FSN-R	UTSA	W	43-13	11/24/18	FOX-N	at TCU	L	24-31
9/25/14	ESPN-N	TEXAS TECH	W	45-35	12/31/18	ESPN-N	vs. Missouri [^]	W	38-33
10/4/14	FS1-N	IOWA STATE	W	37-20	8/30/19	FS1-N	at Oregon State	W	52-36
10/11/14	FS1-N	at Kansas	W	27-20	9/7/19	ESPN+-S	McNEESE	W	56-14
10/18/14	FS1-N	at TCU	L	9-42	9/14/19	ESPN2-N	at Tulsa	W	40-21
10/25/14	ESPN-N	WEST VIRGINIA	L	10-34	9/21/19	ABC-N	at Texas	L	30-36
11/1/14	ESPN-N	at Kansas State	L	14-48	9/28/19	ESPN+-S	KANSAS STATE	W	26-13
11/15/14	FOX-N	TEXAS	L	7-28	10/5/19	FS1-N	at Texas Tech	L	35-45
11/22/14	FOX-N	at Baylor	L	28-49	10/19/19	FOX-N	BAYLOR	L	27-45
12/6/14	FS1-N	at Oklahoma	W	38-35	10/26/19	FS1-N	at Iowa State	W	34-27
1/2/15	ESPN-N	vs. Washington [^]	W	30-22	11/2/19	ESPN-N	TCU	W	34-27
9/3/15	ESPNU-N	at Central Michigan	W	24-14	11/16/19	FS1-N	KANSAS	W	31-13
9/12/15	FSN-R	CENT. ARKANSAS	W	32-8	11/23/19	ESPN2-N	at West Virginia	W	20-13
9/19/15	FS1-N	UTSA	W	69-14	11/30/19	FOX-N	OKLAHOMA	L	16-34
9/26/15	ESPN	at Texas	W	30-27	12/27/19	ESPN-N	vs. Texas A&M [^]	L	21-24
10/3/15	FS1-N	KANSAS STATE	W	36-34	9/19/20	ESPN-N	TULSA	W	16-7
10/10/15	ESPN2-N	at West Virginia	W	33-26	9/26/20	ABC-N	WEST VIRGINIA	W	27-13
10/24/15	FS1-N	KANSAS	W	58-10	10/3/20	ESPN-N	at Kansas	W	47-7
10/31/15	ESPN-N	at Texas Tech	W	70-53	10/24/20	FOX-N	IOWA STATE	W	24-21
11/7/15	FOX-N	TCU	W	49-29	10/31/20	FOX-N	TEXAS	L	34-41
11/14/15	ESPN-N	at Iowa State	W	35-31	11/7/20	FOX-N	at Kansas State	W	20-18
11/21/15	FOX-N	BAYLOR	L	35-45	11/21/20	ABC-N	at Oklahoma	L	13-41
11/28/15	ABC-N	OKLAHOMA	L	23-58	11/28/20	FOX-N	TEXAS TECH	W	50-44
1/1/16	ESPN-N	vs. Ole Miss [^]	L	20-48	12/5/20	ESPN2-N	at TCU	L	22-29
9/3/16	FS Plus-R	SOUTHEASTERN LA.	W	61-7	12/12/20	ESPN-N	at Baylor	W	42-3
9/10/16	FS1-N	CENTRAL MICHIGAN	L	27-30	12/29/20	ESPN-N	vs. Miami (Fla.) [^]	W	37-34
9/17/16	ESPN-N	PITTSBURGH	W	45-38	9/4/21	ESPN+-S	MISSOURI STATE	W	23-16
9/24/16	FOX-N	at Baylor	L	24-35	9/11/21	FS1-N	TULSA	W	28-23
10/1/16	ABC-N	TEXAS	W	49-31	9/18/21	FS1-N	at Boise State	W	21-20
10/8/16	ESPNU-N	IOWA STATE	W	38-31	9/25/21	ESPN+-S	KANSAS STATE	W	31-20
10/22/16	FS1-N	at Kansas	W	44-20	10/2/21	ESPN2-N	BAYLOR	W	24-14
10/29/16	FOX-N	WEST VIRGINIA	W	37-20	10/16/21	FOX-N	at Texas	W	32-24
11/5/16	ABC-R	at Kansas State	W	43-37	10/23/21	FOX-N	at Iowa State	L	21-24
11/12/16	FS1-N	TEXAS TECH	W	45-44	10/30/21	FS1-N	KANSAS	W	55-3
11/19/16	FS1-N	at TCU	W	31-6	11/6/21	ESPN-N	at West Virginia	W	24-3
12/3/16	FOX-N	at Oklahoma	L	20-38	11/13/21	FOX-N	TCU	W	63-17
12/29/16	ESPN-N	vs. Colorado	W	38-8	11/20/21	FOX-N	at Texas Tech	W	23-0
8/31/17	FS1-N	TULSA	W	59-24	11/27/21	ABC-N	OKLAHOMA	W	37-33
9/8/17	ESPN2-N	at South Alabama	W	44-7	12/4/21	ABC-N	vs. Baylor	L	16-21
9/16/17	ESPN-N	at Pittsburgh	W	59-21	1/1/22	ESPN-N	vs. Notre Dame [^]	W	37-35
9/23/17	ESPN-N	TCU	L	31-44	9/1/22	FS1-N	CENTRAL MICHIGAN	W	58-44
9/30/17	FOX-N	at Texas Tech	W	41-34	9/10/22	ESPN2-N	ARIZONA STATE	W	34-17
10/14/17	FS1-N	BAYLOR	W	59-14	9/17/22	ESPN+-S	UAPB	W	63-7
10/21/17	ABC-N	at Texas	W	13-10	10/1/22	FOX-N	at Baylor	W	36-25
10/28/17	ABC-N	at West Virginia	W	50-39	10/8/22	FS1-N	TEXAS TECH	W	41-31
11/4/17	FS1-N	OKLAHOMA	L	52-62	10/15/22	ABC-N	at TCU	L	40-43
11/11/17	ABC-R	at Iowa State	W	49-42	10/22/22	ABC-N	TEXAS	W	41-34
11/18/17	ESPN2-N	KANSAS STATE	L	40-45	10/29/22	FOX-N	at Kansas State	L	0-48
11/25/17	FS1-N	KANSAS	W	58-17	11/5/22	FS1-N	at Kansas	L	16-37
12/28/17	ESPN-N	vs. Virginia Tech [^]	W	30-21	11/12/22	ESPNU-N	IOWA STATE	W	20-14
8/30/18	FS1-N	MISSOURI STATE	W	58-17	11/19/22	ABC-N	at Oklahoma	L	13-28
9/8/18	FSN-R	SOUTH ALABAMA	W	55-13	11/26/22	ESPN2-N	WEST VIRGINIA	L	19-24
9/15/18	ESPN-N	BOISE STATE	W	44-21	12/27/22	ESPN-N	vs. Wisconsin [^]	L	17-24
9/22/18	FS1-N	TEXAS TECH	L	17-41					
9/29/18	FSN-R	at Kansas	W	48-28					
10/6/18	ESPN2-N	IOWA STATE	L	42-48					
10/13/18	ESPNU-N	at Kansas State	L	12-31					

[^] bowl game R — regionally broadcast N — nationally broadcast S - Internet Streaming



Streaks

Longest Win Streak

13	Nov. 11, 1944 - Sept. 21, 1946
12	Dec. 6, 2014 - Nov. 14, 2015
11	Dec. 29, 2010 - Nov. 12, 2011
8	Dec. 12, 2020 - Oct. 23, 2021
	Dec. 31, 2007 - Oct. 18, 2008
	Nov. 8, 1986 - Oct. 10, 1987
7	Oct. 28, 1933 - Oct. 12, 1934
	Oct. 1, 2016 - Nov. 19, 2016
	Oct. 5 - Nov. 23, 2013
	Sept. 6, 2003 - Oct. 25, 2003
	Nov. 23, 1996 - Oct. 11, 1997
	Nov. 14, 1987 - Oct. 8, 1988
	Nov. 19, 1943 - Oct. 28, 1944

Longest Win Streak (one season)

10	Sept. 3 - Nov. 18, 2011
10	Sept. 3 - Nov. 21, 2015
9	Sept. 29, 1945 - Jan. 1, 1946
7	Oct. 1, 2016 - Nov. 19, 2016
	Oct. 5 - Dec. 7, 2013
	Aug. 30 - Oct. 25, 2008
	Sept. 6 - Oct. 25, 2003
6	Sept. 4 - Oct. 16, 2021
	Sept. 4 - Oct. 16, 2010
	Aug. 30 - Oct. 11, 1997
	Oct. 3 - Nov. 7, 1959
5	10 times, last Sept. 1 - Oct. 8, 2022

Longest Undefeated Streak

14	Nov. 11, 1944 - Sept. 28, 1946
13	Oct. 31, 1931 - Nov. 5, 1932
12	Dec. 6, 2014 - Nov. 21, 2015
11	Dec. 29, 2010 - Nov. 18, 2011
9	Oct. 21, 1933 - Oct. 12, 1934
8	Dec. 12, 2020 - Oct. 23, 2021
	Dec. 31, 2007 - Oct. 25, 2008
	Nov. 8, 1986 - Oct. 10, 1987
7	Oct. 1, 2016 - Nov. 19, 2016
	Oct. 5, 2013 - Dec. 7, 2013
	Sept. 6, 2003 - Oct. 25, 2003
	Nov. 23, 1996 - Oct. 11, 1997
	Nov. 14, 1987 - Oct. 8, 1988

Longest Undefeated Streak (one season)

10	Sept. 3 - Nov. 21, 2015
	Sept. 3 - Nov. 18, 2011
9	Sept. 29, 1945 - Jan. 1, 1946
8	Sept. 23 - Nov. 5, 1932
7	Oct. 1, 2016 - Nov. 19, 2016
	Oct. 5 - Dec. 7, 2013
	Aug. 30 - Oct. 25, 2008
	Sept. 6 - Oct. 25, 2003
6	Sept. 4 - Oct. 16, 2021
	Sept. 4 - Oct. 16, 2010
	Aug. 30 - Oct. 11, 1997
	Oct. 3 - Nov. 7, 1959
	Sept. 28 - Nov. 9, 1957
	Oct. 21 - Nov. 30, 1933
5	10 times, last Sept. 1 - Oct. 8, 2022

Longest Losing Streak

9	Oct. 29, 1977 - Oct. 7, 1978
7	Six times, last Sept. 23 - Nov. 11, 2000

Longest Losing Streak (one season)

7	Sept. 23 - Nov. 11, 2000
	Oct. 7 - Nov. 20, 1993
	Oct. 6 - Nov. 29, 1928
	Oct. 9 - Nov. 25, 1920

Longest Winless Streak

12	Nov. 2, 1903 - Oct. 16, 1905
11	Sept. 7 - Nov. 23, 1991
	Nov. 14, 1919 - Nov. 25, 1920
10	Oct. 7, 1907 - Oct. 13, 1908
9	Oct. 8, 1994 - Sept. 9, 1995
	Oct. 29, 1977 - Oct. 7, 1978

Longest Winless Streak (one season)

11	Sept. 7 - Nov. 23, 1991
8	Oct. 2 - Nov. 25, 1920
7	Sept. 23 - Nov. 11, 2000
	Oct. 8 - Nov. 19, 1994
	Oct. 7 - Nov. 20, 1993
	Oct. 6 - Nov. 29, 1928

Most Consecutive Home Wins

14	Nov. 28, 2020 - Nov. 26, 2022
10	Sept. 21, 2002 - Oct. 18, 2003
	Oct. 28, 1911 - Nov. 15, 1913
9	Oct. 20, 2012 - Dec. 7, 2013
	Nov. 22, 1930 - Sept. 23, 1932
	Sept. 3, 2011 - Sept. 29, 2012
	Sept. 15, 1984 - Oct. 5, 1985
7	Nov. 4, 1939 - Nov. 16, 1940
	*14 unbeaten from 11/22/30 - 9/29/33

Most Consecutive Road Wins

11	Nov. 19, 1943 - Nov. 24, 1945
10	Oct. 8, 2010 - Nov. 18, 2011
7	Sept. 8, 2017 - Sept. 29, 2018
6	Dec. 6, 2014 - Nov. 14, 2015
4	Oct. 26, 2019 - Nov. 21, 2020
	Nov. 15, 2008 - Nov. 28, 2009
	Nov. 8, 1986 - Oct. 24, 1987
	Sept. 7 - Nov. 16, 1985
	Sept. 17 - Oct. 29, 1983
	Oct. 13 - Nov. 24, 1979
	Oct. 11, 1941 - Oct. 10, 1942
	Nov. 4, 1933 - Oct. 5, 1934

Most Consecutive Neutral Site Wins

5	Sept. 29, 1944 - Jan. 1, 1946
4	Dec. 29, 2010 - Aug. 31, 2013
	Sept. 25, 1954 - Dec. 19, 1976

Most Consecutive Conference Wins

10	Oct. 18, 1929 - Oct. 5, 1934
8	Dec. 6, 2014 - Nov. 14, 2015
7	Oct. 1 - Nov. 19, 2016
	Oct. 5 - Nov. 23, 2013
	Sept. 24 - Nov. 12, 2011
7	Oct. 30, 2021 - Oct. 15, 2022
	Oct. 20 - Nov. 17, 1984
	Nov. 25, 1939 - Nov. 16, 1940

Most Consecutive Home Conference Wins

9	Nov. 28, 2020 - Nov. 26, 2022
8	Oct. 20, 2012 - Nov. 23, 2013
	Oct. 19, 2002 - Oct. 18, 2003
	Nov. 1, 1941 - Nov. 23, 1946
	Oct. 18, 1929 - Nov. 11, 1933
	*9 unbeaten from 11/6/26 - 11/11/33

Most Consecutive Road Conference Wins

8	Oct. 16, 2010 - Nov. 12, 2011
5	Sept. 30, 2017 - Sept. 29, 2018
	Dec. 6, 2014 - Nov. 14, 2015
4	Oct. 27, 2019 - Nov. 21, 2020
	Oct. 26, 2013 - Oct. 11, 2014
	Nov. 15, 2008 - Nov. 7, 2009
	Oct. 13 - Nov. 24, 1979
	Nov. 27, 1930 - Oct. 5, 1934

Most Consecutive Non-Conference Wins

15	Sept. 10, 1983 - Nov. 9, 1985
13	Sept. 17, 2016 - Dec. 27, 2019
12	Nov. 11, 1944 - Sept. 21, 1946
11	Sept. 27, 1986 - Dec. 30, 1988
10	Sept. 4, 2010 - Sept. 1, 2012
8	Nov. 11, 1995 - Sept. 27, 1997

Most Consecutive Non-Conference Home Wins

16	Sept. 21, 2002 - Sept. 5, 2009
15	Sept. 19, 2009 - Sept. 3, 2016
12	Sept. 17, 2016 - present
11	Sept. 16, 1995 - Sept. 16, 2000
10	Oct. 24, 1981 - Nov. 9, 1985
	Sept. 27, 1969 - Sept. 29, 1973
	Oct. 28, 1911 - Nov. 15, 1913
	Oct. 10, 1959 - Oct. 2, 1965
	*20 unbeaten from 10/10/59 - 9/29/73

Most Consecutive Non-Conference Road Wins

11	Nov. 28, 1942 - Nov. 24, 1945
7	Sept. 7, 2013 - present
	Sept. 17, 1983 - Sept. 6, 1986
4	Sept. 20, 2003 - Sept. 9, 2006

Most Consecutive Home Losses

7	Nov. 3, 1990 - Nov. 23, 1991
6	Nov. 30, 1946 - Sept. 25, 1948
5	Oct. 9 - Nov. 20, 1920

Most Consecutive Road Losses

15	Oct. 20, 1934 - Nov. 26, 1936
10	Nov. 12, 1977 - Oct. 6, 1979
8	Sept. 17, 1994 - Sept. 30, 1995
	Oct. 31, 1964 - Oct. 30, 1965
	Dec. 1, 1962 - Sept. 19, 1964

Most Consecutive Games Scoring 50 points

4	Sept. 6 - Oct. 4, 2008
3	Oct. 29 - Nov. 12, 2011
	Sept. 10 - Oct. 1, 1988

Most Consecutive Games Scoring 40 points

7	Sept. 10 - Oct. 29, 1988
5	Oct. 28, 2017 - Nov. 25, 2017
4	4 times, most recently, Sept. 6 - Oct. 4, 2008

Most Consecutive Games Scoring 30 points

22	Nov. 6, 2010 - Sept. 29, 2012
10	Sept. 12 - Nov. 21, 2015
	Nov. 14, 1987 - Oct. 29, 1988
9	Oct. 28, 2017 - Sept. 15, 2018
8	Jan. 1, 2022 - Oct. 29, 2022
	Oct. 20, 2012 - Jan. 1, 2013
	Dec. 29, 2016 - Oct. 14, 2017
	Oct. 1 - Nov. 19, 2016
	Sept. 4 - Oct. 30, 2010
	Sept. 6 - Oct. 25, 2003

Most Consecutive Games Scoring 20 points

58	Sept. 4, 2010 - Oct. 11, 2014
35	Nov. 22, 2014 - Oct. 14, 2017
21	Dec. 31, 2007 - Oct. 24, 2009
17	Oct. 27, 2018 - Nov. 30, 2019
16	Nov. 28, 2020 - Nov. 27, 2021
15	Nov. 14, 1987 - Dec. 30, 1988
13	Nov. 15, 2003 - Nov. 13, 2004
10	Sept. 8 - Nov. 17, 2007
	Nov. 23, 1996 - Nov. 8, 1997
9	Oct. 28, 2017 - Sept. 15, 2018

Most Consecutive Games Holding Opponents Under 20 Points

32	Oct. 9, 1931 - Oct. 12, 1934
23	Oct. 28, 1911 - Oct. 30, 1914
19	Nov. 21, 1908 - Oct. 14, 1911
15	Oct. 6, 1923 - Nov. 1, 1924
14	Nov. 4, 1944 - Sept. 21, 1946
13	Nov. 12, 1983 - Nov. 17, 1984
12	Sept. 25, 1930 - Sept. 25, 1931
11	Dec. 10, 1900 - Oct. 21, 1904
9	Oct. 8, 1960 - Sept. 23, 1961
	Sept. 21 - Nov. 23, 1957
	Nov. 17, 1934 - Nov. 9, 1935
	Nov. 26, 1914 - Nov. 16, 1915



Streaks

Most Consecutive Games Holding Opponents Under 10 Points

13	Oct. 31, 1931 - Nov. 5, 1932
8	Nov. 21, 1908 - Nov. 13, 1909
7	Nov. 10, 1906 - Oct. 25, 1907
6	Nov. 4, 1939 - Sept. 27, 1940
	Nov. 8, 1930 - Sept. 25, 1931
	Oct. 10 - Nov. 21, 1913
5	Sept. 25 - Oct. 24, 1930
	Oct. 9 - Oct. 30, 1914
4	Nov. 8 - Dec. 13, 1958
	Nov. 25, 1943 - Oct. 7, 1944
	Nov. 23, 1933 - Oct. 12, 1934
	Oct. 21 - Nov. 11, 1933
	Oct. 26 - Nov. 23, 1929
	Nov. 19, 1921 - Oct. 7, 1922
	Oct. 27 - Nov. 17, 1917
	Nov. 30, 1911 - Oct. 19, 1912
	Nov. 19, 1910 - Oct. 14, 1911
	Oct. 14 - Nov. 10, 1905
	Nov. 28, 1901 - Oct. 3, 1904

Most Consecutive Shutouts

4	Nov. 22, 1930 - Sept. 25, 1931
	Oct. 15 - Nov. 5, 1909
3	8 occasions, most recently from 1933-34

Most Consecutive Times Being Shut Out

10	Oct. 3, 1904 - Oct. 16, 1905
4	Nov. 10 - Nov. 29, 1934
	Oct. 16 - Nov. 13, 1920

Most Shutouts in One Season

6	1931
	1924
5	Five times, most recently 1932

Most Times Being Shut Out in a Season

6	1904
5	Six times, most recently 1939

Most Consecutive Games with a 300-yard Passer

7	Nov. 4, 2017 - Sept. 8, 2018
	Dec. 29, 2016 - Oct. 14, 2017
4	Nov. 7 - Nov. 28, 2015
	Sept. 3 - Sept. 24, 2011
3	Sept. 8 - Sept. 29, 2012
	Nov. 5 - Nov. 18, 2011
	Nov. 6 - Nov. 20, 2010

Most Consecutive Games with a 100-yard Rusher

22	Oct. 24, 1987 - Sept. 30, 1989
19	Oct. 16, 1976 - Nov. 19, 1977
15	Sept. 14, 2007 - Sept. 27, 2008
11	Sept. 14, 2019-Sept. 19, 2020
7	Sept. 23 - Nov. 11, 2017
	Sept. 4 - Oct. 23, 2004

Most Consecutive Games with a 100-yard Receiver

7	Oct. 1 - Nov. 19, 2016
	Oct. 20 - Dec. 1, 2012
	Nov. 6, 2010 - Sept. 8, 2011
	Sept. 4 - Oct. 23, 2010
5	Nov. 4 - Dec. 28, 2017
	Nov. 9 - Dec. 27, 2002
	Oct. 15 - Nov. 12, 1988
4	Sept. 8 - Sept. 29, 2018
	Sept. 16 - Oct. 14, 2017
	Oct. 24 - Nov. 14, 2015
	Oct. 29 - Nov. 18, 2011
	Nov. 24, 2001 - Sept. 14, 2002

Most Consecutive Games Without Committing a Turnover (Since 1968)

4	Jan. 2 - Sept. 18, 2004
3	Jan. 1 - Sept. 7, 2013
	Sept. 24 - Oct. 8, 1988
2	Many, most recently Oct. 23 - Oct. 30, 2021

Most Consecutive Games Forcing a Turnover (Since 1968)

61	Sept. 19, 1981 - Sept. 13, 1986
41	Sept. 27, 1986 - Nov. 4, 1989
33	Jan. 1, 2016 - Oct. 6, 2018
29	Sept. 11, 1971 - Nov. 3, 1973
26	Oct. 17, 1992 - Nov. 5, 1994
	Nov. 22, 1975 - Sept. 16, 1978
24	Nov. 17, 1973 - Nov. 8, 1975
21	Oct. 23, 2004 - Sept. 23, 2006
	Nov. 18, 1989 - Nov. 9, 1991
19	Nov. 10, 2012 - Aug. 30, 2014
16	Nov. 27, 2010 - Sept. 1, 2012
	Oct. 20, 1979 - Nov. 22, 1980
13	Oct. 26, 1996 - Nov. 8, 1997

Most Consecutive 100-Yard Rushing Games

1.	19	Terry Miller	Oct. 16, 1976-Nov. 19, 1977
2.	12	Barry Sanders	Sept. 10-Dec. 30, 1988
3.	11	Chuba Hubbard	Sept. 14, 2019-Sept. 19, 2020
4.	10	Dantrell Savage	Sept. 22-Dec. 31, 2007
5.	7	Vernand Morency	Sept. 4-Oct. 23, 2004
6.	6	Thurman Thomas	Oct. 23-Dec. 25, 1987
7.	5	Kendall Hunter	Sept. 30-Oct. 30, 2010
	5	Thurman Thomas	Sept. 9-Oct. 10, 1987
	5	Ernest Anderson	Sept. 11-Dec. 16, 1982
	5	Bob Fenimore	Sept. 29-Oct. 27, 1945
11.	4	Many times, most recently Jaylen Warren	in 2021

Most Consecutive 100-Yard Receiving Games

1.	14	Justin Blackmon	Sept. 4, 2010-Sept. 8, 2011
2.	5	Rashaun Woods	Nov. 9-Dec. 27, 2002
	5	Hart Lee Dykes	Oct. 15-Nov. 12, 1988
4.	4	Tylan Wallace	Sept. 8-Sept. 29, 2018
	4	James Washington	Sept. 16-Oct. 14, 2017
	4	Marcell Ateman	Sept. 16-Oct. 14, 2017
	4	Rashaun Woods	Nov. 24, 2001-Sept. 14, 2002
8.	3	Tylan Wallace	Oct. 27-Nov. 10, 2018
	3	James Washington	Nov. 18-Dec. 28, 2017
	3	Marcell Ateman	Nov. 18-Dec. 28, 2017
	3	James Washington	Oct. 29-Nov. 12, 2016
	3	James Washington	Oct. 24-Nov. 7, 2015
	3	Justin Blackmon	Oct. 29-Nov. 12, 2011
	3	Curtis Mayfield	Sept. 9-Sept. 22, 1990
	3	Cecil Hankins	Oct. 21-Nov. 4, 1944

Most Consecutive 300-Yard Passing Games

1.	6	Mason Rudolph	Aug. 31-Oct. 14, 2017
	6	Mason Rudolph	Nov. 4-Dec. 28, 2017
3.	4	Brandon Weeden	Sept. 3-Sept. 24, 2011
4.	3	Mason Rudolph	Nov. 7-Nov. 21, 2015
	3	Brandon Weeden	Nov. 5-Nov. 18, 2011
	3	Brandon Weeden	Nov. 6-Nov. 20, 2010
7.	2	Spencer Sanders	Dec. 12 - Dec. 29, 2020
	2	Taylor Cornelius	Nov. 10-Nov. 17, 2018
	2	Taylor Cornelius	Aug. 30-Sept. 8, 2018
	2	Mason Rudolph	Oct. 1-Oct. 8, 2016
	2	Daxx Garman	Sept. 13-Sept. 25, 2014
	2	J.W. Walsh	Sept. 15-Sept. 29, 2012
	2	Brandon Weeden	Oct. 8-Oct. 16, 2010
	2	Brandon Weeden	Sept. 11-Sept. 18, 2010
	2	Josh Fields	Nov. 30-Dec. 27, 2002
	2	Aso Pogi	Oct. 14-Oct. 28, 2000

Most Consecutive Pass Attempts Without an Interception (all 100-plus streaks)

1.	216	Mason Rudolph	Nov. 5, 2016-Sept. 16, 2017
2.	194	Brandon Weeden	Sept. 7-Oct. 22, 2011
3.	164	Mason Rudolph	Sept. 24-Nov. 5, 2016
4.	146	J.W. Walsh	Oct. 13, 2012-Sept. 14, 2013
5.	142	Taylor Cornelius	Oct. 27-Nov. 17, 2018
6.	139	Mason Rudolph	Oct. 31-Nov. 28, 2015
7.	138	Mike Gundy	Sept. 13-Nov. 1, 1986
8.	122	Spencer Sanders	Dec. 4, 2021-Sept. 10, 2022
9.	113	Josh Fields	Nov. 9-Dec. 27, 2002
10.	112	Brandon Weeden	Oct. 23-Nov. 13, 2010
	112	Rusty Hilger	Nov. 12, 1983-Oct. 6, 1984
12.	109	Mason Rudolph	Nov. 18-Dec. 28, 2017
13.	104	Spencer Sanders	Nov. 6-Nov. 27, 2021
14.	102	Aso Pogi	Sept. 8-Oct. 13, 2001

Most Consecutive Field Goals Made

1.	18	Matt Ammendola	Nov. 4, 2017-Sept. 22, 2018
2.	17	Dan Bailey	Sept. 4-Nov. 6, 2010
3.	16	Tanner Brown	Jan. 1-Oct. 22, 2022
	16	Matt Ammendola	Nov. 17, 2018-Nov. 2, 2019
	16	Luke Phillips	Sept. 6-Nov. 22, 2003
6.	14	Tim Sydnies	Oct. 3-Nov. 21, 1998
7.	12	Ben Grogan	Sept. 6-Oct. 11, 2014
8.	11	Quinn Sharp	Oct. 27-Nov. 17, 2012
9.	10	Ben Grogan	Sept. 12-Oct. 10, 2015
	10	Dan Bailey	Oct. 18-Dec. 30, 2008

Most Consecutive PATs Made

1.	182	Dan Bailey	Oct. 13, 2007-Nov. 13, 2010
2.	141	Quinn Sharp	Sept. 8, 2011-Jan. 1, 2013
3.	85	Cary Blanchard	Dec. 25, 1987-Sept. 30, 1989
4.	78	Tanner Brown	Oct. 2, 2021-Dec. 27, 2022
	78	Ben Grogan	Nov. 2, 2013-Sept. 12, 2015
6.	77	Matt Ammendola	Aug. 31, 2017-Aug. 30, 2018
7.	75	Luke Phillips	Oct. 12, 2002-Oct. 25, 2003
8.	68	Ben Grogan	Oct. 3, 2015-Oct. 1, 2016
9.	50	Jason Ricks	Oct. 16, 2004-Oct. 21, 2006
10.	47	Luke Phillips	Sept. 1, 2001-Oct. 5, 2002
	47	Lawson Vaughn	Sept. 5, 1992-Oct. 8, 1994

Most Consecutive Polls in the AP Top 5

1.	8	2011
2.	2	2015
	2	1984

Most Consecutive Polls in the AP Top 10

1.	16	2011
2.	8	1984
3.	6	2021
4.	5	2022
	5	1985
6.	4	2020
	4	2008
	4	1945
9.	3	2015
	3	1985
11.	2	2017
	2	2013
	2	2009
	2	1984

Most Consecutive Polls in the AP Top 15

1.	20	2021-22
2.	17	2016-17
	17	2010-11
4.	14	1984
5.	12	1988
6.	11	1985
7.	9	2008
8.	8	2015

Most Consecutive Polls in the AP Top 25

1.	30	1984-1985
2.	29	2010-2012
3.	27	2008-2009
4.	23	2016-2017
5.	22	2021-2022
6.	17	2013
7.	16	2015-2016
8.	14	1988
9.	13	2020
10.	11	1987
11.	10	2004



Letterwinners

-A-

Abbott, Britton	2016-17-18
Abel, Marty L.	1974
Abermathy, Oscar	1914
Able, Ron	2001
Aboussie, Mike	1987-88-89
Adams, Louis	1993-94-95-96
Adams, Ricky	1984-85
Adcock, Bob	1960-61-62-63
Adcock, Levy	2010-11
Aikins, Brian	1996-97-98
Akem, Gyasi	2014-15-16-17
Akin, Chris	2002-03-04
Akin, Harold D.	1964-65-66
Akin, Zac	1997-98-99-2000
Aldridge, Bennie	1947-48-49-50
Aldridge, Billy Joe	1942, 46-47
Aldridge, Gene	1951
Alexander, Andrew	2004
Alexander, Dean	1967-68
Alexander, Derrick	1987
Alexander, Mike	1986
Alexander, Ronald	1964-65
Alexander, Trent	1995-96-97-98
Alexander, Tyrell	2017-18-19
Allen, Charles	1932
Allen, Horace	1911
Allen, John S.	1970-71
Allen, Michael	1974-75
Allen, Richard L.	1973-74-75-76
Allen, Zach	2005-06-07-08
Ammendola, Matt	2016-17-18-19
Amoo, Kobina	2001-02
Amos, Bill	1903
Amspacher, J.S.	1908-09
Anderson, Andy	1918
Anderson, Eldridge	1937-38-39
Anderson, Ernest	1980-81-82-83
Anderson, Isaiah	2010-11-12
Anderson, Langston	2022
Anderson, Terrance	2007-08-09
Andrew, Robert Dee	1953-54
Ankerson, Colin	1977-78-79-80
Ansley, Richie	1990, 92-93
Anthony, Hunter	2019-21
Antle, Rick	1977-78-79
Antoine, Lucien	2009
Antwine, Israel	2019-20-21
Anyiam, Hubert	2009-10-11
Arceo, Jorge	1996-97-98
Arms, Lloyd	1940-41-42
Armstrong, Carl E.	1969-70
Armstrong, Neill	1943-44-45-46
Arnold, Joe	1993
Arrott, Josh	1988-89-90-91
Arthur, Hamil	1927-28
Arthur, Roderick	1990
Asbury, L.B.	1934-35-36
Ashley, Brandon	1996-97
Asi, Sione	2020-21-22
Aska Jr., Joe	2011
Askey, Bob	1943
Ateman, Marcell	2013-14-15-17
Ault, Wayne	1919-20-21
Avanzini, Joe William	1973, 75-76
Averette, Devante	2015-16

-B-

Babers, Don	1951-52-53
Baccarini, Bob	1943
Bacigalupo, Phillip Terry	1966-67
Bacon, Robert L., Jr.	1971
Badgett, Joe D.	1971
Bailes, Jerry	1943
Bailey, Alamu	1994-95
Bailey, Dan	2007-08-09-10
Bailey, David	1986-87-88

Bailey, Harold	1976-77-78-79
Bailey, Warren	1912, 19
Bain, Gerald	1974-75-76-77
Bain, William C. "Bubba"	1971-72
Baird, R.C.	1905, 08
Baisden, Brent	2003
Bajema, Billy	2001-02-03-04
Bakari, Taaj	2017
Baker, Del	1912-13
Baker, Jack Asher	1928-29-30
Baker, Jack D.	1934-35-36
Baker, Ronald	1975-76
Ballard, John B. II	1970
Balous, Bryce	2017-18-19
Banfield, James "Tony"	1957-58-59-60
Barger, Jim	1944, 48
Barham, Walter	1930-31-32
Barlow, Bob	1943
Barnes, Gilbert Omar	1969-70-71-72
Barnett, Calvin	2012-13
Barnum, Buford	1933-34
Barr, Silas	2021
Barrett, Silas	1918
Barry, Sean	1997-98-99-2000
Barton, Jarrod	1994
Baskin, Paul	1942
Bassett, Cooper	2009-10-11-12
Bassett, Dawson	2014-16
Batiner, Larry	1959-60
Batoba, Yves	2012
Baughman, Bradley	1967-68-69
Bauman, Leon	1922-23-24
Baxter, Glenn	1964-65-66
Beall, Charles J.	1971-72
Bean, Jimmy	2013-14-15
Beaty, Harold	1958-59-60-61
Bechtol, Richard Harris	1967-68-69-70
Beck, Kyle	1999-2000-01-02
Beck, Lynn	1984-85
Beeghley, Jamie	2003-05
Bell, Tatum	2000-01-02-03
Bell, T.J.	2008
Beller, Leo	1943
Benien, James M.	1970-71
Benn, Gerald	1958-59-60
Bennett, A.L.	1942, 45-46-47
Bennett, Burlin	1925-26
Bennett, Corey	2015
Bennett, Kevin	1979-80
Bennett, Ronnie	1951-52
Bensen, Thomas	1996-97-98-99
Benson, Allen	1980-81
Benson, Xavier	2022
Bernard-Converse, Jarrick	2018-19-20-21
Berrien, Russell	1991-92-93-94
Berry, Sylvester	1975
Biggs, Odie	1949-50
Billingsley, Cortney	2006
Bilyeu, Bob	1903
Birdow, Jermaine	1995-96-98
Birmingham, Cole	2021
Bishop, Lamont	2021-22
Bishop, Rick	1978
Black, Korie	2020-21-22
Blackard, Danny Joe	1968-69-70-71
Blackard, DeWitt	1943
Blackburn, Orlando	1929
Blackman, K. Brent	1971-72-73
Blackmon, Justin	2009-10-11
Blackwell, Louis	1979-80-81
Blackwood, Bryan	1999-2000
Blair, Paul	1983-84-85
Blair, Stanley	1982-83-84
Blake, Kevin	1988-89-90
Blanchard, Cary	1987-88-89-90
Blankenship, Bruce L.	1974-75-76
Blatler, "Shorty"	1918-19

Blatnick, Jamie	2008-09-10-11
Blocker, Rickey	1989
Blue, Fred	1906, 1908
Blue, Rob	1908
Boatwright, Bon L.	1971-72-73
Bobo, Brian	1990-91
Bock, Ralph H.	1957-58-59-60
Boisvert, John	1987-88
Bolyard, Garrett	1917
Bolyard, Wayne	1921
Bombach, Roger	1999-2000-01
Bomgardner, Byrdene	1935
Bonar, Howard T.	1912
Bond, Brady	2006-07-08-09
Bonham, Don	1939-40
Bonner, Glenn F.	1970-71
Booker, Donald	2008-09
Boone, Curtis	1977-78-79-80
Boone, Tom L.	1965-66-67-68
Borum, William Tignor	1956-57
Bowie, Michael	2011
Bowling, Ben	1999
Bowling, Bo	2008-10
Bowman, Adarius	2006-07
Bowman, Billy	1930-31-32
Bowman, Ransom	1925-26-27
Boxell, Anthony S. "Tony"	1971-72-73
Boyce, Willard	1925
Boyer, John L.	1974-75-76
Boyer, Ronald L.	1973-74
Bradford, Bill	1949
Bradley, Ray	1935-36
Brailford, Jordan	2015-17-18
Branch, Ed	1979
Brandenburger, Wayne	1977-78
Branson, Derek	2013-14
Brantley, Glenn	1985
Bray, Bryce	2019
Bray, Jaden	2021
Bray, Jerry Don	2002-03-04-05
Bredde, William	1951-52-53
Breed, Kirk	1962-63
Brewer, Adonis	2002
Brewington, Don J.	1961-62-63
Brewton, M. L. "Bud"	1945-46
Bridges, Bob R.	1969-70-71
Bright, George	1989-90
Brightman, Lehman Leonard	1954
Briley, Tony W.	1972
Briscoe, Frank	1920-21
Briscoe, Jack	1915-16
Broach, Bill	1938
Broadway, Jeremy	2005-07
Brock, Walter	1911-12-13
Brooks, David	1989-90-91-92
Brooks Jr., Jason	2022
Brotherton, H. A.	1942
Brotherton, Marvin	1939-40
Broughton, Scott	2007
Brown, Alvin. W.	1972-73
Brown, Blair	1942
Brown, Boyd	1940
Brown, Brodrick	2009-10-11-12
Brown, Chad	1991
Brown, Donnie	1985-86
Brown, Dru	2019
Brown, Greg	1995-96-97
Brown, Keenen	2016-17
Brown, Keith	1981-82-83
Brown, Kenneth	1985-86
Brown, Kevin	1996-97-98-99
Brown, Larry	2005-06
Brown, LaWaylon	2000-01-02
Brown, LD	2017-18-19-20-21
Brown, Marcus	2006
Brown, Oliver	1987
Brown, Pat W.	1969-70-71

Brown, Paul	1994
Brown, Roderick	1981-82-83-84
Brown, Tanner	2021-22
Brown, Terry L.	1966-67-68-69
Brown, Tony	1989
Brown, Vernon	1987-88-89-90
Browning, Dormer	1934-35-36
Brucci, Louie	1943
Bruce, Tanner	1998
Bruner, Leon	1930-31-32-33
Bryant, Charles	1934
Bryant, Dez	2007-08-09
Bryant, Mutual	1962-63
Buchner, Lonie L.	1959-60-61
Buck, Leroy A. "Tony"	1972-73-74
Buck, Richard	1960-61-62
Budzick, Jerry	1954-55-56
Buffington, Harry	1939-40-41
Bufford, Jason	1992
Buie, Ben	2001-02-03
Bullen, Bernard	1909-10-11
Bullen, Clarence	1908
Bullock, Ethan	2021
Bundage, Calvin	2016-17-18-20
Burch, Paul Dean	1955-56
Burd, Gary E.	1969-70
Burk, M. Scott	1974-75, 78
Burleson, Grady	1928-29-30-31
Burnell, Howard	1935
Burney, Edward	1909-10
Burns, Darren	1989-90
Burns, Keith	1992-93
Burris, Colbert "Buddy"	1965-66
Burrough, Tim	2000-01-02-03
Burrow, Wayne	1945-46-47-48
Burton, Derek	1983-84-85
Burton, Jr., Derek	2006-07-08-09
Burton, Jeremiah	2005-06
Burton, Jordan	2015-16
Busse, George	1947-48-49
Bussey, Don	1951
Butler, Daria	1974-75-76-77
Butler, Mike	1990-91-92-93
Butterfield, Frank	1926-27-28-29
Butts, Richard Dale	1930-31-32
Byrnes, Joe	1935

-C-

Cabbiness, Cale	2021-22
Calcagni, Chris	2001
Calhoun, Chris	1990-91
Callihan, P. O.	1904
Calvin, John H.	1956-57-58-59
Camacho, David	1997-98
Cambern, Ryan	1994-96
Campbell, Forrest M.	1955, 59
Campbell, Jeff	1912-13-14-15
Campbell, John Ruskin	1925
Campbell, Jon D.	1974
Campbell, Mel	1978-79-80
Campbell, Walter F.	1920
Cannon, Cornell	1989, 91-92
Carey, John	1945-46-47-48
Carpenter, Dick	1943
Carr, Jeff	2015-16
Carraway, Tom P.	1969-70-71
Carreker, James D.	1966-67-68
Carrroll, Trumain	2005
Carson, Chris	2015-16
Carter, Chris	1997-98-2000
Carter, Craig C.	1975
Carter, Fath	2000-01-02-03
Carter, John E.	1970-71
Carter, Logan	2017-18-19-20-21
Carter, Trey	2016-17-18
Carter, Zach	2007
Case, Danny L.	1971



Letterwinners

Case, Ross	1936-37-38
Cassity, Braden	2019-20-21-22
Castleman, James	2011-12-13-14
Cates, Earnest	1951
Cathey, James Douglas	1965-66-67-68
Cathey, Nolan	1938
Cattlin, Kris	2012-13-15
Cato, Raymond	1996, 98-99
Cegielski, John	1980-81-82-83
Cellar, Bob	1936-37-38
Chachere, Gary	1979-80-81-82
Chadwick, Lynn C.	1963-64-65-66
Chaloupka, Chris	1996-97-98
Chambers, Lloyd	1918
Chandler, Robert	1979
Chaney, Woodrow	1932-33-34
Chaplin, Scott	1988
Chappell, Barty, Jr.	1969-70-71
Charlie, Delbert	1933-34
Charlie, John	1937
Chase, Martin Ward	1916-17-18-19
Chastain, John	1943
Chatham, Jerry	2005-06-07-08
Cheatwood, Harry T.	1965-66-67-68
Cheatwood, Mark	1991-92, 94
Cheek, J.D.	1945-46-47-48
Chelf, Clint	2011-12-13
Chelf, Colton	2010-11
Chesbro, Ray	1935-36
Chesley, John	1980-81-82-83
Chiga, George C.	1938-39
Childs, Rennie	2013-14-15-16
Childs, Vandiver	1956-57-58-59
Chinasa, Ugo	2007-08-09-10
Chlouber, Gary D.	1973-74-75
Choate, Jim	1927-28-29
Chrisman, Randall	1979-80-81
Christian, J. B.	1964-65-66-67
Christian, Reggie	1986-87
Christman, G. Scott	1974
Church, Merle	1921-22
Clapp, Matthew E. W.	1971
Clark, Ed	1938-39-40
Clark, James	1975, 77-78
Clark, Mike	1988-89-90-91
Clark, Sid	1930-31-32
Clark, Trace	2012-13-14-15
Clay, Collin	2022
Claybrook, Russell	1991
Cleghorn, Jimmy	1937
Clem, Neil Ted	1969-70
Clements, Seb	2007-08
Clendennen, Mike P.	1971-72-73
Click, James H.	1963-64-65-66
Clinkenbeard, Clifford	1932-33
Clore, Walter	1931-32
Coates, Richard W.	1970-71-72
Cobb, Mason	2020-21-22
Coble, Wayne A.	1955-56-57
Cochran, Aaron	2017
Cochran, Paul	1939
Cockrell, Milton	1985-86-87
Cody, Phillip R.	1970-71
Coe, Clay	2001-02-03-04
Coe, Clint	2007
Coffey, C.B.	1936-37-38
Colbert, Brandon	1987-88-89, 91
Colbert, Shannon	1990
Colclazier, Jim	1947-48-49-50
Coldiron, Reed	1917
Cole, Bert	1942-43-44-45
Cole, Bobby D.	1969-70-71
Coleman, Howard	1946-47-48-49
Coleman, Randy	1996-97
Colhouer, J.C.	1943-44-45
Collins, Chris	2006
Collins, Davidell	2011-12-13

Collins, Findley	1925-26
Collins, Merle	1931-32-33
Collins, Wilkie, Jr.	1926-27
Comstock, Frank	1909-10-11
Comstock, Harry	1903
Condley, Seth	2000
Conner, DeMarcus	2008-09
Conner, George E.	1923-24-25
Conway, John	1982-83
Cook, Blaine	1999
Cook, Chance	2016-17
Cook, Denshio	1996
Cook, Ed	1905
Cook, H.P.	1908
Cook, Kelly	1981-82-83-84
Cook, Lee	1941-42
Cook, Robert S.	1947-48-49-50
Cooper, Cary	1984, 86-87
Cooper, Josh	2008-09-10-11
Cooper, Lavocheya	2011
Cooper, Micah	2019
Cooper, Michael	2000-01
Cooper, Victor	1938
Copeland, Scott	1989-90-91
Coppola, Peter	1975-76-77-78
Corker, John	1976-77-78-79
Cornelius, Taylor	2018
Correll, Lawrence	1917
Cory, John	1908-09-10
Coshow, Jerry	1981-82-83-84
Cotton, Emory	1932-33
Cowins, James	1977-78-79-80
Cowling, William R.	1937-38
Cox, Mike	2002
Cox, Perrish	2006-07-08-09
Cox, Robert	1934-35-36
Coxeff, Ricky	2003-04
Coyle, Raymond	1944
Coyle, Talford Joe	1968-69-70-71
Crabtree, Zach	2014-15-16-17
Craig, Elbert	2000-01-02-03
Craig, Zack	2010-11-12-13
Cramer, Jerry M.	1974-75-76-77
Cramer, W.W. "Nick"	1935-36-37
Cravatt, Bennie	1962-63
Crawford, Charles	1983-84
Creager, Mack	1944-45
Crews, Joe Kyle	1969-70-71
Criddle, Jitu	1993-94-95-96
Crimmins, Bill	1940
Crissup, Jack R.	1967-68-69-70
Crissup, Zach	2008
Crites, Robert "Butch"	1979-80-81
Cromer, Mark	1979-80-81-82
Cross, David	1957-58-59-60
Cross, Travis	2013
Crosslin, Julius	2004-05-06-07
Crowder, Demetrius	1994
Crowe, Carter	1923-24-25
Cruse, J.E. "Jay"	1971-72
Crutchfield, Edgar	1921-22-23
Cuba, Paul	1954
Cudworth, Aaron	1999
Culver, Shannon	1992-93
Culwell, Doc	1910
Cumby, Kenneth	1984, 86-87
Cummings, Maurice	2004-05-06-07
Cummings, Torrance	1988
Curry, C.J.	2013-15
Curry, Darius	2015-16-17
Curtin, Gerald	1929-30-31
Curtis, Bob L.	1955-56
Curtis, Corey	2002-03-04
Curtis, Mike	1991-92, 94-95
Cutburth, Robert C.	1967-68-69-70
Cutsinger, Gary	1959-60-61-62
Cutsinger, Rodney	1962-63-64-65

-D-

Daigle, Abby G.	1973-74-75-76
Danford, Roy	1926
Daniels, Darrion	2015-16-17
Daniels, Kendal	2022
Darnell, Gary B.	1967-68-69
Darrell, George	1940-41
Daugherty, Burdon R.	1954-55-56
Davidson, Joe	1926
Davis, Adam	1996-97-98-99
Davis, Arthur	1991-92
Davis, Bennie R.	1952
Davis, Brent	1987-88-89
Davis, Britt L.	1975
Davis, Clayton L.	1946-47-48-49
Davis, Damian	2007-08
Davis, David E.	1968-69-70
Davis, David J.	1965-66
Davis, DeJuan	2011-12
Davis, Devin	2012
Davis, Dirk	1981
Davis, Eric	2013-15-16
Davis, George	1933, 35-36
Davis, Jason	1996-97
Davis, Kellen	2002-03-04-05
Davis, Paul	1941-42
Davis-Bryant, Terrance	1999-2000-01-02
Davis, Ted E.	1961-62
Dawson, Chris T.	1974-75-76-77
Dearinger, John Tom	1968-69-70
Deason, Justin	2001-02
Deckard, Jerry	1985-86-87
Deerinwater, Lloyd E. "Bub"	1968-69
DeGrate, Victor	2003-04-05-06
DeMoss, Bob	1945
Denard, Mike	2001-02
Denning, Steve	2007-08
Dennis, Brad	1985-86, 89
Denson, Rafael	1991-92-93-94
Denton, R.O.	1918
DeRoin, Reuben R.	1948-49
Derrick, Don C.	1961-62
Derrick, Jimmy	1974-75, 77
Devereaux, Tommy	2003-05-06-07
Devorce, Carl L.	1972-73-74
Dickerson, David Lee	1964-65-66
Dickerson, Eli	2012
Dickerson, Michael	1980-81
DiClementi, Pete	1978-79-80-81
Diehl, Clarence	1910-11
Dillard, J.R.	1984, 86-87
Dillard, James A.	1959-60-61
Dindy, Farland M.	1977
Dinkins, Chris	2010
Dixon, Chris	1977-78-79
Dizadare, Na'Drian	2020-22
Doakes, Ivan	1978-79
Dobbs, E.J.	1937-38-39
Dobson, James W.	1958-59
Dodson, Billy R.	1958-59-60
Doerner, John	1979-80-81
Dokes, Phillip D.	1973-74-75-76
Doolittle, Kameron	2014-15
Donaldson, Chris	2009-10
Dorman, Bill	1908
Dosser, Glen	1935
Dotter, Chester	1929-30-31
Douglas, Robert C.	1975-76
Drain, Sim III	1986-87-88-89
Dressen, Jacob	2003-04
Dry, F.A.	1950-51-52
Duck, Lawrence	1932
Duckett, Ross	1943-44-45
Dupree, Gordon	1932-33-34
Dupree, Richard A.	1957-58-59
Dupy, Wilson	1934-35
Duren, Paul	2002-03-04-05
Durkee, Charles "Mickey"	1963-64-65

Dutton, Guy L.	1975
Duval, Fred E.	1954
Dykes, Hart Lee	1985-86-87-88

-E-

Eaton, Kyle	1999-2000-01-02
Eben, Herman E.	1968-69-70
Echols, Don	1977-78-79
Edgerton, Charles O.	1901
Edison-McGruder, Kenneth	2015-16-17-18
Edwards, Adam	1997-98-99
Edwards, Don	1975-76
Edwards, Michael	1975-76-77-78
Elder, Scott	1998-99-2000-01
Elias, Josh	2014-15
Elkins, Alex	2007-08
Elliott, James C.	1960-61
Elliott, James L.	1994
Elliott, Larry W.	1963-64-65
Elliott, Rufus	1914, 16
Elliott, Steve R.	1971-72-73
Ellis, Colby	2012
Ellis, Edgar	1930
Ellis, Raymond J.	1927-28-29
Emerson, J.E.	1905
Engles, Nathan	2021
English, Bill	1903
Ennis, David Ray	1971-72, 74
Epperson, A.	1908
Epstein, Evan	2011-12
Erving, Carlos	1991-92
Erwin, Hubert	1930-31-32
Esch, Joe M.	1967-68
Esslinger, Charles Adam	1917, 23-24
Esslinger, Ed	1917
Estep, Earl C., Sr.	1926-27-28
Etheridge, Raymond	1917-18, 21-22
Etienne, Caleb	2022
Evans, James	1980-81-82
Evans, Jon A.	1955-56-57
Evans, Paul	2000
Everett, Coy D.	1972
Evers, Brendon	2018-19-20-21-22
Ewing, Charles	1935
Ezell, Randy	1977

-F-

Failing, Harry	1909
Farden, Cole	2001-02-03-04
Farmer, Jeremy	1999
Farrar, Kamryn	2020-21
Farris, George Steve	1968-69-70
Faubion, Jack	1939-40-41
Faucette, Bob	1945
Favara, Joe S.	1954-55-56
Fenimore, Bob	1943-44-45-46
Ferguson, Terrance	1988
Ferguson, Tyler	2017-18
Fetzer, Dale C.	1919
Fields, Jarrod	2011
Fields, Josh	2001-02-03
Fields, Tyler	2012
Fine, Gerald Thomas	1955-56
Finefeuiaki, Sione	2017-18
Fisher, Conrad	1929-30-31
Fisher, Duane	1929-30-31
Fisher, Roderick	1980-81-82-83
Fisher, Ronnie	1989-90, 93
Fisher, Todd	1989-90-91-92
Fisher, Trent	1993-94-95-96
Fitter, Jean M.	1945-46-47-48
Fitter, Pat M.	1952
Fitter, Sylvester J.	1943, 48-49
Flanagan, Sean Michael	2019-20-21-22
Fleak, Arthur B., Jr.	1966-67-68
Fleischman, Jay	1988-89-90, 92



Letterwinners

Fletcher, Jack B.	1935-36-37
Flood, Randy G.	1973-74
Flores, Louis S.	1955-56
Flow, Perrin	1905-06
Flower, A.W.	1901
Flowers, J.B.	1996, 98-99
Flowers, Tre	2014-15-16-17
Floyd, Howard	1943
Fobbs, Jamaal	1997-98-99-2000
Fodge, Matt	2005-06-07-08
Fofana, Amadou	2019
Folk, John B.	1918
Fooks, Dameron	2009
Ford, Kenny	1988-89-90-91
Ford, Trace	2019-20-21-22
Foster, Fay	1912-13-14
Foster, Ralph	1937-38-39, 44
Fountain, Marque	2003-04-06-07
Fowler, Don N.	1944
Fox, Willard L., Jr.	1952
Francis, Peter C.	1963-64-65
Franklin, C.J.	1954-55
Franklin, DeShawn	2014
Franklin, Noah	2009
Franks, Kerry	1980-81
Franks, Roger	1990-91-92-93
Frazier, James W.	1958-59-60
Frazier, Luke	2004-05
Freeman, Doug	1980-81-82
Freeman, Ronald C.	1966-67-68
Freeman, Zanoni	1919
Frenzel, H.H.	1910-11
Frieday, Don S.	1905-06
Friess, Mike	2006
Friess, Phil	2006
Fry, Joel	1988-89
Frye, Allen	1981-82
Fugett, Bryan	1990-91-92-93
Fuller, Larry	1986
Fulk, Richard	1944, 46
Funchess, Chaucer	1991-92
Fuquay, Lamar	1932-33-34
Furman, Josh	2014

-G-

Gaddis, Preston	1922-23
Gaile, David Lee	1968-69-70
Gaines, Fred	1988-89-90
Gaines, Rodderick	1985-86-87-88
Gaines, Wendall	1991
Galea'i, Lemaefe	2015-17
Gallagher, Cliff	1916-17
Gallagher, Donnell E.	1933
Gallagher, E. C.	1908-09
Gallagher, Kenneth T.	1934-35
Gallagher, Schaun	1984
Galloway, Dylan	2017-18-19
Gammon, Stephen P.	1970
Gant, Reuben C.	1971-72-73
Gardner, John Ed	1959, 61-62
Garman, Daxx	2014
Garmond, Eric	1990-91
Garner, Courtney	1995-96
Garner, Donald G.	1955-56-57
Garner, Grant	2010-11
Garrett, Brandon	2013-14
Garrett, Emmett L.	1913-14
Garrett, T. Eddie	1971-72-73
Garrison, Walter B.	1963-64-65
Gary, Shamiel	2012-13
Gasch, Charles Lee	1965-66
Gaskins, Bill	1942
Gass, Floyd	1949
Gassett, Pete	1943
Gates, John A.	1968-69-70
Gattis, John M.	1943-44, 47-48
Gay, Thurman	1915-16-17, 19

Gay, Thurman, Jr.	1944-45, 47-48
Gay II, Raymond	2022
Geier, Don R.	1970-71
Geizentanner, Bill	1941
Gent, Justin	2007-08-09-10
Gerard, Alton P.	1972-73
Gibbs, Roger	1988
Gibson, Dorsey W.	1951-52-53
Gilbert	1952
Gilbert, Justin	2010-11-12-13
Gildon, Jason	1990-91-92-93
Gill, Jerry Leon	1964-65-66
Gillem, Robbie	1998-99-2000-01
Gilliam, Melvin	1985-86-87-88
Gilmore, J. Bruce	1953
Gisleider, Nathan	2009
Girtman, Brad	2003
Givens, Malik	2018
Glasgow, Chad	1992-93
Glidden, David	2013-14-15
Godfrey, Kevin	1981-82-83
Godlevske, Danny	2021
Godsoe, Harvey Glen "Bud"	1952-53
Gofourth, Derrel G.	1974-75-76
Gold, Greg	2003-04
Golden, Jack	1995-96-97, 99
Golembiewski, Andrew	1998-99
Gollehon, M. F.	1906
Goodfox, Amos	1937, 39-40
Goodlett, John	2012-13
Goodlow, Eddie	1981
Goodwin, Bennie D.	1967-68-69
Goodwin, Gary D.	1969-70
Goodwin, James F.	1965-66-67
Gordon, Ollie	2022
Gore, George L.	1947-48
Gore, Tus	1927
Gosney, Larry Gene	1966-67-68
Gourley, Adam	2004-05
Gover, Ben	1908
Grabko, John	1949-50-51
Graham, Herbert A.	1980-81
Graham, Kerry	2011-12-13
Graham, Parker	1969-70-71
Graham, Russell	1979-80-81-82
Granger, Mark	1980-81
Grant, Kenneth	1987-88
Grant, Vernon	2002-03-04
Gravelle, Cameron	2014
Gravely, Wm. Kent	1974-75-76
Gray, Bert F., Jr.	1948-49
Gray, Ceal	1910
Gray, Chris	2001
Gray, Maurice	2008-09
Gray, Steve S.	1967-68
Green, A.J.	2016-17-18-19
Green, Bobby M.	1952-53
Green, Blaine	2021
Green, Bryson	2021-22
Green, Ed.	1979
Green, H. J.	1955-56-57
Green, Harold	1985
Green, Jarrod	1986-87-88-89
Green, Joshua	1995-96
Green, Ken	1940
Green, Lorenzo	1992-93-94-95
Green, Mike	1979-80-81-82
Green, Za'Carrius	2017-18
Greene, Harold	1985-86
Greenhaw, Robert	1955-56-57
Greenlee, Anthony	1990-91-92-93
Gregg, Earl	1929-30-31
Gregory, Howard Wilbur	1909, 11
Gregory, Scott	1989-90
Grenier, Geoff	1994-95
Griffin, Doyce	1935

Griffin, Harvey	1945
Grimes, Bill J.	1945, 47-48
Grisbby, Chris	2013-14
Grissom, D.J.	1999-2000-01
Grissom, Willie	1995-96-97-98
Grissom, Zed	1944
Gritz, Ervin	1926-27-28
Grogan, Ben	2013-14-15-16
Grosfield, Jay	1993-94-95-96
Guest, Thomas W.	1967-68
Guillory, Bryan	1993, 95
Gundy, Gunnar	2022
Gundy, Mike	1986-87-88-89
Guy, Brent	1980-81-82

-H-

Hacker, Albert	1915
Hackett, Roy	1978-79-80
Hager, Edgar William	1913
Hague, Tim L.	1971
Hahn, Carl	1912-13
Halcomb, Billy Joe	1952-53
Hale, Alex	2020-21-22
Hale, Kyle	2010-11
Halfast, Robert	1927-28-29
Halferty, Jeremy	1997-98-99
Hall, Reginald	1977
Hall	1903
Hall, Ross	1931-32-33
Hall, Scott	1990-91-92-93
Hallacker, Richard W.	1974
Hallmark, Wayne William	1968-69-70
Ham, James	1982, 84-85
Hambright, Arlington	2018
Hames, Winton	1916
Hamilton, Mike	2005-06
Hammond, Dan	1977-78
Hammond, Gerald	1961-62-63
Hammond, Steve	1977-78-79, 81
Hampton, Tavie	1982-83-84
Hancock, A. V.	1906
Hancock, Gene	1938-39-40
Hancock, Kern	1905
Hand, Dent	1918
Hankins, Cecil	1944-45
Hankins, David Wesley	1974, 76
Hanly, Tom	1933-34-35
Hanna, Barry	1981-82-83-84
Hanna, David	1977
Hannah, David	1960-61-62
Hansard, John	1931-32-33
Hardaway, Milton B.	1976-77
Hardeman, Chris	2014
Harden, Linc	1993-94
Hardesty, Harold	1927-28
Harding, Dylan	2014
Harding, Rodney	1981-82-83-84
Hargrove, Bob	1940-41, 45
Harkey, C. J.	1957-58-59
Harden, Millard	1914-15-16
Harding, Dylan	2015
Hardison, Matt	2002
Hardy, Bo	2022
Harlan, Wes	2010-11-12
Harmon, Scott	1990-91-92-93
Harper, Charles L.	1963-64-65
Harper, Devin	2017-18-19-20-21
Harper, Madre	2016
Harper, Thomas	2019-20-21-22
Harrington, Harold	1924
Harris, James O.	1962-63
Harris, Jamie	1983-84
Harris, Jim	1943
Harris, Larry E.	1974-75
Harris, Verne	1933
Harrison, Michael	2010-11
Hart, Darius	2009-10

Hartfield, Travis	1995
Hartman, Jack H.	1943, 47-48-49
Harvell-Peel, Kolby	2018-19-20-21
Hasbrook, Nathan	1921-22-23
Haston, Hudie	1929-30
Hatcher, Clifford	1927-28
Hatley, Mark A.	1970-71
Hautau, Ofa	2013-14
Havenstrite, Ralph W.	1911-13-14
Havern, Tim	1965-66
Hawkins, Dana	1985-86-87
Hawkins, Marvin	1984-85
Hayes, Maurice	2012
Hayhurst, Jonathan	2001-02
Hays, Austin	2012-14-15-16
Headspeth, Valda	1978-79-80-81
Hedgepeth, Devin	2010-11-12
Hegwood, Colby	2015
Heidlage, Norvel	1934-35
Heiligman, Albert	1926
Heilman, Bill J.	1971
Heinzler, Steve	1977-78-79-80
Helker, Daniel Earl	1970
Hembrough, Matt	2019-20-21-22
Hendrick, Marcus	1962-63
Hendrickson, Barney	1926-27-28
Henley, Terry	1990-91-92
Henry, Kevin	2016-18-19
Henry, Tracy	1940-41-42
Henson, Cecil	1938
Henson, Josh	1994-95-96-97
Henson, Matt	2001
Herald, Winston	1938-39-40
Hess	1906
Hetzler, Drew	1978-79-80
Hicks, David	1982
Hicks, Stanley	1942, 46-47
Higgins, Ralph	1923-24
Highfill, Clarence	1930-31-32
Hilbun, Albert S.	1971
Hilger, Russell "Rusty"	1981, 83-84
Hill, Anthony	2010
Hill, Daunte	1996-97-98
Hill, Greg	1979-80-81
Hill, Houston	1922
Hill, Justice	2016-17-18
Hilliard, Corey	2003-04-05-06
Hinds, Adam	1982-83-84
Hines, George	1903
Hitt, Don	1957-58-59
Hix, Kyle	2002-03
Hobbs, Eric	1993-94
Hockett, Matthew	2018
Hodge, James	1952
Hodges, Eddie	1944
Hodgson, Mark	1934-35
Hoeman, Gene	1941-42
Hoffarth, Robert	1932-33
Hogan	1906
Holcomb, Don L.	1953-54
Holderman, Ernest	1950-51
Holdridge, Curtis	1966-67
Holland, Chase	2002-03-04-05
Holland, Jon	2003-04
Holliday, Ronnie	1960-61
Hollis, Wardell, Jr.	1962-63-64
Holmes, Christian	2020-21
Holmes-Miller, Ricklan	2001-02
Holt, Joe L.	1956-57
Hooper, Vance	2022
Hope, Bryan	1992-93-94-95
Hopkins, Kelly	1984
Horton, George	2001
Horton, Justin	2009-10-11-12
Houck, Bill	1943-44-45-46
Houdek, Thomas J.	1952
House, R. Morton	1901



Letterwinners

Houska, Joe	1901
Howard, Don	1931
Howard, Gary Bob	1961-62-63
Howard, James D.	1956-57-58
Howard, Jason	1999-2000-01
Howard, Ryan	2011
Howell, Evan	1997-98-99
Howell, Ethan	1997-98-99
Howell, Leo	1936
Howell, Sammy	1945
Howerton, William J. "Bill"	1952
Hubbard, Chuba	2018-19-20
Hudson, Gerald	1988-89-90
Hudson, Jessie E.	1972-73-74
Hudson, Mike	1983-84-85-86
Hudson, Shane	1992
Hughes, Ben	2017
Hughes, Charles	1901, 05
Huhnke, Clint	1996
Hullum, Patrick	1998-99
Hunt, Gene	1938
Hunter, Kendall	2007-08-09-10
Hunter, Michael	2015
Hutchinson, Jack R.	1953-54-55
Hutton, Bruce	1968-69
Hutton, Tom	2019-20-21-22
Hyden, Jerry	1957-58

-I-

Icenhower, Emory	1922-23
Igo, Kevin	1981-82-83
Illingworth, Shane	2020
Imade, Deion	2011-12-13
Ingram, Kelvin	1993-94
Ingram, Ronald	1978-79-80-81
Irby, Tyren	2020-21
Irions, Gary	1975-76-77-78
Irwin, Hubert	1930
Ivie, George H.	1945-46-47-48
Ivy, Greg	1994-95

-J-

Jackson	1906
Jackson, Blake	2012-13
Jackson, Deondre	2022
Jackson, Dezmon	2020-21
Jackson, Glenn	2003
Jackson, Isaac	1982-83
Jackson, Jesse	2002-03
Jackson, Khary	1999-2000
Jackson, Larry J.	1975-76-77
Jackson, Leonard	1983-84-85-86
Jackson, Tommy	1960-61-62
Jacob, John M., Jr.	1956-57
Jacobs, Seth	2013-14-15
Jacobson, Bert H.	1970-71-72
Jacobson, Jack C.	1962-63-64
James, Stephen	2004
Jarka, Shane	2008-09-10
Jarrard, Austin	2021
Jarrell, R.E.	1905-06
Jarwin, Blake	2014-15-16
Jeffcoat, Elliott	2014
Jeffers, Ed	1943-44-45-46
Jefferson, Eugene L.	1970-71-72
Jefferson, Joe	1993-94
Jeffries, Brian	2003-04-05
Jenkins, Jake	2012-13
Jenkins, Teven	2017-18-19-20
Jenskin, Roy	1932
Jennings, William	1977
Jernigan, Jayden	2019-21
Jesse, Walter B.,	1909-10
Jester, Clarence	1923
Jester, Jack	1924
Jester, John	1921

Johndron, Howard	1942
Johnson, Andre	2004
Johnson, Beau	2008-09
Johnson, Braydon	2018-19-20-22
Johnson, Charles	1926-27-28
Johnson, Charles	1990
Johnson, Charlie	2002-03-04-05
Johnson, D. Wayne	1949-50-51
Johnson, Daryl "Boogie"	1993-94-95
Johnson, Doty	1935
Johnson, Gregg	1977-78-79-80
Johnson, Harry "Swede"	1930-31
Johnson, Harve	1937-38-39
Johnson, Jason	2000
Johnson, Jeroid	1994-95
Johnson, John	1920
Johnson, John	2005-06-07
Johnson, Kevin	2011
Johnson, Kim	1987
Johnson, Lyndell	2011-12-13
Johnson, R.	1913
Johnson, Rodrick	2004-05-06-07
Johnson, Ronnie B.	1966-67-68
Johnson, Teddy	2011-12-13-14
Johnson, Tyler	2011-12-13
Johnson, Tyron	2017-18
Johnson, Victor	2009
Johnson Jr., Stephon	2022
Johnston, John	2001
Johnstone, John C.	1903
Jones, Bill	1985-86-87-88
Jones, Clynne	1952-53
Jones, D. Bruce	1952-53
Jones, Demarco	2020-21
Jones, Derek	1990-92-93-94
Jones, Devin	1987-88-89
Jones, Grant	2003-04-05-06
Jones, Greg	2002-03-04
Jones, Jeff	1996
Jones, Johnny	1994-95
Jones, Lonnie	1939-40-41
Jones, Marcus	1985-86-87-88
Jones, Marcus	1998-99-2000-01
Jones, Miketavius	2012-13-15
Jones, Paul	2000-01
Jones, Randall L.	1971-72-73
Jones, Richetti	2009-10-11
Jones, Robert	2003-04
Jones, Shawn	1980-81, 83-84
Jones, Steve	1987
Jones, Toné	1993-94-95-96
Jose, Matt	1990-91-92-93
Joubert, Larry	2018
Juhl, Jason	1988-89

-K-

Karns, Don B.	1962-63
Kashwer, Keith	1954-55-56
Kearse, Malik	2017
Kee, Erwin	1934
Keegan, Claire Otis	1925-26
Keen, Clifford	1922-23
Keen, Paul V.	1922
Kegel, Matthew	2018-19
Keith, Brien	1986-87
Keith, Lee	1988
Keith, Steve	1991-92
Kelley, Aden	2022
Kelly, Afton	1945
Kelly, James M.	1967-68-69-70
Kemp, Kevin	1996
Kempa, Loddie	1942
Kendall, Leland	1951-52-53
Kennedy, L. Michael	1972-73-74
Kenny, Roy W.	1913-14-15-16
Kernan, Patrick H.	1968-69-70
Kessler, Craig	1966-67

Ketiku, Sonji	2006
Keys, Marcus	2016-17-18-19
Keys, Howard N. "Sonny"	1956-57-58
Kidder, Jason	1986-87-88
Kiger, Bennie B.	1951
Kilgore, J.B.	1941-42
Kilmer, Mike	1983
King, Brad	1987
King, Delbert	1926-27
King, J.D.	2017
King, Jarid	2012
King, Joe	1988-89-90
King, Kevin	2015
Kingery, Elwood	1930-31
Kirkland, Jason	1992-93
Kirkland, Larry E.	1967-68-69
Kirksey, Robert	1988-89-90-91
Kirven, Milton R.	1974, 76
Kite, Casper	1912-13
Klare, Kelly	1994-97
Knauls, Tarrell	1996-97-98-99
Knight, Earl	1938
Koenig, Daniel	2011-12-13-14
Koenig, David	2004-05-06-07
Koenig, Doug	2003
Kolar, John	2018
Kolb, Jon R.	1966-67-68
Kolb, Matt	1986-87-88
Kopenski, Ben	2021-22
Kozlowski, Ray	1935
Kramp, Ed	1914, 16
Kratz, Millard C.	1925-26-27
Kraybill, Benjamin O.	1960-61-62
Krebs, Jim	1984-85
Kroutil, Edward	1920-21-22
Kurz, James Q.	1948-49

-L-

Labrue, Casey	2011
Lacey, Jacob	2005-06-07-08
Lackey, Woodrow	1938-39
Lacy, Chris	2014-15-16-17
Lacy, Tyler	2019-20-21-22
LaFargue, Derek	2000
Lamb, R.K. "Peck"	1938
Lampkin, Ashton	2012-13-15-16
Lane, Roy	1943
Lang, Mark	1979
Langford, Jevon	1993-94-95
La Rue, Bob N.	1951-52-53
Lashley, Kent A.	1963-64
Latham, Chipp	1977
Latham, Fred G.	1956-57-58-59
Latu, Nathan	2021-22
Lavender, Jay R.	1965-66
Lavey, Caleb	2011-12-13
Lavigne, Reynell	1996-97-98-99
Lavine, Patrick	2006-07-08-09
Lawellin, R.C.	1906, 08
Lawellin, S.	1908
Lawson, Daniel C.	1964-65-66-67
Lawson-Kennedy, Xavier	2003-04-05-06
Leake, Jack	1960-61-62-63
LeBlanc, Taber	1995-96-97-98
Ledbetter, Toy W.	1946-47-48
Ledford, Jim R.	1974-75-76
Leierer, Melvin L.	1950-51
Leinen, Derek	1993-94-95-96
Leming, Bill R.	1961-62-63
Lemon, Orie	2008-10
Lemons, Gabe	2019-20
Lester, Ryan	2014
Lester, Willie, Jr.	1974-75-76-77
Levels, Dwayne	1998-99-2000-01
Leveni, Vili	2014-16-17
Lewis, Andrew	2007-08-09
Lewis, Billy	2007

Lewis, Gary	1980-81-82
Lewis, Jerry	1979
Lewis, John	2001-02
Lewis, Malcolm	1983-84
Lewis, Paul	2013-14-15
Lewis, Shaun	2010-11-12-13
Liddell, Mike	1972, 74
Liebhart, M. C.	1918-19
Liles, Sonny	1939-40-41
Lind, Josh	1997-98-99-2000
Lindsay, Gabe	1999-2000-02-03
Lindsay, Tony	1997-98-99-2000
Limbrick, Garrett	1985-86-87-88
Limbrick, Lance	2005
Linnear, Kerry	1996, 98
Lipe, Gilbert	1944
Lisle, Sam H.	1974-75-76
List, Lester	1932-33-34
Little, John D.	1967-68-69-70
Little, Robert	1933-34
Little, Taylor	1934
Littlehead, Christian	2011
Locke, Harry	1918
Lofton, Kris	1993-94
Loman, Mark	1973
London, Merlin E.	1942, 47-48
Long, Mathies	2010
Long, William "Bill"	1945-46-47-48
Lookabaugh, Jim	1924
Lookabaugh, Guy	1917, 19, 24
Looney, Hal	1940
Lott, William F.	1929-30
Lourance, Buster	1917, 19
Love, Sean	1995-96-97-98
Loveland, Andy	1992-93
Lovett, Amos	1903
Loving, Max	1934-35
Lowe, Carl	1980-81-82-83
Lowe, Daytawion	2009-11-12-13
Lowery, Chris	1986-87-88-89
Lowry	1906
Loyd, Alex	1945-46-47-48
Luck, Kent	1994-95-96
Lundblade, Brad	2014-15-16-17
Lundgaard, Kris	1978-79
Lung, Bruce	1936
Lunsford, Earl M.	1953-54-55-56
Lunt, Wes	2012
Luper, Curtis	1985-86-87
Lutes, Jim L.	1952-53-54
Lytie, Bert	1909
Lytie, Hurt	1908

-M-

Mabry, George A.	1969
Machado, Bryon	2002-03
Machado, Jeff	1998-99-2000-01
Mack, Chijuan	2004
Mackey, Shawn	1987-88-89
Madamba, Jorge J.	1957-58
Mahany, Hal R.	1954-55-56
Mahsetky, Larry	1994
Maile, Motekiai	2015-16
Maisel, John M.	1959-60-61
Mallory, Courtney	1996-97-98-99
Malone, Bill	1937-38-39
Manley, Dexter	1977-78-79-80
Maritan, Doug	1982
Marker, Walter	1910-11-12-13
Markham, Dmitri	1991-92
Marple, Verne	1903
Marshall, Ian	2021
Martin, Adam	2021
Martin, Brian D.	1968-69
Martin, Brock	2018-19-20-21-22
Martin, DeAaron	2007
Martin, Gabe	1927



Letterwinners

Taylor, Worley	1977-78-79-80
Tea, Tonga	2007-08
Tedder, Leon	1943
Tero, Jim	1985-86
Terrell, Ty	1942
Terry, John	1923
Terry, Mike	1972-73-74
Tetsworth, Marshall	2006
Theilen, Robert	1951
Thomas	1903
Thomas, Edwin	1962-63
Thomas, Fred	1992-93
Thomas, George H.	1962-63-64-65
Thomas, James	2008-09-10-11
Thomas, Joe	1944-45-46-47
Thomas, Johnny	2008-09-10
Thomas, Juqua	1999-2000
Thomas, Justin	1998
Thomas, Sam	1992-93
Thomas, Thurman	1984-85-86-87
Thomas, Walter	2004
Thompson, Andre'	1991
Thompson, David	1993-94-95-96
Thompson, Jamie	2003-04-05
Thompson, Jerry	1963-64
Thompson, L.G.	1991
Thompson, Leonard I.	1973-74
Thompson, Matthew	1993-94-95
Thompson, Rich	1985, 87
Thompson, Ricky	1997-98
Thompson, Shannon	1993
Thompson, Warren	1983-84-85
Thornberry, Joe	1901
Thornberry, Wallace	1901
Tichenor, Jim	1932-33-34
Tiger, B.J.	1999
Tillman, Joseph "Jody"	1981
Timmons, Will	1983-84-85-86
Tipps, Harry	1952
Tircuit, Tharon	1991
Tisdell, Edward E.	1972-73
Tolleson, Jim	1980
Toston, Keith	2006-07-08-09
Townsend, Cody	2004-05
Traber, Jim	1980
Treadwell, Lamar	1937-38
Treece, Michael W.	1971
Trendle, Chad	1995
Trent, Kester	1933-34-35
Trigg, Hayden	1929-30-31
Trimble, Charles W.	1966-67-68-69
Troutt, Jeffrey C.	1972
Tucker, David	1983-84-85
Tucker, Jeromie	2004-05
Tucker, Kirk	2014-15-16-17
Tuihalamaka, Samuella	2019-20-21-22
Turner, Jim	1930-31-32
Turner, Lorenzo	1975-76
Turner, Robert D.	1973-74-75
Turvey, Tom	1946-47
Tyler, Chris	1999-2000-01
Tyner, Scott	1992-93

-U-

Underhill, Holmes	1927-28
Underwood, Kenneth Dwaine	1954-55-56
Upshaw, Bobby	1978-79
Upton, Charles	1961-62-63
Ussery, Beryl	1947-48

-V-

Vallon, Steve	1978
Vana, James	1981
Vance, Albert	1913-14-15
Vance, Leon Robert	1911-12-13-14
Vanderhoof, Dustin	2002

Vandrell, Jonathan	2000-01
Vanlandingham, Bob	1955-56-57
Vann, Cleveland	1971-72-73
VanPool, Don E.	1945, 47-48-49
Van Zant, Martel	2004-05-06-07
Vardeman, Bryan	2002-03
Vaughn, Lawson	1992-93-94-95
Veatch, Zac	2013-14-15-16
Verner, Charles	1990-91-92-93
Vice, Vance	1987-88-89
Victor, Vernon	1987-88-89
Vincent, Barry	1990-91
Vogel, Richard L.	1947-48
Vogler, George	1936-37-38
Vogler, Wayne	1943
Von Drehle, Richard	1948-49-50
Voyles, Carl "Dutch"	1917, 19

-W-

Waddle, Andrel	1995-96-97-98
Wagner, Taylor Dan	1956-57-58-59
Wagner, William Wilson	1950
Wagoner, Jay	1910
Wahl, Vernon	1922-23-24
Wagner, Bill Gene	1944, 47
Wakefield, Matt	2002-03
Walker, Ira	1908
Walker, Kenneth R.	1974-75
Walker, Mark	1987, 89-90
Walker, Orlando "Skip"	1993
Walker, Richard	1923-24
Walkingstick, Sam	2016-17-18
Wallace, Kenneth J.	1966-67
Wallace, Tylan	2017-18-19-20
Waller, Justin	2005-06-07
Walsh, J.W.	2012-13-15
Walstad, George	1959-60-61-62
Walstad, Rick	1986-87-88
Walters, Joe	1915-16
Walterscheid, Kody	2020-21-22
Walterscheid, Cole	2016-17-18
Ward, Bryant	2007-08-09-10
Ward, John H.	1967-68-69
Ward, Leon H.	1963-64, 66
Ward, Logan	2022
Ward, Tommy J.	1961-62-63
Warner, Joe Bob	1990-91
Warner, Rod	1971
Warner, Zac	1997-98-99-2000
Warren, Edgar	1939
Warren, Jaylen	2021
Warren, Skip Owen	1950-51-52
Washington, David	2005-06-07-08
Washington, James	2014-15-16-17
Washington, John	1983-84-85
Waterbury, Scott	1992-93-94-95
Watson, Bootsie	1931
Watson, Jesse	1937-38
Watson, Nate J.	1943-44-45-46
Watts, Dwayne	1993-94
Weatherbie, Charles A.	1973-74-75-76
Weathers, Charles	1923
Weaver	1905
Weaver, Alton	1997-98
Weaver, Carl	1913-14-15
Weaver, Earl	1911-12
Weaver, Walter J.	1919, 21
Weaver, Wayne	1945
Weber, Dean	1933-34
Webb, Blake	2012
Webb, Brandon	2011-12-13
Webb, David	1983-84
Webb, Joey	1997-98-99
Webb, K. Michael	1970
Webb, Melville Dennis	1935-36-37
Webb, Scott	1987, 89-90
Webber, Tralund	2016-17

Weeden, Brandon	2010-11
Weigle, John B.	1952-53
Weimer, John A.	1974-75-76
Weing, Charles	1935
Weissinger, Harold	1924-25-26
Welch, Edgar	1945, 50
Weller, Wade	1987
Wells, Billy	1977-78-79
Wells, Dean	1911
Wells, Gene	1947
Wemer, Terry	1981, 83-84-85
Wertz, B.H.	1909
Wertz, John	1908
Wesley, Raymond E.	1961-62
West, Barry J.	1956-57
West, Billy O.	1956-57-58
Wharry, Marcus	1988
Wheeler, Commodore	1914-15-16
Wheeler, Earl	1989-90
Wheeler, Josh	2003
White, Archie Daniel	1972
White, Cameron	1999
White, James C.	1972-73-74-75
White, John	1992-94
White, Kevin	2005
White, Reggie	1998-99-2000
Whitener, Chad	2015-16-17
Whitfield, David L.	1965-66
Whitt, Billy L.	1954-55
Whittenburg, Don	1926-27
Wiebener, Don	1945, 47
Wiggins, Jim G.	1956-57-58-59
Wilkerson, Marvin	1944-45-46
Wilkey, Travis K.	1971-72-73
Wilkins, Tony	1984-85
Wilks, David A.	1960-61
Williams, Armon	1919-20
Williams, Bill	1954-55-56-57
Williams, Bob	1936-37-38
Williams, Cleavon	1993-94
Williams, Darrent	2001-02-03-04
Williams, DeMise	1984-85-86
Williams, Dibrell	1926-27-28
Williams, Elmer	1989, 91-92
Williams, Franklin Jeff	1963-64-65
Williams, Greg	1990
Williams, Holland	1935
Williams, Howard	1921
Williams, J.	1913
Williams, Jamal	1995, 97
Williams, Jimmy	1970-71-72
Williams, Kanion	2019-20-21-22
Williams, Kenny	2003-04-05
Williams, Kevin	1993-94-95-97
Williams, Kevin	1999-2000-01-02
Williams, Larry	2016-17
Williams, Lonnie P.	1976-77-78
Williams, Mark	1991-92
Williams, Mike	2002-03
Williams, Norman	1993-94-95
Williams, Olen	1933
Williams, Oscar	1942
Williams, Rodarius	2017-18-19-20
Williams, Ron	1985-86-87
Williams, Ronnie	1984, 86-87
Williams, Taje	2019
Williams, Tevin	2005-06
Williams, Ty	2022
Williams, Tyler	1991-92-93-94
Williams, Tyrese	2020-21
Williams, W.	1919-20
Williams, William	1921-22
Willingham, Charles W.	1958-59-60-61
Willis, Shawn	2003-04-05
Willoughby, Alvin	1926-27-28
Wilson, Brett	2018
Wilson, Cecil	1988-89-90

Wilson, Chick	1920
Wilson, Danny	1986
Wilson, George Bernard	1951-52, 54
Wilson, Johnny	2017-18-19
Wilson, Mark	1993-94
Wilson, Michael	2014-15-16
Wilson, Preston	2020-21-22
Wilson, Raymond	1921-22
Wilson, Scott	1992
Wilson, Rollo	1933
Wilson, Tom J.	1956-57-58-59
Wilson, Waldon	1939-40
Wurtz, Jack	1939-40-41
Winbold, Todd	1989
Winchester, Jerry	1978-79-80
Winters, N. E.	1909-10
Witcher, Joey	1988-89
Withers, A. C.	1903
Witt, Henry	1921-22-23
Witt, Warren	1941-42, 46
Wohlgemuth, John	2001-02-03-04
Wolf, Landon	2017-18-19-20
Wolf, Tom C.	1972-73-74
Wolfe, Mike	1985-86-87-88
Wolford, John	1931-32-33
Womack, Vernon L.	1954-55-56
Wood, Duane	1956-57-58-59
Wood, Everett	1955-56-57-58
Wood, Jim D.	1956-57-58-59
Woodard, Byron	1985-86-87-88
Woodard, Hunter	2019-20-21-22
Wooden, George T.	1950-51
Woods, Artrell	2006
Woods, D'Juan	2003-04-05-06
Woods, Donovan	2004-05-06-07
Woods, Jelani	2018-19-20
Woods, Rashaun	2000-01-02-03
Woods, Tommy Lee	1971
Woodson, Clay	1912-13-14
Woodson, LeMoyne	1943
Woolridge, Mike	1989-90-91-92
Wortham, Roddy	1990, 92-93
Wren, Sam	2013-14
Wright, Albert	1927
Wright, Chris	2001-02-03
Wright, Clifford	1934-35
Wright, Kenyatta	1996-97-98-99
Wright, Thomas	2002-03-04
Wyatt, Shelby	1935-36-37
Wyatt, William	1934
Wynn, Matt	1971-72

-Y-

Yancy, Windell	1983-84-85-86
Yates, Patrick Danny	1971-72
Yerry, Marc	2008
York, Bill E.	1960-61-62
York, Otis	1927-28
Youman, Wilson	2008-09-10-11
Young, Benard L.	1974-75
Young, David	1978
Young, Ricky	1979-80-81
Young, Terry	1978-79, 81-82
Young, Vincent	1913-14
Young, William L.	1965-66-67-68
Young, Willie	1999-2000-01-02
Younger, Leslie B.	1939-40-41

-Z-

Zachary, Kenny	1982-83-84
Zeigler, Lewis R.	1952
Zentic, Mike	1986
Znamenacek, Ed	1905



CAMPUS OF CHAMPIONS





Oklahoma State University

A land-grant institution with more than 35,000 students across a five-campus system, we've graduated more than 264,000 students to serve the state of Oklahoma, the nation and the world.



A bold aspiration

Oklahoma State University intends to become the nation's preeminent Land-Grant university

From their founding in the nineteenth century, Land-Grant universities have carried a distinctly American charge captured in the words of the Morrill Act of 1862:

"to promote the liberal and practical education of the industrial classes in the several pursuits and professions in life."

Through teaching, research and Extension, the Land-Grant institutions steward a timeless responsibility: to raise successive generations of servant-leaders; to engage as vital members of their communities; to bring research and new knowledge to bear to prepare students for the world they will enter; and to extend critical knowledge and expertise to meet society's most pressing problems — the "Grand Challenges" facing civilization.

Three Pillars

Instruction

OSU provides the highest quality education in a variety of different majors using the latest teaching methods.

Research

OSU is creating the next generation of scientists, thinkers and scholars through its tradition of research excellence.

Extension

OSU's Cooperative Extension connects people across the nation and world with the latest research and practical solutions.

Core Values

Community

Foster a strong sense of community based on shared governance among student, faculty, staff and administration.

Diversity

Respect and value the diversity of individuals, beliefs and opinions.

Service

Serving others is a noble and worthy endeavor and distinguishing feature of a land-grant institution.

Steward of Resources

Dedicated to the efficient and effective use of resources and sustainability.

Excellence

Seek excellence in all endeavors and commitment to continuous improvement.

Integrity

Commitment to the principles of truth and honesty.

Intellectual Freedom

Believe in ethical and scholarly questioning that respects the rights of all to freely pursue knowledge.

OSU/A&M Board of Regents



Joe D. Hall
Chair



Jimmy Harrel
Vice Chair



Blayne Arthur



Cary Baetz



Jarold Callahan



Rick Davis



Dr. Trudy Milner



Billy G. Taylor



Rick Walker



Jason Ramsey
Chief Executive Officer




Oklahoma State University

Hailing from all 50 states and more than 100 countries, we are united by the Cowboy Code.

- ▶ We end the day knowing we gave it everything we had.
- ▶ We dream as big as the sky.
- ▶ We know challenges come with pain, but pain will not win.
- ▶ We have a passion to do what's right, even when it's hard.
- ▶ We stand for what matters, even if we stand alone.
- ▶ We finish what we start.
- ▶ Being a Cowboy isn't in our clothes, it's in our character.

- Inspired by James P. Owen's 2004 book "Cowboy Ethics: What Wall Street Can Learn from The Code of the West."



Oklahoma State University, in compliance with Title VI and VII of the Civil Rights Act of 1964, Executive Order 11246 as amended, and Title IX of the Education Amendments of 1972 (Higher Education Act), the Americans with Disabilities Act of 1990, and other federal and state laws and regulations, does not discriminate on the basis of age, race, color, religion, sex, sexual orientation, genetic information, gender identity or expression, national origin, disability, protected veteran status, or other protected category, in any of its policies, practices or procedures. This provision includes, but is not limited to admissions, employment, financial aid, and educational services. OSU is a VEVRAA Federal Contractor and desires priority referrals of protected veterans for its openings. OSU will not discharge or in any other manner discriminate against employees or applicants because they have inquired about, discussed, or disclosed their own pay or the pay of another employee or applicant. However, employees who have access to the compensation information of other employees or applicants as a part of their essential job functions cannot disclose the pay of other employees or applicants to individuals who do not otherwise have access to compensation information, unless the disclosure is (a) in response to a formal complaint or charge, (b) in furtherance of an investigation, proceeding, hearing, or action, including an investigation conducted by the employer, or (c) consistent with the contractor's legal duty to furnish information. The Director of Equal Opportunity, 408 Whitehurst, OSU, Stillwater, OK 74078-1035; Phone 405-744-5371; email: eeo@okstate.edu has been designated to handle inquiries regarding non-discrimination policies: Director of Equal Opportunity. Any person (student, faculty, or staff) who believes that discriminatory practices have been engaged in based on gender may discuss his or her concerns and file informal or formal complaints of possible violations of Title IX with OSU's Title IX Coordinator 405-744-9154." See <http://eeo.okstate.edu/title-ix> for more information.

Fast Facts

Size

- ▶ 24,649 students
- ▶ 26% out-of-state students
- ▶ 20:1 student-to-faculty ratio
- ▶ Over 70 diversity-related student, faculty and staff organizations

Location & transportation

Stillwater, Oklahoma

- ▶ 60 miles from Oklahoma City and Tulsa
- ▶ Average temperature: 59°F (Average high in August: 93°F; average low in January: 26°F)
- ▶ Stillwater Regional Airport (SWO) provides daily nonstop flights to and from Dallas/Fort Worth International Airport
- ▶ 49,742 residents in Stillwater
- ▶ Community buses and transit are free to OSU students, faculty and staff with a valid OSU ID card

Academics

- ▶ Seven academic colleges, plus the College of Veterinary Medicine and the OSU College of Osteopathic Medicine
- ▶ 200 undergraduate majors and options
- ▶ 79 master's programs
- ▶ 45 doctoral programs

Student life

- ▶ 500+ student organizations
- ▶ 31 residence halls
- ▶ Six graduate/family housing
- ▶ 12 living-learning communities
- ▶ 45 fraternities and sororities

What we're known for *America's Brightest Orange*

- ▶ America's Greatest Homecoming, which welcomes over 80,000 Cowboys and visitors each year
- ▶ Famous alumni: Garth Brooks (country music singer), T. Boone Pickens (business magnate and financier), Barry Sanders (NFL hall-of-famer), Anita Hill (attorney, professor)
- ▶ Cowboy Family
- ▶ Leader in research impacting health, engineering and the world around us
- ▶ Oklahoma's first Truman Honor Institution
- ▶ One of the largest comprehensive university student unions in the world
- ▶ Edmon Low Library — one of the top 100 academic research libraries



University President Dr. Kayse Shrum



Dr. Kayse Shrum

University President

Third Year | OSU College of Osteopathic Medicine

On April 2, 2021, the OSU/A&M Board of Regents selected Dr. Kayse Shrum as the 19th president of Oklahoma State University. A native Oklahoman, President Shrum earned her doctor of osteopathic medicine degree from the OSU College of Osteopathic Medicine and has completed executive leadership and management training programs at Harvard University and Stanford University.

In addition to navigating the realignment of the Big 12 conference in her first few months, Dr. Shrum also launched the system-wide strategy process to guide the future of the university. The strategy was unveiled in fall 2022. It provides the roadmap for OSU to become the nation's preeminent land-grant university, creating and discovering solutions to societal problems, providing students with a world-class education and sending them into the world after graduation well-equipped to handle the challenges before them.

During her first year as president of the Oklahoma State University system, Dr. Shrum initiated the development of an OSU energy institute. The Harold Hamm Foundation and Continental Resources contributed a combined \$50 million gift creating the Hamm Institute for American Energy at Oklahoma State University. The Hamm Institute's mission is to educate the next generation of energy leaders — in Oklahoma, the United States and from around the world — cementing Oklahoma's legacy as a global energy leader.

Dr. Shrum also celebrated the launch of the new Oklahoma Aerospace Institute for Research and Education (OAIRE), which brings together OSU's historic strength in aerospace engineering, flight training and aeronautics. This university-level institute brings the state's aerospace innovation economy together under one umbrella. OAIRE will support ongoing and future partnerships between university, commercial, military and government agencies, becoming a valuable resource for developing Oklahoma's aerospace ecosystem. That includes generating high-tech jobs and cutting-edge research that brings commercial enterprise and military sustainment support to the state.

In December 2022, the university launched the Human Performance and Nutrition Research

Institute (HPNRI). The institute's mission is to discover, develop and deliver scientific knowledge to empower people of all abilities to realize their optimal performance. That includes developing preventative therapeutic strategies to combat obesity and chronic diseases. By studying student-athletes, the institute aims to explore new ideas and methods aimed at helping interventions and treatments to help Oklahomans adopt healthier lifestyle behaviors for the purpose of making a lasting and positive impact on Oklahomans' health.

Before being named president of the OSU system, Dr. Shrum was named president of OSU Center for Health Sciences (OSU-CHS) in 2013, becoming the youngest and first female president and dean of a medical school in the state of Oklahoma. Dr. Shrum holds the George Kaiser Family Foundation Chair in Medical Excellence and Service and the Saint Francis Health System Endowed Chair of Pediatrics.

Under her leadership, OSU-CHS experienced unprecedented growth. Student enrollment more than doubled as new academic programs were established to meet the health care workforce needs of Oklahoma. A strong supporter of collaborative partnerships, Dr. Shrum worked with Cherokee Nation Principal Chief Bill John Baker and his administration to establish the nation's first tribally affiliated medical school, the OSU College of Osteopathic Medicine at the Cherokee Nation, which opened in fall 2020. She also helped secure a landmark investment from Purdue Pharma in the amount of \$197.5 million to create a center of excellence in addiction treatment and studies

to address the opioid addiction epidemic — the National Center for Wellness and Recovery.

Dr. Shrum's leadership, professional and civic contributions have led to notable recognition and rewards. Her honors include:

- ▶ 2022 Oklahoma Women's Hall of Fame induction
- ▶ 2022 Oklahoma Osteopathic Association DO of the Decade
- ▶ 2020 *Journal Record* Health Care Hero
- ▶ 2020 Osteopathic Founders Foundation Outstanding Physician Award
- ▶ 2020 *Becker's Hospital Review* "100 Academic Medical Center CEOs to Know"
- ▶ 2019 Connors State College Alumni Hall of Fame induction
- ▶ 2019 Tulsa Osteopathic Medical Society Osteopathic Impact Award
- ▶ 2019 *Journal Record's* 2019 Woman of Year Award
- ▶ 2018 Newsmaker Award by the Association for Women in Communications Tulsa Chapter
- ▶ 2014 Oklahoma Osteopathic Association's Outstanding & Distinguished Service Award
- ▶ 2013 Connors State College Athletics Hall of Fame induction
- ▶ 2012 Tulsa Mayor's Commission on the Status of Women's Pinnacle Award for Health





Athletic Director Chad Weiberg



Chad Weiberg

Athletics Director

Third Year | Oklahoma State, 1994

Chad Weiberg assumed the role of Oklahoma State Vice President and Athletic Director in July of 2021 after having spent the previous four years serving as OSU's Deputy Athletic Director. In this role, Weiberg serves on President Kayse Shrum's leadership team that helps to advance Oklahoma State's land grant mission and President Shrum's strategic initiatives for the institution.

The timing of his promotion to athletic director lined up with seismic shifts in the national inter-collegiate athletics landscape. Realignment within the Big 12 Conference and the emergence of Name, Image and Likeness in college sports both occurred within a month of Weiberg's start date. Later in his first year came the NCAA Constitutional Convention and subsequent Transformation Committee plus further realignment on the national level. Those foundational changes brought urgent new action items to his list of responsibilities to position OSU for continued success in an entirely new landscape.

In 2023-24, he serves as chair of the Big 12 Athletic Directors and is on the College Football Playoff Future Format Athletic Directors Focus Group.

During Chad Weiberg's first two years as OSU Athletic Director...

- ▶ He created a name, image and likeness department with a dedicated full-time director and assistant director.
- ▶ OSU Athletics partnered with the Spears School of Business to create the innovative Brand Squad, which pairs the best and brightest students in OSU's famed Spears School of Business with student-athletes for the purpose of creating a personal brand and managing NIL opportunities, as well as coordinating with supporters establishing new collectives to provide NIL opportunities for OSU student-athletes.
- ▶ OSU Athletics created the POSSE STAR Fund to provide student-athletes financial rewards for achieving academic success in accordance with the Supreme Court ruling on Alston vs. NCAA.
- ▶ OSU Athletics launched the OSU Athletics Vision Plan, which is highlighted by a new Human Performance and Innovation Complex

and football center, upgrades to Boone Pickens Stadium and entirely new competition facilities for softball and indoor track and field, practice facilities for wrestling and men's and women's basketball and upgrades to Karsten Creek Golf Course, the Pedigo-Hull Equestrian Center and to Gallagher-Iba Arena.

- ▶ He created a student-athlete leadership and professional development program with a dedicated full-time director and assistant director to help best position student-athletes for success beyond sports.
- ▶ He formed a partnership with Sport and Story to create OSU's own streaming service, OSU Max.
- ▶ He hired Jacie Hoyt as women's basketball head coach. In her first season, Hoyt led one of the nation's largest year-over-year improvements.
- ▶ The Cowgirl equestrian team won the first women's team national championship in Oklahoma State history.
- ▶ OSU hosted NCAA Championships for men's and women's cross country and wrestling and will host the NCAA Men's and Women's Tennis Championships in 2024.

As OSU's Deputy Athletic Director, Weiberg was the chief operating officer, second-in-command and responsible for the day-to-day operations of the athletics department. He served as Athletic Director Mike Holder's administrative liaison for football and men's basketball and was responsible for football scheduling.

During his time as Deputy AD, he played a significant role in successfully navigating OSU Athletics through the COVID pandemic. Notably, he developed a partnership with the Oklahoma State University Center for Health Sciences that helped produce the planning and resources to keep Cowboy and Cowgirl student-athletes healthy, safe and ready for competition.

Weiberg was a key figure in several important initiatives that benefitted student-athletes and fans alike. A little more than one year after Weiberg's arrival, OSU added a director of counseling and sport psychology position within the athletic department to better serve the mental health of student-athletes.

He also played a key part in improving OSU's gameday experience. Highlights include the addition of one of the largest video boards at a college-only football stadium, the addition of alcohol sales at OSU athletic venues and expanded concession offerings.

Weiberg is a 1994 OSU graduate with a bachelor of business administration degree. He earned a master's in business administration from OSU in 2002. After earning his undergraduate degree, he served as the director of corporate sales and donor relations for OSU Athletics until 1999. He served as senior director of field operations for the OSU Alumni Association from 1999-2002 before becoming the director of development for the OSU Foundation/College of Business Administration from 2002-03. He held a similar role for OSU Athletics from 2003-04 before moving to Kansas State.

At K-State, Weiberg served the KSU Foundation as Director of Corporate Relations for a year before becoming the Director of Major Gifts for K-State Athletics in 2005. Weiberg assumed the lead role for K-State Athletics' Ahearn Fund in 2009 and, for his team's efforts, was recognized as the National Fundraiser of the Year by the National Association of Athletic Development Directors in 2014. Weiberg was the Senior Associate Athletic Director for Development when he left K-State in 2015 to become Deputy Director of Athletics at Texas Tech University, a role in which he served for two years before returning to his alma mater in 2017.

College athletics have played a large role in Weiberg's life from an early age. His father, Mick, and brother, Brett were both college basketball head coaches and his brother, Jared, played basketball at OSU under Eddie Sutton for a year before moving into the role of team manager. Weiberg's uncle, Kevin, served as commissioner of the Big 12.

Weiberg and his wife, Jodi, have two children, Ella and Grant.

Chad Weiberg Career Path

1994-99	Oklahoma State Athletics	Director of Corporate Sales and Donor Relations
1999-2002	Oklahoma State Alumni Association	Senior Director of Field Operations
2002-03	Oklahoma State Foundation/ College of Business Administration	Director of Development
2003-04	Oklahoma State Athletics	Director of Development
2004-05	Kansas State Foundation	Director of Corporate Relations
2005-15	Kansas State Athletics	Director of Major Gifts from 2005-09
		Associate A.D./Development from 2009-15
2015-17	Texas Tech Athletics	Deputy Athletic Director
2017-pres.	Oklahoma State Athletics	Deputy Athletic Director from 2017-21
		Athletic Director from 2021-present

OSU Athletics Vision Plan



Looking into the Future

Oklahoma State is strengthening its position within the national landscape of college athletics with the unveiling of the athletics facilities vision plan announced by Athletic Director Chad Weiberg.

The plan focuses on providing for the success of the student-athletes, improving the fan experience, and bolstering the University's ability to attract student-athletes across all programs through the creation of a unified and connected athletic village unrivaled in college sports.

Included in the plan are a new football operations center, a new wrestling training facility, a new softball stadium, an indoor track, a new training center for basketball, upgrades to the Pedigo-Hull Equestrian Center and to Karsten Creek Golf Course and repurposed areas in the west end zone of Boone Pickens Stadium and Gallagher-Iba Arena for student-athlete services that include a new academics center and spaces for mental health, leadership and career development.



The athletics vision plan comes at an estimated cost of approximately \$325 million. The implementation and order of construction will be determined as funding becomes available for each individual element.

"This is a time of conference realignment and unprecedented transformation in college athletics," Weiberg said. "With a history that includes 52 NCAA titles, for us to continue to achieve championship results, now is not the time to pause or rest on past accomplishments, but to honor those accomplishments by pushing forward and building upon what has been started. This vision plan provides a road map for the next phase of an athletics village that will be unrivaled in collegiate sports."

The plan is in its conceptual stages.

OSU Athletics Vision Plan

Human Performance Innovation Complex and Football Center

In December of 2022, Oklahoma State University announced its new Human Performance and Nutrition Research Institute with the goal of impacting every community in Oklahoma.

Due to available space and to maximize efficiencies, the institute headquarters will share a roof with the new operations home of Cowboy Football and will be located immediately adjacent to the existing practice fields and the Sherman E. Smith Training Center.

Sharing the same footprint will maximize efficiencies of key elements of the Human Performance And Nutrition Research Institute and Cowboy Football.

Vacated space in the west end zone of Boone Pickens Stadium creates tremendous benefits for student-athletes in every sport and accommodates an athletic department that has grown in recent years to include new areas dedicated to student-athlete success, mental and physical wellness, leadership and professional development.

While the institute itself is funded by the university, the Cowboy Football program will have its own space within the building paid for by athletics funds and private donations.

The 2009 upgrades to Boone Pickens Stadium played a significant role in OSU's rise to college football prominence. It also launched a larger mindset – one that Cowboy Football is truly capable of ascending to the highest level of the sport. This new facility provides an opportunity for OSU to reaffirm its commitment to being a national force moving forward.



Student-Athlete Success Center

The program areas currently occupied by OSU Football in the west end zone of Boone Pickens Stadium will be renovated following completion of Human Performance Innovation and Football Center. This includes both student-athlete and coaches/staff areas in the stadium which are currently located on the arena and lower club Levels.

The existing Student-Athlete Dining and Training Table would be expanded and renovated. Premium areas, including both club areas and seating and additional suites would be added, offering new seating types and amenities. Existing student-athlete support programs such as academic services, student athlete development and mental health could be relocated from Gallagher-Iba Arena to the stadium. Sports medicine, along with strength and conditioning could also be expanded and located in the west end zone, offering a central training and recovery space for all student-athletes.

In addition, offices and work areas for OSU Athletics creative teams, encompassing operations, graphic design, creative content and communications would be relocated to Boone Pickens Stadium.

Boone Pickens Stadium

Between 2003 and 2009, Lewis Field expanded and was officially rededicated as Boone Pickens Stadium on September 5, 2009. The expansion included adding nearly 4,000 club seats and 123 suites and connected the north and south by creating a continuous seating bowl in the west end zone. Over time the original seating on the north and south sides stadium bowl has required annual maintenance, resulting in increased repair costs, necessitating the replacement of the existing seating treads and risers. This need allowed OSU Athletics to plan the modernization and improvement of the fan experience in Boone Pickens Stadium.

Following the 2022 football season, work began on a two-year stadium project, beginning on the north side. That scope of work begins at the 200 level with the addition of a cross aisle to the existing seating treads and risers at the 300 level, expanding tread depths and new entrances. The project includes replacing benches, adding stadium seats in some sections, additional aisles, and adding handrails for safety. New intermediate aisles will be located between the existing entrances, reducing the amount of seating between aisles.

Following the 2023 football season, the south will be replaced in a similar fashion. The project includes new entrances at the lower 200 levels, replacing benches, adding stadium seats, additional aisles and adding handrails.

This renovation will keep the overall vision of Boone Pickens Stadium intact, marrying the north, west and south seating sections, and maintaining the existing 100, 200 and 300 level seating bowl levels.

OSU Athletics Vision Plan



Softball Stadium

The plan includes a new softball facility partially located on the former site of Allie P. Reynolds Stadium. The new home of Cowgirl Softball will provide modern amenities suitable for a premier collegiate softball program and will include championship caliber player-development areas. In addition, typical chairback seating, tailgating corrals, and family friendly areas to enhance the fan experience are planned.

Following the demolition of Allie P. Reynolds Stadium, the project will also create opportunities for additional parking for on-campus residents.

Indoor Track and Field

The men's and women's track and field programs support over 100 student-athletes. These athletes require year-round training and competition space. The vision plan proposes an indoor track and field facility south of the existing outdoor track and field complex. The proposed site is bordered by McElroy Road to the north, the Sherman E. Smith Training Center to the south, the Michael and Anne Greenwood Tennis Center to the west, and North Knoblock Street to the east.

This parcel of land is ideally sized for a full indoor track program. It will include a 200 meter banked track, indoor field event space, spectator seating, athletic training rooms, team meeting/theater spaces, locker rooms, player lounges, and offices for coaching staff.

In addition to strengthening training and development for the track and field programs, this new facility will act as a dynamic new recruiting tool for an already nationally prominent program.



Wrestling Practice Facility

Cowboy Wrestling is the most successful program in the history of the NCAA, regardless of sport. Entering the 2022-23 academic year, Oklahoma State wrestling had won 34 team national championships, 143 individual NCAA championships and had 475 All-Americans. The plan proposes an addition to the existing facility, which would support the ongoing success of OSU Wrestling.

While the program recently received an upgrade to its locker room, additional space is needed to sustain the success of the program.

This addition will increase the size of the wrestling room, allowing for additional mat space and championship-level team amenities. While the team will always compete inside the famous Gallagher-Iba Arena, the training facility will feature a dedicated space for spectators that will enhance recruiting and donor visits. This training facility will also house office and meeting spaces for the coaching staff.

OSU Athletics Vision Plan

Basketball Practice Facility

OSU's basketball programs have a rich history of success. Since the Cowboys' first game in 1908, OSU has won two national championships and appeared in six Final Fours. In the Big 12, only Kansas exceeds those totals. With 17 postseason appearances and three conference championships, the Cowgirls are continuing to build on an already-established tradition.

While having the benefit of utilizing the game court and backdrop of Gallagher-Iba Arena for practice can be an advantage for both programs, at times they are displaced during other athletic and campus events. A new practice facility is essential in helping both basketball programs continue to recruit, develop and train student-athletes to compete for championships.

The vision plan proposes an addition on the south side of the arena featuring two practice courts and other championship-caliber training spaces.



Pedigo-Hull Equestrian Center

Building off the historic 2021-22 season in which the program captured its eighth Big 12 Conference title and its first overall NCEA national championship, several updates to Pedigo-Hull Equestrian Center are planned.

Similar in size and scope to the Atherton Family Arena, an additional covered arena will be added to the Pedigo-Hull Equestrian Center.

Currently the primary practice arena, the Atherton Family Arena is a 135x270 square foot covered arena. The team also uses the Totusek Indoor Arena, a 100x200 foot climate-controlled facility. The Pedigo-Hull Equestrian Center consists of a saddling barn that includes coaches' offices, locker rooms, a tack room and an athletic training satellite office. It also has a 24-stall horse barn with outdoor runs and several paddocks and pastures. A new multi-purpose team building that includes a team lounge with study area and a fueling station was completed in 2021.

Karsten Creek Golf Course

Opened in 1994, Karsten Creek Golf Course was quickly named the "Best New Course" in the country by Golf Digest. The undulating fairways and challenging bunkers were originally created by renowned golf course designer Tom Fazio. Complementing the course are the clubhouse, three multi-level guest lodges, and a practice and teaching facility. While the course and related amenities have stood the test of time, renovations are needed to improve the facilities infrastructure, create a more challenging course, and enhance the skills of the student-athlete.

Course enhancement will include new irrigation, drainage, fairways, cart paths, and greens. Bunkers and tee boxes will be adjusted to increase the difficulty of play and advance the skills of the golfers. The practice facility will also be renovated to improve the tee boxes, landing zones, short game area and practice putting greens.

Originally constructed in 1997, the indoor practice facility will be upgraded to include state-of-the-art equipment.



Gallagher-Iba Arena Welcome Plaza

Since 1938, Gallagher-Iba Arena has been known as one of the great venues in collegiate athletics. Over time, however, the original east facade of the building has lost its unique prominence as the main gateway of the venue. This project seeks to revive this entrance, creating the welcome that OSU fans and athletes deserve. The plan also proposes adding premium parking and tailgating experiences to enhance the fan experience from the moment they arrive for an event.

The proposed Gallagher-Iba Welcome Plaza parking expansion will create approximately 250 new parking spaces nestled in a park-like setting.

In addition to creating parking, public plaza and walkway, fans will experience an arrival sequence similar to that of Boone Pickens Stadium. With new fan-focused offerings, OSU will have new opportunities to generate revenue.



Oklahoma State Athletic Department

2022-23 Highlights

Team Big 12 Championships

- Men's Cross Country
- Women's Cross Country
- Women's Indoor Track and Field
- Equestrian
- Women's Golf
- Baseball (regular season)

NCAA Individual Champions

- Fouad Messaoudi, Men's Indoor Track - 3,000 meter run
- Fouad Messaoudi, Men's Indoor Track - DMR
- Charlie Bartholomew, Men's Indoor Track - DMR
- Juan Diego Castro, Men's Indoor Track - DMR
- Ryan Schoppe, Men's Indoor Track - DMR

All-Americans

- Rory Leonard, Men's Cross Country
- Alex Maier, Men's Cross Country
- Fouad Messaoudi, Men's Cross Country
- Isai Rodriguez, Men's Cross Country
- Victor Shitsama, Men's Cross Country
- Natalie Cook, Women's Cross Country
- Taylor Roe, Women's Cross Country
- Grace Yochum, Soccer
- Jason Taylor II, Football
- Daton Fix, Wrestling - 133 pounds
- Dustin Plott, Wrestling - 174 pounds
- Riley Hogan, Equestrian - Fences
- Sydney North, Equestrian - Fences
- Claire McDowall, Equestrian - Horsemanship
- Jojo Roberson, Equestrian - Horsemanship
- Alex Maier, Men's Indoor Track - 3,000 meters
- Fouad Messaoudi, Men's Indoor Track - 3,000 meters
- Ryan Schoppe, Men's Indoor Track - 3,000 meters
- Alex Maier, Men's Indoor Track - 5,000 meters
- Isai Rodriguez, Men's Indoor Track - 5,000 meters
- Charlie Bartholomew, Men's Indoor Track - DMR
- Juan Diego Castro, Men's Indoor Track - DMR
- Fouad Messaoudi, Men's Indoor Track - DMR
- Ryan Schoppe, Men's Indoor Track - DMR
- Taylor Roe, Women's Indoor Track - 3,000 meters
- Natalie Cook, Women's Indoor Track - 5,000 meters
- Gabija Galvydyte, Women's Indoor Track - DMR
- Billah Jepkiuri, Women's Indoor Track - DMR
- Taylor Roe, Women's Indoor Track - DMR
- Tamara Woodley, Women's Indoor Track - DMR
- Maddison Hinson-Tolchard, Women's Golf
- Roc Riggio, Baseball
- Nolan Schubart, Baseball
- Isaac Stebens, Baseball
- Rachel Becker, Softball
- Kelly Maxwell, Softball
- Lexi Kilfoyl, Softball
- Kiley Naomi, Softball
- Mehdi Yanouri, Men's Outdoor Track - 800 meters
- Fouad Messaoudi, Men's Outdoor Track - 1,500 meters
- Isai Rodriguez, Men's Outdoor Track - 10,000 meters
- Victor Shitsama, Men's Outdoor Track - Steeplechase
- Gabija Galvydyte, Women's Outdoor Track - 800 meters
- Billah Jepkiuri, Women's Outdoor Track - 1,500 meters
- Molly Born, Women's Outdoor Track - 10,000 meters
- Bailey Golden, Women's Outdoor Track - Heptathlon

Region Player of the Year

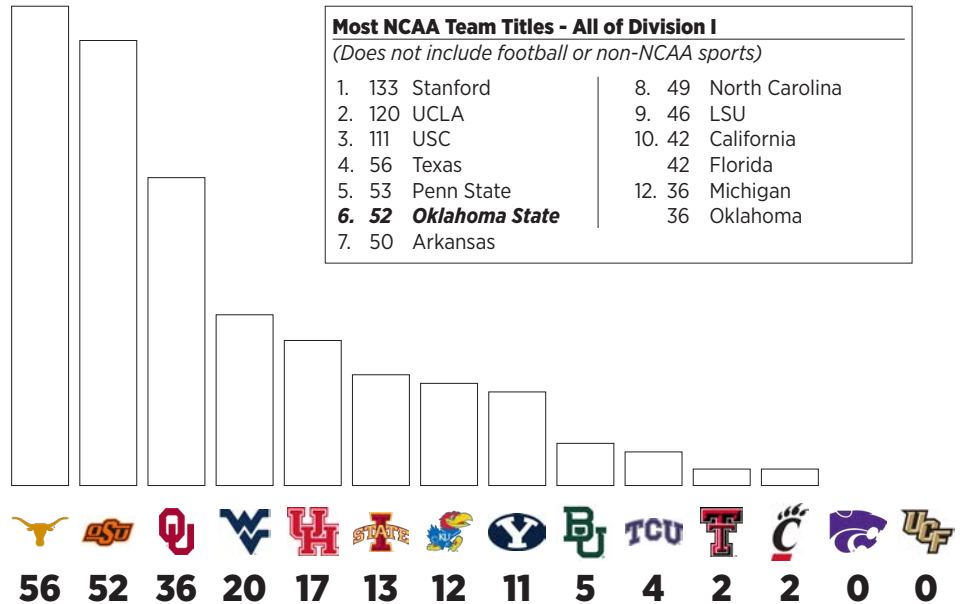
- Alex Maier, Men's Cross Country
- Natalie Cook, Women's Cross Country
- Fouad Messaoudi, Men's Indoor Track and Field

Big 12 Player of the Year

- Alex Maier, Men's Cross Country
- Jordan Nytes, Soccer (Goalkeeper of the Year)
- Maddison Hinson-Tolchard, Women's Golf

NCAA Team Championships

Oklahoma State is second in the Big 12 and sixth nationally with 52 NCAA team titles.



Very few athletic departments produce the kind of consistent success found at Oklahoma State. OSU has won 52 NCAA team championships - a mark that ranks sixth among all Division I schools.

OSU boasts NCAA team championships in five different sports - wrestling (34 titles), men's golf (11 titles), men's cross country (four titles), men's basketball (two titles) and baseball (one title). Additionally, OSU football and equestrian have been recognized as national champions by other organizations.

That same success translates on the conference level, where Oklahoma State has amassed 334 team conference championships entering the 2023-24 academic year. A team-by-team look at OSU Athletics:

Men's Cross Country/Track and Field

	XC/In/Out
NCAA Team Championships	4/0/0
NCAA Individual Champions	0/12/16
All-Americans	63/93/78
Big 12 Team Championships (1996-present)	12/2/0
Conference Team Championships (All-Time)	16/2/20
Big 12 Individual Champions (1996-present)	8/55/37
Conference Individual Champions (All-Time)	12/128/293
Olympians	8

Women's Cross Country/Track and Field

	XC/In/Out
NCAA Individual Champions	0/5/3
All-Americans	21/61/56
Big 12 Team Championships (1996-present)	4/1/0
Conference Team Championships (All-Time)	5/1/0
Big 12 Individual Champions (1996-present)	0/57/27
Conference Individual Champions (All-Time)	6/72/51
Olympians	2

Soccer

NCAA Tournament Appearances	13
Big 12 Championships (1996-present)	7
Conference Championships (All-Time)	7

All-Americans	12
Women's World Cup Participants	2
Olympians	3

Football

National Championships	1
Big 12 Championships (1996-present)	1
Conference Championships (All-Time)	11
Bowl Appearances	33
Heisman Trophy Winners	1
Major National Award Winners	12
All-Americans	65
NFL Draft Picks	181
NFL Draft First Round Picks	21

Wrestling

NCAA Team Championships	34
NCAA Individual Champions	143
All-Americans	483
Major Award Winners	31
Big 12 Team Titles (1997-present)	21
Conference Team Championships (All-Time)	55
Big 12 Individual Champions	119
Conference Individual Champions (All-Time)	298
Olympians	63



Oklahoma State Athletic Department

Men's Basketball

NCAA Championships	2
Final Four Appearances	6
Big 12 Titles (1997-present)	3
Conference Championships (All-Time)	23
NCAA Tournament Appearances	29
All-Americans	30
Olympians	10
Major National Award Winners	4
NBA Draft Picks	37
NBA Draft First Round Picks	10

Women's Basketball

Conference Championships (All-Time)	3
NCAA Tournament Appearances	17
All-Americans	4
Major National Award Winners	2
WNBA Draft Picks	6
WNBA Draft First Round Picks	2

Equestrian

NCEA Overall Team Championships	1
Big 12 Championships (1997-present)	9
Conference Championships (All-Time)	9
All-Americans	43

Men's Tennis

Conference Championships (All-Time)	24
All-Americans	20
NCAA Tournament Appearances	25
Big 12 Individual Champions (1997-present)	40
Conference Individual Champions (All-Time)	200

Women's Tennis

Big 12 Titles (1997-present)	5
Conference Championships (All-Time)	27
All-Americans	24
NCAA Tournament Appearances	26
Big 12 Individual Champions (1997-present)	28
Conference Individual Champions (All-Time)	159

Men's Golf

NCAA Team Championships	11
NCAA Individual Champions	9
All-Americans	140
Major Award Winners	25
Big 12 Team Championships (1997-present)	11
Conference Team Championships (All-Time)	56
Big 12 Individual Champions (1997-present)	10
Conference Individual Champions (All-Time)	48
Olympians	3

Women's Golf

NCAA Individual Champions	1
All-Americans	30
Major Award Winners	1
Big 12 Team Championships (1997-present)	11
Conference Team Championships (All-Time)	25
Big 12 Individual Champions (1997-present)	11
Conference Individual Champions (All-Time)	27
Olympians	3

Softball

Women's College World Series Appearances	15
NCAA Super Regional Appearances	5
NCAA Regional Appearances	30
Conference Championships (All-Time)	16
All-Americans	50
Olympians	9
Major Award Winners	2

Baseball

NCAA Championships	1
College World Series Appearances	20
NCAA Super Regional Appearances	5
NCAA Regional Appearances	48
Big 12 Titles (1997-present)	5
Conference Championships (All-Time)	34
National Player of the Year	4
All-Americans	79
Olympians	4
MLB Draft Picks	265
MLB Draft First Round Picks	19

2022-23 Highlights *continued*

Big 12 Individual Champions

Alex Maier, Men's Cross Country
Daton Fix, Wrestling - 133 pounds
Dustin Plott, Wrestling - 174 pounds
Juan Diego Castro, Men's Indoor Track - 1,000 meters
Fouad Messaoudi, Men's Indoor Track - Mile Run
Alex Maier, Men's Indoor Track - 3,000 meters
Alex Maier, Men's Indoor Track - 5,000 meters
Fouad Messaoudi, Men's Indoor Track - DMR
Charlie Bartholomew, Men's Indoor Track - DMR
Juan Diego Castro, Men's Indoor Track - DMR
Ryan Schoppe, Men's Indoor Track - DMR
Billah Jepakirui, Women's Indoor Track - Mile Run
Taylor Roe, Women's Indoor Track - 5,000 meters
Gabija Galvydyte, Women's Indoor Track - DMR
Ansley Scott, Women's Indoor Track - DMR
Kaylie Politza, Women's Indoor Track - DMR
Billah Jepakirui, Women's Indoor Track - DMR
Ariadni Adamopoulou, Women's Indoor Track - Pole Vault
Maddison Hinson-Tolchard, Women's Golf
Fouad Messaoudi - Men's Outdoor Track - 1,500 meters
Victor Shitsama - Men's Outdoor Track - 3,000m steeplechase
Gabija Galvydyte, Women's Outdoor Track - 800 meters
Billah Jepakirui Women's Outdoor Track - 1,500 meters

Big 12 Newcomer of the Year

Fouad Messaoudi, Men's Cross Country
Natalie Cook, Women's Cross Country
Isaac Becroft, Men's Tennis
Tyler Wulfert, Baseball

Big 12 Freshman of the Year

Kendal Daniels, Football (Defensive)
Billah Jepakirui, Women's Indoor Track and Field
Billah Jepakirui, Women's Outdoor Track and Field
Nolan Schubart, Baseball

Big 12 Scholar-Athlete of the Year

Alex Maier, Men's Cross Country
Jojo Roberson, Equestrian

College Sports Communicators Academic All-America

Isaac Becroft, Men's Tennis
Rachel Becker, Softball
Katelynn Carwile, Softball
Chyenne Factor, Softball
Kelly Maxwell, Softball
Morgyn Wynne, Softball
Alex Maier, Men's Track and Field
Fouad Messaoudi, Men's Track and Field
Sivan Auerbach, Women's Track and Field
Taylor Roe, Women's Track and Field

Dr. Prentice Gault Postgraduate Scholarship

Taylor Tuck, Softball
Riley Taylor, Baseball

McLendon Institute Postgraduate Scholarship


Morgyn Wynne, Softball

Region Coach of the Year

Dave Smith, Men's Cross Country
Dave Smith, Women's Cross Country
Dave Smith, Men's Indoor Track and Field
Dave Smith, Women's Indoor Track and Field

Big 12 Coach of the Year

Dave Smith, Men's Cross Country
Dave Smith, Women's Cross Country
Dave Smith, Women's Indoor Track and Field
Greg Robertson, Women's Golf



Cowboy Baseball brought home the Big 12 and Bedlam Series trophies in 2023.

Team National Championships

Team National Champions

1928	Wrestling	Ed Gallagher - Coach
1929	Wrestling	Ed Gallagher - Coach
1930	Wrestling	Ed Gallagher - Coach
1931	Wrestling	Ed Gallagher - Coach
1933	Wrestling	Ed Gallagher - Coach
1934	Wrestling	Ed Gallagher - Coach
1935	Wrestling	Ed Gallagher - Coach
1937	Wrestling	Ed Gallagher - Coach
1938	Wrestling	Ed Gallagher - Coach
1939	Wrestling	Ed Gallagher - Coach
1940	Wrestling	Ed Gallagher - Coach
1941	Wrestling	Art Griffith - Coach
1942	Wrestling	Art Griffith - Coach
1945	Football (AFCA)	Jim Lookabaugh - Coach
1945	Men's Basketball	Henry Iba - Coach
1946	Men's Basketball	Henry Iba - Coach
1946	Wrestling	Art Griffith - Coach
1948	Wrestling	Art Griffith - Coach
1949	Wrestling	Art Griffith - Coach
1954	Men's Cross Country	Ralph Higgins - Coach
1954	Wrestling	Art Griffith - Coach
1955	Wrestling	Art Griffith - Coach
1956	Wrestling	Art Griffith - Coach
1958	Wrestling	Myron Roderick - Coach
1959	Baseball	Toby Greene - Coach
1959	Wrestling	Myron Roderick - Coach
1961	Wrestling	Myron Roderick - Coach
1962	Wrestling	Myron Roderick - Coach
1963	Men's Golf	Labron Harris - Coach
1964	Wrestling	Myron Roderick - Coach
1966	Wrestling	Myron Roderick - Coach
1968	Wrestling	Myron Roderick - Coach
1971	Wrestling	Tommy Chesbro - Coach
1976	Men's Golf	Mike Holder - Coach
1978	Men's Golf	Mike Holder - Coach
1980	Men's Golf	Mike Holder - Coach
1983	Men's Golf	Mike Holder - Coach
1987	Men's Golf	Mike Holder - Coach
1989	Wrestling	Joe Seay - Coach
1990	Wrestling	Joe Seay - Coach
1991	Men's Golf	Mike Holder - Coach
1994	Wrestling	John Smith - Coach
1995	Men's Golf	Mike Holder - Coach
2000	Men's Golf	Mike Holder - Coach
2003	Wrestling	John Smith - Coach
2004	Wrestling	John Smith - Coach
2005	Wrestling	John Smith - Coach
2006	Wrestling	John Smith - Coach
2006	Men's Golf	Mike McGraw - Coach
2009	Men's Cross Country	Dave Smith - Coach
2010	Men's Cross Country	Dave Smith - Coach
2012	Men's Cross Country	Dave Smith - Coach
2018	Men's Golf	Alan Bratton - Coach
2022	Equestrian (NCEA)	Larry Sanchez - Coach

The Trophy Case

Oklahoma State has 54 team national championships across seven different sports

 1928 Wrestling	 1929 Wrestling	 1930 Wrestling	 1931 Wrestling	 1933 Wrestling	 1934 Wrestling
 1935 Wrestling	 1937 Wrestling	 1938 Wrestling	 1939 Wrestling	 1940 Wrestling	 1941 Wrestling
 1942 Wrestling	 1945 Men's Basketball	 1945 Football (AFCA)	 1946 Wrestling	 1946 Men's Basketball	 1948 Wrestling
 1949 Wrestling	 1954 Wrestling	 1954 Men's Cross Country	 1955 Wrestling	 1956 Wrestling	 1958 Wrestling
 1959 Wrestling	 1959 Baseball	 1961 Wrestling	 1962 Wrestling	 1963 Men's Golf	 1964 Wrestling
 1966 Wrestling	 1968 Wrestling	 1971 Wrestling	 1976 Men's Golf	 1978 Men's Golf	 1980 Men's Golf
 1983 Men's Golf	 1987 Men's Golf	 1989 Wrestling	 1990 Wrestling	 1991 Men's Golf	 1994 Wrestling
 1995 Men's Golf	 2000 Men's Golf	 2003 Wrestling	 2004 Wrestling	 2005 Wrestling	 2006 Wrestling
 2006 Men's Golf	 2009 Men's Cross Country	 2010 Men's Cross Country	 2012 Men's Cross Country	 2018 Men's Golf	 2022 Equestrian (NCEA)

Individual National Championships



Matthew Wolff won an NCAA team and an NCAA individual national championship during his time at Oklahoma State.

Oklahoma State has won 194 individual NCAA championships

OSU student-athletes have won individual national titles in wrestling, men's and women's track and field and men's and women's golf

Year	Champion	Sport	Classification	Year	Champion	Sport	Classification
1928	Harold DeMarsh	Wrestling	125 pounds	1939	Joe McDaniel	Wrestling	121 pounds
1928	Melvin Clodfelter	Wrestling	145 pounds	1939	Stanley Henson	Wrestling	155 pounds
1928	George Rule	Wrestling	175 pounds	1939	John Harrell	Wrestling	Heavyweight
1928	Earl McCreedy	Wrestling	Heavyweight	1940	Al Whitehurst	Wrestling	136 pounds
1929	George Bancroft	Wrestling	135 pounds	1940	Vernon Logan	Wrestling	155 pounds
1929	Jack VanBebber	Wrestling	165 pounds	1941	Al Whitehurst	Wrestling	136 pounds
1929	Conrad Caldwell	Wrestling	175 pounds	1941	David Arndt	Wrestling	145 pounds
1929	Earl McCreedy	Wrestling	Heavyweight	1941	Earl VanBebber	Wrestling	155 pounds
1930	Jack VanBebber	Wrestling	165 pounds	1941	Virgil Smith	Wrestling	165 pounds
1930	Conrad Caldwell	Wrestling	175 pounds	1942	David Arndt	Wrestling	145 pounds
1930	Earl McCreedy	Wrestling	Heavyweight	1942	Vernon Logan	Wrestling	155 pounds
1931	Bobby Pearce	Wrestling	126 pounds	1942	Virgil Smith	Wrestling	165 pounds
1931	Leroy McGuirk	Wrestling	155 pounds	1942	Loyd Arms	Wrestling	Heavyweight
1931	Jack VanBebber	Wrestling	165 pounds	1946	David Arndt	Wrestling	136 pounds
1931	Conrad Caldwell	Wrestling	175 pounds	1946	George Dorsch	Wrestling	175 pounds
1933	Rex Peery	Wrestling	118 pounds	1947	Richard Hutton	Wrestling	Heavyweight
1933	Ross Flood	Wrestling	126 pounds	1948	Jack St. Clair	Wrestling	155 pounds
1933	Alan Kelley	Wrestling	145 pounds	1948	Richard Hutton	Wrestling	Heavyweight
1934	Rex Peery	Wrestling	118 pounds	1949	Charles Hetrick	Wrestling	128 pounds
1934	Ross Flood	Wrestling	126 pounds	1949	Jim Gregson	Wrestling	175 pounds
1934	Alan Kelly	Wrestling	145 pounds	1950	Richard Hutton	Wrestling	Heavyweight
1935	Rex Peery	Wrestling	118 pounds	1951	George Layman	Wrestling	137 pounds
1935	Ross Flood	Wrestling	126 pounds	1951	Grover Rains	Wrestling	177 pounds
1935	Frank Lewis	Wrestling	155 pounds	1952	George Layman	Wrestling	137 pounds
1936	Harley (Doc) Strong	Wrestling	145 pounds	1952	Gene Nicks	Wrestling	Heavyweight
1937	Joe McDaniel	Wrestling	118 pounds	1953	Earl Moeller	Men's Golf	Men's Golf
1937	Stanley Henson	Wrestling	145 pounds	1953	Ned Blass	Wrestling	177 pounds
1937	Harvey Base	Wrestling	165 pounds	1954	Myron Roderick	Wrestling	137 pounds
1937	Loyd Ricks	Wrestling	Heavyweight	1954	Ned Blass	Wrestling	177 pounds
1938	Joe McDaniel	Wrestling	118 pounds	1954	Gene Nicks	Wrestling	Heavyweight
1938	Stanley Henson	Wrestling	145 pounds	1955	J.W. Mashburn	Men's Outdoor Track and Field	440 yards
1938	Dale Scriven	Wrestling	155 pounds	1955	Myron Roderick	Wrestling	130 pounds



Individual National Championships

<i>Year</i>	<i>Champion</i>	<i>Sport</i>	<i>Classification</i>
1955	Fred Davis	Wrestling	167 pounds
1956	J.W. Mashburn	Men's Outdoor Track and Field	400 meters
1956	J.W. Mashburn	Men's Outdoor Track and Field	440 yards
1956	Jim Graham	Men's Outdoor Track and Field	Pole vault
1956	Myron Roderick	Wrestling	130 pounds
1957	Doug Blubaugh	Wrestling	157 pounds
1958	Richard Beattie	Wrestling	157 pounds
1958	Duane Murty	Wrestling	167 pounds
1959	Jim Graham	Men's Outdoor Track and Field	Pole vault
1959	Richard Beattie	Wrestling	157 pounds
1959	Ted Ellis	Wrestling	Heavyweight
1961	George Davies	Men's Outdoor Track and Field	Pole vault
1961	Phil Kinyon	Wrestling	157 pounds
1961	Bob Johnson	Wrestling	177 pounds
1962	Masaaki Hatta	Wrestling	123 pounds
1962	Ronnie Clinton	Wrestling	167 pounds
1962	Bob Johnson	Wrestling	177 pounds
1964	Yojiro Uetake	Wrestling	130 pounds
1964	Joe James	Wrestling	Heavyweight
1965	Tom von Ruden	Men's Indoor Track and Field	880 yards
1965	Jim Metcalf	Men's Indoor Track and Field	Two-mile relay
1965	John Perry	Men's Indoor Track and Field	Two-mile relay
1965	Tom von Ruden	Men's Indoor Track and Field	Two-mile relay
1965	Dave Perry	Men's Indoor Track and Field	Two-mile relay
1965	Tadaaki Hatta	Wrestling	115 pounds
1965	Yojiro Uetake	Wrestling	130 pounds
1965	Jack Brisco	Wrestling	191 pounds
1966	Arnold Droke	Men's Indoor Track and Field	Two-mile relay
1966	Jim Metcalf	Men's Indoor Track and Field	Two-mile relay
1966	John Perry	Men's Indoor Track and Field	Two-mile relay
1966	Tom von Ruden	Men's Indoor Track and Field	Two-mile relay
1966	Yojiro Uetake	Wrestling	130 pounds
1966	Gene Davis	Wrestling	137 pounds
1966	Bill Harlow	Wrestling	190 pounds
1967	Chris McCubbins	Men's Outdoor Track and Field	Steeplechase
1967	Fred Fozzard	Wrestling	177 pounds
1968	Grier Jones	Men's Golf	Men's Golf
1968	Dwayne Keller	Wrestling	123 pounds
1970	Dwayne Keller	Wrestling	126 pounds
1970	Darrell Keller	Wrestling	134 pounds
1970	Geoff Baum	Wrestling	190 pounds
1971	Yoshiro Fujita	Wrestling	126 pounds
1971	Darrell Keller	Wrestling	142 pounds
1971	Geoff Baum	Wrestling	177 pounds
1972	John Halberstadt	Men's Outdoor Track and Field	10000 meters
1972	Jim Bolding	Men's Outdoor Track and Field	400 meter Hurdles
1972	Jim Bolding	Men's Outdoor Track and Field	440 meter Hurdles
1975	Ron Ray	Wrestling	167 pounds
1976	Jimmy Jackson	Wrestling	Heavyweight
1977	Steve Barrett	Wrestling	142 pounds
1977	Jimmy Jackson	Wrestling	Heavyweight
1978	David Edwards	Men's Golf	Men's Golf
1978	Jimmy Jackson	Wrestling	Heavyweight
1979	Eric Wais	Wrestling	190 pounds
1980	Lee Roy Smith	Wrestling	142 pounds
1980	Ricky Stewart	Wrestling	158 pounds
1981	Ricky Stewart	Wrestling	158 pounds
1982	James Butler	Men's Outdoor Track and Field	200 meters
1983	Clar Anderson	Wrestling	134 pounds
1983	Mike Sheets	Wrestling	167 pounds
1984	Joe Dial	Men's Indoor Track and Field	Pole vault
1984	Joe Dial	Men's Outdoor Track and Field	Pole vault
1984	Kenny Monday	Wrestling	150 pounds
1984	Mike Sheets	Wrestling	167 pounds
1985	Joe Dial	Men's Indoor Track and Field	Pole vault
1985	Joe Dial	Men's Outdoor Track and Field	Pole vault

<i>Year</i>	<i>Champion</i>	<i>Sport</i>	<i>Classification</i>
1985	Christine McMiken	Women's Indoor Track and Field	3,000 meter run
1986	Scott Verplank	Men's Golf	Men's Golf
1986	Paul Larkins	Men's Indoor Track and Field	Mile
1987	Brian Watts	Men's Golf	Men's Golf
1987	John Smith	Wrestling	134 pounds
1988	E.J. Pfister	Men's Golf	Men's Golf
1988	John Smith	Wrestling	134 pounds
1989	Jackie Goodman	Women's Indoor Track and Field	5,000 meter run
1989	Jackie Goodman	Women's Outdoor Track and Field	10,000 meter run
1989	Kendall Cross	Wrestling	126 pounds
1989	Chris Barnes	Wrestling	177 pounds
1990	Pat Smith	Wrestling	158 pounds
1990	Chris Barnes	Wrestling	177 pounds
1991	Pat Smith	Wrestling	158 pounds
1992	Pat Smith	Wrestling	158 pounds
1994	Alan Fried	Wrestling	142 pounds
1994	Pat Smith	Wrestling	158 pounds
1994	Mark Branch	Wrestling	167 pounds
1995	J.J. McGrew	Wrestling	190 pounds
1997	Eric Guerrero	Wrestling	126 pounds
1997	Mark Branch	Wrestling	167 pounds
1998	Teague Moore	Wrestling	118 pounds
1998	Eric Guerrero	Wrestling	126 pounds
1999	Eric Guerrero	Wrestling	133 pounds
2000	Charles Howell	Men's Golf	Men's Golf
2001	Mark Muñoz	Wrestling	197 pounds
2002	Siri Alfheim	Women's Indoor Track and Field	5,000 meter run
2002	Johnny Thompson	Wrestling	133 pounds
2003	Johnny Thompson	Wrestling	133 pounds
2003	Jake Rosholt	Wrestling	184 pounds
2004	Chris Pendleton	Wrestling	174 pounds
2005	Zack Esposito	Wrestling	149 pounds
2005	Johny Hendricks	Wrestling	165 pounds
2005	Chris Pendleton	Wrestling	174 pounds
2005	Jake Rosholt	Wrestling	197 pounds
2005	Steve Mocco	Wrestling	285 pounds
2006	Jonathan Moore	Men's Golf	Men's Golf
2006	Johny Hendricks	Wrestling	165 pounds
2006	Jake Rosholt	Wrestling	197 pounds
2008	Coleman Scott	Wrestling	133 pounds
2009	German Fernandez	Men's Outdoor Track and Field	1,500 meters
2010	Caroline Hedwall	Women's Golf	Women's Golf
2011	Jordan Oliver	Wrestling	133 pounds
2013	Natalja Piliusina	Women's Outdoor Track and Field	1,500 meter run
2013	Jordan Oliver	Wrestling	149 pounds
2013	Chris Perry	Wrestling	174 pounds
2014	Alex Dieringer	Wrestling	157 pounds
2014	Chris Perry	Wrestling	174 pounds
2015	Chad Noelle	Men's Outdoor Track and Field	1,500 meters
2015	Alex Dieringer	Wrestling	165 pounds
2016	Nick Miller	Men's Outdoor Track and Field	Hammer Throw
2016	Kaela Edwards	Women's Indoor Track and Field	Mile
2016	Dean Heil	Wrestling	141 pounds
2016	Alex Dieringer	Wrestling	165 pounds
2017	Dean Heil	Wrestling	141 pounds
2019	Matthew Wolff	Men's Golf	Men's Golf
2019	Sinclair Johnson	Women's Outdoor Track and Field	1,500 meters
2021	A.J. Ferrari	Wrestling	197 Pounds
2022	Taylor Roe	Women's Indoor Track and Field	3,000 meter run
2023	Fouad Messaoudi	Men's Indoor Track and Field	3,000 meter run
2023	Fouad Messaoudi	Men's Indoor Track and Field	DMR
2023	Charlie Bartholomew	Men's Indoor Track and Field	DMR
2023	Juan Diego Castro	Men's Indoor Track and Field	DMR
2023	Ryan Schoppe	Men's Indoor Track and Field	DMR

Team Conference Championships



Oklahoma State has won 334 team conference championships

14 different OSU sports have combined to win 93 Big 12 team titles since the league was formed in 1996-97.

Year	Sport	Conference	Championship Type	Year	Sport	Conference	Championship Type
1917	Wrestling	Southwest	Conference Meet	1938	Men's Basketball	Missouri Valley	Regular Season
1921	Wrestling	Southwest	Conference Meet	1938	Men's Outdoor Track and Field	Missouri Valley	Conference Meet
1922	Wrestling	Southwest	Conference Meet	1939	Men's Basketball	Missouri Valley	Regular Season
1923	Wrestling	Southwest	Conference Meet	1939	Men's Outdoor Track and Field	Missouri Valley	Conference Meet
1924	Wrestling	Southwest	Conference Meet	1940	Men's Basketball	Missouri Valley	Regular Season
1925	Men's Basketball	Southwest	Regular Season	1940	Men's Outdoor Track and Field	Missouri Valley	Conference Meet
1925	Wrestling	Southwest	Conference Meet	1941	Men's Outdoor Track and Field	Missouri Valley	Conference Meet
1925	Wrestling	Missouri Valley	Conference Meet	1942	Men's Basketball	Missouri Valley	Regular Season
1926	Football	Missouri Valley	Regular Season	1942	Men's Outdoor Track and Field	Missouri Valley	Conference Meet
1926	Wrestling	Missouri Valley	Conference Meet	1944	Football	Missouri Valley	Regular Season
1927	Wrestling	Missouri Valley	Conference Meet	1944	Men's Basketball	Missouri Valley	League Coaches Vote
1928	Wrestling	Missouri Valley	Conference Meet	1945	Football	Missouri Valley	Regular Season
1929	Men's Outdoor Track and Field	Missouri Valley	Conference Meet	1945	Men's Basketball	Missouri Valley	League Coaches Vote
1930	Football	Missouri Valley	Regular Season	1946	Men's Basketball	Missouri Valley	Regular Season
1931	Football	Missouri Valley	Regular Season	1946	Men's Outdoor Track and Field	Missouri Valley	Conference Meet
1931	Men's Basketball	Missouri Valley	Regular Season	1946	Baseball	Missouri Valley	Regular Season
1932	Football	Missouri Valley	Regular Season	1947	Men's Golf	Missouri Valley	Conference Meet
1932	Men's Outdoor Track and Field	Missouri Valley	Conference Meet	1947	Men's Outdoor Track and Field	Missouri Valley	Conference Meet
1933	Football	Missouri Valley	Regular Season	1948	Baseball	Missouri Valley	Regular Season
1934	Men's Outdoor Track and Field	Missouri Valley	Conference Meet	1948	Football	Missouri Valley	Regular Season
1936	Men's Basketball	Missouri Valley	Regular Season	1948	Men's Basketball	Missouri Valley	Regular Season
1937	Men's Basketball	Missouri Valley	Regular Season	1948	Men's Golf	Missouri Valley	Conference Meet



Team Conference Championships

Year	Sport	Conference	Championship Type
1948	Men's Outdoor Track and Field	Missouri Valley	Conference Meet
1948	Men's Tennis	Missouri Valley	Regular Season
1949	Baseball	Missouri Valley	Regular Season
1949	Men's Basketball	Missouri Valley	Regular Season
1949	Men's Golf	Missouri Valley	Conference Meet
1949	Men's Outdoor Track and Field	Missouri Valley	Conference Meet
1949	Men's Tennis	Missouri Valley	Regular Season
1950	Men's Golf	Missouri Valley	Conference Meet
1950	Men's Outdoor Track and Field	Missouri Valley	Conference Meet
1951	Men's Basketball	Missouri Valley	Regular Season
1951	Men's Golf	Missouri Valley	Conference Meet
1951	Men's Outdoor Track and Field	Missouri Valley	Conference Meet
1952	Men's Golf	Missouri Valley	Conference Meet
1952	Men's Outdoor Track and Field	Missouri Valley	Conference Meet
1953	Football	Missouri Valley	Regular Season
1953	Men's Basketball	Missouri Valley	Regular Season
1953	Men's Golf	Missouri Valley	Conference Meet
1953	Men's Outdoor Track and Field	Missouri Valley	Conference Meet
1953	Men's Tennis	Missouri Valley	Regular Season
1954	Baseball	Missouri Valley	Regular Season
1954	Men's Basketball	Missouri Valley	Regular Season
1954	Men's Golf	Missouri Valley	Conference Meet
1954	Men's Outdoor Track and Field	Missouri Valley	Conference Meet
1955	Baseball	Missouri Valley	Regular Season
1955	Men's Golf	Missouri Valley	Conference Meet
1955	Men's Outdoor Track and Field	Missouri Valley	Conference Meet
1956	Men's Outdoor Track and Field	Missouri Valley	Conference Meet
1957	Men's Outdoor Track and Field	Missouri Valley	Conference Meet
1958	Men's Golf	Big Eight	Conference Meet
1958	Men's Tennis	Big Eight	Conference Tournament
1959	Baseball	Big Eight	Regular Season
1959	Men's Golf	Big Eight	Conference Meet
1959	Men's Tennis	Big Eight	Regular Season
1959	Men's Tennis	Big Eight	Conference Tournament
1959	Wrestling	Big Eight	Conference Meet
1960	Baseball	Big Eight	Regular Season
1960	Men's Cross Country	Big Eight	Conference Meet
1960	Men's Golf	Big Eight	Conference Meet
1960	Men's Tennis	Big Eight	Regular Season
1960	Men's Tennis	Big Eight	Conference Tournament
1961	Baseball	Big Eight	Regular Season
1961	Men's Golf	Big Eight	Conference Meet
1961	Men's Tennis	Big Eight	Conference Tournament
1961	Wrestling	Big Eight	Conference Meet
1962	Men's Golf	Big Eight	Conference Meet
1962	Men's Tennis	Big Eight	Conference Tournament
1962	Wrestling	Big Eight	Conference Meet
1963	Men's Golf	Big Eight	Conference Meet
1963	Men's Tennis	Big Eight	Conference Tournament
1963	Wrestling	Big Eight	Conference Meet
1964	Men's Golf	Big Eight	Conference Meet
1964	Wrestling	Big Eight	Conference Meet
1965	Men's Basketball	Big Eight	Regular Season
1965	Men's Golf	Big Eight	Conference Meet
1965	Wrestling	Big Eight	Conference Meet
1966	Baseball	Big Eight	Regular Season
1966	Men's Golf	Big Eight	Conference Meet
1966	Wrestling	Big Eight	Conference Meet
1966	Wrestling	Big Eight	Conference Meet
1967	Baseball	Big Eight	Regular Season
1967	Men's Golf	Big Eight	Conference Meet
1968	Baseball	Big Eight	Regular Season
1968	Wrestling	Big Eight	Conference Meet
1969	Baseball	Big Eight	Regular Season
1969	Men's Golf	Big Eight	Conference Meet
1969	Wrestling	Big Eight	Conference Meet
1970	Men's Golf	Big Eight	Conference Meet

Team Conference Titles Breakdown

Entering the 2023-24 academic year

Fall Sports	Total	Missouri	Big	Big
		Valley	Eight	12
Football	11	9	1	1
Soccer	7	0	0	7
Men's Cross Country	16	0	4	12
Women's Cross Country	5	0	1	4
Winter Sports	Total	Missouri	Big	Big
		Valley	Eight	12
Men's Basketball	23	16^	4	3
Women's Basketball	3	0	3	0
Wrestling	55	10*	24	21
Men's Indoor Track and Field	2	0	0	2
Women's Indoor Track and Field	1	0	0	1
Equestrian	9	0	0	9
Spring Sports	Total	Missouri	Big	Big
		Valley	Eight	12
Men's Tennis	24	3	21	0
Women's Tennis	27	0	22	5
Men's Golf	56	9	36	11
Women's Golf	25	0	14	11
Men's Outdoor Track and Field	20	20	0	0
Women's Outdoor Track and Field	0	0	0	0
Softball	16	0	15	1
Baseball	34	5	24	5
All Sports Total	334	72#	169	93

* Includes six Southwest Conference team titles

^ Includes one Southwest Conference team title

Includes seven Southwest Conference team titles

Year	Sport	Conference	Championship Type
1971	Men's Golf	Big Eight	Conference Meet
1971	Wrestling	Big Eight	Conference Meet
1972	Men's Cross Country	Big Eight	Conference Meet
1972	Men's Golf	Big Eight	Conference Meet
1972	Wrestling	Big Eight	Conference Meet
1973	Men's Cross Country	Big Eight	Conference Meet
1973	Men's Golf	Big Eight	Conference Meet
1973	Wrestling	Big Eight	Conference Meet
1974	Men's Golf	Big Eight	Conference Meet
1974	Wrestling	Big Eight	Conference Meet
1975	Men's Golf	Big Eight	Conference Meet
1975	Wrestling	Big Eight	Conference Meet
1976	Football	Big Eight	Regular Season
1976	Men's Golf	Big Eight	Conference Meet
1977	Men's Golf	Big Eight	Conference Meet
1977	Men's Tennis	Big Eight	Conference Tournament
1977	Women's Golf	Big Eight	Conference Meet
1978	Baseball	Big Eight	Conference Tournament
1978	Men's Golf	Big Eight	Conference Meet
1978	Men's Tennis	Big Eight	Conference Tournament
1978	Wrestling	Big Eight	Conference Meet
1979	Men's Golf	Big Eight	Conference Meet
1979	Men's Tennis	Big Eight	Conference Tournament
1979	Women's Golf	Big Eight	Conference Meet
1980	Men's Golf	Big Eight	Conference Meet

Team Conference Championships



Year	Sport	Conference	Championship Type	Year	Sport	Conference	Championship Type
1980	Men's Tennis	Big Eight	Conference Tournament	1988	Women's Tennis	Big Eight	Regular Season
1980	Softball	Big Eight	Regular Season	1988	Women's Tennis	Big Eight	Conference Tournament
1980	Softball	Big Eight	Conference Tournament	1988	Wrestling	Big Eight	Conference Meet
1980	Women's Golf	Big Eight	Conference Meet	1989	Baseball	Big Eight	Conference Tournament
1981	Baseball	Big Eight	Conference Tournament	1989	Men's Golf	Big Eight	Conference Meet
1981	Men's Golf	Big Eight	Conference Meet	1989	Men's Tennis	Big Eight	Regular Season
1981	Men's Tennis	Big Eight	Conference Tournament	1989	Men's Tennis	Big Eight	Conference Tournament
1981	Softball	Big Eight	Regular Season	1989	Softball	Big Eight	Regular Season
1981	Softball	Big Eight	Conference Tournament	1989	Softball	Big Eight	Conference Tournament
1981	Women's Tennis	Big Eight	Regular Season	1989	Women's Golf	Big Eight	Conference Meet
1981	Women's Tennis	Big Eight	Conference Tournament	1989	Women's Tennis	Big Eight	Regular Season
1982	Baseball	Big Eight	Conference Tournament	1989	Women's Tennis	Big Eight	Conference Tournament
1982	Men's Golf	Big Eight	Conference Meet	1989	Wrestling	Big Eight	Conference Meet
1982	Women's Golf	Big Eight	Conference Meet	1990	Baseball	Big Eight	Conference Tournament
1982	Women's Tennis	Big Eight	Regular Season	1990	Men's Golf	Big Eight	Conference Meet
1982	Women's Tennis	Big Eight	Conference Tournament	1990	Men's Tennis	Big Eight	Conference Tournament
1983	Baseball	Big Eight	Conference Tournament	1990	Softball	Big Eight	Regular Season
1983	Men's Basketball	Big Eight	Conference Tournament	1990	Softball	Big Eight	Conference Tournament
1983	Men's Golf	Big Eight	Conference Meet	1990	Women's Basketball	Big Eight	Conference Tournament
1983	Men's Tennis	Big Eight	Conference Tournament	1990	Women's Tennis	Big Eight	Regular Season
1983	Women's Tennis	Big Eight	Regular Season	1990	Women's Tennis	Big Eight	Conference Tournament
1983	Women's Tennis	Big Eight	Conference Tournament	1990	Wrestling	Big Eight	Conference Meet
1983	Wrestling	Big Eight	Conference Meet	1991	Baseball	Big Eight	Conference Tournament
1984	Baseball	Big Eight	Conference Tournament	1991	Men's Basketball	Big Eight	Regular Season
1984	Men's Tennis	Big Eight	Conference Tournament	1991	Men's Golf	Big Eight	Conference Meet
1984	Women's Golf	Big Eight	Conference Meet	1991	Men's Tennis	Big Eight	Conference Tournament
1984	Women's Tennis	Big Eight	Regular Season	1991	Softball	Big Eight	Regular Season
1984	Women's Tennis	Big Eight	Conference Tournament	1991	Softball	Big Eight	Conference Tournament
1984	Wrestling	Big Eight	Conference Meet	1991	Women's Basketball	Big Eight	Regular Season
1985	Baseball	Big Eight	Conference Tournament	1991	Women's Basketball	Big Eight	Conference Tournament
1985	Men's Golf	Big Eight	Conference Meet	1991	Women's Tennis	Big Eight	Regular Season
1985	Men's Tennis	Big Eight	Conference Tournament	1991	Women's Tennis	Big Eight	Conference Tournament
1985	Women's Golf	Big Eight	Conference Meet	1991	Wrestling	Big Eight	Conference Meet
1985	Women's Tennis	Big Eight	Regular Season	1992	Baseball	Big Eight	Conference Tournament
1985	Women's Tennis	Big Eight	Conference Tournament	1992	Softball	Big Eight	Regular Season
1986	Baseball	Big Eight	Conference Tournament	1992	Softball	Big Eight	Conference Tournament
1986	Men's Golf	Big Eight	Conference Meet	1992	Women's Golf	Big Eight	Conference Meet
1986	Men's Tennis	Big Eight	Conference Tournament	1993	Baseball	Big Eight	Conference Tournament
1986	Women's Cross Country	Big Eight	Conference Meet	1993	Men's Golf	Big Eight	Conference Meet
1986	Women's Golf	Big Eight	Conference Meet	1993	Softball	Big Eight	Regular Season
1986	Women's Tennis	Big Eight	Regular Season	1994	Baseball	Big Eight	Conference Tournament
1986	Women's Tennis	Big Eight	Conference Tournament	1994	Men's Golf	Big Eight	Conference Meet
1987	Baseball	Big Eight	Conference Tournament	1994	Softball	Big Eight	Regular Season
1987	Men's Golf	Big Eight	Conference Meet	1994	Women's Golf	Big Eight	Conference Meet
1987	Women's Golf	Big Eight	Conference Meet	1994	Wrestling	Big Eight	Conference Meet
1987	Women's Tennis	Big Eight	Regular Season	1995	Baseball	Big Eight	Conference Tournament
1987	Women's Tennis	Big Eight	Conference Tournament	1995	Men's Basketball	Big Eight	Conference Tournament
1987	Wrestling	Big Eight	Conference Meet	1995	Men's Cross Country	Big Eight	Conference Meet
1988	Baseball	Big Eight	Conference Tournament	1995	Men's Golf	Big Eight	Conference Meet
1988	Men's Golf	Big Eight	Conference Meet	1995	Softball	Big Eight	Regular Season
1988	Women's Golf	Big Eight	Conference Meet	1995	Women's Golf	Big Eight	Conference Meet

Team Conference Championships

<i>Year</i>	<i>Sport</i>	<i>Conference</i>	<i>Championship Type</i>	<i>Year</i>	<i>Sport</i>	<i>Conference</i>	<i>Championship Type</i>
1996	Baseball	Big Eight	Conference Tournament	2012	Equestrian	Big 12	Conference Meet
1996	Men's Golf	Big Eight	Conference Meet	2012	Men's Cross Country	Big 12	Conference Meet
1996	Women's Golf	Big Eight	Conference Meet	2012	Wrestling	Big 12	Regular Season
1996	Wrestling	Big Eight	Conference Meet	2013	Equestrian	Big 12	Conference Meet
1997	Men's Golf	Big 12	Conference Meet	2013	Men's Cross Country	Big 12	Conference Meet
1997	Wrestling	Big 12	Conference Meet	2013	Women's Golf	Big 12	Conference Meet
1998	Men's Golf	Big 12	Conference Meet	2013	Wrestling	Big 12	Regular Season
1998	Wrestling	Big 12	Conference Meet	2013	Wrestling	Big 12	Conference Meet
1999	Women's Golf	Big 12	Conference Meet	2014	Baseball	Big 12	Regular Season
2000	Men's Golf	Big 12	Conference Meet	2014	Equestrian	Big 12	Conference Meet
2000	Wrestling	Big 12	Conference Meet	2014	Men's Cross Country	Big 12	Conference Meet
2001	Women's Golf	Big 12	Conference Meet	2014	Men's Indoor Track and Field	Big 12	Conference Meet
2001	Women's Tennis	Big 12	Regular Season	2014	Wrestling	Big 12	Conference Meet
2001	Wrestling	Big 12	Conference Meet	2015	Men's Cross Country	Big 12	Conference Meet
2002	Women's Golf	Big 12	Conference Meet	2015	Women's Cross Country	Big 12	Conference Meet
2003	Soccer	Big 12	Conference Tournament	2015	Wrestling	Big 12	Conference Meet
2003	Women's Golf	Big 12	Conference Meet	2015	Equestrian	Big 12	Conference Meet
2003	Women's Tennis	Big 12	Conference Tournament	2016	Men's Cross Country	Big 12	Conference Meet
2003	Wrestling	Big 12	Conference Meet	2016	Men's Indoor Track and Field	Big 12	Conference Meet
2004	Baseball	Big 12	Conference Tournament	2016	Women's Golf	Big 12	Conference Meet
2004	Men's Basketball	Big 12	Regular Season	2016	Women's Tennis	Big 12	Regular Season
2004	Men's Basketball	Big 12	Conference Tournament	2016	Women's Tennis	Big 12	Conference Tournament
2004	Wrestling	Big 12	Conference Meet	2016	Wrestling	Big 12	Conference Meet
2005	Men's Basketball	Big 12	Conference Tournament	2017	Baseball	Big 12	Conference Tournament
2005	Men's Golf	Big 12	Conference Meet	2017	Soccer	Big 12	Regular Season
2005	Women's Golf	Big 12	Conference Meet	2017	Women's Tennis	Big 12	Regular Season
2005	Wrestling	Big 12	Conference Meet	2017	Wrestling	Big 12	Conference Meet
2006	Wrestling	Big 12	Conference Meet	2018	Equestrian	Big 12	Conference Meet
2007	Men's Golf	Big 12	Conference Meet	2018	Wrestling	Big 12	Conference Meet
2008	Men's Cross Country	Big 12	Conference Meet	2019	Baseball	Big 12	Conference Tournament
2008	Men's Golf	Big 12	Conference Meet	2019	Men's Golf	Big 12	Conference Meet
2008	Soccer	Big 12	Regular Season	2019	Soccer	Big 12	Regular Season
2008	Women's Golf	Big 12	Conference Meet	2019	Women's Cross Country	Big 12	Conference Meet
2009	Equestrian	Big 12	Conference Meet	2019	Wrestling	Big 12	Conference Meet
2009	Men's Cross Country	Big 12	Conference Meet	2020	Wrestling	Big 12	Conference Meet
2009	Men's Golf	Big 12	Conference Meet	2020	Men's Cross Country	Big 12	Conference Meet
2009	Soccer	Big 12	Conference Tournament	2020	Equestrian	Big 12	Conference Meet
2009	Women's Golf	Big 12	Conference Meet	2021	Men's Cross Country	Big 12	Conference Meet
2010	Men's Cross Country	Big 12	Conference Meet	2021	Men's Golf	Big 12	Conference Meet
2010	Men's Golf	Big 12	Conference Meet	2021	Women's Cross Country	Big 12	Conference Meet
2010	Soccer	Big 12	Conference Tournament	2021	Women's Golf	Big 12	Conference Meet
2010	Wrestling	Big 12	Conference Meet	2021	Wrestling	Big 12	Conference Meet
2011	Football	Big 12	Regular Season	2022	Equestrian	Big 12	Conference Meet
2011	Men's Cross Country	Big 12	Conference Meet	2022	Softball	Big 12	Conference Tournament
2011	Men's Golf	Big 12	Conference Meet	2022	Men's Cross Country	Big 12	Conference Meet
2011	Soccer	Big 12	Regular Season	2022	Women's Cross Country	Big 12	Conference Meet
2011	Wrestling	Big 12	Conference Meet	2022	Equestrian	Big 12	Conference Meet
				2023	Women's Indoor Track and Field	Big 12	Conference Meet
				2023	Women's Golf	Big 12	Conference Meet
				2023	Baseball	Big 12	Regular Season



Prominent Athletics Alumni

Oklahoma State has produced some of the biggest names in sports over the years.

Coaches Ed Gallagher, Henry Iba, John Smith, Eddie Sutton, Gary Ward and Mike Holder all rank among the giants in their respective sports and athletes like 1988 Heisman Trophy winner Barry Sanders, Thurman Thomas, Pete Incaviglia and Pat Smith enjoyed legendary careers.

Below are Oklahoma State products who are prominent figures in today's professional sports landscape.



VIKTOR HOVLAND

Ranked among the top five golfers in the world



DANIEL CORMIER

Multiple-time UFC champion and Olympian who was an All-America wrestler at Oklahoma State



PERNILLA LINDBERG

LPGA Tour pro who won a major tournament in 2018 by capturing the title at the ANA Inspiration.



EMMANUEL OGBAH

Defensive end for the Miami Dolphins




MICHELE SMITH

ESPN broadcaster and U.S. Olympic softball player who threw a school-record nine no-hitters while at OSU.



CADE CUNNINGHAM

No. 1 overall pick in the 2021 NBA Draft




AD FRANCH

Goalkeeper who helped the U.S. women's national team to the 2019 World Cup title.



MARCUS SMART

2022 NBA Defensive Player of the Year



CHASE EALEY

2022 Shot Put World Champion

Oklahoma State in the Pros



Cade Cunningham



Rikie Fowler

Matthew Wolff

The Path to the Pros Goes Through Stillwater

Cade Cunningham was the No. 1 overall pick in the 2021 NBA Draft, professional golf is loaded with Cowboys, and softball pitcher Carrie Eberle was voted Athletes Unlimited Rookie of the Year. Cowboys and Cowgirls are thriving in the pros.

Soccer

Anna Baffer
Gabriella Coleman
AD Franch
Jaci Jones
Kasey Langdon
Melinda Mercado
Charmé Morgan
Kim Rodriguez
Coumba Sow
Allie Stephenson
Laurene Tresfield
Grace Yochum

Football

Levy Adcock
Harold Akin
Ben Aldridge
Israel Antwine
Hubert Anyiam
Lloyd Arms
Neill Armstrong
Marcell Ateman
Dan Bailey
David Bailey
Harold Bailey
Billy Bajema
Ron Baker
Tony Banfield
Calvin Barnett
Jimmy Bean
Tatum Bell
Jarrick Bernard-
Converse
Justin Blackmon
Paul Blair
Stanley Blair
Cary Blanchard

Jamie Blatnick
Ron Boatwright
Michael Bowie
Jordan Brailford
Bill Bredde
Larry Brown
LaWaylon Brown
Tanner Brown
Terry Brown
Dez Bryant
Harry Buffington
Calvin Bundage
Scott Burk
Keith Burns
Tim Burrough
Derek Burton
Chris Carson
John Chesley
Ugo Chinasa
Jake Colhouer
Kelly Cook
Josh Cooper
John Corker
Perrish Cox
Zach Crabtree
Charles Crawford
Julius Crosslin
Gary Cutsinger
Darrion Daniels
Joe Davidson
Victor DeGrate
Phil Dokes
Charlie Durkee
Hart Lee Dykes
Donnie Echols
Adam Edwards
Alex Elkins
Jon Evans

Bob Fenimore
Roderick Fisher
Tre Flowers
Ralph Foster
Josh Furman
Wendell Gaines
Reuben Gant
T. C Garrett
Walt Garrison
Shamiel Gary
Justin Gilbert
Jason Gildon
David Glidden
Derrel Gofourth
Jack Golden
Parker Graham
Russ Graham
A.J. Green
Mike Green
Billy Grimes
Arlington Hambricht
Milton Hardaway
Charlie Harper
Devin Harper
Madre Harper
Larry Harris
Kolby Harvell-Peel
Matt Hembrough
Rusty Hilger
Greg Hill
Justice Hill
Tyreek Hill
Corey Hilliard
Christian Holmes
Ethan Howell
Evan Howell
Chuba Hubbard
Mike Hudson

Kendall Hunter
Michael Hunter
Leonard Jackson
Jack Jacobson
Blake Jarwin
Ed Jeffers
Teven Jenkins
Charlie Johnson
Greg Johnson
Tyron Johnson
Howard Keys
Joe King
Jon Kolb
Jacob Lacey
Chris Lacy
Tyler Lacy
Ashton Lampkin
Jevon Langford
Toy Ledbetter
Orie Lemon
Dwayne Levels
Gary Lewis
John Lewis
Shaun Lewis
Sonny Liles
Garrett Limbrick
John Little
Larry Little
Bill Long
Daytawion Lowe
Alex Loyd
Brad Lundblade
Dexter Manley
Markelle Martin
Tay Martin
Nick Martinez
Alonzo Mayes
Ryan McBean

Jalen McCleskey
Lamar McGriggs
Daniel McLemore
R.W. McQuarters
Ed McQuarts
Dale Meinert
Darrell Meisenheimer
Ed Merkel
Calvin Miller
Swanson Miller
Terry Miller
Andrew Mitchell
Derrick Moncrief
Matt Monger
Mark Moore
Vernand Morency
Cameron Murray
Nigel Nicholas
Ken O'Neal
Leslie O'Neal
Emmanuel Ogbah
Amen Ogbongbemiga
Russell Okung
DeQuinton Osborne
William Owen
Jarrell Owens
Frank Parker
Jim Parmer
Cliff Parsley
Tyler Patmon
Gordon Peery
Kevin Peterson
Brandon Pettigrew
Justin Phillips
Reggie Pierson
Lawrence Pinson
Lenzy Pipkins
Alvin Porter

Dean Prater
Ricky Price
Dennis Randall
Joseph Randle
Jim Reynolds
Ramon Richards
Greg Richmond
Bobby Riley
Marcellus Rivers
Glenn Robinson
Mike Robinson
Ryan Robinson
Terrence Robinson
Zac Robinson
Chris Rockins
Malcolm Rodriguez
Mason Rudolph
Buddy Ryan
Victor Salako
Barry Sanders
Dantrell Savage
Jhajuan Seales
Quinn Sharp
Charlie Shaw
Ricky Shaw
Jacoby Shepherd
Jerry Sherk
Josh Sills
Kemah Siverand
Antonio Smith
Khreem Smith
Kip Smith
Jim Spavital
Joe Spencer
Harold Springer
Steve Stephens
Tre Sterling
Jordan Sterns

Oklahoma State in the Pros



Andrew Heaney

Josh Stewart
Dillon Stoner
Charlie Strack
Jason Taylor II
Lane Taylor
Roger Taylor
Vincent Taylor
Juqua Thomas (Parker)
Johnny Thomas
Thurman Thomas
David Thompson
Jamie Thompson
Leonard Thompson
Warren Thompson
Garrett Thurman
Keith Toston
Jim Turner
Robert Turner
Scott Turner
Carl Voyles
Tylan Wallace
John Ward
Jaylen Warren
James Washington
John Washington
Brandon Weeden
James White
Reggie White
Darrent Williams
Demise Williams
Jamal Williams
Jeff Williams
Kevin Williams
Kevin Williams
Larry Williams
Rodarius Williams
Ronnie Williams
Shawn Willis
Duane Wood
D'Juan Woods
Donovan Woods
Jelani Woods
Rashaun Woods

Ab Wright
Kenyatta Wright
Ken Zachary
Mike Zentic

Women's Basketball

Tiffany Bias
Loryn Goodwin
Natasha Mack
Brittney Martin
Andrea Riley
Toni Young

Men's Basketball

Tony Allen
James Anderson
Lorenza Andrews
Joe Atkinson
Maurice Baker
A.L. Bennett
Joe Bradley
Markel Brown
Clayton Carter
Jerry Clack
Matt Clark
Leroy Combs
Ray Crenshaw
Cade Cunningham
JamesOn Curry
Pete Darcey
Richard Dumas
Lonnie Eggelston
Jawun Evans
Kevin Fitzgerald
Joey Graham
Stephen Graham
Leyton Hammonds
Cecil Hankins
Bob Harris
Terrell Harris
Byron Houston
Don Johnson
Thomas Jordan

James King
John Lucas III
Gale McArthur
Von McDade
Ivan McFarlin
Desmond Mason
Bob Mattick
Cameron McGriff
Le'Bryan Nash
Jeff Newberry
Ed Odom
J.L. Parks
Doyle Parrack
Bryant Reeves
Melvin Sanders
Kendall Sheets
Jack Shelton
Yankouba Sima
Marcus Smart
Joe Smith
John Starks
Brooks Thompson
Mark Tucker
Lindy Waters III
Corey Williams
Mel Wright
Don Youman

Men's Golf

Jim Ahern
Rafael Alarcon
Michael Bradley
Alan Bratton
Eugenio Chacarra
Wyndham Clark
Kris Cox
Bob Dickson
Andy Dillard
Austin Eckroat
Danny Edwards
David Edwards
Dave Eichelberger
Rickie Fowler

Bob Goetz
Ted Goin
Jaime Gonzales
Talor Gooch
Craig Hainline
Jim Hardy
Labron Harris, Jr.
Mark Hayes
George Hixon
Charles Howell III
Morgan Hoffmann
Viktor Hovland
Jim Jamieson
Grier Jones
Tom Jones
Ab Justice
Edward Loar
Jeff Maggert
Hunter Mahan
Pablo Martin
Bob May
Lindy Miller
Tommy Moore
Alex Norén
Bo Van Pelt
E.J. Pfister
Tom Sieckmann
Carl Suneson
Doug Tewel
Chris Tidland
Bob Tway
Kevin Tway
Peter Uihlein
Kristoffer Ventura
Scott Verplank
Joe Walser
Philip Walton
Brian Watts
Kevin Wentworth
Leif Westerberg
Bo Winingier
Casey Wittenberg
Matthew Wolff

Willie Wood
Jim Woodward
Jimmy Wright

Women's Golf

Maria Boden
Christi Cano
Eva Dahllof
Charlotta Eliasson
Wharton
Janice Gibson
Caroline Hedwall
Robin Hood
Josephine Janson
Linnea Johansson
Pernilla Lindberg
Stephanie Martin-Cobb
Caroline Masson
Maddie McCrary
Marnie McGuire
Jane Rah
Karin Sjodin
Val Skinner
Maja Stark
Eva-Lotta Stromlid
Jaclyn Sweeney
Kelsey Vines
Linda Wessberg
Lanny Whiteside
Julie Yang
Annie Young
Emma Zackrisson

Women's Tennis

Vladica Babic
Aliona Bolsova
Lori McNeil

Softball

Chelsea Alexander
Lauren Bay
Rylee Bayless
Rachel Becker
Kristi Bolle
Dena Carter
Shelby Davis
Amy Day
Carrie Eberle
Jamie Foutch
Ryan Realmuto
Shanel Scott
Vanessa Shippy
Samantha Show
Michelle Singer
Michele Smith
Julie Soderlund
Leanne Tyler
Kim Ward

Baseball


Jerry Adair
Jon Adkins
Scott Baker
Peyton Battenfield
Josh Billings
Tom Borland
Jeff Bronkey

Corey Brown
Cal Browning
Ryan Budde
Larry Burchard
Jeromy Burnitz
Jay Canizaro
Doug Dascenzo
Carlos Diaz
Gordie Dillard
Danny Doyle
Monty Fariss
John Farrell
Josh Fields
Koda Glover
Gary Green
Matt Hague
Thomas Hatch
Andrew Heaney
Jonathan Heasley
Mike Henneman
Joel Horlen
Jason Hursh
Pete Incaviglia
Jason Jaramillo
Frank Kellert
Mark Lukasiewicz
Tyler Lyons
Dave Mangini
Matt Maurer
Jordy Mercer
Ed Mickelson
Dave Mlicki
Merlin Nippert
Andrew Oliver
Danny Perez
Joe Price
Tim Pugh
Allie P. Reynolds
Chris Richard
Scott Richmond
Rusty Ryal
Jeff Salazar
Luke Scott
Matt Smith
Joe Stanka
Mickey Tettleton
Danny Thompson
Jim Traber
Robin Ventura
Don Wallace
Donnie Walton
Scott Watkins
Robbie Weinhardt
Dib Williams
Scott Williamson
Robbie Wine
Ab Wright

Olympians

Olympic Heritage

With 21 Olympic gold medalists and 34 overall medalists, Oklahoma State has an athletic reputation that extends around the globe.



Two-time Gold Medalist
John Smith

Olympic Medalists

Gold Medalists

Year	Site	Person	Country	Sport	Class
1932	Los Angeles	Bobby Pearce	United States	Wrestling	123
1932	Los Angeles	Jack Van Bebber	United States	Wrestling	158.5
1936	Berlin	Frank Lewis	United States	Wrestling	158.5
1948	London	Bob Kurland	United States	Men's Basketball	Team
1948	London	Jesse Renick	United States	Men's Basketball	Team
1952	Helsinki	Bob Kurland	United States	Men's Basketball	Team
1956	Melbourne	J.W. Mashburn	United States	Men's Track & Field	1600m Relay
1960	Rome	Shelby Wilson	United States	Wrestling	147.5
1960	Rome	Doug Blubaugh	United States	Wrestling	160.5
1964	Tokyo	Yojiro Uetake	Japan	Wrestling	125.5
1968	Mexico City	James King	United States	Men's Basketball	Team
1968	Mexico City	Yojiro Uetake	Japan	Wrestling	125.5
1984	Los Angeles	Gary Green	United States	Baseball	Team
1984	Los Angeles	Bruce Baumgartner	United States	Wrestling	286
1988	Seoul	Robin Ventura	United States	Baseball	Team
1988	Seoul	John Smith	United States	Wrestling	136.5
1988	Seoul	Kenny Monday	United States	Wrestling	163
1992	Barcelona	John Smith	United States	Wrestling	136.5
1996	Atlanta	Michele Smith	United States	Softball	Team
1996	Atlanta	Kendall Cross	United States	Wrestling	125.5
2000	Sydney	Michele Smith	United States	Softball	Team

Silver Medalists

Year	Site	Person	Country	Sport	Class
1936	Berlin	Ross Flood	United States	Wrestling	123
1992	Barcelona	Kenny Monday	United States	Wrestling	163
2004	Athens	Melanie Roche	Australia	Softball	Team
2004	Athens	Jamill Kelly	United States	Wrestling	145.5
2016*	Rio De Janeiro	Cassie Mitchell	United States	Discus	F51/52

Bronze Medalists

Year	Site	Person	Country	Sport	Class
1976	Montreal	Gene Davis	United States	Wrestling	136.5
1996	Atlanta	Melanie Roche	Australia	Softball	Team
2000	Sydney	Melanie Roche	Australia	Softball	Team
2008	Beijing	Melanie Roche	Australia	Softball	Team
2012	London	Coleman Scott	United States	Wrestling	60kg
2016*	Rio De Janeiro	Cassie Mitchell	United States	Club Throw	F51
2020	Tokyo	Lauren Bay Regula	Canada	Softball	Team
2020	Tokyo	Adrianna Franch	United States	Women's Soccer	Goalkeeper

* Paralympics ^ Winter Olympics

Oklahoma State and the Olympics

Year	Site	Person	Country	Sport	Class	Finish
1924	Paris	Guy H. Lookabaugh	United States	Wrestling	158.5	Fourth
1924	Paris	Orion Stuteville	United States	Wrestling	174	Alternate
1928	Amsterdam	Clarence Berryman	United States	Wrestling	145	Sixth
1928	Amsterdam	George Rule	United States	Wrestling	174	Sixth
1928	Amsterdam	Charles Strack	United States	Wrestling	191.5	Reserve
1928	Amsterdam	Earl McCready	Canada	Wrestling	Hwt	
1932	Los Angeles	Bobby Pearce	United States	Wrestling	123	Gold Medal
1932	Los Angeles	Melvin Clodfelter	United States	Wrestling	145	Third Round
1932	Los Angeles	Jack Van Bebber	United States	Wrestling	158.5	Gold Medal
1932	Los Angeles	Conrad Caldwell	United States	Wrestling	191.5	Alternate
1936	Berlin	Ross Flood	United States	Wrestling	123	Silver Medal
1936	Berlin	Fred Parkey	United States	Wrestling	134	Reserve
1936	Berlin	Harley Strong	United States	Wrestling	145	First Round
1936	Berlin	Frank Lewis	United States	Wrestling	158.5	Gold Medal
1936	Berlin	Ed Gallagher	United States	Wrestling	Honorary Coach	N/A
1936	Berlin	George Chiga	Canada	Wrestling	Hwt	DNP
1936	Berlin	Roy Dunn	United States	Wrestling	Hwt	First Round
1936	Berlin	Clarence Gallagher	United States	Wrestling	Trainer	N/A
1948	London	Bob Kurland	United States	Men's Basketball	Team	Gold Medal
1948	London	Jesse Renick	United States	Men's Basketball	Team	Gold Medal
1948	London	William Jernigan	United States	Wrestling	114.5	2nd Round
1948	London	Hal Moore	United States	Wrestling	136.5	Sixth
1948	London	Art Griffith	United States	Wrestling	Coach	N/A
1948	London	Richard Hutton	United States	Wrestling	Hwt	First Round
1948	London	Cliff Keen	United States	Wrestling	Manager	N/A
1952	Helsinki	Bob Kurland	United States	Men's Basketball	Team	Gold Medal
1952	Helsinki	J.W. Mashburn	United States	Men's Track & Field	1600m Relay	DNC
1952	Helsinki	Raymond Swartz	United States	Wrestling	Coach	N/A
1952	Helsinki	Buel Patterson	United States	Wrestling	Manager	N/A
1956	Melbourne	J.W. Mashburn	United States	Men's Track & Field	1600m Relay	Gold Medal
1956	Melbourne	Myron Roderick	United States	Wrestling	136.5	Fourth
1956	Melbourne	Dick Beattie	United States	Wrestling	160.5	DNC (Illness)
1960	Rome	Shelby Wilson	United States	Wrestling	147.5	Gold Medal
1960	Rome	Doug Blubaugh	United States	Wrestling	160.5	Gold Medal
1964	Tokyo	Henry Iba	United States	Men's Basketball	Coach	N/A
1964	Tokyo	Yojiro Uetake	Japan	Wrestling	125.5	Gold Medal
1964	Tokyo	Bobby Douglas	United States	Wrestling	138.5	Fourth
1964	Tokyo	Myron Roderick	United States	Wrestling	Coach	N/A
1964	Tokyo	Rex Perry	United States	Wrestling	Coach	N/A
1964	Tokyo	Fendley Collins	United States	Wrestling	Manager	N/A
1968	Mexico City	Henry Iba	United States	Men's Basketball	Coach	N/A
1968	Mexico City	Dr. Donald Cooper	United States	Men's Basketball	Doctor	N/A

Olympians



Jamil Kelly



Lauren Bay



Nick Miller

Year	Site	Person	Country	Sport	Class	Finish	Year	Site	Person	Country	Sport	Class	Finish
1968	Mexico City	James King	United States	Men's Basketball	Team	Gold Medal	2004	Athens	Melanie Roche	Australia	Softball	Team	Silver Medal
1968	Mexico City	Tom Von Ruden	United States	Men's Track & Field	1,500m	Ninth	2004	Athens	Lauren Bay	Canada	Softball	Team	Preliminary
1968	Mexico City	Yojiro Uetake	Japan	Wrestling	125.5	Gold Medal	2004	Athens	Eric Guerrero	United States	Wrestling	132	First Round
1968	Mexico City	Bobby Douglas	United States	Wrestling	138.5	DNC (Illness)	2004	Athens	Jamil Kelly	United States	Wrestling	145.5	Silver Medal
1972	Munich	Henry Iba	United States	Men's Basketball	Coach	N/A	2004	Athens	Daniel Cormier	United States	Wrestling	211.5	Fourth
1972	Munich	Gene Davis	United States	Wrestling	136.5	Third Round	2006	Turin*	Kathrin Lehmann	Switzerland	Women's Ice Hockey	Forward	Group Stage
1972	Munich	Jerry Robinson	United States	Wrestling	180.5 (GR)	DNP	2008	Beijing	Melanie Roche	Australia	Softball	Team	Bronze Medal
1972	Munich	Harry Geris	Canada	Wrestling	Hwt	DNP	2008	Beijing	Lauren Bay	Canada	Softball	Team	Semifinals
1976	Montreal	Ross Seymour	Australia	Swimming	100m BF	4 h6 r1/3	2008	Beijing	Steve Mocco	United States	Wrestling	132	Quarterfinals
1976	Montreal	Paul Nash	Australia	Swimming	1500m FS	2 h3 r1/2	2008	Beijing	Daniel Cormier	United States	Wrestling	211.5	DNC-Injury
1976	Montreal	Gene Davis	United States	Wrestling	136.5	Bronze Medal	2010	Vancouver*	Kathrin Lehmann	Switzerland	Women's Ice Hockey	Forward	Group Stage
1976	Montreal	Harry Geris	Canada	Wrestling	Hwt	DNP	2012	London	Coleman Scott	United States	Wrestling	60kg	Bronze Medal
1976	Montreal	Jimmy Jackson	United States	Wrestling	Hwt	DNP	2012	London	John Smith	United States	Wrestling	Coach	N/A
1984	Los Angeles	Gary Green	United States	Baseball	Team	Gold Medal	2016	Rio De Janeiro*	Cassie Mitchell	United States	Club Throw	F51	Bronze Medal
1984	Los Angeles	Henry Iba	United States	Men's Basketball	Coach	N/A	2016	Rio De Janeiro*	Cassie Mitchell	United States	Discus	F51/52	Silver Medal
1984	Los Angeles	Bill McDaniel	United States	Men's Basketball	Doctor	N/A	2016	Rio De Janeiro	Rickie Fowler	United States	Men's Golf	Individual	T-37th
1984	Los Angeles	Lee Roy Smith	United States	Wrestling	136.5	DNC-Arbitration	2016	Rio De Janeiro	Shadrack Kipchirchir	United States	Men's Track & Field	10,000 m	19th
1984	Los Angeles	Bruce Baumgartner	United States	Wrestling	286	Gold Medal	2016	Rio De Janeiro	Tom Farrell	Great Britain	Men's Track & Field	5000 m	40th
1988	Seoul	Robin Ventura	United States	Baseball	Team	Gold Medal	2016	Rio De Janeiro	Nick Miller	Great Britain	Men's Track & Field	Hammer Throw	22nd
1988	Seoul	Christine McMiken	New Zealand	Women's Track & Field	10,000m	First Round	2016	Rio De Janeiro	Caroline Masson	Germany	Women's Golf	Individual	T-21st
1988	Seoul	John Smith	United States	Wrestling	136.5	Gold Medal	2016	Rio De Janeiro	Pernilla Lindberg	Sweden	Women's Golf	Individual	T-31st
1988	Seoul	Kenny Monday	United States	Wrestling	163	Gold Medal	2016	Rio De Janeiro	Ingeborg Loevnes	Norway	Women's Track & Field	Steeplechase	33rd
1988	Seoul	Joe Seay	United States	Wrestling	Coach	N/A	2016	Rio De Janeiro	John Smith	United States	Wrestling	TV Analyst	N/A
1992	Barcelona	Kendall Cross	United States	Wrestling	125.5	Sixth	2020	Tokyo	Viktor Hovland	Norway	Men's Golf	Individual	T-14th
1992	Barcelona	John Smith	United States	Wrestling	136.5	Gold Medal	2020	Tokyo	Alex Noren	Sweden	Men's Golf	Individual	T-16th
1992	Barcelona	Kenny Monday	United States	Wrestling	163	Silver Medal	2020	Tokyo	Nick Miller	Great Britain	Men's Track & Field	Hammer Throw	Sixth
1992	Barcelona	Bobby Douglas	United States	Wrestling	Coach	N/A	2020	Tokyo	Lauren Bay Regula	Canada	Softball	Team	Bronze Medal
1992	Barcelona	Lee Roy Smith	United States	Wrestling	Coach	N/A	2020	Tokyo	Caroline Masson	Germany	Women's Golf	Individual	T-40th
1996	Atlanta	Melanie Roche	Australia	Softball	Team	Bronze Medal	2020	Tokyo	Adrianna Franch	United States	Women's Soccer	Goalkeeper	Bronze Medal
1996	Atlanta	Michele Smith	United States	Softball	Team	Gold Medal							
1996	Atlanta	Kendall Cross	United States	Wrestling	125.5	Gold Medal							
1996	Atlanta	Kenny Monday	United States	Wrestling	163	Sixth							
2000	Sydney	Melanie Roche	Australia	Softball	Team	Bronze Medal							
2000	Sydney	Michele Smith	United States	Softball	Team	Gold Medal							
2000	Sydney	John Smith	United States	Wrestling	Coach	N/A							
2004	Athens	Jeff Guiel	Canada	Baseball	Team	Fourth							
2004	Athens	David Rollandini	Italy	Baseball	Team	Eighth							
2004	Athens	Mindaugas Pukstas	Lithuania	Men's Track & Field	Marathon	74th							

* Paralympics

* Winter Olympics

All-Americans



Andrea Riley



Oleksandr Nedovyesov

Performing at an Elite Level

With more than 1,350 All-Americans across its sports through the years, it has been proven time and again that the greats play for Oklahoma State.

All-Americans by Sport

Entering the 2023-24 school year

Fall Sports

Men's Cross Country	63
Women's Cross Country	21
Soccer	12
Football	65

Winter Sports

Wrestling	483
Men's Basketball	30
Women's Basketball	4
Equestrian	43
Men's Track and Field - Indoors	93
Women's Track and Field - Indoors	61

Spring Sports

Men's Tennis	20
Women's Tennis	24
Women's Golf	30
Men's Golf	140
Softball	50
Baseball	79
Men's Track and Field - Outdoors	78
Women's Track and Field - Outdoors	56

Total across all sports 1,352



Heisman Trophy winner
Barry Sanders



Katarina Adamovic



German Fernandez



Oklahoma State Athletics Hall of Honor

The All-Time Greats

The highest honor the Oklahoma State Athletic Department can bestow upon its former student-athletes, coaches and staff is induction into the OSU Athletics Hall of Honor. Inductees are immortalized with a permanent display on the concourse level of Gallagher-Iba Arena, outside the O-Club room on the arena's west side.



OKLAHOMA STATE ATHLETICS HALL of HONOR

<i>Name</i>	<i>Primary Sport</i>	<i>Years at OSU</i>	<i>Inducted</i>
Neill Armstrong	Football	1943-46	1997
David "Buddy" Arndt	Wrestling	1941-46	2023
Sam Aubrey	Men's Basketball	1941-43; 1945-46; 1970-73	2006
A.L. Bennett	Men's Basketball	1942-43; 1945-48	2001
Justin Blackmon	Football	2009-11	2023
Doug Blubaugh	Wrestling	1955-57	2000
Jim Bolding	Men's Track and Field	1968-72	2000
Tommy Chesbro	Wrestling (coach)	1959-60; 1970-84	2006
Kendall Cross	Wrestling	1987-90	2006
Joe Dial	Men's Track and Field	1982-85	2002
Bob Fenimore	Football	1943-46	1996
Sandy Fischer	Softball (coach)	1979-2001	2022
Rickie Fowler	Men's Golf	2008-09	2023
Adrianna Franch	Soccer	2009-12	2022
Ed Gallagher	Wrestling (coach)	1916-40	1996
Walt Garrison	Football	1963-65	2000
Jackie Goodman	Women's Track and Field	1985-89	2001
Toby Greene	Baseball (coach)	1942-64	2011
Art Griffith	Wrestling (coach)	1941-56	1997
Eric Guerrero	Wrestling	1996-99	2011
Mike Gundy	Football (coach)	1986-89; 1990-95; 2005-present	2001
Cecil Hankins	Football	1944-45	2006
<i>Name</i>	<i>Primary Sport</i>	<i>Years at OSU</i>	<i>Inducted</i>
Labron Harris	Men's Golf (coach)	1947-73	1996
Don Haskins	Men's Basketball	1949-53	2000
Stanley Henson	Wrestling	1937-39	2007
Ralph Higgins	Men's Track and Field (coach)	1923-25; 1935-67	1997
Mike Holder	Men's Golf (coach)	1968-70; 1973-2005; 2005-21	1997

Oklahoma State Athletics Hall of Honor



The OSU Athletics Hall of Honor Class of 2022 included (L-R) coach Sandy Fischer (softball), AD Franch (soccer), Lindy Miller (men's golf), Andrea Riley (women's basketball) and Rashaun Woods (football)

<i>Name</i>	<i>Primary Sport</i>	<i>Years at OSU</i>	<i>Inducted</i>
Byron Houston	Men's Basketball	1988-92	2001
Henry Iba	Men's Basketball (coach)	1934-70	1996
Pete Incaviglia	Baseball	1983-85	1999
Jimmy Jackson	Wrestling	1975-78	2007
Don Johnson	Men's Basketball	1949-52	2011
Clinette Jordan	Women's Basketball	1985-89	2002
Jon Kolb	Football	1966-68	2001
Bob Kurland	Men's Basketball	1942-46	1996
Frank Lewis	Wrestling	1933-35	2001
Jim Lookabaugh	Football (coach)	1939-49	2007
J.W. Mashburn	Men's Track and Field	1955-57	2000
Bob Mattick	Men's Basketball	1951-54	2006
Joe McDaniel	Wrestling	1937-39	2002
Christine McMiken	Women's Track and Field	1984-86	2006
Lori McNeil	Women's Tennis	1981-83	2007
Lindy Miller	Men's Golf	1975-78	2022
Terry Miller	Football	1974-77	2006
Kenny Monday	Wrestling	1981-84	1999
Mark Moore	Football	1983-86	2011
Yolanda Odenyo	Soccer	2005-08	2023
Leslie O'Neal	Football	1982-85	1999
Bobby Pearce	Wrestling	1930-32	2006
Ann Pitts	Women's Golf (coach)	1973-2000	2023
Bill Platt	Baseball (broadcaster)	1958-95	2011
Bryant Reeves	Men's Basketball	1991-95	2000
Jesse "Cab" Renick	Men's Basketball	1938-40	1999
Allie P. Reynolds	Baseball	1936-38	1996

Oklahoma State Athletics Hall of Honor

Name	Primary Sport	Years at OSU	Inducted
Andrea Riley	Women's Basketball	2006-10	2022
Melanie Roche	Softball	1990-93	2011
Myron Roderick	Wrestling (coach)	1957-69	1997
Barry Sanders	Football	1986-88	1996
Jerry Sherk	Football	1968-69	2000
Val Skinner	Women's Golf	1979-82	1999
John Smith	Wrestling	1984-88; 1992-present	1996
Michele Smith	Softball	1986-89	2000
Pat Smith	Wrestling	1990-94	2002
Dick Soergel	Football	1957-59	1999
Eddie Sutton	Men's Basketball (coach)	1955-58; 1990-2006	1997
Ralph Tate	Men's Track and Field (coach)	1968-84	2007
Thurman Thomas	Football	1984-87	1997
Bob Tway	Men's Golf	1978-81	1999
Yojiro Uetake	Wrestling	1964-66	1997
Jack VanBebber	Wrestling	1929-31	2006
Robin Ventura	Baseball	1986-88	1999
Scott Verplank	Men's Golf	1983-86	2002
Gary Ward	Baseball (coach)	1978-96	2006
John Ward	Football	1967-69	2002
Shelby Wilson	Wrestling	1957-59	2023
Willie Wood	Men's Golf	1980-83	2011
Rashaun Woods	Football	2000-03	2022

Oklahoma State Athletics Hall of Honor Class of 2023



DAVID "BUDDY" ARNDT
Wrestling



JUSTIN BLACKMON
Football



RICKIE FOWLER
Men's Golf



YOLANDA ODENYO
Soccer



ANN PITTS
Women's Golf Coach



SHELBY WILSON
Wrestling

Learfield Directors' Cup



The Learfield Directors' Cup honors institutions and evaluates success in all sports, men's and women's. The Directors' Cup allows athletic departments to measure the success of each sports program evenly and does not weigh the success in one sport above the success in another.

Oklahoma State in the Learfield Directors' Cup

- OSU has finished in the top three in the Big 12 in eight of the last 10 years.
- Because Oklahoma State does not sponsor women's volleyball and does not get credit for its performance in equestrian, it has only 17 sports eligible for Learfield Directors' Cup scoring, while most others count points from 19 sports. Operating with a two-sport handicap, Oklahoma State has still finished in the top 25 nationally the last three years and has finished in the top three of the Big 12 each of the last five years.

OSU's 2022-23 NCAA Placements

(using Learfield Directors' Cup Scoring System)

Men's Cross Country	2nd
Equestrian [^]	3rd
Women's Cross Country	4th
Softball	5th
Men's Indoor Track and Field	6th
Women's Golf	11th
Men's Tennis	17th
Women's Tennis	17th
Wrestling	18th
Women's Indoor Track and Field	21st
Women's Outdoor Track and Field	22nd
Men's Outdoor Track and Field	27th
Baseball	33rd
Women's Basketball	33rd
Men's Golf	37th
Football	51st
Soccer	Did not place
Men's Basketball	Did not place

[^]As an NCEA sport (not NCAA), equestrian is not counted in OSU's actual Learfield Directors' Cup points total.


OSU in the Learfield Directors' Cup Standings since 1993-94

Year	Points	NCAA Rank	Big 12 Rank
1993-94	169.0	30	4
1994-95	209.0	25	4
1995-96	206.5	26	3
1996-97	188.5	29	4
1997-98	310.0	24	4
1998-99	280.0	28	3
1999-2000	340.5	49	7
2000-01	450.0	38	6
2001-02	411.0	45	7
2002-03	470.25	39	6
2003-04	496.0	36	5
2004-05	436.75	44	7
2005-06	516.5	30	4
2006-07	503.75	41	7
2007-08	588.25	33	5
2008-09	605.25	35	6
2009-10	618.75	33	6
2010-11	635.5	32	4
2011-12	512.0	42	5
2012-13	737.75	27	3
2013-14	867.0	22	3
2014-15	707.75	28	4
2015-16	957.25	13	2
2016-17	748.75	27	4
2017-18	683.75	32	3
2018-19	760.5	28	2
2019-20	Canceled, COVID outbreak		
2020-21	860.5	18	2
2021-22	752.75	23	3
2022-23	800.00	25	3

Learfield Directors' Cup Average National Finish, Big 12 Schools Since 2012-13

Lower numbers denote better performance

	5.70
	19.50
	24.30
	35.10
	38.30
	46.20
	48.20
	49.80
	59.80
	63.40
	84.40
	85.10
	87.40
	133.10



Phillips 66 Bedlam Series



The Bedlam Series is calculated by straight wins and losses in head to head competition. In sports where there is no head to head matchup, the Big 12 Championship final standings are used.

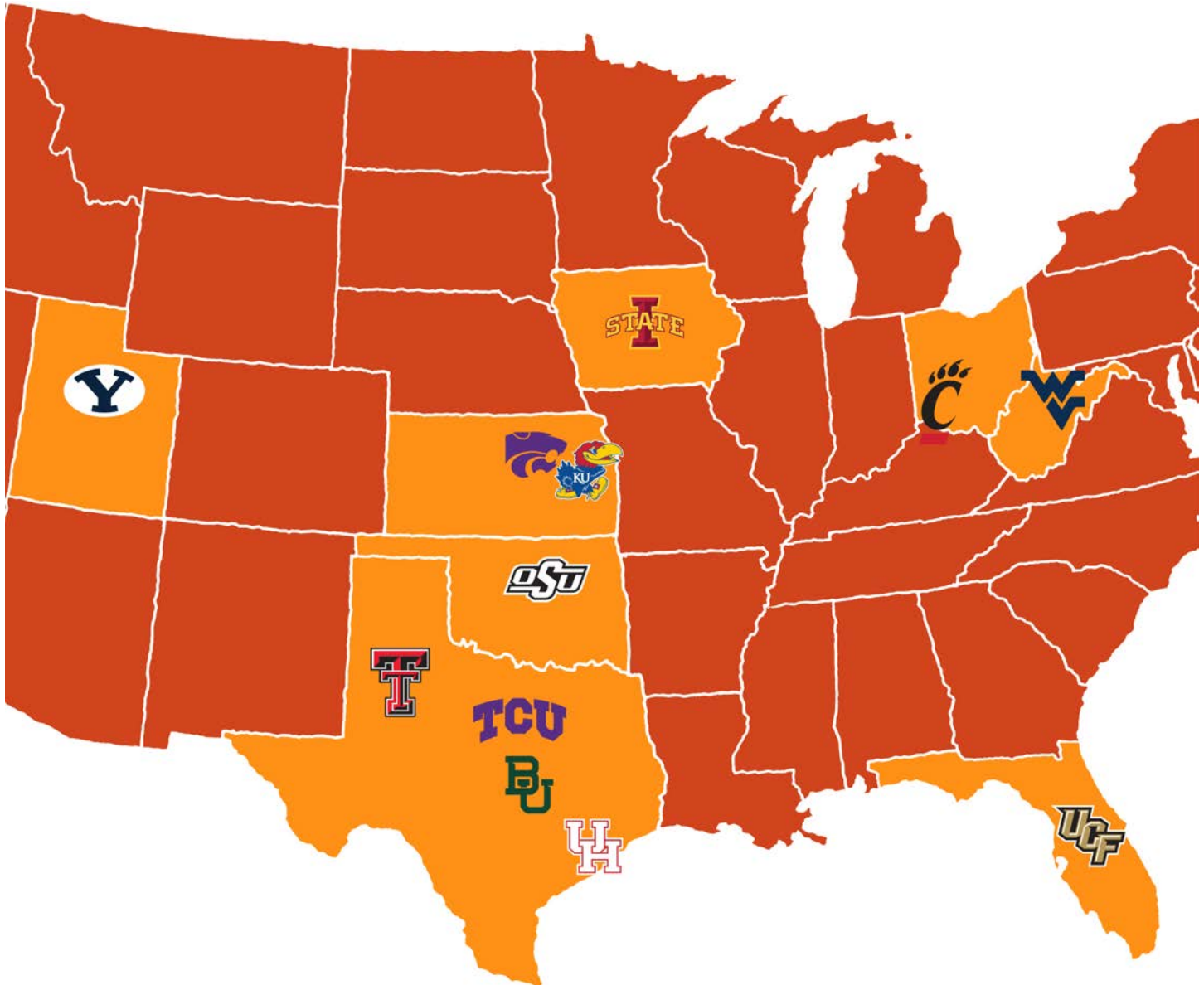
While Oklahoma State and Oklahoma have been in competition for more than 100 years, the all-sports Bedlam Series did not come into existence until the 1999-2000 academic year. Oklahoma State leads the annual Bedlam Series, 12-11-1. OU controlled the early years of the Bedlam Series, but with Bedlam victories in eight of the last 10 years, OSU has since become the superior school in direct competition.



Year	Winner	Score
1999-2000	Oklahoma	12-7
2000-01	Oklahoma State	9.5-8.5
2001-02	Oklahoma	10-9
2002-03	Oklahoma State	12-7
2003-04	Oklahoma	10.5-8.5
2004-05	Oklahoma	10.5-8.5
2005-06	Oklahoma	10-7
2006-07	Oklahoma State	10-7
2007-08	Oklahoma State	11-10
2008-09	Oklahoma	13-11
2009-10	Oklahoma	15-12-1
2010-11	Oklahoma	16-12
2011-12	Oklahoma	15-14
2012-13	Oklahoma	14-12-1
2013-14	Oklahoma State	17-13
2014-15	Oklahoma State	17-11
2015-16	Oklahoma State	15-14
2016-17	Oklahoma State	14-12
2017-18	Oklahoma State	18-10
2018-19	Oklahoma	14-12
2019-20	Oklahoma State	8-5-1
2020-21	Oklahoma State	23-12
2021-22	Oklahoma State	17-16
2022-23	Tied	14-14-1

All time	Oklahoma State leads	12-11-1

The Big 12 Conference



BIG 12 CONFERENCE

The Big 12 enters its 28th year as one of the nation's premier athletic conferences under the direction of Commissioner Brett Yormark. In his brief time at the helm, Yormark has elevated the Conference to new heights, placing an emphasis on marketing, brand building and storytelling that has resonated across the college athletics landscape.

The Big 12 is comprised of 14 institutions after welcoming BYU, UCF, Cincinnati and Houston on July 1, 2023. TCU and West Virginia were the first new additions since inception when they joined the league on July 1, 2012. Baylor, Iowa State, Kansas, Kansas State, Oklahoma, Oklahoma State, Texas and Texas Tech are legacy members.

In the first year of his tenure, Yormark executed a media rights deal with ESPN and Fox that will run through 2030-31 while leading a revamp of the Big 12 Football and Basketball Championships that resulted in revenue and digital engagement highs. He has taken an innovative approach to ensure the Conference resides in places it has never been before including creating the first Big

The Big 12 Conference


12 Business Advisory Board. Other highlights are executing a partnership with the National Football League to operate a conference-wide Pro Day, teaming up with New York City Parks Department for a summer activation at historic Rucker Park, and bringing celebrity talent such as Fat Joe, Ashanti, Shaq and DJ Khaled into the Big 12 marketing fold. "Big 12 Homecoming" will debut during the 2023 football season at the four new members' campuses with additional conference members featured in future seasons.

The 2022-23 academic year saw the Conference reach new frontiers with TCU becoming the first league school to reach the College Football Playoff National Championship game. Texas captured the NCAA Women's Volleyball title as well as the Women's Outdoor Track & Field national championship. Oklahoma earned its second straight NCAA Women's Gymnastics trophy and was crowned Women's College World Series champions for the third consecutive season. NCAA Championship runner-up finishes were notched by Oklahoma State Men's Cross Country, Texas Women's Swimming & Diving and UT Women's Indoor Track & Field. NCAA individual titles were collected by 23 student-athletes. The Big 12 tied its own record as the only league to place 70 percent of men's basketball teams in the NCAA Championship and 80 percent of football squads in bowl games in the same academic year, also accomplishing the feat in 2017-18.

The Big 12 office is located in Irving, Texas.

Key Highlights

- ▶ Home of 81 NCAA team titles and 742 individual national championships, as of July 1, 2023.
- ▶ Big 12 institutions create a league that encompasses eight states, three time zones and a combined population of over 79.3 million.
- ▶ The league sponsors 23 sports. Men's squads include baseball, basketball, cross country, football, golf, indoor track & field, outdoor track & field, swimming & diving, tennis and wrestling. Women's teams are fielded in basketball, cross country, equestrian, golf, gymnastics, indoor track & field, outdoor track & field, rowing, soccer, softball, swimming & diving, tennis and volleyball.
- ▶ The Conference currently conducts postseason championships for 22 of its 23 sports.
- ▶ Entering the 2023-24 academic year, the Big 12 has over 800 Academic All-America recipients.
- ▶ National academic accolades have always been strong in the Big 12. Charlie Kolar (Iowa State) was the recipient of the 2021 William V. Campbell Trophy, known as the Academic Heisman. He is the Big 12's fifth honoree since 2000. Since 1996, the Big 12 has 14 recipients of the NCAA Today's Top 10 award. This prestigious honor recognizes former student-athletes for their success on the fields and courts, in the classroom and in the community. In the last 13 seasons, 27 student-athletes were recipients of the NCAA Elite 90 award.
- ▶ Big 12 Commissioner Brett Yormark announced the formation of a Business Advisory Board to collaborate and help co-author the Conference's business strategy. The Board is comprised of some of the most successful leaders from a variety of fields – entertainment, finance, consumer brands, technology, media and more – that bring a wealth of knowledge and expertise in building global brands and dynamic businesses.



Name, Image and Likeness and POSSE STAR Fund

Oklahoma State is at the very forefront of the Name, Image and Likeness era of college sports and has the accolades to prove it.

OSU was the only Big 12 school recognized as a national finalist for Best Institutional Program at the inaugural NIL Awards at the INFLCR NIL Summit in 2022.

OSU's reputation as an NIL leader was earned not through hype, but through planning and then executing a strategy that placed maximizing NIL opportunities for student-athletes as the top priority.

A sampling of what NIL looks like at Oklahoma State:

► OSU Athletics partnered with the renowned Spears School of Business to form the best-in-class Brand Squad – a group of business students who help connect OSU students with NIL partners at no cost to the students.

► OSU Athletics appointed Barry Hinson as Associate Athletic Director for Name, Image and Likeness – a new position geared specifically toward identifying and promoting NIL opportunities for its student-athletes.

► OSU partnered with industry leader Altius Sports to provide a national perspective and guidance to OSU's NIL programming.


► OSU partnered with the Brandr Group, One Team and Fanatics to create group licensing opportunities for its student-athletes, such as selling jerseys and other merchandise co-branded with official OSU marks and the student-athletes' name, image and likeness.

► OSU was an early adopter in partnering with INFLCR as a way of helping student-athletes with their individual brand-building efforts through the use of professional-quality photos and videos.

► OSU provides ongoing rules education to the nonprofit collective Pokes with a Purpose, which pairs OSU student-athletes with local charities in a way that enables the student-athletes to use their name, image and likeness to raise awareness and funds for causes of their choosing.

► OSU Athletics has a standing NIL committee that meets weekly to identify, discuss and pursue NIL opportunities and partnerships that benefit its student-athletes.

► While it is not directly tied to NIL, OSU launched the POSSE Star Fund to provide student-athletes with additional education-related benefits including direct financial support in the form of academic achievement awards, up to the legally established maximum of \$5,980 per year. In order to receive the full allotment, student-athletes must go through financial planning and education provided through a partnership between OSU Athletics and Simmons Bank.



Barry Hinson
Director of NIL



Haneen Rashwan
Assistant Director

The OSU NIL marketplace by Opendorse makes it easier than ever for fans and potential name, image and likeness partners to browse and connect with OSU student-athletes by visiting okstate.com/marketplace

Student-Athlete Leadership and Professional Development

Every athletic department has a goal of winning championships, which is something we know a thing or two about there at Oklahoma State. A quick glance to the rafters in Gallagher-Iba Arena illustrates that.

But in addition to banners, developing the next generation of leaders away from the field is a priority for OSU Athletic Director Chad Weiberg, and he made that clear with a key hire just weeks after taking the reins last July.

Jawauna Harding re-joined the OSU Athletics family to head up our new Student-Athlete Leadership and Professional Development office, which is charged with building initiatives and programming focused on career development, leadership and experiential learning, as well as diversity and inclusion resources for the Cowboys and Cowgirls.

Her goal is to enhance the student-athlete experience and ensure that each student-athlete is ready to take the next step once their athletic career in Stillwater has come to a close. Through one-on-one meetings, guest speakers and special events, each student-athlete will learn resume building, career development tools and receive support in finding a job.

Conversely, Harding worked with the OSU Office of Career Services (Hire-OSUGrads.com) to teach businesses what they're getting when they hire a student-athlete.

"Oklahoma State student-athletes have sought-after skills and experiences that organizations need like teamwork, adaptability, and time management," said Harding. "Our student-athletes have experienced organizational leadership systems and have been immersed in them their entire lives. For us, it is important that companies see value in providing experiences, such as jobs and internships, to help our athletes transition their skills into a professional career."

To promote leadership inside the Athletics Center, Harding worked closely with OSU's Student-Athlete Advisory Committee, better known as SAAC, to encourage student-athlete-led projects that benefit the community and the players themselves. In April, Harding worked with SAAC members to distribute over \$5,000 to Oklahoma teachers to help promote mental health and cultural diversity in the classroom.



"SAAC here at Oklahoma State represents the voice of the student-athlete," said Cowgirl soccer defender and SAAC rep Summer Chaffin. "It's about coming together with the administration to make the student-athlete experience better, and I'm glad I'm a part of it."

Harding spent more than 12 years working directly with OSU student-athletes and alumni through OSU's Office of Career Services. A current member of the athletic department Diversity and Inclusion Council, Harding serves as OSU Athletics' Diversity and Inclusion Designee to the Big 12 Conference and other national organizations and helps support OSU's vision for diversity, equity and inclusion.

Harding graduated from OSU in 2006 with a degree in journalism and broadcasting with an emphasis in public relations. After working for a non-profit in Oklahoma City, Jawauna returned to her alma mater in October of 2008 and has been working to enrich the student-athlete experience ever since.



Networking and Career Planning

Financial Literacy

Suiting up for Success

Speaker Series

Mental Health and Wellness

Oklahoma State student-athletes have access to Dr. Trevor Richardson, who moved to the athletic department after more than 10 years on campus as part of OSU Counseling Services.

For Richardson, a two-time Oklahoma State graduate, being a mental health resource for OSU student-athletes is not just his profession, it's personal.

Richardson is part of a four-person team of trained mental health professionals at Oklahoma State dedicated to serving the needs of OSU student-athletes. Most schools have just one - if any - mental health professionals on full-time staff.

The team's approach to mental health is built through relationships and providing ongoing support.

"Around here, we like the old proverb of if you give a person a fish, you'll feed them once. If you teach them to fish, you'll feed them for a lifetime," Richardson said. "That's kind of how we approach mental health - we want to equip our people with knowledge and strategies they can use long into the future."

There is a misconception that seeking help in the area of mental health is a sign of weakness. Richardson said that is not the case.

"It's a sign of strength to ask for help in mental health because it shows you are secure in yourself," Richardson said. "This is about courage. People who take part in this process show courage and sometimes they view it as a sign of weakness because of what they've been conditioned to think. When you run from something that needs to be addressed, sooner or later it catches up with you. To sit down and take that big, scary, unpleasant thing on and talk with someone about it, that takes real courage."



Honoring Academic Success



Jojo Roberson (equestrian) and Tom Hutton (football) were honored as OSU's 2023 Scholar-Athletes of the Year.



Morgyn Wynne (softball) was honored as an OSU Senior of Significance in 2023.

The Oklahoma State Scholar-Athlete of the Year Award acknowledges the remarkable character and performance of one male and one female student-athlete. As the highest honor presented among OSU student-athletes, this award reflects exemplary performance in academic endeavors, athletic activities, and a commitment to community engagement. The award recognizes exceptional character of the student-athlete and a remarkable dedication to academic performance.

The award was initially presented in 1994 as the OSU Student-Athlete of the Year, but the title changed to OSU Scholar-Athlete of the Year in 2015.

OSU Student-Athlete of the Year Award Winners

Year	Male	Female
1994	Alan Bratton, Golf	Charlotta Eliasson, Golf
1995	Rafael Denson, Football	Lanny Whiteside, Golf
1996	Trip Kuehne, Golf	Stacy Coffey, Basketball
1997	Mark Branch, Wrestling	Kym Hazzard, Tennis
1998	Steven Schmidt, Wrestling	Cheri Edwards, Basketball
1999	Josh Holliday, Baseball	Kourtney Bower, Basketball
2000	Jeff Ragan, Wrestling	Jennifer Crow, Basketball
2001	Mark Munoz, Wrestling	Maria Boden, Golf
2002	Fran Krepelka, Tennis	Jenny Kipp, Softball
2003	Kyle Eaton, Football	Lauren Bay, Softball
2004	Johnny Thompson, Wrestling	Luann Ulrich, Equestrian
2005	Joey Graham, Basketball	Valentina Medina, Track/Cross Country
2006	Zack Robinson, Golf	Lauren Colwell, Soccer
2007	Darnell Smith, Football	Lauren Simmons, Tennis
2008	Nathan Morgan, Wrestling	Niccole Grimaldi, Soccer
2009	Ryan Vail, Track/Cross Country	Yolanda Odenyo, Soccer
2010	Oleksandr Nedovyesov, Tennis	Leah Kuehn, Equestrian
2011	Brandon Weeden, Football	Mariah Gearhart, Softball
2012	Colby Lowe, Track/Cross Country	Krista Lopez, Soccer
2013	Clint Chelf, Football	Natalja Piliusina, Track/Cross Country
2014	Chris Perry, Wrestling	Jenna Blumer, Equestrian



OSU Scholar-Athlete of the Year Award Winners

Year	Male	Female
2015	Christien Sager, Basketball	Katy Krshka, Equestrian
2016	Jordan Niebrugge, Golf	Justine Peters, Equestrian
2017	Zachary Olsen, Golf	Courtney Dike, Soccer
2018	Britton Abbott, Football	Stephanie Ferrante, Track/Cross Country
2019	Cole Verble, Track & Field	Sofia Blanco, Tennis
2020	Trey Reeves, Basketball	Hannah Janson, Equestrian
2021	Joshua Anadu, Track and Field	Ariane Ballner, Track and Field
2022	Alex Hale, Football	Stephanie Helsen, Equestrian
2023	Tom Hutton, Football	Jojo Roberson, Equestrian



The Cowboy Choice Awards





Maria Taylor hosted the inaugural Cowboy Choice Awards.



A Night to Shine

Oklahoma State student-athletes walk the orange carpet at the Cowboy Choice Awards, which has become a highly-anticipated event on the annual calendar, in part because of the awards themselves and in part because it is an opportunity for student-athletes from all sports to come together off the field for a fun and enjoyable evening.



Fan Support



Oklahoma State has a passionate fanbase that appreciates success across all sports and as a result, OSU enjoys an overwhelming advantage when playing at home.





Stillwater, Oklahoma



America's Friendliest College Town

Why yes, we really do believe Stillwater, Oklahoma is the place where smiles from strangers are abounding and hometown hospitality is a way of life. Our welcoming spirit is rooted in our Oklahoma history, the diversity forged by Oklahoma State University, and even community hardships that have spurred our strength and camaraderie.

We hope you soak up the vibrancy of our historic downtown, explore Oklahoma State University's stunning campus, dive into our Red Dirt music scene and discover America's Friendliest College Town!

Noting Stillwater

Located in Payne County in north central Oklahoma, Stillwater has easy access (less than one hour drive) to both Oklahoma City and Tulsa.

Stillwater Regional Airport features multiple daily flights to and from Dallas Fort Worth Airport.


The population of Stillwater is about 50,000 and with Oklahoma State University as its heart, it comes as no surprise that approximately 50 percent of Stillwater residents age 25 years or older have a bachelor's degree.

Average Climate

Spring: 46-72 degrees
Summer: 69-91 degrees
Fall: 48-73 degrees
Winter: 26-50 degrees

Annual Precipitation

38.3 inches



VisitStillwater.org

America's Greatest Homecoming



OSU's very first Homecoming was held as part of the Harvest Carnival in the fall of 1913, but it wasn't until seven years later that the OSU Alumni Association hosted its first official Homecoming celebration. On October 30, 1920, 90 Oklahoma A&M alumni returned to Stillwater for festivities including the Aggie football game plus a dance and a dinner hosted by Alumni Association President Monroe Otey.

Of the 90 alumni in attendance, 50 were from the Stillwater area and 40 were from out of state. It was also in the '20s the now-famous tradition of house decorations began when sororities started to decorate their doorways.



In 1930, the first ever Homecoming Parade, a mile long, made its way down Main Street. More than 17,000 alumni returned to Oklahoma A&M that year to renew old friendships and show their pride in the Orange and Black.

In 1942 and 1944, Homecoming was combined with Dads' and Mothers' days and sponsored by the YMCA, YWCA, Dads' and Mothers' Day Association and the Alumni Association. The combination was a result of World War II and impending gas rationing to occur. Even with the gas rationing and cutbacks on parade floats, decorations and visiting bands, the football game and reunion functions were still well attended.



Following the war in 1946, there was a record attendance of 20,000 alumni and the largest parade was held including more than 50 floats, six bands and other community entries. Over time, the size of the house decorations overtook those of parade floats. In 1966, vehicles were abandoned and onlookers tried a new experiment - they simply "walked around" to view the decorations. Three years later, house decorations began being judged and scored.

New events like the Sign Competition, Football Frenzy and Chili Cook-Off were added in recent decades. Since that time, the event has grown and today is recognized as "America's Greatest Homecoming Celebration," drawing more than 80,000 alumni back to campus each year.

CASE International (Council for Advancement and Support of Education) has recognized OSU's Homecoming as a Seal of Excellence recipient. This is the highest award given by CASE in the field of Alumni Relations. This prestigious award is given only to programs that serve as models for others. OSU was recognized for the widespread participation and outstanding organization of its Homecoming program.

Most recently, the Homecoming celebration has launched onto the world wide web with photo albums, video highlights and live streams of Walkaround and the Sea of Orange Parade.

In 2010, the OSU Alumni Association began fundraising for the \$3 million Homecoming and Student Programs Endowment as part of the \$1 billion Branding Success campaign. OSU is one of the only schools left in the nation with an event like Walkaround, and once fully funded, the endowment will ensure future generations of Cowboys will be able to experience "America's Greatest Homecoming Celebration" as we know it today.

OSU's Homecoming is presented by the OSU Alumni Association and is planned by the student-driven Homecoming Executive, Steering and Big committees. OSU's Homecoming is a longstanding, exciting and colorful tradition for both campus and community.

For more information, visit ORANGECONNECTION.org/homecoming.

Oklahoma State Spirit

The Cowboys

Dating back to the 1890s, Oklahoma A&M sports teams had been referred to as Agriculturists or Aggies, the Farmers, and officially but unpopularly, the Tigers. But by 1924, Charles Saulsberry, sports editor of the *Oklahoma City Times*, and other writers who regularly covered college events, had begun to refer to Stillwater's teams as the A&M Cowboys. Reporters' constant search of colorful synonyms started sprinkling Cowpokes, Pokes, Waddies, Cowpunchers and Punchers in conversation. "Cowboys" had a Southwestern flavor and flair that fit like a favorite pair of boots.

The Athletic Council authorized athletics director Edward C. Gallagher to have 2,000 balloons printed, "Oklahoma Aggies—Ride 'Em Cowboy" for sale at football games in 1926.

Pistol Pete

(excerpt from text written by Lance Millis)

Around 1923, when Oklahoma A&M College was searching for a new mascot to replace its tiger (copied along with the school's orange and black colors, from university founders who hailed from Princeton), a group of students saw Frank Eaton leading the Armistice Day Parade. He was approached to see if he would be interested in being the model for the new mascot, and he agreed. A likeness was drawn and began to be used on sweatshirts, stickers, etc., and a tradition was born.

That caricature was the basis for what is used today as the official Oklahoma State University mascot. For 35 years, the crusty old cowboy was a living symbol of OSU, representing the colorful past of the area. As such, he would attend OSU athletic events, building dedications, etc., and sign autographs, pose for photographs and reminisce about the Old West with anyone who would listen.

To this day, his likeness is a visible reminder of the Old West to literally millions of people yearly as a symbol of colleges whose mascots pay homage to the cowboy. Each year, OSU students tryout for



Frank Eaton - the original Pistol Pete

Pistol Pete. A panel of former "Petes" judge the tryouts and select the two best candidates based on an interview, a mime, and posing as mascot in different "game situations." The two who are selected split the approximately 500 appearances annually. These appearances include all athletic events, pep rallies, business openings, weddings, birthday parties, and public school events.

Frank Eaton - Before Pistol Pete

"My boy, may an old man's curse rest upon you, if you do not try to avenge your father...You must never stop until they are all accounted for!" These words, according to one of Eaton's many stories, were spoken by a family friend following the brutal murder of his father, and guided the formative years of Frank's life.

Born in 1860, in Hartford, Connecticut, Frank moved with his family to Kansas shortly after the close of the Civil War. When Frank was eight years old, his father, a former Union soldier, was shot and killed by a group of lawless former Confederates. Frank was a witness to the murder and each of the murderers' faces was imprinted in his memory.

After being challenged to avenge his father's death by Mose Beaman, (the family friend), Frank set out to learn how to handle guns. Mose gave

him a gun and holster, and taught him how to handle and shoot guns. Frank quickly learned to "shoot a snake's head off with either hand". During the next few years, Frank's days were spent helping his mother with chores and practicing shooting. With each passing year, he became faster and more accurate with his guns.

When Frank was 15, he learned of the location of one of his father's killers. After deciding it was almost time to set out on his mission, Frank wanted to make sure his shooting skills were good enough. He decided to visit Fort Gibson, a cavalry fort, to try to learn more about handling a gun. There he competed with the cavalry's best marksmen, beating them each time. After many competitions, the fort's commanding officer, Colonel Copinger gave Frank a marksmanship badge and a new name. From that day forward, Frank would be known as Pistol Pete.

Bullet

The Oklahoma State University Cowboys have many symbols of their western heritage, but none is more appropriate than their mascot, Bullet. The Spirit Rider program debuted in 1984 with the first few Spirit Riders providing their own horse to serve as mascot for the OSU Cowboys.

However, in 1988, Stars Parr Money was donated to the OSU Athletic Department to be used specifically as the mascot. Since that time, Bullet has delighted crowds with his traditional sprint across the football field following every Cowboy touchdown. The heart of the Cowboy Spirit Rider Program, Bullet is not only seen at Boone Pickens Stadium and other OSU football games, he's made appearances at local elementary schools, parades, rodeos and other special events, including the opening ceremonies of the Oklahoma State Special Olympics.

The tradition of the Spirit Rider can be attributed to the late Eddy Finley, who wanted to promote school spirit the "cowboy way," on horseback. Since that time, additional support has come for the Spirit Rider and Bullet, much of it due to Finley's hard work. A horse trailer, custom-tooled saddle and uniform dress for the Spirit Rider and ground crew have been donated to OSU. In honor of the Spirit Rider and its tradition, Jim Hamilton sculpted the Spirit Rider bronze statue that sits just south of the Greenwood Tennis Center.



Bullet is a regular part of the Cowboy football game day experience.



THE PROGRAM



The Person and the Player



If you ask people around Oklahoma State what makes this place unique, the answer you're most likely to get is that OSU and Stillwater just "feel like home" and there's a sense of family and belonging that makes this place special.

It shows up in how youngsters all around Stillwater look up to Cowboy football players as role models and treat them as if they are titans when they see them around town.

It shows up in the local restaurants and businesses - nearly all of which have some kind of Cowboy football-related memorabilia on display, whether it be a replica OSU helmet on a desk, a poster on a wall or a signed photo or jersey in a frame.

It shows up because the OSU and Stillwater communities believe in what's happening within the program. They believe because they know there is more to Oklahoma State football than what happens on the field.

Let's explain.

A good place to start is the football facility within Boone Pickens Stadium - a space the players and staff inhabit every day. Throughout that facility are signs highlighting concepts that the program places a high value on, such as controlling the things that you can control and being respectful to others. They celebrate foundational traits such as effort, focus, toughness and leadership. They remind passers-by to never show fear, frustration or fatigue.



A regularly-discussed concept within the program is "The Person and the Player", because the person will always outlast the player. Starting in 2017, OSU launched its Cowboy Football Development Conference and has brought in respected guest speakers to provide knowledge and guidance to the team on a variety of topics, such as managing personal finances, making the transition to life after football, the best ways to make valuable contacts, being a well-rounded person and much more. Personal development isn't just restricted to an annual conference, however. In fact, after nearly every practice, head coach Mike Gundy addresses the team and spends far more time sharing life lessons and practical advice than he does breaking down what happened between the lines.



Looking purely at performance, so much of the transformational growth and development enjoyed by Cowboy football players happens within the west end zone of Boone Pickens Stadium, where one of the most highly-respected athlete performance coaches in America takes players to new heights. With more than 30 years of experience to his credit, Rob Glass remains at the top of the field thanks in part to always-evolving research and application of new ways to get players to grow and reach higher levels. He and his staff provide cutting-edge technology, equipment and techniques in the weight room, dietary guidance, sleep aids and a variety of other elements that all point to the same goal - helping Cowboy football players perform at their highest level.

With that as the foundation, OSU football players have every opportunity to grow and develop faster than those at other schools and why it's common for the Pokes to finish higher in the national rankings and Big 12 standings than they are picked in the preseason by recruiting "experts" or by media pundits.

While the Cowboys have enjoyed their share of on-field success, they've also been outstanding in the area of academics.

Take into consideration that more than 460 Gundy-era players have graduated from OSU.

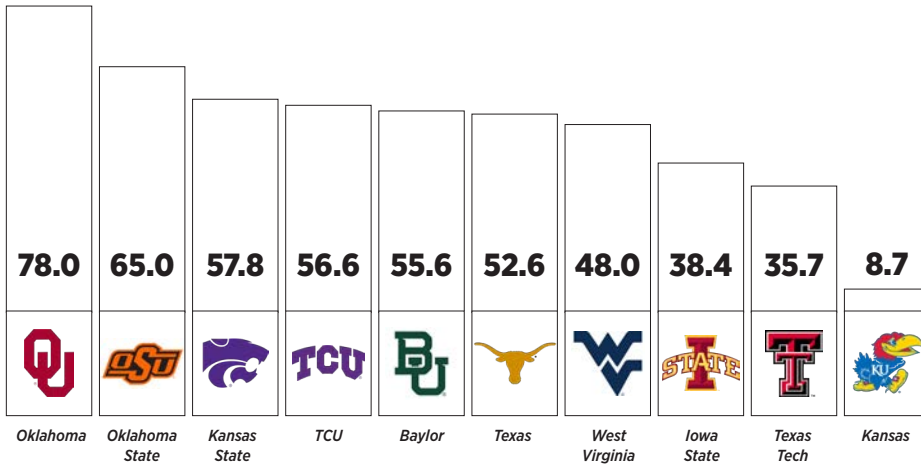


In 2021, Oklahoma State football finished with its third-highest NCAA Academic Progress Rate (APR) score since the NCAA began reporting data in 2004-05. In 2020, OSU led the Big 12 with a multi-year score of 979. The year prior, Cowboy football posted a program-best multi-year APR of 982. In 2018, Oklahoma State was one of only five FBS programs to earn the AFCA's Academic Achievement Award.

The Person and the Player

Consistent Big 12 Power

OSU's winning percentage in Big 12 games since 2010 ranks second in the league.



Cowboy football posted a perfect single-year APR of 1,000 that same year.

The Cowboys led the Big 12 and set a then-program record with 20 first-team Academic All-Big 12 selections in 2017. They followed that with a conference-best and then-school-record 26 overall Academic All-Big 12 honorees in 2018 and 20 honorees again in 2019. OSU followed that in 2020 with a then-league football record of 28 first-team selections and a school record with 43 total selections, and then matched it with 28 first-team selections again in 2021 and exceeded it with 29 in 2022.

OSU has seven total selections to the CoSIDA Academic All-America team since 2016 to rank among the Power Five leaders during that timeframe.

Cowboy Back Britton Abbott and running back Justice Hill were honored as part of the 2018 Google Cloud Academic All-America Division I football team, selected by the College Sports Information Directors of America (CoSIDA). It marked the second consecutive season for both Abbott and Hill to be honored on the team as they became the sixth and seventh two-time recipients in OSU history. Additionally, OSU was one of just five schools in FBS with multiple honorees in 2018.

On top of his Academic All-America honor, Hill was also selected as the 2018 Big 12 Football Scholar-Athlete of the Year.

In addition to joining Abbott and Hill on the Academic All-America team in 2017, center Brad Lundblade was one of 10 finalists for the 2017 National Football Foundation Campbell Trophy, which is also known as the Academic Heisman. Additionally, he was one of only three student-athletes who represented the Big 12 Conference on the NCAA Autonomy Governance Committee in 2017.

It's hard to produce that kind of fruit in a short period of time, so Gundy's longevity and staying power have both factored into OSU's success.

Gundy is the second-longest tenured coach at his active school in the FBS, trailing only Kirk Ferentz at Iowa and tying Kyle Whittingham at Utah. His 95 career wins in Big 12 Conference games entering 2022 ranks fourth in the history of the league, trailing only Bob Stoops, Mack Brown and Bill Snyder.

So what do those things put together mean?

It means that there is plenty of tangible evidence to show why people believe in the Oklahoma State football program.



Academic Success

Academic Notes

In addition to performing at a high level on the field, the Cowboys are performing at a high level in the classroom as well, especially recently.

Through the spring semester of 2023, more than 460 OSU football student-athletes have earned their degree since Mike Gundy took over as head coach. The graduates from the 2022 team:

- | | |
|-----------------------|-------------------|
| Sione Asi | Benjamin Kopenski |
| Cole Birmingham | Tyler Lacy |
| Lamont Bishop | Brock Martin |
| Tanner Brown | Rylan McQuarters |
| Braden Cassity | Joseph Michalski |
| Brendon Evers | Jabbar Muhammad |
| Sean Michael Flanagan | Xavier Ross |
| Trace Ford | Jake Schultz |
| Alex Hale | Jacob Springfield |
| Matt Hembrough | Quinton Stewart |
| Vance Hooper | CJ Tate |
| Thomas Hutton | Tracin Wallace |
| Tyren Irby | Hunter Woodard |
| Isreal Isuman-Hundley | Zeke Zaragoza |
| Braydon Johnson | |

The Oklahoma State football program had a conference-best 29 players earn first-team selections to the 2022 Academic All-Big 12 team, while four more garnered second-team honors to combine for 33 total spots on the team.

The eight highest totals for first-team Academic All-Big 12 selections in OSU football history have come in the past seven seasons, as OSU had 13 in 2015, 12 in 2016, 20 in 2017, 13 in 2018, 16 in 2019, 28 in 2020, 28 in 2021 and 29 in 2022.

Cowboy football's 2022 Academic All-Big 12 honorees:

- | | |
|-----------------------|----------------------|
| Sione Asi | Parker Robertson |
| Clayton Barbour | Eli Russ |
| Constantino Borrelli | Jake Schultz |
| Jaden Bray | Jake Springfield |
| Cale Cabiness | Logan Ward (4.0 GPA) |
| Braden Cassity | Ty Williams |
| Kendal Daniels | Preston Wilson |
| Caleb Etienne | Hunter Woodard |
| Trace Ford | Zeke Zaragoza |
| Raymond Gay II | |
| Bryson Green | |
| Gunnar Gundy | |
| Alex Hale (4.0 GPA) | |
| Matt Hembrough | |
| Tom Hutton | |
| Aden Kelley (4.0 GPA) | |
| Ben Kopenski | |
| Brock Martin | |
| Joe Michalski | |
| Zach Middleton | |
| Jaden Nixon | |
| Collin Oliver | |
| Brennan Presley | |
| Jordan Reagan | |

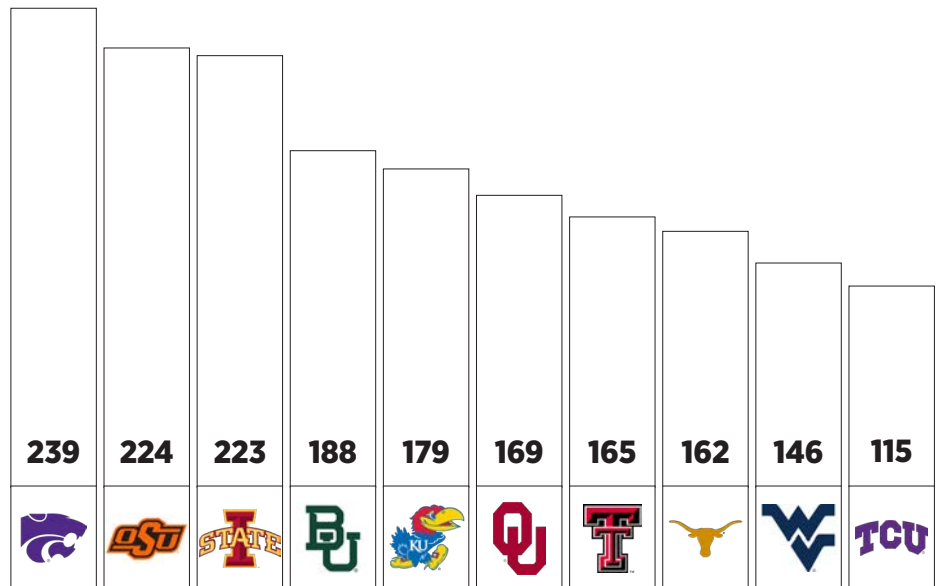
Academic All-America

Britton Abbott was a two-time selection to the CoSIDA Academic All-America team.



Academic All-Big 12

In the last eight seasons, Oklahoma State has amassed 224 Academic All-Big 12 honors.



Academic Success

Scholar-Athlete

Running back Justice Hill was the 2018 Big 12 Football Scholar-Athlete of the Year.



Perfect 1,000 APR Score

- ▶ In 2018, Oklahoma State was one of only five FBS programs to earn the AFCA's Academic Achievement Award. Cowboy football posted a perfect score of 1,000 on the NCAA Academic Progress Rate (APR) that same year. Also in 2018, the Cowboys led the Big 12 and set a program record with 26 overall Academic All-Big 12 selections.
- ▶ Using data released in 2020, the Oklahoma State football program led the Big 12 and ranked 21st among all Power Five Conference schools nationally with a multi-year APR of 979.
- ▶ Using the data released in 2019, the Oklahoma State football program's multi-year APR of 982 ranked second in the Big 12 and tied for 15th among all Power Five schools. It is the highest multi-year rate that OSU football has achieved since the NCAA started recording data in 2004-05.
- ▶ OSU has seven total selections to the CoSIDA Academic All-America team since 2016, ranking among the Power Five leaders during that timeframe.
- ▶ Cowboy Back Britton Abbott and running back Justice Hill were honored as part of the 2018 CoSIDA Academic All-America team. It marked the second consecutive season for both Abbott and Hill to be honored on the team as they became the sixth and seventh two-time recipients in OSU history. Additionally, OSU was one of just five schools in FBS with multiple honorees in 2018.
- ▶ On top of his Academic All-America honor, Hill was also selected as the 2018 Big 12 Football Scholar-Athlete of the Year.
- ▶ In addition to joining Abbott and Hill on the Academic All-America team in 2017, center Brad Lundblade was one of 10 finalists for the 2017 National Football Foundation Campbell Trophy, which is also known as the Academic Heisman. Additionally, he was one of only three student-athletes who represented the Big 12 Conference on the NCAA Autonomy Governance Committee in 2017.
- ▶ The most recent multi-year rate released in 2022 showed a still-impressive mark of 973.

Football Graduates

Through the spring semester of 2023, a total of 469 football players have graduated from Oklahoma State under Mike Gundy.



Boone Pickens Stadium



Boone Pickens Stadium

Stillwater, Okla. | Capacity - 53,855 | Built - 1919 | Rededicated - 2009

Largest Crowd - 60,218 vs. Baylor, 2013
Amenities - 123 suites, 3,500 club seats
Surface - FieldTurf Vertex CORE (Installed in 2022)

“The easy comparison is to the way things used to be at Stillwater. Anyone who remembers the aging stadium that was can’t help but be overwhelmed by the changes. But the better comparison is to Oklahoma State’s peers in Top 25 football programs. **Put simply: There’s not a better facility anywhere.** Plenty of new facilities have been built, and many are filled with bells, whistles and the latest gizmos and gadgetry. Very few are designed as well as Boone Pickens Stadium’s facility. From top to bottom – literally, from the coaches’ offices to the locker room and other player areas -- it is fabulous but very functional. Those terms don’t always go together; in Stillwater, they mesh seamlessly.”

- George Schroeder, USA Today

Boone Pickens Stadium

The relocation of the Cowboy football operations to the West End Zone in the summer of 2009 punctuated one of the largest building projects in recent NCAA history. And the result is the home of Cowboy football.

Boone Pickens Stadium is now a state-of-the-art facility that not only provides Oklahoma State football with a unique game-day environment and a roaring home-field advantage, but also with unrivaled facilities for daily operations located in incredibly convenient proximities.

Boone Pickens Stadium officially opened a new south side in 2004, a new north side in 2006 and in 2009 put the wraps on the west end zone project. And while the new digs put OSU on the cutting edge of collegiate facilities, the Cowboys still enjoy the home-field advantage that suffocates opponents with the tightest sidelines in all of football.

The result is that every fan in attendance is close to the action and very much a part of the OSU game day experience in the coziest 50,000+ seat stadium in America.

The West End Zone houses a new multilevel football operations center that includes sparkling football offices, meeting rooms, speed, strength and conditioning center, locker rooms, equipment room, athletic medicine center, media facilities, and hall of fame areas, along with a new training table. Atop the facility, Boone Pickens Stadium is ringed by 123 suites and 3,500 club seats.

As good as it is, even more upgrades to the fan experience are coming.

Oklahoma State Athletics began a multi-year, \$55 million upgrade to the seating bowl of the stadium after the 2022 season, and phase one to the north side will be complete before kicks off in 2023.

“We already have one of the best stadiums in college football with a great home-field advantage,” said OSU athletic director Chad Weiberg. “The renovation will continue to modernize Boone Pickens Stadium and to maximize the fan experience and meet their evolving expectations.”



The first phase includes replacing seating treads and risers from the 200 level seats above the cross aisle and portions of the 300 level. The new seating treads increase leg room by six inches. New lower vomitories will align with the existing upper vomitories and additional aisles will be constructed to reduce the number of seats between aisles, and all aisles will have handrails installed.

All of the bench seating will be replaced with the same contoured bench currently in place in the west end zone. In addition, several sections will include replacement of bench seating to add permanent chair-back seats. Wheelchair and companion seating will also be added to the upper cross aisle and lighting on the plaza (entry) level of the north side will be replaced with new LED lighting.

The first phase of the process is expected to conclude late in the summer of 2023 and the second phase on the south side will begin following the final home game of the 2023 football season.

“Oklahoma State. The fans, the atmosphere, it’s crazy. You can’t find another like that in college football.”

- Anonymous opposing Big 12 player in an ESPN.com poll when asked his favorite conference road trip



All-Time Home Record 370-204-26
Since 2009 Grand Opening 72-20

Top 10 Home Crowds

1.	60,218	vs. Baylor	2013
2.	59,638	vs. TCU	2013
3.	59,584	vs. West Virginia	2016
4.	59,486	vs. Kansas	2015
5.	59,124	vs. West Virginia	2014
6.	59,061	vs. TCU	2015
	59,061	vs. Lamar	2013
8.	58,895	vs. Kansas State	2011
9.	58,841	vs. Kansas State	2013
10.	58,669	vs. Baylor	2015

Oldest Stadium Grounds

(West of the Mississippi River)

Stadium	School	Built
Boone Pickens Stadium	Oklahoma State	1919
Husky Stadium	Washington	1920
Stanford Stadium	Stanford	1921
Memorial Stadium	Kansas	1921
Rose Bowl	UCLA	1922
Memorial Coliseum	USC	1923
Memorial Stadium	California	1923
Memorial Stadium	Nebraska	1923
Oklahoma Memorial Stadium	Oklahoma	1923

Stadium Expansions


1924	Permanent south side seating
1929	Permanent north side seating
1947	South side renovations raise capacity to 30,000
1950	North side renovations raise capacity to 39,000
1971	Field lowered, capacity increased to 51,000
1978	Coaches building constructed in east end zone
1980	New press box added for \$1.8 million
1985	Lights are added for the first time for \$750,000
2004	South side renovations, including suites and club seating
2006	North side renovations, including suites and club seating
2008	West end zone bowled in, raising capacity to 60,000
2009	Completed renovation, including west end zone suites, raises capacity to 60,218
2017	Seats spaced out to give fans more room, capacity lowered to 56,790.
2019	Seats spaced out to give fans more room, capacity lowered to 55,509.
2022	North side renovations, including new seating and lower vomitories. Capacity lowered to 53,855.
2023	Scheduled south side renovations include new seating and lower vomitories to match the north side.

Boone Pickens Stadium



Sports Medicine Center

7,000 square feet with four hydrotherapy pools and a digital x-ray machine. Included in one of the hydrotherapy pools is an underwater treadmill complete with an underwater video camera that sports medicine professionals use to record data.



Team Room

Seats 200 people with plush chairs and extra leg room for student-athletes.



Training Table

10,800 square feet and used by all of OSU's varsity sports.



Artwork

Giant wall murals and inspirational quotes are found throughout the ultra-modern players area.



Part of the stadium's most recent renovations included an update to the 14,000 square foot locker room on the field level.



The football-only weight room housed in the west end zone of Boone Pickens Stadium is 20,000 square feet with state-of-the-art equipment.

Boone Pickens Stadium History

Oklahoma State's football home is now far removed from the humble athletic grounds that served as the home of Oklahoma A&M football when the team was first formed.

In 1896, Dr. Lowery Layman Lewis first arrived in Stillwater as professor of veterinary medicine. Lewis became dean of veterinary medicine and later dean of the School of Science and Literature. While he was not officially linked to sports at A&M, the enthusiastic and beloved Dean Lewis took the initiative in organizing early track and football teams, encouraging students to sample different events and to participate for their school.

Dean Lewis helped locate the football field, placing it in a north-south position north of Morrill Hall. The patron saint of early-day athletics had been an integral part of the campus for fourteen years when in 1910 the Athletic Association heartily endorsed the suggestion to honor Dean Lewis by naming the athletic grounds Lewis Field. The new name was made official during the 1913-1914 academic year.

In the fall of 1919, the new Oklahoma A&M Armory and Gymnasium, now known as the Donald W. Reynolds School of Architecture, was completed at a cost of \$102,000. At the same time, Lewis Field was moved to its permanent site on the northeast edge of the campus. Shortly after the move, the field was repositioned from north-south to east-west to "avoid the prevailing strong winds."

The first addition to the stadium came in 1924 with the steel and concrete portion of the south stadium. During the 1929-30 seasons, 8,000 permanent seats were built on the north side to bring the capacity to 13,000.

In 1947, the south stadium was increased from 20 to 53 rows and capacity climbed to over 30,000. The first permanent press box was added in 1948. Prior to the 1950 season, 10,600 more seats were added to the north stands, increasing capacity to 39,000.

The next expansion didn't come until 1971 when the cinder track around the field was removed. The field was lowered 12 feet and 20 rows of permanent seating were added to both sides.

The first artificial surface was installed in 1971 at a cost of \$2.5 million. The stadium's press box was torn down and reconstructed in 1980 and the lighting system was installed prior to the 1985 season.

A second artificial surface was installed prior to the 2000 season and remained in place until the summer of 2005.



Boone Pickens Stadium was rededicated in 2009 with Pickens on hand to cut the ribbon.

The wheels were set in motion to bring the stadium to its current form when OSU graduate Boone Pickens made the single-largest gift in school history in 2003. His \$70 million donation (\$20 million of which was earmarked for stadium expansion) spurred the "Next Level Campaign," which generated more than \$100 million in gifts and pledges and involved more than 2,500 individuals, making it the single-most successful campaign in OSU history.

The stadium was renamed Boone Pickens Stadium during a halftime ceremony as part of the Cowboys' 2003 season opener against Wyoming.


In the wake of Pickens' gift, major renovations to the south side of the stadium that included suites and club seating were completed in 2004. That

scene was essentially mirrored on the north side in 2006. After Pickens gave an additional \$165 million in 2006 - the largest donation in the history of college athletics - approximately 20,000 new seats were added to the west side of the stadium and it was completely bowled in for the 2008 season.

Boone Pickens Stadium was officially re-dedicated on Sept. 5, 2009.

In the east end zone is the Athletics Center, home of historic Gallagher-Iba Arena. Atop the athletic center are the only suites in college athletics that can be utilized for football and basketball.

A new state-of-the-art video board was installed in 2018 and new playing surface was added during the summer of 2022. The most recent renovations to the north side seating brought Boone Pickens Stadium to its current state, and more renovations are planned for the south side seating following the 2023 season.




1919




1945



1988



2001



2020



Sherman E. Smith Training Center



Sherman E. Smith Training Center

Opened - 2013 | Area - 94,000 square feet | Investment - \$19 Million


Located across Hall of Fame Avenue from Boone Pickens Stadium is the Sherman E. Smith Training Center.

The Smith Center is a training complex that features three outdoor practice fields and one indoor field. The indoor facility is a multipurpose venue that can be used by a number of sports, including football, baseball, softball and soccer. The Smith Center, Gallagher-Iba Arena and Boone Pickens Stadium compose one of the finest athletic footprints in the country.

The indoor training facility spans almost 94,000 feet and is large enough to host a soccer field. Its football configuration allows for 15 yards of clearance on both sidelines. The unique facility features six fabric roll-up doors (three on the east and west sides).

The indoor clearance of the facility is 65 feet above the playing surface. There are three indoor filming platforms and more platforms on the outside of the building for practices on the grass fields.

The facility is named after long-time OSU donor Sherman E. Smith, who passed away on June 6, 2011.



Home of Explosive Playmakers

Oklahoma State has a decades-long tradition of game-changing playmakers. It is fitting that the most explosive player of all-time, Barry Sanders, calls OSU home. That tradition continues today. Just since 2017, OSU has had a player lead the FBS in rushing, passing and receiving.



Justin Blackmon is one of only two players to win the Biletnikoff Award twice.



Emmanuel Ogbah was an All-American and earned Big 12 Defensive Player of the Year honors.



James Washington

2017 FBS Leader in Receiving, Biletnikoff Award winner and two-time All-American.



Justin Gilbert

2013 All-American and Thorpe Award finalist.



Mason Rudolph

2017 FBS leader in passing, All-American and Johnny Unitas Award winner.



Perrish Cox

All-America cornerback and kick returner.



Chuba Hubbard

2019 FBS leader in rushing, All-American.



Oklahoma State and Nike



Dressed in Style

“The new Oklahoma State football uniforms represent **more than just a change in appearance; they symbolize the program’s commitment to tradition, innovation, and sustainability.**

Nike’s meticulous design process has successfully **weaved together the past, present and future**, creating uniforms that captivate the imagination of players, fans, and onlookers alike.”

- UNISWAG following the release of Oklahoma State new-look uniforms, May 2023



Oklahoma State and Nike

The Look

Combining the past, present and future of Oklahoma State football, the new base look for the Cowboys includes an unmistakable nod to the OSU teams of the 1980s, with “Oklahoma State” written atop bold jersey numbers on the front of the jersey and the familiar 1980s-era striping on the arms.

While the general look resembles that of the past, it has been modernized to reflect OSU’s current marks and brand standards.

The modern version of the jerseys come in orange, black and white, with solid-color pants coming in the same three colors to maximize versatility. Having multiple options to choose from on a week-to-week basis remains true to Oklahoma State’s more modern pattern of game day uniform variety.

Additional details on the jersey:

- For the first time since 2005, OSU’s jerseys include numbers on the shoulders.
- The orange jersey features white numbers trimmed in black.
- The black jersey features white numbers trimmed in orange.
- There are two versions of the white jersey – one with orange numbers trimmed in black and one with black numbers trimmed in orange.
- The stripe pattern on the arms was worn by each of the three current members of the Cowboy Football Ring of Honor – Bob Fenimore, Thurman Thomas and Barry Sanders.

The Advantage

Oklahoma State is one of only a small group of schools wearing uniforms made using Nike FUSE technology in 2023. FUSE (Field Utility Special Edition) uniforms combine research-backed innovation with a precision fit to help allow ultimate performance on the field. Among other features, they are lightweight and provide thermal regulation using Nike Dri-FIT technology.

The Story

There is great sentiment among Oklahoma State people toward Cowboy Football in the 1980s, as the Pokes treated their fans to stifling defense, spectacular offense and explosive special teams.

In the front half of the decade, Oklahoma State was led by one of the most feared defenses in college football. The pendulum swung toward offense in the latter half of the decade, highlighted by a 1987 team that included Hall of Famers Thurman Thomas and Barry Sanders and a 1988 team that not only produced the greatest Heisman Trophy winning season of all time from Sanders, but also included the Big Eight’s career passing and total offense leader in Mike Gundy and the Big Eight’s career receiving leader in Hart Lee Dykes.

To positive reviews, Oklahoma State has worn throwback versions of the uniforms from the late 1980s for special occasions in recent years. The Cowboys’ debuted orange throwback jerseys for a game against Texas in 2018 to commemorate the 30-year anniversary of Sanders winning the Heisman Trophy. Two years later, OSU wore white throwback uniforms against West Virginia to commemorate Thurman Thomas’s induction into the Cowboy Football Ring of Honor.

The 2023 season marks a commitment to that as the Cowboys’ base look, with the notable update to OSU’s current marks and brand standards.

The Evolution

The move to the new uniforms represents a departure from the previous base look that was worn by Oklahoma State from 2016-22 – a time span that included seven winning seasons, OSU’s first appearance in the Big 12 Championship Game, a win over Notre Dame in the Fiesta Bowl, the 2017 Biletnikoff Award from James Washington, the 2017 Johnny Unitas Golden Arm Award from Mason Rudolph, 10 All-Americans and much more.

While the program enjoyed sustained success on the field from 2016-22, the uniforms from that era did not include the words “Oklahoma State” or “Cowboys” in a plainly visible location and featured outdated branding and marks. The updated look is unapologetically Oklahoma State – straightforward, bold and strong.

The Future

The upgraded uniform reflects Oklahoma State’s latest visible commitment to staying ahead of the competition during a time when college football as a whole undergoes significant structural updating.

Those who wear OSU’s new uniform will do so in a new version of the Big 12 Conference and in a new national landscape. They will author the next chapter of Oklahoma State football in a freshly-energized Stillwater that includes a refurbished Boone Pickens Stadium, a brand new state-of-the-art football operations center and more ... The next generation is here.



State of the Program

2011 Big 12 Champions



Six NFL First Round Draft Picks Since 2009



28 Mike Gundy Era All-Americans

Major Award Winners

Since 2008, Oklahoma State has produced three winners of the Biletnikoff Award plus winners of the Ray Guy Award, the Lou Groza Award and the Johnny Unitas Golden Arm Award. Before that, Barry Sanders won the Heisman Trophy, the Maxwell Award and the Walter Camp Player of the Year awards in his historic 1988 season.

Barry Sanders 1988	Barry Sanders 1988	Barry Sanders 1988	Matt Fodge 2008	Dan Bailey 2009	Justin Blackmon 2010
Justin Blackmon 2011	Mike Gundy 2011	Mike Gundy 2011	Mason Rudolph 2017	James Washington 2017	

Oklahoma State is one of only two FBS teams with an active streak of at least 17 consecutive winning seasons and bowl games.



17 Straight Bowl Trips

Oklahoma State enters the 2023 season riding a streak of 17 consecutive seasons that ended with a bowl game. The Cowboys have won five of their past seven bowl games.



2006	2007	2008	2009
2010	2011	2012	2013
2014	2015	2016	2017
2018	2019	2020	2021
2022			

LEADERSHIP

MAXIMIZING YOUR TALENT AND GETTING OTHERS TO FOLLOW ALONG THE WAY.

PLAYING WITH GREAT SPEED AND STRENGTH AFTER PAIN SETS IN.

EFFORT

FOCUS

TOUGHNESS

THE ABILITY TO ABSORB ALL INFORMATION WHEN OTHERS CAN'T.

**OKLAHOMA
STATE
COWBOY
FOOTBALL**

THE ABILITY TO IGNORE THE UNCONTROLLABLE: HEAT, COLD, WIND, SUN, SNOW, CROWD, RAIN, SIZE, OPINIONS, NOISE. FIND A WAY TO FINISH ON TOP.



2023 COWBOY FOOTBALL

SCHEDULE



CENTRAL ARKANSAS

SEPT. 2



AT WEST VIRGINIA

OCT. 21



AT ARIZONA STATE

SEPT. 9



CINCINNATI

OCT. 28 | HOMECOMING



SOUTH ALABAMA

SEPT. 16



OKLAHOMA

NOV. 4



AT IOWA STATE

SEPT. 23



AT UCF

NOV. 11



KANSAS STATE

FRIDAY, OCT. 6



AT HOUSTON

NOV. 18



KANSAS

OCT. 14



BYU

NOV. 25



BIG 12 CHAMPIONSHIP GAME

DEC. 2 | AT&T STADIUM