



# **2023 UNT FOOTBALL MEDIA ALMANAC**

*Second Edition, UNT Athletics Communications*



**UNIVERSITY OF NORTH TEXAS  
DEPARTMENT OF ATHLETICS**

1301 S. Bonnie Brae St.  
Denton, TX 76207  
940-565-2789  
www.MeanGreenSports.com  
Facebook: MeanGreenSports  
Twitter: @MeanGreenSports  
Instagram: @MeanGreenSports

---

**CREDITS**

**COMPILATION**

Doug Waters, Chris Alford, Taylor Bryan

**EDITORS**

Doug Waters, Taylor Bryan

---

**PHOTOGRAPHY**

Zach del Bello

---

**PRINTING**

Eagle Images - USB  
1155 Union Circle #309615  
Denton, TX 76203-5017

---

© 2023, UNT Department of Athletics

**UNT ATHLETICS MISSION STATEMENT**

**BUILDING CHAMPIONS** and **PREPARING LEADERS** through the pursuit of perfection in academics, athletics, and life.





# TABLE OF CONTENTS

<b>MEDIA INFORMATION</b>	<b>1</b>
Table of Contents/Schedules.....	1
Athletics Communications.....	2
Quick Facts.....	3
Media Information.....	4-5
Opponents' SID Information.....	5
Media Directory.....	6
Dr. Neal Smatresk, University President.....	7
Dr. Christy Crutsinger, Faculty Athletics Representative.....	7
Jared Mosley, Vice President / Director of Athletics.....	8
<b>PLAYERS</b>	<b>9</b>
Preseason Depth Chart.....	9
Roster.....	10-11
Players.....	12-43
<b>COACHES &amp; STAFF</b>	<b>44</b>
Eric Morris.....	44-45
Assistant Coaches.....	46-55
Support Staff.....	56-57
<b>2022 REVIEW</b>	<b>58</b>
Season Honors.....	58-59
Final Statistics.....	60-70
Game Recaps.....	71-77

<b>HISTORY</b>	<b>78</b>
All-Time Results.....	78-85
Yearly Records.....	86
Coaching Records.....	87
Series History.....	88
Series Records.....	89-96
UNT vs. FBS Conferences.....	97
National Rankings History.....	98
Miscellaneous History.....	99
Homecoming History.....	100
Bowl History.....	101
Bowl Game Recaps.....	102-106
College Football Hall of Fame.....	107
All-Americans.....	108
Honors.....	109-111
Mean Green in the NFL.....	112
NFL Draft Picks.....	113
NFL Notables.....	114
All-Pro Selections.....	115
NFL Breakdown.....	116-118
Letterwinners.....	119-124
Stadium Histories.....	125-127
UNT Athletics Hall of Fame.....	128

<b>RECORDS</b>	<b>129</b>
Individual Records.....	129-132
Team Records.....	133-135
Individual Leaders.....	136-154
Individual Position Leaders.....	155-156
Individual Game Bests.....	157-160
Specialty Touchdowns/Safties.....	161
Team Season Highs.....	162
Team Game Highs.....	163-164
Opponent Game Records.....	165
NCAA/Conference Leaders.....	166
Bowl Game Records.....	167
UNT Yearly Statistics.....	168
Notes.....	169
Index.....	170

## FUTURE SCHEDULES

Note: American Athletic Conference schedules to be determined.  
All dates and opponents are subject to change.

<b>2024</b>		
Aug. 31	at South Alabama	
Sept. 7	<b>STEPHEN F. AUSTIN</b>	
Sept. 14	at Texas Tech	
Sept. 21	<b>WYOMING</b>	
<b>2025</b>		
Aug. 30	<b>LAMAR</b>	
Sept. 6	at Western Michigan	
Sept. 27	<b>SOUTH ALABAMA</b>	
<b>2026</b>		
Sept. 5	at Wyoming	
Sept. 12	<b>UNLV</b>	
Sept. 19	at Texas State	
Sept. 26	<b>HOUSTON CHRISTIAN</b>	
<b>2027</b>		
Sept. 4	<b>TARLETON STATE</b>	
Sept. 11	<b>TEXAS TECH</b>	
Sept. 18	<b>WYOMING</b>	
Oct. 2	at San Jose State	
<b>2028</b>		
Sept. 2	at Baylor	
Sept. 9	<b>LA TECH</b>	
Sept. 16	<b>ARMY</b>	
<b>2029</b>		
Sept. 1	<b>BAYLOR</b>	
Sept. 8	<b>NORTH ALABAMA</b>	
Sept. 15	<b>FIU</b>	
Sept. 29	at Army	
<b>2030</b>		
Aug. 31	<b>TEXAS STATE</b>	
Sept. 14	<b>MISSOURI</b>	
Sept. 21	at Wyoming	
<b>2031</b>		
Sept. 13	at Missouri	
Sept. 20	<b>WESTERN MICHIGAN</b>	
<b>2032</b>		
Sept. 4	at Colorado	
Sept. 25	<b>SAN JOSE STATE</b>	
<b>2033</b>		
Sept. 3	<b>COLORADO</b>	

## 2023 SCHEDULE

*TIMES, DATES SUBJECT TO CHANGE*

Date	Opponent	Location	Time (CT)	TV
Sept. 2	<b>CALIFORNIA</b>	<b>DENTON</b>	<b>3 pm</b>	<b>ESPN</b>
Sept. 9	at FIU	Miami	5:30 pm	ESPN+
Sept. 16	at LA Tech	Ruston	6 pm	ESPN+
<b>Sept. 30</b>	<b>ACU</b>	<b>DENTON</b>	<b>TBA</b>	<b>TBA</b>
Oct. 7	• at Navy	Annapolis	2:30 pm	CBSSN
Oct. 14	• <b>TEMPLE</b>	<b>DENTON</b>	<b>TBA</b>	<b>TBA</b>
Oct. 21	• at Tulane	New Orleans	TBA	TBA
Oct. 28	• <b>MEMPHIS</b> &	<b>DENTON</b>	<b>TBA</b>	<b>TBA</b>
Nov. 4	• <b>UTSA</b>	<b>DENTON</b>	<b>TBA</b>	<b>TBA</b>
Nov. 10	• at SMU	Dallas	8 pm	ESPN2
Nov. 18	• at Tulsa	Tulsa	TBA	TBA
Nov. 25	• <b>UAB</b>	<b>DENTON</b>	<b>TBA</b>	<b>TBA</b>

• - The American game

& - 77th Homecoming Game (UNT 51-24-1)

## 2022 RESULTS

*7-7, 6-2 C-USA (2nd)*

Date	Opponent	TV	SCORE
Aug. 27	• at UTEP	Stadium	W 31-13
Sept. 3	<b>SMU</b>	CBSSN	L 10-48
Sept. 10	<b>TEXAS SOUTHERN</b>	ESPN+	W 59-27
Sept. 17	at UNLV	MWN	L 27-58
Sept. 24	at Memphis	ESPN+	L 34-44
Oct. 1	• <b>FAU</b>	ESPN+	W 45-28
Oct. 15	• <b>LA TECH</b>	ESPN+	W 47-27
Oct. 22	• at UTSA	Stadium	L 27-31
Oct. 29	• at WKU	Stadium	W 40-13
Nov. 5	• <b>FIU</b>	ESPN+	W 52-14
Nov. 12	• at UAB	Stadium	L 21-41
Nov. 26	• <b>RICE</b>	ESPN+	W 21-17
Dec. 2	vs. UTSA	^ CBSSN	L 27-48
Dec. 17	vs. Boise State	# ESPN	L 32-35

^ Conference USA Championship (San Antonio, TX) # - Frisco Bowl (Frisco, TX)



# ATHLETICS COMMUNICATIONS

INTRODUCTION



**TAYLOR BRYAN**  
Senior Associate AD  
*Football*



**LUKE DELLA**  
Director  
*MBB, WSoc*



**DOUG WATERS**  
Assistant Director  
*WBB, WTenn, FB*



**KELLEN COLEMAN**  
Assistant Director  
*Digital, Web Site, T&F*



**CHRIS ALFORD**  
Assistant Director  
*VB, SB*



**ADAM BOEDEKER**  
Assistant  
*MGolf, WGolf, Swim&Dive*

## UNT ATHLETICS COMMUNICATIONS

Second Floor, Athletic Center  
1301 S. Bonnie Brae Street, Denton, TX 76207

Phone: 940-565-2789

Official Web Site of UNT Athletics

[www.MeanGreenSports.com](http://www.MeanGreenSports.com)

### Social Media

"Like" on Facebook: [Facebook.com/MeanGreenSports](https://www.facebook.com/MeanGreenSports)

Follow on Twitter: [Twitter.com/MeanGreenSports](https://twitter.com/MeanGreenSports)

Follow on Instagram: [Instagram.com/MeanGreenSports](https://www.instagram.com/MeanGreenSports)

## STAFF DIRECTORY

**TAYLOR BRYAN** Senior Associate AD for Strategic Communications

**Responsibilities:** Administration, Football

**Alma Mater:** Troy, 2009 | **Joined UNT:** July 2021

**Cell:** 254-709-4411 | **E-mail:** [Taylor.Bryan@unt.edu](mailto:Taylor.Bryan@unt.edu)

**LUKE DELLA** Director of Athletics Communications

**Responsibilities:** Men's Basketball, Women's Soccer

**Alma Mater:** Arizona, 2014 | **Joined UNT:** July 2016

**Cell:** 510-725-2130 | **E-mail:** [Luke.Della@unt.edu](mailto:Luke.Della@unt.edu)

**DOUG WATERS** Assistant Director of Athletics Communications

**Responsibilities:** Women's Basketball, Women's Tennis, Football

**Alma Mater:** Texas, 2016 | **Joined UNT:** August 2022

**Cell:** 936-240-6780 | **E-mail:** [Doug.Waters@unt.edu](mailto:Doug.Waters@unt.edu)

**KELLEN COLEMAN** Assistant Director of Digital Content

**Responsibilities:** Social Media, Web Site, Track & Field/Cross Country

**Alma Mater:** Oklahoma, 2008 | **Joined UNT:** July 2018

**Cell:** 254-749-6507 | **E-mail:** [Kellen.Coleman@unt.edu](mailto:Kellen.Coleman@unt.edu)

**CHRIS ALFORD** Assistant Director of Athletics Communications

**Responsibilities:** Volleyball, Softball

**Alma Mater:** UTA, 2021 | **Joined UNT:** July 2022

**Cell:** 903-951-8675 | **E-mail:** [Christopher.Alford@unt.edu](mailto:Christopher.Alford@unt.edu)

**ADAM BOEDEKER** Communications Assistant

**Responsibilities:** MGolf, WGolf, Swim/Dive

**Alma Mater:** Texas Tech, 2004 | **Joined UNT:** October 2017

**Cell:** 972-742-2304 | **E-mail:** [Adam.Boedeker@unt.edu](mailto:Adam.Boedeker@unt.edu)





# QUICK FACTS

## IMPORTANT PHONE NUMBERS

Taylor Bryan Cell:	254-709-4411
Doug Waters Cell:	936-240-6780
Athletics Department:	940-565-2789

## UNIVERSITY

Location:	Denton, Texas
Chartered:	1890
Enrollment:	40,796
President:	Dr. Neal Smatresk
Faculty Representative:	Dr. Christy Crutsinger
Conference:	The American
Nickname:	Mean Green
Mascots:	Scrappy
Colors:	Green (PMS 356C) & White
Stadium (capacity/year):	DATCU Stadium (30,850/2011)
Surface:	Field Turf Cool Play

## FOOTBALL INFORMATION

2022 Record:	7-7, 6-2 CUSA (2nd)
2022 Final Regular Season Ranking:	NR (AP), NR (coaches), NR (CFP)
Highest Rankings:	NR (AP), NR (coaches), NR (CFP)
Offensive System:	Multiple
Defensive System:	3-3-5
2022 Starters Returning:	14 (7 o; 6 d; 1 st)
2022 Starters Lost:	12 (4 o; 5 d; 3 st)
2022 Lettermen Returning:	39 (18 o; 20 d; 1 st)
2022 Lettermen Lost:	25 (12 o; 11 d; 2 st)
First Year of Football:	1913
All-Time Football Record:	537-534-33 (.502)
Conference Titles (last):	25 (2004)
Bowl Appearances (last):	14 (2022)
Bowl Record:	3-11 (.214)

## COACHING STAFF

Head Coach:	Eric Morris (Texas Tech, 2008)
Record at UNT:	0-0 (1st season)
Career Record:	24-18 (5th season)
Assoc. Head Coach/Special Teams Coord.:	Drew Svoboda (SFA, 1999)
Asst. Head Coach/Tight Ends:	Chris Gilbert (Angelo St., 1999)
Defensive Coordinator/Corners:	Matt Caponi (Mt. Union, 2005)
Offensive Coordinator/Wide Receivers:	Jordan Davis (Texas Tech, 2014)
Asst. Coach/Quarterbacks:	Sean Brophy (UIW, 2018)
Asst. Coach/Running Backs:	Patrick Cobbs (UNT, 2005)
Asst. Coach/Offensive Line:	Jon Cooper (Oklahoma, 2009)
Asst. Coach/Defensive Line:	Demerick Gary (SMU, 2019)
Asst. Coach/Safeties:	Clay Jennings (UNT, 1997)
Asst. Coach/Linebackers:	Colby Kratch (Toledo, 2013)
Special Teams Analyst:	Tim McConnell (Duquesne, 2017)
Defensive Analyst:	D'Andre Payne (Iowa State, 2017)
Offensive Analyst:	Jason Smith (Baylor, 2008)
Quality Control:	Demarcus Ayers (Houston, 2022)
Quality Control:	Robbie Gordon (UNT, 2011)
Graduate Assistant:	Isaac Bails (Delta State, 2017)
Graduate Assistant:	Blaise Bentsen (HCU, 2022)
Graduate Assistant:	Connor Killian (Texas Tech, 2019)
Graduate Assistant:	Zach McCarthy (Texas State, 2017)

## ATHLETICS ADMINISTRATION

Vice President / Director of Athletics:	Jared Mosley (ACU, 2000)
Associate VP for Athletics / COO:	Connor Smith, Ed.D. (Dallas Baptist, 2009)
Associate VP for Athletics / CRO:	Ryan Peck (Lander, 2006)
Executive Senior Associate AD / SWA:	Jessie Gardner (UCF, 2008)
Executive Senior Associate AD / CFO:	Matt Witty (Ball State, 2001)

## ATHLETIC COMMUNICATIONS

Office Phone:	940-565-2789
Official Athletics Website:	www.MeanGreenSports.com
Sr. Associate AD / Strategic Communications:	Taylor Bryan (Troy, 2009)
Email:	Taylor.Bryan@unt.edu
Cell:	254-709-4411
Twitter:	@TaBryan
Director:	Luke Della (Arizona, 2014)
Email:	Luke.Della@unt.edu
Cell:	510-725-2130
Twitter:	@LukeDella

Assistant Director:	Doug Waters (Texas, 2016)
Email:	Doug.Waters@unt.edu
Cell:	936-240-6780
Twitter:	@DougWatersUNT

Assistant Director/Digital Content:	Kellen Coleman (Oklahoma, 2008)
Email:	Kellen.Coleman@unt.edu
Cell:	254-749-6507
Twitter:	@KColemanUNT

Assistant:	Chris Alford (UTA, 2021)
Email:	Christopher.Alford@unt.edu
Cell:	903-951-8675

Assistant:	Adam Boedeker (Texas Tech, 2004)
Email:	Adam.Boedeker@unt.edu
Cell:	972-742-2304

## SOCIAL MEDIA

Official Football Twitter:	@MeanGreenFB
Official Football Instagram:	@MeanGreenFB
Official Athletics Facebook:	@MeanGreenSports

## MEAN GREEN RADIO NETWORK

Play-by-Play:	Dave Barnett (UNT, 1979)
Email:	barnettd30@gmail.com
Cell:	940-391-3880
Color Analyst:	Hank Dickenson (Kansas, 1987)
Email:	Hank.Dickenson@unt.edu
Cell:	940-367-0919
Studio Host:	Zac Babb (UNT, 2017)
Email:	Zac.Babb@unt.edu
Cell:	832-546-5055
Engineer:	Jack Brown
Email:	JCB174188@gmail.com
Cell:	817-507-8726



## MEDIA INFORMATION

The UNT Athletics Communications Office appreciates your interest in UNT Football and looks forward to assisting you during the upcoming season. Our offices are located on the second floor of the Athletic Center on S. Bonnie Brae Street.

To better assist in your coverage, please take time to read the information found on the ensuing pages in this almanac. These policies have been established in consideration of the media's needs, as well as those of UNT's student-athletes and coaches to create a positive work environment for all concerned.

If additional information or assistance is required, please contact **Taylor Bryan**, Senior Associate AD for Strategic Communications, or any other member of the UNT Athletic Communications staff. We appreciate your coverage of UNT Football and look forward to working with you this season.

### MEDIA AVAILABILITY FOR COACHES

North Texas head coach Eric Morris will be available for media interviews on a regular schedule throughout the season. All requests for interviews at times other than the regularly-scheduled availabilities should be made through the athletic communications office. Requests for interviews of assistant coaches will be granted with prior approval of Coach Morris and must be made in advance through the athletic communications office.

### RADIO SHOW

Coach Morris will hold his weekly radio show at 6 p.m. Thursdays from Rudy's BBQ in Denton.

### PRESS CONFERENCE

Coach Morris will hold a press conference each week on Tuesday at 11:30 a.m. in the team meeting room at the Athletic Center following practice. Requested players will be available to speak to the media in the weekly press conference on Tuesdays after Coach Morris concludes his media session. All player requests must be submitted to the UNT athletics communications office by 12 p.m. on Monday. If a requested player is not available on Tuesday, he will be made available on Wednesday.

### OUT-OF-TOWN MEDIA

Coach Morris and his assistant coaches are also available by request to out-of-town media. Please contact the athletic communications office to arrange these requests.

### PLAYER INTERVIEWS

All player interviews must be arranged through the athletic communications office. Player interviews will be conducted on Tuesday following practice at the weekly press conference or on Wednesday if the requested player is not available on the day prior. Special exceptions may be granted to those media members needing to interview players at other times at the discretion of the athletic communications office.

### COVERING PRACTICE

UNT football practices are closed to the media with the exception of the first 20 minutes on Tuesday. No coaches or players will be available to media members after Wednesday.

### MEAN GREEN ON THE WEB

Statistics and news releases on North Texas football and all 16 Mean Green athletic programs are available at [www.MeanGreenSports.com](http://www.MeanGreenSports.com), the official website of North Texas Athletics.

### MEDIA CREDENTIALS

All requests for press, broadcast, photo and parking credentials should be made in writing at least one week prior to the requested game. Direct all requests to Taylor Bryan ([taylor.bryan@unt.edu](mailto:taylor.bryan@unt.edu)). All credentials that are not picked up prior to the day of the game will be left at the media will call located at the UNT Police Station just a few blocks from DATCU Stadium.

### PHOTOGRAPHERS/VIDEOGRAPHERS

Credentials will only be issued to accredited photographers/videographers for a working purpose and should be requested in the same manner as regular media passes. Photographers/Videographers with a credential should report to the press box prior to the game. Photographers/Videographers are not permitted in the team areas between the 25-yard lines. Photographers/Videographers are not permitted to enter the bench area at any time. The press box has a photography work room that will be available before and after the game. Photo vests must be worn during the game by Photographers/Videographers. Vests are available in the press box.

### MEDIA PARKING

A limited number of media parking spaces are available at DATCU Stadium. Media must request parking passes along with credential requests. Parking passes will be provided only to the organizations that cover UNT on a regular basis.

### DIRECTIONS TO DATCU STADIUM

**1251 Bonnie Brae St, Denton, TX 76207:**

DATCU Stadium is located at I-35E and S. Bonnie Brae Street, North Texas Blvd. On football game days, some exits off 35E and 35W are closed and traffic is directed onto specific routes for the stadium's multiple parking lots on either side of I-35E.

A parking map can be viewed at: <https://northtex.as/DATCUParking>

### DIRECTIONS TO ATHLETIC COMPLEX

**1301 S. Bonnie Brae St.:**

#### FROM DALLAS:

Take I-35E north towards Denton. Take exit 467 towards I-35W S toward Ft. Worth / FM-1515 / Airport Road. While on the exit ramp road, exit again towards FM-1515 / Airport Road / Bonnie Brae Street. Turn LEFT (SOUTH) at the intersection light of Bonnie Brae Street and I-35 Service Road and continue STRAIGHT on S. Bonnie Brae Street under the overpass and through the next intersection light. Just past the intersection light turn slight LEFT to stay onto S. Bonnie Brae Street. Continue down S. Bonnie Brae Street until you see the large white ATHLETIC CENTER sign on your left; turn LEFT into the parking lot.

#### FROM FT. WORTH

Take I-35W north towards Denton. Take exit 84 towards FM-1515 / Bonnie Brae Street. Turn RIGHT onto S. Bonnie Brae Street / FM-1515 then take the turn slight LEFT to stay onto S. Bonnie Brae Street. Continue down S. Bonnie Brae Street until you see the large white ATHLETIC CENTER sign on your left; turn LEFT into the parking lot.

#### FROM NORTH:

Take I-35 south towards Dallas. Take exit 468 toward FM-1515 / Airport Road / West Oak St. Stay STRAIGHT to go onto N I-35 / Stemmons Fwy. Turn slight RIGHT toward FM-1515 / Airport Rd. Stay STRAIGHT to go onto I-35W. Turn LEFT onto W Airport Road / FM-1515. Turn RIGHT onto S. Bonnie Brae Street. Continue down S. Bonnie Brae Street until you see the large white ATHLETIC CENTER sign on your left; turn LEFT into the parking lot.

### PRESS BOX SERVICES

**Telephones:** Visiting radio stations will be given one phone line and one ISDN line for broadcasts. For additional needs or questions you can call Taylor Bryan at 254-709-4411.

**Wireless:** Wireless internet is available in the UNT press box for all members of the working media. Please contact a member of the athletic communications staff to obtain in-structions.

**Statistics:** All in-game statistics are available via [www.MeanGreenStats.com](http://www.MeanGreenStats.com). Printed stats will not be distributed, with the exception of final game books. Complete media packets, including game programs, flip cards and game notes will be distributed prior to each game.



# MEDIA INFORMATION

INTRODUCTION

## AMERICAN ATHLETIC CONFERENCE BOWL AGREEMENTS

BOWL	DATE	TIME (CT)	LOCATION
Cure Bowl	Dec. 16	2:30 pm	Orlando, Fla.
New Mexico Bowl	Dec. 16	4:45 pm	Albuquerque, N.M.
Myrtle Beach Bowl	Dec. 18	1:30 pm	Myrtle Beach, S.C.
Frisco Bowl	Dec. 19	8 pm	Frisco, Texas
Boca Raton Bowl	Dec. 21	7 pm	Boca Raton, Fla.
Gasparilla Bowl	Dec. 22	5:30 pm	Tampa, Fla.
Birmingham Bowl	Dec. 23	11 am	Birmingham, Ala.
Armed Forces Bowl	Dec. 23	2:30 pm	Fort Worth, Texas
Hawaii Bowl	Dec. 23	9:30 pm	Honolulu, Hawaii
First Responder Bowl	Dec. 26	4:30 pm	Dallas, Texas
Military Bowl	Dec. 27	1 pm	Annapolis, Md.
Fenway Bowl	Dec. 28	10 am	Boston, Mass.
Liberty Bowl	Dec. 29	2:30 pm	Memphis, Tenn.
Rose Bowl (National Semifinal)	Jan. 1	4 pm	Pasadena, Calif.
Sugar Bowl (National Semifinal)	Jan. 1	7:45 pm	New Orleans, La.
CFP — National Championship	Jan. 8	6:30 pm	Houston, Texas

## OPPONENTS' ATHLETICS COMMUNICATIONS DIRECTORY

	Sat. Sept. 2	<b>GAME 1 — California</b> <i>Denton, Texas (DATCU Stadium)</i>
	3 pm ESPN	SID: Kyle McRae (mcr@berkeley.edu) Phone: 510-219-9340
	Sat. Sept. 9	<b>GAME 2 — at FIU</b> <i>Miami, Florida (FIU Stadium)</i>
	5:30 pm ESPN+	SID: Randy Press (rpress@fiu.edu) Phone: 303-908-0439
	Sat. Sept. 16	<b>GAME 3 — at LA Tech</b> <i>Ruston, La. (Joe Aillet Stadium)</i>
	6 pm ESPN+	SID: Hunter Corneliusen (hunter@latech.edu) Phone: 913-689-8407
	Sat. Sept. 30	<b>GAME 4 — ACU</b> <i>Denton, Texas (DATCU Stadium)</i>
	TBA TBA	SID: Ray Fink (rpf22a@acu.edu) Phone: 325-674-2323
	Sat. Oct. 7	<b>GAME 5 — at Navy</b> <i>Annapolis, Md. (Navy-Marine Corps Memorial Stadium)</i>
	2:30 pm CBSSN	SID: Scott Strasemeier (sstrasem@usna.edu) Phone: 443-336-9023
	Sat. Oct. 14	<b>GAME 6 — Temple</b> <i>Denton, Texas (DATCU Stadium)</i>
	TBA TBA	SID: Rich Burg (rich.burg@temple.edu) Phone: 215-356-3952
	Sat. Oct. 21	<b>GAME 7 — at Tulane</b> <i>New Orleans, La. (Yulman Stadium)</i>
	TBA TBA	SID: Jason Corriher (jcorriher@tulane.edu) Phone: 740-331-1497
	Sat. Oct. 28	<b>GAME 8 — Memphis</b> <i>Denton, Texas (DATCU Stadium)</i>
	TBA TBA	SID: Scott Burns (scott.burns@memphis.edu) Phone: 812-322-5285
	Sat. Nov. 4	<b>GAME 9 — UTSA</b> <i>Denton, Texas (DATCU Stadium)</i>
	TBA TBA	SID: Kyle Stephens (kyle.stephens@utsa.edu) Phone: 210-887-3636
	Fri. Nov. 10	<b>GAME 10 — at SMU</b> <i>Dallas, Texas (Gerald J. Ford Stadium)</i>
	8 pm ESPN2	SID: Herman Hudson (hermanh@smu.edu) Phone: 214-924-0358
	Sat. Nov. 18	<b>GAME 11 — at Tulsa</b> <i>Tulsa, Okla. (H.A. Chapman Stadium)</i>
	TBA TBA	SID: Don Tomkalski (donald-tomkalski@utulsa.edu) Phone: 918-640-0683
	Sat. Nov. 25	<b>GAME 12 — UAB</b> <i>Denton, Texas (DATCU Stadium)</i>
	TBA TBA	SID: Ted Feeley (tfeeley@uab.edu) Phone: 205-704-4147



# MEDIA DIRECTORY

INTRODUCTION

## PRINT MEDIA (MAILING ADDRESS)

	PHONE	EMAIL	TWITTER
<b>DENTON RECORD-CHRONICLE</b> , 3555 Duchess Drive, Denton TX 76205 Brett Vito, Beat Writer	940-387-3811 940-395-3987	sports@dentonrc.com bvito@dentonrc.com	@sports_drc @BrettVito
<b>ASSOCIATED PRESS</b> , 4851 LBJ Freeway, Suite 300, Dallas, Texas 75244-6002 Stephen Hawkins, Sports Writer Texas	972-991-2100	shawkins@ap.org	@AP_Sports @hawkaptexas
<b>NT DAILY</b> , P1155 Union Circle #311460 Denton, Texas 76203-5017 Reed Smith, Deputy Sports Editor	940-565-3989 682-213-1708	NorthTexasDaily@unt.edu reed.smith@unt.edu	@ntdaily/@ntdailysports @Reed_Smith25
<b>DALLAS MORNING NEWS</b> , 508 Young St., Dallas, Texas 75202	214-977-8444	results@dallasnews.com	@SportsDayDFW
<b>FORT WORTH STAR-TELEGRAM</b> , P.O. Box 1870, Fort Worth, Texas 76102	817-390-7760	sports@star-telegram.com	@startelegram
<b>THE ATHLETIC</b> Sam Khan	713-501-2915	skhan@theathletic.com	@TheAthleticCFB @skhanjr
<b>DAVE CAMPBELL'S TEXAS FOOTBALL</b> , 405 State Hwy 121 Suite A-200 Lewisville, Texas 75067 Mike Craven	281-446-3225 512-560-7904	news@texasfootball.com mike.craven@texasfootball.com	@dctcfb @CravenMike

## TELEVISION MEDIA (MAILING ADDRESS)

	PHONE	EMAIL	TWITTER
<b>KDFW-TV</b> , (FOX 4) 400 N. Griffin Street Dallas, Texas 75202 Mike Doocy Jeff Kolb	214-720-3391 972-567-2978 401-714-8638	kdfw_sports@fox.com mike.doocy@fox.com jeffrey.kolb@fox.com	@KDFWSports @MikeDoocyFox4 @JeffKolbFox4
<b>KXAS-TV</b> , (NBC 5) 4805 Amon Carter Blvd. Fort Worth, TX 76155 Newy Scruggs Pat Doney	817-429-5555	newy.scruggs@nbc.com patrick.doney@nbc.com	@NBCDFWSports @newyscruggs @PatDoneyNBC5
<b>WFAA-TV</b> (ABC 8), 606 Young St. Dallas, TX 75202 Joe Trahan Mike Leslie	214-748-9631 518-366-2910	sports@wfaa.com jtrahan@wfaa.com mleslie@wfaa.com	@WFAASports @JoeTrahan @MikeLeslieWFAA
<b>KTVT-TV</b> (CBS 11), 10111 N Central Expy. Dallas, TX 75231 Bill Jones	817-451-1111	sports@ktvt.com bjones@ktvt.com	@CBS11Sports @CBS11BillJones
<b>BALLY SPORTS SOUTHWEST</b> , 100 E Royal Ln # 200, Irving, TX 75039			@BallySportsSW

## RADIO MEDIA (MAILING ADDRESS)

	PHONE	EMAIL	TWITTER
<b>MEAN GREEN SPORTS NETWORK</b> , 1155 Union Circle #311397, Denton, Texas 76203 Dave Barnett, Play-by-Play Hank Dickenson, Analyst Zac Babb, Studio	940-565-2789 940-391-3880 940-367-0919 832-546-5055	barnettd30@gmail.com hank@denton-chamber.org zbabb@me.com	@Dave_L_Barnett @mgrnpxp @ZacBabb
<b>THE FREAK 97.1 FM</b> , 14001 Dallas Pwky Suite 300 Dallas, TX 75240	214-866-8000		@971TheFreak
<b>KHYI 95.3 FM</b> , 12225 Greenville Ave Suite 890 Dallas, TX 75243	972-633-0953	Business@khyi.com	@khyi
<b>KNTU 88.1 FM</b> , 1155 Union Circle #310881 Denton, TX 76203-5017	940-565-2881	kntu@unt.edu	@KNTU881

## OTHER MEDIA (MAILING ADDRESS)

	PHONE	EMAIL	TWITTER
<b>THE AMERICAN</b> , 545 East John Carpenter Freeway Suite 300 Irving, TX 75062 Chuck Sullivan, Assistant Commissioner	469-284-5167 401-641-8760	csullivan@theamerican.org	@American_Conf @ChuckSullivan15



# UNIVERSITY PRESIDENT



**DR. NEAL J. SMATRESK**  
UNIVERSITY PRESIDENT  
GETTYSBURG, 1973

President Neal J. Smatresk joined UNT in 2014 with a vision for leading the University of North Texas to national prominence as the largest, most comprehensive university dedicated to meeting the dynamic needs of the North Texas region.

Under his leadership, UNT was named a Carnegie-ranked Tier One research university, identified as a top 10 U.S. public university on the rise, and earned designation as both a Minority-Serving and Hispanic-Serving Institution. Thanks to strategic student success investments, UNT has increased student retention, graduation rate, and its role as a social mobility elevator for students, earning recognition as a top 50 performer on social mobility by U.S. News and World Report. With athletic investments and facility expansions, Mean Green student-athletes and teams are thriving, joining the American Athletic Conference in 2023. The men's basketball team completed a record-breaking season in 2023 and took home the championship trophy in the 2023 National Invitation Tournament.

President Smatresk has led the charge in creating public-private partnerships with businesses like American Airlines, Liberty Mutual, Google, and JP Morgan Chase. In response to the rapidly changing career marketplace, President Smatresk ensured the addition of 21st century degree plans in fast-growing fields such as business analytics, data science, and urban policy and planning, as well as a partnership with the Dallas Cowboys for an M.B.A. in sport entertainment management. Under his leadership, UNT partnered with the City of Frisco to launch UNT at Frisco, with student-centered curriculum and a focus on student success, to help bridge the gaps between higher education and the public and private sectors.



**DR. CHRISTY CRUTSINGER**  
FACULTY ATHLETICS REPRESENTATIVE  
UNT, 1985

Dr. Christy Crutsinger returned to her faculty position in fall of 2019 after serving in central administration for over a decade. In her role as Vice Provost for Academic Affairs she was responsible for the development and implementation of academic policy, evaluation of research centers and institutes, and major student success initiatives including the launch of the Academic Success Center. Previous to this appointment, Crutsinger served as the Vice Provost for Faculty Success where she developed and launched the innovative hub for faculty, focusing on professional development across the career pipeline. A few noteworthy accomplishments include the development of the Chair Academy, the Leadership Fellows program, the Faculty Mentoring Grant Program, and the signature UNT Foundation Salute to Faculty Excellence awards program and event.

Crutsinger holds a faculty appointment as Professor in UNT's Department of Merchandising & Digital Retailing. She served as associate dean of the School of Merchandising & Hospitality Management from 2006-2010 and as chair of the Merchandising Department from 1998-2006. Under her leadership, the department received the American Textile Manufacturer Institute (ATMI) 2000 Award for Excellence for exemplary and innovative programs including the nation's first 100% web-based graduate merchandising degree.

Her research focuses on consumer motivations and influences on shopping patterns including studies on shoplifting, Internet use, service expectations, and employee behaviors. Most recently, her work has investigated the impact of work experiences and expectations on career intentions of university students and faculty. In 2017, Crutsinger was invited to deliver the keynote address, "The Consumer Experience Trend: Redefining Industries and Talent," at the International Summit Forum for Fashion, Technology and Talent at Zhejiang Sci-Tech University in China. Leveraging her years in academic administration, her scholarly work focuses on career and professional development. She teaches courses in the Social Psychology of Dress and Appearance, Talent Development, and Leadership Theory.

Crutsinger currently serves as UNT's Faculty Athletic Representative for NCAA Division I-A intercollegiate sports and has been a member of the UNT Athletic Council for over 15 years.

## UNT PRESIDENTS

1890-93	Joshua C. Chilton	1971-79	'Jitter' Nolen
1893-94	John Jackson Crumley	1979-80	John L. Carter
1894-1901	Menter B. Terrill	1980-81	Frank E. Vandiver
1901-06	J.S. Kendall	1981-82	Howard W. Smith Jr.
1906-23	William Herschel Bruce	1982-00	Alfred F. Hurley
1923-34	Robert L. Marquis	2000-06	Noval Pohl
1934-51	Weston J. McConnell	2006-10	Gretchen M. Bataille
1951-68	James C. Matthews	2010	Philip C. Diebel
1968-70	John Kamerick	2010-14	V. Lane Rawlins
1970-71	John L. Carter	2014-	Neal J. Smatresk





## VICE PRESIDENT / DIRECTOR OF ATHLETICS

INTRODUCTION



**JARED MOSLEY**  
VICE PRESIDENT / DIRECTOR OF ATHLETICS  
ACU, 2000

Jared Mosley was named UNT Vice President and Director of Athletics on December 10, 2022, by President Neal Smatresk. He is tasked with the overall leadership of UNT Athletics and its more than 300 student-athletes.

A native of Lockney, Texas, Mosley is the 15th director of athletics in UNT history.

The 45-year-old previously served as UNT Athletics' Associate Vice President and Chief Operating Officer for more than six years from September 2016 to December 2022. In that role, he assisted Baker with financial, operational, and administrative issues. He also was tasked with developing strategic initiatives and providing oversight for human resources issues as well as facilities and event management, student services, marketing, promotions, and strategic communications.

He served as sport program administrator for both men's and women's basketball while assisting with football and handling scheduling for the football program. In his time at UNT, seven programs (men's cross country, volleyball, women's soccer, football, men's basketball, women's golf and softball) combined to win 17 conference or division championships, and the overall athletic department's winning percentage in the last year was the best in the modern era.

Mosley came to North Texas from the Texas Sports Hall of Fame, where he held the title of Chief Executive Officer and President from 2014-16.

Prior to that appointment, Mosley served as Director of Athletics for 10 years at Abilene Christian University from 2004-14, where he increased the athletics fundraising more than 650 percent up to more than \$1.7 million in his final year. Mosley oversaw more than \$30 million in facilities construction and renovations while leading the Wildcats through the first year of their Division I transition. He also secured the lead gift for an on-campus football stadium.

Mosley, who has more than 20 years' experience in athletics administration and leadership, also worked as Associate Athletic Director at ACU from 2001-03.

He earned a pair of degrees from ACU with a Bachelor of Science degree in 2000 and a master's in education administra-

tion in 2003. Mosley was inducted into the ACU Sports Hall of Fame in 2015 after a successful basketball career, where he finished as the 11th-leading scorer and the eighth-leading rebounder in school history.

Mosley and his wife Trish have three children, Jaden, Jaxon, and Blair.

### UNT ATHLETIC DIRECTORS

1960	Emmett F. Cambron	1987-88	Dr. Richard McDuffie
1962-69	Dr. Jess E. Cearley	1989-90	Corky Nelson
1970-72	Rod Rust	1991-93	Steve Sloan
1972	Fred McCain	1994-00	Craig Helwig
1973-78	Hayden Fry	2001-16	Rick Villarreal
1979	Fred McCain	2016-22	Wren Baker
1980	Andy Everest	2022-	Jared Mosley
1981	Bob Tyler		
1982-86	Fred McCain		



# PRESEASON DEPTH CHART

## OFFENSE

WR	8	DAMON WARD, JR. (5-11, 210, JR.)
	7	Trey Cleveland (6-1, 193, JR.)
WR	2	RODERIC BURNS (5-9, 190, SR.) <b>OR</b>
	15	JORDAN SMART (5-10, 185, JR.)
LT	77	KACI MOREKA (6-5, 291, SR.)
	79	Howard Sampson (6-8, 325, R-Fr.)
LG	65	GABE BLAIR (6-2, 294, JR.)
	66	Josiah Jefferson (6-0, 267, R-Fr.)
C	64	JETT DUNCAN (6-1, 282, JR.) <b>OR</b>
	78	DAIZION CARROLL (6-1, 314, SR.)
RG	71	LEKE ASENUGA (6-2, 300, SO.) <b>OR</b>
	60	PAULA VAIPULU (6-3, 300, JR.)
RT	54	FEBECHI NWAIWU (6-4, 316, SO.)
	74	Larry Moore (6-6, 274, Jr.)
WR	9	JA'MORI MACLIN (5-11, 183, SO.) <b>OR</b>
	1	KAYLON HORTON (5-9, 173, SR.)
TE	84	CHRISTIAN LEE (6-3, 221, SO.)
	88	Xzavior Kautai (6-0, 235, So.)
QB	3	STONE EARLE (6-0, 207, JR.) <b>OR</b>
	4	CHANDLER ROGERS (6-0, 195, JR.)
	10	JACE RUDER (6-2, 222, SR.) <b>OR</b>
RB	6	IKAIKA RAGSDALE (5-11, 218, JR.) <b>OR</b>
	27	OSCAR ADAWAY III (5-10, 219, JR.) <b>OR</b>
	23	ISAIHA JOHNSON (5-10, 210, JR.) <b>OR</b>
	5	AYO ADEYI (5-7, 192, JR.)

## DEFENSE

DE	44	MAZIN RICHARDS (6-1, 240, SR.) <b>OR</b>
	95	KORTLIN RAUSAW (6-3, 275, JR.)
DT	10	RODERICK BROWN (5-11, 303, JR.)
	9	Enoch Jackson (5-11, 301, Jr.)
DE	51	FATAFEHI VAILEA (6-1, 282, SO.)
	45	Kadren Johnson (6-1, 247, Jr.)
LB	21	KEVIN WOOD (5-10, 213, SR.)
	36	Jaylen Smith (5-11, 214, Jr.)
LB	19	JORDAN BROWN (6-1, 228, JR.)
	42	Sifa Leota (6-2, 221, So.)
LB	15	CARSON KROPP (6-1, 230, SR.)
	32	Ethan Wesloski (6-1, 229, R-Fr.)
S	1	LOGAN WILSON (5-10, 170, JR.)
	11	Patrick Smith (5-9, 184 R-Fr.)
S	0	PHIL HILL (6-0, 198, JR.) <b>OR</b>
	4	DILLION WILLIAMS (5-11, 178, SO.)
S	7	NICK NAKWAASAH (5-11, 199, JR.)
	23	Bryce Linder (6-0, 176, So.)
CB	5	RIDGE TEXADA (5-8, 181, JR.)
	29	Christian Traylor (5-8, 188, So.)
CB	6	LORONZO THOMPSON (5-11, 169, JR.) <b>OR</b>
	8	JOHN DAVIS (6-0, 187, SR.)

## SPECIAL TEAMS

K	99	NOAH RAUSCHENBERG (6-0, 198, SR.)
P	41	SAWYER EVANS (6-3, 203, JR.)
KR	1	KAYLON HORTON (5-9, 173, SR.)
	2	RODERIC BURNS (5-9, 190, SR.)
PR	9	JA'MORI MACLIN (5-11, 183, SO.) <b>OR</b>
	2	RODERIC BURNS (5-9, 190, SR.)
LS	47	JP HADLEY (6-3, 234, SR.)
	49	Collin Brown (5-11, 240, Jr.)

## CAREER STARTS

33	Mazin Richards
25	Gabe Blair, Roderic Burns
24	Ethan Miner
23	Daizion Carroll
21	John Davis
18	Kaci Moreka, Chandler Rogers
17	Damon Ward
16	Ridge Texada, Kevin Wood
15	Roderick Brown, Jett Duncan
12	Febechi Nwaiwu, Jordan Smart
11	Fatafehi Vailea
10	Logan Wilson
9	J'Kalon Carter, Paula Vaipulu
8	Blair Conwright, Stone Earle, Kadren Johnson, Ikaika Ragsdale
6	Trey Cleveland, Kaylon Horton
5	Jace Ruder
4	Oscar Adaway III, Leronzo Thompson
3	Ayo Adeyi, Viczaril Alobwede, Detraveon Brown
2	JD Head, Enoch Jackson, Isaiah Johnson, Tarik Luckett
1	Jordan Brown, Sifa Leota, Ja'Mori Maclin, Zhighlil McMillan

## CONSECUTIVE STARTS

24	Gabe Blair
23	Daizion Carroll

## CAREER GAMES PLAYED

44	Noah Rauschenberg
42	Kevin Wood
40	Kaylon Horton
39	Daizion Carroll, Trey Cleveland
38	Blair Conwright
37	Roderic Burns
35	Jordan Brown, John Davis Jr., Kaci Moreka, Mazin Richards
34	Jett Duncan, Ridge Texada,
33	Carson Kropp, Leronzo Thompson
32	Ethan Miner
27	Kadren Johnson, Ikaika Ragsdale, Jaylen Smith,
26	Viczaril Alobwede, Gabe Blair, Enoch Jackson, Isaiah Johnson, Damon Ward
25	Leke Asenuga, Roderick Brown
24	Chandler Rogers, Jordan Smart
22	Ayo Adeyi, Harold West
21	Kortlin Rausaw
20	Alphie Guillory, Christian Lee
19	Oscar Adaway III, Phil Hill, Ja'Mori Maclin
18	J'Kalon Carter, Dorian Morris, Paula Vaipulu
17	Tarik Luckett, Nick Nakwaasah
16	Grady Brewer, Zhighlil McMillan, Febechi Nwaiwu, Logan Wilson
15	Stone Earle, JP Hadley, Sifa Leota,
14	Nick Nakwaasah, Kaghen Roach, Jace Ruder, Fatafehi Vailea, Dillion Williams
13	Datraveon Brown
12	Xzavior Kautai
11	Sawyer Evans
6	JD Head, BK Jackson
5	Robert Johnson
4	Qualon Farrar, Bryce Linder, Patrick Smith
3	K'Von Hamilton
2	Larry Moore, Howard Sampson, Ethan Wesloski, Chris Wright
1	Samora Ezekiel, Evan Greene, Isaiah Villanueva

## PRONUNCIATION GUIDE

Oscar ADAWAY III	ADD-away
AYO ADEYI	EYE-OH uh-DAY-ee
VICZARIL ALOBWEDE	VICK-uh-rill AL-ub-WAY-dey
JAYVEN Anderson	JAY-vin
LEKE ASENUGA	LAY-kay OSH-uh-NEW-guh
CHAVEZ Brown	CHA-vez
DETRAVEON Brown	duh-tray-VEE-on
DAIZION Carroll	DAZE-ee-on
J'KALON Carter	juh-KAY-lun
Stone EARLE	Earl
DEMERICK Gary	DIM-rick
Dylan GEBBIA	JEB-ee-UH
Alphie GUILLORY	GILL-or-ee
QUALON FARRAR	KWAY-lin FUH-rawr
K'VON Hamilton	kuh-VON
KAYLON Horton	Kay-LON (like ON)
ENOCH Jackson	EE-knock
KADREN Johnson	KAY-drin
XZAVIOR KAUTAI	ex-AY-vee-YOR KUH-tie
Carson KROPP	like Crop
SIFA LEOTA	SEE-fuh lee-OH-tuh

TARIK LUCKETT	TUH-reek LUH-KETT
Desmond MAGIYA	muh-GEE-yuh
ZHIGHLIL McMillan	ZYE-lil
KACI MOREKA	kay-SEE mor-EE-cuh
KALI NGUMA	kaw-LEE UN-goo-MUH
FEBECHI NWAIWU	fuh-BETCH-ee WEE-woo
IKAIKA Ragsdale	ee-ky-kuh
Kortlin RAUSAW	rah-saw
Noah RAUSCHENBERG	RAW-shin-BURG
MAZIN Richards	MAY-zin
Richard ROCQUEMORE	Rock-UH-more
Jace RUDER	ROO-durr
Isaac SOHN	SONE (like CONE)
Corey SWINEY	SWEE-knee
Ridge TEXADA	tuh-HA-duh
LORONZO Thompson	loh-RON-zoh
FATAFEHI VAILEA	FAH-tah-FAY-hee vye-LEE-uh
PAULA VAIPULU	POW-luh vye-POO-lew
Ethan WESLOSKI	wes-LOS-kee
DILLION Williams	DILL-un



# 2023 ROSTER

PLAYERS

## ALPHABETICAL ROSTER

NO.	PLAYER, POS.
46	Brad Adamcik, TE
27	Oscar Adaya III, RB
5	Ayo Adeyi, RB
96	Vic Alobwede, DL
14	Jayven Anderson, S
71	Leke Asenuga, OL
40	Trent Ayers, DL
65	Gabe Blair, OL
46	Grady Brewer, LB
24	Chavez Brown, LB
49	Collin Brown, LS
11	Detraevon Brown, WR
19	Jordan Brown, LB
10	Roderick Brown, DL
98	Dadrian Burleson, DL
2	Roderic Burns, WR
78	Daizion Carroll, OL
14	J'Kalon Carter, WR
7	Trey Cleveland, WR
0	Blair Conwright, WR
83	Zack Darkoch, WR
8	John Davis, CB
47	Harrison Dempsey, S
64	Jett Duncan, OL
3	Stone Earle, QB
41	Sawyer Evans, P
58	Samora Ezekiel, OL
53	Blake Fann, DL
20	Qualon Farrar, RB
39	Richard Garcia III, K
34	CJ Garnett, LB
16	Dylan Gebbia, QB
48	Rodney Green Jr., DL
85	Evan Greene, WR
20	Alphie Guillory, S
47	JP Hadley, LS
92	K'Von Hamilton, DL
2	JD Head, QB
0	Phil Hill, S
1	Kaylon Horton, WR
39	Karter Houchin, LB
37	Christian Hurd, S
29	Adam Jacklin, P
21	BK Jackson, RB
9	Enoch Jackson, DL
16	Evan Jackson, S
66	Josiah Jefferson, OL
23	Isaiah Johnson, RB
45	Kadren Johnson, DL
68	Keon Johnson, OL
31	Robert Johnson, CB
88	Xzavior Kautai, TE
15	Carson Kropp, LB
69	Ryan Krueger, OL
84	Christian Lee, TE
42	Sifa Leota, LB
25	Kollin Lewis, CB
23	Bryce Linder, S
18	Tarik Luckett, CB
9	Ja'Mori Maclin, WR
87	Tim Madison, WR
76	Desmond Magiya, OL
49	Kamdon McFarland, S
25	Makenzie McGill, RB
80	Zhigllil McMillan, WR
67	Ethan Miner, OL
26	Dietrich Moore, LB
74	Larry Moore, OL
94	Marcus Moore, DL

## NUMERICAL ROSTER

No.	Name	Pos.	Ht.	Wt.	Class.	Hometown / Previous School
0	Blair Conwright	WR	5-11	181	Jr.	Lubbock, TX / TCU
0	Phil Hill	S	6-0	198	Jr.	Spring, TX / UNLV
1	Kaylon Horton	WR	5-9	173	Sr.	Houston, TX / Tarleton State
1	Logan Wilson	S	5-10	170	Jr.	Dallas, TX / ULM
2	Roderic Burns	WR	5-9	190	Sr.	Houston, TX / Lamar HS
2	JD Head	QB	6-2	179	So.	Pearland, TX / LA Tech
3	Stone Earle	QB	6-0	207	Jr.	Keller, TX / ACU
4	Chandler Rogers	QB	6-0	195	Jr.	Mansfield, TX / ULM
4	Dillion Williams	S	5-11	178	So.	Nacogdoches, TX / HS
5	Ayo Adeyi	RB	5-7	192	Jr.	Mansfield, TX / Legacy HS
5	Ridge Texada	CB	5-8	181	Jr.	Frisco, TX / McNeese State
6	Ikaika Ragsdale	RB	5-11	218	Jr.	Las Vegas, NV / Bishop Gorman HS
6	Loranzo Thompson	CB	5-11	169	Jr.	Friendswood, TX / Clear Brook HS
7	Trey Cleveland	WR	6-1	193	Jr.	Arlington, TX / Texas Tech
7	Nick Nakwaasah	S	5-11	199	Jr.	Dallas, TX / Central Arkansas
8	John Davis	CB	6-0	187	Sr.	Euleus, TX / Texas Tech
8	Damon Ward, Jr.	WR	5-11	210	Jr.	Beaumont, TX / West Brook HS
9	Enoch Jackson	DL	5-11	301	Jr.	Mansfield, TX / Arkansas
9	Ja'Mori Maclin	WR	5-11	183	So.	Kirkwood, MO / Missouri
10	Roderick Brown	DL	5-11	303	Jr.	Forney, TX / North Forney HS
10	Jace Ruder	QB	6-2	222	Sr.	Norton, KS / North Carolina
11	Detraevon Brown	WR	6-0	196	So.	Shreveport, LA / Northwood HS
11	Patrick Smith	S	5-9	184	R-Fr.	Sugar Land, TX / Clements HS
13	Brian Nelson II	CB	6-0	183	Fr.	Pearland, TX / Shadow Creek HS
13	Josh Smith	TE	6-0	234	So.	Tampa, FL / College of the Canyons
14	Jayven Anderson	S	6-0	202	Fr.	Houston, TX / North Shore HS
14	J'Kalon Carter	WR	5-10	166	Jr.	Aubrey, TX / Illinois State
15	Carson Kropp	LB	6-1	230	Sr.	Owasso, OK / Oklahoma State
15	Jordan Smart	WR	5-10	185	Jr.	Round Rock, TX / UT Permian Basin
16	Dylan Gebbia	QB	6-0	177	Fr.	Los Angeles, CA / Hawaii
16	Evan Jackson	S	5-11	176	Fr.	Houston, TX / North Shore HS
17	Landon Sides	WR	5-11	179	Fr.	Denton, TX / Guyer HS
17	Taylor Starling	CB	5-9	163	Fr.	Dallas, TX / South Oak Cliff HS
18	Tarik Luckett	CB	6-2	184	Sr.	Compton, CA / Arizona State
18	Dorian Morris	WR	5-10	190	Jr.	Mesquite, TX / Poteet HS
19	Jordan Brown	LB	6-1	228	Jr.	Huntsville, TX / HS
20	Qualon Farrar	RB	5-5	195	R-Fr.	Dallas, TX / South Oak Cliff HS
20	Alphie Guillory	S	5-9	202	Jr.	DeSoto, TX / HS
21	BK Jackson	RB	5-11	213	So.	Missouri City, TX / Ridge Point HS
21	Kevin Wood	LB	5-10	213	Sr.	Converse, TX / Judson HS
22	Matthew Moore	LB	6-0	220	Fr.	Killeen, TX / Ellison HS
22	Luke Rossley	WR	5-11	178	R-Fr.	Highland Park, TX / HS
23	Isaiah Johnson	RB	5-10	210	Jr.	Lubbock, TX / Cooper HS
23	Bryce Linder	S	6-0	176	So.	College Station, TX / Blinn College
24	Chavez Brown	LB	6-1	224	So.	Houma, LA / Butler CC
25	Kollin Lewis	CB	5-11	194	Fr.	Gladewater, TX / HS
25	Makenzie McGill	RB	5-9	192	Fr.	Mount Vernon, TX / HS
26	Dietrich Moore	LB	5-10	215	Fr.	Broken Arrow, OK / HS
27	Oscar Adaya III	RB	5-10	219	Jr.	North Little Rock, AR / HS
27	Harold West	S	6-1	188	Jr.	Arlington, TX / Lamar HS
29	Adam Jacklin	P	5-11	195	Fr.	Melbourne, Australia / Whitefrairs College
29	Christian Traylor	CB	5-8	188	So.	Arlington, TX / Martin HS
30	Grayson Ward	S	5-6	180	R-Fr.	Aubrey, TX / HS
31	Robert Johnson	CB	5-11	184	So.	Memphis, TN / Academy of Health Sciences HS
32	Ethan Wesloski	LB	6-1	229	R-Fr.	McKinney, TX / Boyd HS
34	CJ Garnett	LB	6-0	220	So.	Keller, TX / Blinn College
35	Chris Wright	DL	6-3	230	So.	Aledo, TX / HS
36	Jaylen Smith	LB	5-11	214	Jr.	Hamilton, Ontario / St. Thomas More (CT) School
36	Caden Yates	LS	6-1	213	Fr.	Argyle, TX / HS
37	Christian Hurd	S	5-9	192	Fr.	Katy, TX / Paetow HS
38	Caden Park	CB	6-0	188	R-Fr.	McKinney, TX / Boyd HS
39	Karter Houchin	LB	5-10	218	R-Fr.	Decatur, TX / HS
39	Richard Garcia III	K	5-10	150	Sr.	Forney, TX / Texas Southern
40	Trent Ayers	DL	6-1	218	Jr.	Arlington, TX / Navarro College
40	Kali Nguma	K	5-10	183	Fr.	Mission, TX / Sharyland HS
41	Sawyer Evans	P	6-3	203	Jr.	Arlington, TX / Texas Southern
41	Corey Swiney	S	5-10	186	Fr.	Pearland, TX / Shadow Creek HS
42	Sifa Leota	LB	6-2	221	So.	Euleus, TX / Trinity HS
43	Jax Van Zandt	LB	6-0	219	R-Fr.	Alabaster, AL / Thompson HS
44	Mazin Richards	DL	6-1	240	Sr.	Burleson, TX / Eastern New Mexico





# 2023 ROSTER

## NUMERICAL ROSTER

No.	Name	Pos.	Ht.	Wt.	Class.	Hometown / Previous School
45	Kadren Johnson	DL	6-1	247	Sr.	Lewisville, TX / ACU
46	Brad Adamcik	TE	6-4	207	So.	Keller, TX / HS
46	Grady Brewer	LB	5-11	217	So.	Rockwall, TX / Rockwall-Heath HS
47	Harrison Dempsey	DB	5-11	200	So.	Gainesville, TX / Oklahoma State
47	JP Hadley	LS	6-3	234	Sr.	Lacey, NJ / West Virginia
48	Rodney Green Jr.	DL	6-3	260	Jr.	Philadelphia, PA / Hutchinson CC
49	Collin Brown	LS	5-11	240	Jr.	Austin, TX / Blinn College
49	Kamdon McFarland	S	6-0	204	So.	Mansfield, TX / Lake Ridge HS
50	Kade Sink	LB	6-1	211	Fr.	Friendswood, TX / Bay Area Christian
51	Fatafehi Vailea	DL	6-1	282	So.	Oakland, CA / Desert Pines (NV) HS
53	Blake Fann	DL	6-1	230	Fr.	Frisco, Texas / Lone Star HS
54	Febechi Nwaiwu	OL	6-4	316	So.	Coppell, TX / HS
56	Dameon Smallwood	OL	6-3	318	R-Fr.	Denison, TX / HS
57	Austin Williams	LB	5-11	227	So.	Irving, TX / HS
58	Samora Ezekiel	OL	6-2	265	R-Fr.	Fort Worth, TX / Paschal HS
60	Paula Vaipulu	OL	6-3	300	Jr.	Channelview, TX / Georgia Tech
62	Caden Reeves	OL	6-3	315	So.	Argyle, TX / HS
64	Jett Duncan	OL	6-1	282	Jr.	The Woodlands, TX / HS
65	Gabe Blair	OL	6-2	294	Jr.	Denton, TX / Guyer HS
66	Josiah Jefferson	OL	6-0	267	R-Fr.	Dallas, TX / Cedar Hill HS
67	Ethan Miner	OL	6-2	296	Jr.	West Hartford, CT / Arkansas State
68	Keon Johnson	OL	6-4	404	Fr.	Akron, OH / Archbishop Hoban HS
69	Ryan Krueger	OL	6-2	255	Fr.	Hurst, TX / LD Bell HS
70	Isaac Sohn	OL	6-5	271	Fr.	Aledo, TX / HS
71	Leke Asenuga	OL	6-2	300	So.	Houston, TX / New Mexico
72	Isaiah Villanueva	OL	6-2	279	R-Fr.	Katy, TX / Paetow HS
74	Larry Moore	OL	6-6	274	Jr.	Missouri City, TX / Texas Tech
76	Desmond Magiya	OL	6-5	272	Fr.	McKinney, TX / HS
77	Kaci Moreka	OL	6-5	291	Sr.	Arlington, TX / Trinity Valley CC
78	Daizion Carroll	OL	6-1	314	Sr.	Waco, TX / Midway HS
79	Howard Sampson	OL	6-8	325	R-Fr.	Humble, TX / HS
80	Zhigilil McMillan	WR	6-0	208	So.	Frisco, TX / Independence HS
81	Richard Rocquemore	WR	5-10	176	So.	Mansfield, TX / ACU
82	Dorian Windley	WR	5-7	177	So.	Irving, TX / Ranchview HS
83	Zack Darkoch	WR	5-10	160	Fr.	Coppell, TX / HS
84	Christian Lee	TE	6-3	221	Jr.	Friendswood, TX / HS
85	Evan Greene	WR	5-11	191	So.	Dallas, TX / Parish Episcopal
86	Kaden Taylor	WR	5-9	160	So.	Azle, TX / Northwestern Oklahoma State
87	Tim Madison	WR	6-0	173	Fr.	Frisco, TX / Lebanon Trail HS
88	Xzavior Kautai	TE	6-0	235	So.	Euleess, TX / Trinity HS
89	West Wilson	TE	6-1	248	Fr.	Allen, TX / Lovejoy HS
90	Kaghen Roach	DL	6-5	257	Jr.	Celina, TX / Blinn College
91	Keith Smith	DL	6-2	255	Fr.	Dallas, TX / South Oak Cliff HS
92	K'Von Hamilton	DL	6-1	238	So.	Parker, TX / Pittsburg State
93	Drumani West-Asoma	DL	6-3	223	Fr.	Mansfield, TX / HS
94	Marcus Moore	DL	6-0	300	Jr.	The Colony, TX / Coffeyville CC
95	Kortlin Rausaw	DL	6-3	275	So.	Wylie, TX / HS
96	Vic Alobwede	DL	6-5	266	Jr.	Stone Mountain, GA / UMass
98	Dadrian Burleson	DL	6-0	328	Jr.	Dallas, TX / Texas College
99	Noah Rauschenberg	K	6-0	198	Sr.	Tulsa, OK / Baylor

## ALPHABETICAL ROSTER

NO.	PLAYER, POS.
22	Matthew Moore, LB
77	Kaci Moreka, OL
18	Dorian Morris, WR
7	Nick Nakwaasah, S
13	Brian Nelson II, CB
40	Kali Nguma, K
54	Febechi Nwaiwu, OL
38	Caden Park, CB
6	Ikaika Ragsdale, RB
95	Kortlin Rausaw, DL
99	Noah Rauschenberg, K
62	Caden Reeves, OL
44	Mazin Richards, DL
90	Kaghen Roach, DL
81	Richard Rocquemore, WR
4	Chandler Rogers, QB
22	Luke Rossley, WR
10	Jace Ruder, QB
79	Howard Sampson, OL
17	Landon Sides, WR
50	Kade Sink, LB
56	Dameon Smallwood, OL
15	Jordan Smart, WR
36	Jaylen Smith, LB
13	Josh Smith, TE
91	Keith Smith, DL
11	Patrick Smith, S
70	Isaac Sohn, OL
17	Taylor Starling, CB
41	Corey Swiney, S
86	Kaden Taylor, WR
5	Ridge Texada, CB
6	Lorenzo Thompson, CB
29	Christian Traylor, CB
51	Fatafehi Vailea, DL
60	Paula Vaipulu, OL
43	Jax Van Zandt, LB
72	Isaiah Villanueva, OL
8	Damon Ward, Jr., WR
30	Grayson Ward, S
32	Ethan Wesloski, LB
27	Harold West, S
93	Drumani West-Asoma, DL
57	Austin Williams, LB
4	Dillion Williams, S
1	Logan Wilson, S
89	West Wilson, TE
82	Dorian Windley, WR
21	Kevin Wood, LB
35	Chris Wright, DL
36	Caden Yates, LS

PLAYERS

## COACHING STAFF

**Head Coach:** Eric Morris (Texas Tech, 2008)  
**Assoc. Head Coach/Special Teams Coord.:** Drew Svoboda (SFA, 1999)  
**Asst. Head Coach/Tight Ends:** Chris Gilbert (Angelo St., 1999)  
**Defensive Coordinator/Corners:** Matt Caponi (Mt. Union, 2005)  
**Offensive Coordinator/Wide Receivers:** Jordan Davis (Texas Tech, 2014)  
**Asst. Coach/Quarterbacks:** Sean Brophy (UIW, 2018)

**Asst. Coach/Running Backs:** Patrick Cobbs (UNT, 2005)  
**Asst. Coach/Offensive Line:** Jon Cooper (Oklahoma, 2009)  
**Asst. Coach/Defensive Line:** Demerick Gary (SMU, 2019)  
**Asst. Coach/Safeties:** Clay Jennings (UNT, 1997)  
**Asst. Coach/Linebackers:** Colby Kratch (Toledo, 2013)



# PLAYERS



46

**BRAD ADAMCIK**

TE • 6-4 • 207 • SO. • HS  
KELLER, TEXAS (HS)

**High School:** Attended Keller High School, playing under head coach Carl Stralow ... two-Year varsity starter on both sides of the ball at TE and DE ... all-District selection at both TE and DE as a junior and senior



27

**OSCAR ADAWAY III**

RB • 5-10 • 219 • JR. • 2L  
NORTH LITTLE ROCK, ARK. (HS)

**2022:** Named to the CSC Comeback Player of the Year Watch List ... appeared in nine games with two starts on the year ... had 118 rushes for 583 yards and five rushing touchdowns ... ran 20 times for 117 yards against SMU ... scored a pair of touchdowns with 17 rushes for 85 yards against Texas Southern ... ran 14 times for 73 yards and also caught a touchdown pass at UNLV ... rushed for 113 yards and a touchdown on 16 carries to help UNT break the single-game school rushing record against LA Tech.

**2021:** Missed season due to ACL injury suffered in fall camp


**2020:** Rushed 99 times for 572 yards and three touchdowns while catching two passes for eight yards in seven appearances ... Led the team with 26 carries and rushed for 97 yards and a touchdown in the Myrtle Beach Bowl on 12/21 ... Tied for the team-high with 15 carries and rushed for 65 yards in the win vs. UTEP on 12/11 ... Rushed four times for 15 yards vs. Louisiana Tech on 12/3 ... Rushed for team-highs 101 yards on 15 carries while catching two passes for eight yards at UTSA on 11/28 ... Rushed 14 times for 72 yards in the win vs. Rice on 11/21 ... Had team-highs with 20 carries and 104 yards vs. SMU on 9/19 ... Rushed five times for a team-high 118 yards and two touchdowns, the first of his career in the season-opening win vs. HBU on 9/5

**2019:** Redshirted his first year on campus after just appearing in three games ... Made his collegiate debut and rushed four times for 42 yards in the win vs. UTEP on 11/2

**High School:** Rated a 3-star recruit by ESPN, 247Sports and 247Sports Composite, and a 2-star recruit by Rivals ... Ranked the No. 95 running back in the nation and the No. 9 recruit in Arkansas by ESPN ... Ranked the No. 100 running back in the nation and No. 12 recruit in Arkansas by 247Sports Composite ... Ranked the No. 69 running back in the nation and No. 11 recruit in Arkansas by 247Sports ... As a senior, had 139 rushes for 953 yards and 12 touchdowns; and had 42 receptions for 656 yards and six touchdowns ... Received offers from Colorado State, Southern Miss, Arkansas-Pine Bluff, Central Arkansas, Eastern Illinois, Indiana State, Southeast Missouri State, Tennessee-Martin and Texas State.

### ADAWAY CAREER STATISTICS

RUSHING							
YEAR	G/GS	ATT	YD	AVG/A	TD	LP/OPPONENT	
2019	3/0	4	42	10.5	0	25/UTEP (11/2/19)	
2020	7/2	99	572	5.8	3	47/HBU (9/5/20)	
2021						DNP - INJURY	
2022	9/2	118	583	4.9	5	35/SMU (9/3/22)	
<b>CAREER</b>	<b>19/4</b>	<b>221</b>	<b>1,197</b>	<b>5.4</b>	<b>8</b>	<b>47/HBU (9/5/20)</b>	



5

**AYO ADEYI**

RB • 5-7 • 192 • JR. • 2L  
MANSFIELD, TEXAS (HARDING)


**2022:** Earned CSC Academic All-District honors ... saw action in 12 games on the year with three starts ... led the team with 807 rushing yards on 112 carries ... finished the year seventh in Division I with 7.21 yards per carry ... rushed 17 times for 80 yards in the season opener vs. UTEP ... had 10 rushes for 135 yards and a touchdown against Texas Southern ... ran for 122 yards on just seven carries against LA Tech to help UNT break the single game school rushing record ... had 10 carries for 72 yards and a touchdown against Western Kentucky.

**2021:** Named to Conference USA All-Freshman team ... Rushed for 496 yards on 84 carries with six touchdowns in 10 games ... Also had one reception for three yard ... Season high 99 yards with one touchdown against Liberty ... Scored a pair of touchdowns including gamewinner in overtime against Rice ... Totaled 86 yards and a score against Marshall ... Tallied 81 yards on nine carries and a touchdown at FIU ... Added 77 yards with a score in upset win over No. 15 UTSA

**Prior to UNT:** Spent the 2020 season at Division II Harding University in Searcy, Arkansas ... Prepped at Mansfield Legacy High School ... Rushed for 1,227 yards in his senior year, averaging 5.6 per carry ... Totaled eight rushing touchdowns during his senior season with an additional two receiving scores

### ADEYI CAREER STATISTICS

RUSHING						
YEAR	G/GS	ATT	YD	AVG/A	TD	LP/OPPONENT
2021	10/0	84	496	5.9	6	42/2x, last vs. UTSA (11/27/21)
2022	12/3	112	807	7.2	4	92/LA Tech (10/15/22)
<b>CAREER</b>	<b>22/3</b>	<b>196</b>	<b>1,303</b>	<b>6.6</b>	<b>10</b>	<b>92/LA Tech (10/15/22)</b>



96

**VIC ALOBWE**

DL • 6-5 • 266 • JR. • TR  
STONE MOUNTAIN, GA. (UMASS)

**Prior to UNT:** Played three seasons at UMass ... saw action in 26 games in his career with 52 tackles, 3.0 TFL and one sack ... also had one fumble recovery ... appeared in 10 games as a sophomore in 2022 with 10 tackles and one pass break up ... saw action in 12 games as a freshman in 2021 ... finished with 25 tackles, 2.5 TFL and one sack ... played in four games during the 2020 season ... had 17 tackles ... prepped at Stephenson (Ga.) High School for coach Ron Gartrell ... Helped Stephenson finish the 2019 season with an 10-2 record and a No. 9 ranking in Georgia Sports Writers Association's Class 6A Poll ... Also competed in track and field

### ALOBWE CAREER STATISTICS

DEFENSIVE									
YEAR	G/GS	UT	AT	TT	TFL-YD	QBS-YD	FF/FR	QBH	INT-YD
2020 (MASS)	4/0	8	9	17	0.5-0	0-0	0/0	0	0-0
2021 (MASS)	4/2	5	8	13	2.0-6	0.5-5	0/0	0	0-0
2022 (MASS)	10/1	5	5	10	0-0	0-0	0/0	0	0-0
<b>CAREER</b>	<b>18/3</b>	<b>18</b>	<b>22</b>	<b>40</b>	<b>2.5-6</b>	<b>0.5-5</b>	<b>0/0</b>	<b>0</b>	<b>0-0</b>



# PLAYERS



**14**  
**JAYVEN ANDERSON**  
S • 6-0 • 202 • FR. • HS  
HOUSTON, TEXAS (NORTH SHORE HS)

**High School:** Starred at North Shore in Houston ... helped team to 15-1 record as a senior ... first team All-State ... first team All-District honoree ... 64 tackles and four interceptions with 16 breakups ... added 4.0 TFL and scored four touchdowns ... District 21-6A Co-Defensive Player of the Year ... MaxPreps second team All-American ... earned a three-star rating from Rivals ... No. 61 player in Texas ... No. 51 linebacker in country ... rated three stars by ESPN ... No. 196 in Texas ... No. 92 safety in the country ... earned three-star rating from On3 ... No. 115 in Texas ... 247 Sports rates as a three-star prospect ... No. 183 in Texas ... No. 96 safety ... three-star prospect according to Dave Campbell's Texas Football ... 78 tackles, 5.0 TFL and three PBU in 2021 ... added five interceptions and two fumble recoveries ... Texas 21-6A first-team all-district selection as a junior ... Helped North Shore to a 15-1 record and the Class 6A-I state championship ... Class 6A first-team all-state selection by the Texas Sportswriters Association (TSWA) ... Competed in track and field as a sophomore in Spring 2021 ... Named to Houston Chronicle's All-Greater Houston team as a junior and a senior ... played in two state title games.



**71**  
**LEKE ASEUGA**  
OL • 6-2 • 300 • SO. • 1L  
HOUSTON, TEXAS (NEW MEXICO)

**2022:** Appeared in 13 games on the season, primarily on special teams

**Prior to UNT:** Spent two seasons at New Mexico ... Played in eight games in 2021... Saw action in four games in 2020 ... Snaps against Hawaii, Air Force and Utah State and Fresno State came on offense and special teams ... lettered in football at George Bush High School for coach Allen Aldridge ... Prior to Bush he played at Foster High School ... Named 20-6A First Team All-District as an offensive lineman in 2019 and 2018 ... Named to VYPE Houston's Top 100 Collegiate Prospects List ... Listed by The Houston Chronicle as the No. 30 OL prospect in Texas

### ASEUGA CAREER STATISTICS


OFFENSIVE	
YEAR	G/GS
2020 (UNM)	4/0
2021 (UNM)	8/0
2022	13/0
<b>CAREER</b>	<b>25/0</b>



**40**  
**TRENT AYERS**  
DL • 6-1 • 218 • JR. • RS  
ARLINGTON, TEXAS (NAVARRO COLLEGE)

**2022:** Did not appear in game action ... redshirted.

**Prior to UNT:** Played at Navarro College for coach Scott Parr ... Totaled 16 tackles and two sacks in seven games during 2020 season ... His 16 tackles were third on the team ... Named honorable mention All-SWJCFC ... Played in only three games due to injury in 2021 ... Prepped at Colleyville Heritage High School under coach Joe Willis ... Named 8-5A All-District first team defensive end in 2020 ... Also earned a 5A All-Academic Honorable Mention



**65**  
**GABE BLAIR**  
OL • 6-2 • 294 • JR. • 2L  
DENTON, TEXAS (GUYER HS)

**2022:** First Team All-CUSA (PFF, Phil Steele) ... Fourth team Preseason All-CUSA (Athlon) ... started all 14 games on the offensive line for UNT ... part of UNT Offense that finished No. 25 nationally in rushing (199.86 ypg) ... offense was third in CUSA in scoring (33.8 ppg) and total offense (461.8 ypg) ... helped three different running backs post 100-yard games during the season for a total of seven games ... helped UNT set school record for rushing with 475 yards against LA Tech

**2021:** Named to C-USA All-Freshman team ... Started 11 games at LG while appearing in 12 ... Helped block for the best rushing offense in CUSA (233.5 ypg), a unit that ranked fifth nationally ... Made his first start against UAB on 9/18

**High School:** Starred at Guyer High for coach Rodney Webb ... Rated a three-star prospect by 247Sports Composite ... Rated by 247 as the No. 17 center in the class of 2021 and No. 186 prospect in Texas ... Helped pave the way as a senior for a Guyer rushing attack that has rushed for 3,499 yards, 6.0 yards per carry, 269.2 yards per game and 53 rushing touchdowns in 14 games in 2020, helping the Wildcats to the 6A Division 2 semifinal, where they fell to Cedar Hill ... As a junior, was a part of a state championship appearance for Guyer, the Wildcats gained 4,325 yards on the ground, 8.0 yards per carry, 270.3 yards per game and scored 60 rushing touchdowns ... Held offers from Virginia Tech, USC, UNLV, Syracuse, Tulane, Colorado, Arkansas State, Tulsa, Air Force, Lamar, Sam Houston State and Louisiana-Monroe

### BLAIR CAREER STATISTICS

OFFENSIVE	
YEAR	G/GS
2021	12/11
2022	14/14
<b>CAREER</b>	<b>12/11</b>



# PLAYERS



**46**

**GRADY BREWER**

LB • 5-11 • 217 • SO. • 1L  
ROCKWALL, TEXAS (ROCKWALL-HEATH HS)

**2022:** Appeared in 13 games on the year, primarily on special teams ... did not record any statistics.

**2021:** Appeared in three games and maintained a redshirt ... Made collegiate debut in road trip to SMU ... Also saw action on special teams against UAB and Missouri

**High School:** Prepped at Rockwall-Heath HS for coach Mike Spradlin ... Had 172 tackles with 2.0 sacks as a senior ... Helped team to 10-4 record and trip to regional final ... First team Class 6A All-State pick as a senior



**24**

**CHAVEZ BROWN**

LB • 6-1 • 224 • SO. • JR  
HOUMA, LA. (BUTLER CC)

**Prior to UNT:** Played in six games at Butler CC ... transitioned from wide receiver to linebacker ... finished the year with 8 total tackles ... prepped at Terrebonne HS ... was a 5A First Team All-District selection in 2020 ... also was a standout on the basketball team




**49**

**COLLIN BROWN**

LS • 5-11 • 240 • JR. • RS  
AUSTIN, TEXAS (BLINN COLLEGE)

**2022:** Did not appear in game action.

**Prior to UNT:** Played two seasons at Blinn College in Bryan, Texas ... saw action in six games in 2021 as long snapper ... redshirted the 2020 season ... Prepped at St. Dominic Savio Catholic School in Austin, Texas, under coach Tim Prukop ... helped team to 2019 state championship runner-up finish in TAPPS Division V



**11**

**DETRAVEON BROWN**

WR • 6-0 • 196 • SO. • 1L  
SHREVEPORT, LA. (NORTHWOOD HS)

**2022:** Missed season due to knee injury ... redshirted

**2021:** Saw action in 11 games with three starts ... Caught eight passes for 170 yards and a touchdown ... Had one reception for 12 yards in Frisco Football Classic vs. Miami on 12/23 ... Caught two passes for 70 yards against UTEP on 11/13 ... Caught four passes for 85 yards at Southern Miss on 11/06 ... Caught one pass for a three-yard touchdown against UAB on 9/18

**2020:** Played in one game ... Made his collegiate debut in the season-opening win vs. HBU on 9/5

**High School:** Rated a three-star prospect by 247Sports ... Ranked as the No. 43 player coming out of Louisiana by 247Sports ... Played in 37 games for Northwood High School, finishing with 151 career receptions for 2,568 yards and 46 touchdowns ... Named to the Louisiana Sports Writers Association all-state honorable mention team season in 2019 after catching 57 passes for 904 yards and 20 touchdowns ... Held offers from Colorado State, Houston, Kansas, Kentucky, Louisiana, Louisiana Tech, ULM, Ole Miss, South Alabama, Southern Miss and UTSA.

### D. BROWN CAREER STATISTICS

#### RECEIVING

YEAR	G/GS	REC	YD	AVG	TD	LP/OPPONENT
2020	2/0	0	0	0	0	--
2021	11/3	8	170	21.3	1	58/UTEP (11/13/21)
2022						DNP - INJURY
<b>CAREER</b>	<b>13/3</b>	<b>8</b>	<b>170</b>	<b>21.3</b>	<b>1</b>	<b>58/UTEP (2021)</b>

PLAYERS





# PLAYERS



**19**  
**JORDAN BROWN**  
LB • 6-1 • 228 • JR. • 3L  
HUNTSVILLE, TEXAS (HS)

**2022:** Appeared in all 14 games on the year for UNT ... totaled 34 tackles with 3.0 tackles for loss as well as a sack ... Finished with a season-high nine tackles including a TFL in the win over Texas Southern ... Totaled eight tackles, two TFLs and a sack in the contest at Memphis ... had three tackles in the regular season finale against Rice.


**2021:** Totaled 28 tackles, one quarterback hurry and one pass breakup with a forced fumble and three fumble recoveries in 13 games ... Second on the team with nine special teams tackles ... Made two tackles and recovered a fumble against UTSA on 11/27 ... Made eight tackles, a quarterback hurry and a pass breakup at FIU on 11/20 ... Made five tackles at Southern Miss on 11/06 ... Made a tackle at Rice on 10/30 ... Made a tackle against Marshall on 10/15 ... Made a tackle at Louisiana Tech on 9/25 ... Made two tackles against UAB on 9/18 ... Made three tackles and recovered a fumble at SMU on 9/11 ... Made four tackles, forced a fumble and recovered a fumble against Northwestern State on 9/04

**2020:** Recorded 16 tackles (12 solo, 4 assisted) in eight appearances with one start ... Had four tackles in the Myrtle Beach Bowl vs. Appalachian State on 12/21 ... Had two tackles while making his first career start in the win vs. UTEP on 12/11 ... Had a career-high five tackles, with four being solo and 1.0 for loss, his first career sack and a pass break-up vs. Louisiana Tech on 12/3 ... Had a tackle at UTSA on 11/21 ... Had two solo tackles in the win vs. Rice on 11/21 ... Had one tackle in the win at Middle Tennessee on 10/17 ... Made his collegiate debut and recorded his first career tackle in the season-opening win vs. HBU on 9/5

**High School:** ... Rated a three-star prospect by 247Sports ... The 247 Composite ranks him as the No. 183 player in the state of Texas and No. 95 OLB in the nation ... Registered 126 total tackles (81 solo), five sacks, three interceptions and three forced fumbles as a senior ... Named 2019 District 10-5A Co-Defensive Player of the Year ... Held offers from Colorado State, ULM, Tulsa, Houston Baptist, Incarnate Word and Texas Southern.

## J. BROWN CAREER STATISTICS

DEFENSIVE									
YEAR	G/GS	UT	AT	TT	TFL-YD	QBS-YD	FF/FR	PBU	INT-YD
2020	8/1	12	4	16	1.0-12	1-12	0/0	1	0-0
2021	13/0	11	17	28	0-0	0-0	1/3	1	0-0
2022	14/0	19	15	34	3-12	1-5	0/0	0	0-0
<b>CAREER</b>	<b>34/1</b>	<b>42</b>	<b>36</b>	<b>78</b>	<b>4-24</b>	<b>2.0-17</b>	<b>1/3</b>	<b>2</b>	<b>0-0</b>



**10**  
**RODERICK BROWN**  
DL • 5-11 • 303 • JR. • 2L  
FORNEY, TEXAS (NORTH FORNEY HS)


**2022:** Second Team All-CUSA (PFN) ... C-USA Preseason Watch List ... Second team Preseason All-CUSA (Phil Steele) ... Third team Preseason All-CUSA (Athlon) ... started all 14 games on the year for the Mean Green ... recorded 41 tackles, 4.5 tackles for loss and was second on the team with 4.0 sacks on the year ... posted three tackles as well as a sack on the road at UNLV ... had four tackles and 2.5 sacks in the win over LA Tech ... posted a season-high eight tackles with 0.5 TFLs in the C-USA Championship against UTSA.

**2021:** Named to PFF and C-USA All-Freshman teams ... Played in 10 games as a true freshman in 2021 ... Totaled 19 tackles, four TFLs and three sacks while forcing two fumbles ... Made at least one tackle in eight different games ... Forced a fumble alongside two tackles and a sack at Southern Miss on 11/06 ... Made six tackles against Marshall on 10/15 ... Season-high seven tackles with a sack and two TFLs at Missouri on 10/09 ... Had a sack and a forced fumble at Louisiana Tech on 9/25

**High School:** Starred at North Forney High ... Rated a three-star prospect by 247Sports and a two-star prospect by Rivals.com ... Rated the No. 129 DT in the nation and No. 347 prospect in the state of Texas according to 247Sports ... Registered 65 tackles (40 solo), 15 tackles for loss, five sacks, 29 quarterback hurries, a forced fumble and a fumble recovery as a senior ... Held offers from Air Force, Arkansas State, Army, Buffalo, Houston and Tulane

## R. BROWN CAREER STATISTICS

DEFENSIVE									
YEAR	G/GS	UT	AT	TT	TFL-YD	QBS-YD	FF/FR	QBH	INT-YD
2021	11/0	13	7	20	4.0-33	3.0-29	2/0	0	0-0
2022	14/14	18	24	42	4.5-26	4-25	0/0	0	0/0
<b>CAREER</b>	<b>25/14</b>	<b>31</b>	<b>31</b>	<b>62</b>	<b>8.5-59</b>	<b>7.0-54</b>	<b>2/0</b>	<b>0</b>	<b>0-0</b>



**98**  
**DADRIAN BURLESON**  
DL • 6-0 • 328 • JR. • TR  
DALLAS, TEXAS (TEXAS COLLEGE)

**Prior to UNT:** Spent the 2022 season at Texas College ... played in seven games with 15.0 tackles ... prepped at Skyline High School under head coach Herman Johnson Jr.

PLAYERS



# PLAYERS



**2**  
**RODERIC BURNS**  
WR • 5-9 • 190 • SR. • 3L  
HOUSTON, TEXAS (LAMAR HS)

**2022:** PFF Offensive Team of the Week (10/24/22) ... Biletnikoff Award Watch List ... Earl Campbell Tyler Rose Watch List ... C-USA Preseason Watch List ... Fourth team Preseason All-CUSA (Athlon, Phil Steele) ... saw action in all 14 games with 12 starts on the year ... led the team with 40 catches for 676 yards ... caught three balls for 72 yards in the season opener against UTEP ... had a 70 yard touchdown catch in the win over Texas Southern ... had five catches for 98 yards at UNLV ... caught six passes for a season-high 139 yards against UTSA.

**2021:** Played in all 13 games with 12 starts ... Placed on scholarship in September ... Became first UNT player since Rico Bussey in 2018 to open the season with consecutive 100-yard receiving games ... Led team in all three receiving categories ... caught 58 passes for 802 yards and four touchdowns ... also rushed twice for 18 yards ... Returned 10 punts for 66 yards and one kick for 19 yards for a total of 905 all-purpose yards on the year ... Caught three passes for 106 yards and a touchdown with one punt return of 14 yards at FIU on 11/20 ... Caught five passes for 93 yards and a touchdown with one punt return for one yard against UTEP on 11/13 ... Caught six passes for 53 yards while rushing once for 10 yards and returning one punt for 20 yards against Liberty on 10/23 ... Caught four passes for 32 yards with one rush for eight yards and two punt returns for 14 yards against Marshall on 10/15 ... Caught five passes for 71 yards and a touchdown at Missouri on 10/09 ... Caught two passes for 21 yards and one punt for 13 yards against UAB on 9/18 ... Caught 12 passes for 141 yards at SMU on 9/11 ... Caught six passes for 114 yards and a touchdown against Northwestern State on 9/4, for his first career 100 yard game.

**2020:** Played in nine games ... Caught 12 passes for 161 yards ... Caught a career-high five passes for 45 yards in the Myrtle Beach Bowl vs. Appalachian State on 12/21 ... Caught one pass for six yards in the win vs. UTEP on 12/11 ... Caught one pass for four yards vs. Louisiana Tech on 12/3 ... Caught one pass for 31 yards in the win at Middle Tennessee on 10/17 ... Caught one pass for four yards vs. Southern Miss on 10/3 ... Tied his career-high with two catches for a career-high 62 yards while also rushing once for seven yards vs. SMU on 9/19 ... Caught one pass for nine yards in the season-opening win vs. HBU on 9/5

**2019:** Played in two games ... caught two passes for 19 yards in two appearances for the Mean Green ... Caught two passes for 19 yards vs. Houston on 9/28

**2018:** Did not appear for the Mean Green ... redshirted

**High School:** Appeared in 11 games as a senior at Lamar HS ... Caught 18 passes for 321 yards with five touchdowns and also carried 12 times for 120 yards and two more scores as a senior ... Carried 60 times for 449 yards and two touchdowns and caught three passes for 38 yards as a junior in 2016-17 ... Carried 21 times for 185 yards and three touchdowns as a sophomore

## R. BURNS CAREER STATISTICS

RECEIVING						
YEAR	G/GS	REC	YD	AVG	TD	LP/OPPONENT
2018						Redshirted
2019	2/0	2	19	9.5	0	11/Houston (9/28/19)
2020	9/0	12	161	13.4	0	44/SMU (9/19/20)
2021	13/12	58	802	13.8	4	55/FIU (11/20/21)
2022	14/12	40	676	16.9	1	70/Texas Southern (9/10/22)
<b>CAREER</b>	<b>39/24</b>	<b>112</b>	<b>1658</b>	<b>14.8</b>	<b>5</b>	<b>70/Texas Southern (9/10/22)</b>



**78**  
**DAIZION CARROLL**  
OL • 6-1 • 314 • SR. • 3L  
WACO, TEXAS (MIDWAY HS)

**2022:** Appeared in four games on the year with two starts, missing the middle of the season due to injury ... part of UNT Offense that finished No. 25 nationally in rushing (199.86 ypg) ... offense was third in CUSA in scoring (33.8 ppg) and total offense (461.8 ypg)

**2021:** Started all 13 games, with 12 at right guard and one at center ... Helped block for the best rushing offense in CUSA (233.5 ypg), a unit that ranked fifth nationally

**2020:** Appeared in all 10 games and made eight starts at right guard ... Made his season debut in the season-opening win vs. HBU on 9/5

**2019:** Appeared in all 12 games for the Mean Green ... Made his collegiate debut in the season-opening win vs. Abilene Christian on 8/31

**2018:** Redshirted his first season on campus

**High School:** Played for Jeff Hulme at Midway High in Waco ... Rated a two-star prospect by 247Sports composite rankings and 247Sports ... Helped lead Midway to the 6A Division II state championship game, where they fell to Cy-Fair ... Was a first-team all-district selection as a junior in 2016

## CARROLL CAREER STATISTICS

OFFENSIVE	
YEAR	G/GS
2019	12/0
2020	10/8
2021	13/13
2022	4/2
<b>CAREER</b>	<b>39/23</b>



# PLAYERS



14


## J'KALON CARTER

WR • 5-10 • 166 • JR. • TR  
AUBREY, TEXAS (ILLINOIS STATE)

**Prior to UNT:** Spent two seasons at Illinois State in Normal, Illinois ... played in 18 games in two seasons ... totaled 18 receptions for 146 yards and one touchdown ... had 12 receptions for 111 yards and a score as a sophomore in 2022 ... best game was against Eastern Illinois with four catches for 56 yards and a 17-yard TD ... also had four receptions against Southern Illinois ... six catches for 35 yards as a freshman in 2021 ... prepped at Braswell High for head coach Cody Moore ... started all 10 games and recorded 54 receptions for 833 yards and 10 touchdowns as a senior ... ranked as the No. 1 receiver in the district and the No. 4 receiver in the 6A area ... academic all-state selection ... as a junior, tallied 43 receptions for 604 yards and three touchdowns ... earned first-team all-district honors at wide receiver, while helping team to the second round of the state playoffs with a 9-3 overall record ... earned academic all-state honors and second-team all-area honors as a junior as well ... started all 12 games and was ranked the No. 3 receiver in the district.

### CARTER CAREER STATISTICS

RECEIVING						
YEAR	G/GS	REC	YD	AVG	TD	LP/OPPONENT
2021 (ISU)	9/0	6	35	5.8	0	15/Eastern Illinois (9/18/21)
2022 (ISU)	9/9	12	111	9.3	1	31/Eastern Illinois (9/17/22)
<b>CAREER</b>	<b>18/9</b>	<b>18</b>	<b>146</b>	<b>8.1</b>	<b>1</b>	<b>31/Eastern Illinois (2022)</b>



7

## TREY CLEVELAND

WR • 6-1 • 193 • JR. • TR.  
ARLINGTON, TEXAS (TEXAS TECH)

**Prior to UNT:** Spent four seasons at Texas Tech ... played in 27 games for the Red Raiders with six starts ... totaled 19 receptions for 222 yards and two touchdowns ... appeared in 12 games with five starts in 2022 ... finished with 22 receptions for 344 yards, both easily career bests ... caught at least one pass in eight different games ... season-long 58-yard catch against K-State ... finished with three catches for 98 yards against the Wildcats ... hit the 100-yard mark for the first time in his career the following week at Oklahoma State ... caught a career-high nine passes versus the Cowboys for exactly 100 yards ... Appeared in all 13 games in 2021 ... caught 11 passes for 141 yards and a touchdown overall ... caught a 28-yard touchdown against FIU ... three catches for 36 yards against TCU ... appeared in all 10 games with one start in 2020 ... caught eight passes on the year for 81 yards and a touchdown ... first career start against Iowa State ... 17-yard touchdown against West Virginia ... saw action in four games late in season as a true freshman in 2019 ... earned a redshirt ... prepped at Arlington High for coach Scott Peach ... second team All-District selection as a junior ... caught 50 passes for 970 yards and 12 touchdowns in 11 games during his senior year ... also had 100 kickoff return yards to end his final season with 1,070 all-purpose yards ... had 22 receptions in five games his junior year ... scored five touchdowns during his junior campaign ... concluded his high school career with 17 touchdowns and a 17.7 yards-per-catch average ... three-star prospect according to 247Sports, ESPN and Rivals.

### CLEVELAND CAREER STATISTICS

RECEIVING						
YEAR	G/GS	REC	YD	AVG	TD	LP/OPPONENT
2019 (TTU)	4/0	0	0	0	0	--
2020 (TTU)	10/1	8	81	10.1	1	24/Houston Baptist (9/12/20)
2021 (TTU)	13/0	11	141	12.8	1	28/FIU (9/18/21)
2022 (TTU)	12/5	22	344	15.6	0	58/Kansas State (10/1/22)
<b>CAREER</b>	<b>39/6</b>	<b>41</b>	<b>566</b>	<b>13.8</b>	<b>2</b>	<b>58/Kansas State (10/1/22)</b>



# PLAYERS



**0**  
**BLAIR CONWRIGHT**  
WR • 5-11 • 181 • JR. • TR.  
LUBBOCK, TEXAS (TCU)

**Prior to UNT:** Spent four seasons at TCU under head coaches Gary Patterson and Sonny Dykes ... played in 38 games with eight starts ... 39 receptions for 552 yards and three scores in his career ... played in all 15 games in 2022 with one start against Iowa State ... totaled five receptions for 63 yards on the year ... had a 15-yard catch versus Georgia in the College Football Playoff National Championship ... Ranked fourth on TCU with 14 receptions and 257 yards receiving in 2021 ... tied for second with two touchdown catches ... a 47-yard scoring grab at Iowa State marked the longest reception of his career ... had a season-best three catches for 52 yards, including a 30-yard touchdown, in the 34-32 win over Cal ... also had three receptions for 46 yards while playing in his hometown in the 52-31 victory at Texas Tech ... had two catches for 42 yards in the 30-28 win over No. 12 Baylor ... played in all 12 games with at least one reception in eight contests ... Played in eight games with seven starts in 2020 ... third on team with 17 receptions ... had a career-high 74 yards receiving, including a 31-yard touchdown for his first collegiate score, on three catches against Iowa State ... Redshirted after playing in three games in 2019 ... Prepped at Lubbock Coronado High for coach Seth Parr ... A three-star recruit ... listed as the No. 77 wide receiver in the nation and the No. 70 overall player in Texas by 247Sports ... had 105 receptions for 1,540 yards and 25 touchdowns as a senior ... totaled 185 catches for 3,179 yards and 48 touchdowns over his junior and senior years combined ... earned Associated Press Class 5A second-team all-state honors as a junior

### CONWRIGHT CAREER STATISTICS

RECEIVING						
YEAR	G/GS	REC	YD	AVG	TD	LP/OPPONENT
2019 (TCU)	3/0	3	24	8.3	0	14/Kansas (9/28/19)
2020 (TCU)	8/7	17	207	12.2	1	34/Texas (10/3/20)
2021 (TCU)	12/0	14	257	18.4	2	47/Iowa State (11/26/21)
2022 (TCU)	15/1	5	63	4.2	0	17/Iowa State (11/26/22)
<b>CAREER</b>	<b>38/8</b>	<b>39</b>	<b>552</b>	<b>14.2</b>	<b>3</b>	<b>47/Iowa State (11/26/21)</b>



**83**  
**ZACK DARKOCH**  
WR • 5-10 • 160 • FR. • HS  
COPPELL, TEXAS (HS)

**High School:** Played at Coppell High for coach Antonio Wiley ... helped team to 9-2 record in 2022 ... 55 receptions for 916 yards and nine touchdowns ... first team all-district honoree ... also played baseball



**8**  
**JOHN DAVIS**  
CB • 6-0 • 187 • SR. • 3L  
EULESS, TEXAS (TEXAS TECH)

**2022:** Started first game of season at UTEP ... suffered season-ending knee injury ... had three tackles and one PBU in the game before injury ... First team Preseason All-CUSA (Phil Steele)

**2021:** Played in 10 games with nine starts ... Totaled 19 tackles with an interception and four pass breakups ... Had four tackles against Miami on 12/23 ... Made two tackles with a pass breakup against UTSA on 11/27 ... Made two tackles with a pass breakup at FIU on 11/20 ... Made three tackles and a pass breakup against Marshall on 10/15 ... Made two tackles with a pass breakup at Missouri on 10/09 ... Made a tackle and an interception returned for one yard at SMU on 9/11

**2020:** Played in nine games with seven starts ... Recorded 25 tackles (16 solo, 9 assisted) and five pass break-ups ... Had two tackles and with a half-tackle for loss in the Myrtle Beach Bowl vs. Appalachian State on 12/21 ... Had a tackle and a pass breakup in the win vs. UTEP on 12/11 ... Had four tackles vs. Louisiana Tech on 12/3 ... Had a career-high seven tackles, six being solo and two pass break-ups at UTSA on 11/28 ... Had two tackles and a pass breakup in the win vs. Rice on 11/21 ... Had one tackle and a pass breakup in the win at Middle Tennessee on 10/17 ... Had a tackle vs. Southern Miss on 10/3 ... Made his Mean Green debut and had a tackle vs. SMU on 9/19

**Prior to UNT:** Spent three seasons at Texas Tech (2017-19) ... Saw action in 15 games and recorded three tackles ... played in four games in 2019 ... played in 11 games as a redshirt freshman in 2018 ... redshirted the 2017 season ... Attended Trinity High School in Euleus, Texas ... earned first team All-District 5-6A honors as a senior after helping lead Euleus Trinity to a 7-4 record ... successful season led to an appearance in the Class 6A Division I playoffs ... part of a Trinity team that finished 10-1 overall in 2015 and once again qualified for the Class 6A Division I playoffs ... earned second team All-District 7-6A honors as a junior ... registered 35 tackles as a junior while also breaking up 10 passes and picking off another ... three-star prospect according to Rivals, Scout, ESPN and 247Sports ... listed as the No. 67 cornerback nationally by ESPN ... ranked as the No. 88 cornerback in 2017 class by Scout ... was the 11th-best corner in the state of Texas according to Scout

### J. DAVIS CAREER STATISTICS

DEFENSIVE									
YEAR	G/GS	UT	AT	TT	TFL-YD	QBS-YD	FF/FR	PBU	INT-YD
2017 (TTU)									
2018 (TTU)	11/0	2	0	2	0-0	0-0	0/0	0	0-0
2019 (TTU)	4/0	0	1	1	0-0	0-0	0/0	0	0-0
2020	9/7	16	9	25	0.5-1	0-0	0/0	5	1-1
2021	9/8	15	0	15	0-0	0-0	0/0	4	0-0
2022	1/1	2	1	3	0-0	0-0	0-0	1	0-0
<b>CAREER</b>	<b>35/16</b>	<b>37</b>	<b>13</b>	<b>50</b>	<b>0.5-1</b>	<b>0-0</b>	<b>0/0</b>	<b>10</b>	<b>1-1</b>



**47**  
**HARRISON DEMPSEY**  
WR • 5-11 • 200 • R-FR. • TR  
GAINESVILLE, TEXAS (OKLAHOMA STATE)

**Prior to UNT:** Spent the 2022 season at Oklahoma State where he earned a redshirt ... was named OSU's offensive scout team player of the week vs. West Virginia ... played for coach James Polk at Gainesville ... saw action at both running back and linebacker ... named the 4-4A-1 district defensive utility player of the year and a second team all-district running back as a senior ... a three-year starter who played on two playoff teams ... selected to play in the Oil Bowl All Star game ... part of the National Honor Society.

PLAYERS





# PLAYERS



**64**  
**JETT DUNCAN**  
OL • 6-1 • 282 • JR. • 3L  
THE WOODLANDS, TEXAS. (HS)

**2022:** Second Team All-CUSA (PFN) ... CSC Academic All-District ... started all 14 games at right tackle ... part of UNT Offense that finished No. 25 nationally in rushing (199.86 ypg) ... offense was third in CUSA in scoring (33.8 ppg) and total offense (461.8 ypg) ... helped three different running backs post 100-yard games during the season for a total of seven games ... helped UNT set school record for rushing with 475 yards against LA Tech


**2021:** Appeared in 12 games for the Mean Green

**2020:** Made eight appearances this season while appearing mostly on special teams ... Made his collegiate debut in the season-opening win vs. HBU on 9/5

**High School:** Rated a three-star prospect by 247Sports and ESPN ... The 247 Composite ranks him as the No. 222 player in the state of Texas and No. 105 offensive guard in the nation ... No. 88 on Vype Houston's Hot 100 2020 recruits ... District 15-6A second team All-District member ... First team All-District in 2018 along with first team All-County ... Helped pave the way for 2,136 rushing yards, 178 yards per game and 22 rushing touchdowns in 2019 ... set a pocket for 1,565 passing yards, 130.42 yards per game and 11 touchdowns ... Also lettered in track and field ... Held offers from Air Force, Louisiana, Abilene Christian, Columbia, Cornell, Furman and Houston Baptist.

### DUNCAN CAREER STATISTICS

OFFENSIVE	
YEAR	G/GS
2020	8/0
2021	12/0
2022	14/14
<b>CAREER</b>	<b>34/14</b>



**3**  
**STONE EARLE**  
QB • 6-0 • 207 • JR. • 1L  
KELLER, TEXAS (ACU)

**2022:** Saw action in four games as a backup quarterback ... made UNT debut against FAU ... two rushes for 10 yards and 1-of-1 passing ... completed 2-of-2 passes for 23 yards with three carries for 20 yards at WKU ... carried season-high 11 times for 60 yards and a touchdown against FIU ... completed 2-of-4 passes for 21 yards and a touchdown in Frisco Bowl against Boise State ... two carries for 20 yards

**Prior to UNT:** Spent two seasons at Abilene Christian ... Played in nine games with eight starts during 2021 season ... Started first seven games of 2021 season before suffering injury ... Passed for 1,216 yards and 13 touchdowns with only four interceptions ... Rushed for 120 yards and two scores ... Played in two games in 2020 and preserved redshirt ... Saw first collegiate action against Army ... completed 19-of-31 passes for 150 yards and a touchdown against Virginia in first career start ... Prepped at Birdville High in North Richland Hills, Texas for coach Lon Holbrook ... Helped team to 9-4 record as a senior and earned All-District honors ... Passed for 2,526 yards and 36 touchdowns and also rushed for three scores ... Had 2,742 passing yards during junior season with 31 touchdowns and five rushing scores ... Voted team captain

### EARLE CAREER STATISTICS

PASSING										
YEAR	G/GS	CMP	ATT	PCT	YDS	INT	TD	EFF.	LP	OPPONENT
2020 (ACU)	2/0	21	33	.636	173	0	1	117.7	20	Virginia
2021 (ACU)	9/8	101	154	.656	1216	4	13	154.6	59	at SMU
2022	4/0	5	8	.625	45	0	1	151.0	17	Boise St
<b>CAREER</b>	<b>15/8</b>	<b>127</b>	<b>195</b>	<b>.651</b>	<b>1434</b>	<b>4</b>	<b>15</b>	<b>148.1</b>	<b>59</b>	<b>at SMU (2021)</b>

RUSHING						
YEAR	G/GS	ATT	YD	AVG/A	TD	LP/OPPONENT
2020 (ACU)	2/0	13	20	1.5	0	7/Virginia
2021 (ACU)	9/8	37	120	3.2	2	18/at SMU
2022	4/0	18	110	6.1	1	60/FIU
<b>CAREER</b>	<b>15/8</b>	<b>68</b>	<b>250</b>	<b>3.7</b>	<b>3</b>	<b>60/FIU (2022)</b>



# PLAYERS



**41**  
**SAWYER EVANS**  
P • 6-3 • 203 • JR. • RS  
ARLINGTON, TEXAS (TEXAS SOUTHERN)

2022: Did not see game action

**Prior to UNT:** Spent three seasons at Texas Southern in Houston, Texas ... Played in five games in 2021 and punted 25 times for 954 yards ... averaged 38.2 yards with a long of 63 ... had two touchbacks and seven inside the 20 ... had three punts over 50 yards ... played in two games during the 2020-21 season ... punted 12 times for 478 yards ... averaged 39.8 yards ... had a long of 51 with five inside the 20 and one over 50 yards ... redshirted the 2019 season ... Prepped at Arlington Martin High School under coach Bob Wager ... played in 11 games as a senior in 2018 ... helped team to 5-2 district record ... punted 23 times for 955 yards ... averaged 41.5 yard per punt ... had a long of 68 yards ... pinned three inside the 20 ... also ran track

### EVANS CAREER STATISTICS

PUNTING						
YEAR	G	ATT	YD	AVG	120	50+
S2021 (TSU)	2	12	478	39.8	5	1
2021 (TSU)	5	25	954	38.2	7	3
2022			DNP			
CAREER	7	37	1432	38.7	12	4



**58**  
**SAMORA EZEKIEL**  
OL • 6-2 • 265 • R-FR. • RS  
FORT WORTH, TEXAS (PASCHAL HS)

2022: Saw action in one game and maintained a redshirt ... made UNT debut against Texas Southern

**High School:** Played at Paschal High School for coach John Killough ... first team All-District honoree at tackle ... more than 30 pancakes during his senior season ... named second team all-district following his junior season

### EZEKIEL CAREER STATISTICS

OFFENSIVE	
YEAR	G/GS
2022	1/0
CAREER	1/0



**53**  
**BLAKE FANN**  
LB • 6-1 • 230 • FR. • HS  
FRISCO, TEXAS (LONE STAR HS)

**High School:** Starred for Frisco Lone Star High School and coach Jeff Rayburn ... helped team to 9-3 record ... first team All-State & first team All-District ... second team Academic All-State ... 152 tackles, 3.5 sacks, two forced fumbles, 21.5 TFL, eight QB pressures & seven pass breakups ... played at Denton Braswell earlier in career



**20**  
**QUALON FARRAR**  
RB • 5-5 • 195 • R-FR. • RS  
DALLAS, TEXAS (SOUTH OAK CLIFF HS)

2022: Saw action in four games and maintained a redshirt ... made UNT debut against Texas Southern ... five carries for 25 yards ... totaled 24 yards on five carries against FIU ... also saw snaps against UAB ... one reception for one yard in Frisco Bowl against Boise State

**High School:** Starred for coach Jason Todd at South Oak Cliff High School in Dallas ... helped team to a 14-1 record and trip to 5A-II championship game ... rushed for 980 yards and 16 touchdowns as a senior ... played sophomore and junior seasons at Dallas Skyline ... rushed for 460 yards and a touchdown as a junior ... also had 15 receptions for 166 yards and one score ... Earned Texas District 8-6A Sophomore of the Year honors in 2019 while at Skyline ... helped Skyline to a 7-4 record and a first-round playoff appearance in the Texas 6A D-I bracket ... also runs track ... rated three stars by 247 Sports ... No. 180 in Texas ... three-star prospect according to Rivals ... earned three-star rating from ESPN ... No. 207 in state ... No. 50 in Dallas Morning-News Top 100 ... picked UNT over Houston, Kansas and Missouri

### FARRAR CAREER STATISTICS

RUSHING						
YEAR	G/GS	ATT	YD	AVG/A	TD	LP/OPPONENT
2022	4/0	10	49	4.9	0	19/FIU (11/5/22)
CAREER	4/0	10	49	4.9	0	19/FIU (11/5/22)



**39**  
**RICHARD GARCIA III**  
K • 5-10 • 150 • SR. • TR  
FORNEY, TEXAS (TEXAS SOUTHERN)

Prior to UNT: Spent four seasons at Texas Southern ... went 25 for 35 in field goals in his career at TSU ... hit a career-long FG of 45 yards twice in his career ... named the SWAC Specialist of the Week also handled the kickoff duties and had 34 touchbacks in four seasons ... served as the primary punter for TSU in 2022-23 averaging 41.0 yards per punt ... had a long punt of 59 yards ... prepped at Mesquite Horn HS.

### GARCIA III CAREER STATISTICS

PLACE KICKING							
YEAR	GP	PAT-A	PCT.	FG-A	PCT.	TB-KO	TB PCT.
2019 (TSU)	9	21-22	.954	11-14	.785	6-36	.167
2020 (TSU)	2	4-4	1.000	2-2	1.000	0-10	.000
2021 (TSU)	10	38-39	.974	6-10	.600	18-52	.346
2022 (TSU)	7	15-16	.937	6-9	.667	7-28	.250
CAREER	28	78-81	.963	25-35	.714	31126	.246

PLAYERS



# PLAYERS



**34**  
**CJ GARNETT**  
LB • 6-0 • 220 • SO. • JC  
KELLER, TEXAS (BLINN JC)

**Prior to UNT:** Played one season at Blinn College for coach Ryan Mahon ... saw action in nine games with 44 tackles ... had one TFL and one PBU ... season-high 12 tackles against Navarro ... Played at Missouri State from 2020-21 ... saw action in eight games, primarily on special teams ... prepped at Keller Central High for coach Bart Helsley ... totaled 84 tackles and 14 TFL with five sacks as a senior ... helped team to 7-4 record ... had 71 tackles and 16 TFL as a junior

### GARNETT CAREER STATISTICS

DEFENSIVE									
YEAR	G/GS	UT	AT	TT	TFL-YD	QBS-YD	FF/FR	QBH	INT-YD
2021 (MSU)	8/0	0	0	0	0-0	0-0	0/0	0	0-0
CAREER	8/0	0	0	0	0-0	0-0	0/0	0	0-0




**16**  
**DYLAN GEBBIA**  
QB • 6-0 • 177 • FR. • TR  
LOS ANGELES, CALIF. (HAWAII)

**Prior to UNT:** Spent spring 2023 at Hawaii ... A 2022 graduate of Bishop Alemany High School in Mission Hills, Calif. ... Rated a three-star recruit by 247Sports ... Played varsity football for three years ... A two-time all-Mission League selection ... As a senior helped Bishop Alemany to the CIF Southern Section Division 2 title game ... Accounted for 2,687 passing yards and 20 passing touchdowns along with 559 rushing yards and 10 rushing touchdowns ... Named the Los Angeles Daily News Boys Athlete of the Week after throwing for 292 yards, rushing for 101 yards and accounting for six total touchdowns in the 2021 season opener.



**48**  
**RODNEY GREEN JR.**  
DL • 6-3 • 260 • JR. • JC  
PHILADELPHIA, PA. (HUTCHINSON JC)

**Prior to UNT:** Played 2022 season at Hutchinson (Kansas) Community College for coach Drew Dallas ... 45 tackles, 19 TFL and 10 sacks ... also had three forced fumbles ... second team all-conference honoree ... helped team to 11-1 record and national runner-up finish ... spent the 2020 and 2021 seasons at ASA College in Miami, Fla. .... Had nine tackles and one sack in 2021 ... saw action in two games in 2020 ... spent 2019 at NALA Keiser University in West Palm Beach, Fla. ... played in nine games with five tackles and one TFL ... prepped at Windermere (Fla.) High School ... he had 52 tackles and 15 TFL as a senior in 2018 ... added three sacks ... had 32 tackles and six TFL as a junior




**85**  
**EVAN GREENE**  
WR • 5-11 • 191 • SO. • 1L  
DALLAS, TEXAS (PARISH EPISCOPAL)

**2022:** Played in one game ... saw action against Texas Southern

**2021:** Missed season due to injury and maintained a redshirt

**2020:** Did not appear for the Mean Green in 2020

**High School:** Played at Parish Episcopal School in Dallas ... Member of the TAPPS Division I all-state team ... Helped lead the Panthers to a title with a win over Plano John Paul II ... Grandson of UNT and Pro Football Hall of Fame defensive lineman Joe Greene



**20**  
**ALPHIE GUILLORY**  
S • 5-9 • 202 • JR. • 2L  
DESOTO, TEXAS (HS)

**2022:** Saw action in all 14 games, primarily on special teams ... seven tackles on the year ... three tackles against FIU ... one stop at UAB ... three tackles against Rice

**2021:** Played in five games ... Totaled four tackles primarily on special teams ... Made two tackles against UTSA on 11/27 ... Made two tackles at FIU on 11/20

**2020:** Saw action in one game ... Made his collegiate debut vs. Southern Miss on 10/3

**High School:** Played in 10 games as a senior for DeSoto in 2018 ... Had nine carries for 111 yards and a touchdown ... completed 4-5 passes for 71 yards as a senior.

### GUILLORY CAREER STATISTICS

DEFENSIVE									
YEAR	G/GS	UT	AT	TT	TFL-YD	QBS-YD	FF/FR	PBU	INT-YD
2020	1/0	0	0	0	0-0	0-0	0/0	0	0-0
2021	5/0	3	1	4	0-0	0-0	0/0	0	0-0
2022	14/0	2	5	7	0-0	0-0	0-0	0	0-0
CAREER	20/0	5	6	11	0-0	0-0	0/0	0	0-0



# PLAYERS



47

**JP HADLEY**

LS • 6-3 • 234 • SR. • 1L  
LACEY, NJ (WEST VIRGINIA)

**2022:** Honorable Mention All-CUSA (Coaches) ... Served as primary long snapper in all 14 games ... made UNT debut at UTEP ... snapper for all-conference and school record holding kicker Ethan Mooney and top-five program punter Bernardo Rodriguez

**Prior to UNT:** Spent four seasons at West Virginia ... did not see game action ... Redshirted the 2018 season ... prepped for Dan Curicone at Donavan Catholic in Lacey, New Jersey ... Played in the 2018 Blue-Grey All-American Bowl at Dallas' AT&T Stadium ... Three-time academic honor roll

### HADLEY CAREER STATISTICS

#### OFFENSIVE

YEAR	G/GS
2022	14/0
CAREER	14/0



92

**K'VON HAMILTON**

DL • 6-1 • 238 • SO. • TR.  
PARKER, TEXAS (PITTSBURG STATE)

**Prior to UNT:** Spent three seasons at Pittsburg State in Pittsburg, Kansas ... did not see action in 2022 ... played in three games in 2021 ... tallied three total tackles ... redshirted in 2020 ... prepped at Plano East for coach Joey McCullough ... first-team Texas Class 6A All-District performer as a senior in 2019 ... also played lacrosse

### HAMILTON CAREER STATISTICS

#### DEFENSIVE

YEAR	G/GS	UT	AT	TT	TFL-YD	QBS-YD	FF/FR	QBH	INT-YD
2020 (PITT ST)					DNP				
2021 (PSU)	3/0	1	1	2	0-0	0-0	0/0	0	0-0
2022 (PITT ST)					DNP				
CAREER	3/0	1	1	2	0-0	0-0	0/0	0	0-0



2

**JD HEAD**

QB • 6-2 • 179 • SO. • RS  
PEARLAND, TEXAS (LA TECH)

**2022:** Did not see game action

**Prior to UNT:** Played two seasons at LA Tech including four games in 2021 with two starts ... Completed 47-of-88 passes for 559 yards with six touchdowns and rushed for two scores ... Passed for career-high 270 yards and three touchdowns in season finale start against Rice ... Named to 2021 CUSA Commissioner's Honor Roll ... Saw action in two games as a freshman in 2020 ... Made Bulldog debut at TCU (12/12) ... Finished season 9-for-14 passing for 78 yards and an interception ... Longest pass of the season went for 20 yards against Georgia Southern at the R+L Carriers New Orleans Bowl (12/23) ... Prepped at Pearland High School for coach Ricky Tullos ... Earned three-star rating by 247 Sports and Rivals ... Had 18 TD and only one interception as a senior ... As a junior, guided Pearland to a 10-0 regular season mark - claiming the District 23-6A Championship ... Led the district in passing going 154-of-235 for 2,261 yards and 24 touchdowns with just six interceptions


### HEAD CAREER STATISTICS

#### PASSING

YEAR	G/GS	CMP	ATT	PCT	YDS	INT	TD	EFF.	LP/OPPONENT
2020 (LT)	2/0	9	14	.640	78	1	0	96.8	20/vs. Ga. Southern
2021 (LT)	4/2	47	88	.534	559	3	6	122.5	44/at Rice
2022				DNP					
CAREER	6/2	56	102	.549	637	4	6	118.9	44/at Rice (2021)

#### RUSHING

YEAR	G/GS	ATT	YD	AVG/A	TD	LP/OPPONENT
2020 (LT)	2/0	2	-14	-7.0	0	--
2021 (LT)	4/2	18	17	0.9	2	22/at Rice
2022				DNP		
CAREER	6/2	20	3	0.2	2	22/at Rice (2021)



0

**PHIL HILL**

S • 6-0 • 198 • JR. • TR.  
SPRING, TEXAS (UNLV)

**Prior to UNT:** Spent four seasons at UNLV ... Did not play in 2022 ... breakout season in 2021 with 46 tackles and three interceptions ... added 2.0 TFL and one sack ... nine tackles, one sack and a pick against Eastern Washington ... six tackles and a PBU against Iowa State ... five solo stops with an interception at Fresno State ... six tackles against Utah State ... recorded interception at Nevada ... six tackles against New Mexico and San Diego State ... Did not play in 2020 ... Made his collegiate debut with two tackles vs. Southern Utah in 2019 before suffering a season-ending injury ... Redshirted the 2018 season ... Prepped at Klein Collins High for current UNT associate head coach Drew Svoboda ... Helped the Tigers to a 14-2 record as a junior in 2016 and an 11-1 record as a senior ... Recorded 45 tackles with three interceptions, four pass breakups and one fumble recovery in 2017 en route to earning all-district first team honors ... Also named an all-district first team academic selection in 2017

### HILL CAREER STATISTICS

#### DEFENSIVE

YEAR	G/GS	UT	AT	TT	TFL-YD	QBS-YD	FF/FR	QBH	INT-YD
2018 (UNLV)					Redshirted				
2019 (UNLV)	1/0	1	1	2	0-0	0-0	0/0	0	0-0
2020 (UNLV)					DNP				
2021 (UNLV)	11/0	33	13	46	2.0-4	1-2	0/0	0	3-35
2022 (UNLV)					DNP				
CAREER	19/0	8	11	19	1.0-1	0-0	0/0	0	0-0





# PLAYERS



**1**  
**KYLON HORTON**  
WR • 5-9 • 173 • SR. • 1L  
HOUSTON, TEXAS (TARLETON STATE)

**2022:** First Team All-CUSA (Coaches, PFN, Phil Steele) ... Third Team All-CUSA (PFF) ... C-USA Special Teams Player of the Week (9/19) ... Played in 13 games with one start ... joined team as graduate transfer after the first game of season ... rushed seven times for 95 yards with two touchdowns ... 12 receptions for 131 yards and a touchdown ... 27 kick returns for 699 yards and one touchdown ... averaged 25.89 yards per return, which was second in C-USA ... averaged 20.1 yards per play in all-purpose yards, second best in the league ... 99-yard kick return touchdown at UNLV ... it was the first kick return touchdown for UNT since 2019 ... 132 all-purpose yards at Memphis, including his first career rushing touchdown ... career-high 97 rushing yards including a 66-yard touchdown against LA Tech ... three receptions for 40 yards with a 28-yard score at WKU ... three receptions for 58 yards including a season-long 51 yard grab in CUSA Championship game ... four returns for 117 yards in Frisco Bowl ... Horton was one of only nine FBS players this season with a Rush TD, Rec TD and KO return TD ... only seven players in the Group of Five accomplished the feat ... From 2020-22, Horton is one of only 25 players to have at least three kickoff or punt return touchdowns combined

**Prior to UNT:** Spent four seasons at Tarleton State ... Played in 27 games at TSU ... moved from defense to offense in 2021 ... has 18 career receptions for 227 yards and one touchdown ... also has 29 tackles, 2.0 TFL and one interception ... has returned 31 kicks for 693 yards and 1 touchdown and 31 punts for 225 yards an a score ... In 2021, earned the third most receiving yards on the team at 227 on 18 receptions, averaging 12.6 yards per catch, scoring one touchdown ... Scored his lone touchdown vs. Fort Lewis on Sept. 11, a 12-yard score ... Had a season-high five receptions twice, vs. Fort Lewis and vs. Southern Utah on Sept. 18, where he had a season-high 58 receiving yards ... Posted three 50+ yard games ... Had a season-long 53-yard reception at Abilene Christian on Nov. 12 ... Served as Tarleton's main kick and punt returner ... Had 210 return yards on kickoffs, including a 45-yard run back against Southern Utah ... During the 2020 season, served as the Texans kick and punt returner, taking two to the house ... Had a 93-yard kick return for a touchdown vs. Dixie State on Feb. 27 ... Returned a punt 59 yards for a touchdown against Northeastern State on March 27 ... Had 17 of the 18 attempted punt returns for the Texans, getting 159 yards back for a 9.4 return average ... Had 17 of the 21 kick returns for Tarleton, taking those back 448 total yards (26.4 per) ... Returned five kicks 30+ yards and five punts 10+ yards ... Also had eight tackles and six pass breakups, tied for second most on the team ... Played in all 12 games for the Texans in 2019 ... Led Tarleton to its second straight undefeated regular season and Lone Star Conference Championship ... Part of the Tarleton defense that ranked No. 2 in the nation in team passing efficiency defense (91.64) and No. 10 in the nation in scoring defense (16.5) ... Made 21 tackles in the secondary, including 13 solo and 2.0 for a loss ... Made his first career interception in the red zone against Texas A&M-Commerce on Oct. 19 ... Had a season-high five tackles at Texas A&M-Kingsville on Oct. 26 ... Also returned six punts and two kickoffs ... Redshirted in 2018 ... Prepped at Cy Ridge High School in Houston, Texas ... Lettered one year in football and three years in track ... Competed in the triple jump, long jump, 4x100m, 4x200m, and 200m ... Named team's Track MVP ... His 4x100m team ran a 40.2 at state championship.

HORTON CAREER STATISTICS									
DEFENSIVE									
YEAR	G/GS	UT	AT	TT	TFL-YD	QBS-YD	FF/FR	PBU	INT-YD
2018 (TSU)		Redshirted							
2019 (TSU)	11/5	13	8	21	2.0-6	--	0/0	0	1-15
2020 (TSU)	8/0	4	4	8	0.0-0	--	0/0	6	0-0
2021 (TSU)	8/0	1	0	1	0.0-0	--	0/0	0	0-0
2022	13/1	0	0	0	0.0-0	--	0/0	0	0-0
<b>CAREER</b>	<b>40/6</b>	<b>18</b>	<b>12</b>	<b>30</b>	<b>2.0-6</b>	<b>--</b>	<b>0/0</b>	<b>6</b>	<b>1-15</b>


## HORTON CAREER STATISTICS

RECEIVING						
YEAR	G/GS	REC	YD	AVG	TD	LP/OPPONENT
2018 (TSU)		Redshirted				
2019 (TSU)	11/5	--	--	--	--	--
2020 (TSU)	8/0	--	--	--	--	--
2021 (TSU)	8/0	18	227	12.6	1	53/ACU
2022	13/1	12	131	10.9	1	51/at UTSA (CUSA CG)
<b>CAREER</b>	<b>40/6</b>	<b>30</b>	<b>358</b>	<b>11.9</b>	<b>2</b>	<b>53/ACU</b>

PUNT RETURNS						
YEAR	G/GS	NO	YD	AVG	TD	LP/OPPONENT
2018 (TSU)		Redshirted				
2019 (TSU)	11/5	6	48	8.0	0	13/West Texas A&M
2020 (TSU)	8/0	17	159	9.4	1	59/Northeastern St. (TD)
2021 (TSU)	8/0	12	18	1.5	0	11/Fort Lewis
2022	13/1	0	0	--	0	--
<b>CAREER</b>	<b>40/6</b>	<b>35</b>	<b>225</b>	<b>6.4</b>	<b>1</b>	<b>59/Northeastern St. (2020)</b>

KICK RETURNS						
YEAR	G/GS	NO	YD	AVG	TD	LP/OPPONENT
2018 (TSU)		Redshirted				
2019 (TSU)	11/5	2	35	17.5	0	23/Doane
2020 (TSU)	8/0	17	448	26.4	1	93/Dixie State (TD)
2021 (TSU)	8/0	12	210	17.5	0	45/Southern Utah
2022	13/1	27	699	25.9	1	99/at UNLV
<b>CAREER</b>	<b>40/6</b>	<b>58</b>	<b>1,392</b>	<b>24.0</b>	<b>2</b>	<b>99/at UNLV (2022)</b>

ALL-PURPOSE								
YEAR	G/GS	RUSH	RCV	PR	KR	IR	TOTAL	AVG/G
2018 (TSU)		Redshirted						
2019 (TSU)	11/5	0	0	38	35	15	88	8.0
2020 (TSU)	8/0	0	0	159	448	0	607	75.9
2021 (TSU)	8/0	0	227	18	210	0	455	56.9
2022	13/1	95	131	0	699	0	925	66.1
<b>CAREER</b>	<b>40/6</b>	<b>95</b>	<b>358</b>	<b>215</b>	<b>1,392</b>	<b>15</b>	<b>2,075</b>	<b>51.9</b>



**39**  
**KARTER HOUCHIN**  
LB • 5-10 • 218 • R-FR. • RS  
DECATUR, TEXAS (HS)

**2022:** Did not see game action ... redshirted

**High School:** Prepped at Decatur High for coach Ty Lang ... tallied 102 tackles, three sacks and one hurry this past season ... posted 132 tackles, 14 TFLs, six PBU, one interception and three forced fumbles as a junior ... also saw time sparingly as a quarterback in 2021, completing 5-of-20 passes for 91 yards and a touchdown ... 23 carries for 59 yards and four touchdowns.



**37**  
**CHRISTIAN HURD**  
S • 5-9 • 192 • FR. • HS  
KATY, TEXAS (PAETOW HS)

**Prior to UNT:** Prepped at Katy Paetow High ... two-time All-District honoree ... 27 tackles and two interceptions as a senior ... added 2.0 TFL ... won 2021 state title ... team finished 15-1 on the year



# PLAYERS



29

**ADAM JACKLIN**

P • 5-11 • 195 • FR. • HS  
MELBOURNE, AUSTRALIA (WHITEFRIARS COLLEGE)

**Prior to UNT:** Native of Melbourne, Australia ... graduated high school in 2019 ... trained with The Punt Factory in Australia ... rated 4.5 stars by ProKicker ... grew up playing Aussie Rules Football



21

**BK JACKSON**

RB • 5-11 • 213 • SO. • 1L  
MISSOURI CITY, TEXAS (RIDGE POINT HS)

**2022:** Played in five games ... rushed 10 times for 52 yards ... long carry was 13 yards ... five carries for 28 yards against Texas Southern ... one carry for seven yards at UNLV ... 17 yards on four carries against FIU ... also saw action against UAB and Rice

**2021:** Redshirted ... Rushed twice for zero yards against UTSA on 11/27 in the first game of his collegiate career

**High School:** Rated a three-star prospect by 247Sports Composite ... Rated by 247 as the No. 89 running back in the class of 2021 and No. 229 prospect in Texas ... Had 192 carries for 1,179 yards and 18 touchdowns (107.2 yards per game) during his senior season in 11 appearances, helping Ridge Point to the 6A Division 1 state quarterfinal ... Has rushed for 1,459 yards and 17 touchdowns on 242 carries and caught 14 passes for 214 yards and a pair of touchdowns in three varsity seasons ... Held offers from Ole Miss, Tennessee, Utah State, Colorado State, Boise State, Nevada, New Mexico, Wyoming, Western Kentucky and Sam Houston State

### BK JACKSON CAREER STATISTICS

RUSHING						
YEAR	G/GS	ATT	YD	AVG/A	TD	LP/OPPONENT
2021	1/0	2	0	0	0	1/UTSA (11/27/21)
2022	5/0	10	52	5.2	0	13/Texas Southern (9/10/22)
<b>CAREER</b>	<b>6/0</b>	<b>12</b>	<b>52</b>	<b>4.3</b>	<b>0</b>	<b>13/Texas Southern (9/10/22)</b>



9

**ENOCH JACKSON**

DL • 5-11 • 301 • JR. • 2L  
MANSFIELD, TEXAS (ARKANSAS)

**2022:** Played in 10 games with two starts ... seven tackles, 1.0 TFL, 1.0 sack and two hurries ... started at UTEP and against SMU to open the season ... missed next three games due to injury ... three tackles at UTEP ... one stop against FAU ... two tackles and a sack at UTSA ... one stop against Rice ... credited with QB hurries at UTEP and against FAU ... Fourth team Preseason All-CUSA (Athlon)

**2021:** Saw action in 13 games ... Totaled 19 tackles, two TFLs and 1.5 sacks ... Had two tackles in Frisco Football Classic loss to Miami on 12/23 ... Made a tackle against UTSA on 11/27 ... Made two tackles with .5 TFLs at FIU on 11/20 ... Made two tackles against UTEP on 11/13 ... Had half a sack at Southern Miss. on 11/06 ... Made two tackles against Marshall on 10/15 ... Made two tackles with a sack at Louisiana Tech on 9/25 ... Made three tackles against UAB on 9/18 ... Made two tackles at SMU on 9/11 ... Made two tackles against Northwestern State on 9/04

**Prior to UNT:** Spent two seasons at Arkansas ... saw action in one game in 2020 ... played in two games during the 2019 season ... Three-star prospect by Rivals, 247Sports and ESPN ... Rated as the No. 28 defensive tackle in the country and 62nd overall player in the state of Texas by Rivals ... Three-year varsity letterwinner at Mansfield Legacy High School ... Posted 28 tackles, eight for loss, including four sacks, seven quarterback hurries, two forced fumbles and one recovery as a senior ... Invited to play in the Offense-Defense All-American Bowl on Dec. 31 ... Tallied 52 tackles, 19 for loss, with six sacks during his junior season ... Helped the Bronco to 29 victories over three years playing at the varsity level, including a tough loss in the Texas 5A-II state semifinal game in 2017 ... District 10-5A Defensive MVP in 2017 ... Rivals 3 Stripe Camp Series Defensive Line MVP ... Also played high school basketball

### E. JACKSON CAREER STATISTICS

DEFENSIVE									
YEAR	G/GS	UT	AT	TT	TFL-YD	QBS-YD	FF/FR	QBH	INT-YD
2019 (UA)	2/0	0	0	0	0-0	0-0	0/0	0	0-0
2020 (UA)	1/0	0	0	0	0-0	0-0	0/0	0	0-0
2021	13/0	4	15	19	2.0-9	1.5-9	0/0	0	0-0
2022	10/2	4	3	7	1.0-1	1.0-0	0/1	2	0-0
<b>CAREER</b>	<b>25/2</b>	<b>8</b>	<b>16</b>	<b>24</b>	<b>3.0-10</b>	<b>2.5-19</b>	<b>0/1</b>	<b>2</b>	<b>0-0</b>



16

**EVAN JACKSON**

S • 5-11 • 176 • FR. • HS  
HOUSTON, TEXAS (NORTH SHORE HS)

**High School:** Prepped at North Shore High School in Houston, Texas for coach Jon Kay ... helped team to 15-1 record as a senior ... second team All-State ... finished season with 62 tackles, 4.0 TFL and seven pass breakups ... also a skilled returner that recorded three punt return touchdowns ... named first team All-District 21-6A as both a safety and return specialist ... Honorable Mention All-Vype Public School pick

PLAYERS



# PLAYERS



**66**  
**JOSIAH JEFFERSON**  
OL • 6-0 • 267 • R-FR. • RS  
DALLAS, TEXAS (CEDAR HILL HS)

**2022:** Did not see game action...redshirted

**Prior to UNT:** Prepped at Cedar Hill High for coach Carlos Lynn ... two-year starter for the Longhorns ... second team all-district pick ... reached third round of playoffs as senior in 2021 ... In 2020, helped team reach the UIL Class 6A Division II championship game ... honorable mention all-district as a junior



**23**  
**ISAIAH JOHNSON**  
RB • 5-10 • 210 • JR. • 3L  
LUBBOCK, TEXAS (COOPER HS)

**2022:** Played in 10 games with two starts ... rushed for 246 yards on 54 carries with three touchdowns ... also had 8 receptions for 44 yards and two touchdowns ... rushing TD against FAU ... season-high 77 rushing yards on 13 carries against LA Tech ... also rushed for scores against UAB and in the CUSA Championship game ... caught a touchdown pass against UTEP and at UTSA ... returned one kick for 12 yards at UTSA ... helped UNT set school record for rushing with 475 yards against LA Tech ... Fourth team Preseason All-CUSA (Phil Steele)

**2021:** Played in 10 games on the year ... Rushed 82 times for 359 yards and five touchdowns with seven receptions for 95 yards and a score ... Returned four kick-offs for 69 yards ... Had six carries for 21 yards and a touchdown against Miami on 12/23 ... Rushed one time for 16 yards at FIU on 11/20 ... Rushed 16 times for 50 yards with a 12-yard reception against UTEP on 11/13 ... Rushed 17 times for 119 yards and a touchdown with a two-yard reception at Southern Miss on 11/06 ... Rushed eight times for 27 yards and a touchdown with a 20-yard reception at Rice on 10/30 ... Rushed five times for 13 yards and returned one kickoff for five yards against Marshall on 10/15 ... Rushed eight times for 46 yards and a touchdown with a 29-yard reception at Missouri on 10/09 ... Rushed four times for eight yards and returned a kickoff for 21 yards against UAB on 9/18 ... Rushed six times for 11 yards and hauled in three receptions for 32 yards and a touchdown with two kickoff returns for 43 yards at SMU on 9/11 ... Rushed 11 times for 48 yards and a touchdown against Northwestern State on 9/04

**2020:** Rushed 17 times for 68 yards with a touchdown in six appearances ... Rushed two times for 3 yards in the Myrtle Beach Bowl vs. Appalachian State on 12/21 ... Rushed seven times for 24 yards and recorded a tackle on special teams vs. SMU on 9/19 ... Made his collegiate debut and had eight carries for 41 yards and his first career touchdown, while hauling in one catch for six yards in the season-opening win vs. HBU on 9/5

**High School:** Rated a three-star prospect by 247Sports and ESPN ... 247 ranks him as the No. 186 player in the state of Texas and No. 88 running back in the nation ... Participant in the 2020 Blue-Grey All American Bowl ... Rushed for 1,322 yards and scored 23 total touchdowns during his senior season while leading Lubbock Cooper to the UIL Class 5A Division II semifinals ... Accumulated 1,296 rushing yards, 125 passing yards and 27 touchdowns in 2018 ... Held offers from Texas State, Abilene Christian, Eastern New Mexico and Incarnate Word.

## I. JOHNSON CAREER STATISTICS

RUSHING						
YEAR	G/GS	ATT	YD	AVG/A	TD	LP/OPPONENT
2020	6/0	17	68	4.0	1	16/HBU (9/5/21)
2021	10/0	82	359	4.4	5	23/Southern Miss (11/06/21)
2022	10/2	54	246	4.6	3	28/LA Tech (10/15/22)
<b>CAREER</b>	<b>26/2</b>	<b>153</b>	<b>673</b>	<b>4.4</b>	<b>9</b>	<b>28/LA Tech (2022)</b>



**45**  
**KADREN JOHNSON**  
DL • 6-1 • 242 • SR. • 3L  
LEWISVILLE, TEXAS (ACU)

**2022:** Played in 13 games with eight starts ... 18 tackles with 3.5 TFL and 3.5 sacks ... also had one forced fumble ... missed UAB game due to injury ... multiple tackles in six games ... season-high three tackles against LA Tech, UTSA and WKU ... 2.0 sacks and a forced fumble against the Hilltoppers ... one sack in opener against UTEP ... two tackles against SMU, Memphis and FAU

**Prior to UNT:** Spent two seasons at Abilene Christian ... saw action in 11 games in 2021 ... totaled 20 tackles with 3.0 TFL and one sack ... also had three QB hurries to go with one forced fumble and one fumble recovery ... played in five games in 2020 and totaled nine tackles with one sack and one fumble recovery ... spent the 2019 season at Navarro College in Corsicana, Texas ... appeared in seven games ... finished with 21 tackles and 3.0 sacks ... had 5.5 tackles for loss ... prepped at Lewisville High School for coach Michael Odle

## K. JOHNSON CAREER STATISTICS

DEFENSIVE									
YEAR	G/GS	UT	AT	TT	TFL-YD	QBS-YD	FF/FR	QBH	INT-YD
2020 (ACU)	4/0	6	3	9	1-8	1-8	0/0	0	1-0
2021 (ACU)	10/2	6	14	20	4-10	1-8	1/0	1	1-0
2022	13/8	7	12	19	3.5-27	3.5-27	1/0	1	0-0
<b>CAREER</b>	<b>27/10</b>	<b>19</b>	<b>29</b>	<b>48</b>	<b>7.5-45</b>	<b>5.5-43</b>	<b>2/0</b>	<b>2</b>	<b>2-0</b>



**68**  
**KEON JOHNSON**  
OL • 6-4 • 404 • FR. • HS  
AKRON, OHIO (ARCHBISHOP HOBAN HS)

**High School:** Prepped at Archbishop Hoban HS in Akron, Ohio ... helped lead Hoban to the 2022 OHSAA State title game and helped the Knights win the OSHAA State Championship in 2020 ... Blocked for the 2022 Ohio Mr. Football Lamar Spurling and helped him rush for over 3,500 yards his senior season.

PLAYERS



# PLAYERS



**31**  
**ROBERT JOHNSON**  
CB • 5-11 • 184 • SO. • 1L  
MEMPHIS, TENN. (ACADEMY OF HEALTH SCIENCES)

**2022:** Played in five games ... had one tackle at UNLV ... had one tackle in win over UNLV ... also saw snaps against SMU, Texas Southern and Memphis

**2021:** Did not see action ... redshirted

**High School:** Rated a three-star prospect by 247Sports Composite ... Rated by 247 as the No. 153 safety in the class of 2021 and No. 43 prospect in Tennessee ... Registered 64 tackles, 14 tackles for loss, five pass break-ups, four interceptions and four forced fumbles at Memphis Academy of Health Sciences ... Also lettered in Basketball and Track and Field ... Held offers from Ohio, UT Martin, Chattanooga, Eastern Kentucky and Tennessee State

R. JOHNSON CAREER STATISTICS									
DEFENSIVE									
YEAR	G/GS	UT	AT	TT	TFL-YD	QBS-YD	FF/FR	QBH	INT-YD
2021					Redshirted				
2022	5/0	2	0	2	0-0	0-0	0/0	0	0-0
<b>CAREER</b>	<b>5/0</b>	<b>2</b>	<b>0</b>	<b>2</b>	<b>0-0</b>	<b>0-0</b>	<b>0/0</b>	<b>0</b>	<b>0-0</b>



**88**  
**XZAVIOR KAUTAI**  
TE • 6-0 • 235 • SO. • 1L  
EULESS, TEXAS (TRINITY HS)

**2022:** Played in 12 games, primarily on special teams ... made UNT debut against Texas Southern ... after not playing in first two games, played in the next 12 including the CUSA Championship and Frisco Bowl

**2021:** Did not appear for the Mean Green in 2021 and maintained a redshirt

**High School:** Prepped at Eules Trinity High for coach Chris Jensen ... helped team to 11-2 record ... 35 receptions for 700 yards and eight touchdowns ... first team All-District ... honorable mention all state ... also competed in discus and shot put

KAUTAI CAREER STATISTICS						
RECEIVING						
YEAR	G/GS	REC	YD	AVG	TD	LP/OPPONENT
2022	12/0	0	0	0	0	--
<b>CAREER</b>	<b>12/0</b>	<b>0</b>	<b>0</b>	<b>0</b>	<b>0</b>	<b>--</b>



**15**  
**CARSON KROPP**  
LB • 6-1 • 230 • SR. • 2L  
OWASSO, OKLA. (OKLAHOMA STATE)

**2022:** CSC Academic All-District ... Saw action in 14 games, primarily on special teams ... had five tackles on the season ... one stop against Memphis ... one tackle at WKU ... three tackles against FIU

**2021:** Played in 13 games, primarily on special teams ... Totaled 17 tackles with a TFL ... Made two tackles at FIU on 11/20 ... Made two tackles at Southern Miss. on 11/06 ... Made two tackles at Rice on 10/30 ... Made two tackles at SMU on 9/11 ... Made six tackles with a TFL against Northwestern State on 9/04

**Prior to UNT:** Spent three seasons at Oklahoma State ... Appeared in three games in 2020 ... In 2019, saw action against McNeese, Tulsa and Texas Tech, recording a key stop against McNeese ... First-team Academic All-Big 12 honoree ... Mainly a special teams contributor ... Redshirted in 2018 ... In high school, team captain who played for Bill Blankenship at Owasso High School ... Led the Rams to the 2017 Oklahoma 6A-1 State Championship ... Earned all-state honors as a senior, as well as first team all-district honors ... Team leader in tackles during his junior and senior seasons ... Finished his high school career with a single game high of 18 tackles in the state championship game ... Also a talented baseball player who was selected as a Rawlings-Perfect Game Preseason All-American as a senior ... 247Sports ranked him as the No. 94 inside linebacker in the country and as the No. 31 overall prospect in the state of Oklahoma.

KROPP CAREER STATISTICS									
DEFENSIVE									
YEAR	G/GS	UT	AT	TT	TFL-YD	QBS-YD	FF/FR	QBH	INT-YD
2018 (OSU)					Redshirted				
2019 (OSU)	3/0	1	0	1	0-0	0-0	0/0	0	0-0
2020 (OSU)	3/0	0	1	1	0-0	0-0	0/0	0	0-0
2021	13/0	7	10	17	1.0-1	0-0	0/0	0	0-0
2022	14/0	1	4	5	0-0	0-0	0/0	0	0-0
<b>CAREER</b>	<b>23/0</b>	<b>9</b>	<b>15</b>	<b>24</b>	<b>1.0-1</b>	<b>0-0</b>	<b>0/0</b>	<b>0</b>	<b>0-0</b>



**69**  
**RYAN KRUEGER**  
OL • 6-2 • 255 • FR. • HS  
HURST, TEXAS (LD BELL HS)

**High School:** Prepped at LD Bell High School in Hurst, Texas under TJ Dibble ... Second Team 3-6A All-District selection.

PLAYERS





# PLAYERS



**84**  
**CHRISTIAN LEE**  
TE • 6-3 • 221 • JR. • 2L  
FRIENDSWOOD, TEXAS (HS)

**2022:** Played in nine games, primarily on special teams ... three kick returns for 14 yards ... saw action against UTEP, SMU, UTSA, WKU, FIU, UAB, Rice along with the CUSA Title game and Frisco Bowl

**2021:** Appeared in 11 games for the Mean Green in 2021

**2020:** Did not make any appearances for the Mean Green

**High School:** Rated a three-star prospect by 247Sports, Rivals and ESPN ... ESPN ranked him as the No. 36 tight end (H) in the country and the 247 Composite ranks him as the No. 214 player in the state of Texas and No. 77 tight end in the nation ... No. 75 on Vype Houston's Hot 100 2020 recruits ... First Team All-District selection in 2019, Second Team in 2018 ... Hauled in 51 receptions for 723 yards and five touchdowns, while also accounting for 71 yards on nine carries and two touchdowns on the ground in 2019 ... 2020 Blue-Grey All American Bowl selection ... Caught 37 passes for 569 and five touchdowns as a junior in his first full season as a tight end ... Played quarterback as a sophomore before transitioning into a tight end ... Also lettered in track and field ... Held offers from Louisiana Tech, Texas State, Tulane, Western Kentucky, Fordham and Illinois State.

### LEE CAREER STATISTICS

#### RECEIVING

YEAR	G/GS	REC	YD	AVG	TD	LP/OPPONENT
2020	0/0	0	0	0	0	--
2021	11/0	0	0	0	0	--
2022	9/0	0	0	0	0	--
<b>CAREER</b>	<b>20/0</b>	<b>0</b>	<b>0</b>	<b>0</b>	<b>0</b>	<b>--</b>



**42**  
**SIFA LEOTA**  
LB • 6-2 • 221 • SO. • 1L  
EULESS, TEXAS (TRINITY HS)

**2022:** Saw action in 14 games on the year, making one start ... finished the year with 23 total tackles including 4.5 tackles for loss and 2.5 sacks ... had five QB hurries on the year ... recorded his first three career tackles as well as a TFL and 0.5 sack against Texas Southern ... Recorded a sack and forced a fumble in the road game at Memphis ... had a season-high four tackles and 0.5 TFL at UTSA ... recorded four tackles and a sack in the home win over Rice.

**2021:** Appeared in one game for the Mean Green in 2021 ... Made his collegiate debut in road win at FIU on 11/20

**High School:** Prepped at Euless Trinity High for coach Chris Jensen ... helped team to 11-2 record ... only played in four games due to injury as a senior ... named to all-district team

### LEOTA CAREER STATISTICS

#### DEFENSIVE

YEAR	G/GS	UT	AT	TT	TFL-YD	QBS-YD	FF/FR	QBH	INT-YD
2021	1/0	0	0	0	0-0	0-0	0/0	0	0-0
2022	14/1	9	14	23	4.5-14	2.5-11	1/0	5	0-0
<b>CAREER</b>	<b>15/1</b>	<b>9</b>	<b>14</b>	<b>23</b>	<b>4.5-14</b>	<b>2.5-11</b>	<b>1/0</b>	<b>5</b>	<b>0-0</b>



**25**  
**KOLLIN LEWIS**  
CB • 5-11 • 194 • FR. • HS  
GLADEWATER, TEXAS (HS)

**High School:** Starred on both sides of ball for Gladewater High and coach Jonny Louvier ... honorable mention All-State honoree ... 37 tackles with one sack and two interceptions ... 12 total touchdowns ... 41 receptions for 693 yards ... 74 carries for 514 yards ... 1,541 all-purpose yards ... 28 receptions for 518 yards and three scores as a junior ... added 169 rushing yards with two touchdowns ... 21 tackles with one interception in 2021 ... 492 yards on 31 catches with five touchdowns during sophomore season ... 16 tackles with three PBU ... rated three stars by Dave Campbell's Texas Football ... earned three-star rating from On3 ... also played basketball and ran track



**23**  
**BRYCE LINDER**  
S • 6-0 • 176 • SO. • 1L  
COLLEGE STATION, TEXAS (BLINN COLLEGE)

**2022:** Saw action in four games ... had one tackle against Rice ... also saw snaps against SMU, FAU and UAB

**Prior to UNT:** Played one season at Blinn College in Brenham, Texas for coach Ryan Mahon ... Helped team to 5-5 record and trip to SWJCFC semifinals in 2021 ... Totaled 34 tackles, 2.0 TFL and three pass breakups ... Prepped at A&M Consolidated High School for coach Lee Fedora ... Earned first-team all-district and All-Brazos Valley honors as a DB in 2018 ... Honored with Associated Press Sports Editors and ESPN all-state awards ... Selected as Padilla Coaches Poll second-team all-state and Texas Sports Writers Association third-team all-state honors in 2018 ... Earned first-team all-district and second-team All-Brazos Valley honors in 2019 and was a Whataburger Super Team nominee ... Also played basketball and ran track in high school

### LINDER CAREER STATISTICS

#### DEFENSIVE

YEAR	G/GS	UT	AT	TT	TFL-YD	QBS-YD	FF/FR	QBH	INT-YD
2022	4/0	0	1	1	0-0	0-0	0/0	0	0-0
<b>CAREER</b>	<b>4/0</b>	<b>0</b>	<b>1</b>	<b>1</b>	<b>0-0</b>	<b>0-0</b>	<b>0/0</b>	<b>0</b>	<b>0-0</b>



# PLAYERS



**18**  
**TARIK LUCKETT**  
CB • 6-2 • 184 • SR. • TR  
COMPTON, CALIF. (ARIZONA STATE)

**Prior to UNT:** Spent the 2022 season at Arizona State ... played in 11 games with five tackles and one pass breakup ... spent 2021 season at Cisco College ... had 22 tackles with two interceptions ... added a forced fumble, one fumble recovery, four breakups and one blocked kick ... he missed the 2020 season due to injury at Colorado ... as a freshman in Boulder in 2019, he started two games at corner ... finished with eight tackles, two PBU and one QB hurry ... prepped at JSerra Catholic in California ... a stand-out wide receiver, he recorded 18 touchdowns on 104 catches for 1,801 yards in his prep career ... Finished high school ranked the No. 680 overall prospect, No. 89 wide receiver and No. 77 overall California prospect in the 247Sports Composite rankings, which tabbed him at a three-star wide receiver prospect

### LUCKETT CAREER STATISTICS

DEFENSIVE										
YEAR	G/GS	UT	AT	TT	TFL-YD	QBS-YD	FF/FR	PBU	INT-YD	
2019 (COLO)	6/2	8	0	8	0.0-0	0-0	0/0	2	0-0	
2020 (COLO)				DNP - Injury						
2022 (ASU)	11/0	3	2	5	0.0-0	0-0	0/0	1	0-0	
<b>CAREER</b>	<b>17/2</b>	<b>11</b>	<b>2</b>	<b>13</b>	<b>0.0-0</b>	<b>0-0</b>	<b>0/0</b>	<b>3</b>	<b>0-0</b>	



**9**  
**JA'MORI MACLIN**  
WR • 5-11 • 183 • SO. • 1L  
KIRKWOOD, MO. (MISSOURI)

**2022:** C-USA All-Freshman Team (Coaches) ... Played in 14 games with one start ... 16 catches for 380 yards and two touchdowns ... finished season ranked No. 2 nationally in yards per catch behind teammate Jyaire Shorter ... Maclin averaged 24.7 yards per catch ... also had four kick returns for 80 yards ... started opener at UTEP ... had two catches for 25 yards ... had one reception for a season-long of 53 yards against SMU ... three receptions for 80 yards and a touchdown against Texas Southern ... finished with three catches for 81 yards and a score at Memphis ... two catches for 61 yards in WKU game ... three catches for 51 yards against FIU ... one catch for 20 yards in CUSA Championship

**Prior to UNT:** Spent two seasons at Missouri ... Saw action in three games as a freshman in 2020 ... Totaled one reception for five yards ... Did not play in 2021 due to injury ... Starred at Kirkwood (Mo.) High School for coach Todd Stevener ... Three-star wideout prospect by all the major recruiting services ... Rivals rated him as the state's No. 12 overall prospect at any position ... 247Sports rated him as the state's No. 10 prospect at any position ... Finished his high school career with 113 catches for 2,029 yards and 22 touchdowns ... Cousin is former All-American and eight-year NFL veteran Jeremy Maclin ... Out of high school, chose Mizzou over offers from Arizona State, Indiana, Iowa, Iowa State, Kansas and Kentucky


### MACLIN CAREER STATISTICS

RECEIVING							
YEAR	G/GS	REC	YD	AVG	TD	LP/OPPONENT	
2020 (MIZ)	3/0	1	5	5.0	0	5/South Carolina	
2021 (MIZ)		Redshirted					
2022	14/1	16	380	23.8	2	53/SMU (9/3/22)	
<b>CAREER</b>	<b>17/1</b>	<b>17</b>	<b>385</b>	<b>22.6</b>	<b>2</b>	<b>53/SMU (2022)</b>	




**87**  
**TIM MADISON**  
WR • 6-0 • 173 • FR. • HS  
FRISCO, TEXAS (LEBANON TRAIL HS)

**High School:** Speedy wide receiver from Frisco Lebanon Trail High ... played for coach Sadd Jackson ... 22 receptions for 264 yards and four touchdowns ... also two carries for 27 yards ... all-district honoree ... 347 yards on 28 catches as a junior ... scored two touchdowns ... 300 kick return yards with one touchdown ... also ran track ... finished second in 100m and third in 200m at district meet



**76**  
**DESMOND MAGIYA**  
OL • 6-5 • 272 • FR. • HS  
MCKINNEY, TEXAS (HS)

**High School:** Prepped at McKinney High under coach Marcus Shavers ... helped team to 8-5 record and regional semifinals ... honorable mention all-state selection ... named first team all-district ... helped offense that averaged 435.5 yards and 38.5 points per game ... rated two stars by Dave Campbell's Texas Football



**49**  
**KAMDON MCFARLAND**  
S • 6-0 • 204 • SO. • HS  
MANSFIELD, TEXAS (LAKE RIDGE HS)

**High School:** Played at Lake Ridge High School in Mansfield, Texas, under head coach Kirk Thor ... Was a versatile option on both sides of the ball, playing both WR and DB.



**25**  
**MAKENZIE MCGILL**  
RB • 5-9 • 192 • FR. • HS  
MOUNT VERNON, TEXAS (HS)

**High School:** Starred at Mount Vernon High for coach Brad Willard ... led team to 9-3 record as a senior ... owns every Mount Vernon season or career rushing record ... combined for 82 touchdowns in his final two high school seasons ... rushed for 2,557 yards and 35 touchdowns ... had 11 games with 100 or more yards ... 20 receptions for 382 yards and four scores ... also threw a pair of touchdowns ... finished season with more than 3,000 all-purpose yards ... back-to-back District MVP ... semifinalist for Mr. Texas Football ... two-time all-district honoree ... Smoaky.com first team All-East Texas ... academic all-district ... 2,154 yards and 37 touchdowns as a junior ... 448 receiving yards with five scores ... second team All-State ... also played basketball



# PLAYERS



**80**  
**ZHIGLLIL MCMILLAN**  
WR • 6-0 • 208 • SO. • 1L  
FRISCO, TEXAS (INDEPENDENCE HS)


**2022:** Played in 13 games, primarily on special teams ... had one catch for 16 yards in opener at UTEP

**2021:** Appeared in three games with one start to earn a redshirt ... Had one catch for ten yards against Marshall on 10/15 ... Made collegiate debut against UAB on 9/18

**High School:** Rated a three-star prospect by 247Sports Composite ... Rated by 247 as the No. 220 WR in the class of 2021 and the No. 242 prospect in Texas ... Three-year letter winner for nearby Frisco Independence, where he has accumulated 56 career receptions, 1,023 receiving yards and 13 career touchdowns ... Had 10 receptions for 188 yards and a pair of touchdowns as a senior, Independence will play in the UIL 5A D1 Area round against Highland Park on Thursday, December 17 ... Caught a career-high 36 passes for 727 yards and 11 touchdowns as a junior ... Held offers from Vanderbilt, UAB, Louisiana-Monroe and Houston Baptist

### MCMILLAN CAREER STATISTICS

RECEIVING						
YEAR	G/GS	REC	YD	AVG	TD	LP/OPPONENT
2021	3/1	1	10	10.0	0	10/Marshall (10/15/21)
2022	13/0	1	16	16.0	0	16/UTEP (8/27/22)
<b>CAREER</b>	<b>16/11</b>	<b>2</b>	<b>26</b>	<b>13.0</b>	<b>0</b>	<b>16/UTEP (2022)</b>



**67**  
**ETHAN MINER**  
OL • 6-2 • 296 • JR. • TR.  
WEST HARTFORD, CT. (ARKANSAS STATE)

**Prior to UNT:** Played three seasons at Arkansas State ... played in 32 games in his career with 24 starts ... started all 12 games at center in 2022 ... started all 11 games in 2021, five at center and six at left guard ... Blocked for an offense that averaged 395.8 total yards and 313.9 passing yards per game ... Arkansas State's passing offense ranked No. 11 nationally ... saw action in nine games in 2020, including one start ... helped lead the way for a team that finished No. 2 nationally in passing (364.4 ypg) ... Redshirted in 2019 ... Prepped at Kingswood-Oxford High in West Hartford, Connecticut ... All-New England Lineman of the Year ... Two-time 1st Team All-New England conference selection as a junior and senior ... Pro Football Hall of Fame Academy showcase invitee ... Played in the Connecticut-Rhode Island All-Star Game ... Boston Globe NEPSAC All-Star and Evergreen All-Star ... Played on both the offensive and defensive line, recording 31 tackles while forcing and recovering a fumble as a junior ... Helped lead Kingswood-Oxford to a 6-2-1 record and the Mark Conroy Bowl (New England Prep School Championship game) as a senior


### E. MINER CAREER STATISTICS

OFFENSIVE	
YEAR	G/GS
2019 (ASU)	Redshirted
2020 (ASU)	9/1
2021 (ASU)	11/11
2022 (ASU)	12/12
<b>CAREER</b>	<b>32/24</b>



**26**  
**DIETRICH MOORE**  
LB • 5-10 • 215 • FR. • HS  
BROKEN ARROW, OKLA. (HS)

**High School:** Starred at Broken Arrow High for coach David Alexander ... recorded 80 tackles with 3.0 TFL and two sacks as a senior ... added four interceptions and one forced fumble ... first team 6A-1 District 1 selection ... he was also named the league's linebacker of the year ... rated three stars by 247 Sports ... No. 24 player in Oklahoma ... No. 147 inside linebacker nationally ... 70 tackles, 6.0 TFL, 3 INT and two forced fumbles in 2021 ... 74 tackles, 8.0 TFL and three sacks as a sophomore ... added two forced fumbles and one fumble recovery ... also played baseball



**74**  
**LARRY MOORE**  
OL • 6-6 • 275 • JR. • TR.  
MISSOURI CITY, TEXAS (TEXAS TECH)

**Prior to UNT:** Spent three seasons at Texas Tech ... Did not see action in 2022 ... Made two appearances in 2021 and earned a redshirt ... saw snaps against FIU and Kansas ... Scout team member in 2020 season ... Prepped at Fort Bend Marshall in Missouri City, Texas for coach James Williams ... started at right tackle for a Fort Bend Marshall team that played in the 2019 Texas Class 5A Division II State Championship ... the Buffaloes previously concluded the 2018 season at 15-1 overall after falling in the state title game that year as well ... earned first team All-District 11-5A honors for his junior and senior season efforts ... helped push a Buffalos offense that averaged 47.3 points per game and outscored opponents, 757-305, on the year ... three-star prospect according to 247Sports, ESPN and Rivals ... rated as the No. 67 offensive tackle nationally by 247Sports

### L. MOORE CAREER STATISTICS

OFFENSIVE	
YEAR	G/GS
2020 (TTU)	DNP
2021 (TTU)	2/0
2022 (TTU)	DNP
<b>CAREER</b>	<b>2/0</b>



# PLAYERS



**94**

**MARCUS MOORE**

DL • 6-0 • 300 • JR. • JC  
THE COLONY, TEXAS (COFFEYVILLE CC)

**Prior to UNT:** Spent the 2022 season at Coffeyville (Kansas) Community College ... played for coach Jeff Leiker ... saw action in 10 games ... finished with 33 tackles, 8.0 tackles for loss and 3.5 sacks ... honorable mention All-KJCCC selection ... did not play in 2021 ... spent the 2020 season at ULM ... played in seven games with eight tackles and 1.0 TFL ... three-year starter for Coach Rudy Rangel at The Colony (Texas) High School, helping the Cougars to a combined record of 24-9 (.727) ... Rated the No. 6 defensive lineman in the Dallas area by The Dallas Morning News ... named District 5-5A Defensive Lineman of the Year for the second season in a row after leading the team in tackles for loss (31), sacks (14) and quarterback hurries (18) as a senior ... recorded 55 tackles, two pass break-ups and forced four fumbles in 2019 ... posted a career-high nine tackles vs. Wakeland, with four resulting in losses including three sacks ... made seven stops vs. Lone State, with three coming behind the line of the scrimmage including two sacks; also credited with three QB hurries and a forced fumble ... produced four tackles for loss each vs. Centennial (to go along with four QB hurries), Heritage and Independence (forced fumble) ... selected District 5-5A Co-Defensive Lineman of the Year as a junior ... registered 32 tackles, with 11 for losses including four sacks, and 11 QB hurries in 2018 ... tallied five stops vs. Little Elm, with three resulting in losses including a sack, and two QB hurries ... accounted for a season-high six tackles, including one for a loss, and two QB hurries vs. Byron Nelson ... his four-year varsity totals include 119 career tackles, with 48 for losses including 18 sacks, 31 QB hurries and five forced fumbles



**22**

**MATTHEW MOORE**

LB • 6-0 • 220 • FR. • HS  
KILLEEN, TEXAS (ELLISON HS)

**Prior to UNT:** Prepped at Killeen Ellison High School for coach Danny Servance ... led team to 5-5 record in 2022 ... finished with 129 tackles, including 93 solo stops, as a senior ... added 17.0 TFL and 3.0 sacks with three PBU and one forced fumble ... two-time first team All-District selection ... honorable mention All-Smoaky team ... had 113 tackles as a junior with one forced fumble and two fumble recoveries ... honorable mention TSWA all-state in 2021 ... KWTX Classroom Champion ... team captain ... also a track standout



**77**

**KACI MOREKA**

OL • 6-5 • 291 • SR. • 2L  
ARLINGTON, TEXAS (TRINITY VALLEY CC)

**2022:** Played in 14 games with six starts ... took over as starter at left tackle against WKU following season-ending injury to Cole Brown ... part of UNT Offense that finished No. 25 nationally in rushing (199.86 ypg) ... offense was third in CUSA in scoring (33.8 ppg) and total offense (461.8 ypg) ... helped three different running backs post 100-yard games during the season for a total of seven games ... helped UNT set school record for rushing with 475 yards against LA Tech

**2021:** Made 10 appearances, including two starts at left guard ... Helped block for the best rushing offense in CUSA (233.5 ypg), a unit that ranked fifth nationally

**Prior to UNT:** Played in eight games at Trinity Valley Community College in 2020 ... Helped team to 6-2 record and was named honorable mention all-conference ... Spent two seasons at Northern Colorado where he played and started in 10 games at left tackle in 2019. ... Led the way for five games where the Bears rushed over 100 yards and three games over 150 ... Redshirted in 2018 ... Prepped at Arlington Martin HS

### MOREKA CAREER STATISTICS

#### OFFENSIVE

YEAR	G/GS
2018 (TVCC)	Redshirted
2019 (TVCC)	10/10
2021	2/0
2022	14/6
CAREER	26/16

PLAYERS





# PLAYERS



**18**  
**DORIAN MORRIS**  
WR • 5-10 • 190 • JR. • 2L  
MESQUITE, TEXAS (POTEET HS)

**2022:** Played in one game ... had one carry for no gain against Rice

**2021:** Saw action in nine games, mostly as a returner ... Returned six kickoffs for 131 yards over nine appearances ... Returned one kick for 16 yards against UTEP on 11/13 ... Returned two kicks for 51 yards at Rice on 10/30 ... Returned two kicks for 42 yards against Marshall on 10/15 ... Returned one kick for 22 yards at SMU on 9/11

**2020:** Appeared in five games, mostly on special teams ... Returned his first career kickoff for 16 yards in the win vs. UTEP on 12/11 ... Made his season debut in the season-opening win vs. HBU on 9/5

**2019:** Redshirted his first year on campus after just appearing in three games ... Made his collegiate debut against Middle Tennessee on 10/19

**High School:** Rated a 3-star recruit by 247Sports, Rivals and 247Sports Composite and a 2-star recruit by ESPN ... Ranked the No. 147 athlete in the nation and the No. 236 recruit in Texas by ESPN ... Ranked the No. 175 cornerback in the nation and the No. 230 recruit in Texas by 247Sports Composite ... Ranked the No. 175 cornerback in the nation and the No. 223 recruit in Texas by 247Sports ... As a senior, played in only six games and had eight solo tackles, six assisted, eight passes defended and one interception ... Also competed in the 100-, 200- and 400-meter dashes, 4x100, 4x200 and 4x400 relays in high school ... Recorded at 4.45 seconds in the 40-yard dash and 10.69 seconds in the 100-meter dash ... Received offers from SMU, Navy, Louisiana Tech, Houston Baptist, Liberty, Tulane and Texas State.

### MORRIS CAREER STATISTICS

KICK RETURNS						
YEAR	G/GS	NO	YD	AVG	TD	LP/OPPONENT
2019	3/0	0	0	--	0	--
2020	5/0	1	16	16.0	0	16/UTEP (12/11/20)
2021	9/0	6	131	21.8	0	38/Marshall (10/15/21)
2022	1/0	0	0	0	0	--
<b>CAREER</b>	<b>18/0</b>	<b>7</b>	<b>147</b>	<b>21.0</b>	<b>0</b>	<b>38/Marshall (2021)</b>




**7**  
**NICK NAKWAASAH**  
S • 5-11 • 199 • JR. • TR.  
DALLAS, TEXAS (CENTRAL ARKANSAS)

**2022:** Missed season due to injury

**Prior to UNT:** Spent three seasons at Central Arkansas where he played in 14 games ... Saw action in seven games in 2021 and had 11 tackles on the year with one interception ... Interception was against ACU off future UNT teammate Stone Earle ... Played in eight games in 2020 with one interception, a pick off NDSU's Trey Lance that was selected in first round of 2021 NFL Draft by San Francisco ... Recorded 33 total tackles, including 22 solo stops ... Redshirted the 2019 season after playing in one game ... prepped at Bishop Dunne High in Dallas for coach Michael Johnson ... helped team to 11-3 record as a senior in 2018 ... finished year with 67 tackles and two interceptions ... rated a three-star prospect by 247 Sports

### NAKWAASAH CAREER STATISTICS

DEFENSIVE										
YEAR	G/GS	UT	AT	TT	TFL-YD	QBS-YD	FF/FR	PBU	INT-YD	
2019 (UCA)	1/0	2	0	2	0-0	0-0	0/0	0	0-0	
2020 (UCA)	8/0	22	11	33	1.0-1	0-0	1/1	2	1-16	
2021 (UCA)	7/0	3	3	1	1.0-2	0-0	0/0	2	1-1	
2022					DNP - Injury					
<b>CAREER</b>	<b>14/0</b>	<b>32</b>	<b>14</b>	<b>46</b>	<b>1.0-3</b>	<b>0-0</b>	<b>1/1</b>	<b>4</b>	<b>2-17</b>	



**13**  
**BRIAN NELSON II**  
CB • 6-0 • 183 • FR. • HS  
PEARLAND, TEXAS (SHADOW CREEK HS)

**High School:** Standout player at Shadow Creek HS in Pearland, Texas under head coach Brad Butler ... Rated as a three-star prospect by 247Sports ... First Team All-District 23-6A selection ... Returned an interception 28 yards for a touchdown in a win over Bridgeland ... Racked up seven interceptions and broke up four passes in 12 games his senior season ... Chose UNT over Coastal Carolina, New Mexico and Old Dominion.



**40**  
**KALI NGUMA**  
K • 5-10 • 183 • FR. • HS  
MISSION, TEXAS (SHARYLAND HS)

**High School:** Prior to UNT: Prepped at Sharyland High School in Mission, Texas ... played for coach Craig Krell ... helped team to 7-5 record ... Converted 27 field goals in high school ... scored 202 total points ... also served as team's punter ... averaged 38.0 yards per punt as a senior ... had 14 punts downed inside the 20 ... averaged 41 yards per punt as a junior with a long of 69 yards ... rated five stars by Kohl's Kicking ... No. 36 rated kicker nationally ... three-time all-district ... all-state honoree ... owns school record with 53-yard field goal ... also punted in high school ... competed at National Invitational Scholarship Camp and the Kohl's Texas Showcase ... selected to RGV All-Star Game ... also played soccer

PLAYERS



# PLAYERS



**54**  
**FEBECHI Nwaiwu**  
OL • 6-4 • 316 • SO. • 1L  
COPPELL, TEXAS (HS)

**2022:** Second Team Freshman All-American (The Athletic) ... Third Team Freshman All-American (CFN) ... C-USA All-Freshman Team (Coaches) ... Third Team All-CUSA (PFF, Phil Steele) ... Played in 14 games with 12 starts ... only games to not start were UTEP and Frisco Bowl ... part of UNT Offense that finished No. 25 nationally in rushing (199.86 ypg) ... offense was third in CUSA in scoring (33.8 ppg) and total offense (461.8 ypg) ... helped three different running backs post 100-yard games during the season for a total of seven games ... helped UNT set school record for rushing with 475 yards against LA Tech


**2021:** Appeared in two games for the Mean Green in 2021 and maintained a redshirt

**High School:** Prepped at Coppell High for coach Mike Dewitt... helped team to 6-4 record ... blocked for offense that averaged 374.0 yards per game ... team averaged 163.2 yards per game on the ground ... also competed in shot put and discus

### NWAIWU CAREER STATISTICS

#### OFFENSIVE

YEAR	G/GS
2021	2/0
2022	14/12
<b>CAREER</b>	<b>16/12</b>



**38**  
**CADEN PARK**  
CB • 6-0 • 188 • R-FR. • RS  
MCKINNEY, TEXAS (BOYD HS)

**2022:** Did not see action ... redshirted

**Prior to UNT:** Played at McKinney Boyd High for coach Joe McBride ... helped team to 8-3 record ... 49 catches for 807 yards and 10 TDs in nine games... also a standout baseball player



**6**  
**IKAIKA RAGSDALE**  
RB • 5-11 • 218 • JR. • 2L  
LAS VEGAS, NEVADA (BISHOP GORMAN HS)

**2022:** Fourth Team All-CUSA (Phil Steele) ... Earl Campbell Tyler Rose Watch List ... Third team Preseason All-CUSA (Athlon) ... played in 13 games with seven starts ... finished eighth in CUSA with 755 rushing yards and seven touchdowns ... added 19 receptions for 135 yards and three scores ... 10 total touchdowns was sixth in the league ... 890 all-purpose yards was 23rd in CUSA ... three 100-yard rushing games (FAU, Rice, UTSA) ... also had 120 all-purpose yards in Frisco Bowl ... multiple touchdowns three times (WKU, Rice, Boise State) ... 119 yards on 16 carries with a touchdown against FAU ... 62 yards and a score against LA Tech ... 11 carries for 61 yards with a touchdown plus two catches for 12 yards and a score at WKU ... helped UNT set school record for rushing with 475 yards against LA Tech

**2021:** Honorable Mention All-CUSA (PFF) ... Rushed 100 times for 534 yards and five touchdowns with four receptions for 23 yards over 12 appearances with one start ... Made first career start against Miami in Frisco Football Classic and rushed for 23 yards on 11 carries ... Rushed 20 times for 146 yards and two touchdowns against UTSA on 11/27 ... Rushed 19 times for 102 yards and a touchdown at FIU on 11/20 ... Rushed twice for five yards with one reception for two yards against UTEP on 11/13 ... Rushed 15 times for 112 yards and two touchdowns with a 17-yard reception at Southern Miss. on 11/06 ... Rushed twice for five yards against Liberty on 10/23 ... Rushed three times for 25 yards against Marshall on 10/15 ... Rushed eight times for 40 yards with a four-yard reception at Louisiana Tech on 9/25 ... Rushed six times for 25 yards against UAB on 9/18 ... Rushed four times for 19 yards with a reception for no gain at SMU on 9/11 ... Rushed ten times for 32 yards against Northwestern State on 9/04

**2020:** Appeared in two games for the Mean Green ... Made his collegiate debut vs. Louisiana Tech on 12/3

**High School:** Rated a three-star prospect by 247Sports ... 247 ranks him as the no. 8 player in the state of Nevada ... Participated in the 2020 Polynesian Bowl ... Rushed 96 times for 756 yards as a senior while scoring 13 touchdowns ... Had 119 carries for 676 yards and 11 touchdowns as a junior ... Rushed 55 times for 437 yards and six touchdowns as a sophomore ... Held offers from Air Force, Arizona, BYU, Fresno State, Hawaii, New Mexico, Oregon and Southern Miss

### RAGSDALE CAREER STATISTICS

#### RUSHING

YEAR	G/GS	ATT	YD	AVG/A	TD	LP/OPPONENT
2020	2/0	0	0	0	0	--
2021	12/1	100	534	5.3	5	44/Southern Miss (11/6/21)
2022	13/7	142	755	5.3	7	56/UTSA (12/2/22)
<b>CAREER</b>	<b>27/8</b>	<b>242</b>	<b>1289</b>	<b>5.3</b>	<b>12</b>	<b>56/UTSA (2022)</b>



# PLAYERS



**95**  
**KORTLIN RAUSAW**  
DL • 6-3 • 275 • SO. • 1L  
WYLIE, TEXAS (HS)

**2022:** Played in all 14 games ... 18 tackles, 1.5 TFL, 0.5 sack ... one fumble recovery ... at least one tackle in 12 games ... two stops against SMU ... 0.5 TFL against Texas Southern ... career-high four tackles, 1.0 TFL and half a sack at UTSA ... two stops at WKU ... two tackles against Rice ... one stop in Frisco Bowl against Boise State ... also had individual tackles against UNLV, Memphis, FAU, LA Tech, FIU and UAB


**2021:** Totaled four tackles over four appearances ... Had three tackles at Southern Miss. on 11/06 ... Had a tackle against Northwestern State on 9/04

**2020:** Had two tackles while appearing in four games ... Recorded his first career tackle and finished with two vs. Charlotte on 10/10 ... Made his collegiate debut in the season-opening win vs. HBU on 9/5

**High School:** Rated a three-star prospect by 247Sports, Rivals and ESPN ... The 247 Composite ranks him as the No. 219 player in the state of Texas and No. 86 strong side defensive end in the nation ... Two-time First Team All-District selection ... Three-time letter winner at Wylie HS, accounted for 112 total tackles in three varsity seasons ... Appeared in 11 games as a senior where he accounted for 53 tackles (32 solo, 21 assist), 5.0 TFL, 4.0 sacks, six quarterback hurries, two pass break-ups, two forced fumbles and four fumble recoveries ... As a junior, he returned his only career interception for a touchdown ... Also lettered in basketball and track and field ... President of Wylie High School's DECA chapter ... Held offers from Army, Boise State, Colorado, Hawaii, Iowa State, Southern Miss, Texas State, Tulane, Tulsa, UTEP and Houston Baptist.

### RAUSAW CAREER STATISTICS

DEFENSIVE									
YEAR	G/GS	UT	AT	TT	TFL-YD	QBS-YD	FF/FR	QBH	INT-YD
2020	3/0	0	2	2	0-0	0-0	0/0	0	0-0
2021	4/0	0	4	4	0-0	0-0	0/0	0	0-0
2022	14/0	8	10	18	1.5-4	0.5-4	0/0	0	0-0
<b>CAREER</b>	<b>21/0</b>	<b>8</b>	<b>16</b>	<b>24</b>	<b>1.5-4</b>	<b>0.5-4</b>	<b>0/0</b>	<b>0</b>	<b>0-0</b>




**99**  
**NOAH RAUSCHENBERG**  
K • 6-0 • 198 • SR. • TR  
TULSA, OKLA. (BAYLOR)

**Prior to UNT:** Played four seasons at Baylor ... played in 43 games as a kickoff specialist ... two-time first team Academic All-Big 12 ... has kicked off 243 times in his career ... totaled 180 touchbacks ... averaged more than 64 yards per kickoff in both 2021 and 2022 ... No. 1 rated kickoff specialist for 2022 according to Pro Football Focus ... rated eighth nationally in kickoff percentage in 2022 (76 percent) and third in 2021 (88.9 percent) ... converted four extra points in 2019 ... prep standout at Union High School in Tulsa, Okla., for coach Kirk Fridrich ... Helped team to 9-3 record and a 7-0 mark in district ... Owns every Union High School record including 185 career PATs ... Converted 10-of-16 field goals as a senior ... Had a long of 54 yards ... Also booted two field goals from 53 yards ... Connected on 52-of-54 PATs ... Had touchbacks of 50-of-65 kickoffs with an average of 67.95 yards per kickoff ... 2018 First-Team All-State selection ... As a junior, connected on 14-of-22 field goals with a long of 51 yards ... Hit 64-of-66 PAT attempts ... Averaged 64.76 yards on kickoffs as a junior ... Honorable Mention All-State in 2017 ... Five-star kicker according to Kohl's and Chris Sailer ... ESPN rated as No. 22 kicker nationally ... 247 Sports' No. 24 kicker in the country ... 2017 TX Fall Camp FG Champion ... 2018 TX Spring Camp FG Champion ... 2018 TX Spring Camp KO Champion ... 2018 TX Spring Camp Overall Champion ... 2018 Vegas XXXII Field Goal National Champion ... 2018 TOP 12 Camp Kickoff Champion .. 2018 TX Fall Camp Overall Champion

### RAUSCHENBERG CAREER STATISTICS

PLACE KICKING							
YEAR	GP	PAT-A	PCT.	FG-A	PCT.	TB-KO	TB PCT.
2019 (BU)	9	4-4	100.0	0-1	.000	34-56	.607
2020 (BU)	8	0-0	N/A	0-1	.000	18-33	.545
2021 (BU)	14	0-0	N/A	0-0	N/A	72-83	.867
2022 (BU)	13	0-0	N/A	0-0	N/A	57-75	.760
<b>CAREER</b>	<b>44</b>	<b>4-4</b>	<b>100.0</b>	<b>0-2</b>	<b>.000</b>	<b>181-247</b>	<b>.732</b>



**62**  
**CADEN REEVES**  
OL • 6-3 • 315 • SO. • RS  
ARGYLE, TEXAS (HS)

**2022:** Did not see game action ... missed season due to injury

**2021:** Did not appear for the Mean Green in 2021 and maintained a redshirt

**High School:** Played at Argyle High School under legendary head coach Todd Rodgers ... helped the Eagles win the state championship in 2020



# PLAYERS



**44**

**MAZIN RICHARDS**


DL • 6-1 • 240 • SR. • 1L  
BURLESON, TEXAS (EASTERN NEW MEXICO)

**2022:** First Team All-CUSA (PFF) ... Second Team All-CUSA (Coaches, PFN, Phil Steele) ... DCTF Second Team All-Texas College... played in 14 games with 14 starts ... 78 tackles with 12.5 TFL and 7.5 sacks ... sixth in CUSA in sacks ... fifth in tackles for loss ... 15th in tackles ... four tackles in UNT debut at UTEP ... five tackles with half sack against SMU ... five tackles and a sack in win over Texas Southern ... six tackles at UNLV ... five tackles and half sack at Memphis ... three stops and a TFL in win over FAU ... nine tackles with season-best three sacks vs. LA Tech ... career high 11 tackles with 2.5 TFL and 1.5 sacks at UTSA ... nine tackles at WKU .... Seven tackles and a sack at UAB ... seven tackles and a TFL in win over Rice ... three tackles and two tackles for loss in CUSA Championship

**Prior to UNT:** Spent three years at Eastern New Mexico University in Portales, New Mexico ... 2021 Lone Star Conference Defensive Lineman of the Year ... 2021 All-LSC First Team Offense ... Played in nine games with nine starts in 2021 as a sophomore ... Recorded 26 tackles (21 solo, five assisted)... Had 12.5 tackles for loss which was third in the conference... Recorded 8.5 sacks for a total loss of 57 yards throughout the season... Forced three fumbles... Had a season-high four sacks against Lincoln (CA) ... Recorded a season-high five tackles against Angelo State ... Division II did not compete in 2020 ... named a preseason All-American prior to the canceled 2020 season ... 2019 Second Team All-LSC selection... played in 12 games with six starts as a true freshman in 2019 ... Led the Lone Star Conference with 12.5 sacks on the year... Led the team with 14.5 tackles for a loss... Recorded four multi-sack games and received LSC Defensive Player of the Week honors after totaling six tackles and 3.5 sacks in the Hounds upset win over #21 Angelo State... Posted 3.0 sacks and an interception in the Hound's win over Texas A&M-Kingsville... Set the school record for sacks in a single season... Eight of his sacks came in the final five weeks of the season ... prepped at Burleson (Texas) Centennial HS for coaches Kyle Geller and Blake Meyer ... Set five defensive program records, including most sacks in a game (4), most sacks in a season (13), most sacks in a career (17), most tackles for loss in a season (24) and most tackles for loss in a career (35) ... Earned Second Team All-District honors and received All-State Honorable Mention following the 2018 campaign.

**RICHARDS CAREER STATISTICS**

DEFENSIVE										
YEAR	G/GS	UT	AT	TT	TFL-YD	QBS-YD	FF/FR	QBH	INT-YD	
2019 (ENM)	12/9	23	13	36	14.5-90	12.5-80	0/0	5	1-0	
2020 (ENM)	No Season - COVID-19									
2021 (ENM)	9/6	21	5	26	11.5-69	8.5-57	3/0	4	0-0	
2022	14/14	55	23	78	12.5-68	7.5-50	0/0	5	0-0	
<b>CAREER</b>	<b>35/29</b>	<b>99</b>	<b>41</b>	<b>140</b>	<b>38.5-227</b>	<b>28.5-187</b>	<b>3/0</b>	<b>14</b>	<b>1-0</b>	



**90**

**KAGHEN ROACH**


DL • 6-5 • 257 • JR. • 1L  
CELINA, TEXAS (BLINN COLLEGE)

**2022:** Played in 14 games ... four tackles on the year ... made UNT debut at UTEP with one tackle ... also had tackles against Texas Southern, Memphis and FIU

**Prior to UNT:** Played one season at Blinn College in Brenham, Texas for coach Ryan Mahon ... finished with 32 tackles, 14.0 TFL and 6.5 sacks ... 2021 SWJCFC All-Conference pick ... spent the 2020 season at Army ... played the 2019 season at Fork Union Military Academy ... prepped at Celina High School for coach Bill Elliott ... helped team to 7-5 record as a senior ... finished senior season with 66 tackles, 16 hurries, 22 tackles for loss, one forced fumble, two forced fumble recoveries, 11.5 sacks and three interceptions ... first team all-area selection ... honorable mention all-state ... also participated in track and field ... rated three stars by 247 Sports out of high school ... chose UNT over UTEP

**ROACH CAREER STATISTICS**

DEFENSIVE										
YEAR	G/GS	UT	AT	TT	TFL-YD	QBS-YD	FF/FR	QBH	INT-YD	
2021 (BC)	8/8	4	28	32	14.0-24	6.5-18	0/0	--	0-0	
2022	14/0	1	3	4	0-0	0-0	0/0	0	0-0	
<b>CAREER</b>	<b>22/0</b>	<b>5</b>	<b>31</b>	<b>36</b>	<b>14.0-24</b>	<b>6.5-18</b>	<b>0/0</b>	<b>0</b>	<b>0-0</b>	



**81**

**RICHARD ROCQUEMORE**

WR • 5-10 • 176 • SO. • RS  
MANSFIELD, TEXAS (ACU)

**2022:** Missed season due to injury


**Prior to UNT:** Spent two seasons at Abilene Christian, but did not see game action ... Prepped at Mansfield Legacy High School under coach was Chris Melson ... Had 19 receptions for 221 yards and two touchdowns as a senior ... Also ran track ... Teammate of current UNT running back Ayo Adeyi

PLAYERS





# PLAYERS



**4**  
**CHANDLER ROGERS**  
QB • 6-0 • 195 • JR. • TR  
MANSFIELD, TEXAS (ULM)

**Prior to UNT:** Spent two seasons at ULM from 2021-22 ... 24 games played with 18 starts ... passed for 3,704 yards and 24 touchdowns with 10 interceptions ... completed 331 of 501 passes (.661) ... 284 carries for 710 yards (2.5 ypc) and six touchdowns ... one reception for three yards and a touchdown ... saw action in 12 games in 2022 ... started all 12 games for the Warhawks ... passed for 2,403 yards and 15 touchdowns ... completed 216-of-320 passes with seven interceptions ... rushed for 353 yards and five touchdowns ... also had one receiving touchdown ... Ranked 13th in completion percentage with a 67.5 percent mark among all FBS passers ... Appeared in all 12 games in 2021, including six consecutive starts (2-4 record) in the middle of the season ... accounted for 1,678 yards total offense and 10 touchdowns ... completed 112-of-179 throws for 1,311 yards, nine TDs and three interceptions ... led the team in passing and total offense while finishing third in rushing with 139 carries for 367 yards and a score ... played 2020 season at Blinn Junior College in Brenham, Texas ... started four games at quarterback during the second half of the 2021 spring schedule at Blinn College in Brenham, Texas ... completed 56-of-116 passes (.483) for 750 yards with six touchdowns and four interceptions ... ranked second on the Buccaneers in rushing with 63 carries for 343 yards (5.4 avg.) and three scores ... recorded two 100-yard rushing games ... his three rushing TDs tied for the team lead ... redshirted at Southern Miss in 2019 ... saw action in two games for the Golden Eagles ... Prep standout for Coach Kirk Thor at Lake Ridge High School in Mansfield ... accounted for 3,394 yards total offense and 32 touchdowns as a senior in 2018 while leading the Eagles to the Class 6A Division II regional semifinals ... completed 164-of-256 passes (.640) for 2,190 yards, 20 TDs and 10 interceptions as a senior ... also led the team in rushing with 183 carries for 1,204 yards and 12 TDs in 2017 ... recorded five 200-yard passing games and six 100-yard rushing games as a senior ... ran 26 times for 142 yards and two TDs in the regional semifinals vs. Amarillo Tascosa ... hit 27-of-46 throws for 285 yards and three scores in the area round of the playoffs vs. Denton Guyer, including the game-winning 15-yard TD strike in the third overtime; produced 460 yards total offense, including 175 rushing yards ... amassed a career-best 510 yards total offense in a 34-29 win over DeSoto; connected on 28-of-36 passes for a career-high 435 yards and four scores, including the game-winning 35-yard toss with :06 left in the fourth quarter ... scored a career-best three rushing TDs vs. South Grand Prairie ... rolled up 417 yards total offense in the 2018 season opener vs. Union (Oklahoma); threw for 200 yards and three TDs with one interception and carried 25 times for a career-high 217 yards ... completed 56-of-97 passes (.577) for 944 yards, 11 TDs and five interceptions as a junior ... picked up 771 rushing yards on 104 attempts and scored four TDs in 2017 ... went 17-of-18 passing for a season-high 245 yards and four scores vs. Midlothian ... posted four 100-yard rushing games, including a 147-yard, two-TD performance vs. Mansfield Timberview ... finished his prep career with 6,182 yards total offense, 65 total TDs (34 passing and 31 rushing), 3,576 passing yards and 2,606 rushing yards

## ROGERS CAREER STATISTICS

### PASSING

YEAR	G/GS	CMP	ATT	PCT	YDS	INT	TD	EFF.	LP/OPPONENT
2021 (ULM)	12/6	115	181	.635	1301	3	9	137.0	81/USA (10/23/21)
2022 (ULM)	12/12	216	320	.675	2403	7	15	141.7	89/UL-L (9/24/22)
<b>CAREER</b>	<b>24/18</b>	<b>331</b>	<b>501</b>	<b>.661</b>	<b>3704</b>	<b>10</b>	<b>24</b>	<b>140.0</b>	<b>89/UL-L (2022)</b>

### RUSHING

YEAR	G/GS	ATT	YD	AVG/A	TD	LP/OPPONENT
2021 (ULM)	12/6	139	357	2.57	1	24/Arkansas St. (11/13/21)
2022 (ULM)	12/12	145	353	2.43	5	34/Southern Miss (11/26/22)
<b>CAREER</b>	<b>24/18</b>	<b>284</b>	<b>710</b>	<b>2.50</b>	<b>6</b>	<b>34/Southern Miss (2022)</b>



**22**  
**LUKE ROSSLEY**  
WR • 5-11 • 178 • R-FR. • RS  
HIGHLAND PARK, TEXAS (HS)

**2022:** Did not see game action ... redshirted

**Prior to UNT:** Prepped at Highland Park High for coach Randy Allen ... helped team to 10-2 record in 2021 ... tallied 24 catches for 269 yards and one touchdown as a senior



**10**  
**JACE RUDER**  
QB • 6-2 • 222 • SR. • 1L  
NORTON, KANSAS (NORTH CAROLINA)

**2022:** Did not see action

**2021:** Played in eight games and started the first four games of season ... Completed 53 of 98 passes for 571 yards, three touchdowns and five interceptions with 25 rushes for 68 yards ... Completed one of two passes for 14 yards with three rushes for 20 yards at FIU on 11/20 ... Completed one attempt for 13 yards with a rush for three yards against Marshall on 10/15 ... Completed three of ten passes for 13 yards with two rushes for eight yards at Louisiana Tech on 9/25 ... Completed six of 13 passes for 34 yards, a touchdown and an interception with six rushes for -1 yard against UAB on 9/18 ... Completed 32 of 51 passes for 366 yards, a touchdown and two interceptions with ten rushes for 15 yards at SMU on 9/11 ... Completed ten of 21 passes for 131 yards, a touchdown and two interceptions with three rushes for 23 yards against Northwestern State on 9/04

**Prior to UNT:** Played three seasons at North Carolina ... saw action in six games from 2018-20 ... Saw snaps against Syracuse, Duke and Western Carolina in 2020 as the backup quarterback ... Played in only two games in 2019 before suffering a season-ending injury ... Redshirted the 2018 season ... prepped at Norton (Kansas) High School ... Four-star prospect who is ranked No. 12 nationally as a dual-threat quarterback and No. 190 overall by Rivals ... Rated as the No. 317 player in the country, the No. 16 dual-threat quarterback and the No. 1 player in Kansas by the 247Sports composite ... Considered the No. 23 quarterback and the top player in Kansas by ESPN.com ... Threw for 1,232 yards and 13 TDs and ran for 1,032 yards and 15 scores as a senior

## RUDER CAREER STATISTICS

### PASSING

YEAR	G/GS	CMP	ATT	PCT	YDS	INT	TD	EFF.	LP/OPPONENT
2018 (UNC)	1/0	4	5	80.0	80	0	1	280.4	44/GT (11/3/18)
2019 (UNC)	2/0	1	2	50.0	7	0	0	79.4	7/Wake (9/13/19)
2020 (UNC)	3/0	2	3	66.7	11	0	0	97.5	8/Syracuse (9/12/20)
2021	8/4	53	98	54.1	571	5	3	102.9	45/SMU (9/11/21)
2022				DNP					
<b>CAREER</b>	<b>14/4</b>	<b>60</b>	<b>108</b>	<b>55.6</b>	<b>669</b>	<b>5</b>	<b>4</b>	<b>130.9</b>	<b>45/SMU (2021)</b>

### RUSHING

YEAR	G/GS	ATT	YD	AVG/A	TD	LP/OPPONENT
2018 (UNC)	1/0	3	21	7.0	0	13/GT (11/3/18)
2019 (UNC)	2/0	4	22	5.5	0	22/Wake Forest (9/13/19)
2020 (UNC)	3/0	4	-3	-0.8	0	7/Duke (11/7/20)
2021	8/4	25	68	2.7	0	13/Northwestern St. (9/4/21)
2022				DNP		
<b>CAREER</b>	<b>14/4</b>	<b>36</b>	<b>108</b>	<b>3.0</b>	<b>0</b>	<b>22/Wake Forest (2019)</b>



# PLAYERS



**79**  
**HOWARD SAMPSON**  
OL • 6-8 • 325 • R-FR. • RS  
HUMBLE, TEXAS (HS)

**2022:** Played in two games ... redshirted ... made UNT debut against Texas Southern ... also saw snaps against FIU

**Prior to UNT:** Played at Humble High School for coach Marcus Schulz ... named second team All-District ... helped team to 11 wins as a sophomore ... also had offers from Grambling, Texas Southern and Texas State



**56**  
**DAMEON SMALLWOOD**  
OL • 6-3 • 318 • R-FR. • HS  
DENISON, TEXAS (HS)

**2022:** Did not see game action ... redshirted

**High School:** Prepped at Denison High School under coach Brent Whitson ... Led team to 7-4 record ... first team all-district pick following junior and senior seasons ... three-star prospect according to ESPN ... rated No. 228 in Texas ... Rivals rates as three stars ... Earned three-star ranking from 247 Sports ... No. 219 in Texas ... also played basketball ... picked UNT over Liberty and New Mexico

### SAMPSON CAREER STATISTICS

#### OFFENSIVE

YEAR	G/GS
2022	2/0
CAREER	2/0



**17**  
**LANDON SIDES**  
WR • 5-11 • 179 • FR. • HS  
DENTON, TEXAS (GUYER HS)

**High School:** Prepped at Denton Guyer High for coach Reed Heim ... led team to 14-1 record, including 7-0 in district as a senior ... helped team average 46 ppg ... finished the season with 60 receptions for 1,358 yards and 16 touchdowns ... multiple touchdowns in six games ... set Guyer single-season record for receiving yards ... season-high 183 yards on five catches and two TD against McKinney ... All-State honoree ... first team all-district selection ... Dallas Morning-News All-Area pick ... 14 catches for 295 yards and four scores during his junior season in 2021 ... rated three stars by 247 Sports ... Also competes in track and field ... Ran junior 100-meter times of 10.54 and 10.98 in Spring 2022 ... Texas 6A regional qualifier in the 300 hurdles (38.52PR) ... long jumped 22-9.5 and triple jumped 42-1 ... rated three stars by Dave Campbell's Texas Football ... earned three stars from 247 Sports ... No. 228 in Texas ... three-star prospect according to On3 ... No. 100 in Texas



**15**  
**JORDAN SMART**  
WR • 5-10 • 185 • JR. • 1L  
ROUND ROCK, TEXAS (UT PERMIAN BASIN)

**2022:** Played in 11 games with one start ... 21 receptions for 331 yards and a touchdown ... long reception of 53 yards ... also rushed one time for four yards ... 46 kick return yards ... 381 all-purpose yards ... five receptions for 82 yards at Memphis ... five catches for 76 yards and a touchdown against FIU ... three receptions for 94 yards in Frisco Bowl against Boise State

**Prior to UNT:** Played two seasons at UT Permian Basin in Odessa, Texas ... played in 11 games in 2021 with 11 starts ... led the team with 45 receptions for 587 yards and eight touchdowns ... averaged 118 ypg over the final three games of season ... scored five times in last three games ... season-high 156 yards and two scores in win at Midwestern State ... played in two games in spring 2021 season ... prepped at Round Rock High School under coach Jeff Cheatham ... helped team to 6-4 record as a senior in 2019 ... finished season with 67 carries for 670 yards and 17 touchdowns ... had 34 receptions for 403 yards and two scores ... totaled more than 1,906 all-purpose yards with 31 touchdowns in high school career ... also returned kicks for Round Rock

### SMART CAREER STATISTICS

#### RECEIVING

YEAR	G/GS	REC	YD	AVG	TD	LP/OPPONENT
2020 (UTPB)	2/0	0	0	--	0	--
2021 (UTPB)	11/11	45	587	13.0	8	69/at Midwestern St.
2022	11/1	21	331	15.8	1	53/Boise State (12/17/22)
CAREER	24/12	66	918	13.9	9	69/at Midwestern St. (2021)



**50**  
**KADE SINK**  
LB • 6-1 • 211 • FR. • HS  
FRIENDSWOOD, TEXAS (BAY AREA CHRISTIAN)

**High School:** Played linebacker and tight end for Bay Area Christian in League City, Texas for coach Les Rainey ... led team to 9-4 record a senior ... 116 tackles with five sacks and 12 tackles for loss in 2022 ... added one safety and two interceptions ... 23 receptions for 340 yards with four scores ... also rushed 10 times for 90 yards with a touchdown ... three-time all-state ... honored on all-state team as both a linebacker and tight end ... also competed in wrestling and track

PLAYERS



# PLAYERS



**36**  
**JAYLEN SMITH**  
LB • 5-11 • 214 • JR. • 2L  
HAMILTON, ONT. (ST. THOMAS MORE)

**2022:** Played in all 14 games, primarily on special teams ... 15 tackles and 2.0 TFL ... had tackles in eight different games ... two tackles and TFL against Texas Southern ... two tackles at UTSA ... four tackles and a TFL against FIU

**2021:** Totaled 14 tackles over 13 appearances, mostly on special teams ... Led UNT with 12 special teams tackles on the season ... Had two tackles against UTSA on 11/27 ... Had three tackles at FIU on 11/20 ... Had two tackles against UTEP on 11/13 ... Had a tackle at Southern Miss. on 11/06 ... Had a tackle at Rice on 10/30 ... Had a tackle against Liberty on 10/23 ... Had two tackles at Louisiana Tech on 9/25 ... Had a tackle against Northwestern State on 9/04

**High School:** Prepped at St. Thomas More in Oakdale, Connecticut ... Spent junior season at IMG Academy in Bradenton, Fla.

SMITH CAREER STATISTICS									
DEFENSIVE									
YEAR	G/GS	UT	AT	TT	TFL-YD	QBS-YD	FF/FR	PBU	INT-YD
2021	13/0	8	6	14	0-0	0-0	0/0	0	0-0
2022	14/0	7	8	15	2.0-2	0-0	0/0	0	0-0
CAREER	27/0	15	14	29	2.0-2	0-0	0/0	0	0-0



**13**  
**JOSH SMITH**  
TE • 6-0 • 234 • SO. • JC  
TAMPA, FLA. (COLLEGE OF THE CANYONS)

**Prior to UNT:** Spent one season at College of the Canyons in Santa Clarita, Calif. ... played for coach Ted Iacenda ... finished season with nine receptions for 106 yards and two touchdowns ... best game was four catches for 94 yards and two scores against Southwestern ... redshirted in 2021 at Independence Community College ... prepped at Gaither High in Tampa, Fla. for coach Kirk Karsen ... 20 receptions for 228 yards and four scores as a senior ... 14 catches for 215 yards with two touchdowns



**91**  
**KEITH SMITH**  
DL • 6-2 • 255 • FR. • HS  
DALLAS, TEXAS (SOUTH OAK CLIFF HS)

**High School:** Starred for powerhouse South Oak Cliff in Dallas for coach Jason Todd ... helped team to 13-3 record and second-straight state title ... first team All-State ... 81 tackles, 25.0 TFL and 12.0 sacks as a senior ... forced two fumbles and recovered three fumbles ... first team all-district ... As a junior, registered 64 tackles, 19 TFL, five sacks, two forced fumbles, and three recoveries ... Helped South Oak Cliff to a 15-1 record and the Texas 5A D-II state championship ... rated three stars by ESPN ... No. 231 in Texas ... No. 94 defensive tackle in US ... earned three-star rating from 247 Sports ... No. 203 in Texas ... No. 131 defensive lineman nationally ... three-star ranking from Dave Campbell's Texas Football ... rated three stars by On3



**11**  
**PATRICK SMITH**  
S • 5-9 • 184 • R-FR. • RS  
SUGAR LAND, TEXAS (CLEMENTS HS)

**2022:** Saw action in four games ... preserved redshirt ... made UNT debut against FAU ... also saw action against LA Tech, TUSA and WKU ... registered tackles against LA Tech and WKU.

**High School:** Prepped at Fort Bend Clements High School in Sugar Land, Texas for coach Bobby Darnell ... Helped team to 7-4 record in 2021 ... Led team to first playoff appearance since 2007 ... Named Texas District 20-6A Offensive MVP as a senior ... Selected first-team all-district selection at both WR and S ... Had 62 tackles with seven pass breakups, two forced fumbles, one fumble recovery and two interceptions ... Added two kick return touchdowns ... On offense, had 49 receptions for 890 yards and 10 touchdowns ... had more than 1,300 all-purpose yards and 13 total touchdowns ... Had 42 tackles and two interceptions as a junior ... rated three stars by Dave Campbell's Texas Football ... earned three star rating from ESPN ... No. 229 in Texas ... picked UNT over San Diego State, Air Force and Army

SMITH CAREER STATISTICS									
DEFENSIVE									
YEAR	G/GS	UT	AT	TT	TFL-YD	QBS-YD	FF/FR	PBU	INT-YD
2022	4/0	0	2	2	0-0	0-0	0/0	0	0-0
CAREER	4/0	0	2	2	0-0	0-0	0/0	0	0-0

PLAYERS



# PLAYERS



**70**  
**ISAAC SOHN**  
OL • 6-5 • 271 • FR. • HS  
ALEDO, TEXAS (HS)

**Prior to UNT:** Anchored the offensive line at Aledo High for coach Tim Buchanan ... helped team to 15-2 record as a senior ... team won 2022 state championship ... second team All-State ... first team Academic All-State ... first team all-district ... rated three stars by 247 Sports ... No. 270 in Texas ... No. 125 interior offensive lineman in the country ... rated three stars by On3 ... No. 224 in Texas ... No. 103 offensive tackle nationally ... rated three stars by Dave Campbell's Texas Football ... No. 7 offensive tackle in Texas ... Primarily played left tackle as a junior ... Helped Aledo to a Texas 5A D-II third-round playoff appearance ... also throws the shot put and plays basketball



**17**  
**TAYLOR STARLING**  
CB • 5-9 • 163 • FR. • HS  
DALLAS, TEXAS (SOUTH OAK CLIFF HS)

**High School:** Prepped at South Oak Cliff for coach Jason Todd ... helped team to 13-3 record and second-straight state title ... 74 tackles with three interceptions and three PBU as a senior ... first team All-District honoree ... rated three stars by 247 Sports ... No. 78 in Texas ... No. 59 corner nationally ... earned three-star rating from ESPN ... No. 176 in Texas ... No. 94 at corner in the country ... rated three stars by Dave Campbell's Texas Football ... No. 86 in Dallas Morning-News Top 100 for Class of 2023 ... three stars by On3 ... Played multiple DB spots and got limited offensive snaps at receiver as a junior ... 51 tackles with two interceptions in 2021 ... Helped South Oak Cliff to a 15-1 record and the Texas 5A D-II state title ... ran a 10.49 100 at the Texas 5A Region II meet in April 2022



**41**  
**COREY SWINEY**  
S • 5-10 • 186 • FR. • HS  
PEARLAND, TEXAS (SHADOW CREEK HS)

**High School:** Prepped at Shadow Creek High in Pearland, Texas for coach Brad Butler ... helped team to 11-1 record as a senior ... 37 tackles and one fumble recovery ... second team all-district ... finished high school career with 115 tackles and 5.0 tackles for loss ... added six pass breakups ... four fumble recoveries and two forced fumbles ... returned one fumble for a touchdown




**86**  
**KADEN TAYLOR**  
WR • 5-9 • 160 • SO. • TR  
AZLE, TEXAS (NORTHWESTERN OKLAHOMA ST.)

**Prior to UNT:** Spent the 2022 season at Northwestern Oklahoma State ... caught seven passes for 44 yards on the year ... also returned kicks, averaging 22.3 yards per return, including a 90-yard return for a touchdown ... prepped at Azle HS ... earned DFW Offensive Player of the Week honors from the Fort Worth Star-Telegram

### TAYLOR CAREER STATISTICS

RECEIVING						
YEAR	G/GS	REC	YD	AVG	TD	LP/OPPONENT
2022	0/0	0	0	0.0	0	N/A
CAREER	19/4	6	45	7.5	2	16/App. State (2020)



**5**  
**RIDGE TEXADA**  
CB • 5-8 • 181 • JR. • 2L  
FRISCO, TEXAS (MCNEESE STATE)

**2022:** Played in 14 games with 12 starts ... First Team All-CUSA (Coaches, PFN) ... Third Team All-CUSA (PFF, Phil Steele) ... PFN Cornerback of the Year ... C-USA Defensive Player of the Week (10/3/22) ... 43 tackles and three interceptions on the year ... had three TFL ... led CUSA with 15 PBU ... four tackles at UTEP ... three tackles against SMU ... two PBU at Memphis ... four tackles and two interceptions against Florida Atlantic ... had four PBU in the game ... totaled 118 return yards and one touchdown against the Owls ... six tackles and a pick at UTSA ... three stops and a TFL at WKU ... six tackles against Rice ... three tackles in CUSA Championship game ... three tackles in Frisco Bowl against Boise State

**2021:** Played in 13 games with three starts ... Had 19 tackles, a TFL and two pass breakups ... Made a tackle at FIU on 11/20 ... Made six tackles and a pass breakup against UTEP on 11/13 ... Made three tackles at Southern Miss. on 11/6 ... Made seven tackles and a TFL at Rice on 10/30 in his first start of season ... Made a pass breakup against Liberty on 10/23 ... Made a tackle at Missouri on 10/9 ... Made a tackle at Northwestern State on 9/04

**Prior to UNT:** Played in seven games with one start as a corner at McNeese State in 2020 ... Finished with 10 tackles ... Season-best three tackles at Southeastern Louisiana on March 6 ... Played at Frisco Centennial High School for coach Matt Webb ... First Team All-District at both cornerback and wide receiver ... Led Frisco Centennial in receiving (437 yards) and total eight touchdowns (six receiving and two rushing) ... also picked off four passes

### TEXADA CAREER STATISTICS

DEFENSIVE										
YEAR	G/GS	UT	AT	TT	TFL-YD	QBS-YD	FF/FR	PBU	INT-YD	
2020 (MSU)	7/1	9	1	10	0-0	0-0	0/0	0	0-0	
2021	13/3	12	7	19	1.0-2	0-0	0/0	2	0-0	
2022	14/12	38	5	43	3.0-9	0-0	0/0	15	3-124	
CAREER	34/16	59	13	72	4.0-11	0-0	0/0	17	3-124	





# PLAYERS



**6**  
**LORONZO THOMPSON**  
CB • 5-11 • 169 • JR. • 3L  
FRIENDSWOOD, TEXAS (CLEAR BROOK HS)

**2022:** Saw action in 14 games, primarily on special teams ... had tackles in six games ... season-high two stops against FIU

**2021:** Played in nine games with one start ... caught one pass for a yard and a rush for 32 yards with a start at WR before switching to defense and having four tackles and a forced fumble ... Had a tackle and a forced fumble against UTSA on 11/27 ... Had a tackle against UTEP on 11/13 ... Had a tackle at Southern Miss. on 11/06 ... Had a tackle at Rice on 10/30 ... Caught a one-yard pass and rushed once for 31 yards at SMU on 9/11

**2020:** Appeared in all 10 games with three starts ... Recorded 13 tackles, 0.5 for loss and a pass break-up ... Started at wide receiver in the Myrtle Beach Bowl vs. Appalachian State on 12/21 and caught five balls for 44 yards and two touchdowns ... Had four tackles in the win vs. UTEP on 12/11 ... Had five tackles, 0.5 for loss and a pass break-up in his first career start vs. Louisiana Tech on 12/3 ... Had three tackles at UTSA on 11/28 ... Made his collegiate debut and recorded a tackle in the season-opening win vs. HBU on 9/5

**High School:** Rated a three-star prospect by 247Sports and ESPN ... 247 ranks him as the No. 218 player in the state of Texas and No. 222 receiver in the nation ... No. 76 on Vype Houston's Hot 100 2020 recruits ... 2019 Second Team All-District 24-6A ... Two-time letter winner at Clear Brook HS, hauled in 96 catches for 1,191 yards and 15 total touchdowns (12 receiving) in two varsity seasons ... Appeared in 10 games as a senior where he hauled in 42 catches for 578 yards (57.8 YPG) and six touchdowns, also accounted for two touchdowns on six carries and added 99 rushing yards ... As a junior he hauled in 54 catches for 613 yards (55.7 YPG) and six touchdowns, added 115 rushing yards on 27 carries with a touchdown ... Held offers from Baylor, ULM, Memphis, Southern Miss, Texas State, Tulsa, Utah and Utah State.

### THOMPSON CAREER STATISTICS

RECEIVING						
YEAR	G/GS	REC	YD	AVG	TD	LP/OPPONENT
2020	10/3	5	44	8.8	2	16/App. State (12/21/20)
2021	9/1	1	1	1.0	0	1/SMU (9/11/21)
2022	0/0	0	0	0.0	0	N/A
<b>CAREER</b>	<b>19/4</b>	<b>6</b>	<b>45</b>	<b>7.5</b>	<b>2</b>	<b>16/App. State (2020)</b>

DEFENSIVE									
YEAR	G/GS	UT	AT	TT	TFL-YD	QBS-YD	FF/FR	PBU	INT-YD
2020	10/3	7	7	14	0.5-1	0-0	0/0	1	0-0
2021	9/1	3	1	4	0-0	0-0	1/0	0	0-0
2022	14/0	3	4	7	0-0	0-0	0/0	0	0-0
<b>CAREER</b>	<b>33/4</b>	<b>13</b>	<b>12</b>	<b>25</b>	<b>0.5-1</b>	<b>0-0</b>	<b>1/0</b>	<b>1</b>	<b>0-0</b>



**29**  
**CHRISTIAN TRAYLOR**  
CB • 5-8 • 188 • SO. • HS  
ARLINGTON, TEXAS (MARTIN HS)

**2022:** Did not see game action.

**High School:** Prepped at Martin HS in Arlington under legendary head coach Bob Wagner ... finished his career with 86 tackles, 68 of which were solo stops in three seasons ... had three interceptions and two fumble recoveries in his career ... finished his senior season with 33 total tackles and three interceptions ... helped Martin finish 11-2 overall and win the 4-6A title his senior season.



**51**  
**FATAFEHI VAILEA**  
DL • 6-1 • 282 • SO. • 1L  
OAKLAND, CALIF. (DESERT PINES HS)

**2022:** Played in 14 games with 11 starts ... Conference USA All-Freshman team ... 44 tackles, 1.5 TFL, 0.5 sacks ... also forced a fumble ... recorded at least two tackles in 11 games ... four stops against Texas Southern ... five tackles at Memphis ... five stops and half a sack against FAU ... season-best six tackles at UTSA and at UAB ... four tackles in CUSA Championship game ... three stops in Frisco Bowl against Boise State

**2021:** Did not appear for the Mean Green in 2021 ... redshirted

**High School:** Rated a three-star prospect by 247Sports Composite ... Rated by 247 as the No. 109 defensive tackle in the class of 2021 and No. 15 prospect in the state of Nevada ... Served as a run-stopper as a three-year letter winner for Desert Pines High School in Las Vegas ... Senior season was canceled due to COVID-19 concerns ... Registered 13 tackles and three tackles for loss in seven games as a junior in 2019 ... Four-time Academic Honor Roll ... Held offers from Charlotte, Idaho, Nevada, Northern Colorado and San Diego State ... Cousin Amini Silatolu played in the NFL for the Carolina Panthers and Chicago Bears

### VAILEA CAREER STATISTICS

DEFENSIVE									
YEAR	G/GS	UT	AT	TT	TFL-YD	QBS-YD	FF/FR	QBH	INT-YD
2022	14/11	15	29	44	1.5-7	0.5-5	1/0	1	0-0
<b>CAREER</b>	<b>14/11</b>	<b>15</b>	<b>29</b>	<b>44</b>	<b>1.5-7</b>	<b>0.5-5</b>	<b>1/0</b>	<b>1</b>	<b>0-0</b>

PLAYERS



# PLAYERS



**60**

**PAULA VAIPULU**

OL • 6-3 • 300 • JR. • TR.  
CHANNELVIEW, TEXAS (GEORGIA TECH)

**Prior to UNT:** Spent three seasons at Georgia Tech ... saw action in 18 games with nine starts during his time in Atlanta ... played in nine games with four starts in 2022 ... saw action in eight games in 2021 with five starts ... appeared in only one game in 2020 ... Prepped at Channelview High School for coach Averion Hurts ... Rated as a three-star prospect by Rivals, 247Sports and ESPN ... Tabbed as the No. 18-ranked center in the nation and a top 100 player in the state of Texas by 247Sports ... First-team all-district honoree ... Three-year letterwinner ... Team captain ... Selected to play in 2020 Polynesian Bowl, which will be played on Jan. 18, 2020 at Aloha Stadium in Honolulu, Hawaii and be televised nationally on CBS Sports Network ... cousin of UNT legend Manase Mose

### VAIPULU CAREER STATISTICS

#### OFFENSIVE

YEAR	G/GS
2020 (GT)	1/0
2021 (GT)	8/5
2022 (GT)	9/4
CAREER	18/9



**43**

**JAX VAN ZANDT**

LB • 6-0 • 219 • R-FR. • RS  
ALABASTER, ALA. (THOMPSON HS)

**2022:** Missed season due to injury ... redshirted

**High School:** Starred at Thompson High School in Alabaster, Ala. for coach Mark Freeman ... Helped team to 13-1 record and Class 7A state championship as a senior ... Totaled 15 tackles for loss and four sacks as part of 85 total tackles ... Selected for Alabama-Mississippi All-Star Game ... Second team All-County honoree ... 102 tackles and 10.5 TFL as a junior ... Won three state titles at Thompson High ... Finished with 79 tackles and 9.5 TFL in 2019 ... Rated three stars by 247 Sports and the No. 68 player in Alabama ... ESPN's No. 59 player in Alabama ... Enrolled early in January 2022 ... Picked UNT over UAB and Maryland



**72**

**ISAIAH VILLANUEVA**

OL • 6-2 • 279 • R-FR. • RS  
KATY, TEXAS (PAETOW HS)


**2022:** Saw action in one game ... redshirted ... made UNT debut against Texas Southern

**High School:** Starred at Paetow High in Katy, Texas, for coach BJ Gotte ... Helped lead program to a 15-1 record an 5A UIL State Championship in 2021 ... Paved the way for a pair of running backs who broke 1,000 yards

### VILLANUEVA CAREER STATISTICS

#### OFFENSIVE

YEAR	G/GS
2022	1/0
CAREER	1/0



**8**

**DAMON WARD**

WR • 5-11 • 210 • JR. • 2L  
BEAUMONT, TEXAS (WEST BROOK HS)

**2022:** Saw action in 14 games with nine starts ... 26 receptions for 378 yards with three touchdowns ... long reception of 56 yards ... three receptions for 45 yards in opener with UTEP .. two catches for 26 yards and a touchdown at Memphis ... career-best four catches for 101 yards and a score at WKU ... six receptions for 58 yards with a touchdown at UAB ... two catches for 54 yards in Frisco Bowl against Boise State

**2021:** Played in 12 games with eight starts ... Caught 21 passes for 311 yards and two touchdowns ... Had season-high six receptions for 70 yards against Miami in Frisco Football Classic ... Caught one pass for 26 yards at FIU on 11/20 ... Caught three passes for 39 yards at Southern Miss. on 11/06 ... Caught four passes for 57 yards against Liberty on 10/23 ... Caught two passes for 17 yards against Marshall on 10/15 ... Caught two passes for 81 yards and a touchdown at Missouri on 10/09 ... Caught an eight-yard touchdown at Louisiana Tech on 9/25 ... Caught two passes for 13 yards against UAB on 9/18

**2020:** Did not appear for the Mean Green due to injury

**2019:** Redshirted during his first year on campus

**High School:** Rated a 3-star recruit by ESPN, 247Sports, Rivals and 247Sports Composite ... Ranked the No. 177 wide receiver in the nation and the No. 220 recruit in Texas by ESPN ... Ranked the No. 184 wide receiver in the nation and the No. 201 recruit in Texas by 247Sports Composite ... Ranked the No. 165 wide receiver in the nation and the No. 173 recruit in Texas by 247Sports ... As a senior, played in only two games and had three receptions for 40 yards ... Also competes in long jump and triple jump in high school ... Received offers from Louisiana-Monroe, New Mexico State, Southern Miss, UTEP and Sam Houston State.

### D. WARD CAREER STATISTICS

#### RECEIVING

YEAR	G/GS	REC	YD	AVG	TD	LP/OPPONENT
2019						DNP - Redshirted
2020						DNP
2021	12/8	21	311	14.8	2	77/Missouri (10/9/21)
2022	14/9	26	378	14.5	3	56/Western Ky. (10/29/22)
CAREER	12/8	21	311	14.8	2	77/Missouri (2021)




# PLAYERS



**30**  
**GRAYSON WARD**  
S • 5-6 • 188 • R-FR. • RS  
AUBREY, TEXAS (HS)

2022: Did not see game action ... redshirted

**High School:** Played at Aubrey High for coach Keith Ivy ... helped Aubrey to a 12-2 record in 2021 ... also played baseball and basketball.



**32**  
**ETHAN WESLOSKI**  
LB • 6-1 • 229 • R-FR. • RS  
MCKINNEY, TEXAS (BOYD HS)

2022: Played in two games ... made his UNT debut against FIU ... also saw action in UAB game

**High School:** Prepped at McKinney Boyd High School for coach Joe McBride .... Helped team to 8-3 record in 2021 ... finished with 146 tackles, 17 sacks and 42 TFL ... also had nine forced fumbles and two interceptions ... first team All-District ... also an academic all-district pick ... had 140 tackles, 12 TFL and four sacks in 2020 ... named district defensive player of the year ... also an all-district baseball player ... selected UNT over Air Force and Navy



**27**  
**HAROLD WEST**  
S • 6-1 • 188 • JR. • 2L  
ARLINGTON, TEXAS (LAMAR HS)

2022: Saw action in 12 games ... registered tackles in seven games ... two tackles against Texas Southern, WKU and FIU

2021: Made 10 appearances as a freshman ... Totaled 13 tackles with an interception returned for 23 yards ... Made two tackles at Rice on 10/30 ... Made three tackles against Liberty on 10/23 ... Made four tackles and first career interception against Marshall on 10/15 ... Returned the pick for 23 yards against the Herd ... Made two tackles against Northwestern State on 9/04

**High School:** Rated a three-star prospect by 247Sports ... Rated by 247 as the No. 121 safety in the class of 2021 and No. 218 prospect in Texas ... Named the Defensive Player of the Week (10/4/20) by the Dallas Morning News for intercepting two passes in the second half of a win over Waxahachie ... His first interception of the night was returned for a 100-yard touchdown, and his second takeaway was returned another 90 yards ... He also collected 10 tackles in the game ... Held offers from Grambling State, Houston Baptist, Illinois State and Liberty

## WEST CAREER STATISTICS

DEFENSIVE									
YEAR	G/GS	UT	AT	TT	TFL-YD	QBS-YD	FF/FR	PBU	INT-YD
2021	10/0	10	3	13	0-0	0-0	0/0	0	1-23
2022	12/0	7	3	10	0-0	0-0	0/0	0	0-0
CAREER	22/0	17	6	23	0-0	0-0	0/0	0	1-23



**93**  
**DRUMANI WEST-ASOMA**  
DL • 6-3 • 223 • FR. • HS  
MANSFIELD, TEXAS (HS)

**High School:** Played at Mansfield High for coach Gregory George ... helped team to 7-4 record as a senior



**57**  
**AUSTIN WILLIAMS**  
LB • 5-11 • 227 • SO. • HS  
IRVING, TEXAS (HS)

**High School:** Prepped at Irving High School under head coach David Munoz ... Finished his career with 55 solo tackles, 1.0 sack, two fumble recoveries and two pass breakups ... Had 48 tackles, all solo his senior season.



**4**  
**DILLON WILLIAMS**  
S • 5-11 • 178 • SO. • 1L  
NACOGDOCHES, TEXAS (HS)

2022: Saw action in three games ... earned redshirt

2021: Appeared in 11 games on special teams and as a reserve defensive back ... totaled seven tackles on the year ... Made one tackles at Southern Miss. on 11/06 ... Made three tackles against Liberty on 10/23 ... Made two tackles at Missouri on 10/09 ... Made a tackle at Louisiana Tech on 9/25

**High School:** Rated as a three-star prospect by the 247Sports Composite, as the 66th ranked safety prospect in the country, a top-120 prospect in the state of Texas (regardless of position), and ranks 848th among all 2021 prospects (regardless of position) ... Registered 28 tackles (22 solo), three tackles for loss and six interceptions as a senior at Nacogdoches High School ... Earned First Team All-District 9-5A honors (Division II) as a senior in 2020, and as a junior in 2019 ... Also lettered in Baseball and Track and Field ... Member of the Nacogdoches High School FCA

## WILLIAMS CAREER STATISTICS

DEFENSIVE									
YEAR	G/GS	UT	AT	TT	TFL-YD	QBS-YD	FF/FR	PBU	INT-YD
2021	11/0	6	1	7	1.0-1	0-0	0/0	0	0-0
2022	3/0	0	0	0	0-0	0-0	0/0	0	0-0
CAREER	14/0	6	1	7	1.0-1	0-0	0/0	0	0-0

PLAYERS



# PLAYERS



**1**  
**LOGAN WILSON**  
S • 5-10 • 170 • JR. • 1L  
DALLAS, TEXAS (ULM)

**2022:** Honorable mention All-CUSA (Coaches) ... named C-USA Defensive Player of the Week (10/31/22) ... played in 14 games with 10 starts ... finished season with 51 tackles and two interceptions ... had five PBU ... one forced fumble ... one recovered fumble ... made first start at Memphis ... seven tackles against LA Tech ... two PBU vs. FAU ... eight tackles at UTSA ... Five tackles and interception at WKU ... also had two PBU ... three tackles and a pick against FIU ... five tackles and a forced fumble at UAB ... nine tackles in CUSA Championship game against UTSA ... five tackles in Frisco Bowl versus Boise State

**2021:** Sat out to satisfy NCAA transfer policy

**Prior to UNT:** Spent 2020 season at ULM, but opted out after four games ... Redshirted the 2019 season at Kansas State ... Played for the Falcons under head coach Michael Johnson at Bishop Dunne High School in Dallas ... Totaled 75 tackles in his career to go along with eight interceptions ... Had a great senior campaign by carding 36 tackles and five picks en route to second team all-state and first team all-district honors ... Helped Bishop Dunne earn an 11-3 record and a state championship ... Rated a three-star prospect by 247 Sports and the No. 120 player in Texas

## WILSON CAREER STATISTICS

DEFENSIVE									
YEAR	G/GS	UT	AT	TT	TFL-YD	QBS-YD	FF/FR	PBU	INT-YD
2019 (KSU)					Redshirted				
2020 (ULM)					DNP				
2021					DNP				
2022	14/10	31	19	50	0-0	0-0	1/1	5	2-14
<b>CAREER</b>	<b>14/10</b>	<b>31</b>	<b>19</b>	<b>50</b>	<b>0-0</b>	<b>0-0</b>	<b>1/1</b>	<b>5</b>	<b>2-14</b>



**89**  
**WEST WILSON**  
TE • 6-1 • 248 • FR. • HS  
ALLEN, TEXAS (LOVEJOY HS)

**High School:** Two-way star at Lovejoy High School for coach Chris Ross ... led team to 8-4 record ... played both tight end and defensive end ... first team All-District selection ... 4 catches, 60 yards and two touchdowns in nine games ... missed multiple games due to injury ... had 41 tackles, 8 TFL, 5 sacks and a fumble recovery as a junior ... also participated in track and field



**82**  
**DORIAN WINDLEY**  
WR • 5-7 • 177 • SO. • HS  
IRVING, TEXAS (RANCHVIEW HS)

**2022:** Did not see game action

**High School:** Played at Ranchview High School in Carrollton under head coach Terry Smith ... Was an All-State selection as a defensive back ... Earned First Team All-District honors as both a WR and a DB ... Academic All-State selection ... Standout on both sides of the ball, playing in 21 games in his career ... Totaled 72 tackles, 2.0 sacks, seven interceptions, three fumble recoveries and two blocked kicks on defense ... Racked up 1,618 all-purpose yards in his career with 1,021 receiving yards and 20 total touchdowns.

PLAYERS





# PLAYERS



**21**  
**KEVIN WOOD**  
LB • 5-10 • 213 • SR. • 4L  
CONVERSE, TEXAS (JUDSON HS)

**2022:** Played in nine games with six starts ... 55 tackles with 1.5 TFL, one sack and one interception ... had three hurries and one PBU ... 11 tackles against LA Tech ... tallied 11 stops at UTSA ... six tackles and interception against FIU ... one sack against Rice ... seven tackles in CUSA Championship game

**2021:** Saw action in 11 games, including eight starts ... Totaled 52 tackles, 1.5 TFL, 0.5 sack, a forced fumble and a fumble recovery with two interceptions and a quarterback hurry ... Had four tackles and 0.5 sack against Miami in the Frisco Football Classic on 12/23 ... Made two tackles with an interception returned for 75 yards at FIU on 11/20 ... Made eight tackles, a quarterback hurry and caught an interception against UTEP on 11/13 ... Made nine tackles with a TFL at Southern Miss. on 11/06 ... Made four tackles at Louisiana Tech on 9/25 ... Made five tackles against UAB on 9/18 ... Made eight tackles at SMU on 9/11 ... Made eight tackles and forced a fumble against Northwestern State on 9/04

**2020:** Appeared in nine games, two of which were starts ... Finished with 48 tackles (25 solo, 23 assisted), 4.5 tackles for loss, three sacks, two quarterback hurries and an interception while ... Had a solo tackle and a quarterback hurry in the Myrtle Beach Bowl vs. Appalachian State on 12/21 ... Had eight tackles, a quarterback hurry and his first career interception in the win vs. UTEP on 12/11 ... Had three tackles vs. Louisiana Tech on 12/3 ... Had four tackles at UTSA on 11/28 ... Had seven tackles, five being solo and one tackle for loss in the win vs. Rice on 11/21 ... Had four tackles, 0.5 for loss and 0.5 a sack in the win at Middle Tennessee on 10/17 ... Had three tackles and 0.5 tackle for loss vs. Charlotte on 10/10 ... Had a career and team-high 13 tackles, six being solo and one tackle for loss vs. SMU on 9/19 ... Had five tackles with 1.5 being for loss in the season-opening win vs. HBU on 9/5

**2019:** Named to the Conference USA All-Freshman team ... Finished with 17 tackles, two tackles for loss, two fumble recoveries and a forced fumble while appearing in all 12 games and making one start ... Had two tackles, one being for loss and a fumble recovery vs. UAB on 11/30 ... Made his first career start at Rice on 11/23 ... Had six tackles, 0.5 being for loss and forced a fumble at Louisiana Tech on 11/9 ... Recovered a fumble for the first time in his career in the win vs. UTEP on 11/2 ... Had two tackles in the win vs. Middle Tennessee on 10/19 ... Recorded a tackle at Southern Miss on 10/12 ... Recorded one tackle in the win vs. UTSA on 9/21 ... Had four tackles at California on 9/14 ... Recorded his first career tackle at SMU on 9/7 ... Made his collegiate debut in the win against Abilene Christian on 8/31

**High School:** Rated a 3-star recruit by ESPN, 247Sports and 247Sports Composite ... Ranked the No. 47 inside linebacker in the nation and the No. 226 recruit in Texas by ESPN ... Ranked the No. 97 inside linebacker in the nation and the No. 303 recruit in Texas by 247Sports Composite ... Ranked the No. 60 inside linebacker in the nation and the No. 185 recruit in Texas by 247Sports ... As a senior, had 73 solo tackles, 34 assisted, 15 tackles for loss, 17 QB hurries, four sacks, one forced fumble, one blocked punt, one interception and two passes defended ... Recorded at 4.65 seconds in the 40-yard dash, 4.2 seconds in the shuttle, 33-inch vertical leap, 245-pound bench press ... As a senior, had 78 solo tackles, 38 assisted, 15 tackles for loss, 19 QB hurries, four sacks, one forced fumble, one blocked punt and one interception ... As a junior, had 113 tackles, seven for loss, three sacks and two interceptions and was named first-team All-District 27-6A ... Received offers from Liberty, New Mexico State and Texas State.

## WOOD CAREER STATISTICS

DEFENSIVE										
YEAR	G/GS	UT	AT	TT	TFL-YD	QBS-YD	FF/FR	QBH	INT-YD	
2019	12/1	10	7	17	2.0-3	0-0	1/2	0	0-0	
2020	9/2	25	23	48	4.5-8	0.5-1	0/0	2	1-1	
2021	12/7	25	23	48	1.5-7	0.5-5	1/1	1	2-75	
2022	9/6	25	30	55	1.5-9	1.0-8	0/0	3	1-8	
<b>CAREER</b>	<b>42/16</b>	<b>88</b>	<b>84</b>	<b>172</b>	<b>9.5-27</b>	<b>2.0-14</b>	<b>2/3</b>	<b>6</b>	<b>4-84</b>	



**35**  
**CHRIS WRIGHT**  
DL • 6-3 • 230 • SO. • 1L  
ALEDO, TEXAS (HS)


**2022:** Saw action in two games ... made UNT debut against Texas Southern ... had one tackle against FIU

**2021:** Did not appear for the Mean Green in 2021 to preserve a redshirt

**High School:** Rated a three-star prospect by 247Sports Composite ... Rated by 247 as the No. 95 DE in the class of 2021 and No. 279 prospect in Texas ... Registered 33 tackles (22 solo, 11 assisted), seven tackles for loss, two sacks and a forced fumble in two varsity seasons ... Recorded 24 total tackles and five tackles for loss as a junior on a State Championship team for Aledo ... Held offers from Hampton and Texas Southern

## WRIGHT CAREER STATISTICS

DEFENSIVE										
YEAR	G/GS	UT	AT	TT	TFL-YD	QBS-YD	FF/FR	QBH	INT-YD	
2022	2/0	1	0	1	0-0	0-0	0-0	0-0	0-0	
<b>CAREER</b>	<b>2/0</b>	<b>1</b>	<b>0</b>	<b>1</b>	<b>0-0</b>	<b>0-0</b>	<b>0-0</b>	<b>0-0</b>	<b>0-0</b>	



**36**  
**CADEN YATES**  
LS • 6-1 • 213 • FR. • HS  
ARGYLE, TEXAS (HS)

**Prior to UNT:** Major contributor on defense and special teams at Argyle High School ... played for coach Todd Rodgers ... helped team to 14-1 record ... 94 total tackles including 55 solo stops ... tallied 6.0 sacks and one forced fumble ... 12.0 tackles for loss ... honorable mention All-District ... also played baseball and soccer

PLAYERS



## COACHING STAFF



**ERIC MORRIS**  
HEAD COACH  
TEXAS TECH, 2008

Eric Morris was named the 20th head coach in UNT Football history on December 13, 2022.

A record-setting offensive play-caller with extensive experience in the state of Texas, Morris came to Denton following one season as offensive coordinator and quarterbacks coach at Washington State. He previously served as head coach at Incarnate Word in San Antonio for four seasons from 2018-21.

In his first season with Washington State, Morris engineered an offense that ranked first in the Pac 12 and 10th nationally in red zone efficiency, scoring 91.5 percent of its trips inside the 20. The Cougars' 52 points at Stanford were the most scored in a conference game since 2019, and the most in a road conference game since 2018.

Under his guidance, quarterback Cameron Ward, who followed Morris from UIW, passed for 23 touchdowns (6th, Pac-12; 29th, FBS) and completed 298 passes (2nd, Pac-12; 10th, FBS). Ward posted five games with at least one rushing and one passing touchdown.

Ward finished the regular season with 3,094 passing yards and 23 touchdowns to go with 285 rushing yards and five scores. He completed 64.1 percent of his passes.

The Cougars also displayed a rejuvenated ground game, as Jaylen Jenkins became the first WSU freshman with 100 or more rushing yards in a game since 2005 with 130 against USC. Nakia Watson was the first rusher with consecutive 100-yards games following 166 at Stanford and 116 in a win over Arizona State.

In his UIW tenure, Morris was twice named the Southland Conference Coach of the Year (2018, 2021). He led the Cardinals to two conference titles (2018, 2021), twice reached the FCS playoffs, and left UIW as the program record holder for victories with 24.

During his time in San Antonio, Morris posted a 24-18 record and orchestrated an offense that finished in the top 10 nationally for total offense in three of his four seasons, including leading the nation in 2020-21 at 552.3 yards per game. His teams finished in the top five in scoring both of his final two seasons, third in 2020-21 (42.0 ppg) and fifth in 2021 at 39.5 ppg.

In 2021, Morris guided the Cardinals to the Southland Conference title, reached the NCAA FCS Second Round, and finished with a 10-3 record, the winningest record in program history. Morris mentored longtime pupil Ward, who finished the season garnering Stats Perform FCS All-America Second Team honors as well as being named to the Hero Sports 2021 Sophomore All-American Team. Ward also received Southland Conference Offensive Player of the Year honors after breaking UIW program records for most career passing touchdowns and career passing yards, Ward was also a finalist for the Walter Payton Award.

Morris also oversaw the development of wide receiver Taylor Grimes, who earned multiple All-American honors in 2021 and was named Southland Conference Newcomer of the Year after setting single-season records for receiving yards (1,145) and touchdown receptions (15).

Morris guided the Cardinals to one of the best turnarounds in the FCS, being named the 2018 American Football Coaches Association (AFCA) Regional Coach of the Year, the 2018 Southland Conference Coach of the Year, and an Eddie Robinson Award finalist. That season he guided UIW to a 6-4 regular season record, a conference championship and the program's first FCS Playoff appearance in his first season.

Prior to Incarnate Word, Morris spent five seasons (2013-17) as the offensive coordinator at his alma mater, Texas Tech. During that time, Morris helped the Red Raiders to three bowl games and guided one of the top offenses in the nation. From 2013-17, Texas Tech's offense scored over 30 points per game all five seasons, and all five years was ranked among the top 16 teams in total offense, including leading the nation in 2016 at 564.4 yards per game. The Tech offense was highlighted by quarterback Patrick Mahomes, who Morris recruited and coached in Lubbock.

COACHES & STAFF



## COACHING STAFF

Morris, a native of Shallowater, Texas, returned to his roots in West Texas after spending the 2012 season as the inside receivers coach for former Tech head coach Mike Leach at Washington State.

Prior to Pullman, Morris spent two years at the University of Houston, first as an offensive graduate assistant in 2010 and then as the offensive quality control assistant in 2011. Before joining the coaching profession, Morris played in the Canadian Football League in 2009.

Morris was a versatile, all-round player during his four seasons as a Red Raider wide receiver (2005-08). He was an All-Big 12 punt returner as a senior and was also a member of the 2007 Academic All-Big 12 first team.

Morris arrived at Tech following a stellar prep career at Shallowater High School where he was named the Lubbock Avalanche-Journal All-South Plains Super Team Offensive Player of the Year as a senior in 2003.

Morris received his bachelor's degree in communications studies from Texas Tech in 2008. He and his wife, Maggie, are parents to two sons, Jack and George.

### THE MORRIS FILE

#### PERSONAL

Born: October 26, 1985  
Family: Wife: Maggie; Children: Jack and George

#### EDUCATION

High School: Shallowater (Texas)  
College: Texas Tech, 2008 (B.A. in Communications)

#### PLAYING EXPERIENCE

Texas Tech (2004-08), wide receiver  
Saskatchewan Roughriders (2009), wide receiver

#### COACHING EXPERIENCE

2010 Houston, Quality Control  
2011 Houston, Graduate Assistant  
2012 Washington State, Inside Wide Receivers  
2013 Texas Tech, Co-OC/Inside Wide Receivers  
2014 Texas Tech, Offensive Coordinator/Wide Receivers  
2015-17 Texas Tech, Offensive Coordinator/Inside Wide Receivers  
2018-21 Incarnate Word, Head Coach  
2022 Washington State, Offensive Coordinator/Quarterbacks  
2023- UNT, Head Coach

#### POSTSEASON EXPERIENCE

2004 Holiday Bowl (player, Texas Tech)  
2006 Cotton (player, Texas Tech)  
2008 Gator (player, Texas Tech)  
2009 Cotton (player, Texas Tech)  
2012 Ticket City (coach, Houston)  
2013 Holiday (coach, Texas Tech)  
2015 Texas (coach, Texas Tech)  
2017 Birmingham (coach, Texas Tech)  
2018 FCS Playoffs (coach, Incarnate Word)  
2021 FCS Playoffs (coach, Incarnate Word)  
2022 LA Bowl (coach, Washington State)\*

\*Did not coach

### THE MORRIS WORKSHEET

YEAR	SCHOOL	OVERALL		CONFERENCE	
		RECORD	POSTSEASON	RECORD	FINISH
2018	UIW	6-5	FCS 1st Round	6-2	t-1st (SLC)
2019	UIW	5-7	--	4-5	t-6th (SLC)
2020	UIW	3-3	--	3-3	t-3rd (SLC)
2021	UIW	10-3	FCS 2nd Round	7-1	1st (SLC)
2022	UNT				
<b>TOTALS</b>	<b>4 Seasons</b>	<b>24-18</b>	<b>2 Playoff App. (1-2)</b>	<b>20-11</b>	<b>2 Conf. Titles</b>
	<b>UIW</b>	<b>4 Seasons</b>	<b>24-18</b>	<b>2 Playoff App. (1-2)</b>	<b>2 Southland Titles</b>

COACHES & STAFF



# COACHING STAFF



**DREW SVOBODA**  
ASSOCIATE HEAD COACH / SPECIAL TEAMS COORD.  
STEPHEN F. AUSTIN, 1999

Drew Svoboda joined the UNT Football staff as Associate Head Coach and Special Teams Coordinator in December 2022.

Prior to UNT he spent two seasons at Alabama. In 2022, he served as senior special assistant to head coach Nick Saban as the Crimson Tide finished 11-2 and won the Sugar Bowl. He served as the Special Teams Coordinator and Tight Ends coach in 2021.

As Senior Special Assistant to the Head Coach, Svoboda was actively involved in a multitude of aspects of the Crimson Tide program, including offensive and special teams game and practice prep as well as statistical analytics, recruiting and evaluation of high school and transfer portal prospects.

In 2021 while coaching tight ends, Svoboda's unit accounted for 11 touchdowns and helped the Crimson Tide finish seventh in the country in both total offense and passing offense while finishing sixth nationally in scoring. Junior Cam Latu had 26 receptions for 410 yards and set the Alabama record for receiving touchdowns by a tight end with eight. Jahleel Billingsly added 17 receptions for 256 yards and three touchdowns.

As the Special Teams Coordinator, Svoboda led some of the best units in the country. The Tide's special teams units ranked first nationally in points scored with 164, including four touchdowns. UA tied for second nationally with two touchdowns on kickoffs returns.

Alabama also finished tied for second nationally in blocked punts with three, including two for touchdowns while ranking second in the SEC with 23 field goals made, fourth in kickoff return average (25.33 ypg) and fifth in kickoff coverage defense.

Junior transfer Jameson Williams proved to be one of the best kickoff returners in the nation, averaging 35.2 yards per return including a 100-yard touchdown. He is the only player in Alabama history to return two kicks for scores in the same game, housing two against Southern Mississippi.

Will Reichard led the SEC and ranked fifth nationally in scoring and was named to the Lou Groza Award Watch List, presented annually to the nation's top placekicker. The Tide's punting unit was one of the most efficient in the country as one of only eight teams who did not surrender a touchback with seven punts downed inside the 10-yard line.

In 2021, Svoboda was hired by the University of Memphis as the special teams coordinator. Svoboda coached the Tigers special teams units during spring practice before joining the Crimson Tide.

Prior to Memphis, Svoboda spent three seasons at Rice University in Houston. Serving multiple roles as both the running backs coach and the special teams coordinator.

At Rice in 2020, the Owls played five games in a pandemic shortened season with the special teams still producing at a high level. Svoboda's units ranked 14th nationally in total special teams grades by Pro Football Focus (PFF).

In 2019, the Svoboda led Special Teams ranked 4th nationally from Pro Football Focus (PFF). Rice was second in the conference and 18th nationally in ESPN's specialty teams efficiency rankings and their 63.1 rating was the third highest in program history. Faced with the challenge of replacing the 2018 C-USA Special Teams Player of the Year and future NFL All Pro Punter Jack Fox, Svoboda's replacement stepped up to the challenge. Former walk-on Chris Barnes earned second team all-conference honors while averaging 44.8 yard per punt. They were second in C-USA in both net punt and punt return defense, finishing 17th and 14th nationally in both categories. Future NFL WR, Austin Trammell ranked fourth in C-USA in punt returns while long snapper Cameron Riddle earned honorable mention All-Conference USA honors.

In 2018, Svoboda coached the Rice running backs to a few record setting performances. True freshman Juma Otoviano set the freshman single game rushing record in a 224-yard performance in the season finale. Senior Emmanuel Esukpa topped 100 yards in two of the first three games, including 173 yards in the season opener, the most by an Owl in an opener

## THE SVOBODA FILE

### PERSONAL

Hometown: Tomball, Texas  
Family: Wife: Kristi; Children: Austyn and Jack

### EDUCATION

High School: Tomball High School, Tomball, Texas  
Alma Mater: Stephen F. Austin, 1999

### PLAYING EXPERIENCE

1995-99 Stephen F. Austin, tight end/fullback

### COACHING EXPERIENCE

2000 Caney Creek High, assistant coach  
2001-04 Klein Collins High, assistant coach  
2005-07 Oak Ridge High, assistant coach/offensive coordinator  
2008-17 Klein Collins High, head coach  
2018 Rice, running backs  
2019-20 Rice, special teams coordinator  
2021 Memphis, special teams coordinator  
2021 Alabama, special teams coordinator  
2022 Alabama, senior special assistant to head coach  
2023- UNT, associate head coach/special teams coordinator

### POSTSEASON EXPERIENCE

1995 FCS Playoffs (player, SFA)  
2021 College Football Playoff (coach, Alabama)  
2022 Sugar (coach, Alabama)

since the Doak Walker award winning Trevor Cobb had 191 in 1991. Fellow senior Austin Walter concluded his career joining Cobb as the only players in school history to have 1,500 yards rushing, 500 yards receiving and 1,000 kick return yards in their career before signing as a free agent with the San Francisco 49ers.

Prior to moving on to the college ranks, Svoboda served as the Head Coach and Athletic Director at Klein Collins High School located in the Greater Houston area for 10 seasons. He inherited a program that was 5-25 the previous 3 seasons prior to his arrival (2008) and led them to a 30-5 mark the next 3 years with back to back district championships. One of the biggest turnarounds in Texas High School football history.

A multiple time Texas High School Coach of the Year Winner, he posted a 93-24 record (.795 winning percentage) and led the Tigers to 5 district crowns along with three undefeated regular seasons while leading the Tigers to the State playoffs in eight of 10 seasons.

Inducted into the Greater Houston Football Coaches Hall of Honor in 2022, Svoboda has received numerous coaching honors, including being named Houston Texans NFL High School Coach of the Year, Dave Campbell's Texas football 6A pre-season Coach of the Year, Vype Magazine Coach of the Year, 5-time 6A District coach of the year and the National Football Foundation's Houston TD Club Coach of the year finalist five times.

While at Klein Collins, Svoboda coached multiple players who reached the NFL such as Mike Goodson, Demetri Goodson, Matt Allen, Jordan Thomas, Frankie Griffin and Isaiah Spiller. He also sent over 70 players on to play collegiately during his time at Klein Collins.

Svoboda served terms as both the President and Vice President of the Greater Houston Football Coaches Association which include over 150 high schools and was also on the Board of Directors for the Texas High School Coaches Association (THSCA), serving as one of the Region Five Directors. He was also a Chairman for the selection committee of the THSCA all-star game. For his efforts, he was elected by his peers to be the head coach in the Bayou Bowl All Star game.

Svoboda began his coaching career at the high school level in the Greater Houston area as an offensive assistant/offensive coordinator at Caney Creek, Klein Collins and Oak Ridge High School.

Svoboda was a tight end and fullback and two-time Academic All-Southland Conference at Stephen F. Austin. He helped lead the Lumberjacks to the 1999 Southland Conference title. He is a 1995 graduate of Tomball high school, where he lettered in football and track.

Svoboda and his wife, Kristi, are the parents of two children, Austyn and Jack.





# COACHING STAFF



**CHRIS GILBERT**  
**ASSISTANT HEAD COACH / TIGHT ENDS**  
ANGELO STATE, 1999

Chris Gilbert joined the UNT Football staff as assistant head coach and tight ends coach in December 2022.

Prior to North Texas, Gilbert spent two seasons as Director of High School Relations at Texas under head coach Steve Sarkisian. In that time, the Longhorns signed the top-rated class in the Big 12 and ranked inside the top five nationally both years.

He was also responsible for organizing appearances for head coach and staff members to present at events and clinics along with assisting the head coach and director of player personnel with roster management and prospect evaluation.

A graduate of South Oak Cliff High School, Gilbert had a long and successful history as a head coach in the Metroplex prior to transitioning to the college level. In 15 seasons as head coach, he posted a 121-58 record.

He most recently served as head football coach and athletic director at Lancaster from 2011-21 with an 89-36 record, the most in school history. In his final season in 2020, he led the Tigers to a 10-1 record and the area finals.

In Gilbert's first season at the helm of the program, the Tigers won nine games for the first time since 1940 and then advanced to the state championship game in 2012 for the first time in school history on the back of a 14-win season. Those 14 wins were a Lancaster single-season record.

During his ten seasons at Lancaster, 90 student-athletes earned college scholarships.

Gilbert served as head coach at Terrell for the 2009 and 2010 seasons. In that time, he led the program to 13 wins and a playoff appearance. The Tigers had won only five games total in the three previous seasons before his arrival.

A 1999 graduate of Angelo State, Gilbert received his first head coaching duty at South Oak Cliff in 2006 and compiled a record of 20-15 in three seasons and led the Golden Bears to three straight playoff appearances. He also had stops as an assistant at Dallas Carter, Greenville, and Bryan.

Gilbert was honored as District Coach of the Year in 2007, 2009, 2012, 2016 and 2020. A longtime member of the THSCA, Gilbert previously served on the Region 3 Board of Directors.

Gilbert and his wife Belinda have two children, Krislyn and Christopher II.

## THE GILBERT FILE

### PERSONAL

Hometown: Dallas, Texas  
Family: Wife: Belinda; Children: Krislyn and Christopher II

### EDUCATION

College: Angelo State, 1999

### COACHING EXPERIENCE

1999-01 Edison Junior High, assistant coach  
2001-02 Dallas Carter High, assistant coach  
2002-04 Greenville High, assistant coach  
2004-06 Bryan High, assistant coach  
2006-09 South Oak Cliff High, head coach  
2009-11 Terrell High, head coach/athletic director  
2011-21 Lancaster High, head coach/athletic director  
2021-22 Texas, director of high school relations  
2023- UNT, assistant head coach/tight ends

### POSTSEASON EXPERIENCE

2022 Alamo (coach, Texas)

COACHES & STAFF



## COACHING STAFF



**MATT CAPONI**  
**DEFENSIVE COORDINATOR / CORNERS**  
MOUNT UNION, 2005

**Matt Caponi** joined the UNT Football staff as defensive coordinator and cornerbacks coach in December 2022.

A 17-year coaching veteran, Caponi spent the last four seasons mentoring the cornerbacks at Iowa State. In that time, he played a huge role in ISU's success, as the Cyclones made three bowl games and ranked in the top-three in the league in scoring defense every season of his tenure. The Cyclones finished No. 6 nationally (285.6 ypg) in total defense in 2022.

He reunited with Iowa State head coach Matt Campbell in 2019. The two Mount Union (Ohio) graduates were on staff together at Mount Union in 2005.

Caponi helped Iowa State to a historic 2020 season as it finished the regular season in first place in the Big 12 standings, made the Big 12 Championship game and qualified for a New Year's Six bowl for the first time in school history.

The Cyclones capped off the season with a 34-17 win over Oregon in the Fiesta Bowl. ISU's eight conference wins and nine overall wins eclipsed or tied school records, and the Cyclones earned their highest ranking in school history during the season (No. 6) and postseason (No. 9).

ISU's finished first in the league in total defense in 2022 (285.6) after two seasons in season 2020 (340.4) and 2021 (310.5). The Cyclones' defensive efforts ranked fourth (2022) and ninth (2021) nationally, the lowest outputs for the program since 1984.

Anthony Johnson Jr. emerged as one of the top corners in the Big 12 thanks to Caponi. He was a four-time All-Big 12 honoree and started 54 games in his career, the most in league history.

Prior to his arrival in Ames, Caponi was the defensive backs coach at West Virginia from 2016-18. The Mountaineers were one of the top defensive teams in the Big 12 during his tenure in Morgantown.

In 2018, Caponi mentored four players who earned All-Big 12 recognition, including Kenny Robinson Jr., who was a First-Team All-Big 12 selection after tying for third in the league in interceptions (4) and ranking fourth in the conference in tackles (77).

The 2017 defense ranked No. 16 nationally in most defensive three-and-outs per game and No. 24 in best third-down defense. Kyzir White, who was drafted in the fourth round of the NFL Draft by the Chargers, was named an honorable mention All-American and a Second-Team All-Big 12 pick. He tied for seventh in the Big 12 in tackles.

In his first year at WVU (2016), the Mountaineer defense ranked No. 24 nationally in fumbles recovered (11) and turnovers gained (25) and No. 35 in pass interceptions (14) and scoring defense (24.0). In Big 12 games, WVU's defense was No. 1 in scoring defense, total defense and fewest opponent first downs, No. 2 in rushing defense and No. 3 in third-down defense.

He came to West Virginia after serving as the safeties coach at Arizona for four years, first as a graduate assistant in 2012 and then as a full-time coach from 2013-15. Prior to Arizona, he spent one year as a graduate assistant at Pitt (2011) and was the defensive coordinator at Washington & Jefferson for three years (2008-11).

At W&J, Caponi worked with the linebackers in 2010 and oversaw the secondary for three years (2006-09). While he was on staff

### THE CAPONI FILE

#### PERSONAL

Hometown: Pittsburgh, Penn.  
Family: Wife: Kathleen; Children: Salvatore and Sienna

#### EDUCATION

Alma Mater: Mount Union, 2005

#### PLAYING EXPERIENCE

2001-03 Mount Union, safety

#### COACHING EXPERIENCE

2004 Mount Union, student assistant  
2005 Mount Union, linebackers  
2006-07 Washington & Jefferson, defensive backs  
2008-10 Washington & Jefferson, defensive coordinator/defensive backs  
2011 Pittsburgh, graduate assistant  
2012 Arizona, graduate assistant  
2013-15 Arizona, safeties  
2016-18 West Virginia, defensive backs  
2019-22 Iowa State, corners  
2023- UNT, defensive coordinator/corners

#### POSTSEASON EXPERIENCE

2001 Stagg Bowl (player, Mount Union)  
2002 Stagg Bowl (player, Mount Union)  
2003 Stagg Bowl (player, Mount Union)  
2004 NCAA Division II Playoffs (coach, Mount Union)  
2005 Stagg Bowl (coach, Mount Union)  
2006 NCAA Division III Playoffs (coach, Washington & Jefferson)  
2007 NCAA Division III Playoffs (coach, Washington & Jefferson)  
2008 NCAA Division III Playoffs (coach, Washington & Jefferson)  
2009 NCAA Division III Playoffs (coach, Washington & Jefferson)  
2011 BBVA Compass (coach, Pittsburgh)  
2012 New Mexico (coach, Arizona)  
2013 Advocate V100 (coach, Arizona)  
2014 Fiesta (coach, Arizona)  
2015 New Mexico (coach, Arizona)  
2016 Russell Athletic (coach, West Virginia)  
2017 Heart of Dallas (coach, West Virginia)  
2018 Camping World (coach, West Virginia)  
2019 Camping World (coach, Iowa State)  
2020 Fiesta (coach, Iowa State)  
2021 Cheez-It (coach, Iowa State)

in 2008, the Presidents advanced to the quarterfinals of the NCAA National Tournament.

He started his coaching career in 2004 as a student assistant at Mount Union and was the JV Coordinator and linebackers coach in 2005.

Caponi played for national powerhouse Mount Union, helping the Raiders to a 55-1 record and three NCAA Division III national championships. He was a team captain, a starting safety and earned second team all-conference honors as a senior.

The Pittsburgh, Penn., native graduated from Mount Union with a bachelor's degree in physical education in 2005. He and his wife, the former Kathleen Coyne, have a son, Salvatore, and a daughter, Sienna.

COACHES & STAFF



## COACHING STAFF



**JORDAN DAVIS**  
**OFFENSIVE COORDINATOR / WIDE RECEIVERS**  
TEXAS TECH, 2014

Jordan Davis joined the UNT Football staff in December 2022 as Offensive Coordinator and Wide Receivers coach.

A native of Arlington, Davis spent the last seven seasons coaching under Morris at Texas Tech, UIW and Washington State. He played a key role on the Incarnate Word staff as Assistant Head Coach and Wide Receivers coach and was an analyst at Wazzu in 2022.

Davis arrived in Pullman having spent the past four seasons at the University of Incarnate Word under Morris. He joined the Cardinals staff in 2018 as the wide receivers coach in 2018 and was promoted to assistant head coach and wide receivers coach in 2020.

During the 2021 season, Davis coached wide receiver Taylor Grimes, who earned multiple All-American honors in 2021 and was named Southland Conference Newcomer of the Year after setting single-season records for receiving yards (1,145) and touchdown receptions (15). The prior season Davis mentored all-conference receiver Robert Ferrell, who led the team in catches (35), yards (474) and six touchdowns, the latter setting a school record in just six games due to the shortened season.

In Davis' second season with UIW in 2019, the Cardinals won five games and broke numerous program records. Davis guided WR Kam Williams to four consecutive 100-yard receiving games, with a season-best 146 and three touchdowns on six catches against Texas Southern. His four-consecutive 100-yard games rank second in program history, while his three TD catches against TSU tied a program record for a single-game.

Davis was part of a staff that engineered the most successful year in program history, marked by a Southland Conference championship and a berth to the FCS Playoffs. UIW, who was 1-10 overall and 1-7 in SLC action in 2017, had one of the best turnarounds in program history with a 6-4 record (six wins ties the program record).

Davis helped guide UIW to multiple season records, including total offense (5,315), total points (357), and touchdowns (48).

Senior wide receivers Kody Edwards (932 yards) and Phillip Baptiste (905 yards, first team All-SLC) each set records on the outside in 2018. Baptiste broke single season program records in receptions (59), receiving touchdowns (9), and receptions per game (5.36), while Edwards set program bests with five 100-yard receiving outings and 1,389 all-purpose yards. Edwards also broke the program record for career receiving yards (2,353) and receptions (140), and he tied the program record for receiving touchdowns (14).

### THE DAVIS FILE

#### PERSONAL

Hometown: Arlington, Texas  
Family: Wife: Lauren

#### EDUCATION

College: Texas Tech, 2014

#### PLAYING EXPERIENCE

Southwestern Oklahoma State (2011), wide receiver  
Texas Tech (2012-14), wide receiver

#### COACHING EXPERIENCE

2016-17 Texas Tech, graduate assistant  
2018-19 Incarnate Word, wide receivers  
2020-21 Incarnate Word, assistant head coach/wide receivers  
2022 Washington State, analyst  
2023- UNT, offensive coordinator/wide receivers

#### POSTSEASON EXPERIENCE

2017 Birmingham (coach, Texas Tech)  
2018 FCS Playoffs (coach, Incarnate Word)  
2021 FCS Playoffs (coach, Incarnate Word)  
2022 LA Bowl (coach, Washington State)\*

Prior to UIW, Davis was an offensive graduate assistant at Texas Tech University, where he worked closely with Morris, then the offensive coordinator for the Red Raiders, during the 2016 and 2017 seasons.

In 2017, Davis helped guide TTU to a top-10 national ranking in passing offense. The Red Raiders also ranked 16th in passing offense, averaging 474.6 yards per game, including 333.7 yards through the air. Texas Tech played in the Birmingham Bowl to conclude the 2017 season.

Davis also helped the Red Raiders to a nation-leading 566.6 yards of total offense and 463 passing yards per game in 2016.

Prior to his time as a graduate assistant, Davis played for the Texas Tech for three years. He recorded 43 receptions for 398 yards and two touchdowns for the Red Raiders.


In 2011, Davis played for Southwestern Oklahoma State, where he appeared in 11 games and made 20 receptions for 225 yards with a team-leading three touchdowns.

Davis graduated from Texas Tech with a bachelor's degree in university studies in 2014 and a master's degree in interdisciplinary studies in 2017.

He is married to the former Lauren Wagner.



## COACHING STAFF



**SEAN BROPHY**  
**ASSISTANT COACH / QUARTERBACKS**  
INCARNATE WORD, 2018

Sean Brophy joined the UNT Football staff as quarterbacks coach in December 2022. He spent 2022 as a graduate assistant at Washington State under North Texas head coach Eric Morris assisting with the quarterbacks.

During the 2021 season, his first in the coaching ranks, he served as an assistant wide receivers and quarterbacks coach at his alma mater, the University of Incarnate Word, under Morris and UNT offensive coordinator Jordan Davis.

In 2021, the Cardinals posted a 10-3 record, reached the FCS Playoffs for the second time in four seasons, while assisting in the development of current Cougar quarterback Cameron Ward, he threw for 4,648 yards and 47 touchdowns on the season.

Brophy was a three-year quarterback at UIW after transferring from Glendale Community College prior to the 2017 season. At UIW, he played for Morris for his final two seasons, helping the Cardinals to a Southland Conference title in 2018.

A native of Phoenix, Arizona, Brophy graduated with a bachelor's degree in English (2018) and a master's of business administration (2019).

### THE BROPHY FILE

#### PERSONAL

Hometown: Phoenix, Arizona

#### EDUCATION

Alma Mater: Incarnate Word, 2018

#### PLAYING EXPERIENCE

2016 Glendale Community College, quarterback  
2017-19 Incarnate Word, quarterback

#### COACHING EXPERIENCE

2021 Incarnate Word, quality control  
2022 Washington State, graduate assistant  
2023- UNT, quarterbacks

#### POSTSEASON EXPERIENCE

2018 FCS Playoffs (coach, Incarnate Word)  
2021 FCS Playoffs (coach, Incarnate Word)  
2022 LA Bowl (coach, Washington State)\*

COACHES & STAFF





## COACHING STAFF



**PATRICK COBBS**  
ASSISTANT COACH / RUNNING BACKS  
UNT, 2005

Former Mean Green and NFL running back **Patrick Cobbs**, a member of the North Texas Athletics Hall of Fame and the All-Century Football Team, was named running backs coach in February 2019. He was retained by new head coach Eric Morris in December 2022.

Cobbs served as assistant head coach during the 2022 season while coaching running backs. Under his leadership, the Mean Green finished second in Conference USA (26th, FBS) in rushing, averaging nearly 200 ypg. UNT had three of the top 14 rushers in CUSA - Ayo Adeyi (807 yards, 6th), Ikaika Ragsdale (755 yards, 8th) and Oscar Adaway III (583 yards, 14th).

In 2021, Cobbs mentored one of the top running back groups in the country. The Mean Green finished the season ranked No. 5 nationally in rushing offense (234.1 ypg) as DeAndre Torrey rushed for 1,215 yards on the year, the seventh-best single season total in UNT history.

The Mean Green rushed for 32 touchdowns on the season. That total was the second most for a UNT team and the most since 1951's program record 33. Torrey finished his career with 36 touchdowns on the ground, equaling Cobbs' career total from 2001-05.

Additionally, a trio of freshman rushers enjoyed strong campaigns as Ragsdale (534 yards, 5 TD), Adeyi (496 yards, 6 TD) and Isaiah Johnson (359 yards, 5 TD) all added to the potent ground attack.

In 2020, the Mean Green led Conference USA in rushing at 230.2 yards per game, a total that ranked 13th nationally. UNT's 18 rushing touchdowns in 10 games were second in the league. Torrey had 656 rushing yards and Adaway III tallied 572 yards on the ground.

Cobbs' running backs group averaged 135.2 yards per game and 4.1 yards per carry in his first season in Denton in 2019. While the group dealt with some key injuries, Tre Siggers, who shifted from safety, had a strong debut season at the position. He carried 152 times for 853 yards and six touchdowns, while averaging 5.6 yards per carry. Siggers earned Conference USA all-conference honorable mention status.

Cobbs joined the Mean Green staff following five seasons as the running backs coach at Denton Ryan High School, and he learned under coaching legends Bill Belichick and Nick Saban during his six-year NFL career.

### THE COBBS FILE

#### PERSONAL

Hometown: Shawnee, Okla.  
Family: Wife: Amanda; Children: Rush, Haylee, Dash, River & Rome

#### EDUCATION

College: UNT, 2005

#### PLAYING EXPERIENCE

UNT (2001-05), running back  
New England Patriots (2006), running back  
Pittsburgh Steelers (2006), running back  
Miami Dolphins (2006-10), running back  
New Orleans Saints (2011), running back

#### COACHING EXPERIENCE

2014-18 Denton (Texas) Ryan HS, running backs  
2019- UNT, assistant head coach/running backs

#### POSTSEASON EXPERIENCE

2001 New Orleans Bowl (player, UNT)  
2002 New Orleans Bowl (player, UNT)  
2003 New Orleans Bowl (player, UNT)  
2004 New Orleans Bowl (player, UNT)  
2008 AFC Wild Card Round (player, Miami Dolphins)  
2020 Myrtle Beach (coach, UNT)  
2021 Frisco Football Classic (coach, UNT)  
2022 Frisco (coach, UNT)

Cobbs was a four-year letterwinner at North Texas (2001-2005) and graduated as the program's all-time leading with 4,050 rushing yards and 36 rushing touchdowns. In 2003, Cobbs was the nation's leading rusher, posting 1,680 yards for a national-best average of 152.7 yards per game, and earned All-America and Sun Belt Offensive Player of the Year honors. He was part of four bowl teams with North Texas. Although his career record was eclipsed in 2011, he remains UNT's second-leading all-time rusher.

After graduating from UNT, the Shawnee, Oklahoma, native was signed as an undrafted free agent by the New England Patriots before being traded to the Pittsburgh Steelers. Later that season he joined the Miami Dolphins, where he spent six seasons and played in 54 games. Cobbs signed with the New Orleans Saints ahead of the 2011 season but did not appear due to injury.

Cobbs earned two degrees at North Texas, a bachelor's in applied arts and science and a bachelor's in sociology.

In 2010, Cobbs was inducted into the North Texas Athletics Hall of Fame, and in 2013 he was named to the North Texas All-Century Football Team. CBSSports.com named Cobbs to the Sun Belt Conference All-Decade Team.

Patrick and his wife Amanda have five children: Rush, Haylee, Dash, River and Rome.

COACHES & STAFF



## COACHING STAFF



**JON COOPER**  
ASSISTANT COACH / OFFENSIVE LINE  
OKLAHOMA, 2000

**Jon Cooper** joined the UNT Football staff in January 2023. He comes to North Texas following one season at his alma mater, Oklahoma, as an offensive analyst in 2022.

He had a one-year stint at Western Carolina as offensive line coach in 2021 and served as the tight ends coach at Arkansas in 2020.

Cooper was the tight ends coach at UCF from 2018-19. During his two years in Orlando, the Knights went an impressive 22-4 including a 2018 American Athletic Conference championship, an undefeated regular season, a trip to the 2019 Fiesta Bowl and a spot in the final Associated Press poll (No. 11).

UCF's offense was one of the most productive in the nation each of Cooper's two seasons. The 2019 offense finished the regular season in the top 10 nationally in total offense (2nd - 540.5 ypg), scoring (5th - 43.4 ppg) and passing yards (8th - 316.7 ypg). The Knights' total offense set a school record and marked the second straight year under then head coach Josh Heupel the UCF offense gained more than 500 yards per game.

In 2018, the Knights scored 43.2 points per game, ranking sixth in the nation, and gained 522.7 yards per game to finish the season ranked fifth in the country. The UCF ground game set a program-best with 265.2 yards per game to finish eighth in the nation.

Cooper also had coaching stops at Missouri for two seasons and Utah State as a graduate assistant. At Mizzou, he worked as an offensive analyst with then-offensive coordinator Heupel. The Tigers' offense exploded to lead the Southeastern Conference in yards per game in 2017 (502.2 ypg) and points per game (37.5 ppg), while ranking second in passing yards (308.6 ypg).

In his final season in Columbia, Cooper helped the offensive line finish the year ranked eighth nationally in total offense, fifth in sacks allowed (13.0), 14th in scoring offense and passing yards, 18th in first downs (23.4 per game) and 16th in red zone offense (90.6% scoring).

He also spent one season at Utah State in 2015. Cooper began his coaching career at OU as a graduate assistant from 2013-14.

Originally from Fort Collins, Colorado, Cooper was a four-year starter at center for Oklahoma, earning Big 12 Offensive Line-man of the Year in his senior season in 2008 while blocking for Heisman Trophy winner Sam Bradford. During his playing days with the Sooners, he helped lead Oklahoma to a 42-12 overall record and a spot in the Bowl Championship Series National Championship game in his final season, while garnering two All-Big 12 selections and All-America honors as a senior.

### THE COOPER FILE

#### PERSONAL

Hometown: Fort Collins, Colorado  
Family: Wife: Julia; Children:: Cage and Carter

#### EDUCATION

College: Oklahoma, 2009

#### PLAYING EXPERIENCE

2005-08 Oklahoma, offensive line  
2009-11 Minnesota Vikings, offensive line  
2012 Tennessee Titans, offensive line

#### COACHING EXPERIENCE

2013-14 Oklahoma, graduate assistant  
2015 Utah State, graduate assistant  
2016-17 Missouri, analyst  
2018-19 UCF, tight ends  
2020 Arkansas, tight ends  
2021 Western Carolina, offensive line  
2022 Oklahoma, analyst  
2023- UNT, offensive line

#### POSTSEASON EXPERIENCE

2005 Holiday (player, Oklahoma)  
2006 Fiesta (player, Oklahoma)  
2007 Fiesta (player, Oklahoma)  
2008 BCS National Championship (player, Oklahoma)  
2009 NFC Championship (player, Minnesota Vikings)  
2013 Sugar (coach, Oklahoma)  
2014 Russell Athletic (coach, Oklahoma)  
2015 Famous Idaho Potato (coach, Utah State)  
2017 Texas (coach, Missouri)  
2018 Fiesta (coach, UCF)  
2019 Gasparilla (coach, UCF)  
2020 Texas (coach, Arkansas)  
2022 Cheez-It (coach, Oklahoma)

He spent four seasons in the NFL with Minnesota (2009-11) and Tennessee (2012). Cooper graduated from Oklahoma in 2009 with a bachelor's degree in human relations. He and his wife, Julia, have a son, Cage, and a daughter, Carter.

COACHES & STAFF



# COACHING STAFF



**DEMERICK GARY**  
ASSISTANT COACH / DEFENSIVE LINE  
SMU, 2019

Demerick Gary joined the UNT Football staff as defensive line coach in January 2023.

Gary spent the 2022 season as a graduate assistant and assistant defensive line coach at Houston. The Cougars defense had 30 sacks and led The American with 94 tackles for loss.

Senior defensive lineman D'Anthony Jones was named first team All-American Athletic Conference. The senior was graded as the nation's third-best edge defender (90.8) by PFF.

Gary was a graduate assistant at Arkansas in 2021 and served on the coaching staff at North Crowley High School in 2020. He was named one of On3 Sports' Rising Stars in college football in 2022.

A native of South Dallas, Gary prepped at Kimball High School before going on to a standout career at SMU from 2016-19. He played in 49 games in his career before earning his degree in 2019.

## THE GARY FILE

### PERSONAL

Hometown: Dallas, Texas

### EDUCATION

College: SMU, 2019

### PLAYING EXPERIENCE

SMU (2016-19), defensive line

### COACHING EXPERIENCE

2020	North Crowley High, assistant coach
2021	Arkansas, graduate assistant
2022	Houston, graduate assistant
2023-	UNT, defensive line

### POSTSEASON EXPERIENCE

2017	Frisco (player, SMU)
2019	Boca Raton (player, SMU)
2021	Outback (coach, Arkansas)
2022	Independence (coach, Houston)



## COACHING STAFF



**CLAY JENNINGS**  
ASSISTANT COACH / SAFETIES  
UNT, 1997

North Texas letterman **Clay Jennings** returned to the UNT Football staff as safeties coach in January 2023. He was previously on staff from 2019-20 as cornerbacks coach.

Jennings served as defensive backs coach and passing game coordinator at Texas State in 2022. He was cornerbacks and nickels coach at UNLV in 2021.

One of the top secondary coaches in the country, Jennings arrived in Denton after spending the 2018 season on staff as the defensive backs coach at Texas Tech. Prior to his arrival in Lubbock, he was the co-defensive coordinator and secondary coach at Houston in 2017.

Jennings, who has spent 19 of his 27 years coaching in the state of Texas, also had stints a prior stint at Houston (2005-06) as well as Texas (2016), TCU (2008-13), Baylor (2007), and Sam Houston State (2001-02).

Jennings has been a part of several top defensive units in the country, from Arkansas in 2015, where the Razorbacks ranked 11th in the nation in scoring and total defensive, to TCU, which had three nation-leading defenses for three straight years from 2008 to 2010.

Jennings has tutored numerous NFL draft picks and free-agent selections during his career, including Tevin Mitchel (Arkansas), Alan Turner (Arkansas), Jason Verrett (TCU), Kevin White (TCU), Greg McCoy (TCU), Malcolm Williams (TCU), Rafael Priest (TCU), C.C. Brown (Louisiana), Michael Adams (Louisiana), Antwain Spann (Louisiana), Keith Davis (Sam Houston) and Jordan Babineaux (Southern Arkansas).

A 1997 UNT graduate, Jennings was a four-year letterwinner during his playing career at North Texas (1992-95) where he was part of the Mean Green's Southland Conference championship team in 1994. He began his coaching experience at North Texas as a student assistant in 1996.

He and his wife, Belinda, are the parents to two kids, Kirby and Kenzie.

### THE JENNINGS FILE

#### PERSONAL

Hometown: Waco, Texas  
Family: Wife: Belinda; Children: Kirby and Kenzie

#### EDUCATION

College: UNT, 1997

#### PLAYING EXPERIENCE

UNT (1992-95), defensive line

#### COACHING EXPERIENCE

1996 UNT, student assistant  
1997 UNT, graduate assistant  
1998 Morehouse College, secondary  
1999 Morningside College, secondary  
2000 Southern Arkansas, secondary  
2001-02 Sam Houston State, secondary/recruiting coordinator  
2003-04 Louisiana, secondary  
2005-06 Houston, safeties  
2007 Baylor, corners  
2008-13 TCU, corners  
2014-15 Arkansas, secondary  
2016 Texas, defensive backs  
2017 Houston, co-defensive coordinator/secondary  
2018 Texas tech, defensive backs  
2019-20 UNT, corners  
2021 UNLV, corners and nickels  
2022 Texas State, passing game coordinator/defensive backs  
2023- UNT, safeties

#### POSTSEASON EXPERIENCE

1994 FCS Playoffs (player, UNT)  
2001 FCS Playoffs (coach, Sam Houston St.)  
2005 Fort Worth (coach, Houston)  
2006 Liberty (coach, Houston)  
2008 Poinsettia (coach, TCU)  
2009 Fiesta (coach, TCU)  
2011 Poinsettia (coach, TCU)  
2012 Buffalo Wild Wings (coach, TCU)  
2014 Texas (coach, Arkansas)  
2015 Liberty (coach, Arkansas)  
2017 Hawaii (coach, Houston)  
2020 Myrtle Beach (coach, UNT)

COACHES & STAFF





## COACHING STAFF



**COLBY KRATCH**  
ASSISTANT COACH / LINEBACKERS  
TOLEDO, 2013

Colby Kratch joined the UNT Football staff in December 2022. He serves as linebackers coach.

Kratch has spent the last six seasons on staff at Iowa State, most recently as assistant director of player personnel for the last five seasons since 2018. He was a graduate assistant on defense in 2017.

During his time in Ames, he helped ISU to five bowl games and the Cyclones became one of the Big 12's top defenses. Iowa State's last five recruiting classes were rated in the Top 50 according to 247Sports, including the 2022 group which is considered the best recruiting class in school history.

Prior to his arrival in Ames, Kratch spent two years (2015-16) as a graduate assistant at Michigan State, working primarily with the offensive line. The Spartans won the Big Ten Championship, compiled a 12-2 record and qualified for the College Football Playoff in his first season in East Lansing in 2015.

Kratch was a two-year letterwinner at tight end for Toledo (2011-12) after competing two years of junior college football at North Dakota State College of Science from 2009-10. He earned his bachelor's degree in broadcasting from Toledo in 2013.

Following graduation, Kratch was an offensive intern for the Rockets in 2014 and an offensive graduate assistant in 2013 on Matt Campbell's staff.

A native of Watertown, Minnesota, Kratch and his wife, Taylor, have a daughter, Colbie.

### THE KRATCH FILE

#### PERSONAL

Hometown: Watertown, Minnesota  
Family: Wife: Taylor; Children: Colbie

#### EDUCATION

College: Toledo, 2013

#### PLAYING EXPERIENCE

North Dakota State College of Science (2009-10), tight end  
Toledo (2011-12), tight end

#### COACHING EXPERIENCE

2013-14 Toledo, graduate assistant  
2015-16 Michigan State, graduate assistant  
2017 Iowa State, graduate assistant  
2018-22 Iowa State, assistant director of player personnel  
2023- UNT, linebackers

#### POSTSEASON EXPERIENCE

2011 Military (player, Toledo)  
2012 Famous Idaho Potato (player, Toledo)  
2015 Cotton (coach, Michigan State)  
2017 Liberty (coach, Iowa State)  
2018 Camping World (coach, West Virginia)  
2019 Camping World (coach, Iowa State)  
2020 Fiesta (coach, Iowa State)  
2021 Chez-It (coach, Iowa State)



# SUPPORT STAFF



**DEMARCUS AYERS**  
QUALITY CONTROL



**ISAAC BAILS**  
GRADUATE ASSISTANT



**BLAISE BENTSEN**  
GRADUATE ASSISTANT



**TYLER BLOCK**  
ASSISTANT DIRECTOR,  
VIDEO SERVICES



**ROBBIE GORDON**  
QUALITY CONTROL




**STEVEN JOHNSON**  
DIRECTOR,  
FOOTBALL VIDEO



**KAYLA JONES**  
DIRECTOR,  
SPORTS NUTRITION




**BRYAN KEGANS**  
HEAD STRENGTH &  
CONDITIONING COACH



**CONNOR KILLIAN**  
GRADUATE ASSISTANT



**JOSH KIRKLAND**  
DIRECTOR,  
PLAYER PERSONNEL




**JASON MARTINEZ**  
ASSISTANT DIRECTOR,  
PLAYER PERSONNEL



**DR. RYAN MATTHIESEN**  
TEAM PHYSICIAN



**GEORGE MATSAKIS**  
DIRECTOR,  
FOOTBALL OPERATIONS




**ZACH MCCARTHY**  
GRADUATE ASSISTANT




**TIM MCCONNELL**  
SPECIAL TEAMS ANALYST



**JOHN MORRIS**  
ASSISTANT STRENGTH COACH




**DANTE OLIVER**  
ASSISTANT DIRECTOR,  
FOOTBALL CREATIVE



**JUSTIN OWENS**  
DIRECTOR,  
RECRUITING



**D'ANDRE PAYNE**  
DEFENSIVE ANALYST



**ETHAN RUSSO**  
ASSISTANT DIRECTOR,  
PLAYER DEVELOPMENT

COACHES & STAFF



# SUPPORT STAFF




**CHRISTINE SERRANO**  
ASSISTANT ATHLETIC TRAINER



**JASON SMITH**  
OFFENSIVE ANALYST




**JEFF SMITH**  
SENIOR ASSOCIATE AD,  
SPORTS MEDICINE



**DAYNE SOMMER**  
ASSISTANT STRENGTH  
COACH



**AUSTIN STEELE**  
RECRUITING ANALYST



**ROLANDO SURITA**  
CHIEF OF STAFF




**MIKE VILLA**  
ASSISTANT AD,  
EQUIPMENT SERVICES



**JUSTIN VOLENTINE**  
ASSISTANT DIRECTOR,  
EQUIPMENT SERVICES



**WHITNEY VOLENTINE**  
COORDINATOR,  
RECRUITING OPERATIONS



**EMILY WILDER**  
ASSOCIATE ATHLETIC TRAINER

COACHES & STAFF



# 2022 SEASON HONORS

## OSCAR ADAWAY

Comeback Player of the Year Watch List

## AYO ADEYI

CSC Academic All-District

## ASHER ALBERDING

CSC Academic All-District

## AUSTIN AUNE

Third Team All-CUSA (Phil Steele)  
Honorable Mention All-CUSA (Coaches, PFN)  
Burlsworth Trophy Nominee  
HM Tyler Rose Player of the Week (9/13, 10/31, 11/7)  
Manning Award Star of the Week (11/7/22)  
CUSA Offensive Player of the Week (8/29/22)

## GABE BLAIR

First Team All-CUSA (PFF, Phil Steele)  
Fourth team Preseason All-CUSA (Athlon)

## MIKE BLOESCH

Broyles Award Nominee

## COLE BROWN

CSC Academic All-District  
Third team Preseason All-CUSA (Phil Steele)

## RODERICK BROWN

Second Team All-CUSA (PFN)  
C-USA Preseason Watch List  
Second team Preseason All-CUSA (Phil Steele)  
Third team Preseason All-CUSA (Athlon)

## RODERIC BURNS

PFF Offensive Team of the Week (10/24/22)  
Biletnikoff Award Watch List  
Earl Campbell Tyler Rose Watch List  
C-USA Preseason Watch List  
4th team Preseason All-CUSA (Athlon, Phil Steele)

## JOHN DAVIS

First team Preseason All-CUSA (Phil Steele)

## KD DAVIS

Fourth Team All-American (Phil Steele)  
C-USA Defensive Player of the Year (Coaches)  
C-USA Linebacker of the Year (PFN)  
First Team All-CUSA (PFF, PFN, Coaches, Phil Steele)  
C-USA Linebacker of the Year (PFN)  
DCTF First Team All-Texas College  
PFF National Team of the Week (10/28/22)  
C-USA Defensive Player of the Week (10/17/22)  
Shrine Bowl 1000  
Rotary Lombardi Award Watch List  
Bednarik Award Watch List  
Nagurski Trophy Watch List  
Butkus Award Watch List  
Fourth team Preseason All-American (Phil Steele)  
C-USA Preseason Watch List  
Preseason Best Linebacker in Texas (DCTF)  
First Team Preseason All-CUSA (Athlon, Phil Steele, Lindy's)  
Preseason First team All-Texas College (DCTF)

## JETT DUNCAN

Second Team All-CUSA (PFN)  
CSC Academic All-District

## SEAN-THOMAS FAULKNER

CSC Academic All-American  
CSC Academic All-District  
C-USA All-Academic Team  
Wueffel Trophy Nominee

## DESHAWN GADDIE

First Team All-CUSA (PFF)  
Second Team All-CUSA (PFN, Phil Steele)  
Honorable Mention All-CUSA (Coaches)  
PFF National Team of the Week (8/31/22)  
Second team Preseason All-CUSA (Athlon)

## VAR'KEYES GUMMS

Second Team Freshman All-American (The Athletic, CFN)  
First Team All-CUSA (Coaches)  
Second Team All-CUSA (PFF, PFN)  
Fourth Team All-CUSA (Phil Steele)  
C-USA All-Freshman Team (Coaches)

## JP HADLEY

Honorable Mention All-CUSA (Coaches)

## KAYLON HORTON

First Team All-CUSA (Coaches, PFN, Phil Steele)  
Third Team All-CUSA (PFF)  
C-USA Special Teams Player of the Week (9/19)

## ENOCH JACKSON

Fourth team Preseason All-CUSA (Athlon)

## ISAIAH JOHNSON

Fourth team Preseason All-CUSA (Phil Steele)

## CARSON KROPP

CSC Academic All-District

## JA'MORI MACLIN

C-USA All-Freshman Team (Coaches)

## ETHAN MOONEY

Second Team All-CUSA (PFF, Phil Steele)  
Honorable Mention All-CUSA (Coaches, PFN)  
Lou Groza Award Semifinalist  
C-USA Preseason Watch List  
Preseason First team All-Texas College (DCTF)

## MANASE MOSE

First Team All-CUSA (Coaches)  
Second Team All-CUSA (Phil Steele)  
Honorable Mention All-CUSA (PFN)  
DCTF First Team All-Texas College  
PFF National Team of the Week (8/31/22)  
Outland Trophy Watch List  
C-USA Preseason Watch List  
First Team Preseason All-CUSA (Athlon, Phil Steele, Lindy's)  
Preseason Second Team All-Texas College (DCTF)  
Polynesian Player of the Year Watch List

## LARRY NIXON III

First Team All-CUSA (PFN)  
DCTF Second Team All-Texas College  
Fourth Team All-CUSA (Phil Steele)  
Third team Preseason All-CUSA (Phil Steele)





## 2022 SEASON HONORS

### FEBECHI NWAIWU

Second Team Freshman All-American (The Athletic)  
Third Team Freshman All-American (CFN)  
C-USA All-Freshman Team (Coaches)  
Third Team All-CUSA (PFF, Phil Steele)

### IKAIKA RAGSDALE

Fourth Team All-CUSA (Phil Steele)  
Earl Campbell Tyler Rose Watch List  
Third team Preseason All-CUSA (Athlon)

### MAZIN RICHARDS

First Team All-CUSA (PFF)  
Second Team All-CUSA (Coaches, PFN, Phil Steele)  
DCTF Second Team All-Texas College

### JAKE ROBERTS

CSC Academic All-District  
Third Team All-CUSA (Phil Steele)  
Honorable Mention All-CUSA (Coaches)  
PFF National Team of the Week (8/31/22)

### CAM ROBERTSON

C-USA All-Freshman Team (Coaches)

### BERNARDO RODRIGUEZ

Ray Guy Watch List

### JYAIR SHORTER

Honorable Mention All-CUSA (Coaches)  
Comeback Player of the Year Semi-Finalist  
PFF National Team of the Week (9/24/22)

### RIDGE TEXADA

C-USA Cornerback of the Year (PFN)  
First Team All-CUSA (Coaches, PFN)  
Third Team All-CUSA (PFF, Phil Steele)  
C-USA Defensive Player of the Week (10/3/22)

### FATAFEHI VAILEA

C-USA All-Freshman Team (Coaches)

### LOGAN WILSON

Honorable Mention All-CUSA (Coaches)  
C-USA Defensive Player of the Week (10/31/22)



# 2022 FINAL STATISTICS

## Team Results

	Date	Opponent		Score	Att.
*	08/27/2022	at UTEP	W	31-13	45971
	09/03/2022	SMU	L	10-48	25306
	09/10/2022	Texas Southern	W	59-27	15984
	09/17/2022	at UNLV	L	27-58	19623
	09/24/2022	at Memphis	L	34-44	23203
*	10/01/2022	Fla. Atlantic	W	45-28	18274
*	10/15/2022	Louisiana Tech	W	47-27	16590
*	10/22/2022	at UTSA	L	27-31	27122
*	10/29/2022	at Western Ky.	W	40-13	17194
*	11/05/2022	FIU	W	52-14	22308
*	11/12/2022	at UAB	L	21-41	18504
*	11/26/2022	Rice	W	21-17	15688
	12/02/2022	at UTSA	L	27-48	41412
	12/17/2022	vs Boise St.	L	32-35	12211

## Game Records

Record	Overall	Home	Away	Neutral
ALL GAMES	7-7	5-1	2-5	0-1
CONFERENCE	6-2	4-0	2-2	0-0
NON-CONFERENCE	1-5	1-1	0-3	0-1

## Team Statistics

	UNT	OPP
<b>First Downs</b>	<b>307</b>	<b>328</b>
Rushing	131	149
Passing	154	163
Penalty	22	16
<b>Rushing Yardage</b>	<b>2798</b>	<b>2769</b>
Rushing attempts	536	572
Average per rush	5.2	4.8
Average per game	199.9	197.8
TDs Rushing	24	26
<b>Passing Yardage</b>	<b>3667</b>	<b>3669</b>
Comp-Att-Int	241-432-16	309-487-8
Average per pass	8.5	7.5
Average per catch	15.2	11.9
Average per game	261.9	262.1
TDs Passing	34	24
<b>Total offense</b>	<b>6465</b>	<b>6438</b>
Average per play	6.7	6.1
Average per game	461.8	459.9
<b>Kick returns: #-Yards</b>	<b>44-878</b>	<b>17-371</b>
<b>Punt returns: #-Yards</b>	<b>11-49</b>	<b>12-32</b>
<b>Int returns: #-Yards</b>	<b>8-149</b>	<b>16-404</b>
<b>Fumbles-Lost</b>	<b>11-6</b>	<b>17-8</b>
<b>Penalties-Yards</b>	<b>74-594</b>	<b>85-772</b>
<b>Punts-Avg</b>	<b>55-39.5</b>	<b>56-43.0</b>
<b>Time of possession / game</b>	<b>26:59</b>	<b>32:27</b>
<b>3rd-down conversion</b>	<b>81/189</b>	<b>98/215</b>
<b>4rd-down conversion</b>	<b>13/23</b>	<b>16/31</b>
<b>PAT-attempts</b>	<b>(57-59) 97%</b>	<b>(53-54) 98%</b>
<b>2-point conversion-attempts</b>	<b>(1-1) 100%</b>	<b>(1-1) 100%</b>

## Rushing

Player	gp	att	gain	loss	net	avg	td	lg	avg/g
Ayo Adeyi	12	112	813	6	807	7.2	4	92	67.3
Ikaika Ragsdale	13	142	774	19	755	5.3	7	56	58.1
Oscar Adaway III	9	118	611	28	583	4.9	5	35	64.8
Isaiah Johnson	10	54	249	3	246	4.6	3	28	24.6
Stone Earle	4	18	110	0	110	6.1	1	28	27.5
Kaylon Horton	13	7	102	7	95	13.6	2	66	7.3
Preston Landis	1	8	60	0	60	7.5	1	15	60.0
Austin Aune	14	44	138	86	52	1.2	1	16	3.7
BK Jackson	5	10	52	0	52	5.2	0	13	10.4
Qualon Farrar	4	10	52	3	49	4.9	0	19	12.3
Jake Roberts	14	1	10	0	10	10.0	0	10	0.7
Jordan Smart	11	1	4	0	4	4.0	0	4	0.4
Roderic Burns	14	1	3	0	3	3.0	0	3	0.2
Grant Gunnell	2	1	0	5	-5	-5.0	0	0	-2.5
Team	14	8	0	23	-23	-2.9	0	0	-1.6
<b>Total</b>	<b>14</b>	<b>536</b>	<b>2978</b>	<b>180</b>	<b>2798</b>	<b>5.2</b>	<b>24</b>	<b>92</b>	<b>199.9</b>
<b>Opponents</b>	<b>14</b>	<b>572</b>	<b>3025</b>	<b>256</b>	<b>2769</b>	<b>4.8</b>	<b>26</b>	<b>59</b>	<b>197.8</b>

## Passing

Player	gp	effic	comp-att-int	pct	yds	td	lg	avg/g
Austin Aune	14	148.1	232-411-15	56.4	3547	33	70	253.4
Grant Gunnell	2	92.2	4-9-1	44.4	75	0	34	37.5
Stone Earle	4	151.0	5-8-0	62.5	45	1	17	11.3
Kaylon Horton	13	0.0	0-1-0	0.0	0	0	0	0.0
Damon Ward	14	0.0	0-1-0	0.0	0	0	0	0.0
Team	14	0.0	0-2-0	0.0	0	0	0	0.0
<b>Total</b>	<b>14</b>	<b>145.7</b>	<b>241-432-16</b>	<b>55.8</b>	<b>3667</b>	<b>34</b>	<b>70</b>	<b>261.9</b>
<b>Opponents</b>	<b>14</b>	<b>139.7</b>	<b>309-487-8</b>	<b>63.4</b>	<b>3669</b>	<b>24</b>	<b>75</b>	<b>262.1</b>

## Receiving

Player	gp	no.	yds	avg	td	lg	avg/g
Roderic Burns	14	40	676	16.9	1	70	48.3
Var'Keyes Gumms	14	34	458	13.5	5	54	32.7
Jake Roberts	14	28	394	14.1	3	70	28.1
Damon Ward	14	26	378	14.5	3	56	27.0
Jyaire Shorter	13	23	628	27.3	11	58	48.3
Jordan Smart	11	21	331	15.8	1	53	30.1
Ikaika Ragsdale	13	19	135	7.1	3	26	10.4
Ja'Mori MacLin	14	16	380	23.8	2	53	27.1
Kaylon Horton	13	12	131	10.9	1	51	10.1
Isaiah Johnson	10	8	44	5.5	2	13	4.4
Oscar Adaway III	9	5	29	5.8	1	11	3.2
Tommy Bush	12	3	34	11.3	1	15	2.8
Bryson Jackson	5	2	20	10.0	0	12	4.0
Ayo Adeyi	12	2	12	6.0	0	9	1.0
Zhiglhli McMillan	13	1	16	16.0	0	16	1.2
Qualon Farrar	4	1	1	1.0	0	1	0.3
<b>Total</b>	<b>14</b>	<b>241</b>	<b>3667</b>	<b>15.2</b>	<b>34</b>	<b>70</b>	<b>261.9</b>
<b>Opponents</b>	<b>14</b>	<b>309</b>	<b>3669</b>	<b>11.9</b>	<b>24</b>	<b>75</b>	<b>262.1</b>

## Interceptions

Player	no.	yds	avg	td	lg
Ridge Texada	3	124	41.3	1	60
Logan Wilson	2	14	7.0	0	11
Kevin Wood	1	8	8.0	0	8
Quinn Whitlock	1	3	3.0	0	3
KD Davis	1	0	0.0	0	0
<b>Total</b>	<b>8</b>	<b>149</b>	<b>18.6</b>	<b>1</b>	<b>60</b>
<b>Opponents</b>	<b>16</b>	<b>404</b>	<b>25.3</b>	<b>5</b>	<b>75</b>

2022 REVIEW



# 2022 FINAL STATISTICS

## Field Goals

Player	fg	pct.	01-19	20-29	30-39	40-49	50-99	lg	blk
Ethan Mooney	18-21	85.7	0-0	9-9	5-6	4-6	0-0	49	2
<b>Opponents</b>	<b>19-25</b>	<b>76.0</b>	<b>0-0</b>	<b>7-8</b>	<b>8-9</b>	<b>4-8</b>	<b>0-0</b>	<b>46</b>	<b>0</b>

## Scoring

Player	td	fg	PAT						pts
			kick	rush	rcv	pass	dxp	saf	
Ethan Mooney	-	18-21	54-55	-	-	-	-	-	108
Jyaire Shorter	11	-	-	-	-	-	-	-	66
Ikaika Ragsdale	10	-	-	-	-	-	-	-	60
Oscar Adaway III	6	-	-	-	-	-	-	-	36
Isaiah Johnson	5	-	-	-	-	-	-	-	30
Var'Keyes Gumms	5	-	-	-	-	-	-	-	30
Kaylon Horton	4	-	-	-	-	-	-	-	24
Ayo Adeyi	4	-	-	-	-	-	-	-	24
Damon Ward	3	-	-	-	-	-	-	-	18
Jake Roberts	3	-	-	-	-	-	-	-	18
Ja'Mori Maclin	2	-	-	-	-	-	-	-	12
Austin Aune	1	-	-	1	-	-	-	-	8
Roderic Burns	1	-	-	-	-	-	-	-	6
Tommy Bush	1	-	-	-	-	-	-	-	6
Stone Earle	1	-	-	-	-	-	-	-	6
Jordan Smart	1	-	-	-	-	-	-	-	6
Ridge Texada	1	-	-	-	-	-	-	-	6
Preston Landis	1	-	-	-	-	-	-	-	6
Chris Cayton	-	-	3-4	-	-	-	-	-	3
<b>Total</b>	<b>60</b>	<b>18-21</b>	<b>57-59</b>	<b>1</b>	<b>0</b>	<b>0</b>	<b>0</b>	<b>0</b>	<b>473</b>
<b>Opponents</b>	<b>55</b>	<b>19-25</b>	<b>53-54</b>	<b>0</b>	<b>1</b>	<b>1</b>	<b>0</b>	<b>1</b>	<b>444</b>

## Score by Periods

Team	1st	2nd	3rd	4th	OT	TOT
North Texas	115	168	87	103	0	473
Opponents	70	163	94	117	0	444

## Punting

Player	no.	yds	avg	lg	tb	fc	i20	50+	blk
Bernardo Rodriguez	53	2147	40.5	56	0	32	19	5	0
Team	2	23	11.5	0	0	0	0	0	2
<b>Total</b>	<b>55</b>	<b>2170</b>	<b>39.5</b>	<b>56</b>	<b>0</b>	<b>32</b>	<b>19</b>	<b>5</b>	<b>2</b>
<b>Opponents</b>	<b>56</b>	<b>2410</b>	<b>43.0</b>	<b>64</b>	<b>3</b>	<b>18</b>	<b>22</b>	<b>13</b>	<b>0</b>

## Punt Returns

Player	no.	yds	avg	td	lg
Roderic Burns	11	49	4.5	0	10
<b>Total</b>	<b>11</b>	<b>49</b>	<b>4.5</b>	<b>0</b>	<b>10</b>
<b>Opponents</b>	<b>12</b>	<b>32</b>	<b>2.7</b>	<b>0</b>	<b>16</b>

## Kick Returns

Player	no.	yds	avg	td	lg
Kaylon Horton	27	699	25.9	1	99
Ja'Mori Maclin	5	83	16.6	0	28
Christian Lee	3	14	4.7	0	5
Jordan Smart	3	46	15.3	0	18
Asher Alberding	2	0	0.0	0	0
Isaiah Johnson	1	12	12.0	0	12
Bryson Jackson	1	12	12.0	0	12
Grady Brewer	1	0	0.0	0	0
Xzavior Kautai	1	12	12.0	0	12
<b>Total</b>	<b>44</b>	<b>878</b>	<b>20.0</b>	<b>1</b>	<b>99</b>
<b>Opponents</b>	<b>17</b>	<b>371</b>	<b>21.8</b>	<b>0</b>	<b>48</b>

## All Purpose

Player	g	rush	rcv	pr	kr	ir	total	avg/g
Kaylon Horton	13	95	131	0	699	0	925	71.2
Ikaika Ragsdale	13	755	135	0	0	0	890	68.5
Ayo Adeyi	12	807	12	0	0	0	819	68.3
Roderic Burns	14	3	676	49	0	0	728	52.0
Jyaire Shorter	13	0	628	0	0	0	628	48.3
Oscar Adaway III	9	583	29	0	0	0	612	68.0
Ja'Mori Maclin	14	0	380	0	83	0	463	33.1
Var'Keyes Gumms	14	0	458	0	0	0	458	32.7
Jake Roberts	14	10	394	0	0	0	404	28.9
Jordan Smart	11	4	331	0	46	0	381	34.6
Damon Ward	14	0	378	0	0	0	378	27.0
Isaiah Johnson	10	246	44	0	12	0	302	30.2
Ridge Texada	14	0	0	0	0	124	124	8.9
Stone Earle	4	110	0	0	0	0	110	27.5
Preston Landis	1	60	0	0	0	0	60	60.0
Austin Aune	14	52	0	0	0	0	52	3.7
BK Jackson	5	52	0	0	0	0	52	10.4
Qalon Farrar	4	49	1	0	0	0	50	12.5
Tommy Bush	12	0	34	0	0	0	34	2.8
Bryson Jackson	5	0	20	0	12	0	32	6.4
Zhigllil McMillan	13	0	16	0	0	0	16	1.2
Christian Lee	9	0	0	0	14	0	14	1.6
Logan Wilson	14	0	0	0	0	14	14	1.0
Xzavior Kautai	12	0	0	0	12	0	12	1.0
Kevin Wood	9	0	0	0	0	8	8	0.9
Quinn Whitlock	13	0	0	0	0	3	3	0.2
Grant Gunnell	2	-5	0	0	0	0	-5	-2.5
<b>Total</b>	<b>14</b>	<b>2798</b>	<b>3667</b>	<b>49</b>	<b>878</b>	<b>149</b>	<b>7541</b>	<b>538.6</b>
<b>Opponents</b>	<b>14</b>	<b>2769</b>	<b>3669</b>	<b>32</b>	<b>371</b>	<b>404</b>	<b>7245</b>	<b>517.5</b>

## Total Offense

Player	g	plays	rush	pass	total	avg/g
Austin Aune	14	455	52	3547	3599	257.1
Ayo Adeyi	12	112	807	0	807	67.3
Ikaika Ragsdale	13	142	755	0	755	58.1
Oscar Adaway III	9	118	583	0	583	64.8
Isaiah Johnson	10	54	246	0	246	24.6
Stone Earle	4	26	110	45	155	38.8
Kaylon Horton	13	8	95	0	95	7.3
Grant Gunnell	2	10	-5	75	70	35.0
Preston Landis	1	8	60	0	60	60.0
BK Jackson	5	10	52	0	52	10.4
Qalon Farrar	4	10	49	0	49	12.3
Jake Roberts	14	1	10	0	10	0.7
Jordan Smart	11	1	4	0	4	0.4
Roderic Burns	14	1	3	0	3	0.2
<b>Total</b>	<b>14</b>	<b>968</b>	<b>2798</b>	<b>3667</b>	<b>6465</b>	<b>461.8</b>
<b>Opponents</b>	<b>14</b>	<b>1059</b>	<b>2769</b>	<b>3669</b>	<b>6438</b>	<b>459.9</b>

2022 REVIEW



# 2022 FINAL STATISTICS

#	Player	gp	Tackles				tfl/yds	Sacks	Pass defense			Fumbles		blkd	
			ua	a	tot	no-yds		int-yds	brup	qbh	fr-yds	ff	kick	saf	
1	KD Davis	14	72	67	139	3.5-17	1-12	1-0	1	4	.	1	.	.	
3	Larry Nixon III	14	51	54	105	2.5-10	1-7	.	.	5	.	.	.	.	
25	Sean-Thomas Faulkner	14	43	47	90	1-3	.	.	3	.	1-0	.	.	.	
44	Mazin Richards	14	55	23	78	12.5-68	7.5-50	.	1	5	.	.	.	.	
7	Quinn Whitlock	13	34	33	67	4-11	.	1-3	4	4	.	.	.	.	
2	DeShawn Gaddie	13	43	18	61	.	.	.	13	3	1-0	2	.	.	
21	Kevin Wood	9	25	30	55	1.5-9	1-8	1-8	1	3	.	.	.	.	
13	Logan Wilson	14	31	19	50	.	.	2-14	5	.	1-0	1	.	.	
51	Fatafehi Vailea	14	15	29	44	1.5-7	0.5-5	.	.	1	.	1	.	.	
26	Ridge Texada	14	38	5	43	3-9	.	3-124	15	.	.	.	.	.	
10	Roderick Brown	14	18	24	42	4.5-26	4-25	.	.	1	1-0	.	.	.	
5	Tom Trieb	12	26	11	37	9.5-27	2.5-14	.	.	1	1-0	.	.	.	
19	Jordan Brown	14	19	15	34	3-12	1-5	.	.	1	.	.	.	.	
22	Keelan Crosby	12	15	11	26	.	.	.	.	.	.	.	.	.	
42	Sifa Leota	14	9	14	23	4.5-14	2.5-11	.	.	5	.	1	.	.	
45	Kadren Johnson	13	7	12	19	3.5-27	3.5-27	.	.	1	.	1	.	.	
95	Kortlin Rausaw	14	8	10	18	1.5-4	0.5-4	.	.	.	1-0	.	.	.	
36	Jaylen Smith	14	7	8	15	2-2	.	.	.	.	.	.	.	.	
99	Cam Robertson	14	8	7	15	3-9	1-5	.	1	5	.	1	.	.	
24	Zahodri Jackson	12	8	3	11	.	.	.	.	.	.	.	.	.	
27	Harold West	12	7	3	10	.	.	.	.	.	.	.	.	.	
9	Enoch Jackson	10	4	3	7	1-1	1-1	.	.	2	.	.	.	.	
6	Loranzo Thompson	14	3	4	7	.	.	.	.	.	.	.	.	.	
20	Alphie Guillory	14	2	5	7	.	.	.	.	.	.	.	.	.	
15	Carson Kropp	14	1	4	5	.	.	.	.	.	.	.	.	.	
32	Sele Selefuti	4	1	3	4	1-1	.	.	.	.	.	.	.	.	
90	Kaghen Roach	14	1	3	4	.	.	.	.	.	.	.	.	.	
8	John Davis	1	2	1	3	.	.	.	1	.	.	.	.	.	
31	Robert Johnson	5	2	.	2	.	.	.	.	.	.	.	.	.	
11	Patrick Smith	4	.	2	2	.	.	.	.	.	.	.	.	.	
17	Grant Gunnell	2	1	.	1	.	.	.	.	.	.	.	.	.	
0	Ethan Mooney	14	1	.	1	.	.	.	.	.	.	.	.	.	
77	Kaci Moreka	13	1	.	1	.	.	.	.	.	.	.	.	.	
5	Tommy Bush	12	1	.	1	.	.	.	.	.	.	.	.	.	
87	Jake Roberts	14	1	.	1	.	.	.	.	.	.	.	.	.	
96	Ta'Shoyn Johnson	1	1	.	1	.	.	.	.	.	.	.	.	.	
6	Ikaika Ragsdale	13	1	.	1	.	.	.	.	.	1-0	.	.	.	
9	Ja'Mori Maclin	14	1	.	1	.	.	.	.	.	.	1	.	.	
15	Jordan Smart	11	.	1	1	.	.	.	.	.	.	.	.	.	
34	Bryce Drummond	12	1	.	1	.	.	.	.	.	.	.	.	.	
35	Chris Wright	2	1	.	1	.	.	.	.	.	.	.	.	.	
39	Ayo Adeyi	12	1	.	1	.	.	.	.	.	.	.	.	.	

2022 REVIEW





# 2022 FINAL STATISTICS

Date	Opponent	Rushing				Receiving				Passing				Kick Returns				Punt Returns				tot off		
		no.	yds	td	lg	no.	yds	td	lg	cmp	att	int	yds	td	lg	no.	yds	td	lg	no.	yds		td	lg
08/27/2022	at UTEP	41	163	1	21	16	236	3	41	16	29	0	236	3	41	1	12	0	12	1	4	0	4	399
09/03/2022	SMU	47	202	1	35	16	220	0	53	16	34	2	220	0	53	3	44	0	21	0	0	0	0	422
09/10/2022	Texas Southern	48	348	4	59	13	259	4	70	13	24	1	259	4	70	4	84	0	38	3	26	0	10	607
09/17/2022	at UNLV	39	169	0	16	17	305	2	54	17	30	2	305	2	54	1	99	1	99	1	3	0	3	474
09/24/2022	at Memphis	30	102	1	21	27	371	3	41	27	50	2	371	3	41	5	118	0	40	2	6	0	6	473
10/01/2022	Fla. Atlantic	51	300	2	53	15	181	3	34	15	21	1	181	3	34	5	81	0	23	1	5	0	5	481
10/15/2022	Louisiana Tech	47	475	4	92	11	196	2	51	11	21	1	196	2	51	1	14	0	14	0	0	0	0	671
10/22/2022	at UTSA	21	22	0	5	15	325	3	58	15	31	1	325	3	58	3	46	0	20	1	1	0	1	347
10/29/2022	at Western Ky.	36	196	2	39	22	345	3	56	22	30	0	345	3	56	2	41	0	26	0	0	0	0	541
11/05/2022	FIU	42	209	2	33	25	414	5	70	25	35	2	414	5	70	3	58	0	25	1	0	0	0	623
11/12/2022	at UAB	29	105	2	30	15	159	1	53	15	32	0	159	1	53	2	56	0	28	0	0	0	0	264
11/26/2022	Rice	30	159	1	36	16	203	2	45	16	29	0	203	2	45	2	42	0	21	0	0	0	0	362
12/02/2022	at UTSA	35	172	2	56	14	194	1	51	14	30	2	194	1	51	6	45	0	35	1	4	0	4	366
12/17/2022	vs Boise St.	40	176	2	18	19	259	2	53	19	36	2	259	2	53	6	138	0	46	0	0	0	0	435
<b>North Texas</b>		<b>536</b>	<b>2798</b>	<b>24</b>	<b>92</b>	<b>241</b>	<b>3667</b>	<b>34</b>	<b>70</b>	<b>241</b>	<b>432</b>	<b>16</b>	<b>3667</b>	<b>34</b>	<b>70</b>	<b>44</b>	<b>878</b>	<b>1</b>	<b>99</b>	<b>11</b>	<b>49</b>	<b>0</b>	<b>10</b>	<b>6465</b>
<b>Opponents</b>		<b>572</b>	<b>2769</b>	<b>26</b>	<b>59</b>	<b>309</b>	<b>3669</b>	<b>24</b>	<b>75</b>	<b>309</b>	<b>487</b>	<b>8</b>	<b>3669</b>	<b>24</b>	<b>75</b>	<b>17</b>	<b>371</b>	<b>0</b>	<b>48</b>	<b>12</b>	<b>32</b>	<b>0</b>	<b>16</b>	<b>6438</b>

## North Texas Averages

Games	Avg/ rush	Avg/ catch	Pass effic	KR avg	PR avg	All purpose avg/game	Total offense avg/game
14	5.2	15.2	145.7	20.0	4.5	538.6	461.8

Date	Opponent	Tackles				Sacks no-yds	Fumble		Pass Defense			blkd kick	PAT attempts			off		
		ua	a	total	tfl-yds		ff	fr-yds	int-yds	qbh	brup		kick	kick	rush	rcv	saf	t/o
08/27/2022	at UTEP	40	18	58	2.0-7	1-5	1	1-0	0-0	8	5	0	4-4	0	0	0	7	31
09/03/2022	SMU	40	22	62	4.0-18	1-10	1	2-0	0-0	1	1	0	1-1	0	0	0	3	10
09/10/2022	Texas Southern	37	44	81	5.0-19	2-15	1	1-0	0-0	8	0	0	8-8	0	0	0	7	59
09/17/2022	at UNLV	42	44	86	3.0-9	1-6	0	0-0	0-0	0	0	0	3-3	0	0	0	0	27
09/24/2022	at Memphis	40	30	70	5.0-23	3-14	1	0-0	1-3	3	4	0	4-4	0	0	0	0	34
10/01/2022	Fla. Atlantic	32	28	60	4.0-20	1-10	0	0-0	2-118	4	10	0	6-6	0	0	0	14	45
10/15/2022	Louisiana Tech	44	30	74	8.0-40	7-39	1	0-0	0-0	3	6	0	5-6	0	0	0	0	47
10/22/2022	at UTSA	47	56	103	7.0-38	4-28	0	0-0	1-6	2	2	0	3-3	0	0	0	3	27
10/29/2022	at Western Ky.	43	30	73	5.0-24	2-17	1	1-0	1-11	3	8	0	4-5	0	0	0	10	40
11/05/2022	FIU	41	14	55	2.0-2	0-0	1	1-0	2-11	5	3	0	7-7	0	0	0	14	52
11/12/2022	at UAB	41	36	77	3.0-9	1-7	1	1-0	0-0	0	1	0	3-3	0	0	0	7	21
11/26/2022	Rice	30	52	82	6.0-24	2-14	0	1-0	1-0	1	1	0	3-3	0	0	0	0	21
12/02/2022	at UTSA	48	44	92	6.0-18	2-9	1	0-0	0-0	0	2	0	3-3	0	0	0	0	27
12/17/2022	vs Boise St.	41	22	63	3.0-6	0-0	0	0-0	0-0	3	2	0	3-3	1	0	0	0	32
<b>North Texas</b>		<b>566</b>	<b>470</b>	<b>1036</b>	<b>63.0-257</b>	<b>27-174</b>	<b>9</b>	<b>8-0</b>	<b>8-149</b>	<b>41</b>	<b>45</b>	<b>0</b>	<b>57-59</b>	<b>1</b>	<b>0</b>	<b>0</b>	<b>65</b>	<b>473</b>
<b>Opponents</b>		<b>552</b>	<b>362</b>	<b>914</b>	<b>57.0-179</b>	<b>11-71</b>	<b>6</b>	<b>6-14</b>	<b>16-404</b>	<b>38</b>	<b>62</b>	<b>6</b>	<b>53-54</b>	<b>0</b>	<b>1</b>	<b>1</b>	<b>90</b>	<b>444</b>

Date	Opponent	Punting								Field Goals			Kickoffs					
		no.	yds	avg	long	blkd	tb	fc	50+	i20	md-att	long	blkd	no.	yds	avg	tb	ob
08/27/2022	at UTEP	3	102	34.0	40	0	0	3	0	2	1-1	28	0	6	388	64.7	5	0
09/03/2022	SMU	5	206	41.2	45	0	0	4	0	1	1-2	33	1	3	194	64.7	2	0
09/10/2022	Texas Southern	2	80	40.0	44	0	0	1	0	2	1-1	43	0	10	650	65.0	10	0
09/17/2022	at UNLV	2	30	15.0	30	1	0	0	0	0	2-2	31	0	6	375	62.5	4	0
09/24/2022	at Memphis	8	329	41.1	54	0	0	6	1	3	2-2	36	0	6	339	56.5	2	1
10/01/2022	Fla. Atlantic	5	204	40.8	43	0	0	4	0	0	1-1	43	0	8	507	63.4	5	1
10/15/2022	Louisiana Tech	2	86	43.0	45	0	0	0	0	0	2-2	30	0	9	570	63.3	6	0
10/22/2022	at UTSA	5	196	39.2	48	1	0	3	0	1	2-2	49	0	6	390	65.0	6	0
10/29/2022	at Western Ky.	5	203	40.6	50	0	0	2	1	3	2-2	39	0	7	439	62.7	5	0
11/05/2022	FIU	2	102	51.0	52	0	0	0	2	0	1-1	29	0	9	580	64.4	6	0

2022 REVIEW



# 2022 FINAL STATISTICS

Date	Opponent	Punting										Field Goals			Kickoffs			
		no.	yds	avg	long	blkd	tb	fc	50+	i20	md-att	long	blkd	no.	yds	avg	tb	ob
11/12/2022	at UAB	3	107	35.7	45	0	0	2	0	3	0-1	0	0	4	260	65.0	4	0
11/26/2022	Rice	6	232	38.7	40	0	0	2	0	1	0-1	0	1	4	244	61.0	1	0
12/02/2022	at UTSA	3	141	47.0	56	0	0	2	1	1	2-2	24	0	6	390	65.0	6	0
12/17/2022	vs Boise St.	4	152	38.0	49	0	0	3	0	2	1-1	27	0	6	384	64.0	4	0
<b>North Texas</b>		<b>55</b>	<b>2170</b>	<b>39.5</b>	<b>56</b>	<b>2</b>	<b>0</b>	<b>32</b>	<b>5</b>	<b>19</b>	<b>18-21</b>	<b>49</b>	<b>2</b>	<b>90</b>	<b>5710</b>	<b>63.4</b>	<b>66</b>	<b>2</b>
<b>Opponents</b>		<b>56</b>	<b>2410</b>	<b>43.0</b>	<b>64</b>	<b>0</b>	<b>3</b>	<b>18</b>	<b>13</b>	<b>22</b>	<b>19-25</b>	<b>46</b>	<b>0</b>	<b>88</b>	<b>4885</b>	<b>55.5</b>	<b>30</b>	<b>1</b>

## PASSING GAME-BY-GAME

#2 Austin Aune	Comp	Att	Int	Pct	Yards	TD	Long	Sacked	Effic.
UTEP	16	29	0	55.2	236	3	41	0-0	157.7
SMU	14	29	2	48.3	186	0	53	0-0	88.4
Texas Southern	11	20	0	55.0	218	4	70	0-0	212.6
UNLV	17	29	2	58.6	305	2	54	1-10	155.9
Memphis	27	49	2	55.1	371	3	41	2-15	130.7
Fla. Atlantic	14	20	1	70.0	180	3	34	2-4	185.1
Louisiana Tech	11	20	1	55.0	196	2	51	0-0	160.3
UTSA	15	31	1	48.4	325	3	58	2-11	161.9
Western Ky.	20	28	0	71.4	322	3	56	1-7	203.4
FIU	25	34	2	73.5	414	5	70	0-0	212.6
UAB	15	32	0	46.9	159	1	53	2-19	98.9
Rice	16	29	0	55.2	203	2	45	0-0	136.7
UTSA	14	29	2	48.3	194	1	51	0-0	102.1
Boise St.	17	32	2	53.1	238	1	53	0-0	113.4
<b>Totals</b>	<b>232</b>	<b>411</b>	<b>15</b>	<b>56.4</b>	<b>3547</b>	<b>33</b>	<b>70</b>	<b>10-66</b>	<b>148.1</b>

#3 Stone Earle	Comp	Att	Int	Pct	Yards	TD	Long	Sacked	Effic.
Fla. Atlantic	1	1	0	100.0	1	0	1	0-0	108.4
Western Ky.	2	2	0	100.0	23	0	14	0-0	196.6
FIU	0	1	0	0.0	0	0	0	0-0	0.0
Boise St.	2	4	0	50.0	21	1	17	0-0	176.6
<b>Totals</b>	<b>5</b>	<b>8</b>	<b>0</b>	<b>62.5</b>	<b>45</b>	<b>1</b>	<b>17</b>	<b>0-0</b>	<b>151.0</b>

#8 Damon Ward	Comp	Att	Int	Pct	Yards	TD	Long	Sacked	Effic.
Louisiana Tech	0	1	0	0.0	0	0	0	0-0	0.0
<b>Totals</b>	<b>0</b>	<b>1</b>	<b>0</b>	<b>0.0</b>	<b>0</b>	<b>0</b>	<b>0</b>	<b>0-0</b>	<b>0.0</b>

#17 Grant Gunnell	Comp	Att	Int	Pct	Yards	TD	Long	Sacked	Effic.
SMU	2	5	0	40.0	34	0	33	1-5	97.1
Texas Southern	2	4	1	50.0	41	0	34	0-0	86.1
<b>Totals</b>	<b>4</b>	<b>9</b>	<b>1</b>	<b>44.4</b>	<b>75</b>	<b>0</b>	<b>34</b>	<b>1-5</b>	<b>92.2</b>

#41 Kaylon Horton	Comp	Att	Int	Pct	Yards	TD	Long	Sacked	Effic.
UTSA	0	1	0	0.0	0	0	0	0-0	0.0
<b>Totals</b>	<b>0</b>	<b>1</b>	<b>0</b>	<b>0.0</b>	<b>0</b>	<b>0</b>	<b>0</b>	<b>0-0</b>	<b>0.0</b>

2022 REVIEW



# 2022 FINAL STATISTICS

## RUSHING/RECEIVING GAME-BY-GAME

### Rushing

Player	No-Yds/TD	UTEP	SMU	TSU	UNLV	Mem	FAU	LATech	UTSA	WestKy	FIU	UAB	Rice	UTSA	Boise
Ikaika Ragsdale	142-755/7	7-10/0	6-23/0	DNP	5-16/0	3-26/0	16-119/1	7-62/1	4-10/0	11-61/1	11-30/0	17-74/0	17-122/1	17-108/1	21-94/2
Oscar Adaway III	118-583/5	6-23/1	20-117/1	17-85/2	14-73/0	12-46/0	16-71/0	16-113/1	10-20/0	7-35/0	DNP	DNP	DNP	DNP	DNP
Ayo Adeyi	112-807/4	17-80/0	10-42/0	10-135/1	11-73/0	6-30/0	6-75/0	7-122/1	2-2/0	10-72/1	7-59/1	DNP	DNP	12-50/0	14-67/0
Isaiah Johnson	54-246/3	7-37/0	8-34/0	DNP	6-11/0	-	6-17/1	13-77/0	-	DNP	DNP	5-25/1	7-42/0	2-3/1	DNP
Austin Aune	44-52/1	3-15/0	1-6/0	3-15/0	2--11/0	6--3/0	4-9/0	1-4/0	4--10/0	3--5/0	3-20/0	7-6/1	2--6/0	3-12/0	2-0/0
Stone Earle	18-110/1	DNP	DNP	DNP	DNP	DNP	2-10/0	DNP	DNP	3-20/0	11-60/1	DNP	DNP	DNP	2-20/0
BK Jackson	10-52/0	DNP	DNP	5-28/0	1-7/0	DNP	DNP	DNP	DNP	DNP	4-17/0	-	-	DNP	DNP
Qualon Farrar	10-49/0	DNP	DNP	5-25/0	DNP	DNP	DNP	DNP	DNP	DNP	5-24/0	-	DNP	DNP	-
Preston Landis	8-60/1	DNP	DNP	8-60/1	DNP	DNP	DNP	DNP	DNP	DNP	DNP	DNP	DNP	DNP	DNP
Kaylon Horton	7-95/2	DNP	-	-	-	2-3/1	-	3-97/1	1-0/0	-	-	-	-	-	1--5/0
Jake Roberts	1-10/0	-	-	-	-	-	-	-	-	1-10/0	-	-	-	-	-
Jordan Smart	1-4/0	DNP	DNP	DNP	-	-	-	-	-	-	-	-	1-4/0	-	-
Roderic Burns	1-3/0	-	-	-	-	-	-	-	-	1-3/0	-	-	-	-	-
Dorian Morris	1-0/0	DNP	DNP	DNP	DNP	DNP	DNP	DNP	DNP	DNP	DNP	DNP	1-0/0	DNP	DNP
Grant Gunnell	1--5/0	DNP	1--5/0	-	DNP	DNP	DNP	DNP	DNP	DNP	DNP	DNP	DNP	DNP	DNP

### Receiving

Player	No-Yds/TD	UTEP	SMU	TSU	UNLV	Mem	FAU	LATech	UTSA	WestKy	FIU	UAB	Rice	UTSA	Boise
Roderic Burns	40-676/1	3-72/0	4-35/0	1-70/1	5-98/0	6-58/0	3-69/0	-	6-139/0	1-25/0	4-57/0	1-5/0	2-16/0	1-6/0	3-26/0
Var'Keyes Gumms	34-458/5	-	2-38/0	3-28/1	2-71/1	1-7/0	3-22/0	4-59/1	3-92/1	2-30/0	5-42/1	3-8/0	3-41/0	2-13/0	1-7/0
Jake Roberts	28-394/3	4-54/1	3-41/0	-	1-8/0	3-25/0	1-20/0	1-24/0	1-19/1	5-47/0	1-70/0	2-23/0	1-11/0	3-31/0	2-21/1
Damon Ward	26-378/3	3-45/0	-	3-37/0	2-18/0	2-26/1	-	1-7/0	1-7/0	4-101/1	1-12/0	6-58/1	-	1-13/0	2-54/0
Jyaire Shorter	23-628/11	DNP	2-29/0	2-32/1	4-90/0	2-38/1	3-52/3	1-51/1	1-58/0	1-10/0	2-92/2	1-53/0	1-45/1	2-48/1	1-30/1
Jordan Smart	21-331/1	DNP	DNP	DNP	-	5-82/0	2-7/0	1-29/0	2-9/0	1-10/0	5-76/1	-	1-19/0	1-5/0	3-94/0
Ikaika Ragsdale	19-135/3	-	1-1/0	DNP	-	1-1/0	-	2-16/0	-	2-12/1	3-13/1	1-7/0	5-59/1	-	4-26/0
Ja'Mori Maclin	16-380/2	2-25/0	1-53/0	3-80/1	-	3-81/1	-	-	-	2-61/0	3-55/0	1-5/0	-	1-20/0	-
Kaylon Horton	12-131/1	DNP	-	-	-	1-24/0	1-8/0	-	-	3-40/1	1--3/0	-	1-4/0	3-58/0	2-0/0
Isaiah Johnson	8-44/2	1-9/1	2-11/0	DNP	1-13/0	-	1-2/0	-	1-1/1	DNP	DNP	-	2-8/0	-	DNP
Oscar Adaway III	5-29/1	-	-	-	2-7/1	1-11/0	1-1/0	1-10/0	-	-	DNP	DNP	DNP	DNP	DNP
Tommy Bush	3-34/1	1-7/1	1-12/0	-	DNP	1-15/0	-	-	DNP	-	-	-	-	-	-
Bryson Jackson	2-20/0	1-8/0	-	1-12/0	-	-	DNP	DNP	DNP	DNP	DNP	DNP	DNP	DNP	DNP
Ayo Adeyi	2-12/0	-	-	-	-	1-3/0	-	-	-	1-9/0	-	DNP	DNP	-	-
Zhigilil McMillan	1-16/0	1-16/0	-	-	-	DNP	-	-	-	-	-	-	-	-	-
Qualon Farrar	1-1/0	DNP	DNP	-	DNP	DNP	DNP	DNP	DNP	DNP	-	-	DNP	DNP	1-1/0

## KICKING GAME-BY-GAME

### #0 MOONEY, Ethan

Date	Opponent	Punting	Kickoffs	Field Goals	PAT attempts	off							
		no.	yds	tb	no.	yds	tb	made-att	kick	rush	rcv	saf	pts
08/27/2022	at UTEP	0	0	0	6	388	5	1-1	4-4	0	0	0	7
09/03/2022	SMU	0	0	0	3	194	2	1-2	1-1	0	0	0	4
09/10/2022	Texas Southern	0	0	0	10	650	10	1-1	8-8	0	0	0	11
09/17/2022	at UNLV	0	0	0	5	324	4	2-2	3-3	0	0	0	9
09/24/2022	at Memphis	0	0	0	6	339	2	2-2	4-4	0	0	0	10
10/01/2022	Fla. Atlantic	0	0	0	8	507	5	1-1	6-6	0	0	0	9
10/15/2022	Louisiana Tech	0	0	0	4	253	3	2-2	2-2	0	0	0	8
10/22/2022	at UTSA	0	0	0	6	390	6	2-2	3-3	0	0	0	9
10/29/2022	at Western Ky.	0	0	0	7	439	5	2-2	4-5	0	0	0	10
11/05/2022	FIU	0	0	0	9	580	6	1-1	7-7	0	0	0	10
11/12/2022	at UAB	0	0	0	4	260	4	0-1	3-3	0	0	0	3
11/26/2022	Rice	0	0	0	4	244	1	0-1	3-3	0	0	0	3
12/02/2022	at UTSA	0	0	0	6	390	6	2-2	3-3	0	0	0	9
12/17/2022	vs Boise St.	0	0	0	6	384	4	1-1	3-3	0	0	0	6
		<b>0</b>	<b>0</b>	<b>0</b>	<b>84</b>	<b>5342</b>	<b>63</b>	<b>18-21</b>	<b>54-55</b>	<b>0</b>	<b>0</b>	<b>0</b>	<b>108</b>

### #32 RODRIGUEZ, Bernardo

Date	Opponent	Punting	Kickoffs	Field Goals				
		no.	yds	tb	no.	yds	tb	made-att
08/27/2022	at UTEP	3	102	0	0	0	0	0-0
09/03/2022	SMU	5	206	0	0	0	0	0-0
09/10/2022	Texas Southern	2	80	0	0	0	0	0-0
09/17/2022	at UNLV	1	30	0	1	51	0	0-0
09/24/2022	at Memphis	8	329	0	0	0	0	0-0
10/01/2022	Fla. Atlantic	5	204	0	0	0	0	0-0
10/15/2022	Louisiana Tech	2	86	0	0	0	0	0-0
10/22/2022	at UTSA	4	173	0	0	0	0	0-0
10/29/2022	at Western Ky.	5	203	0	0	0	0	0-0
11/05/2022	FIU	2	102	0	0	0	0	0-0
11/12/2022	at UAB	3	107	0	0	0	0	0-0
11/26/2022	Rice	6	232	0	0	0	0	0-0
12/02/2022	at UTSA	3	141	0	0	0	0	0-0
12/17/2022	vs Boise St.	4	152	0	0	0	0	0-0
		<b>53</b>	<b>2147</b>	<b>0</b>	<b>1</b>	<b>51</b>	<b>0</b>	<b>0-0</b>

### #47 CAYTON, Chris

Date	Opponent	Tackles	Sacks	Fumble	Pass Defense	blkd	PAT attempts	off									
		ua	a	total	tf	yds	no	yds	no	yds	brup	kick	kick	rush	rcv	saf	pts
10/15/2022	Louisiana Tech	0	0	0	0-0-0	0-0	0	0-0	0-0	0	0	0	3-4	0	0	0	3
		<b>0</b>	<b>0</b>	<b>0</b>	<b>0-0-0</b>	<b>0-0</b>	<b>0</b>	<b>0-0</b>	<b>0-0</b>	<b>0</b>	<b>0</b>	<b>0</b>	<b>3-4</b>	<b>0</b>	<b>0</b>	<b>0</b>	<b>3</b>

Date	Opponent	Punting	Kickoffs	Field Goals				
		no.	yds	tb	no.	yds	tb	made-att
10/15/2022	Louisiana Tech	0	0	0	5	317	3	0-0
		<b>0</b>	<b>0</b>	<b>0</b>	<b>5</b>	<b>317</b>	<b>3</b>	<b>0-0</b>

2022 REVIEW



# 2022 FINAL STATISTICS

## Total Tackles

Player	S-A	Total	UTEP	SMU	TSU	UNLV	Mem	FAU	LATech	UTSA	WestKy	FIU	UAB	Rice	UTSA	Boise
KD Davis	72-67	139	5-3	5-2	6-4	6-2	6-4	4-6	11-8	6-6	3-3	4-3	3-5	4-9	5-9	4-3
Larry Nixon III	51-54	105	4-1	3-3	6-9	3-3	3-3	4-6	1-0	2-3	4-1	0-3	3-9	6-7	4-3	8-3
Sean-Thomas Faulkner	43-47	90	2-1	1-1	3-3	5-6	1-5	4-2	2-2	6-3	3-3	1-0	5-7	1-5	6-5	3-4
Mazin Richards	55-23	78	2-2	3-2	4-1	1-5	4-1	3-0	9-0	7-4	6-3	3-0	4-3	5-2	3-0	1-0
Quinn Whitlock	34-33	67	4-3	2-1	-	2-7	2-4	2-2	1-2	DNP	5-3	4-0	3-1	2-3	4-6	3-1
DeShawn Gaddie	43-18	61	4-1	2-1	2-3	6-2	3-2	1-2	2-0	2-2	4-1	2-0	4-1	DNP	6-3	5-0
Kevin Wood	25-30	55	0-3	DNP	DNP	DNP	DNP	DNP	5-6	3-8	3-3	5-1	3-2	2-1	2-5	2-1
Logan Wilson	31-19	50	-	-	-	1-3	2-0	2-0	4-3	4-4	3-2	2-1	4-1	0-1	6-3	3-1
Fatafehi Vailea	15-29	44	2-0	0-2	1-3	1-2	3-2	2-3	0-1	0-6	1-0	-	2-4	0-2	1-3	2-1
Ridge Texada	38-5	43	4-0	3-0	3-0	2-0	1-1	4-0	1-0	5-1	3-0	-	3-0	3-3	3-0	3-0
Roderick Brown	18-24	42	2-1	1-1	2-2	2-1	1-1	0-2	3-1	1-5	1-1	-	-	0-1	3-5	2-3
Tom Trieb	26-11	37	1-0	6-1	1-1	3-1	DNP	DNP	0-2	1-0	1-1	2-0	3-1	3-2	3-0	2-2
Jordan Brown	19-15	34	2-0	1-0	2-7	3-2	6-2	-	1-0	-	0-1	2-0	2-0	0-3	-	-
Keelan Crosby	15-11	26	2-0	5-1	1-2	1-3	DNP	DNP	0-1	6-3	0-1	-	-	-	-	-
Sifa Leota	9-14	23	-	-	1-2	0-1	1-0	0-3	1-0	1-3	1-0	2-0	-	1-3	1-1	0-1
Kadren Johnson	7-12	19	1-0	0-2	-	0-1	2-0	0-2	0-3	1-2	3-0	-	DNP	0-1	-	0-1
Kortlin Rausaw	8-10	18	-	1-1	0-1	1-0	1-0	1-0	1-0	0-4	0-2	1-0	1-0	1-1	-	0-1
Cam Robertson	8-7	15	-	0-2	1-1	1-1	2-1	-	1-0	-	1-1	1-0	1-0	-	0-1	-
Jaylen Smith	7-8	15	-	1-0	1-1	0-2	0-2	1-0	-	1-1	0-1	3-1	-	-	-	-
Zahodri Jackson	8-3	11	-	1-0	1-0	3-1	DNP	DNP	-	-	-	-	-	2-2	-	1-0
Harold West	7-3	10	0-1	1-0	1-1	-	-	1-0	DNP	DNP	1-1	2-0	-	-	-	1-0
Enoch Jackson	4-3	7	2-1	-	DNP	DNP	DNP	1-0	-	1-1	-	-	-	0-1	-	DNP
Loronzo Thompson	3-4	7	-	-	0-1	0-1	1-0	-	1-0	-	-	1-1	0-1	-	-	-
Alphie Guillory	2-5	7	-	-	-	-	-	-	-	-	-	2-1	0-1	0-3	-	-
Carson Kropp	1-4	5	-	-	-	-	0-1	-	-	-	0-1	1-2	-	-	-	-
Sele Selefuti	1-3	4	DNP	1-2	0-1	DNP	-	DNP	DNP	DNP	DNP	-	DNP	DNP	DNP	DNP
Kaghen Roach	1-3	4	1-0	-	0-1	-	0-1	-	-	-	-	0-1	-	-	-	-
John Davis	2-1	3	2-1	DNP	DNP	DNP	DNP	DNP	DNP	DNP	DNP	DNP	DNP	DNP	DNP	DNP
Robert Johnson	2-0	2	DNP	-	-	1-0	-	1-0	DNP	DNP	DNP	DNP	DNP	DNP	DNP	DNP
Patrick Smith	0-2	2	DNP	DNP	DNP	DNP	DNP	-	0-1	-	0-1	DNP	DNP	DNP	DNP	DNP
Ethan Mooney	1-0	1	-	1-0	-	-	-	-	-	-	-	-	-	-	-	-
Tommy Bush	1-0	1	-	1-0	-	DNP	-	-	-	DNP	-	-	-	-	-	-
Ikaika Ragsdale	1-0	1	-	-	DNP	-	-	-	-	-	-	-	-	-	-	1-0
Ja'Mori Maclin	1-0	1	-	-	-	-	-	-	-	-	-	1-0	-	-	-	-
Grant Gunnell	1-0	1	DNP	-	1-0	DNP	DNP	DNP	DNP	DNP	DNP	DNP	DNP	DNP	DNP	DNP
Bryce Drummond	1-0	1	DNP	DNP	-	-	1-0	-	-	-	-	-	-	-	-	-
Chris Wright	1-0	1	DNP	DNP	-	DNP	DNP	DNP	DNP	DNP	DNP	1-0	DNP	DNP	DNP	DNP
Ayo Adeyi	1-0	1	-	-	-	-	-	1-0	-	-	-	-	DNP	DNP	-	-
Kaci Moreka	1-0	1	-	-	-	-	-	-	-	-	-	-	-	-	1-0	DNP
Jake Roberts	1-0	1	-	1-0	-	-	-	-	-	-	-	-	-	-	-	-
Ta'Shoyn Johnson	1-0	1	DNP	DNP	DNP	DNP	DNP	DNP	DNP	DNP	DNP	1-0	DNP	DNP	DNP	DNP
Jordan Smart	0-1	1	DNP	DNP	DNP	-	-	-	-	-	-	-	-	0-1	-	-
Bryce Linder	0-1	1	DNP	-	DNP	DNP	DNP	-	DNP	DNP	DNP	DNP	-	0-1	DNP	DNP

2022 REVIEW



## 2022 FINAL STATISTICS

### SACKS GAME-BY-GAME

Player	UA-A	Total	UTEP	SMU	TSU	UNLV	Mem	FAU	LATech	UTSA	WestKy	FIU	UAB	Rice	UTSA	Boise
Mazin Richards	6-3	7.5	-	0.5-5	1-7	-	0.5-4	-	3-14	1.5-13	-	-	1-7	-	-	-
Roderick Brown	3-2	4	-	-	-	1-6	0.5-4	-	2.5-15	-	-	-	-	-	-	-
Kadren Johnson	3-1	3.5	1-5	-	-	-	-	0.5-5	-	-	2-17	-	DNP	-	-	-
Tom Trieb	2-1	2.5	-	-	-	-	DNP	DNP	0.5-5	-	-	-	-	-	2-9	-
Sifa Leota	2-1	2.5	-	-	0.5-4	-	1-1	-	-	-	-	-	-	1-6	-	-
Enoch Jackson	1-0	1	-	-	DNP	DNP	DNP	-	-	1-1	-	-	-	-	-	DNP
Jordan Brown	1-0	1	-	-	-	-	1-5	-	-	-	-	-	-	-	-	-
Kevin Wood	1-0	1	-	DNP	DNP	DNP	DNP	DNP	-	-	-	-	-	1-8	-	-
Cam Robertson	1-0	1	-	-	-	-	-	-	1-5	-	-	-	-	-	-	-
KD Davis	0-2	1	-	0.5-5	-	-	-	-	-	0.5-7	-	-	-	-	-	-
Larry Nixon III	0-2	1	-	-	0.5-4	-	-	-	-	0.5-3	-	-	-	-	-	-
Fatafehi Vailea	0-1	0.5	-	-	-	-	-	0.5-5	-	-	-	-	-	-	-	-
Kortlin Rausaw	0-1	0.5	-	-	-	-	-	-	-	0.5-4	-	-	-	-	-	-

### TACKLES FOR LOSS GAME-BY-GAME

Player	UA-A	Total	UTEP	SMU	TSU	UNLV	Mem	FAU	LATech	UTSA	WestKy	FIU	UAB	Rice	UTSA	Boise
Mazin Richards	11-3	12.5	-	0.5-5	1.0-7	-	0.5-4	1.0-1	3.0-14	2.5-19	-	-	1.0-7	1.0-5	2.0-6	-
Tom Trieb	9-1	9.5	-	2.0-7	-	1.0-2	DNP	DNP	0.5-5	-	1.0-1	-	1.0-1	1.0-1	2.0-9	1.0-1
Roderick Brown	3-3	4.5	-	-	-	1.0-6	0.5-4	-	2.5-15	-	-	-	-	-	0.5-1	-
Sifa Leota	3-3	4.5	-	-	1.0-5	-	1.0-1	-	-	0.5-1	-	1.0-1	-	1.0-6	-	-
Quinn Whitlock	4-0	4.0	-	-	-	1.0-1	-	1.0-5	-	DNP	1.0-2	-	-	1.0-3	-	-
Kadren Johnson	3-1	3.5	1.0-5	-	-	-	-	0.5-5	-	-	2.0-17	-	DNP	-	-	-
KD Davis	1-5	3.5	-	0.5-5	-	-	0.5-2	-	0.5-0	0.5-7	-	-	-	1.0-1	-	0.5-2
Jordan Brown	3-0	3.0	-	-	1.0-2	-	2.0-10	-	-	-	-	-	-	-	-	-
Ridge Texada	3-0	3.0	-	-	-	-	-	1.0-4	-	-	1.0-4	-	-	-	-	1.0-1
Cam Robertson	2-2	3.0	-	-	-	-	0.5-2	-	1.0-5	-	-	-	1.0-1	-	0.5-1	-
Larry Nixon III	1-3	2.5	-	-	0.5-4	-	-	-	-	0.5-3	-	-	-	-	1.0-1	0.5-2
Jaylen Smith	2-0	2.0	-	-	1.0-1	-	-	-	-	-	-	1.0-1	-	-	-	-
Kevin Wood	1-1	1.5	-	DNP	DNP	DNP	DNP	DNP	0.5-1	-	-	-	-	1.0-8	-	-
Fatafehi Vailea	1-1	1.5	1.0-2	-	-	-	-	0.5-5	-	-	-	-	-	-	-	-
Kortlin Rausaw	0-3	1.5	-	-	0.5-0	-	-	-	-	1.0-4	-	-	-	-	-	-
Enoch Jackson	1-0	1.0	-	-	DNP	DNP	DNP	-	-	1.0-1	-	-	-	-	-	DNP
Sean-Thomas Faulkner	1-0	1.0	-	-	-	-	-	-	-	1.0-3	-	-	-	-	-	-
Sele Selefuti	1-0	1.0	DNP	1.0-1	-	DNP	-	DNP	DNP	DNP	DNP	-	DNP	DNP	DNP	DNP





# 2022 FINAL STATISTICS

## LONG PLAYS FROM SCRIMMAGE (25-Plus Yards)

YDS	PLAY	OPPONENT
99	Horton Kick Return [TD]	UNLV
92	Adeyi Rush [TD]	LA Tech
70	Burns Pass from Aune [TD]	Texas Southern
70	Roberts Pass from Aune	FIU
66	Horton Rush [TD]	LA Tech
60	Texada Interception	Florida Atlantic
59	Adeyi Rush [TD]	Texas Southern
58	Shorter Pass from Aune	UTSA
58	Texada Interception [TD]	Florida Atlantic
57	Shorter Pass from Aune [TD]	FIU
56	Ward Pass from Aune [TD]	Western Kentucky
56	Ragsdale Rush	UTSA
54	Gumms Pass from Aune [TD]	UNLV
54	Burns Pass from Aune	UTSA
53	Maclin Pass from Aune	SMU
53	Adeyi Rush	Florida Atlantic
53	Smart Pass from Aune	Boise St.
53	Shorter Pass from Aune	UAB
52	Maclin Pass from Aune	Western Kentucky
51	Horton Pass from Aune	UTSA
51	Shorter Pass from Aune [TD]	LA Tech
46	Horton Kick Return	Boise St.
46	Gumms Pass from Aune	UTSA
45	Shorter Pass from Aune [TD]	Rice
45	Smart Pass from Aune [TD]	FIU
44	Gumms Pass from Aune [TD]	UTSA
42	Ragsdale Rush	LA Tech
41	Burns Pass from Aune	UTEP
41	Shorter Pass from Aune	UNLV
41	Maclin Pass from Aune [TD]	Memphis
41	Adeyi Rush	Texas Southern
40	Ward Pass from Aune	Boise St.
40	Horton Kick Return	Memphis
39	Adeyi Rush [TD]	Western Kentucky
38	Smart Pass from Aune	Boise St.
38	Horton Kick Return	Texas Southern
36	Burns Pass from Aune	UNLV
36	Ragsdale Rush	Rice
36	Shorter Pass from Aune [TD]	UTSA
35	Maclin Pass from Aune [TD]	Texas Southern
35	Shorter Pass from Aune [TD]	FIU
35	Adaway III Rush [TD]	SMU
35	Horton Kick Return	UTSA
34	Maclin Pass from Gunnell	Texas Southern
34	Maclin Pass from Aune	Memphis
34	Burns Pass from Aune	Florida Atlantic
34	Burns Pass from Aune	FIU
34	Maclin Pass from Aune	FIU
33	Gumms Pass from Gunnell	SMU
33	Adeyi Rush	FIU
32	Adaway III Rush	LA Tech
32	Burns Pass from Aune	UNLV
30	Ragsdale Rush	UAB
30	Shorter Pass from Aune [TD]	Boise St.
29	Roberts Pass from Aune	SMU
29	Smart Pass from Aune	LA Tech
28	Horton Pass from Aune [TD]	Western Kentucky
28	Burns Pass from Aune	Florida Atlantic
28	Smart Pass from Aune	Memphis
28	Maclin Kick Return	UAB
28	Horton Kick Return	UAB
28	Horton Kick Return	Boise St.
28	Rush Earle	FIU
28	Rush Johnson	LA Tech
26	Horton Kick Return	Western Kentucky
26	Ragsdale Pass from Aune	Rice
26	Shorter Pass from Aune	UNLV
26	Shorter Pass from Aune [TD]	Texas Southern
26	Horton Kick Return	Boise St.
25	Horton Kick Return	FIU
25	Shorter Pass from Aune [TD]	Florida Atlantic
25	Burns Pass from Aune	Western Kentucky
25	Ragsdale Rush	Rice
25	Smart Pass from Aune	Memphis
25	Shorter Pass from Aune [TD]	Florida Atlantic

## SCORING DRIVES

OPPONENT	PLAYS	YDS	DRIVE		PLAY	
			TIME	QTR/		
UTEP	12	88	3:50	2Q/10:02	2Q/13:52	Bush 7 yd pass from Aune
UTEP	9	75	3:22	2Q/05:14	2Q/01:52	Adaway III 7 yd rush
UTEP	12	75	4:33	3Q/15:00	3Q/10:27	Johnson 9 yd pass from Aune
UTEP	4	50	1:17	3Q/05:49	3Q/04:32	Roberts 11 yd pass from Aune
UTEP	12	57	6:37	4Q/14:42	4Q/08:05	Mooney 28 yd FG
SMU	5	16	2:27	2Q/13:41	2Q/11:14	Mooney 33 yd FG
SMU	8	79	2:38	2Q/04:46	2Q/02:08	Adaway III 35 yd rush
Texas Southern	9	38	2:51	1Q/11:50	1Q/08:59	Mooney 43 yd FG
Texas Southern	1	59	0:09	1Q/06:46	1Q/06:37	Adeyi 59 yd rush
Texas Southern	7	81	2:20	1Q/01:54	2Q/14:34	Maclin 35 yd pass from Aune
Texas Southern	4	75	1:01	2Q/12:58	2Q/11:57	Shorter 26 yd pass from Aune
Texas Southern	3	75	0:46	2Q/09:34	2Q/08:48	Burns 70 yd pass from Aune
Texas Southern	8	71	2:18	2Q/07:37	2Q/05:19	Adaway III 3 yd rush
Texas Southern	4	38	0:40	2Q/01:12	2Q/00:32	Adaway III 1 yd rush
Texas Southern	5	44	1:38	3Q/11:02	3Q/09:24	Gumms 14 yd pass from Aune
Texas Southern	7	59	3:33	4Q/12:38	4Q/09:05	Landis 10 yd rush
UNLV	-	-	-	1Q/11:21	-	Horton 99 yd kickoff return
UNLV	12	70	3:27	1Q/05:16	1Q/01:49	Mooney 31 yd FG
UNLV	11	75	4:30	2Q/07:18	2Q/02:48	Adaway III 7 yd pass from Aune
UNLV	10	82	1:23	2Q/01:23	2Q/00:00	Mooney 20 yd FG
UNLV	3	75	0:46	3Q/11:55	3Q/11:09	Gumms 54 yd pass from Aune
Memphis	6	25	1:49	1Q/13:10	1Q/11:21	Mooney 25 yd FG
Memphis	5	75	1:18	1Q/03:30	1Q/02:12	Shorter 20 yd pass from Aune
Memphis	9	58	0:52	2Q/00:52	2Q/00:00	Mooney 36 yd FG
Memphis	5	70	1:58	3Q/09:36	3Q/07:38	Ward 11 yd pass from Aune
Memphis	3	52	0:35	4Q/11:25	4Q/10:50	Maclin 41 yd pass from Aune
Memphis	5	70	1:37	4Q/04:08	4Q/02:31	Horton 5 yd rush
Florida Atlantic	8	77	2:48	1Q/14:05	1Q/11:17	Shorter 25 yd pass from Aune
Florida Atlantic	9	80	3:55	1Q/03:51	2Q/14:56	Shorter 2 yd pass from Aune
Florida Atlantic	-	-	-	2Q/09:22	-	Texada 64 yd interception return
Florida Atlantic	5	97	2:05	2Q/07:41	2Q/05:36	Shorter 25 yd pass from Aune
Florida Atlantic	11	71	4:58	3Q/14:54	3Q/09:56	Ragsdale 1 yd rush
Florida Atlantic	1	1	0:05	3Q/08:28	3Q/08:25	Johnson 1 yd rush
Florida Atlantic	15	68	7:56	4Q/11:55	4Q/03:59	Mooney 43 yd FG
LA Tech	3	67	0:45	1Q/12:39	1Q/11:54	Ragsdale 1 yd rush
LA Tech	6	82	2:37	1Q/06:29	1Q/03:52	Shorter 51 yd pass from Aune
LA Tech	1	92	0:07	2Q/13:22	1Q/13:15	Adeyi 92 yd rush
LA Tech	15	75	5:36	2Q/10:10	2Q/04:34	Adaway III 1 yd rush
LA Tech	11	75	4:48	3Q/15:00	3Q/13:41	Gumms 20 yd pass from Aune
LA Tech	8	62	3:17	3Q/01:19	4Q/13:02	Mooney 30 yd FG
LA Tech	1	66	0:11	4Q/10:29	4Q/10:18	Horton 66 yd rush
LA Tech	8	71	4:23	4Q/05:41	4Q/01:18	Mooney 20 yd FG
UTSA	4	10	1:00	1Q/14:11	1Q/13:11	Mooney 49 yd FG
UTSA	7	57	1:46	1Q/01:54	1Q/00:08	Mooney 40 yd FG
UTSA	3	72	1:20	3Q/09:26	3Q/08:06	Roberts 19 yd pass from Aune
UTSA	9	80	3:28	4Q/13:03	4Q/09:35	Gumms 44 yd pass from Aune
UTSA	5	67	0:50	4Q/02:28	4Q/01:38	Johnson 1 yd pass from Aune
Western Kentucky	6	64	2:08	1Q/13:47	1Q/11:39	Horton 28 yd pass from Aune
Western Kentucky	3	85	0:58	1Q/09:22	1Q/08:24	Ward 56 yd pass from Aune
Western Kentucky	11	51	4:07	1Q/05:37	1Q/01:30	Mooney 39 yd FG
Western Kentucky	4	7	0:23	2Q/00:23	2Q/00:00	Mooney 20 yd FG
Western Kentucky	4	74	1:41	3Q/00:52	4Q/14:11	Ragsdale 5 yd pass from Aune
Western Kentucky	5	79	2:57	4Q/11:54	4Q/08:57	Adeyi 39 yd rush
Western Kentucky	8	51	4:57	4Q/07:05	4Q/02:08	Ragsdale 11 yd rush
FIU	3	77	0:45	1Q/14:55	1Q/14:10	Adeyi 2 yd rush
FIU	3	66	0:58	1Q/12:08	1Q/11:10	Smart 45 yd pass from Aune
FIU	8	46	3:01	1Q/09:39	1Q/06:38	Mooney 29 yd FG
FIU	10	75	3:46	1Q/04:54	1Q/01:08	Gumms 10 yd pass from Aune
FIU	4	83	1:27	2Q/14:14	2Q/12:47	Shorter 57 yd pass from Aune
FIU	5	18	1:42	2Q/12:36	2Q/10:54	Ragsdale 6 yd pass from Aune
FIU	6	85	2:17	2Q/03:30	2Q/01:13	Shorter 35 yd pass from Aune
FIU	18	97	9:27	3Q/02:49	4Q/08:22	Earle 1 yd rush
UAB	15	75	5:46	1Q/04:26	2Q/13:40	Aune 5 yd rush
UAB	5	34	2:10	2Q/12:12	2Q/10:02	Ward 18 yd pass from Aune
UAB	4	58	1:36	2Q/07:53	2Q/06:17	Johnson 1 yd rush
Rice	6	88	2:02	1Q/03:30	1Q/01:28	Shorter 45 yd pass from Aune
Rice	7	66	2:43	2Q/07:09	2Q/04:26	Ragsdale 7 yd rush
Rice	8	75	3:44	4Q/14:19	4Q/10:35	Ragsdale 6 yd pass from Aune
UTSA	11	70	3:55	1Q/12:04	1Q/08:09	Ragsdale 2 yd rush
UTSA	14	93	5:10	1Q/00:04	2Q/10:34	Mooney 22 yd FG
UTSA	9	68	2:34	3Q/15:00	3Q/12:26	Mooney 24 yd FG
UTSA	6	65	1:44	3Q/10:26	3Q/08:42	Shorter 36 yd pass from Aune
UTSA	8	64	3:09	3Q/01:43	4Q/10:57	Johnson 1 yd rush
Boise State	11	60	5:30	1Q/14:54	1Q/09:24	Mooney 27 yd FG
Boise State	6	65	2:20	2Q/09:58	2Q/07:38	Ragsdale 1 yd rush
Boise State	10	71	4:02	3Q/12:34	3Q/08:32	Roberts 17 yd pass from Earle
Boise State	4	51	1:11	3Q/06:25	3Q/05:14	Shorter 30 yd pass from Aune
Boise State	11	90	3:38	4Q/11:55	4Q/08:17	Ragsdale 5 yd rush

## DRIVES SUPERLATIVES

<b>MOST PLAYS:</b>	18 vs. FIU (TD)	<b>FEWEST PLAYS:</b>	1, three times
<b>MOST YARDS:</b>	93 at UTSA (FG)	<b>FEWEST YARDS:</b>	1 vs. Florida Atlantic (TD)
<b>LONGEST TIME:</b>	9:27 vs. FIU (TD)	<b>SHORTEST TIME:</b>	0:05 vs. FAU (TD)

2022 REVIEW



# 2022 FINAL STATISTICS

## GAME-BY-GAME OFFENSIVE STARTERS

OPPONENT	WR	WR	WR/TE	TE	RB	QB	LT	LG	C	RG	RT
at UTEP	Burns	Ward	Maclin (WR)	Roberts	Ragsdale	Aune	C. Brown	Blair	Mose	Carroll	Duncan
SMU	Burns	Ward	Gumms (TE)	Roberts	I. Johnson	Aune	C. Brown	Blair	Mose	Nwaiwu	Duncan
Texas Southern	Shorter	Ward	Bush (WR)	Roberts	Adaway	Aune	C. Brown	Blair	Mose	Nwaiwu	Duncan
at UNLV	Burns	Ward	Shorter (WR)	Roberts	Ragsdale	Aune	C. Brown	Blair	Mose	Nwaiwu	Duncan
at Memphis	Burns	Shorter	Gumms (TE)	Roberts	Adaway	Aune	C. Brown	Blair	Mose	Nwaiwu	Duncan
FAU	Smart	Shorter	Horton (WR)	Alberding	I. Johnson	Aune	C. Brown	Blair	Mose	Nwaiwu	Duncan
LA Tech	Burns	Shorter	Gumms (TE)	Roberts	Ragsdale	Aune	C. Brown	Blair	Mose	Nwaiwu	Duncan
at UTSA	Burns	Shorter	Gumms (TE)	Roberts	Adeyi	Aune	C. Brown	Blair	Mose	Nwaiwu	Duncan
at WKU	Burns	Shorter	Ward (WR)	Roberts	Adeyi	Aune	Moreka	Blair	Mose	Nwaiwu	Duncan
FIU	Burns	Shorter	Ward (WR)	Roberts	Adeyi	Aune	Moreka	Blair	Mose	Nwaiwu	Duncan
at UAB	Burns	Shorter	Gumms (TE)	Roberts	Ragsdale	Aune	Moreka	Blair	Mose	Nwaiwu	Duncan
Rice	Burns	Shorter	Ward (WR)	Roberts	Ragsdale	Aune	Moreka	Blair	Mose	Nwaiwu	Duncan
vs. UTSA ^	Burns	Shorter	Ward (WR)	Roberts	Ragsdale	Aune	Moreka	Blair	Mose	Nwaiwu	Duncan
vs. Boise St. @	Burns	Ward	Gumms (TE)	Roberts	Ragsdale	Aune	Moreka	Blair	Mose	Carroll	Duncan

## GAME-BY-GAME DEFENSIVE STARTERS

OPPONENT	DE	NG	DT	DEVIL	MLB	WLB	EAGLE	CB	S	S	CB
at UTEP	Trieb	R. Brown	E. Jackson	Richards	KD Davis	Wood	Whitlock	Gaddie	Faulkner	Crosby	J. Davis
SMU	Trieb	R. Brown	E. Jackson	Richards	KD Davis	Nixon	Whitlock	Gaddie	Faulkner	Crosby	Texada
Texas Southern	Richards	R. Brown	Trieb	Leota	KD Davis	Nixon	Whitlock	Gaddie	Faulkner	Crosby	Texada
at UNLV	Trieb	R. Brown	Vailea	Richards	KD Davis	Nixon	Whitlock	Gaddie	Faulkner	Crosby	Z. Jackson
at Memphis	K. Johnson	R. Brown	Vailea	Richards	KD Davis	Nixon	Whitlock	Gaddie	Faulkner	Wilson	Texada
FAU	K. Johnson	R. Brown	Vailea	Richards	KD Davis	Nixon	Whitlock	Gaddie	Faulkner	Wilson	Texada
LA Tech	K. Johnson	R. Brown	Vailea	Richards	KD Davis	Wood	Whitlock	Gaddie	Faulkner	Wilson	Texada
at UTSA	K. Johnson	R. Brown	Vailea	Richards	KD Davis	Wood	Faulkner	Gaddie	Crosby	Wilson	Texada
at WKU	K. Johnson	R. Brown	Vailea	Richards	KD Davis	Wood	Whitlock	Gaddie	Faulkner	Wilson	Texada
FIU	K. Johnson	R. Brown	Vailea	Richards	KD Davis	Wood	Whitlock	Gaddie	Faulkner	Wilson	Texada
at UAB	Trieb	R. Brown	Vailea	Richards	KD Davis	Wood	Whitlock	Gaddie	Faulkner	Wilson	Texada
Rice	K. Johnson	R. Brown	Vailea	Richards	KD Davis	Wood	Whitlock	Z. Jackson	Faulkner	Wilson	Texada
vs. UTSA ^	K. Johnson	R. Brown	Vailea	Richards	KD Davis	Nixon	Whitlock	Gaddie	Faulkner	Wilson	Texada
vs. Boise State @	Trieb	R. Brown	Vailea	Richards	KD Davis	Nixon	Whitlock	Gaddie	Faulkner	Wilson	Texada

^ - 2022 Ryan C-USA Championship Game (San Antonio, TX)

@ - 2022 Frisco Bowl (Frisco, TX)



## 2022 FINAL STATISTICS

### North Texas - Game Highs

RUSHES	51	Fla. Atlantic (10/01/2022)
YARDS RUSHING	475	Louisiana Tech (10/15/2022)
YARDS PER RUSH	10.1	Louisiana Tech (10/15/2022)
TD RUSHES	4	Louisiana Tech (10/15/2022)
	4	Texas Southern (09/10/2022)
PASS ATTEMPTS	50	at Memphis (09/24/2022)
PASS COMPLETIONS	27	at Memphis (09/24/2022)
YARDS PASSING	414	FIU (11/05/2022)
YARDS PER PASS	11.8	FIU (11/05/2022)
TD PASSES	5	FIU (11/05/2022)
TOTAL PLAYS	81	SMU (09/03/2022)
TOTAL OFFENSE	671	Louisiana Tech (10/15/2022)
YARDS PER PLAY	9.9	Louisiana Tech (10/15/2022)
POINTS	59	Texas Southern (09/10/2022)
SACKS BY	7	Louisiana Tech (10/15/2022)
FIRST DOWNS	34	Texas Southern (09/10/2022)
PENALTIES	9	Fla. Atlantic (10/01/2022)
PENALTY YARDS	69	Fla. Atlantic (10/01/2022)
TURNOVERS	3	FIU (11/05/2022)
	3	at Memphis (09/24/2022)
	3	SMU (09/03/2022)
PUNTS	8	at Memphis (09/24/2022)
PUNTING AVG	51.0	FIU (11/05/2022)
LONG PUNT	56	at UTSA (12/02/2022)
PUNTS INSIDE 20	3	at UAB (11/12/2022)
	3	at Western Ky. (10/29/2022)
	3	at Memphis (09/24/2022)
LONG PUNT RETURN	10	Texas Southern (09/10/2022)

### North Texas - Individual Game Highs

RUSHES	21	Ikaika Ragsdale vs Boise St. (N) (12/17/2022)
YARDS RUSHING	135	Ayo Adeyi vs Texas Southern (09/10/2022)
TD RUSHES	2	Ikaika Ragsdale vs Boise St. (N) (12/17/2022)
	2	Oscar Adaway III vs Texas Southern (09/10/2022)
LONG RUSH	92	Ayo Adeyi vs Louisiana Tech (10/15/2022)
PASS ATTEMPTS	49	Austin Aune at Memphis (09/24/2022)
PASS COMPLETIONS	27	Austin Aune at Memphis (09/24/2022)
YARDS PASSING	414	Austin Aune vs FIU (11/05/2022)
TD PASSES	5	Austin Aune vs FIU (11/05/2022)
LONG PASS	70	Austin Aune vs FIU (11/05/2022)
	70	Austin Aune vs Texas Southern (09/10/2022)
RECEPTIONS	6	Damon Ward at UAB (11/12/2022)
	6	Roderic Burns at UTSA (10/22/2022)
	6	Roderic Burns at Memphis (09/24/2022)
YARDS RECEIVING	139	Roderic Burns at UTSA (10/22/2022)
TD RECEPTIONS	3	Jyaire Shorter vs Fla. Atlantic (10/01/2022)
LONG RECEPTION	70	Jake Roberts vs FIU (11/05/2022)
	70	Roderic Burns vs Texas Southern (09/10/2022)
PUNTS	8	Bernardo Rodriguez at Memphis (09/24/2022)
PUNTING AVG	51.0	Bernardo Rodriguez vs FIU (11/05/2022)
LONG PUNT	56	Bernardo Rodriguez at UTSA (12/02/2022)
PUNTS INSIDE 20	3	Bernardo Rodriguez at UAB (11/12/2022)
	3	Bernardo Rodriguez at Western Ky. (10/29/2022)
	3	Bernardo Rodriguez at Memphis (09/24/2022)
LONG PUNT RETURN	10	Roderic Burns vs Texas Southern (09/10/2022)
LONG KICKOFF RETURN	99	Kaylon Horton at UNLV (09/17/2022)
TACKLES	19	KD Davis vs Louisiana Tech (10/15/2022)
SACKS	3	Mazin Richards vs Louisiana Tech (10/15/2022)
TACKLES FOR LOSS	3	Mazin Richards vs Louisiana Tech (10/15/2022)



# GAME RECAPS

## NORTH TEXAS at UTEP

SUN BOWL • EL PASO, TEXAS  
AUG. 27, 2022 • ATTENDANCE: 45,971

### POSTGAME NOTES

- The Mean Green win extends their lead in the all-time series with UTEP to 20-8-3, and is their sixth straight win over UTEP, dating back to 2017.
- The season opener against C-USA foe UTEP marked the first in-conference opener for the Mean Green since 2005, when they faced Middle Tennessee and pulled off a road victory.
- The win marked the first time since 2009 the Mean Green have opened the season on the road with a double-digit win (won 20-10 at Ball State).
- When the Mean Green went to the halftime break up 14-13, it marked the first time UNT has led UTEP at halftime in El Paso since 1980.
- The Mean Green win marked the sixth straight season-opening victory.
- The win gave UNT its sixth straight win over a Conference USA opponent after winning its final five regular season games in 2021.

### SCORING SUMMARY

UNT	0	14	14	3	--	31
UTEP	0	13	0	0	--	13

2nd 13:58	UTEP	Tyrin Smith 32 Yd pass from Gavin Hardison (Gavin Baechle Kick)
10:02	UNT	Tommy Bush 7 Yd pass from Austin Aune (Ethan Mooney Kick)
5:14	UTEP	Gavin Baechle 29 Yd Field Goal
1:52	UNT	Oscar Adaway III 8 Yd Run (Ethan Mooney Kick)
:07	UTEP	Gavin Baechle 26 Yd Field Goal
3rd 10:27	UNT	Isaiah Johnson 9 Yd pass from Austin Aune (Ethan Mooney Kick)
4:32	UNT	Jake Roberts 11 Yd pass from Austin Aune (Ethan Mooney Kick)
4th 8:05	UNT	Ethan Mooney 28 Yd Field Goal

### STATISTICS

TEAM STATS	UNT	UTEP
FIRST DOWNS	24	22
RUSHES-YARDS (NET)	41-163	30-107
PASSING YDS (NET)	236	293
Passes Att-Comp-Int	29-16-0	48-21-0
TOTAL OFFENSE PLAYS-YARDS	70-399	78-400
Fumble Returns-Yards	1-0	1-0
Punt Returns-Yards	1-4	0-0
Kickoff Returns-Yards	1-12	1-22
Interception Returns-Yards	0-0	0-0
Punts (Number-Avg)	3-34.0	1-45.0
Fumbles-Lost	1-1	1-1
Penalties-Yards	6-65	5-50
Possession Time	31:23	28:37
Third-Down Conversions	6-for-12	7-for-18
Fourth-Down Conversions	1-for-1	2-for-6
Red-Zone Scores-Chances	5-for-5	2-for-3
Sacks By: Number-Yards	1-5	0-0

### INDIVIDUAL STATISTICS

**RUSHING:** UNT-Adeyi, Ayo 17-80; Johnson, Isaiah 7-37; Adaway III, Oscar 6-23; Aune, Austin 3-15; Ragsdale, Ikaika 7-10; TEAM 1-minus 2. UTEP-Awatt,Ronald 10-36; Hardison,Gavin 10-29; Hankins,Deion 8-27; Smith,Tyrin 1-14; Brownholtz,Calv 1-1.

**PASSING:** UNT-Aune, Austin 16-29-0-236. UTEP-Hardison,Gavin 21-48-0-293.

**RECEIVING:** UNT-Roberts, Jake 4-54; Burns, Roderic 3-72; Ward, Damon 3-45; Maclin, Ja'Mori 2-25; McMillan, Zhig 1-16; Johnson, Isaiah 1-9; Jackson, Bryton 1-8; Bush, Tommy 1-7. UTEP-Flores,Reynaldo 8-122; Smith,Tyrin 7-127; Akharaiyi,Kelly 3-29; Tupou,James 1-8; Dawn Jr.,Walter 1-6; Awatt,Ronald 1-1.

**INTERCEPTIONS:** UNT-None. UTEP-None.

**SACKS:** UNT - Johnson, Kadren 1.0-5. UTEP - None

**TACKLES (Total):** UNT-Davis, KD 5-3; Whitlock, Quinn 4-3; Nixon III, Larr 4-1; Gaddie, DeShawn 4-1; Texada, Ridge 4-0; Richards, Mazin 2-2; Davis, John 2-1; Faulkner, Sean- 2-1; Jackson,Enoch 2-1; Brown, Roderick 2-1; Wood, Kevin 0-3; Crosby, Keelan 2-0; Vailea, Fatafeh 2-0; Brown, Jordan 2-0; Roach, Kaghen 1-0; Johnson, Kadren 1-0; Trieb, Tom 1-0; West, Harold 0-1. UTEP-Knight,Tyrice 7-4; Hylton,Kobe 7-2; Barnes,Dennis 3-4; Allen, Josiah 5-1; Prince,Justin 4-2; Wilson Jr.,Jero 2-2; Taylor,Jadrian 2-1; Thompson,Bryton 2-1; James,Ty'Reke 2-0; Wallerstedt,Cal 1-1; Moss,Kelton 1-1; Williams,Daylon 1-0; Baptist,Darius 1-0; Trotter,Deshaun 1-0; Rudolph,Jalen 1-0; Thompson,Blake 0-1; Neal,James 0-1; Stewart,Keenan 0-1; Amaewhule,Prais 0-1; Hagopian,Joe 0-1.

## SMU vs. NORTH TEXAS

APOGEE STADIUM • DENTON, TEXAS  
SEPT. 3, 2022 • ATTENDANCE: 25,306

### POSTGAME NOTES

- The loss for the Mean Green drops their all-time record against SMU to 6-35-1 and 4-3 in Denton. It was the 100-year anniversary of the series with SMU, with the first game being played in 1922.
- Sophomore RB Isaiah Johnson (Lubbock, Texas), redshirt freshman OL Febechi Nwaiwu (Coppell, Texas) and redshirt freshman TE Var'keyes Gumms (Houston, Texas) all made their first career starts.
- Sophomore RB Oscar Adaway (North Little Rock, Ark.) rushed for 117 yards, one shy of a career-high, and a touchdown. He finished just one yard shy of setting a new career-high which was set on Sept. 5, 2020 against Houston Baptist.
- Adaway scored a touchdown on a 35-yard rush in the second quarter for his fifth career touchdown. He rushed for over 100 yards for his fourth career 100-yard game and his first since having 101 on Nov. 28, 2020 against UTSA.
- Senior OL Manase Mose (Trinity, Texas) made his 50th consecutive career start, tying the UNT career record for total starts and consecutive starts. With a start next week against Texas Southern, Mose will surpass Andy Brewster (2001-04) for the most starts in program history

### SCORING SUMMARY

SMU	14	17	7	10	--	48
UNT	0	10	0	0	--	10

1st 7:04	SMU	Tre Siggers 9 Yd Run (Rogers Kick)
3:05	SMU	Tyler Lavine 5 Yd Run (Rogers Kick)
2nd 11:14	UNT	Ethan Mooney 33 Yd Field Goal
10:58	SMU	Jordan Kerley 51 Yd pass from Tanner Mordecai (Rogers Kick)
4:52	SMU	Collin Rogers 39 Yd Field Goal
2:08	UNT	Oscar Adaway III 35 Yd Run (Ethan Mooney Kick)
1:57	SMU	Roderick Daniels Jr. 75 Yd pass from Tanner Mordecai (Rogers Kick)
3rd 3:54	SMU	Rashee Rice 24 Yd pass from Tanner Mordecai (Rogers Kick)
4th 14:16	SMU	Kelvontay Dixon 8 Yd pass from Tanner Mordecai (Jahari Rogers Kick)
6:47	SMU	Collin Rogers 32 Yd Field Goal

### STATISTICS

TEAM STATS	SMU	UNT
FIRST DOWNS	23	21
RUSHES-YARDS (NET)	32-150	47-202
PASSING YDS (NET)	426	220
Passes Att-Comp-Int	25-34-0	16-34-2
TOTAL OFFENSE PLAYS-YARDS	66-576	81-422
Fumble Returns-Yards	0-0	1-0
Punt Returns-Yards	1-(-7)	0-0
Kickoff Returns-Yards	1-48	3-44
Interception Returns-Yards	2-28	0-0
Punts (Number-Avg)	4-45.8	5-40.2
Fumbles-Lost	2-2	2-1
Penalties-Yards	4-42	6-40
Possession Time	23:56	33:53
Third-Down Conversions	7-of-13	6-of-18
Fourth-Down Conversions	0-of-0	1-of-3
Red-Zone Scores-Chances	4-of-4	1-of-4
Sacks By: Number-Yards	1-5	1-10

### INDIVIDUAL STATISTICS

**RUSHING:** SMU-Siggers,Tre 12-54; McDaniel,TJ 6-41; Wheaton,Camar 6-41; Stone,Preston 1-8; Lavine,Tyler 1-5; Epton, Jr.,Bran 3-5; Upshaw,Austin 1-3; Mordecai,Tanner 2-minus 7. UNT-Adaway III, Osc 20-117; Adeyi, Ayo 10-42; Johnson, Isaiah 8-34; Ragsdale, Ikaika 6-23; Aune, Austin 1-6; Gunnell, Grant 1-minus 5; TEAM 1-minus 15.

**PASSING:** SMU-Mordecai, Tanner 23-32-0-432; Stone,Preston 2-2-0-minus 6. UNT-Aune, Austin 14-29-2-186; Gunnell, Grant 2-5-0-34.

**RECEIVING:** SMU-Rice,Rashee 8-166; Kerley,Jordan 4-103; Daniels, Jr.,Ro 2-76; Haskin,Gage 2-41; Maryland,RJ 2-19; Dixon,Kelvontay 2-15; Upshaw,Austin 2-6; Siggers,Tre 1-4; Redding,Ben 1-2; Knox,Teddy 1-minus 6. UNT-Burns, Roderic 4-35; Roberts, Jake 3-41; Gumms, Var'Keye 2-38; Shorter, Jyaira 2-29; Johnson, Isaiah 2-11; Maclin, Ja'Mori 1-53; Bush, Tommy 1-12; Ragsdale, Ikaika 1-1.

**INTERCEPTIONS:** SMU-Roberts,Nick 1-27; Wright,Stephon 1-1. UNT-None.

**FUMBLES:** SMU-Siggers,Tre 1-1; Kerley,Jordan 1-1. UNT-TEAM 1-0; Burns, Roderic 1-1.

**SACKS:** SMU - Burns, Keke 1.0-5. UNT - Davis, KD 0.5-5; Richards, Mazin 0.5-5.

**TACKLES (Total):** SMU-Phillips, Jr.,J 5-3; Slade-Matautia, 2-6; Rogers,Jahari 4-1; Aho,Junior 2-3; Reid,Shanon 4-0; Johnson,Ar'mani 3-1; Roberson, Jr.,R 2-2; Paul,Nelson 2-2; Adimora,Chris 2-2; Roberts,Nick 1-3; Crossley,Brando 2-1; Cromartie,Chace 2-1; Palmer,Deuce 2-1; Burns,JaQwondis 0-3; Burns,Keke 2-0; Moses,Ahmad 2-0; Wiley,Gary 1-1; Smith,Isaiah 1-1; Chatman,Elijah 1-1; Nwokobia,Isaiah 0-2; Jones,Jayden 1-0; Westfall,Sam 1-0; Levelston,DeVer 1-0; Hall,Kevaris 1-0; Wright,Stephon 0-1; Brown,Darren 0-1. UNT-Trieb, Tom 6-1; Davis, KD 5-2; Crosby, Keelan 5-1; Nixon III, Larr 3-3; Richards, Mazin 3-2; Texada, Ridge 3-0; Gaddie, DeShawn 2-1; Whitlock, Quinn 2-1; Selefut, Sele 1-2; Rausaw, Kortlin 1-1; Brown, Roderick 1-1; Faulkner, Sean- 1-1; Vailea, Fatafeh 0-2; Robertson, Cam 0-2; Johnson, Kadren 0-2; Smith, Jaylen 1-0; Bush, Tommy 1-0; Brown, Jordan 1-0; West, Harold 1-0; Jackson, Zahodri 1-0; Roberts, Jake 1-0; Mooney, Ethan 1-0.

2022 REVIEW





# GAME RECAPS

## NORTH TEXAS vs. TEXAS SOUTHERN

APOGEE STADIUM • DENTON, TEXAS  
SEPT. 10, 2022 • ATTENDANCE: 15,984

### POSTGAME NOTES

- The 59 points scored marked the most for the Mean Green since scoring 77 points against Nicholls State on Sept. 20, 2014.
- The 59 points marked the 24th time in the Seth Littrell era the Mean Green have scored at least 40 points.
- The 45 points scored in the first half was the most for the Mean Green since scoring 49 points in the first half in a win over Nicholls State on Sept. 20, 2014.
- The win puts head coach Seth Littrell at 39-39 in his Mean Green tenure, and he is in sixth place on the program's all-time wins list – behind fifth-place Hayden Fry (40).
- Sophomore running back Ayo Adeyi had his first career 100-yard game with 135 yards on just 10 carries.

### SCORING SUMMARY

TEXAS SOUTHERN	3	14	7	3	--	27
UNT	10	35	7	7	--	59

1st 08:59	UNT	Mooney, Ethan 43 yd field goal
06:37	UNT	Adeyi, Ayo 59 yd run (Mooney, Ethan kick)
02:09	TSU	Garcia III, Rich 24 yd field goal
2nd 14:34	UNT	Maclin, Ja'Mori 35 yd pass from Aune, Austin (Mooney, Ethan kick)
13:02	TSU	Owens, LaDarius 39 yd run (Garcia III, Rich kick)
11:57	UNT	Shorter, Jyairé 26 yd pass from Aune, Austin (Mooney, Ethan kick)
09:34	TSU	Bennett, AJ 18 yd pass from Body, Andrew (Garcia III, Rich kick)
08:48	UNT	Burns, Roderic 70 yd pass from Aune, Austin (Mooney, Ethan kick)
05:19	UNT	Adaway III, Oscar 3 yd run (Mooney, Ethan kick)
00:32	UNT	Adaway III, Oscar 1 yd run (Mooney, Ethan kick)
3rd 09:24	UNT	Gumms, Var'Keyes 14 yd pass from Aune, Austin (Mooney, Ethan kick)
05:54	TSU	Howard, Jacorey 1 yd run (Garcia III, Rich kick)
4th 09:05	UNT	Landis, Preston 10 yd run (Mooney, Ethan kick)
03:11	TSU	Garcia III, Rich 39 yd field goal

### STATISTICS

TEAM STATS	TSU	UNT
FIRST DOWNS	27	59
RUSHES-YARDS (NET)	47-219	48-348
PASSING YDS (NET)	239	259
Passes Att-Comp-Int	19-29-0	13-24-1
TOTAL OFFENSE PLAYS-YARDS	76-458	72-607
Fumble Returns-Yards	0-0	0-0
Punt Returns-Yards	0-0	3-26
Kickoff Returns-Yards	0-0	4-84
Interception Returns-Yards	1-20	0-0
Punts (Number-Avg)	5-36.8	2-40.0
Fumbles-Lost	1-1	0-0
Penalties-Yards	10-119	5-58
Possession Time	32:09	27:51
Third-Down Conversions	6-of-14	4-of-9
Fourth-Down Conversions	0-of-1	1-of-1
Red-Zone Scores-Chances	4-of-4	4-of-5
Sacks By: Number-Yards	0-0	2-0-15

### INDIVIDUAL STATISTICS

**RUSHING:** Texas Southern-Owens, LaDarius 10-94; Body, Andrew 14-45; Howard, Jacorey 9-36; Ford, Da'Veon 3-27; Franklin, Domini 4-13; Harris, Kevin 4-7; TEAM 1-minus 1; Hill, Tison 2-minus 2. North Texas-Adeyi, Ayo 10-135; Adaway III, Oscar 17-85; Landis, Preston 8-60; Jackson, BK 5-28; Farrar, Qualon 5-25; Aune, Austin 3-15.

**PASSING:** Texas Southern-Body, Andrew 19-29-0-239. North Texas-Aune, Austin 11-19-0-218; Gunnell, Grant 2-3-1-41.

**RECEIVING:** Texas Southern-Morton, Derek 7-115; Leary, Trenton 3-43; Bennett, AJ 3-40; Achane, Tavaris 2-13; Turner, Tajarian 1-13; Williams, Jarvis 1-12; Wells, Perry 1-2; Masters, Randy 1-1. North Texas-Maclin, Ja'Mori 3-80; Ward, Damon 3-37; Gumms, Var'Keyes 3-28; Shorter, Jyairé 2-32; Burns, Roderic 1-70; Jackson, Bryson 1-12.

**INTERCEPTIONS:** Texas Southern-Cotton, Nik 1-20. North Texas-None.

**FUMBLES:** Texas Southern-Owens, LaDarius 1-1. North Texas-None.

**SACKS:** Texas Southern-None. North Texas-Nixon III, Larry 0.5-4; Leota, Sifa 0.5-4; Richards, Mazin 1.0-7.

**TACKLES (Total):** Texas Southern-Anderson, Demont 4-2; Williams, Jacob 5-0; George, Charles 3-2; Williams, Cedric 4-0; Cotton, Nik 4-0; Muhammad, Alijah 2-2; Cole, Nicholas 3-0; Hamilton, Isaiah 3-0; Harris, Nahamani 2-1; Spraggins, Kesho 2-1; Cooper, Tarik 1-2; Tucker, Derrick 2-0; Bogerty, Isaiah 2-0; Goynes, Xavier 2-0; Williams, Javious 1-1; Pippens, Vi-ramon 1-1; Wells, Perry 1-1; Simmons, Canary 1-1; McGraw, Jadrin 1-1; Henderson, Calvi 1-0; Bossier, Atravon 1-0; Garcia III, Rich 1-0; Fuller, Raheme 1-0; Hardman, Josiah 1-0; Harris, Kevin 1-0; Charlo, Kenien 0-1; Taylor, Nicholas 0-1; Chance, Isaiah 0-1. North Texas-Nixon III, Larry 6-9; Davis, KD 6-4; Brown, Jordan 2-7; Faulkner, Sean-Thomas 3-3; Richards, Mazin 4-1; Gaddie, DeShawn 2-3; Brown, Roderick 2-2; Vailea, Fatafehi 1-3; Texada, Ridge 3-0; Crosby, Keelan 1-2; Leota, Sifa 1-2; Trieb, Tom 1-1; West, Harold 1-1; Smith, Jaylen 1-1; Robertson, Cam 1-1; Jackson, Zahodri 1-0; Gunnell, Grant 1-0; Thompson, Leronzo 0-1; Selefuti, Sele 0-1; Roach, Kaghen 0-1; Rausaw, Kortlin 0-1.

## NORTH TEXAS at UNLV

ALLEGIAN STADIUM • LAS VEGAS, NEVADA  
SEPT. 17, 2022 • ATTENDANCE: 19,623

### POSTGAME NOTES

- Junior DB Kaylor Horton had a 99-yard kickoff return for a touchdown for his fourth career touchdown (Two KR, one PR, one receiving) and his first with the Mean Green.
- It was the first kickoff return for a touchdown by a UNT player since Deion Hair-Griffin had a 96-yard TD on August 31, 2019 against ACU.
- Sophomore RB Oscar Adaway scored a receiving touchdown in the second quarter for his first career receiving TD. Adaway has now scored a touchdown in four consecutive games to start the season and has five overall (four rushing, one receiving).
- He is the first UNT player to score a touchdown in four straight games to start a season since Jaelon Darden found the end zone in every game of 2020.
- Junior QB Austin Aune finished the game 17 for 29 with 305 yards and two touchdowns. Aune now has nine touchdown passes this season to eight different receivers.
- Junior WR Roderic Burns caught a season-high five passes for 98 yards in the contest. Burns has now caught at least one pass in 20 consecutive games for the Mean Green.

### SCORING SUMMARY

UNT	10	10	7	0	--	27
UNLV	9	14	14	21	--	58

1st 11:36	UNLV	Williams, Kyle 23 yd pass from Brumfield, Doug (Gutierrez, Danie kick)
11:21	UNT	Horton, Kaylor 99 yd kickoff return (Mooney, Ethan kick)
08:17	UNLV	TEAM safety
01:49	UNT	Mooney, Ethan 31 yd field goal
2nd 08:43	UNLV	Robbins, Aidan 2 yd run (Gutierrez, Danie kick)
07:18	UNLV	Robbins, Aidan 33 yd run (Gutierrez, Danie kick)
02:48	UNT	Adaway III, Osc 7 yd pass from Aune, Austin (Mooney, Ethan kick)
00:00	UNT	Mooney, Ethan 20 yd field goal
3rd 11:55	UNLV	Brumfield, Doug 29 yd run (Gutierrez, Danie kick)
11:09	UNT	Gumms, Var'Keye 54 yd pass from Aune, Austin (Mooney, Ethan kick)
07:08	UNLV	Brumfield, Doug 8 yd run (Gutierrez, Danie kick)
4th 12:42	UNLV	Robbins, Aidan 1 yd run (Gutierrez, Danie kick)
07:01	UNLV	White, Ricky 9 yd pass from Brumfield, Doug (Gutierrez, Danie kick)
00:42	UNLV	Oliver, Cameron 20 yd interception return (Gutierrez, Danie kick)

### STATISTICS

TEAM STATS	UNT	UNLV
FIRST DOWNS	20	28
RUSHES-YARDS (NET)	39-169	51-365
PASSING YDS (NET)	305	211
Passes Att-Comp-Int	17-30-2	21-27-0
TOTAL OFFENSE PLAYS-YARDS	69-474	78-576
Fumble Returns-Yards	0-0	0-0
Punt Returns-Yards	1-3	0-0
Kickoff Returns-Yards	1-99	2-48
Interception Returns-Yards	0-0	2-20
Punts (Number-Avg)	2-58.0	4-46.0
Fumbles-Lost	0-0	0-0
Penalties-Yards	3-25	6-50
Possession Time	21:18	38:42
Third-Down Conversions	3-for-11	9-for-15
Fourth-Down Conversions	1-for-4	2-for-2
Red-Zone Scores-Chances	3-for-5	4-for-4
Sacks By: Number-Yards	1-6	1-10

### INDIVIDUAL STATISTICS

**RUSHING:** North Texas-Adeyi, Ayo 11-73; Adaway III, Osc 14-73; Ragsdale, Ikaika 5-16; Johnson, Isaiah 6-11; Jackson, BK 1-7; Aune, Austin 2-minus 11. UNLV-Robbins, Aidan 29-227; Brumfield, Doug 12-100; Reese, Courtney 7-37; Young-Humphrey 3-1.

**PASSING:** North Texas-Aune, Austin 17-29-2-305; TEAM 0-1-0-0. UNLV-Brumfield, Doug 21-27-0-211.

**RECEIVING:** North Texas-Burns, Roderic 5-98; Shorter, Jyairé 4-90; Gumms, Var'Keyes 2-71; Ward, Damon 2-18; Adaway III, Osc 2-7; Johnson, Isaiah 1-13; Roberts, Jake 1-8. UNLV-Williams, Kyle 8-69; White, Ricky 7-76; Williams, Nick 2-59; Weimer, Jeff 2-3; Zeon III, Shelto 1-5; Robbins, Aidan 1-minus 1.

**INTERCEPTIONS:** North Texas-None. UNLV-Oliver, Cameron 1-20; Morgan, Jordyn 1-0.

**FUMBLES:** North Texas-None. UNLV-None.

**SACKS:** North Texas-Brown, Roderick 1.0-6. UNLV-Williams, Jerree 1.0-10.

**TACKLES (Total):** North Texas-Faulkner, Sean 6-6; Whitlock, Quinn 2-7; Gaddie, DeShawn 6-2; Davis, KD 6-2; Nixon III, Larr 4-3; Richards, Mazin 1-5; Brown, Jordan 3-2; Trieb, Tom 3-1; Jackson, Zahodr 3-1; Wilson, Logan 1-3; Crosby, Keelan 1-3; Brown, Roderick 2-1; Vailea, Fatafehi 1-2; Texada, Ridge 2-0; Robertson, Cam 1-1; Smith, Jaylen 0-2; Rausaw, Kortlin 1-0; Johnson, Robert 1-0; Johnson, Kadren 0-1; Leota, Sifa 0-1; Thompson, Leron 0-1. UNLV-Aj-ake, Austin 3-9; Baldwin, Johnath 6-1; Williams, Jerree 5-2; Beaudry, Kyle 4-3; Williams, Nohl 3-4; Morgan, Jordyn 4-2; Thompkins, Fred 3-2; Oliver, Cameron 4-0; Plant Jr., Adam 1-3; Malakius, Tavis 0-4; Muavesi, Waisale 1-2; Shelton, Elijah 1-2; McDuffie, Marsel 1-1; Enimare, Eliel 1-0; Williams, Kris 0-1.

2022 REVIEW





# GAME RECAPS

## NORTH TEXAS at MEMPHIS

SIMMONS BANK LIBERTY STADIUM • MEMPHIS, TENN.  
SEPT. 24, 2022 • ATTENDANCE: 23,203

### POSTGAME NOTES

- Senior OL Manase Mose (Eules, Texas) made his 53rd straight start and is the program's all-time leader for most career starts at North Texas. The center has started every game of his career and is in his fifth season with the Mean Green.
- Junior defensive lineman Kadren Johnson (Lewisville, Texas) and sophomore defensive back Logan Wilson (Dallas) made their first career starts for the Mean Green.
- Junior AP player Kaylon Horton (Houston) finished the day with one catch for 24 yards and a 5-yard touchdown run and 132 all-purpose yards with his 105 yards in kickoff returns.
- It was the fifth touchdown of Horton's career and first rushing score. Horton has now scored on a kickoff return, punt return, rush and reception.

### SCORING SUMMARY

UNT	10	3	7	14	--	34
MEMPHIS	6	14	7	17	--	44

1st 11:21	UNT	Mooney, Ethan 25 yd field goal
03:30	MEM	Prieskorn,Caden 9 yd pass from Henigan (Howard,Chris kick failed)
02:12	UNT	Shorter, Jyaire 20 yd pass from Aune (Mooney, Ethan kick)
2nd 11:50	MEM	Ivory,Javon 18 yd pass from Henigan (Howard,Chris kick)
07:39	MEM	Thomas,Brandon 2 yd run (Howard,Chris kick)
00:00	UNT	Mooney, Ethan 36 yd field goal
3rd 13:35	MEM	Allen,Jaylon 39 yd INT return (Howard,Chris kick)
07:38	UNT	Ward, Damon 11 yd pass from Aune (Mooney, Ethan kick)
4th 14:20	MEM	Xavien Cullens 0 yd INT return (Howard,Chris kick)
11:33	MEM	Thomas,Brandon 2 yd run (Howard,Chris kick)
10:50	UNT	Maclin, Ja'Mori 41 yd pass from Aune (Mooney, Ethan kick)
04:16	MEM	Howard,Chris 36 yd field goal
02:31	UNT	Horton, Kaylon 5 yd run (Mooney, Ethan kick)

### STATISTICS

TEAM STATS	UNT	MEM
FIRST DOWNS	23	19
RUSHES-YARDS (NET)	30-102	44-193
PASSING YDS (NET)	371	141
Passes Att-Comp-Int	27-50-2	19-29-1
TOTAL OFFENSE PLAYS-YARDS	80-473	73-334
Fumble Returns-Yards	0-0	0-0
Punt Returns-Yards	2-6	2-16
Kickoff Returns-Yards	5-118	3-81
Interception Returns-Yards	1-3	2-39
Punts (Number-Avg)	8-40.4	8-49.2
Fumbles-Lost	1-1	1-0
Penalties-Yards	3-24	4-36
Possession Time	27:15	32:45
Third-Down Conversions	3-for-15	2-for-12
Fourth-Down Conversions	0-for-1	0-for-1
Red-Zone Scores-Chances	5-for-5	5-for-5
Sacks By: Number-Yards	3-14	2-15

### INDIVIDUAL STATISTICS

**RUSHING:** North Texas-Adaway III, Oscar 12-46; Adeyi, Ayo 6-30; Ragsdale, Ikaika 3-26; Horton, Kaylon 2-3; TEAM 1-0; Aune, Austin 6-minus 3. Memphis-Thomas,Brandon 15-84; Henigan,Seth 10-54; Martin,Asa 8-37; Ducker,Jevyon 9-27; TEAM 2-minus 9.

**PASSING:** North Texas-Aune, Austin 27-49-2-371; TEAM 0-1-0-0. Memphis-Henigan,Seth 19-29-1-141.

**RECEIVING:** North Texas-Burns, Roderic 6-58; Smart, Jordan 5-82; Maclin, Ja'Mori 3-81; Roberts, Jake 3-25; Shorter, Jyaire 2-38; Ward, Damon 2-26; Horton, Kaylon 1-24; Bush, Tommy 1-15; Adaway III, Oscar 1-11; Gumms, Var'Keyes 1-7; Adeyi, Ayo 1-3; Ragsdale, Ikaika 1-1. Memphis-Prieskorn,Caden 4-22; Martin,Asa 4-20; Drake,Koby 3-41; Lewis,Eddie 2-18; Rogers,Gabriel 2-7; Ivory,Javon 1-18; Taylor,Roc 1-8; Thomas,Brandon 1-4; Hassell,John 1-3.

**INTERCEPTIONS:** North Texas-Whitlock, Quinn 1-3. Memphis-Allen,Jaylon 1-39; Cullens,Xavier 1-0.

**SACKS:** North Texas-Brown, Jordan 1.0-5; Leota, Sifa 1.0-1; Richards, Mazin 0.5-4; Brown, Roderick 0.5-4. Memphis-Ducksouth, Wardalis 1.0-8; Allen, Jaylon 1.0-7.

**TACKLES (Total):** North Texas-Davis, KD 6-4; Brown, Jordan 6-2; Nixon III, Larry 3-3; Whitlock, Quinn 2-4; Faulkner, Sean-Thomas 1-5; Richards, Mazin 4-1; Gaddie, DeShawn 3-2; Vailea, Fatafehi 3-2; Robertson, Cam 2-1; Wilson, Logan 2-0; Johnson, Kadren 2-0; Texada, Ridge 1-1; Brown, Roderick 1-1; Smith, Jaylen 0-2; Drummond, Bryce 1-0; Rausaw, Kortlin 1-0; Leota, Sifa 1-0; Thompson, Loronzo 1-0; Kropp, Carson 0-1; Roach, Kaghen 0-1. Memphis-Johnson,Quindell 7-2; Cullens,Xavier 4-4; Evans,Cincir 5-2; Rubin,Greg 4-2; Cantin-Arku,Geo 4-1; Hastings,Josh 3-1; Whitlow Jr.,Wil 2-2; Ducksouth,Ward 2-1; Williams,Joel 2-0; Ross,Davion 1-1; Hamilton,Cormon 1-1; Murray,Tyler 1-1; Allen,Jaylon 1-1; Smith,Cameron 1-0; Norwood,Joe 1-0; Barnett,Julian 1-0; Brockington,Zy 0-1; Oliver,Sylvonta 0-1; Jackson,Cam'Ron 0-1.

## FAU vs. NORTH TEXAS

APOGEE STADIUM • DENTON, TEXAS  
OCT. 1, 2022 • ATTENDANCE: 18,274

### POSTGAME NOTES

- The Mean Green have now won six of the last eight matchups with FAU dating back to 2010.
- The win puts head coach Seth Littrell at 40-41 in his Mean Green tenure and moves into a tie for fifth on the program's all-time wins list with Hayden Fry
- In the Littrell era, the Mean Green are now 25-0 when scoring at least 40 points
- DB Ridge Texada had two interceptions including a 58-yd return for a touchdown. It was the first interception return for a touchdown for UNT since Kemon Hall's against Arkansas on Sept. 15, 2018. He was the first UNT player with two interceptions since DeShawn Gaddie in 2020 vs. UTEP.

### SCORING SUMMARY

FAU	7	14	0	7	--	28
UNT	7	21	14	3	--	45

1st 11:17	UNT	Shorter, Jyaire 25 yd pass from (Mooney, Ethan kick)
07:46	FAU	Perry,N'Kosi 12 yd run (Suarez,Morgan kick)
2nd 14:56	UNT	Shorter, Jyaire 2 yd pass from (Mooney, Ethan kick)
05:36	UNT	Shorter, Jyaire 25 yd pass from (Mooney, Ethan kick)
03:24	FAU	Young,Teja 64 yd INT: INT: (Suarez,Morgan kick)
00:09	FAU	McCammon,Larry 35 yd pass from (Suarez,Morgan kick)
3rd 09:56	UNT	Ragsdale, Ikaika 1 yd run (Mooney, Ethan kick)
08:23	UNT	Johnson, Isaiiah 1 yd run (Mooney, Ethan kick)
4th 14:44	FAU	Wester,LaJohnta 13 yd pass from (Suarez,Morgan kick)
03:59	UNT	Mooney, Ethan 43 yd field goal
2nd 09:22	UNT	Texada, Ridge 58 yd INT: INT: (Mooney, Ethan kick)

### STATISTICS

TEAM STATS	FAU	UNT
FIRST DOWNS	24	21
RUSHES-YARDS (NET)	29-137	51-300
PASSING YDS (NET)	295	181
Passes Att-Comp-Int	26-50-2	15-21-1
TOTAL OFFENSE PLAYS-YARDS	432	481
Fumble Returns-Yards	0-0	2-1
Punt Returns-Yards	0-(-1)	1-5
Kickoff Returns-Yards	1-12	5-81
Interception Returns-Yards	1-64	2-60
Punts (Number-Avg)	6-43.2	5-40.8
Fumbles-Lost	0-0	2-1
Penalties-Yards	3-14	9-69
Possession Time	26:26	33:34
Third-Down Conversions	8-for-19	4-of-12
Fourth-Down Conversions	1-for-2	1-for-1
Red-Zone Scores-Chances	2-for-4	3-for-3
Sacks By: Number-Yards	2-4	1-10

### INDIVIDUAL STATISTICS

**RUSHING:** Fla. Atlantic-McCammon,Larry 15-79; Mobley,Zuberi 7-27; Perry,N'Kosi 5-27; Posey,Javon 1-5; Wester,La-Johnta 1-minus 1. North Texas-Ragsdale, Ikaika 16-119; Adeyi, Ayo 6-75; Adaway III, Oscar 16-71; Johnson, Isaiiah 6-17; Earle, Stone 2-10; Aune, Austin 4-9; TEAM 1-minus 1.

**PASSING:** Fla. Atlantic-Perry,N'Kosi 26-50-2-295. North Texas-Aune, Austin 14-20-1-180; Earle, Stone 1-1-0-1.

**RECEIVING:** Fla. Atlantic-Wester,LaJohntay 10-113; Burton,Je'Quan 6-61; Edrine,Jahmal 4-42; Young,Jordan 3-31; McCammon,Larry 2-43; Johnson,Tony 1-5. North Texas-Burns, Roderic 3-69; Shorter, Jyaire 3-52; Gumms, Var'Keyes 3-22; Smart, Jordan 2-7; Roberts, Jake 1-20; Horton, Kaylon 1-8; Johnson, Isaiiah 1-2; Adaway III, Oscar 1-1.

**INTERCEPTIONS:** Fla. Atlantic-Young,Teja 1-64. North Texas-Texada, Ridge 2-118.

**SACKS:** Fla. Atlantic-Jones,Chris 1.0-2; Latrell,Jean 1.0-2.

**TACKLES (Total):** Fla. Atlantic-Young,Teja 8-3; Adams,Armani 6-2; Toombs,Dwight 6-2; Jean,Latrell 5-0; Williams,Eddie 2-3; McRae,Jaleel 4-0; McKithen,Justin 4-0; Wester,Jaylen 3-0; Jones,Chris 2-1; Merrifield,Jaco 1-2; Hill,Jahbari 2-0; Joseph,Morven 1-1; Hawthorne,Decar 0-2; Pettway,Jamie 1-0; McBride,Courtne 1-0; Dean,Kelvin 1-0; Boselli,Adam 1-0; Krakue,Marlon 1-0; Wansley,Amari 1-0; Perry,N'Kosi 1-0; Mungin,Romain 1-0; McCammon,Larry 1-0; Hill,Daedae 0-1; Moore,Josh 0-1; Williams,Jayden 0-1; Joyner,Jaylen 0-1. North Texas-Davis, KD 4-6; Nixon III, Larry 4-6; Faulkner, Sean-Thomas 4-2; Vailea, Fatafehi 2-3; Texada, Ridge 4-0; Whitlock, Quinn 2-2; Richards, Mazin 3-0; Gaddie, DeShawn 1-2; Leota, Sifa 0-3; Wilson, Logan 2-0; Johnson, Kadren 0-2; Brown, Roderick 0-2; Johnson, Robert 1-0; Smith, Jaylen 1-0; Jackson,Enoch 1-0; Rausaw,Kortlin 1-0; West, Harold 1-0; Adeyi, Ayo 1-0.

2022 REVIEW



# GAME RECAPS

## NORTH TEXAS vs. LA TECH

APOGEE STADIUM • DENTON, TEXAS  
OCT. 15, 2022 • ATTENDANCE: 16,590

### POSTGAME NOTES

- The win was the eighth straight against a Conference USA foe, dating back to last season, which is the longest for the Mean Green in the C-USA era and longest since they won 26 straight Sun Belt games from Oct. 13, 2001-Sept. 10, 2005.
- The eight straight conference wins puts UNT third nationally for longest active conference winning streak.
- The Mean Green's 475 rushing yards set a new program rushing record for a single game. The total is the fifth-most in Conference USA history and the second most by a FBS team thus far in 2022.
- The win moves UNT to 4-3 on the season, marking the first time since 2017 the team has been 4-3 after seven games and the first time since 2017 the Mean Green have started Conference USA play 3-0.

### SCORING SUMMARY

LA TECH	3	14	10	0	--	27
UNT	14	13	7	13	--	47

1st 11:54	UNT	Ragsdale, Ikaika 1 yd run (Cayton,Chris kick)
06:35	LT	Buchanan,Buck 46 yd field goal
03:52	UNT	Shorter, Jyaire 51 yd pass from Aune, Austin (Cayton,Chris kick)
2nd 13:15	UNT	Adeyi, Ayo 92 yd run (Cayton,Chris kick)
10:10	LT	Magee,Tahj 34 yd pass from McNeil,Parker (Barnes,Jacob kick)
04:34	UNT	Adaway III, Oscar 1 yd run (Cayton,Chris kick blocked)
02:11	LT	Garner,Greg 1 yd run (Barnes,Jacob kick)
3rd 09:47	LT	Barnes,Jacob 23 yd field goal
04:59	UNT	Gumms, Var'Keyes 20 yd pass from Aune, Austin (Mooney, Ethan kick)
01:19	LT	Harris,Tre 58 yd pass from McNeil,Parker (Barnes,Jacob kick)
4th 13:02	UNT	Mooney, Ethan 30 yd field goal
10:18	UNT	Horton, Kaylon 66 yd run (Mooney, Ethan kick)
01:18	UNT	Mooney, Ethan 20 yd field goal

### STATISTICS

TEAM STATS	LT	UNT
FIRST DOWNS	22	27
RUSHES-YARDS (NET)	38-80	47-475
PASSING YDS (NET)	424	196
Passes Att-Comp-Int	26-37-0	11-21-1
TOTAL OFFENSE PLAYS-YARDS	75-504	68-671
Fumble Returns-Yards	0-0	0-0
Punt Returns-Yards	0-0	0-0
Kickoff Returns-Yards	2-22	1-14
Interception Returns-Yards	1-0	0-0
Punts (Number-Avg)	4-41.2	2-43.0
Fumbles-Lost	2-0	1-0
Penalties-Yards	9-86	8-67
Possession Time	33:22	25:06
Third-Down Conversions	8-of-17	5-of-12
Fourth-Down Conversions	1-of-2	3-of-3
Red-Zone Scores-Chances	2-2	5-5
Sacks By: Number-Yards	0-0	7.0-39

### INDIVIDUAL STATISTICS

**RUSHING:** Louisiana Tech-Crosby,Marquis 9-46; Thornton,Charvi 6-25; Harris,Tre 2-14; Garner,Greg 8-12; Allen,Cyrus 1-8; Magee,Tahj 1-0; McNeil,Parker 11-minus 25. North Texas-Adeyi, Ayo 7-122; Adaway III, Oscar 16-113; Horton, Kaylon 3-97; Johnson, Isaiah 13-77; Ragsdale, Ikaika 7-62; Aune, Austin 1-4.

**PASSING:** Louisiana Tech-McNeil,Parker 26-37-0-424. North Texas-Aune,Austin 11-20-1-196; Ward, Damon 0-1-0-0.

**RECEIVING:** Louisiana Tech-Harris,Smoke 10-156; Harris,Tre 6-129; Magee,Tahj 4-58; Allen,Cyrus 2-40; Maxwell,Kyle 2-23; Jones,Nate 1-11; Thornton,Charvi 1-7. North Texas-Gumms, Var'Keyes 4-59; Ragsdale, Ikaika 2-16; Shorter, Jyaire 1-51; Smart, Jordan 1-29; Roberts, Jake 1-24; Adaway III, Oscar 1-10; Ward, Damon 1-7.

**INTERCEPTIONS:** Louisiana Tech-Williamson,BeeJay 1-0. North Texas-None.

**SACKS:** Louisiana Tech-None. North Texas-Richards, Mazin 3-0; Brown, Roderick 2-1; Trieb, Tom 0-1; Robertson, Cam 1-0.

**TACKLES (Total):** Louisiana Tech-Cole,Jaiden 7-2; Williamson,BeeJay 5-3; Singleton,Cecil 5-2; Morrison,Khairy 4-1; Carabin,Maki 4-0; Davis,Hugh 3-1; Roberts,Willie 2-2; Mason,Myles 2-2; Lyles,Rasheed 3-0; Hall,Deshon 2-1; Rose,Keivie 1-1; Fisher,Kershawn 1-1; Turner,Marquall 1-0; Brooks,Myles 1-0; Burnett,J'Dan 1-0; TEAM 1-0; Clark,Mykol 0-1; Washington,Jori 0-1; Mason,Joseph 0-1; Ard,Christian 0-1. North Texas-Davis, KD 11-8; Wood, Kevin 5-6; Richards, Mazin 9-0; Wilson, Logan 4-3; Brown, Roderick 3-1; Faulkner, Sean-Thomas 2-2; Whitlock, Quinn 1-2; Johnson,Kadren 0-3; Gaddie, DeShawn 2-0; Trieb, Tom 0-2; Thompson, Loronzo 1-0; Nixon III, Larry 1-0; Robertson, Cam 1-0; Leota, Sifa 1-0; Brown, Jordan 1-0; Rausaw, Kortlin 1-0; Texada, Ridge 1-0; Vailea, Fatafehi 0-1; Crosby, Keelan 0-1; Smith, Patrick 0-1.

## NORTH TEXAS at UTSA

ALAMODOME • SAN ANTONIO, TEXAS  
OCT. 22, 2022 • ATTENDANCE: 27,122

### POSTGAME NOTES

- The Mean Green loss evens the all-time series 5-5, after North Texas entered the game having won four of the previous five meetings against the Roadrunners.
- After rushing for a program record 475 yards last week, North Texas rushed for 22 yards as a team in the loss.
- Since 2000, the Mean Green are 0-29 in games where they failed to rush for 50 yards.
- North Texas has 16 touchdown-scoring drives of less than two minutes this season, including two on Saturday.
- Senior LB KD Davis (Ennis, Texas) finished the day with 12 tackles, including six solo stops, a half-sack and a half-tackle for-loss. He now has 41 tackles over the past three games.

### SCORING SUMMARY

UNT	6	0	7	14	--	27
UTSA	0	3	7	21	--	31

1st 13:11	UNT	Mooney, Ethan 49 yd field goal
00:08	UNT	Mooney, Ethan 40 yd field goal
2nd 03:21	UTSA	Sackett,Jared 32 yd field goal
3rd 09:26	UTSA	Brady,Brenden 3 yd run (Sackett,Jared kick)
08:06	UNT	Roberts, Jake 19 yd pass from Aune, Austin (Mooney, Ethan kick)
4th 13:09	UTSA	Brady,Brenden 1 yd run (Sackett,Jared kick)
09:35	UNT	Gumms, Var'Keyes 44 yd pass from Aune, Austin (Mooney, Ethan kick)
02:36	UTSA	Cephus,Joshua 6 yd pass from Harris, Frank (Sackett,Jared kick)
01:38	UNT	Johnson, Isaiah 1 yd pass from Aune, Austin (Mooney, Ethan kick)
00:15	UTSA	Clark,De'Corian 10 yd pass from Harris, Frank (Sackett,Jared kick)

### STATISTICS

TEAM STATS	UNT	UTSA
FIRST DOWNS	13	32
RUSHES-YARDS (NET)	21-22	54-257
PASSING YDS (NET)	325	238
Passes Att-Comp-Int	31-15-1	40-27-1
TOTAL OFFENSE PLAYS-YARDS	52-347	94-495
Fumble Returns-Yards	0-0	0-0
Punt Returns-Yards	1-1	1-2
Kickoff Returns-Yards	3-46	0-0
Interception Returns-Yards	1-6	1-0
Punts (Number-Avg)	5-39.2	3-45.7
Fumbles-Lost	0-0	1-0
Penalties-Yards	8-68	5-45
Possession Time	21:40	38:20
Third-Down Conversions	7-15	10-18
Fourth-Down Conversions	2-2	5-6
Red-Zone Scores-Chances	2-2	4-6
Sacks By: Number-Yards	4-28	2-11

### INDIVIDUAL STATISTICS

**RUSHING:** North Texas-Adaway III, Oscar 10-20; Ragsdale, Ikaika 4-10; Adeyi, Ayo 2-2; Horton, Kaylon 1-0; Aune, Austin 4-minus 10. UTSA-Brady,Brenden 19-112; Harris, Frank 16-75; Barnes,Kevorian 10-54; Smith,Trelon 6-3; TEAM 1-minus 1; Cephus,Joshua 2-minus 9.

**PASSING:** North Texas-Aune, Austin 15-31-1-325. UTSA-Harris, Frank 27-39-1-238; Franklin,Zakhar 0-1-0-0.

**RECEIVING:** North Texas-Burns, Roderic 6-139; Gumms, Var'Keye 3-92; Smart, Jordan 2-9; Shorter, Jyaire 1-58; Roberts, Jake 1-19; Ward, Damon 1-7; Johnson, Isaiah 1-1. UTSA-Cephus,Joshua 11-88; Clark,De'Corian 6-54; Franklin,Zakhar 6-21; Cardenas,Oscar 3-57; Dishman,Dan 1-18.

**INTERCEPTIONS:** North Texas-Texada, Ridge 1-6. UTSA-Mayfield Jr.,Co 1-0.

**SACKS:** North Texas-Richards, Mazin 1-1; Jackson, Enoch 1-0; Rausaw, Kortlin 0-1; Davis, KD 0-1; Nixon III, Larr 0-1. UTSA-Taylor,Dadrian 1-0; Bell II,Trumane 1-0.

**TACKLES (Total):** North Texas-Davis, KD 6-6; Richards, Mazin 7-4; Wood, Kevin 3-8; Faulkner, Sean-Thomas 6-3; Crosby, Keelan 6-3; Wilson, Logan 4-4; Texada, Ridge 5-1; Brown, Roderick 1-5; Vailea, Fatafehi 0-6; Nixon III, Larry 2-3; Gaddie, DeShawn 2-2; Leota, Sifa 1-3; Rausaw, Kortlin 0-4; Johnson,Kadren 1-2; Smith, Jaylen 1-1; Jackson, Enoch 1-1; Trieb, Tom 1-0. UTSA-Chattman,Cliffo 4-5; Nwachuku,Kelech 4-1; Mayfield Jr.,Co 3-1; Fortune,Nicktro 2-2; Ligon, Jamal 1-3; Taylor,Dadrian 1-2; Griffin,Dywan 2-0; Robinson,Ken 1-1; Simon,Asyrus 0-2; Morris,Avery 0-2; Player,Xavier 0-2; French,Martaviu 0-2; Harmanson,Trevo 0-2; Booker-Brown,Ni 0-2; Taylor,Donyai 1-0; Smith,Trelon 1-0; Bell II,Trumane 1-0; Clayton,Christi 0-1; Leonard,Tai 0-1; McDougle,Lamont 0-1; Robinson,Jimmor 0-1; Baty,Walker 0-1; Clark,De'Corian 0-1; Moore,Trey 0-1.

2022 REVIEW



# GAME RECAPS

## NORTH TEXAS at WKU

HOUCHEMS INDUSTRIES-LT SMITH STADIUM • BOWLING GREEN, KY.  
OCT. 29, 2022 • ATTENDANCE: 17,194

### POSTGAME NOTES

- UNT has now won nine of its last 10 Conference USA games.
- The Mean Green win gives them a 5-4 nod in the all-time series, and it's the first UNT win in the last five meetings between the schools.
- The Mean Green improved to 27-0 in the Seth Littrell era when scoring at least 40 points and 16-0 when holding the opponent to less than 20 points.
- North Texas has 18 touchdown-scoring drives of less than two minutes this season, including two against WKU.
- The UNT defense on the road this season has not allowed the opponent to get out of the gate quickly. The Mean Green have only allowed 15 total points in the first quarter of their four road games, an average of just 3.8 points.

### SCORING SUMMARY

UNT	17	3	0	20	--	40
WKU	7	6	0	0	--	13

1st	11:39	UNT	Horton, Kaylon 28 yd pass from Aune, Austin (Mooney, Ethan kick)
	08:24	UNT	Ward, Damon 56 yd pass from Aune, Austin (Mooney, Ethan kick)
	05:44	WKU	Simon, Joshua 5 yd pass from Reed, Austin (Narveson, Brayden kick)
	01:30	UNT	Mooney, Ethan 39 yd field goal
2nd	14:51	WKU	Narveson, Brayden 43 yd field goal
	01:28	WKU	Narveson, Brayden 32 yd field goal
	00:00	UNT	Mooney, Ethan 20 yd field goal
4th	14:11	UNT	Ragsdale, Ikaika 5 yd pass from Aune, Austin (Mooney, Ethan kick blocked)
	08:57	UNT	Adeyi, Ayo 39 yd run (Mooney, Ethan kick)
	02:08	UNT	Ragsdale, Ikaika 11 yd run (Mooney, Ethan kick)

### STATISTICS

TEAM STATS	UNT	WKU
FIRST DOWNS	25	23
RUSHES-YARDS (NET)	36-196	30-146
PASSING YDS (NET)	340	320
Passes Att-Comp-Int	30-21-0	49-29-1
TOTAL OFFENSE PLAYS-YARDS	66-536	79-466
Fumble Returns-Yards	1-0	0-0
Punt Returns-Yards	0-0	2-1
Kickoff Returns-Yards	2-41	2-42
Interception Returns-Yards	1-11	0-0
Punts (Number-Avg)	5-40.6	4-46.0
Fumbles-Lost	0-0	2-1
Penalties-Yards	5-40	9-72
Possession Time	29:05	30:55
Third-Down Conversions	5 of 12	8 of 17
Fourth-Down Conversions	0 of 0	1 of 2
Red-Zone Scores-Chances	3 of 3	2 of 3
Sacks By: Number-Yards	2-17	1-7

### INDIVIDUAL STATISTICS

**RUSHING:** North Texas-Adeyi, Ayo 10-72; Ragsdale, Ikaika 11-61; Adaway III, Oscar 7-35; Earle, Stone 3-20; Roberts, Jake 1-10; Burns, Roderic 1-3; Aune, Austin 3-minus 5. Western Ky.-Sanders, L.T. 13-76; Ervin-Poindexter 11-53; Mathison, Michael 1-13; Reed, Austin 4-4.

**PASSING:** North Texas-Aune, Austin 20-28-0-322; Earle, Stone 2-2-0-23. Western Ky.-Reed, Austin 29-49-1-320.  
**RECEIVING:** North Texas-Roberts, Jake 5-47; Ward, Damon 4-101; Horton, Kaylon 3-40; Maclin, Ja'Mori 2-61; Gumms, Var'Keyes 2-30; Ragsdale, Ikaika 2-12; Burns, Roderic 1-25; Smart, Jordan 1-10; Shorter, Jyaire 1-10; Adeyi, Ayo 1-9. Western Ky.-Corley, Malachi 8-97; Hall, Jaylen 6-96; Davis, Daewood 5-63; Mathison, Michael 4-58; Ervin-Poindexter 2-1; Simon, Joshua 1-5; Sanders, L.T. 1-2; Bejan, Joey 1-0; Smith, Dalvin 1-minus 2.

**INTERCEPTIONS:** North Texas-Wilson, Logan 1-11. Western Ky.-None.

**SACKS:** North Texas-Johnson, Kadren 2.0-17. Western Ky.-Evans, Ja'Ques 1.0-7

**TACKLES (Total):** North Texas-Richards, Mazin 6-3; Whitlock, Quinn 5-3; Faulkner, Sean-Thomas 3-3; Wood, Kevin 3-3; Davis, KD 3-3; Nixon III, Larry 4-1; Gaddie, DeShawn 4-1; Wilson, Logan 3-2; Texada, Ridge 3-0; Brown, Jordan 0-3; Johnson, Kadren 2-0; West, Harold 1-1; Brown, Roderick 1-1; Trieb, Tom 1-1; Robertson, Cam 1-1; Rausaw, Kortlin 0-2; Leota, Sifa 1-0; Vailea, Fatafehi 1-0; Smith, Jaylen 0-1; Smith, Patrick 0-1; Burns, Roderic 0-1; Thompson, Loranzo 0-1; Crosby, Keelan 0-1; Kropp, Carson 0-1. Western Ky.-Evans, Ja'Ques 7-8; Oliver, Kaleb 4-1; Simpkins, Kendri 4-1; Smith, Derrick 4-1; Stout, Upton 4-0; Hunter, Jaden 3-1; Shipp, Darius 3-1; Hailassie, Kahle 3-1; Hernandez, Loren 2-0; Jones, Juvuan 1-1; Brathwaite, Jr. 1-1; Ignott, Will 1-1; Goodrum, Daron 1-1; Thompson, Terrio 1-0; Walker, Dante 1-0; Martin, Brodric 1-0; Mathison, Michae 1-0; Smith, Dalvin 1-0; Allen, Taique 0-1.

## FIU vs. NORTH TEXAS

APOGEE STADIUM • DENTON, TEXAS  
NOV. 5, 2022 • ATTENDANCE: 22,308

### POSTGAME NOTES

- The Mean Green are now bowl eligible for the sixth time in Littrell's seven seasons at the helm.
- North Texas has 22 touchdown-scoring drives of less than two minutes this season, including four on Saturday.
- UNT's 45 first-half points tied for the most this season with its Sept. 10 game against Texas Southern.
- The 24 first-quarter points was the most for a UNT team since scoring 24 against Idaho State on Nov. 11, 1995, in a game UNT won 41-38.
- After last year's 49-7 win over FIU, UNT has a combined margin of victory of 80 points in its past two games against FIU.
- North Texas scored a touchdown 50 seconds into the game to mark the fastest score for the Mean Green since Nov. 2, 2019, when Mason Fine threw a touchdown pass 17 seconds into the game against UTEP.
- Twelve UNT players have now caught touchdown receptions this year after Jordan Smart joined the club on Saturday.

### SCORING SUMMARY

FIU	0	14	0	0	--	14
UNT	24	21	0	7	--	52

1st	14:10	UNT	Adeyi, Ayo 2 yd run (Mooney, Ethan kick)
	11:10	UNT	Smart, Jordan 45 yd pass from Aune, Austin (Mooney, Ethan kick)
	06:38	UNT	Mooney, Ethan 29 yd field goal
	01:08	UNT	Gumms, Var'Keyes 10 yd pass from Aune, Austin (Mooney, Ethan kick)
2nd	12:47	UNT	Shorter, Jyaire 57 yd pass from Aune, Austin (Mooney, Ethan kick)
	10:54	UNT	Ragsdale, Ikaika 6 yd pass from Aune, Austin (Mooney, Ethan kick)
	08:06	FIU	Wilson Jr., EJ 2 yd run (Gabriel, Chase kick)
	03:44	FIU	Peterson, Reggie 79 yd interception return (Gabriel, Chase kick)
	01:13	UNT	Shorter, Jyaire 35 yd pass from Aune, Austin (Mooney, Ethan kick)
4th	08:22	UNT	Earle, Stone 1 yd run (Mooney, Ethan kick)

### STATISTICS

TEAM STATS	FIU	UNT
FIRST DOWNS	14	52
RUSHES-YARDS (NET)	25-113	42-209
PASSING YDS (NET)	145	414
Passes Att-Comp-Int	22-39-2	25-35-2
TOTAL OFFENSE PLAYS-YARDS	64-248	77-623
Fumble Returns-Yards	0-0	0-0
Punt Returns-Yards	2-11	1-0
Kickoff Returns-Yards	3-51	3-58
Interception Returns-Yards	2-79	2-11
Punts (Number-Avg)	9-40.8	2-51.0
Fumbles-Lost	1-0	2-1
Penalties-Yards	4-32	3-20
Possession Time	26:03	33:57
Third-Down Conversions	5 of 16	12 of 15
Fourth-Down Conversions	2 of 2	0 of 0
Red-Zone Scores-Chances	1-2	5-6
Sacks By: Number-Yards	0-0	0-0

### INDIVIDUAL STATISTICS

**RUSHING:** FIU-James, Grayson 4-37; Patterson, Anton 7-33; Joseph, Lexington 5-21; Wilson Jr., EJ 4-9; Chambers, Tyrese 1-8; Owens, Kejon 3-3; Carlson, Haden 1-2. North Texas-Earle, Stone 11-60; Adeyi, Ayo 7-59; Ragsdale, Ikaika 11-30; Farrar, Qualon 5-24; Aune, Austin 3-20; Jackson, BK 4-17; TEAM 1-minus 1.

**PASSING:** FIU-James, Grayson 19-35-2-130; Carlson, Haden 3-4-0-15. North Texas-Aune, Austin 25-34-2-414; Earle, Stone 0-1-0-0.

**RECEIVING:** FIU-Hooker, Artez 5-30; Joseph, Lexington 5-11; Chambers, Tyrese 3-21; Bracey, Jalen 2-8; Fairweather, Riv 1-39; Patterson, Dean 1-15; McDonald, Jackson 1-12; Berry Jr., Jay 1-4; Wilson Jr., EJ 1-3; Fournet, Ross 1-3; Patterson, Anton 1-minus 1. North Texas-Smart, Jordan 5-76; Gumms, Var'Keye 5-42; Burns, Roderic 4-57; Maclin, Ja'Mori 3-55; Ragsdale, Ikaika 3-13; Shorter, Jyaire 2-92; Roberts, Jake 1-70; Ward, Damon 1-12; Horton, Kaylon 1-minus 3.

**INTERCEPTIONS:** FIU-Peterson, Reggie 1-78; Cole, Adrian 1-0. North Texas-Wood, Kevin 1-8.

**SACKS:** FIU-None. North Texas-None.

**TACKLES (Total):** FIU-Daniel, D'Verik 6-1; Cole, Adrian 6-0; Peterson, Reggie 2-4; Hill, Demetrius 4-1; Howard, Jake 4-1; Manuel, Donovan 3-2; Strickland, Davo 2-2; Potts, Jamal 3-0; Passmore, Jeremy 1-2; Bernadel, Gaetha 1-2; Guerard, Jordan 1-2; Masses, Hezekiah 2-0; Nobles, Alex 2-0; Davis, Keegan 2-0; Volmar, Andrew 1-1; TEAM 1-0; Matias, Lucas 1-0; Hall, Dorian 1-0; Mitchell, Kris 1-0; Brumfield, Kyan 1-0; Perkins, Joe 1-0; O'Neal, Travonte 0-1; Kinsler, Latarie 0-1. North Texas-Davis, KD 4-3; Wood, Kevin 5-1; Whitlock, Quinn 4-0; Smith, Jaylen 3-1; Richards, Mazin 3-0; Wilson, Logan 2-1; Guillory, Alphonse 2-1; Kropp, Carson 1-2; Nixon III, Larry 0-3; Brown, Jordan 2-0; Leota, Sifa 2-0; West, Harold 2-0; Gaddie, DeShawn 2-0; Trieb, Tom 2-0; Thompson, Loranzo 1-1; Robertson, Cam 1-0; Maclin, Ja'Mori 1-0; Wright, Chris 1-0; Faulkner, Sean-Thomas 1-0; Johnson, Ta'Shoyon 1-0; Rausaw, Kortlin 1-0; Roach, Kagen 0-1.



# GAME RECAPS

## NORTH TEXAS at UAB

PROTECTIVE STADIUM • BIRMINGHAM, ALA.  
NOV. 12, 2022 • ATTENDANCE: 18,504

### POSTGAME NOTES

- The Mean Green loss drops them to 1-6 all-time in the series with UAB, and UNT has now lost four straight in the series with the last Mean Green win coming in Denton on Sept. 23, 2017.
- The Mean Green are now 33-7 when leading at the half in the Seth Littrell era.
- Senior kicker Ethan Mooney (Fort Worth) went 0-for-1 on field goal attempts and 3-for-3 on extra points. Mooney now has 313 career points – tying him on the career all-time list with Trevor Moore (2014-17).
- Junior QB Austin Aune (Argyle, Texas) finished 15 for 32 for 159 yards, a touchdown pass and a rushing touchdown. His 18-yard touchdown pass to Damon Ward Jr., with 10:02 to play in the second quarter was 29th of the season to tie him for second on the single-season list with Mason Fine (2019).

### SCORING SUMMARY

UNT	0	21	0	0	--	21
UAB	14	3	10	14	--	41

1st	11:32	UAB	McBride,DeWayne 3 yd run (Quinn,Matt kick)
	04:26	UAB	McBride,DeWayne 1 yd run (Quinn,Matt kick)
2nd	13:40	UNT	Aune, Austin 5 yd run (Mooney, Ethan kick)
	10:02	UNT	Ward, Damon 18 yd pass from (Mooney, Ethan kick)
	06:17	UNT	Johnson, Isaiah 1 yd run (Mooney, Ethan kick)
	01:49	UAB	Quinn,Matt 24 yd field goal
3rd	08:08	UAB	Quinn,Matt 39 yd field goal
	03:10	UAB	Shropshire,Trea 2 yd pass from (Quinn,Matt kick)
4th	07:55	UAB	McBride,DeWayne 1 yd run (Quinn,Matt kick)
	00:54	UAB	Brown Jr.,Jermaine 1 yd run (Quinn,Matt kick)

### STATISTICS

TEAM STATS	UNT	UAB
FIRST DOWNS	14	24
RUSHES-YARDS (NET)	29-105	51-271
PASSING YDS (NET)	159	227
Passes Att-Comp-Int	15-32-0	15-23-0
TOTAL OFFENSE PLAYS-YARDS	61-264	74-498
Fumble Returns-Yards	0-0	0-0
Punt Returns-Yards	0-0	1-(-4)
Kickoff Returns-Yards	2-56	0-0
Interception Returns-Yards	0-0	0-0
Punts (Number-Avg)	3-35.7	0-0
Fumbles-Lost	1-1	1-1
Penalties-Yards	1-5	4-35
Possession Time	22:33	37:37
Third-Down Conversions	7-15	13-17
Fourth-Down Conversions	1-3	1-2
Red-Zone Scores-Chances	3-3	6-6
Sacks By: Number-Yards	1-7	2-19

### INDIVIDUAL STATISTICS

**RUSHING:** North Texas-Ragsdale, Ikaika 17-74; Johnson, Isaiah 5-25; Aune, Austin 7-6. UAB-Brown Jr.,Jermaine 24-150; McBride,DeWayne 21-120; Hopkins,Dylan 5-1; TEAM 1-0.

**PASSING:** North Texas-Aune, Austin 15-32-0-159. UAB-Hopkins,Dylan 15-23-0-227.

**RECEIVING:** North Texas-Ward, Damon 6-58; Gumms, Var'Keyes 3-8; Roberts, Jake 2-23; Shorter, Jyaire 1-53; Ragsdale, Ikaika 1-7; Maclin, Ja'Mori 1-5; Burns, Roderic 1-5. UAB-Shropshire,Trea 5-66; Farrier II,Fred 3-41; Rudolph,Samario 3-32; Jones,TJ 2-7; Palmer,Tejhaun 1-75; Brown Jr.,Jermaine 1-6.

**INTERCEPTIONS:** North Texas-None. UAB-None.

**SACKS:** North Texas-Richards,Mazin 1.0-7. UAB-Bynum,Devodric 1.0-11; Harrell,Kyle 1.0-8.

**TACKLES (Total):** North Texas-Faulkner, Sean-Thomas 5-7; Nixon III, Larry 3-9; Davis, KD 3-5; Richards, Mazin 4-3; Vailea, Fatafehi 2-4; Wilson, Logan 4-1; Gaddie, DeShawn 4-1; Wood, Kevin 3-2; Trieb, Tom 3-1; Whitlock, Quinn 3-1; Texada, Ridge 3-0; Brown, Jordan 2-0; Robertson, Cam 1-0; Rausaw, Kortlin 1-0; Thompson, Loronzo 0-1; Guillory, Alphi 0-1. UAB-Taylor,Tyler 2-7; Bynum,Devodric 7-1; Wilder,Noah 3-3; Swoopes,Keondre 1-3; McWilliams,Fish 2-1; Miller,Damien 1-2; Daniels,CD 1-2; Ellis,Reynard 1-2; Thomas V,Starli 1-2; Boler,Will 1-2; Cash,Grayson 2-0; Harrell,Kyle 2-0; Tuazama,Drew 1-1; Fairbanks II,Mi 1-1; Key,Jaylen 1-1; Dempsey,Colby 1-0; Burkhardt,Reese 1-0.

## NORTH TEXAS vs. RICE

APOGEE STADIUM • DENTON, TEXAS  
NOV. 26, 2022 • ATTENDANCE: 15,688

### POSTGAME NOTES

- The win puts UNT in the Conference USA Championship Game, set for Friday night in San Antonio against UTSA. It will mark the program's second appearance in the C-USA title game with a chance to earn the first conference championship since 2004.
- Junior QB Austin Aune (Argyle, Texas) finished 16 for 29 for 203 yards and two touchdown passes. His 31 passing touchdowns ties Mason Fine's single-season program record, which was set in 2017.
- Senior LB KD Davis (Ennis, Texas) finished the day with 13 tackles, including four solo stops, a tackle for-loss, QB hurry and his first career interception to ice the game. Davis now has 407 career tackles and is 11 tackles behind all-time program leader Byron Gross (1987-90), who finished his career with 418 total tackles.
- Redshirt freshman TE Var'Keyes Gumms (Houston) finished with three catches for 41 yards. Gumms' three catches give him 31 on the season to put him at No. 2 on the program's all-time, single-season list for most receptions by a tight end in UNT history behind only Jason Pirtle (2017-21), who had 41 in 2021. Gumms' 438 yards is the most receiving yards in a season by a tight end in UNT history.

### SCORING SUMMARY

RICE	0	14	0	3	--	17
UNT	7	7	0	7	--	21

1st	01:28	UNT	Shorter, Jyaire 45 yd pass from (Mooney, Ethan kick)
2nd	07:18	RICE	West,Uriah 1 yd run (VanSickle,Chris kick)
	04:26	UNT	Ragsdale, Ikaika 7 yd run (Mooney, Ethan kick)
	02:36	RICE	Walker,Braylen 48 yd pass from (VanSickle,Chris kick)
4th	14:19	RICE	VanSickle,Chris 24 yd field goal
	10:35	UNT	Ragsdale, Ikaika 6 yd pass from (Mooney, Ethan kick)

### STATISTICS

TEAM STATS	RICE	UNT
FIRST DOWNS	19	16
RUSHES-YARDS (NET)	44-186	30-159
PASSING YDS (NET)	229	203
Passes Att-Comp-Int	22-13-1	29-16-0
TOTAL OFFENSE PLAYS-YARDS	66-415	59-362
Fumble Returns-Yards	0-0	0-0
Punt Returns-Yards	3-13	0-0
Kickoff Returns-Yards	1-21	2-42
Interception Returns-Yards	0-0	1-0
Punts (Number-Avg)	3-45.7	6-36.5
Fumbles-Lost	3-1	0-0
Penalties-Yards	5-50	3-30
Possession Time	35:42	24:17
Third-Down Conversions	4-13	8-15
Fourth-Down Conversions	1-2	0-0
Red-Zone Scores-Chances	2-3	2-2
Sacks By: Number-Yards	0-0	2-14

### INDIVIDUAL STATISTICS

**RUSHING:** Rice-Otioviano,Juma 14-94; Montgomery,Came 11-49; Padgett,AJ 14-26; West,Uriah 5-17. North Texas-Ragsdale, Ikaika 17-122; Johnson, Isaiah 7-42; Smart, Jordan 1-4; Morris, Dorian 1-0; TEAM 2-minus 3; Aune, Austin 2-minus 6.

**PASSING:** Rice-Padgett,AJ 13-22-1-229. North Texas-Aune, Austin 16-29-0-203.

**RECEIVING:** Rice-Esdale,Isaiah 5-69; Walker,Braylen 4-77; Rozner,Bradley 2-28; Otioviano,Juma 1-48; West,Uriah 1-7. North Texas-Ragsdale, Ikaika 5-59; Gumms, Var'Keyes 3-41; Burns, Roderic 2-16; Johnson, Isaiah 2-8; Shorter, Jyaire 1-45; Smart, Jordan 1-19; Roberts, Jake 1-11; Horton, Kayton 1-4.

**INTERCEPTIONS:** Rice-None. North Texas-Davis, KD 1-0.

**SACKS:** Rice-None. North Texas-Leota, Sifa 1.0-6; Wood, Kevin 1.0-8.

**TACKLES (Total):** Rice-Nyakwol,George 7-4; Morrison,Myron 6-2; Chamberlain,Tre 3-4; Conti,Chris 2-4; Taylor,Gabriel 2-3; Boenisch,Blake 1-2; Carroll,De'Bray 2-0; Lockhart,Kirk 2-0; Pearcy,Josh 1-1; Titre,Quent 1-1; Floyd,Izeya 0-2; McCord,Miles 1-0; Schuman,Trey 1-0; Orji,Kenneth 0-1. North Texas-Nixon III, Larr 6-7; Davis, KD 4-9; Richards, Mazin 5-2; Texada, Ridge 3-3; Faulkner, Sean- 1-5; Trieb, Tom 3-2; Whitlock, Quinn 2-3; Jackson, Zahodri 2-2; Leota, Sifa 1-3; Wood, Kevin 2-1; Guillory, Alphi 0-3; Brown, Jordan 0-3; Rausaw, Kortlin 1-1; Vailea, Fatafehi 0-2; Wilson, Logan 0-1; Smart, Jordan 0-1; Johnson,Kadren 0-1; Linder, Bryce 0-1; Jackson,Enoch 0-1; Brown, Roderick 0-1.

2022 REVIEW





# GAME RECAPS

## NORTH TEXAS vs. UTSA

CONFERENCE USA CHAMPIONSHIP GAME  
ALAMODOME • SAN ANTONIO, TEXAS  
DEC. 2, 2022 • ATTENDANCE: 41,412

### POSTGAME NOTES

- Junior QB Austin Aune (Argyle, Texas) finished 14 for 29 for 194 yards, two interceptions and a touchdown pass. His 36-yard touchdown pass to Jyaire Shorter with 8:42 to play in the third quarter was his 32nd of the season and 55th of his career. It broke Mason Fine's single-season program record of 31, which was set in 2017.
- Junior WR Jyaire Shorter (Killeen, Texas) finished with two catches for 48 yards and a touchdown. Twenty of Shorter's 22 catches this season have gone for a first down or a touchdown (10 touchdowns).
- Senior OL Manase Mose (Euleess, Texas) made his 61st straight start and is the program's all-time leader for most career starts at North Texas. The center has started every game of his career and is in his fifth season with the Mean Green.
- Senior LB KD Davis (Ennis, Texas) finished the day with 14 tackles, including five solo stops. Davis now has 421 career tackles and passed Byron Gross (1987-90), who finished his career with 418 total tackles, to become the program's all-time tackles leader.

### SCORING SUMMARY

UNT	7	3	10	7	--	27
UTSA	7	17	10	14	--	48

1st	12:04	UTSA	Barnes, Kevorian 27 yd run (Sackett, Jared kick)
	08:09	UNT	Ragsdale, Ikaika 2 yd run (Mooney, Ethan kick)
2nd	10:34	UNT	Mooney, Ethan 22 yd field goal
	08:25	UTSA	Harris, Frank 11 yd run (Sackett, Jared kick)
	01:12	UTSA	Sackett, Jared 42 yd field goal
	00:11	UTSA	Franklin, Zakhari 32 yd pass from Harris, Frank (Sackett, Jared kick)
3rd	12:26	UNT	Mooney, Ethan 24 yd field goal
	10:33	UTSA	Franklin, Zakhari 14 yd pass from Harris, Frank (Sackett, Jared kick)
	08:42	UNT	Shorter, Jyaire 36 yd pass from Aune, Austin (Mooney, Ethan kick)
	01:47	UTSA	Sackett, Jared 43 yd field goal
4th	13:34	UNT	Johnson, Isaiah 1 yd run (Mooney, Ethan kick)
	11:09	UTSA	Franklin, Zakhari 39 yd pass from Harris, Frank (Sackett, Jared kick)
	04:07	UTSA	Cardenas, Oscar 16 yd pass from Harris, Frank (Sackett, Jared kick)

### STATISTICS

TEAM STATS	UNT	UTSA
FIRST DOWNS	19	32
RUSHES-YARDS (NET)	35-172	47-227
PASSING YDS (NET)	194	344
Passes Att-Comp-Int	14-30-2	33-38-0
TOTAL OFFENSE PLAYS-YARDS	65-366	85-571
Fumble Returns-Yards	0-0	0-0
Punt Returns-Yards	1-4	0-0
Kickoff Returns-Yards	6-45.0	9-45.8
Interception Returns-Yards	0-0	2-27
Punts (Number-Avg)	3-47.0	2-41.5
Fumbles-Lost	0-0	2-0
Penalties-Yards	8-39	9-69
Possession Time	22:17	37:43
Third-Down Conversions	2-of-10	7-of-14
Fourth-Down Conversions	2-of-3	2-of-3
Red-Zone Scores-Chances	4-4	4-5
Sacks By: Number-Yards	2-9	0-0

### INDIVIDUAL STATISTICS

**RUSHING:** North Texas-Ragsdale, Ikaika 17-108; Adeyi, Ayo 12-50; Aune, Austin 3-12; Johnson, Isaiah 2-3; TEAM 1-minus 1. UTSA-Barnes, Kevorian 28-175; Harris, Frank 16-49; Cobbs, Kaedric 1-5; TEAM 2-minus 2.

**PASSING:** xx North Texas-Aune, Austin 14-29-2-194; Horton, Kaylon 0-1-0-0. UTSA-Harris, Frank 32-37-0-341; Cephus, Joshua 1-1-0-3.

**RECEIVING:** North Texas-Horton, Kaylon 3-58; Roberts, Jake 3-31; Shorter, Jyaire 2-48; Gumms, Var'Keye 2-13; MacLin, Ja'Mori 1-20; Ward, Damon 1-13; Burns, Roderic 1-6; Smart, Jordan 1-5. UTSA-Cephus, Joshua 11-84; Franklin, Zakhari 10-144; Cardenas, Oscar 6-84; Ogle-Kellogg, Ty 2-13; Dishman, Dan 2-9; Barnes, Kevorian 1-7; Harris, Frank 1-3.

**INTERCEPTIONS:** North Texas-None. UTSA-Chattman, Cliffo 1-27; Robinson, Ken 1-0.

**SACKS:** North Texas-Trieb, Tom 2-0. UTSA-None.

**TACKLES (Total):** North Texas-Davis, KD 5-9; Faulkner, Sean 6-5; Whitlock, Quinn 4-6; Gaddie, DeShawn 6-3; Wilson, Logan 6-3; Brown, Roderic 3-5; Nixon III, Larry 4-3; Wood, Kevin 2-5; Vailea, Fatafehi 1-3; Richards, Mazin 3-0; Trieb, Tom 3-0; Texada, Ridge 3-0; Leota, Sifa 1-1; Moreka, Kaci 1-0; Robertson, Cam 0-1. UTSA-Chattman, Cliffo 6-3; Harmanson, Trevon 6-3; Mayfield Jr., Co 5-1; Ligon, Jamal 4-2; Moore, Trey 2-3; Nwachuku, Kelech 3-0; Robinson, Ken 2-1; Taylor, Dadrion 2-0; Fortune, Nicktro 2-0; Evans, Joe 1-1; Sandell, Tate 1-0; French, Martavi 1-0; Shockey, Ryan 1-0; Taylor, Donyai 1-0; Dabon, Je'Vaun 1-0; Pewee, Owen 0-1; Wakefield, Kyle 0-1; Brown, Brandon 0-1; Booker-Brown, Ni 0-1; Cooper, Camron 0-1; Simon, Asyrus 0-1; McDougle, Lamont 0-1; Leonard, Tai 0-1.

## NORTH TEXAS vs. BOISE STATE

FRISCO BOWL  
TOYOTA STADIUM • FRISCO, TEXAS  
DEC. 17, 2022 • ATTENDANCE: 12,211

### POSTGAME NOTES

- The 435 yards of total offense set a new program record for most total yards in a bowl game, eclipsing the previous high of 410 from the 2016 Heart of Dallas Bowl.
- Junior QB Austin Aune (Argyle, Texas) finished 17 for 32 for 238 yards, two interceptions and a touchdown pass. His 238 passing yards gave him 7,324 in his career and put him fourth place on the program's all-time passing yardage list. Aune's touchdown pass in the third quarter was his 34th touchdown responsible-for to set a new single-season record for quarterbacks.
- Sophomore RB Ikaika Ragsdale (Las Vegas, Nevada) had 21 carries for 94 yards and a pair of touchdowns. He became one of just three UNT players to have multiple rushing touchdowns in a bowl game, joining Patrick Cobbs (2003) and Breelan Chancellor (2014).
- Senior LB KD Davis (Ennis, Texas) finished the day with five tackles, including three solo stops and a half-tackle for-loss. Davis ended his career with 426 tackles and is the program's all-time tackles leader.

### SCORING SUMMARY

UNT	3	7	14	8	--	32
BOISE STATE	0	6	22	7	--	35

1st	09:24	UNT	Mooney, Ethan 27 yd field goal
2nd	09:58	BOISE	Dalmas, Jonah 24 yd field goal
	07:38	UNT	Ragsdale, Ikaika 1 yd run (Mooney, Ethan kick)
	04:43	BOISE	Dalmas, Jonah 37 yd field goal
3rd	12:40	BOISE	Green, Taylen 3 yd run (Hutton, Mason pass from Riddle, Connor)
	08:32	UNT	Roberts, Jake 17 yd pass from Earle, Stone (Mooney, Ethan kick)
	06:35	BOISE	McAlister, Eric 24 yd pass from Green, Taylen (Dalmas, Jonah kick)
	05:14	UNT	Shorter, Jyaire 30 yd pass from Aune, Austin (Mooney, Ethan kick)
	00:25	BOISE	Green, Taylen 19 yd run (Dalmas, Jonah kick)
4th	12:05	BOISE	Jeanty, Ashton 1 yd run (Dalmas, Jonah kick)
	08:17	UNT	Ragsdale, Ikaika 5 yd run (Aune, Austin rush)

### STATISTICS

	UNT	BOISE
FIRST DOWNS	23	23
RUSHES-YARDS (NET)	40-176	50-318
PASSING YDS (NET)	259	137
Passes Att-Comp-Int	36-19-2	22-13-0
TOTAL OFFENSE PLAYS-YARDS	76-435	72-455
Fumble Returns-Yards	0-0	0-0
Punt Returns-Yards	0-0	0-0
Kickoff Returns-Yards	6-138	1-24
Interception Returns-Yards	0-0	2-90
Punts (Number-Avg)	4-38.0	4-31.2
Fumbles-Lost	1-0	0-0
Penalties-Yards	6-43	8-59
Possession Time	27:43	32:17
Third-Down Conversions	9-of-18	5-of-13
Fourth-Down Conversions	2-of-3	1-of-2
Red-Zone Scores-Chances	4-4	5-6
Sacks By: Number-Yards	0-0	0-0

### INDIVIDUAL STATISTICS

**RUSHING:** North Texas-Ragsdale, Ikaika 21-94; Adeyi, Ayo 14-67; Earle, Stone 2-20; Aune, Austin 2-0; Horton, Kaylon 1-minus 5. Boise-St-Jeanty, Ashton 28-178; Green, Taylen 12-119; Holani, George 7-24; TEAM 3-minus 3.

**PASSING:** North Texas-Aune, Austin 17-32-2-238; Earle, Stone 2-4-0-21. Boise-St-Green, Taylen 13-22-0-137.

**RECEIVING:** North Texas-Ragsdale, Ikaika 4-26; Smart, Jordan 3-94; Burns, Roderic 3-26; Ward, Damon 2-54; Roberts, Jake 2-21; Horton, Kaylon 2-0; Shorter, Jyaire 1-30; Gumms, Var'Keye 1-7; Farrar, Qualon 1-1. Boise-St-Caples, Latrel 6-87; Bowens, Billy 2-13; Holani, George 2-minus 2; McAlister, Eric 1-24; Jeanty, Ashton 1-10; Smith, Riley 1-5.

**INTERCEPTIONS:** North Texas-None. Boise-St-Noa, Ezekiel 1-52; Clark, Jaylen 1-38

**SACKS:** North Texas-None. Boise-St-None

**TACKLES (UA-A):** North Texas-Nixon III, Larr 8-2; Gaddie, DeShawn 6-0; Wilson, Logan 4-1; Davis, KD 3-2; Trieb, Tom 3-2; Faulkner, Sean 3-1; Wood, Kevin 3-0; Texada, Ridge 3-0; Vailea, Fatafehi 2-1; Brown, Roderic 1-2; Whitlock, Quinn 2-0; Leota, Sifa 1-1; Jackson, Zahodr 1-0; West, Harold 1-0; Smith, Patrick 1-0; Ragsdale, Ikaika 1-0; Richards, Mazin 1-0; Rausaw, Kortlin 1-0; Linder, Bryce 0-1; Williams, Dilli 0-1. Boise-St-Teubner, Alexand 8-5; Schramm, DJ 7-4; Robinson, Rodney 6-3; Oladipo, Seyi 5-4; Hunter, Gabe 2-5; Noa, Ezekiel 3-3; Cravens, Jackson 1-4; Callahan, Michae 1-3; Hogans, Cortez 1-3; Obichere, Divine 1-2; Mallock, Scott 1-1; LeBeauf, Tyric 1-1; Dalmas, Jonah 1-0; Del Rio, Justus 1-0; Misa, Dishawn 1-0; Mikita, Ethan 1-0; Fely, Braxton 0-1; Crowe, Tyler 0-1; Gums, Herbert 0-1; Dudley, Kaden 0-1.

2022 REVIEW





# ALL-TIME RESULTS

## THE J.W. PENDER ERA 3-4 CAREER

### 1913 (0-1)

L..... TCU..... 0-13

### 1914 (3-3)

L..... TCU 0-40  
L..... at SE Oklahoma ..... 0-39  
W ..... at Burleson College ..... 25-0  
W ..... DALLAS UNIVERSITY ..... 13-2  
L..... TERRELL ACADEMY ..... 0-6  
W ..... at Sam Houston ..... 18-0

## THE J.W. ST. CLAIR ERA 20-10-2 CAREER

### 1915 (4-1)

W ..... at Sam Houston ..... 6-0  
W ..... DECATUR BAPTIST ..... 75-0  
W ..... at Texas State ..... 14-0  
W ..... at Decatur Baptist ..... 53-0  
L..... at Dallas University ..... 0-6

### 1916 (4-3-1)

W ..... SE OKLAHOMA ..... 6-0  
W ..... at Decatur Baptist ..... 12-0  
L..... at Dallas University ..... 0-42  
L..... at Trinity ..... 7-12  
T ..... at Texas State ..... 0-0  
W ..... THORP SPRINGS ..... 48-0  
L..... MERIDIAN ..... 12-13  
W ..... EAST TEXAS STATE ..... 40-7

### 1917 (6-1)

10/1 ..... L..... at Burleson College ..... 0-14  
10/8 ..... W..... at Hardin Simmons ..... 14-8  
10/15 ..... W..... SE OKLAHOMA ..... 27-0  
10/29 ..... W..... at Austin College ..... 19-13  
11/5 ..... W..... at Decatur Baptist ..... 48-0  
11/19 ..... W..... DALLAS UNIVERSITY ..... 13-0  
11/23 ..... W..... MERIDIAN ..... 25-7

### 1918 (1-2-1)

L..... AUSTIN COLLEGE ..... 7-9  
L..... at TCU ..... 0-39  
T ..... at SE Oklahoma ..... 7-7  
W ..... DECATUR BAPTIST ..... 25-3

### 1919 (5-3)

10/4 ..... W..... at TCU ..... 14-6  
10/11 ..... W..... DALLAS UNIVERSITY ..... 87-6  
10/18 ..... W..... at Tarleton State ..... 44-0  
10/25 ..... W..... SE OKLAHOMA ..... 53-6  
11/1 ..... L..... at Hardin-Simmons ..... 0-23  
11/8 ..... L..... at Burleson College ..... 0-16  
11/15 ..... L..... at Austin College\* ..... 0-1  
11/22 ..... W..... at Edmond Normal ..... 35-6  
\*Forfeit

## THE THERON J. FOUTS ERA 23-14-2 CAREER

### 1920 (7-1)

W ..... at Burleson College ..... 48-12  
W ..... at Hardin-Simmons ..... 7-6  
W ..... OKLAHOMA BAPTIST ..... 29-0  
W ..... MERIDIAN ..... 41-0  
W ..... SE OKLAHOMA ..... 47-0  
L..... at Tarleton State ..... 7-20  
W ..... BAYLOR FRESHMAN ..... 28-0  
W ..... TEXAS STATE ..... 20-6

### 1921 (3-3)

W ..... UTA ..... 41-6  
L..... HARDIN-SIMMONS ..... 0-6  
L..... TARLETON STATE ..... 0-13  
W ..... at Wesley College ..... 33-6  
W ..... BURLESON COLL ..... 61-12  
L..... at Texas State ..... 0-14

### 1922 (5-2-1; 3-0 TIAA)

L..... Baylor ..... 0-55  
L..... at SMU ..... 0-66  
W ..... at Burleson College ..... 13-9  
T ..... at UTA ..... 7-7  
W ..... East Texas State\* ..... 30-0  
W ..... TRINITY\* ..... 13-6  
W ..... UTA ..... 6-0  
W ..... TEXAS STATE\* ..... 16-13

### 1923 (3-5; 3-1 TIAA)

L..... at SMU ..... 0-41  
L..... at Baylor ..... 7-33  
L..... UTA ..... 12-30  
L..... at Trinity\* ..... 0-6  
W ..... SAM HOUSTON\* ..... 18-6  
W ..... WEST TEXAS A&M ..... 14-6  
L..... at Austin College ..... 0-28  
W ..... at Texas State\* ..... 12-7

### 1924 (5-3-1; 4-1-1 TIAA)

L..... at SMU ..... 3-7  
L..... at Baylor ..... 0-30  
W ..... at Decatur Baptist ..... 15-3  
W ..... at Daniel Baker\* ..... 10-0  
L..... TEXAS STATE\* ..... 6-10  
W ..... at Sam Houston ..... 7-0  
W ..... at Hardin-Simmons\* ..... 12-7  
W ..... at West Texas A&M\* ..... 14-7  
T ..... TRINITY\* ..... 0-0

## THE JOHN B. REID ERA 16-18-3 CAREER

### 1925 (6-4; 4-2 TIAA)

9/26 ..... L..... at SMU ..... 0-48  
10/3 ..... L..... at Baylor ..... 6-20  
10/10 ..... W..... at Decatur Baptist ..... 27-0  
10/17 ..... W..... at Stephen F. Austin ..... 10-0  
10/23 ..... W..... EAST TEXAS STATE\* ..... 33-13  
10/30 ..... W..... at West Texas A&M\* ..... 6-0  
11/6 ..... L..... at Hardin-Simmons\* ..... 0-10  
11/11 ..... W..... DANIEL BAKER\* ..... 13-8  
11/19 ..... W..... at Texas State\* ..... 10-6  
11/26 ..... L..... TRINITY\* ..... 6-16

### 1926 (5-3-1; 3-0-1 TIAA)

9/24 ..... L..... at SMU ..... 0-42  
..... W..... DECATUR BAPTIST ..... 16-0  
..... W..... at Stephen F. Austin ..... 9-6  
10/23 ..... L..... ABILENE CHRISTIAN ..... 10-13  
10/30 ..... W..... WEST TEXAS A&M\* ..... 16-3  
..... T..... HARDIN SIMMONS\* ..... 7-7  
..... W..... at East Texas State\* ..... 21-7  
11/18 ..... W..... TEXAS STATE\* ..... 13-12  
..... L..... at Trinity\* ..... 7-14

### 1927 (1-6-2; 0-3-2 TIAA)

L..... at SMU ..... 0-68  
L..... at Hardin-Simmons ..... 0-14  
W ..... DECATUR BAPTIST ..... 12-0  
T ..... STEPHEN F. AUSTIN\* ..... 12-12  
L..... ABILENE CHRISTIAN\* ..... 0-33  
L..... at Texas State\* ..... 0-38  
L..... at McMurry ..... 0-15  
T ..... EAST TEXAS STATE\* ..... 7-7  
L..... at Trinity\* ..... 0-37

### 1928 (4-5; 2-2 TIAA)

L..... at SMU ..... 6-33  
L..... at Baylor ..... 0-40  
W ..... DECATUR BAPTIST ..... 33-0  
W ..... at Stephen F. Austin ..... 14-7  
W ..... TEXAS STATE\* ..... 17-0  
L..... at Texas A&M ..... 0-44  
L..... at East Texas State\* ..... 12-13  
L..... MCMURRY\* ..... 0-2  
W ..... at Austin College\* ..... 6-0

## THE JACK SISCO ERA 74-37-10 CAREER

### 1929 (4-3-2; 3-0-1 TIAA)

L..... at SMU ..... 3-13  
L..... at TCU ..... 0-25  
W ..... at Decatur Baptist ..... 97-0  
W ..... STEPHEN F. AUSTIN\* ..... 31-0  
W ..... at Trinity\* ..... 7-0  
L..... at Baylor ..... 0-32  
W ..... EAST TEXAS STATE\* ..... 34-0  
T ..... at Texas State\* ..... 0-0  
T ..... at Sam Houston ..... 6-6

### 1930 (5-4-1; 4-1 TIAA)

9/20 ..... L..... TCU ..... 0-47  
9/27 ..... L..... at Baylor ..... 0-33  
10/3 ..... L..... at Austin College ..... 0-6  
10/10 ..... T..... at Southwestern ..... 13-13  
10/17 ..... W..... TRINITY\* ..... 9-6  
10/24 ..... W..... at Abilene Christian ..... 20-12  
11/1 ..... W..... at Stephen F. Austin\* ..... 13-6  
11/11 ..... W..... at East Texas State\* ..... 19-0  
11/18 ..... L..... at Sam Houston\* ..... 0-13  
11/28 ..... W..... TEXAS STATE\* ..... 13-0

## TIAA CONFERENCE CHAMPIONS

### 1931 (8-3; 4-0 TIAA)

9/19 ..... L..... at TCU ..... 6-33  
9/26 ..... L..... at SMU ..... 0-13  
10/2 ..... W..... AUSTIN COLLEGE ..... 21-6  
10/9 ..... W..... at Southwestern ..... 25-0  
10/17 ..... L..... TRINITY ..... 0-7  
10/23 ..... W..... at Abilene Christian ..... 6-0  
10/31 ..... W..... STEPHEN F. AUSTIN ..... 33-0  
11/11 ..... W..... at East Texas State\* ..... 13-0  
11/16 ..... W..... SAM HOUSTON\* ..... 19-0  
11/25 ..... W..... at Texas State\* ..... 20-0  
12/8 ..... W..... DANIEL BAKER\* ..... 32-13

## LONE STAR CONFERENCE CHAMPIONS

### 1932 (8-1-1; 5-0 LSC)

L..... at TCU ..... 2-14  
T ..... at SMU ..... 0-0  
W ..... AUSTIN COLLEGE ..... 54-0  
W ..... at Southwestern ..... 20-0  
W ..... ABILENE CHRISTIAN ..... 13-0  
W ..... STEPHEN F. AUSTIN\* ..... 31-0  
W ..... at Sam Houston\* ..... 7-6  
W ..... at East Texas State\* ..... 27-6  
W ..... at Trinity\* ..... 20-0  
W ..... TEXAS STATE\* ..... 6-0

### 1933 (3-4-2; 2-2-1 LSC)

W ..... at SMU ..... 7-0  
L..... TCU ..... 0-13  
T ..... SOUTHWESTERN ..... 0-0  
L..... at Abilene Christian ..... 0-6  
W ..... at Stephen F. Austin\* ..... 22-6  
L..... at Sam Houston\* ..... 7-19  
L..... EAST TEXAS STATE\* ..... 0-6  
W ..... TRINITY\* ..... 13-0  
T ..... at Texas State\* ..... 0-0

HISTORY



# ALL-TIME RESULTS

## 1934 (5-4; 2-2 LSC)

9/22	..... L.....at SMU.....	0-33
9/29	..... L.....at TCU.....	0-27
10/5	..... W.....at Southwestern.....	6-0
10/15	.... W.....ABILENE CHRISTIAN.....	6-0
10/26	.... W.....STEPHEN F. AUSTIN*.....	14-0
11/1	..... L.....at Sam Houston*.....	0-7
11/9	..... L.....at East Texas State*.....	0-3
11/16	.... W.....TRINITY.....	21-9
11/23	.... W.....at Texas State*.....	3-0

## LONE STAR CONFERENCE CO-CHAMPIONS

### 1935 (5-3; 3-1 LSC)

9/21	..... L.....at SMU.....	0-29
9/28	..... L.....at TCU.....	11-28
10/4	..... W.....SOUTHWESTERN.....	34-0
10/11	.... T.....at Abilene Christian.....	13-13
10/25	.... L.....at Stephen F. Austin*.....	7-9
11/1	..... W.....SAM HOUSTON*.....	20-0
11/8	..... W.....EAST TEXAS STATE*.....	30-6
11/15	.... W.....at Trinity.....	13-8
11/22	.... W.....at Texas State*.....	6-0

## LONE STAR CONFERENCE CHAMPIONS

### 1936 (6-2-1; 4-0 LSC)

9/26	..... L.....at SMU.....	0-6
10/3	..... L.....at Southwestern.....	7-12
10/9	..... W.....ABILENE CHRISTIAN.....	18-0
10/16	.... W.....STEPHEN F. AUSTIN*.....	27-7
10/22	.... T.....at Austin College.....	0-0
10/30	.... W.....at Sam Houston*.....	27-7
11/6	..... W.....at East Texas State*.....	6-0
11/13	.... W.....TRINITY.....	26-6
11/20	.... W.....TEXAS STATE*.....	14-0

### 1937 (4-4-2; 2-1-1 LSC)

9/18	..... L.....AUSTIN COLLEGE.....	0-6
9/25	..... L.....at SMU.....	3-14
10/1	..... L.....SOUTHWESTERN.....	6-7
10/8	..... W.....ABILENE CHRISTIAN.....	22-14
10/16	.... T.....at McMurry.....	0-0
10/23	.... T.....at Stephen F. Austin*.....	6-6
10/29	.... W.....SAM HOUSTON*.....	13-6
11/5	..... W.....at Texas State*.....	10-3
11/12	.... W.....at Trinity.....	14-7
11/20	.... L.....EAST TEXAS STATE*.....	0-20

### 1938 (7-4; 2-2 LSC)

9/18	..... W.....at Howard Payne.....	13-0
9/24	..... L.....at SMU.....	7-34
10/1	..... W.....at Southwestern.....	27-6
10/8	..... L.....at Abilene Christian.....	0-6
10/14	.... W.....MCMURRY.....	46-7
10/21	.... W.....STEPHEN F. AUSTIN*.....	27-6
10/28	.... L.....at Sam Houston*.....	0-18
11/4	..... W.....at Texas State*.....	7-6
11/12	.... W.....at Austin College.....	32-2
11/19	.... L.....at East Texas State*.....	3-7
12/2	..... W.....PITTSBURG STATE.....	28-0

## LONE STAR CONFERENCE CHAMPIONS

### 1939 (6-1; 4-0 LSC)

9/23	..... W.....at Abilene Christian.....	9-0
10/7	..... L.....at SMU.....	0-16
10/20	.... W.....at Stephen F. Austin*.....	14-0
10/29	.... W.....SAM HOUSTON*.....	24-13
11/3	..... W.....at Texas State*.....	26-0
11/11	.... W.....AUSTIN COLLEGE.....	27-0
11/18	.... W.....EAST TEXAS STATE*.....	16-13

## LONE STAR CONFERENCE CHAMPIONS

### 1940 (6-3; 4-0 LSC)

9/21	..... L.....at Abilene Christian.....	13-19
9/28	..... L.....at Baylor.....	20-27
10/5	..... L.....at SMU.....	7-20
10/11	.... W.....ARK-MONTICELLO.....	79-0
10/18	.... W.....STEPHEN F. AUSTIN*.....	27-0
10/25	.... W.....at Sam Houston*.....	7-6
11/1	..... W.....TEXAS STATE*.....	22-0
11/8	.... W.....AUSTIN COLLEGE.....	14-0
11/16	.... W.....at East Texas State*.....	10-7

## LONE STAR CONFERENCE CHAMPIONS

### 1941 (7-1; 4-0 LSC)

9/27	..... L.....at SMU.....	0-54
10/4	..... W.....at Hardin-Simmons.....	7-3
10/10	.... W.....ARKANSAS A&M.....	60-0
10/17	.... W.....at Stephen F. Austin*.....	28-0
10/24	.... W.....SAM HOUSTON*.....	19-0
10/31	.... W.....at Texas State*.....	10-6
11/7	..... W.....AUSTIN COLLEGE.....	26-6
11/15	.... W.....EAST TEXAS STATE*.....	15-8

## THE LLOYD RUSSELL ERA 3-5 CAREER

### 1942 (3-5; 1-2 LSC)

9/18	..... L.....at Howard Payne.....	0-14
9/26	..... L.....at SMU.....	7-26
10/3	..... L.....at Hardin-Simmons.....	0-34
10/10	.... W.....FORT HOOD.....	47-0
10/24	.... L.....at Sam Houston.....	20-21
10/30	.... W.....TEXAS STATE.....	10-6
11/6	..... W.....AUSTIN COLLEGE.....	32-12
11/13	.... L.....at East Texas State.....	7-16

### 1943-45

*(North Texas did not have a football team because of World War II)*

## THE ODUS MITCHELL ERA 122-85-9

## LONE STAR CONFERENCE CHAMPIONS

### 1946 (7-3-1; 4-1 LSC)

9/21	..... L.....at Texas A&M.....	0-47
9/28	..... W.....AUSTIN COLLEGE.....	14-0
10/5	..... L.....at Abilene Christian.....	0-6
10/12	.... W.....at Fort Sam Houston.....	23-7
10/19	.... L.....SAM HOUSTON*.....	0-12
10/26	.... W.....at Stephen F. Austin*.....	9-0
11/2	..... W.....at Texas State*.....	6-0
11/9	.... T.....at McMurry.....	7-7
11/16	.... W.....at Houston*.....	7-3
11/23	.... W.....EAST TEXAS STATE*.....	47-7
12/21	.... W.....Pacific^.....	14-13

^ Optimist Bowl (Houston, Texas)

## LONE STAR CONFERENCE CHAMPIONS

### 1947 (10-2; 6-0 LSC)

9/13	..... W.....at Midwestern.....	27-6
9/20	..... W.....BROOKE GEN. HOSP.....	44-0
9/27	..... L.....at Arkansas.....	0-12
10/4	..... W.....at Florida.....	20-12
10/18	.... W.....STEPHEN F. AUSTIN*.....	13-7
10/25	.... W.....at Sam Houston*.....	27-0
11/1	..... W.....TEXAS STATE*.....	27-7
11/7	..... W.....at Trinity*.....	33-7
11/15	.... W.....HOUSTON*.....	33-0
11/22	.... W.....at East Texas State*.....	12-6
11/27	.... W.....at Chattanooga*.....	14-7
1/1	..... L.....at Nevada #.....	6-13

# Salad Bowl (Phoenix, Ariz.)

## 1948 (6-4; 4-2 LSC)

9/17	..... L.....at Oklahoma City.....	6-14
9/25	..... W.....RANDOLPH FIELD.....	86-0
10/2	..... W.....at West Texas A&M.....	20-7
10/9	..... L.....at #19 Nevada.....	7-48
10/16	.... W.....at Stephen F. Austin*.....	19-6
10/23	.... W.....SAM HOUSTON*.....	37-7
10/30	.... L.....at Texas State*.....	14-24
11/6	..... W.....TRINITY*.....	27-12
11/13	.... L.....at Houston*.....	6-8
11/20	.... W.....EAST TEXAS ST.*.....	27-7

## 1949 (8-4; 2-1 GCC)

9/10	..... W.....at Howard Payne.....	34-14
9/17	..... L.....at Hardin-Simmons.....	7-13
9/24	..... L.....at Arkansas.....	19-33
9/30	.... W.....at Oklahoma City.....	26-7
10/8	..... L.....MIDWESTERN*.....	17-20
10/15	.... W.....STEPHEN F. AUSTIN.....	25-6
10/22	.... W.....at Sam Houston.....	41-14
10/29	.... W.....TEXAS STATE.....	41-7
11/5	..... W.....at Trinity*.....	32-21
11/12	.... W.....HOUSTON*.....	28-23
11/19	.... W.....at East Texas State.....	59-6
11/24	.... L.....at Nevada.....	7-28

## GULF COAST CONFERENCE CO-CHAMPIONS

### 1950 (7-2-1; 2-0-1 GCC)

9/16	..... L.....at #13 Kentucky.....	0-25
9/23	..... W.....at East Texas State.....	42-20
9/30	..... L.....at Arkansas.....	6-50
10/7	..... W.....at SW Oklahoma.....	76-6
10/13	.... T.....at Midwestern*.....	7-7
10/21	.... W.....at Chattanooga.....	19-14
11/4	..... W.....TRINITY*.....	35-6
11/11	.... W.....at Houston*.....	16-13
11/18	.... W.....NEVADA.....	34-21
11/25	.... W.....at Fresno State.....	31-12

## GULF COAST CONFERENCE CHAMPIONS

### 1951 (8-4; 1-1 GCC)

9/15	..... W.....at Lamar.....	54-6
9/22	..... W.....at UTEP.....	33-0
9/29	..... W.....at Sul Ross.....	62-6
10/5	..... W.....EAST TEXAS STATE.....	48-7
10/12	.... W.....at West Texas A&M.....	42-14
10/19	.... L.....CARSWELL AFB.....	6-13
10/27	.... L.....at Pacific.....	0-34
11/3	..... W.....at Trinity.....	32-0
11/10	.... W.....MIDWESTERN.....	61-0
11/17	.... W.....FRESNO STATE.....	62-0
11/22	.... L.....at UT-Chattanooga.....	20-32
12/5	..... L.....HOUSTON.....	14-20

## GULF COAST CONFERENCE CHAMPIONS

### 1952 (7-3; 1-1 GCC)

9/20	..... W.....at UTEP.....	27-14
9/27	..... W.....NORTH DAKOTA #.....	55-0
10/4	..... L.....at Dayton.....	14-20
10/11	.... L.....at Mississippi State.....	0-14
10/18	.... L.....HARDIN-SIMMONS.....	13-28
10/25	.... W.....at Memphis.....	38-14
11/1	..... W.....TRINITY*.....	34-7
11/8	..... W.....TEXAS TECH.....	34-19
11/15	.... W.....CARSWELL AFB.....	28-14
11/27	.... W.....at Midwestern*.....	33-7

# First game at Fouts Field

HISTORY



# ALL-TIME RESULTS

## 1953 (3-6-1; 1-1 GCC)

9/26	L	ARIZONA STATE	0-14
10/3	L	at #11 Mississippi State	6-21
10/9	W	SAN DIEGO NAVY	27-12
10/17	W	MIDWESTERN*	39-7
10/24	L	at UTEP	21-26
10/31	T	at San Jose State	13-13
11/7	L	at #12 Mississippi	7-40
11/14	W	WEST TEXAS A&M	38-6
11/21	L	at Hardin-Simmons	10-14
11/28	L	at Trinity*	6-14

## 1954 (4-6; 1-1 GCC)

9/17	L	at #10 Mississippi	12-35
10/2	W	SOUTHERN MISS	15-7
10/9	W	HARDIN-SIMMONS	20-7
10/15	L	at UT-Chattanooga	19-20
10/23	L	UTEP	0-6
10/30	L	SAN JOSE STATE	20-27
11/6	L	at Mississippi State	26-48
11/13	W	at Arizona State	20-13
11/20	L	TRINITY*	0-13
11/24	W	at Midwestern*	19-0

## GULF COAST CONFERENCE CO-CHAMPIONS

### 1955 (5-4-1; 2-0 GCC)

9/24	T	at UTEP	7-7
10/1	L	at Mississippi	0-33
10/8	L	at S. Mississippi	0-26
10/15	W	Hardin-Simmons \$	30-19
10/22	W	MIDWESTERN*	40-13
10/29	L	at Mississippi State	7-20
11/5	L	CHATTANOOGA	6-14
11/12	W	MCMURRY	38-21
11/19	W	EMPORIA STATE	62-0
12/3	W	TRINITY*	7-6

\$ game played in Odessa, TX

## GULF COAST CONFERENCE CO-CHAMPIONS

### 1956 (7-2-1; 2-0-1 GCC)

9/22	L	at #13 Mississippi	0-45
9/29	L	at Arizona State	7-27
10/6	W	SAN DIEGO NAVY	65-6
10/13	W	at Midwestern*	14-7
10/20	W	UTEP	13-6
10/26	W	at Youngstown	19-12
11/3	T	TRINITY*	7-7
11/10	W	MCMURRY	23-7
11/17	W	ABILENE CHRISTIAN*	20-7
11/24	W	at Chattanooga	20-7

### 1957 (5-5; 2-2 MVC)

9/21	L	at UTEP	13-14
9/28	L	OKLAHOMA STATE*	19-25
10/5	L	DRAKE*	6-19
10/12	L	at Abilene Christian	20-28
10/19	W	at Tulsa*	14-12
10/26	W	at San Jose State	12-6
11/2	L	at Trinity*	13-26
11/9	W	UT-CHATTANOOGA	12-0
11/16	W	YOUNGSTOWN	68-13
11/23	W	MCMURRY	14-7

## MISSOURI VALLEY CONFERENCE CHAMPIONS

### 1958 (7-2-1; 2-1-1)

9/20	W	UTEP	26-8
9/27	L	at Oklahoma State	14-21
10/4	W	NEW MEXICO STATE	43-12
10/11	W	at Drake	42-0
10/18	W	at BYU	12-6
10/25	W	TULSA*	8-7
11/1	T	CINCINNATI*	8-8
11/8	L	at Wichita State*	13-15
11/15	W	HOUSTON*	10-6
11/22	W	at Louisville	21-10

## MISSOURI VALLEY CONFERENCE CHAMPIONS

### 1959 (9-2; 3-1 MVC)

9/17	W	at Hardin-Simmons	46-24
9/26	W	at UTEP	31-7
10/3	W	WEST TEXAS A&M	28-6
10/10	W	at Cincinnati*	21-6
10/17	W	PENSACOLA NAVY	43-0
10/24	W	at Houston*	7-6
10/31	W	WICHITA STATE*	12-0
11/7	W	LOUISVILLE (NT: #20)	39-7
11/14	L	at Tulsa* (NT: #16)	6-17
11/21	W	DRAKE	62-2
12/31	L	at New Mexico State^	8-28

^ Sun Bowl (El Paso, Texas)

### 1960 (2-6-1; 0-3 MVC)

9/24	T	UTEP	16-16
10/1	L	CINCINNATI*	0-21
10/8	L	MEMPHIS	0-44
10/15	L	at West Texas A&M	6-14
10/22	W	DRAKE	29-7
10/29	L	HOUSTON	16-41
11/5	W	HARDIN-SIMMONS	26-19
11/12	L	at Tulsa*	8-12
11/19	L	at Wichita State*	6-34

### 1961 (5-4-1; 1-2 MVC)

9/23	W	at Hardin-Simmons	9-7
9/30	W	BRIGHAM YOUNG	41-30
10/7	T	NEW MEXICO STATE	14-14
10/14	L	WICHITA STATE*	14-26
10/21	W	TULSA*	23-12
10/28	L	at Cincinnati*	9-21
11/4	W	DRAKE	28-21
11/11	L	at Memphis	0-41
11/18	L	LOUISVILLE	0-20
11/25	W	at UTEP	24-14

### 1962 (6-4; 2-1 MVC)

9/22	W	UTEP	19-6
9/29	L	MEMPHIS	6-14
10/6	W	HARDIN-SIMMONS	29-8
10/13	L	at Tulsa*	0-34
10/20	W	CINCINNATI*	14-8
10/27	L	at New Mexico State	12-48
11/3	W	at Wichita State*	9-7
11/10	W	WEST TEXAS A&M	20-13
11/17	L	at Louisville	10-14
11/24	W	at Southern Illinois	55-30

### 1963 (3-6; 2-2 MVC)

9/21	L	at UTEP	7-34
9/28	W	LOUISVILLE*	26-6
10/5	L	at West Texas A&M	16-38
10/12	L	at Memphis	0-21
10/19	L	TULSA*	21-22
10/26	W	WICHITA STATE*	7-3
11/2	L	at Abilene Christian	6-20
11/9	L	at Cincinnati*	7-39
11/16	W	HARDIN-SIMMONS	18-12

### 1964 (2-7-1; 1-3 MVC)

9/19	T	UTEP	0-0
9/26	L	BOWLING GREEN	7-21
10/3	W	at Louisville*	22-0
10/10	L	WEST TEXAS A&M	13-21
10/17	L	NEW MEXICO STATE	7-13
10/24	L	at San Diego Marines	3-16
10/31	W	at Southern Illinois	14-13
11/7	L	CINCINNATI*	6-27
11/14	L	at Tulsa*	0-47
11/21	L	at Wichita State*	6-14

### 1965 (3-7; 2-2 MVC)

9/18	L	at UTEP	15-61
9/25	W	PARSONS COLLEGE	26-7
10/2	L	LOUISVILLE*	21-29
10/9	L	at Tampa	14-17
10/16	L	TULSA*	20-27
10/23	L	at #1 Arkansas\$	20-55
10/30	W	at Cincinnati*	28-24
11/6	W	WICHITA STATE*	24-21
11/13	L	MEMPHIS	0-28
11/20	L	at New Mexico State	13-43

\$ Played in Little Rock, Ark.

## MISSOURI VALLEY CONFERENCE CHAMPIONS

### 1966 (8-2; 3-1 MVC)

9/17	W	NEW MEXICO STATE	25-21
9/24	W	UTEP	12-9
10/1	W	at Louisville*	20-19
10/8	W	TAMPA	41-6
10/15	L	at Tulsa*	27-30
10/22	W	SOUTHERN ILLINOIS	53-6
10/29	L	at Drake	13-17
11/5	W	CINCINNATI*	35-13
11/12	W	at Wichita State*	30-13
11/19	W	UT-CHATTANOOGA	42-7

## THE ROD RUST ERA 29-32-1 CAREER

## MISSOURI VALLEY CONFERENCE CHAMPIONS

### 1967 (7-1-1; 4-0 MVC)

9/23	W	DRAKE	31-0
9/30	W	LOUISVILLE*	30-28
10/7	T	at New Mexico State	31-31
10/14	W	COLORADO STATE	21-10
10/21	W	at Southern Illinois	37-0
10/28	W	at Cincinnati*	34-14
11/11	W	WICHITA STATE*	20-14
11/18	W	TULSA*	54-12
11/25	L	at Memphis	20-29

HISTORY



# ALL-TIME RESULTS

## 1968 (8-2; 4-1 MVC)

9/21	..... W.....	NEW MEXICO STATE	.....	47-20
9/28	..... W.....	at Colorado State	.....	17-12
10/5	..... L.....	MEMPHIS*	.....	12-30
10/12	.... W.....	N. MICHIGAN	.....	17-3
10/19	.... W.....	at Tulsa*	.....	20-17
10/26	.... L.....	at #16 Arkansas	.....	15-17
11/2	..... W.....	CINCINNATI*	.....	55-34
11/9	..... W.....	at UTEP	.....	34-31
11/16	.... W.....	at Louisville*	.....	36-14
11/23	.... W.....	at Wichita State*	.....	44-6

## 1969 (7-3; 4-1 MVC)

9/20	..... W.....	LOUISIANA	.....	40-6
9/27	..... L.....	at Memphis*	.....	13-15
10/4	..... L.....	at Drake	.....	23-27
10/11	.... W.....	WEBER STATE	.....	35-13
10/18	.... W.....	at New Mexico State	.....	30-12
10/25	.... W.....	LOUISVILLE*	.....	31-13
11/1	..... W.....	at Cincinnati*	.....	31-30
11/8	..... W.....	WICHITA STATE*	.....	47-0
11/15	.... W.....	TULSA*	.....	42-16
11/22	.... L.....	at San Diego State	.....	24-42

## 1970 (3-8; 1-3 MVC)

9/12	..... L.....	at BYU	.....	7-10
9/19	..... L.....	SAN DIEGO STATE	.....	0-23
9/26	..... L.....	at Louisville*	.....	2-13
10/3	..... W.....	DRAKE	.....	37-13
10/10	.... L.....	at Tampa	.....	7-18
10/17	.... W.....	at West Texas A&M	.....	11-10
10/24	.... L.....	MEMPHIS*	.....	7-28
10/31	.... L.....	NEW MEXICO STATE	.....	31-32
11/7	..... L.....	CINCINNATI	.....	10-30
11/21	.... W.....	at Wichita State*	.....	41-24
12/5	..... L.....	at Tulsa*	.....	20-26

## 1971 (3-8; 3-2 MVC)

9/10	..... L.....	BYU %	.....	13-41
9/18	..... L.....	at Weber State	.....	0-20
9/25	..... L.....	at New Mexico State*	.....	0-10
10/9	..... L.....	AKRON	.....	6-20
10/16	.... W.....	LOUISVILLE* #	.....	20-17
10/23	.... L.....	at Arkansas	.....	21-60
10/30	.... W.....	DRAKE*	.....	21-12
11/6	..... L.....	at Cincinnati	.....	7-40
11/13	.... L.....	at Memphis*	.....	8-47
11/20	.... W.....	WICHITA STATE* #	.....	31-10
12/4	..... L.....	at San Diego State	.....	28-44
% game played at Cotton Bowl (Dallas, Texas)				
# game played at Texas Stadium (Irving, Texas)				

## 1972 (1-10; 0-7 MVC)

9/16	..... L.....	at Long Beach State	.....	21-24
9/23	..... L.....	SAN DIEGO STATE #	.....	0-25
9/30	..... L.....	at Drake*	.....	8-54
10/7	..... L.....	at Wichita State*	.....	6-23
10/14	.... L.....	at Louisville*	.....	6-56
10/21	.... L.....	MEMPHIS* #	.....	6-7
10/28	.... L.....	at #18 Arkansas	.....	16-42
11/4	..... W.....	CINCINNATI #	.....	27-25
11/11	.... L.....	NEW MEXICO ST*	.....	22-36
11/18	.... L.....	W. TEXAS ST* #	.....	14-17
11/25	.... L.....	at Tulsa*	.....	22-45
# game played at Texas Stadium				

## THE HAYDEN FRY ERA 40-23-3 CAREER

### MISSOURI VALLEY CONFERENCE CHAMPIONS

#### 1973 (5-5-1; 5-1 MVC)

9/8	..... L.....	UTA #	.....	7-31
9/15	.... L.....	at Memphis	.....	3-24
9/22	.... W.....	WEST TEXAS A&M*	.....	32-15
9/29	.... T.....	LONG BEACH STATE	.....	0-0
10/13	.... W.....	at Louisville*	.....	7-6
10/20	.... W.....	DRAKE*	.....	19-7
10/27	.... W.....	at New Mexico State*	.....	27-7
11/3	.... L.....	at Cincinnati	.....	3-52
11/10	.... W.....	WICHITA STATE*	.....	31-21
11/17	.... L.....	TULSA*	.....	15-24
11/24	.... L.....	at San Diego State	.....	9-56
# game played at Texas Stadium (Irving, Texas)				

#### 1974 (2-7-2; 1-3-2 MVC)

9/14	..... L.....	SMU #	.....	6-7
9/21	..... L.....	at Tulsa	.....	6-31
9/28	..... L.....	LAMAR	.....	7-27
10/5	.... T.....	at Drake*	.....	24-24
10/12	.... L.....	LOUISVILLE*	.....	10-24
10/19	.... W.....	NEW MEXICO STATE*	.....	24-19
10/26	.... L.....	MEMPHIS	.....	0-41
11/2	..... W.....	#20 SAN DIEGO STATE	.....	14-9
11/9	.... T.....	at Wichita State*	.....	10-10
11/16	.... L.....	at West Texas A&M*	.....	14-21
11/23	.... L.....	LONG BEACH STATE	.....	19-35
# game played at Texas Stadium (Irving, Texas)				

#### 1975 (7-4)

9/4	..... W.....	UTA #	.....	27-14
9/13	..... W.....	at Drake	.....	7-3
9/20	..... L.....	at San Diego State	.....	12-30
9/27	.... L.....	at #17 Oklahoma State	.....	7-61
10/4	..... L.....	at Memphis	.....	19-21
10/11	.... W.....	HOUSTON #	.....	28-0
10/18	.... L.....	at Mississippi State	.....	12-15
10/25	.... W.....	at Tennessee	.....	21-14
11/8	.... W.....	CAL POLY POMONA	.....	27-17
11/15	.... W.....	at New Mexico State	.....	24-20
11/29	.... W.....	WEST TEXAS A&M	.....	16-15
# game played at Texas Stadium (Irving, Texas)				

#### 1976 (7-4)

9/4	..... L.....	at Mississippi State +	.....	0-7
9/11	..... W.....	UTA	.....	24-7
9/18	..... L.....	at #19 Texas	.....	14-17
9/25	.... L.....	SMU#	.....	31-38
10/2	.... L.....	at Oklahoma State	.....	10-16
10/9	.... W.....	at Cal Poly Pomona	.....	21-10
10/16	.... W.....	at West Texas A&M	.....	10-7
10/23	.... W.....	at New Mexico State	.....	25-14
10/30	.... W.....	at Louisiana Tech\$	.....	14-8
11/13	.... L.....	FLORIDA STATE	.....	20-21
11/20	.... W.....	DRAKE	.....	63-0
+ game forfeited to North Texas				
# game played at Texas Stadium (Irving, Texas)				
\$ game played in Shreveport, La.				

## 1977 (10-1)

9/3	..... L.....	at #16 Mississippi State +	.....	15-17
9/10	..... W.....	at UTEP	.....	41-10
9/17	.... W.....	SMU #	.....	24-13
9/24	.... W.....	WEST TEXAS A&M	.....	31-20
10/1	..... W.....	at Richmond	.....	47-14
10/8	..... W.....	at Southern Miss	.....	27-14
10/15	.... W.....	UTA #	.....	15-6
10/22	.... W.....	at Memphis State	.....	20-19
10/29	.... L.....	at #20 Florida State	.....	14-35
11/5	.... W.....	NEW MEXICO STATE	.....	45-17
11/19	.... W.....	at Louisiana Tech	.....	41-14
# game played at Texas Stadium (Irving, Texas)				
+ game forfeited to North Texas				

## 1978 (9-2)

9/2	..... W.....	UTEP	.....	49-0
9/9	..... L.....	MISSISSIPPI STATE #	.....	5-17
9/16	..... W.....	UTA #	.....	28-23
9/23	.... W.....	at New Mexico State	.....	22-21
9/30	.... W.....	OKLAHOMA STATE #	.....	12-7
10/7	.... W.....	at West Texas A&M	.....	35-0
10/14	.... L.....	at #12 Texas	.....	16-26
10/28	.... W.....	at Louisiana Tech	.....	16-14
11/4	.... W.....	SOUTHERN MISS	.....	25-12
11/11	.... W.....	ULM	.....	28-6
11/18	.... W.....	MEMPHIS	.....	41-24
# game played at Texas Stadium				

## THE JERRY MOORE ERA 11-11 CAREER

#### 1979 (5-6)

9/1	..... W.....	UTEP	.....	35-0
9/8	..... L.....	at Oklahoma State	.....	7-25
9/15	.... W.....	UTA #	.....	19-14
9/22	.... L.....	#18 SMU #	.....	9-20
9/29	.... L.....	at Kansas	.....	18-37
10/6	..... L.....	at Southern Miss	.....	10-30
10/13	.... W.....	NEW MEXICO STATE	.....	21-7
10/20	.... W.....	WEST TEXAS A&M	.....	28-14
10/27	.... L.....	at Memphis	.....	0-22
11/3	..... W.....	at Louisiana Tech	.....	19-17
11/17	.... L.....	at East Carolina	.....	16-49
# game played at Texas Stadium (Irving, Texas)				

#### 1980 (6-5)

9/6	..... W.....	at UTA	.....	31-14
9/13	.... L.....	SMU #	.....	9-28
9/20	.... W.....	at UTEP	.....	35-15
9/27	.... L.....	at Houston	.....	20-24
10/4	.... W.....	LOUISIANA	.....	22-20
10/11	.... L.....	at Tulsa	.....	27-28
10/18	.... W.....	at Memphis	.....	29-10
11/1	.... W.....	at New Mexico State	.....	38-28
11/8	.... L.....	at #13 BYU	.....	23-41
11/15	.... W.....	ULM	.....	26-18
11/22	.... L.....	at Miami	.....	8-26
# game played at Texas Stadium (Irving, Texas)				



# ALL-TIME RESULTS

## THE BOB TYLER ERA 2-9 CAREER

### 1981 (2-9)

9/5	L.....at Kentucky.....	6-28
9/12	L.....SMU#.....	7-34
9/19	L.....at #9 Texas.....	10-23
9/26	L.....at Louisiana.....	11-34
10/3	L.....OKLAHOMA STATE %.....	0-9
10/10	W.....NEW MEXICO STATE.....	38-16
10/24	L.....UTA%.....	6-7
10/31	L.....SOUTHERN MISS.....	0-22
11/7	L.....at Auburn.....	0-20
11/14	W.....at ULM.....	17-14
11/28	L.....at San Jose State.....	16-28

# game played at Texas Stadium (Irving, Texas)  
% game played at Cotton Bowl (Dallas, Texas)

## THE CORKY NELSON ERA 48-52-1 CAREER

### 1982 (2-9)

9/4	L.....at Baylor.....	17-21
9/11	L.....at Oklahoma State.....	6-27
9/18	L.....ULM.....	15-38
9/25	L.....LOUISIANA.....	14-31
10/2	L.....at #7 SMU #.....	10-38
10/9	W.....at UTA.....	17-3
10/23	L.....at West Texas A&M.....	22-24
10/30	L.....NEW MEXICO.....	17-20
11/6	L.....at New Mexico State.....	19-30
11/13	W.....at Richmond.....	22-13
11/20	L.....#20 TULSA.....	20-38

# game played at Texas Stadium (Irving, Texas)

## SOUTHLAND CONFERENCE CHAMPIONS

### 1983 (8-4; 5-1 SLC)

9/3	W.....WEST TEXAS A&M.....	32-3
9/10	L.....at Oklahoma State.....	13-20
9/17	W.....NEW MEXICO STATE.....	49-3
9/24	L.....at #2 Texas.....	6-26
10/1	W.....at New Mexico.....	18-8
10/8	W.....at Arkansas State*.....	17-0
10/15	W.....at McNeese State*.....	17-10
10/22	L.....LOUISIANA TECH*.....	18-25
10/29	W.....LAMAR*.....	10-0
11/5	W.....at ULM*.....	27-7
11/12	W.....UTA*.....	52-15
11/19	L.....at Nevada #.....	17-20

# NCAA Div. I-AA Playoffs

### 1984 (2-9; 1-5 SLC)

9/1	W.....ANGELO STATE.....	7-3
9/15	L.....at Lamar*.....	6-10
9/22	L.....at #13 SMU #.....	6-24
9/29	L.....at Louisiana Tech*.....	12-17
10/6	L.....at Arkansas State*.....	9-14
10/13	L.....MCNEESE STATE*.....	7-26
10/20	L.....at TCU.....	3-34
10/27	L.....TEXAS STATE.....	19-27
11/3	L.....at Kentucky.....	7-31
11/10	W.....ULM*.....	10-3
11/17	L.....at UTA*.....	0-22

# game played at Texas Stadium (Irving, Texas)

### 1985 (4-6-1; 2-3-1 SLC)

9/7	W.....NORTHWESTERN STATE.....	34-14
9/14	L.....at #8 Oklahoma State.....	9-10
9/21	L.....at Texas Tech.....	7-28
9/28	W.....at Kansas State.....	22-10
10/5	L.....LOUISIANA TECH*.....	8-33
10/12	L.....at Arkansas State*.....	0-56
10/19	L.....at TCU.....	10-14
10/26	T.....at McNeese State*.....	0-0
11/9	W.....LAMAR*.....	20-0
11/16	L.....at ULM*.....	17-18
11/23	W.....UTA*.....	23-20

### 1986 (6-4; 3-2 SLC)

9/6	W.....at Texas State.....	7-0
9/20	L.....at #16 Texas A&M.....	28-48
9/27	W.....MCNEESE STATE*.....	21-13
10/4	L.....at Louisiana Tech*.....	10-17
10/11	W.....NORTHWESTERN STATE.....	24-3
10/18	W.....at TCU.....	24-20
10/25	W.....at Lamar*.....	33-13
11/1	L.....at UNLV.....	26-27
11/8	L.....ARKANSAS STATE*.....	21-43
11/15	W.....ULM*.....	28-20

### 1987 (7-5; 5-1 SLC)

9/5	L.....at #1 Oklahoma.....	14-69
9/12	W.....TEXAS STATE*.....	20-3
9/19	W.....at Northwestern State*.....	15-13
9/26	W.....at McNeese State*.....	38-16
10/3	W.....ABILENE CHRISTIAN.....	26-3
10/10	W.....at Sam Houston.*.....	41-24
10/17	L.....at TCU.....	10-19
10/31	W.....at Stephen F. Austin*.....	16-14
11/7	L.....at Arkansas State.....	20-27
11/14	L.....at ULM*.....	23-24
11/21	L.....LOUISIANA TECH.....	10-5
11/28	L.....at ULM #.....	9-30

# NCAA Div. I-AA Playoffs (Monroe, La.)

### 1988 (8-4; 4-2 SLC)

9/3	W.....at Texas Tech.....	29-24
9/17	W.....ARKANSAS STATE.....	49-21
9/24	L.....at Texas.....	24-27
10/1	W.....E. WASHINGTON.....	51-0
10/8	W.....ULM*.....	26-23
10/15	W.....MCNEESE STATE*.....	37-0
10/22	W.....at Sam Houston*.....	24-3
10/29	L.....at Stephen F. Austin*.....	10-17
11/5	L.....NORTHWESTERN STATE*.....	17-25
11/12	W.....at Texas State*.....	30-10
11/19	W.....at Rice.....	33-17
11/25	L.....at Marshall #.....	0-7

# NCAA Div. I-AA Playoffs (Huntington, W.Va.)

### 1989 (5-6; 2-4 SLC)

9/9	W.....ABILENE CHRISTIAN.....	35-19
9/16	W.....MURRAY STATE.....	28-14
9/23	W.....at Arkansas State.....	20-17
9/30	L.....at Kansas State.....	17-20
10/7	L.....at Northwestern State*.....	7-30
10/14	L.....STEPHEN F. AUSTIN*.....	16-35
10/21	L.....SAM HOUSTON.*.....	6-14
10/28	L.....at SMU.....	9-35
11/4	W.....at McNeese State*.....	31-19
11/11	L.....TEXAS STATE*.....	20-25
11/18	W.....at ULM*.....	28-25

### 1990 (6-5; 2-4 SLC)

9/8	W.....ALCORN STATE.....	20-7
9/15	W.....ABILENE CHRISTIAN.....	38-6
9/22	L.....at #12 Texas A&M.....	8-40
9/29	L.....NORTHWESTERN STATE*.....	18-28
10/6	W.....SMU.....	14-7
10/13	W.....at Stephen F. Austin*.....	31-24
10/20	L.....MCNEESE STATE*.....	14-16
10/27	L.....at Sam Houston*.....	14-26
11/2	W.....ARKANSAS STATE.....	35-26
11/10	W.....at Texas State*.....	16-15
11/24	L.....ULM*.....	15-16

## THE DENNIS PARKER ERA 11-21-1 CAREER

### 1991 (3-7-1; 2-5 SLC)

9/7	W.....ABILENE CHRISTIAN.....	24-0
9/14	L.....at #9 Oklahoma.....	2-40
9/21	L.....at Nevada.....	0-72
9/28	T.....MISSOURI STATE.....	21-21
10/12	L.....at Northwestern State*.....	10-24
10/19	W.....STEPHEN F. AUSTIN*.....	18-14
10/26	L.....SAM HOUSTON.*.....	6-14
11/2	L.....at McNeese State*.....	3-41
11/9	W.....at Nicholls State*.....	24-19
11/16	L.....TEXAS STATE*.....	6-38
11/23	L.....at ULM*.....	21-44

### 1992 (4-7; 3-4 SLC)

9/5	W.....ABILENE CHRISTIAN.....	41-0
9/12	L.....at SMU.....	14-28
9/19	L.....at Missouri State.....	10-35
9/26	L.....at Texas.....	15-33
10/10	L.....NORTHWESTERN STATE...*	34-37
10/17	W.....at Stephen F. Austin*.....	21-11
10/24	L.....at Sam Houston.*.....	14-34
10/31	L.....MCNEESE STATE*.....	25-26
11/7	W.....NICHOLLS STATE*.....	31-3
11/14	W.....at Texas State*.....	13-10
11/21	L.....ULM*.....	25-47

### 1993 (4-7; 2-5 SLC)

9/4	L.....at #8 Nebraska.....	14-76
9/11	L.....at Northern Arizona.....	23-24
9/18	W.....MISSOURI STATE.....	34-33
9/25	W.....ABILENE CHRISTIAN.....	33-13
10/9	W.....TEXAS STATE*.....	35-28
10/16	L.....at McNeese State*.....	17-18
10/23	L.....NORTHWESTERN STATE*.....	37-38
10/30	L.....at Sam Houston.*.....	14-24
11/6	L.....STEPHEN F. AUSTIN*.....	27-29
11/13	W.....NICHOLLS STATE*.....	63-21
11/20	L.....at ULM.....	31-61

HISTORY





# ALL-TIME RESULTS

## THE MATT SIMON ERA CAREER 18-26-1

### SOUTHLAND CONFERENCE CHAMPIONS

**1994 (7-4-1; 5-0-1 SLC)**

9/1	..... W.....	ABILENE CHRISTIAN	.....	48-0
9/10	..... W.....	at Missouri State	.....	26-20
9/24	..... L.....	MONTANA	.....	17-21
10/1	..... L.....	at Oklahoma State	.....	34-36
10/8	..... W.....	at Texas State*	.....	27-14
10/15	..... W.....	MCNEESE STATE*	.....	38-17
10/22	..... W.....	at Northwestern State*	.....	28-25
10/29	..... W.....	SAM HOUSTON*	.....	21-16
11/4	..... T.....	at Stephen F. Austin*	.....	33-33
11/12	..... W.....	at Nicholls State*	.....	31-17
11/19	..... L.....	at ULM	.....	20-38
11/26	..... L.....	at Boise State #	.....	20-24

# NCAA Div. I-AA Playoffs (Boise, Idaho)

**1995 (2-9)**

9/2	..... L.....	at Missouri	.....	7-28
9/9	..... L.....	KANSAS #	.....	10-27
9/16	..... W.....	OREGON STATE	.....	30-27
9/23	..... L.....	at #10 Oklahoma	.....	10-51
10/7	..... L.....	at Nevada	.....	24-56
10/14	..... L.....	UAB	.....	14-19
10/21	..... L.....	at LSU	.....	7-49
10/28	..... L.....	at Alabama	.....	19-38
11/4	..... L.....	at UNLV	.....	24-34
11/11	..... W.....	IDAHO STATE	.....	41-38
11/18	..... L.....	at Louisville	.....	14-57

# game played at Texas Stadium (Irving, Texas)

**1996 (5-6; 3-2 BIG WEST)**

9/7	..... W.....	ILLINOIS STATE	.....	20-14
9/14	..... L.....	at #18 Arizona State	.....	7-52
9/21	..... L.....	at Texas A&M	.....	0-55
9/28	..... L.....	ARMY#	.....	10-27
10/5	..... W.....	at Northern Illinois	.....	24-21
10/12	..... L.....	VANDERBILT	.....	7-19
10/19	..... W.....	NEW MEXICO STATE*	.....	13-0
10/26	..... L.....	NEVADA*	.....	13-40
11/2	..... L.....	at Utah State*	.....	13-21
11/9	..... W.....	at Boise State*	.....	30-27
11/16	..... W.....	IDAHO*	.....	24-17

# game played at Texas Stadium (Irving, Texas)

**1997 (4-7; 2-3 BIG WEST)**

8/30	..... L.....	at Vanderbilt	.....	12-29
9/6	..... L.....	at Oregon State	.....	7-33
9/13	..... W.....	INDIANA STATE	.....	41-6
9/20	..... W.....	at Texas Tech	.....	30-27
9/27	..... L.....	#22 TEXAS A&M#	.....	10-36
10/4	..... L.....	at Idaho*	.....	17-30
10/18	..... L.....	BOISE STATE*	.....	14-17
10/25	..... L.....	at Nevada*	.....	10-65
11/8	..... W.....	at New Mexico State*	.....	26-15
11/15	..... L.....	at Army	.....	14-25
11/22	..... W.....	UTAH STATE*	.....	51-48

#game played at Texas Stadium (Irving, Texas)

## THE DARRELL DICKEY ERA 42-64 CAREER

**1998 (3-8; 3-2 BIG WEST)**

9/5	..... L.....	at Oklahoma	.....	9-37
9/12	..... L.....	TEXAS TECH #	.....	0-30
9/19	..... L.....	at Arizona State	.....	15-34
9/26	..... L.....	at #17 Texas A&M	.....	9-28
10/10	..... W.....	at Boise State*	.....	21-13
10/17	..... W.....	NEVADA*	.....	27-21
10/24	..... L.....	HOUSTON	.....	9-31
10/31	..... L.....	IDAHO*	.....	23-41
11/7	..... L.....	at Kansas	.....	14-23
11/14	..... L.....	at Utah State*	.....	27-28
11/21	..... W.....	NEW MEXICO STATE*	.....	19-11

# game played at Texas Stadium (Irving, Texas)

**1999 (2-9; 1-5 BIG WEST)**

9/2	..... L.....	UNLV	.....	3-26
9/11	..... L.....	at LSU	.....	0-52
9/18	..... W.....	at Texas Tech	.....	21-14
10/2	..... L.....	at Baylor	.....	10-23
10/9	..... L.....	at Idaho*	.....	10-28
10/16	..... W.....	BOISE STATE*	.....	17-10
10/23	..... L.....	ARKANSAS STATE*	.....	10-14
10/30	..... L.....	at Nevada*	.....	28-41
11/13	..... L.....	at TCU	.....	3-27
11/20	..... L.....	at New Mexico State*	.....	9-22
11/27	..... L.....	UTAH STATE*	.....	7-34

**2000 (3-8; 1-4 BIG WEST)**

8/31	..... L.....	BAYLOR	.....	7-20
9/9	..... L.....	at Texas Tech	.....	7-13
9/16	..... L.....	at UNLV	.....	0-38
9/23	..... L.....	at #4 Kansas State	.....	10-55
10/5	..... W.....	SAMFORD	.....	41-6
10/14	..... L.....	UTAH STATE*	.....	12-17
10/21	..... L.....	at Boise State*	.....	0-59
10/28	..... W.....	at Louisiana	.....	13-0
11/4	..... L.....	IDAHO*	.....	14-16
11/11	..... L.....	at Arkansas State*	.....	28-53
11/18	..... W.....	NEW MEXICO STATE*	.....	30-23

**SUN BELT CONFERENCE  
CO-CHAMPIONS**

**2001 (5-7; 5-1 SBC)**

9/1	..... L.....	TCU	.....	5-19
9/8	..... L.....	at #3 Oklahoma	.....	10-37
9/22	..... L.....	TEXAS TECH #	.....	14-42
9/29	..... L.....	at South Florida	.....	10-28
10/6	..... L.....	at ULM*	.....	17-19
10/13	..... W.....	MIDDLE TENNESSEE*	.....	24-21
10/20	..... W.....	ARKANSAS STATE*	.....	45-0
11/3	..... W.....	at New Mexico State*	.....	22-20
11/10	..... W.....	LOUISIANA*	.....	42-17
11/17	..... W.....	at Idaho*	.....	50-27
12/1	..... L.....	at Troy	.....	16-18
12/18	..... L.....	Colorado State^	.....	20-45

# game played at Texas Stadium (Irving, Texas)  
^ New Orleans Bowl  
(Louisiana Superdome, New Orleans, La.)

## SUN BELT CONFERENCE CHAMPIONS

**2002 (8-5; 6-0 SBC)**

8/31	..... L.....	at #4 Texas	.....	0-27
9/7	..... W.....	NICHOLLS STATE	.....	23-0
9/14	..... L.....	at Alabama	.....	7-33
9/21	..... L.....	at TCU	.....	10-16
9/28	..... L.....	at Arizona	.....	9-14
10/5	..... L.....	SOUTH FLORIDA	.....	17-24
10/19	..... W.....	at Arkansas State*	.....	13-10
10/26	..... W.....	at Louisiana*	.....	27-0
11/2	..... W.....	ULM*	.....	41-2
11/9	..... W.....	IDAHO*	.....	10-0
11/16	..... W.....	NEW MEXICO STATE*	.....	38-27
11/23	..... W.....	at Middle Tennessee*	.....	30-20
12/17	..... W.....	Cincinnati^	.....	24-19

^ New Orleans Bowl  
(Louisiana Superdome, New Orleans, La.)

## SUN BELT CONFERENCE CHAMPIONS

**2003 (9-4; 7-0 SBC)**

8/30	..... L.....	at #1 Oklahoma	.....	3-37
9/6	..... W.....	BAYLOR	.....	52-14
9/13	..... L.....	at Air Force	.....	21-34
9/20	..... L.....	at Arkansas*	.....	7-31
9/27	..... W.....	LOUISIANA*	.....	44-23
10/11	..... W.....	at Idaho*	.....	24-14
10/18	..... W.....	UTAH STATE*	.....	37-27
10/25	..... W.....	at Middle Tennessee*	.....	33-28
10/30	..... W.....	TROY	.....	21-0
11/8	..... W.....	at ULM*	.....	28-26
11/15	..... W.....	ARKANSAS STATE*	.....	58-14
11/17	..... W.....	at New Mexico State*	.....	13-10
12/16	..... L.....	Memphis^	.....	17-27

^ New Orleans Bowl  
(Louisiana Superdome, New Orleans, La.)

## SUN BELT CONFERENCE CHAMPIONS

**2004 (7-5; 7-0 SBC)**

9/4	..... L.....	at #7 Texas	.....	0-65
9/11	..... L.....	FLORIDA ATLANTIC	.....	13-20
9/18	..... L.....	at Colorado	.....	21-52
9/25	..... L.....	at Baylor	.....	14-37
10/2	..... W.....	MIDDLE TENNESSEE*	.....	30-21
10/9	..... W.....	at Utah State*	.....	31-23
10/23	..... W.....	NEW MEXICO ST*	.....	36-26
10/30	..... W.....	ULM*	.....	45-30
11/5	..... W.....	at Louisiana*	.....	27-17
11/13	..... W.....	IDAHO*	.....	51-29
11/18	..... W.....	at Arkansas State*	.....	31-7
12/14	..... L.....	Southern Miss.^	.....	10-31

^ Wyndham New Orleans Bowl  
(Louisiana Superdome, New Orleans, La.)

**2005 (2-9; 2-5 SBC)**

9/10	..... W.....	at Middle Tennessee*	.....	14-7
9/17	..... L.....	TULSA	.....	2-54
9/24	..... L.....	at Kansas State	.....	7-54
10/4	..... L.....	TROY*	.....	10-13
10/15	..... W.....	at FIU*	.....	13-10
10/22	..... L.....	at Louisiana Tech	.....	14-40
10/29	..... L.....	at #7 LSU	.....	3-56
11/5	..... L.....	Louisiana*	.....	28-31
11/12	..... L.....	at Florida Atlantic* ^	.....	23-26
11/19	..... L.....	ULM*	.....	19-24
11/26	..... L.....	ARKANSAS STATE*	.....	24-31

^ - Played at Dolphins Stadium (Miami, Fla.)

HISTORY



# ALL-TIME RESULTS

## 2006 (3-9; 2-5 SBC)

9/2	L.....at #3 Texas.....	7-56
9/9	W.....SMU.....	24-6
9/16	L.....at Tulsa.....	3-28
9/23	L.....at Akron.....	13-33
9/30	L.....MIDDLE TENNESSEE*.....	0-35
10/7	W.....FIU*.....	25-22(20T)
10/21	L.....at Arkansas State*.....	10-29
10/28	L.....at Troy*.....	6-14
11/4	L.....LOUISIANA TECH.....	31-34
11/11	W.....at Louisiana*.....	16-7
11/18	L.....FLORIDA ATLANTIC*.....	16-17
11/25	L.....at ULM*.....	3-23

## THE TODD DODGE ERA 6-37 CAREER

## 2007 (2-10; 1-6 SBC)

9/1	L.....at #8 Oklahoma.....	10-79
9/8	L.....at SMU.....	31-45
9/22	L.....FLORIDA ATLANTIC*.....	20-30
9/29	L.....at Arkansas.....	7-66
10/6	L.....at Louisiana*.....	29-38
10/13	W.....ULM*.....	31-21
10/20	L.....at Troy*.....	7-45
10/27	L.....MIDDLE TENNESSEE*.....	29-48
11/10	L.....NAVY.....	62-74
11/15	L.....at Arkansas State*.....	27-31
11/24	W.....WESTERN KENTUCKY.....	27-26
12/1	L.....at FIU*.....	19-38

## 2008 (1-11; 0-7 SBC)

8/30	L.....at Kansas St.....	6-45
9/6	L.....TULSA.....	26-56
9/13	L.....at #7 LSU.....	3-41
9/27	L.....at Rice.....	20-77
10/4	L.....FIU*.....	10-42
10/11	L.....Louisiana*.....	30-59
10/18	L.....at ULM*.....	23-35
10/25	L.....TROY*.....	17-45
11/1	W.....at Western Kentucky.....	51-40
11/8	L.....at Florida Atlantic*.....	13-46
11/22	L.....at Middle Tennessee*.....	13-52
11/29	L.....ARKANSAS STATE*.....	28-33

## 2009 (2-10; 1-7 SBC)

9/3	W.....at Ball State.....	20-10
9/12	L.....OHIO.....	30-31 (20T)
9/19	L.....at #4 Alabama.....	7-53
9/26	L.....MIDDLE TENNESSEE*.....	21-37
10/10	L.....at Louisiana*.....	34-38
10/17	L.....FLORIDA ATLANTIC*.....	40-44
10/24	L.....at Troy*.....	26-50
10/31	W.....WESTERN KENTUCKY*.....	68-49
11/7	L.....ULM*.....	6-33
11/14	L.....at FIU*.....	28-35
11/21	L.....ARMY.....	13-17
11/28	L.....at Arkansas State*.....	26-30

## 2010 (3-9; 3-6 SBC)

9/4	L.....at Clemson.....	10-35
9/11	L.....RICE.....	31-32
9/18	L.....at Army.....	0-24
9/25	W.....at Florida Atlantic*.....	21-17
10/2	L.....Louisiana*.....	27-28
10/9	L.....ARKANSAS STATE*.....	19-24
10/16	L.....FIU*.....	10-34
10/30	W.....at Western Kentucky*.....	33-6
11/6	L.....TROY*.....	35-41
11/13	W.....at Middle Tennessee*.....	23-17
11/20	L.....at ULM*.....	37-49
11/27	L.....KANSAS STATE.....	41-49

-Mike Canales Interim HC- 2-3

## THE DAN MCCARNEY ERA 22-32 CAREER

## 2011 (5-7; 4-4 SBC)

9/1	L.....at FIU*.....	16-41
9/10	L.....HOUSTON.....	23-48
9/17	L.....at #2 Alabama.....	0-41
9/24	W.....INDIANA.....	24-21
10/1	L.....at Tulsa.....	24-41
10/8	W.....FLORIDA ATLANTIC*.....	31-17
10/15	L.....at Louisiana*.....	10-30
10/22	W.....ULM*.....	38-21
10/29	L.....at Arkansas State*.....	14-37
11/12	W.....at Troy*.....	38-33
11/19	L.....WESTERN KENTUCKY*.....	21-31
12/3	W.....MIDDLE TENNESSEE*.....	59-7

## 2012 (4-8; 3-5 SBC)

9/1	L.....at No. 1 LSU.....	14-41
9/8	W.....TEXAS SOUTHERN.....	34-7
9/15	L.....at No. 14 Kansas State.....	21-35
9/22	L.....TROY*.....	7-14
9/29	W.....at Florida Atlantic*.....	20-14
10/6	L.....at Houston.....	21-44
10/16	W.....Louisiana*.....	30-23
10/27	L.....at Middle Tennessee*.....	21-38
11/3	L.....ARKANSAS STATE*.....	19-37
11/10	W.....SOUTH ALABAMA*.....	24-14
11/17	L.....at ULM*.....	16-42
11/24	L.....at Western Kentucky*.....	24-25

## 2013 (9-4; 6-2 C-USA)

8/31	W.....IDAHO.....	40-6
9/7	L.....at Ohio.....	21-27
9/14	W.....BALL STATE.....	34-27
9/21	L.....at No. 9 Georgia.....	21-45
10/5	L.....at Tulane*.....	21-24
10/12	W.....MIDDLE TENNESSEE*.....	34-7
10/19	W.....at Louisiana Tech*.....	28-13
10/26	W.....at Southern Miss*.....	55-14
10/31	W.....RICE*.....	28-16
11/9	W.....UTEP*.....	41-7
11/23	L.....UTSA*.....	13-21
11/30	W.....at Tulsa*.....	42-10
1/1	W.....UNLV^.....	36-14

^ Heart of Dallas Bowl  
(Cotton Bowl, Dallas, TX)

## 2014 (4-8; 2-6 C-USA)

8/30	L.....at No. 24 Texas.....	7-38
9/6	W.....SMU.....	43-6
9/11	L.....LOUISIANA TECH*.....	21-42
9/20	W.....NICHOLLS.....	77-3
10/4	L.....at Indiana.....	24-49
10/11	L.....at UAB*.....	21-56
10/18	L.....SOUTHERN MISS*.....	20-30
10/25	L.....at Rice*.....	21-41
11/8	W.....FLORIDA ATLANTIC*.....	31-10
11/15	L.....at UTEP*.....	17-35
11/22	W.....FIU*.....	17-14
11/29	L.....at UTSA*.....	27-34

## 2015 (1-11; 1-7 C-USA)

9/12	L.....at SMU.....	13-31
9/19	L.....RICE*.....	24-38
9/26	L.....at Iowa.....	16-62
10/3	L.....at Southern Miss*.....	14-49
10/10	L.....PORTLAND STATE.....	7-66
10/15	L.....WESTERN KENTUCKY*.....	28-55
10/24	L.....at Marshall*.....	13-30
10/31	W.....UTSA*.....	30-23
11/7	L.....at Louisiana Tech*.....	13-56
11/14	L.....at Tennessee.....	0-24
11/21	L.....at Middle Tennessee*.....	7-41
11/28	L.....UTEP*.....	17-20

-Mike Canales Interim HC- 1-6

## THE SETH LITRELL ERA 44-44 CAREER

## 2016 (5-8; 3-5 C-USA)

9/3	L.....SMU.....	21-34
9/10	W.....BETHUNE-COOKMAN.....	41-20
9-17	L.....at #23 Florida.....	0-32
9/24	W.....at Rice*.....	42-35(20T)
10/1	L.....MIDDLE TENNESSEE*.....	13-30
10/8	W.....MARSHALL*.....	38-21
10/22	W.....at Army.....	35-18
10/29	L.....at UTSA*.....	17-31
11/5	L.....LOUISIANA TECH*.....	24-45
11/12	L.....at Western Kentucky*.....	7-45
11/19	W.....SOUTHERN MISS*.....	29-23
11/26	L.....at UTEP*.....	24-52
12/27	L.....Army^.....	31-38(OT)

^ Zaxby's Heart of Dallas Bowl  
(Cotton Bowl, Dallas, TX)

## 2017 (9-5; 7-1 C-USA)

9/2	W.....LAMAR.....	59-14
9/9	L.....at SMU.....	32-54
9/16	L.....at Iowa.....	14-31
9/23	W.....UAB*.....	46-43
9/30	W.....at Southern Miss*.....	43-28
10/14	W.....UTSA*.....	29-26
10/21	L.....at Florida Atlantic*.....	31-69
10/28	W.....OLD DOMINION*.....	45-38
11/4	W.....at Louisiana Tech*.....	24-23
11/11	W.....UTEP*.....	45-10
11/18	W.....ARMY.....	52-49
11/25	W.....at Rice*.....	30-14
12/2	L.....at Florida Atlantic&.....	17-41
12/16	L.....Troy^.....	30-50

& Conference USA Championship Game  
^ R+L Carriers New Orleans Bowl  
(Mercedes-Benz SuperDome, New Orleans, LA)

## 2018 (9-4; 5-3 C-USA)

9/1	W.....SMU.....	46-23
9/8	W.....INCARNATE WORD.....	58-16
9/15	W.....at Arkansas.....	44-17
9/22	W.....at Liberty.....	47-7
9/29	L.....LOUISIANA TECH*.....	27-29
10/6	W.....at UTEP*.....	27-24
10/13	W.....SOUTHERN MISS*.....	30-7
10/20	L.....at UAB*.....	21-29
10/27	W.....RICE*.....	41-17
11/10	L.....at Old Dominion*.....	31-34
11/15	W.....FLORIDA ATLANTIC*.....	41-38
11/24	W.....at UTSA*.....	24-21
12/15	L.....No. 23 Utah State^.....	13-52

^ New Mexico Bowl  
(Dreamstyle Stadium, Albuquerque, NM)

## 2019 (4-8; 3-5 C-USA)

8/31	W.....ABILENE CHRISTIAN.....	51-31
9/7	L.....at SMU.....	27-49
9/14	L.....at California.....	17-23
9/21	W.....UTSA*.....	45-3
9/28	L.....HOUSTON.....	25-46
10/12	L.....at Southern Miss*.....	27-45
10/19	W.....MIDDLE TENNESSEE*.....	33-30
10/26	L.....at Charlotte*.....	38-39
11/2	W.....UTEP*.....	52-26
11/9	L.....at Louisiana Tech*.....	17-52
11/23	L.....at Rice*.....	14-20
11/30	L.....UAB*.....	21-26

HISTORY



# ALL-TIME RESULTS

## 2020 (4-6; 3-4 C-USA)

9/5	..... W.....	HOUSTON BAPTIST	.....	57-31
9/19	..... L.....	SMU	.....	35-65
9/26	.....	at Houston	.....	Canceled%
10/3	..... L.....	SOUTHERN MISS*	.....	31-41
10/10	..... L.....	CHARLOTTE*	.....	21-49
10/17	..... W.....	at Middle Tennessee*	.....	52-35
11/14	.....	at UAB*	.....	Canceled%
11/21	..... W.....	RICE*	.....	27-17
11/28	..... L.....	at UTSA*	.....	17-49
12/3	..... L.....	LOUISIANA TECH*	.....	31-42
12/11	..... W.....	at UTEP#*	.....	45-43
12/21	..... L.....	Appalachian State^	.....	28-56

^ Myrtle Beach Bowl (Conway, S.C.)

% Games were canceled due to COVID-19 pandemic

#Game was played in Denton but was a home game for UTEP due to COVID-19

## 2021 (6-7; 5-3 C-USA)

9/4	..... W.....	NORTHWESTERN ST	.....	44-14
9/11	..... L.....	at SMU	.....	12-35
9/18	..... L.....	UAB*	.....	6-40
9/25	..... L.....	at LA Tech*	.....	17-24
10/9	..... L.....	at Missouri	.....	35-48
10/15	..... L.....	MARSHALL*	.....	21-49
10/23	..... L.....	LIBERTY	.....	26-35
10/30	..... W.....	at Rice*	.....	30-24 (OT)
11/6	..... W.....	at Southern Miss*	.....	38-14
11/13	..... W.....	UTEP*	.....	20-17
11/20	..... W.....	at FIU*	.....	49-7
11/27	..... W.....	#15 UTSA*	.....	45-23
12/23	..... L.....	Miami (OH)^	.....	14-27

^ Frisco Football Classic (Frisco, Texas)

## 2022 (7-7; 6-2 C-USA)

8/27	..... W.....	at UTEP*	.....	31-13
9/3	..... L.....	SMU	.....	10-48
9/10	..... W.....	TEXAS SOUTHERN	.....	59-27
9/17	..... L.....	at UNLV	.....	27-58
10/9	..... L.....	at Memphis	.....	34-44
10/1	..... W.....	FLORIDA ATLANTIC*	.....	45-28
10/15	..... W.....	LA TECH*	.....	47-27
10/22	..... L.....	at UTSA*	.....	27-31
10/29	..... W.....	at Western Kentucky*	.....	40-13
11/5	..... W.....	FIU*	.....	52-14
11/20	..... L.....	at UAB*	.....	21-41
11/27	..... W.....	RICE*	.....	21-17
12/2	..... L.....	at UTSA&	.....	27-48
12/17	..... L.....	Boise State^	.....	32-35

- Phil Bennett Interim HC - 0-1

& Conference USA Championship Game

^ Frisco Bowl (Frisco, Texas)

### KEY

Home games in CAPS

\* Conference Game



# YEARLY RECORDS

## EARLY YEARS (1913-1921)

YEAR	HEAD COACH	RECORD
1913	J.W. Pender	0-1
1914	J.W. Pender	3-3
1915	J.W. St. Clair	4-1
1916	J.W. St. Clair	4-3-1
1917	J.W. St. Clair	6-1-0
1918	J.W. St. Clair	1-2-1
1919	J.W. St. Clair	5-3-0
1920	Theron Fouts	7-1-0
1921	Theron Fouts	3-3-0

## TEXAS INTERCOLLEGIATE ATHLETIC ASSOC. (1922-1931)

YEAR	HC	OVERALL	TIAA	FINISH
1922	Theron Fouts	5-2-1	3-0	NA
1923	Theron Fouts	3-5-0	3-1	2nd
1924	Theron Fouts	5-3-1	4-1-1	2nd
1925	John Reid	6-4-0	4-2	4th
1926	John Reid	5-3-1	3-0-1	2nd
1927	John Reid	1-6-2	0-3-2	8th
1928	John Reid	4-5-0	2-2	5th
1929	Jack Sisco	4-3-2	3-0-1	2nd
1930	Jack Sisco	5-4-1	4-1	3rd
1931	Jack Sisco	8-3-0	4-0	1st

## LONE STAR CONFERENCE (1932-1942)

YEAR	HC	OVERALL	LSC	FINISH
1932	Jack Sisco	8-1-1	5-0	1st
1933	Jack Sisco	3-4-2	2-2-1	3rd
1934	Jack Sisco	5-4-0	2-2	T2nd
1935	Jack Sisco	5-3-1	3-1	T1st
1936	Jack Sisco	6-2-1	4-0	1st
1937	Jack Sisco	4-4-2	2-1-1	2nd
1938	Jack Sisco	7-4-0	2-2	3rd
1939	Jack Sisco	6-1-0	4-0	1st
1940	Jack Sisco	6-3-0	4-0	1st
1941	Jack Sisco	7-1-0	4-0	1st
1942	Lloyd Russell	3-5-0	1-2	3rd
1946	Odus Mitchell	7-3-1	4-1	1st
1947	Odus Mitchell	10-2-0	6-0	1st
1948	Odus Mitchell	6-4-0	4-2	2nd

## GULF COAST CONFERENCE (1949-1956)

YEAR	HC	OVERALL	GCC	FINISH
1949	Odus Mitchell	8-4-0	2-1	2nd
1950	Odus Mitchell	7-2-1	2-0-1	T1st
1951	Odus Mitchell	8-4-0	2-0	1st
1952	Odus Mitchell	7-3-0	2-0	1st
1953	Odus Mitchell	3-6-1	1-1	2nd
1954	Odus Mitchell	4-6-0	1-1	2nd
1955	Odus Mitchell	5-4-1	2-0	T1st
1956	Odus Mitchell	7-2-1	2-0-1	T1st

## MISSOURI VALLEY CONFERENCE (1957-1974)

YEAR	HC	OVERALL	MVC	FINISH
1957	Odus Mitchell	5-5-0	2-2	2nd
1958	Odus Mitchell	7-2-1	2-1-1	1st
1959	Odus Mitchell	9-2-0	3-1	1st
1960	Odus Mitchell	2-6-1	0-3	4th
1961	Odus Mitchell	5-4-1	1-2	2nd
1962	Odus Mitchell	6-4-0	2-1	2nd
1963	Odus Mitchell	3-6-0	2-2	3rd
1964	Odus Mitchell	2-7-1	1-3	4th
1965	Odus Mitchell	3-7-0	2-2	3rd
1966	Odus Mitchell	8-2-0	3-1	1st
1967	Rod Rust	7-1-1	4-0	1st
1968	Rod Rust	8-2-0	4-1	2nd
1969	Rod Rust	7-3-0	4-1	2nd
1970	Rod Rust	3-8-0	1-3	4th
1971	Rod Rust	3-8-0	3-2	2nd
1972	Rod Rust	1-10-0	0-7	8th
1973	Hayden Fry	5-5-1	5-1	1st
1974	Hayden Fry	2-7-2	1-3-2	6th

## DIVISION I-A INDEPENDENT (1975-1982)

YEAR	HC	OVERALL	CONF.	FINISH
1975	Hayden Fry	7-4-0	NA	NA
1976	Hayden Fry	7-4-0	NA	NA
1977	Hayden Fry	10-1-0	NA	NA
1978	Hayden Fry	9-2-0	NA	NA
1979	Jerry Moore	5-6-0	NA	NA
1980	Jerry Moore	6-5-0	NA	NA
1981	Bob Tyler	2-9-0	NA	NA
1982	Corky Nelson	2-9-0	NA	NA

## SOUTHLAND CONFERENCE (1983-1994)

YEAR	HC	OVERALL	SLC	FINISH
1983	Corky Nelson	8-4-0	5-1	1st
1984	Corky Nelson	2-9-0	1-5	6th
1985	Corky Nelson	4-6-1	2-3-1	5th
1986	Corky Nelson	6-4-0	3-2	2nd
1987	Corky Nelson	7-5-0	5-1	2nd
1988	Corky Nelson	8-4-0	4-2	3rd
1989	Corky Nelson	5-6-0	2-4	5th
1990	Corky Nelson	6-5-0	2-4	6th
1991	Dennis Parker	3-7-1	2-5	6th
1992	Dennis Parker	4-7-0	3-4	5th
1993	Dennis Parker	4-7-0	2-5	5th
1994	Matt Simon	7-4-1	5-0-1	1st

## DIVISION I-A INDEPENDENT (1995)

YEAR	HC	OVERALL	CONF.	FINISH
1995	Matt Simon	2-9-0	NA	NA

## BIG WEST CONFERENCE (1996-2000)

YEAR	HC	OVERALL	BWC	FINISH
1996	Matt Simon	5-6-0	3-2	3rd
1997	Matt Simon	4-7-0	2-3	4th
1998	Darrell Dickey	3-8-0	3-2	2nd
1999	Darrell Dickey	2-9-0	1-5	7th
2000	Darrell Dickey	3-8-0	1-4	T4th

## SUN BELT CONFERENCE (2001-2012)

YEAR	HC	OVERALL	SBC	FINISH
2001	Darrell Dickey	5-7	5-1	T1st
2002	Darrell Dickey	8-5	6-0	1st
2003	Darrell Dickey	9-4	7-0	1st
2004	Darrell Dickey	7-5	7-0	1st
2005	Darrell Dickey	2-9	2-5	8th
2006	Darrell Dickey	3-9	2-5	7th
2007	Todd Dodge	2-10	1-6	7th
2008	Todd Dodge	1-11	0-7	8th
2009	Todd Dodge	2-10	1-7	8th
2010	Todd Dodge	1-6	1-3	NA
2010	Mike Canales	2-3	2-3	T6th
2011	Dan McCarney	5-7	4-4	5th
2012	Dan McCarney	4-8	3-5	T6th

## CONFERENCE USA (2013-2022)

YEAR	HC	OVERALL	CUSA	FINISH
2013	Dan McCarney	9-4	6-2	T2nd
2014	Dan McCarney	4-8	2-6	T10th
2015	Dan McCarney	0-5	0-2	NA
2015	Mike Canales*	1-6	1-5	12th
2016	Seth Littrell	5-8	3-5	T8th
2017	Seth Littrell	9-5	7-1	2nd
2018	Seth Littrell	9-4	5-3	T4th
2019	Seth Littrell	4-8	3-5	T8th
2020	Seth Littrell	4-6	3-4	8th
2021	Seth Littrell	6-7	5-3	T4th
2022	Seth Littrell	7-7	6-2	2nd

HISTORY





# COACHING RECORDS

## ALL-TIME COACHING RECORD BY VICTORY

COACH	YEARS	TENURE	RECORD	PCT.
1. Odus Mitchell	21	1946-66	122-85-9	.586
2. Jack Sisco	13	1929-41	74-37-10	.653
3. Corky Nelson	9	1982-90	48-52-1	.480
4. Seth Littrell	7	2016-22	44-44	.500
5. Darrell Dickey	9	1998-06	42-64	.396
6. Hayden Fry	6	1973-78	40-23-3	.629
7. Rod Rust	6	1967-72	29-32-1	.476
8. Theron Fouts	5	1920-24	23-14-2	.615
9. Dan McCarney	5	2011-15	22-32	.407
10. J.W. St. Clair	5	1915-19	20-10-2	.656

## BY WIN PERCENTAGE

COACH	YEARS	TENURE	RECORD	PCT.
1. J.W. St. Clair	5	1915-19	20-10-2	.656
2. Jack Sisco	13	1929-41	74-37-10	.653
3. Hayden Fry	6	1973-78	40-23-3	.629
4. Theron Fouts	5	1920-24	23-14-2	.615
5. Odus Mitchell	21	1946-66	122-85-9	.586

## CONSECUTIVE WINNING SEASONS

COACH	SEASONS	YEARS
1. Odus Mitchell	7	1946-52
2. Jack Sisco	4	1929-32
Jack Sisco	4	1938-41
Hayden Fry	4	1975-78
5. Cocky Nelson	3	1986-88
J.W. St. Clair	3	1915-17
Jack Sisco	3	1934-36
Rod Rust	3	1967-69
Darrell Dickey	3	2002-04

## MOST WINNING SEASONS

COACH	SEASONS
1. Odus Mitchell	14
2. Jack Sisco	10
3. Cocky Nelson	5
4. Hayden Fry	4
J.W. St. Clair	4
6. Rod Rust	3
Theron Fouts	3
Darrell Dickey	3

## CONFERENCE TITLES

COACH	TITLES
1. Odus Mitchell	10
2. Jack Sisco	7
3. Darrell Dickey	4
4. Hayden Fry	1
Cocky Nelson	1
Rod Rust	1
Matt Simon	1

## ALL-TIME COACHING RECORDS

COACH	YEARS	TENURE	RECORD	PCT.
J.W. Pender	2	1913-14	3-4	.429
J.W. St. Clair	5	1915-19	20-10-2	.656
Theron Fouts	5	1920-24	23-14-2	.615
John Reid	4	1925-28	16-18-3	.473
Jack Sisco	13	1929-41	74-37-10	.653
Lloyd Russell	1	1942	3-5	.375
Odus Mitchell	21	1946-66	122-85-9	.586
Rod Rust	6	1967-72	29-32-1	.476
Hayden Fry	6	1973-78	40-23-3	.629
Jerry Moore	2	1979-80	11-11	.500
Bob Tyler	1	1981	2-9	.182
Corky Nelson	9	1982-90	48-52-1	.480
Dennis Parker	3	1991-93	11-21-1	.480
Matt Simon	4	1994-97	18-26-1	.411
Darrell Dickey	9	1998-06	42-64	.396
Todd Dodge	4	2007-10	6-37	.140
Mike Canales*	2	2010, 2015	3-9	.250
Dan McCarney	5	2011-15	22-32	.407
Seth Littrell	6	2016-22	44-44	.500
Phil Bennett*	1	2022	0-1	.000

\* Interim Head Coach



# SERIES HISTORY

OPPONENT	W	L	T	LAST MEETING	SCORE	STREAK	OPPONENT	W	L	T	LAST MEETING	SCORE	STREAK
Abilene Christian	16	8	1	2019	W 51-31	W8	Missouri	0	2	0	2021	L 48-35	L2
Air Force	0	1	0	2003	L 34-21	L1	Missouri State	2	1	1	1994	W 26-20	W2
Akron	0	2	0	2006	L 33-13	L2	Montana	0	1	0	1994	L 21-17	L1
Alabama	0	4	0	2011	L 41-0	L4	Murray State	1	0	0	1989	W 28-14	W1
Alcorn State	1	0	0	1990	W 20-7	W1	Nicholls State	6	0	0	2014	W 77-3	W6
Angelo State	1	0	0	1984	W 7-3	W1	Navy	0	1	0	2007	L 74-62	L1
Appalachian State	0	1	0	2020	L 56-28	L1	Nebraska	0	1	0	1993	L 76-14	L1
Arizona	0	1	0	2002	L 14-9	L1	Nevada	2	9	0	1999	L 41-28	L1
Arizona State	1	4	0	1998	L 34-15	L3	New Mexico	1	1	0	1983	W 18-8	W1
Arkansas	1	9	0	2018	W 44-17	W1	New Mexico St.	22	9	2	2004	W 36-26	W5
Ark.-Monticello	2	0	0	1941	W 60-0	W2	North Dakota	1	0	0	1952	W 55-0	W1
Arkansas State	8	14	0	2012	L 37-19	L8	Northern Arizona	0	1	0	1993	L 24-23	W1
Army West Point	2	5	0	2017	W 52-49	W1	Northwestern St	5	6	0	2021	W 44-14	W2
Auburn	0	1	0	1981	L 20-0	L1	N. Illinois	1	0	0	1996	W 24-21	W1
Austin College	10	5	1	1946	W 14-0	W6	N. Michigan	1	0	0	1968	W 17-3	W1
Ball State	2	0	0	2013	W 34-27	W2	Ohio	0	2	0	2013	L 27-21	L2
Baylor	1	11	0	2004	L 37-14	L1	Oklahoma	0	7	0	2007	L 79-10	L7
Baylor Freshman	1	0	0	1920	W 28-0	W1	Oklahoma Baptist	1	0	0	1920	W 29-0	W1
Bethune Cookman	1	0	0	2016	W 41-20	W1	Oklahoma City	1	1	0	1949	W 26-7	W1
Boise State	3	4	0	2022	L 35-32	L2	Oklahoma State	1	10	0	1994	L 36-34	L6
Bowling Green	0	1	0	1964	L 21-7	L1	Old Dominion	1	1	0	2018	L 34-31	L1
Brooke Army Medical	2	0	0	1947	W 44-0	W2	Ole Miss	0	4	0	1956	L 45-0	L4
BYU	2	3	0	1980	L 41-23	L3	Oregon State	1	1	0	1997	L 33-7	L1
Burleson College	4	2	0	1922	W 13-9	W3	Pacific	1	1	0	1951	L 34-0	L1
California	0	1	0	2019	L 23-17	L1	Parsons College	1	0	0	1965	W 26-7	W1
Cal Poly-Pomona	2	0	0	1976	W 21-10	W2	Pensacola Navy	1	0	0	1959	W 43-0	W1
Carswell AFB	1	1	0	1952	W 28-14	W1	Pittsburg State	1	0	0	1938	W 28-0	W1
Central Oklahoma	1	0	0	1919	W 35-6	W1	Portland State	0	1	0	2015	L 66-7	L1
Charlotte	0	2	0	2020	L 49-21	L2	Randolph Field	1	0	0	1948	W 86-0	W1
Cincinnati	9	7	1	2002	W 24-19	W1	Rice	8	5	0	2022	W 21-17	W3
Clemson	0	1	0	2010	L 35-10	L1	Richmond	2	0	0	1982	W 22-13	W2
Colorado	0	1	0	2004	L 52-21	L1	Sam Houston	19	11	1	1994	W 21-16	W1
Colorado State	2	1	0	2001	L 45-20	L1	Samford	1	0	0	2000	W 14-6	W1
Dallas University	3	2	0	1919	W 87-6	W2	San Diego Marines	0	1	0	1964	L 16-3	L1
Daniel Baker Col.	3	0	0	1931	W 32-13	W3	San Diego Navy	2	0	0	1956	W 65-6	W2
Dayton	0	1	0	1952	L 20-14	L1	San Diego State	1	6	0	1975	L 30-12	L1
Decatur Baptist	11	0	0	1929	W 97-0	W11	San Jose State	1	2	1	1981	L 28-16	L1
Drake	10	4	1	1976	W 63-0	W2	SE Oklahoma	4	1	1	1920	W 47-0	W2
East Carolina	0	1	0	1979	L 49-16	L1	Southern Illinois	4	0	0	1967	W 37-0	W4
E. Washington	1	0	0	1988	W 51-0	W1	Southern Miss	8	8	0	2021	W 38-14	W1
Emporia State	1	0	0	1955	W 62-0	W1	SMU	6	35	1	2022	L 48-10	L4
Florida	1	1	0	2016	L 32-0	L1	SW Oklahoma	1	0	0	1950	W 76-6	W1
Florida Atlantic	6	8	0	2022	W 45-28	W2	South Alabama	1	0	0	2012	W 24-14	W1
FIU	5	5	0	2022	W 52-14	W3	Southwestern	5	2	2	1938	W 27-6	W1
Florida State	0	2	0	1977	L 35-14	L2	Stephen F. Austin	23	3	3	1994	T 33-33	T1
Fort Hood	1	0	0	1942	W 47-0	W1	Sul Ross St.	1	0	0	1951	W 62-6	W1
Fresno State	2	0	0	1951	W 62-0	W2	Tampa	1	2	0	1970	L 18-7	L1
Georgia	0	1	0	2013	L 45-21	L1	Tarleton State	1	2	0	1921	L 13-0	L2
Hardin-Simmons	11	8	1	1963	W 18-12	W7	Tennessee	1	1	0	2015	L 24-0	L1
Houston	7	8	0	2019	L 46-25	L5	Tenn-Chattanooga	5	3	0	1966	W 42-7	W3
Houston Christian	1	0	0	2020	W 57-31	W1	Terrell Academy	0	1	0	1914	L 6-0	L1
Howard Payne	2	1	0	1949	W 34-14	W1	Texas	0	10	0	2014	L 38-7	L10
Idaho State	1	0	0	1995	W 41-38	W1	Texas A&M	0	7	0	1998	L 28-9	L7
Idaho	6	4	0	2013	W 40-6	W5	Texas A&M-Commerce	19	6	1	1951	W 48-7	W6
Illinois State	1	0	0	1996	W 20-14	W1	TCU	2	16	0	2002	L 16-10	L4
Incarinate Word	1	0	0	2018	W 58-16	W1	Texas State	30	7	2	1994	W 27-14	W3
Indiana	1	1	0	2014	W 49-24	W1	Texas Southern	2	0	0	2022	W 59-27	W2
Indiana State	1	0	0	1997	W 41-6	W1	Texas Tech	4	4	0	2001	L 42-14	L2
Iowa	0	2	0	2017	L 31-14	L2	Thorp Springs	1	0	0	1916	W 48-0	W1
Kansas	0	3	0	1998	L 24-13	L3	Trinity	16	9	2	1957	L 26-13	L1
Kansas State	1	6	0	2012	L 35-2	L6	Troy	2	9	0	2017	L 50-30	L2
Kentucky	0	3	0	1984	L 31-7	L3	Tulane	0	1	0	2013	L 24-21	L1
LA Tech	8	13	0	2022	W 47-27	W1	Tulsa	7	17	0	2013	W 42-10	W1
Lamar	5	2	0	2017	W 59-14	W3	UAB	1	6	0	2022	L 41-21	L4
Liberty	1	1	0	2021	L 35-26	L1	ULM	13	16	0	2012	L 42-16	L1
Long Beach State	0	2	1	1974	L 35-19	L1	UNLV	1	5	0	2022	L 58-27	L1
LSU	0	5	0	2012	L 41-14	L5	USF	0	2	0	2002	L 24-17	L2
Louisiana	9	8	0	2012	W 30-23	W1	UTA	11	4	1	1985	W 23-20	W1
Louisville	10	7	0	1995	L 57-14	L2	UTEP	20	8	3	2022	W 31-13	W6
Marshall	1	3	0	2021	L 49-21	L1	UTSA	5	6	0	2022	L 27-48	L2
McMurry	4	2	2	1957	W 14-7	W3	Utah State	3	5	0	2018	L 52-13	L1
McNeese State	6	5	1	1994	W 38-17	W1	Vanderbilt	0	2	0	1997	L 29-12	L2
Memphis	4	17	0	2022	L 44-34	L2	Weber State	1	1	0	1971	L 20-0	L1
Meridian	2	1	0	1920	W 41-0	W2	Wesley College	1	0	0	1921	W 33-6	W1
Miami (Fla.)	0	1	0	1980	L 26-8	L1	Western Kentucky	5	4	0	2022	W 40-13	W1
Miami (Ohio)	0	1	0	2021	L 27-14	L1	West Texas A&M	17	6	0	1983	W 32-3	W1
Middle Tennessee	10	7	0	2020	W 52-35	W2	Wichita State	11	5	1	1974	T 10-10	T1
Midwestern	7	1	1	1956	W 14-7	W6	Youngstown	2	0	0	1957	W 68-13	W2
Mississippi State	2	6	0	1978	L 17-5	W1							

HISTORY



## SERIES RECORDS

## ABILENE CHRISTIAN

## UNT LEADS 16-8-1

DATE	LOCATION	W/L	SCORE
10/23/26	Denton	L	10-13
1927	Denton	L	0-33
10/24/30	Abilene	W	20-12
10/23/31	Abilene	W	6-0
1932	Denton	W	13-0
1933	Abilene	L	0-6
10/15/34	Denton	W	6-0
10/11/35	Denton	T	13-13
10/9/36	Denton	W	18-0
10/8/37	Denton	W	22-14
10/8/38	San Angelo	L	0-6
9/23/39	Abilene	W	9-0
9/21/40	Abilene	L	13-19
10/5/46	Abilene	L	0-6
11/17/56	Denton	W	20-7
10/12/57	Abilene	L	20-28
11/2/63	Abilene	L	6-20
10/3/87	Denton	W	26-3
9/9/89	Denton	W	35-19
9/15/90	Denton	W	38-6
9/7/91	Denton	W	24-0
9/5/92	Denton	W	41-0
9/25/93	Denton	W	33-13
9/1/94	Denton	W	48-0
8/31/19	Denton	W	51-31

Denton: UNT leads 13-2-1

Abilene: UNT trails 3-5

Neutral: UNT trails 0-1

San Angelo: UNT trails 0-1

## AIR FORCE

## UNT TRAILS 0-1

DATE	LOCATION	W/L	SCORE
9/13/03	Air Force Academy	L	21-34

Air Force Academy: UNT trails 0-1

## AKRON

## UNT TRAILS 0-2

DATE	LOCATION	W/L	SCORE
10/9/71	Denton	L	6-20
9/23/06	Akron	L	13-33

Denton: UNT trails 0-1

Akron: UNT trails 0-1

## ALABAMA

## UNT TRAILS 0-4

DATE	LOCATION	W/L	SCORE
10/28/95	Tuscaloosa	L	19-38
9/14/02	Tuscaloosa	L	7-33
9/19/09	Tuscaloosa	L	7-53
9/17/11	Tuscaloosa	L	0-41

Tuscaloosa: UNT trails 0-4

## ALCORN STATE

## UNT LEADS 1-0

DATE	LOCATION	W/L	SCORE
9/8/90	Denton	W	20-7

Denton: UNT leads 1-0

## ANGELO STATE

## UNT LEADS 1-0

DATE	LOCATION	W/L	SCORE
9/1/84	Denton	W	7-3

Denton: UNT leads 1-0

## APPALACHIAN STATE

## UNT TRAILS 0-1

DATE	LOCATION	W/L	SCORE
12/21/20	Conway&	L	28-56

&amp; - Myrtle Beach Bowl (Conway, S.C.)

Neutral: UNT trails 0-1

Conway: UNT trails 0-1

## ARIZONA

## UNT TRAILS 0-1

DATE	LOCATION	W/L	SCORE
9/28/02	Tucson	L	9-14

Tucson: UNT trails 0-1

## ARIZONA STATE

## UNT TRAILS 1-4

DATE	LOCATION	W/L	SCORE
9/26/53	Denton	L	0-14
11/13/54	Tempe	W	20-13
9/29/56	Tempe	L	7-27
9/14/96	Tempe	L	7-52
9/19/98	Tempe	L	15-34

Denton: UNT trails 0-1

Tempe: UNT trails 1-3

## ARKANSAS

## UNT TRAILS 1-9

DATE	LOCATION	W/L	SCORE
9/27/47	Little Rock#	L	0-12
9/24/49	Little Rock#	L	19-33
9/30/50	Fayetteville	L	6-50
10/23/65	Little Rock#	L	20-55
10/26/68	Little Rock#	L	15-17
10/23/71	Fayetteville	L	21-60
10/28/72	Little Rock#	L	16-42
9/20/03	Little Rock#	L	7-31
9/29/07	Fayetteville	L	7-66
9/15/18	Fayetteville	W	44-17

# - game played at War Memorial Stadium

(Little Rock, Ark.)

Fayetteville: UNT trails 1-3

Neutral: UNT trails 0-6

Little Rock: UNT trails 0-6

## ARKANSAS STATE

## UNT TRAILS 8-14

DATE	LOCATION	W/L	SCORE
10/8/83	Little Rock% #	W	17-0
10/6/84	Jonesboro%	L	9-14
10/12/85	Jonesboro%	L	0-56
11/8/86	Denton%	L	21-43
11/7/87	Jonesboro	L	20-27
9/17/88	Denton	W	49-21
9/23/89	Jonesboro	W	20-17
11/3/90	Denton	W	35-26
10/23/99	Denton^	L	10-14
11/11/00	Jonesboro^	L	28-53
10/20/01	Denton*	W	45-0
10/19/02	Jonesboro*	W	13-10
11/15/03	Denton*	W	58-14
11/18/04	Jonesboro*	W	31-7
11/26/05	Denton*	L	24-31
10/21/06	Jonesboro*	L	10-29
11/15/07	Jonesboro*	L	27-31
11/29/08	Denton*	L	28-33
11/28/09	Jonesboro*	L	26-30
10/9/10	Denton*	L	19-24
10/29/11	Jonesboro*	L	14-37
11/3/12	Denton*	L	19-37

\* - Sun Belt Conference Game

^ - Big West Conference Game

% - Southland Conference Game

# - game played at War Memorial Stadium

(Little Rock, Ark.)

Denton: UNT trails 4-6

Jonesboro: UNT trails 3-8

Neutral: UNT leads 1-0

Little Rock: UNT leads 1-0

## ARKANSAS-MONTICELLO

## UNT LEADS 2-0

DATE	LOCATION	W/L	SCORE
10/11/40	Denton	W	79-0
10/10/41	Denton	W	60-0

Denton: UNT leads 2-0

## ARMY

## UNT TRAILS 2-5

DATE	LOCATION	W/L	SCORE
9/28/96	Irving#	L	10-27
11/15/97	West Point	L	14-25
11/21/09	Denton	L	13-17
9/18/10	West Point	L	0-24
10/22/16	West Point	W	35-18
12/27/16	Dallas&	L (OT)	31-38
11/18/17	Denton	W	52-49

# - game played at Texas Stadium (Irving, Texas)

&amp; - Zaxby's Heart of Dallas Bowl (Cotton Bowl, Dallas, Texas)

Denton: Tied 1-1

West Point: UNT trails 1-2

Neutral: UNT trails 0-2

Irving: UNT trails 0-1

Dallas: UNT trails 0-1

## AUBURN

## UNT TRAILS 0-1

DATE	LOCATION	W/L	SCORE
11/7/81	Auburn	L	0-20

Auburn: UNT trails 0-1

## AUSTIN COLLEGE

## UNT LEADS 10-5-1

DATE	LOCATION	W/L	SCORE
10/29/17	Sherman	W	19-13
1918	Denton	L	7-9
11/15/19	Sherman	L	0-1*
1923	Sherman	L	0-28
1928	Sherman	W	6-0
10/3/30	Denton	L	0-6
10/2/31	Denton	W	21-6
1932	Denton	W	54-0
10/22/36	Denton	T	0-0
9/18/37	Denton	L	0-6
11/12/38	Sherman	W	32-2
11/11/39	Denton	W	27-0
11/8/40	Denton	W	14-0
11/7/41	Denton	W	26-6
11/6/42	Denton	W	32-12
9/28/46	Denton	W	14-0

\* - Forfeit

Denton: UNT leads 7-3-1

Sherman: UNT leads 3-2

## BALL STATE

## UNT LEADS 2-0

DATE	LOCATION	W/L	SCORE
9/3/09	Muncie	W	20-10
9/14/13	Denton	W	34-27

Denton: UNT leads 1-0

Muncie: UNT leads 1-0

## BAYLOR

## UNT TRAILS 1-12

DATE	LOCATION	W/L	SCORE
1922	Denton	L	0-55
1923	Waco	L	7-33
1924	Waco	L	0-30
10/3/25	Waco	L	6-20
1928	Waco	L	0-40
1929	Waco	L	0-32
9/27/30	Waco	L	0-33
9/28/40	Waco	L	20-27
9/4/82	Waco	L	17-21
10/2/99	Waco	L	10-23
8/31/00	Denton	L	7-20
9/6/03	Denton	W	52-14
9/25/04	Waco	L	14-37

Denton: UNT trails 1-2

Waco: UNT trails 0-10

## BAYLOR FRESHMEN

## UNT LEADS 1-0

DATE	LOCATION	W/L	SCORE
1920	Denton	W	28-0

Denton: UNT leads 1-0

## BETHUNE-COOKMAN

## UNT LEADS 1-0

DATE	LOCATION	W/L	SCORE
9/10/16	Denton	W	41-20

Denton: UNT leads 1-0

## BOISE STATE

## UNT TRAILS 3-4

DATE	LOCATION	W/L	SCORE
11/26/94	Boise&	L	20-24
11/9/96	Boise*	W	30-27
10/18/97	Denton*	L	14-17
10/10/98	Boise*	W	21-13
10/16/99	Denton*	W	17-10
10/21/00	Boise*	L	0-59
12/17/22	Frisco#	L	32-35

\* - Big West Conference Game

&amp; - NCAA Div. I-AA Playoffs (Bronco Stadium, Boise, Idaho)

# - Frisco Bowl (Toyota Stadium, Frisco, Texas)

Denton: Tied 1-1

Boise: Tied 2-2

Neutral: UNT trails 0-1

Frisco: UNT trails 0-1

## BOWLING GREEN

## UNT TRAILS 0-1

DATE	LOCATION	W/L	SCORE
9/26/64	Denton	L	7-21

Denton: UNT trails 0-1

## BROOKE ARMY MEDICAL CENTER

## UNT LEADS 2-0

DATE	LOCATION	W/L	SCORE
10/12/46	AWAY	W	23-7
9/20/47	Denton	W	44-0

Denton: UNT leads 1-0

AWAY: UNT leads 1-0

## BURLESON COLLEGE

## UNT LEADS 4-2

DATE	LOCATION	W/L	SCORE
1914	AWAY	W	25-0
10/1/17	AWAY	L	0-14
11/8/19	AWAY	L	0-16
1920	AWAY	W	48-12
1921	Denton	W	61-12
1922	AWAY	W	13-9

Denton: UNT leads 1-0

AWAY: UNT leads 3-2

## BYU

## UNT TRAILS 2-3

DATE	LOCATION	W/L	SCORE
10/18/58	Provo	W	12-6
9/30/61	Denton	W	41-30
9/12/70	Provo	L	7-10
9/10/71	Dallas#	L	13-41
11/8/80	Provo	L	23-41

# - game played at Cotton Bowl (Dallas, Texas)

Denton: UNT leads 1-0

Provo: UNT trails 1-2

Neutral: UNT trails 0-1

Dallas: UNT trails 0-1

## CAL POLY-POMONA

## UNT LEADS 2-0

DATE	LOCATION	W/L	SCORE
11/8/75	Denton	W	27-17
10/9/76	AWAY	W	21-10

Denton: UNT leads 1-0

AWAY: UNT leads 1-0

## CALIFORNIA

## UNT TRAILS 0-1

DATE	LOCATION
------	----------



# SERIES RECORDS

**CENTRAL OKLAHOMA**  
**UNT LEADS 1-0**

DATE	LOCATION	W/L	SCORE
11/22/1919	AWAY	W	35-6

AWAY: UNT leads 1-0

**CHARLOTTE**  
**UNT TRAILS 0-2**

DATE	LOCATION	W/L	SCORE
10/26/19	Charlotte*	L	38-39
10/10/20	Denton*	L	21-49

\* - Conference USA Game  
Denton: UNT trails 0-1  
Charlotte: UNT trails 0-1

**CINCINNATI**  
**UNT LEADS 9-7-1**

DATE	LOCATION	W/L	SCORE
11/1/58	Denton*	T	8-8
10/10/59	Cincinnati*	W	21-6
10/1/60	Denton*	L	0-21
10/28/61	Cincinnati*	L	9-21
10/20/62	Denton*	W	14-8
11/9/63	Cincinnati*	L	7-39
11/7/64	Denton*	L	6-27
10/30/65	Cincinnati*	W	28-24
11/5/66	Denton*	W	35-13
10/28/67	Cincinnati*	W	34-14
11/2/68	Denton*	W	55-34
11/1/69	Cincinnati*	W	31-30
11/7/70	Denton	L	10-30
11/6/71	Cincinnati	L	7-40
11/4/72	Irving#	W	27-25
11/3/73	Cincinnati	L	3-52
12/17/02	New Orleans&	W	24-19

\* - Missouri Valley Conference Game  
# - Played at Texas Stadium  
& - New Orleans Bowl (Louisiana Superdome, New Orleans, La.)  
Denton: Tied 3-3-1  
Cincinnati: Tied 4-4  
Neutral: UNT leads 2-0  
Irving: UNT leads 1-0  
New Orleans: UNT leads 1-0

**CLEMSON**  
**UNT TRAILS 0-1**

DATE	LOCATION	W/L	SCORE
9/4/10	Clemson	L	10-35

Clemson: UNT trails 0-1

**COLORADO**  
**UNT TRAILS 0-1**

DATE	LOCATION	W/L	SCORE
9/18/04	Boulder	L	21-52

Boulder: UNT trails 0-1

**COLORADO STATE**  
**UNT LEADS 2-1**

DATE	LOCATION	W/L	SCORE
10/14/67	Denton	W	21-10
9/28/68	Fort Collins	W	17-12
12/18/01	New Orleans&	L	20-45

& - New Orleans Bowl (Louisiana Superdome, New Orleans, La.)  
Denton: UNT leads 1-0  
Fort Collins: UNT leads 1-0  
Neutral: UNT trails 0-1  
New Orleans: UNT trails 0-1

**DALLAS UNIVERSITY**  
**UNT LEADS 3-2**

DATE	LOCATION	W/L	SCORE
1914	Denton	W	13-2
1915	Dallas	L	0-6
1916	Dallas	L	0-42
11/19/17	Denton	W	13-0
10/11/19	Denton	W	87-6

Denton: UNT leads 3-0  
Dallas: UNT trails 0-2

**DANIEL BAKER COLLEGE**  
**UNT LEADS 3-0**

DATE	LOCATION	W/L	SCORE
1924	AWAY	W	10-0
11/11/25	Denton	W	13-8
12/8/31	Denton	W	32-13

Denton: UNT leads 2-0  
AWAY: UNT leads 1-0

**DAYTON**  
**UNT TRAILS 0-1**

DATE	LOCATION	W/L	SCORE
10/4/52	Dayton	L	14-20

Dayton: UNT trails 0-1

**DECATUR BAPTIST**  
**UNT LEADS 11-0**

DATE	LOCATION	W/L	SCORE
1915	Denton	W	75-0
1915	Decatur	W	53-0
1916	Decatur	W	12-0
11/5/17	Decatur	W	48-0
1918	Denton	W	25-3
1924	Decatur	W	15-3
10/10/25	Decatur	W	27-0
1926	Denton	W	16-0
1927	Denton	W	12-0
1928	Denton	W	33-0
1929	Decatur	W	97-0

Denton: UNT leads 5-0  
Decatur: UNT leads 6-0

**DRAKE**  
**UNT LEADS 10-4-1**

DATE	LOCATION	W/L	SCORE
10/5/57	Denton	L	6-19
10/11/58	Des Moines	L	42-0
11/21/59	Denton	W	62-2
10/22/60	Denton	W	29-7
11/4/61	Denton	W	28-21
10/29/66	Des Moines	L	13-17
9/23/67	Denton	W	31-0
10/4/69	Des Moines	L	23-27
10/3/70	Denton	W	37-13
10/30/71	Denton*	W	21-12
9/30/72	Des Moines*	L	8-54
10/20/73	Denton*	W	19-7
10/5/74	Des Moines*	T	24-24
9/13/75	Des Moines	W	7-3
11/20/76	Denton	W	63-0

\* - Missouri Valley Conference Game  
Denton: UNT leads 8-1  
Des Moines: UNT trails 2-3-1

**EAST CAROLINA**  
**UNT TRAILS 0-1**

DATE	LOCATION	W/L	SCORE
11/17/79	Greenville	L	16-49

Greenville: UNT trails 0-1

**EASTERN WASHINGTON**  
**UNT LEADS 1-0**

DATE	LOCATION	W/L	SCORE
10/1/88	Denton	W	51-0

Denton: UNT leads 1-0

**EMPORIA STATE**  
**UNT LEADS 1-0**

DATE	LOCATION	W/L	SCORE
11/19/55	Denton	W	62-0

Denton: UNT leads 1-0

**FLORIDA**  
**SERIES TIED 1-1**

Date	Location	W/L	Score
10/4/47	Gainesville	W	20-12
9/17/16	Gainesville	L	0-32

Gainesville: Tied 1-1

**FAU**  
**UNT TRAILS 6-8**

DATE	LOCATION	W/L	SCORE
9/11/04	Denton	L	13-20
11/12/05	Miami# ^	L	23-26
11/18/06	Denton^	L	16-17
9/22/07	Denton^	L	20-30
11/8/08	Fort Lauderdale^	L	13-46
10/17/09	Denton^	L	40-44
9/25/10	Fort Lauderdale^	W	21-17
10/8/11	Denton^	W	31-17
9/29/12	Boca Raton^	W	20-14
11/8/14	Denton*	W	31-10
10/21/17	Boca Raton*	L	31-69
12/2/17	Boca Raton&	L	17-41
11/15/18	Denton*	W	41-38
10/1/22	Denton*	W	45-28

\* - Conference USA Game  
& - Conference USA Championship Game  
^ - Sun Belt Conference Game  
# - game played at Dolphins Stadium (Miami, Fla.)  
Denton: Tied 4-4  
Boca Raton/Fort Lauderdale: UNT trails 2-3  
Neutral: UNT trails 0-1  
Miami: UNT trails 0-1

**FIU**  
**TIED 5-5**

DATE	LOCATION	W/L	SCORE
10/15/05	Miami^	W	13-10
10/7/06	Denton^	W (7OT)	25-22
12/1/07	Miami^	L	19-38
10/4/08	Denton^	L	10-42
11/14/09	Miami^	L	28-35
10/16/10	Denton^	L	10-34
9/1/11	Miami^	L	16-41
11/22/14	Denton*	W	17-14
11/20/21	Miami*	W	49-7
11/5/22	Denton*	W	52-14

\* - Conference USA Game  
^ - Sun Belt Conference Game  
Denton: UNT leads 3-2  
Miami: UNT trails 2-3

**FLORIDA STATE**  
**UNT TRAILS 0-2**

DATE	LOCATION	W/L	SCORE
11/13/76	Denton	L	20-21
10/29/77	Tallahassee	L	14-35

Denton: UNT trails 0-1  
Tallahassee: UNT trails 0-1

**FORT HOOD**  
**UNT LEADS 1-0**

DATE	LOCATION	W/L	SCORE
10/10/42	Denton	W	47-0

Denton: UNT leads 1-0

**FRESNO STATE**  
**UNT LEADS 2-0**

DATE	LOCATION	W/L	SCORE
11/25/50	Fresno	W	31-12
11/17/51	Denton	W	62-0

Denton: UNT leads 1-0  
Fresno: UNT leads 1-0

**GEORGIA**  
**UNT TRAILS 0-1**

DATE	LOCATION	W/L	SCORE
9/21/13	Athens	L	21-45

Athens: UNT trails 0-1

**HARDIN SIMMONS**  
**UNT LEADS 11-8-1**

DATE	LOCATION	W/L	SCORE
10/8/17	Abilene	W	14-8
11/1/19	Abilene	L	0-23
1920	Abilene	W	7-6
1921	Denton	L	0-6
1924	Denton	W	12-7
11/6/25	Abilene	L	0-10
1926	Denton	T	7-7
1927	Abilene	L	0-14
10/4/41	Abilene	W	7-3
10/3/42	Abilene	L	0-34
9/17/49	Abilene	L	7-13
10/18/52	Denton	L	13-28
11/21/53	Abilene	L	10-14
10/9/54	Denton	W	20-7
10/15/55	Odessa#	W	30-19
9/17/59	Abilene	W	46-24
11/5/60	Denton	W	26-19
9/23/61	Abilene	W	9-7
10/6/62	Denton	W	29-8
11/16/63	Denton	W	18-12

# - game played in Odessa, Texas  
Denton: UNT leads 5-2-1  
Abilene: UNT trails 5-6  
Neutral: UNT leads 1-0  
Odessa: UNT leads 1-0

**HOUSTON**  
**UNT TRAILS 7-8**

DATE	LOCATION	W/L	SCORE
11/16/46	Houston	W	7-3
11/15/47	Denton%	W	33-0
11/13/48	Houston%	L	6-8
11/12/49	Denton^	W	28-23
11/11/50	Houston	W	16-13
12/5/51	Denton	L	14-20
11/15/58	Denton*	W	10-6
10/24/59	Houston*	W	7-6
10/29/60	Denton	L	16-41
10/11/75	Irving#	W	28-0
9/27/80	Houston	L	20-24
10/24/88	Denton	L	9-31
9/10/11	Denton!	L	23-48
10/6/12	Houston	L	21-44
9/28/19	Denton	L	25-46

\* - Missouri Valley Conference Game  
^ - Gulf Coast Conference Game  
% - Lone Star Conference Game  
# - game played at Texas Stadium (Irving, Texas)  
! - first game at DATCU Stadium  
Denton: UNT trails 3-5  
Houston: Tied 3-3  
Neutral: UNT leads 1-0  
Irving: UNT leads 1-0

**HOUSTON CHRISTIAN**  
**UNT LEADS 1-0**

DATE	LOCATION	W/L	SCORE
9/5/20	Denton	W	57-31

Denton: UNT leads 1-0

**HOWARD PAYNE**  
**UNT LEADS 2-1**

DATE	LOCATION	W/L	SCORE
9/18/38	Brownwood	W	13-0
9/18/42	Brownwood	L	0-14
9/10/49	Brownwood	W	34-14

Brownwood: UNT leads 2-1

HISTORY



# SERIES RECORDS

**IDAHO**  
**UNT LEADS 6-4**

DATE	LOCATION	W/L	SCORE
11/16/96	Denton <sup>^</sup>	W	24-17
10/4/97	Moscow <sup>^</sup>	L	17-30
10/31/98	Denton <sup>^</sup>	L	23-41
10/9/99	Pullman, WA <sup>^</sup>	L	10-28
11/4/00	Denton <sup>^</sup>	L	14-16
11/17/01	Moscow*	W	50-27
11/9/02	Denton*	W	10-0
10/11/03	Moscow*	W	24-14
11/13/04	Denton*	W	51-29
8/31/13	Denton	W	40-6

<sup>^</sup> - Big West Conference Game  
\* - Sun Belt Conference Game  
Denton: UNT leads 4-2  
Moscow/Pullman: Tied 2-2

**IDAHO STATE**  
**UNT LEADS 1-0**

DATE	LOCATION	W/L	SCORE
11/11/95	Denton	W	41-38

Denton: UNT leads 1-0

**ILLINOIS STATE**  
**UNT LEADS 1-0**

DATE	LOCATION	W/L	SCORE
9/7/96	Denton	W	20-14

Denton: UNT leads 1-0

**INCARNATE WORD**  
**UNT LEADS 1-0**

DATE	LOCATION	W/L	SCORE
9/8/18	Denton	W	58-16

Denton: UNT leads 1-0

**INDIANA**  
**SERIES TIED 1-1**

DATE	LOCATION	W/L	SCORE
9/24/11	Denton	W	24-21
10/4/14	Bloomington	L	24-49

Denton: UNT leads 1-0  
Bloomington: UNT trails 0-1

**INDIANA STATE**  
**UNT LEADS 1-0**

DATE	LOCATION	W/L	SCORE
9/13/97	Denton	W	41-6

Denton: UNT leads 1-0

**IOWA**  
**UNT TRAILS 0-2**

DATE	LOCATION	W/L	SCORE
9/26/15	Iowa City	L	16-62
9/16/17	Iowa City	L	14-31

Iowa City: UNT trails 0-2

**KANSAS**  
**UNT TRAILS 0-3**

DATE	LOCATION	W/L	SCORE
9/29/79	Lawrence	L	18-37
9/9/95	Irving#	L	10-27
11/7/98	Lawrence	L	14-23

# - game played at Texas Stadium (Irving, Texas)  
Lawrence: UNT trails 0-2  
Neutral: UNT trails 0-1  
Irving: UNT trails 0-1

**KANSAS STATE**  
**UNT TRAILS 1-6**

DATE	LOCATION	W/L	SCORE
9/28/85	Manhattan	W	22-10
9/30/89	Manhattan	L	17-20
9/23/00	Manhattan	L	10-55
9/24/05	Manhattan	L	7-54
8/30/08	Manhattan	L	6-45
11/27/10	Denton	L	41-49
9/15/12	Manhattan	L	21-35

Denton: UNT trails 0-1  
Manhattan: UNT trails 1-5

**KENTUCKY**  
**UNT TRAILS 0-3**

DATE	LOCATION	W/L	SCORE
9/16/50	Lexington	L	0-25
9/5/81	Lexington	L	6-28
11/3/84	Lexington	L	7-31

Lexington: UNT trails 0-3

**LA TECH**  
**UNT TRAILS 8-13**

DATE	LOCATION	W/L	SCORE
10/30/76	Shreveport&	W	14-8
11/19/77	Ruston	W	41-14
10/28/78	Shreveport&	W	16-14
11/3/79	Shreveport&	W	19-17
10/22/83	Denton <sup>^</sup>	L	18-25
9/29/84	Ruston <sup>^</sup>	L	12-17
10/5/85	Denton <sup>^</sup>	L	8-33
10/4/86	Ruston <sup>^</sup>	L	10-17
11/21/87	Denton	W	10-5
10/22/05	Ruston	L	14-40
11/4/06	Denton	L	31-34
10/19/13	Ruston*	W	28-13
9/11/14	Denton*	L	21-42
11/7/15	Ruston*	L	13-56
11/5/16	Denton*	L	24-45
11/4/17	Ruston*	W	24-23
9/29/18	Denton*	L	27-29
11/9/19	Ruston*	L	17-52
12/3/20	Denton*	L	31-42
9/25/21	Ruston*	L	17-24
10/15/22	Denton*	W	47-27

\* - Conference USA Game  
<sup>^</sup> - Southland Conference Game  
& - game played at State Fair Stadium (Shreveport, La.)  
Denton: UNT trails 2-7  
Ruston: UNT trails 3-6  
Neutral: UNT leads 3-0  
Shreveport: UNT leads 3-0

**LAMAR**  
**UNT LEADS 5-2**

DATE	LOCATION	W/L	SCORE
9/15/51	Beaumont	W	54-6
9/28/74	Denton	L	7-27
10/29/83	Denton*	W	10-0
9/15/84	Beaumont*	L	6-10
11/9/85	Denton*	W	20-0
10/25/86	Beaumont*	W	33-13
9/2/17	Denton	W	59-14

\* - Southland Conference Game  
Denton: UNT leads 3-1  
Beaumont: UNT leads 2-1

**LIBERTY**  
**SERIES TIED 1-1**

DATE	LOCATION	W/L	SCORE
9/22/18	Lynchburg	W	47-7
10/23/21	Denton	L	26-35

Denton: UNT trails 0-1  
Lynchburg: UNT leads 1-0

**LONG BEACH STATE**  
**UNT TRAILS 0-2-1**

DATE	LOCATION	W/L	SCORE
9/16/72	Norwalk	L	21-24
9/29/73	Denton	T	0-0
11/23/74	Denton	L	19-35

Denton: UNT trails 0-1-1  
Norwalk: UNT trails 0-1

**LOUISIANA**  
**UNT LEADS 9-8**

DATE	LOCATION	W/L	SCORE
9/20/69	Denton	W	40-6
10/4/80	Denton	W	22-20
9/26/81	Lafayette	L	11-34
9/25/82	Denton	L	14-31
10/28/00	Lafayette	W	13-0
11/10/01	Denton <sup>^</sup>	W	42-17
10/26/02	Lafayette <sup>^</sup>	W	27-0
9/27/03	Denton <sup>^</sup>	W	44-23
11/5/04	Lafayette <sup>^</sup>	W	27-17
11/5/05	Denton <sup>^</sup>	L	28-31
11/11/06	Lafayette <sup>^</sup>	W	16-7
10/6/07	Lafayette <sup>^</sup>	L	29-38
10/11/08	Denton <sup>^</sup>	L	30-59
10/10/09	Lafayette <sup>^</sup>	L	34-38
10/2/10	Denton <sup>^</sup>	L	27-28
10/15/11	Lafayette <sup>^</sup>	L	10-30
10/16/12	Denton <sup>^</sup>	W	30-23

<sup>^</sup> - Sun Belt Conference Game  
Denton: UNT leads 5-4  
Lafayette: Tied 4-4

**LOUISVILLE**  
**UNT LEADS 10-7**

DATE	LOCATION	W/L	SCORE
11/22/58	Louisville	W	21-10
11/7/59	Denton	W	39-7
11/18/61	Denton	L	0-20
11/17/62	Louisville	L	10-14
9/28/63	Denton*	W	26-6
10/3/64	Louisville*	W	22-0
10/2/65	Denton*	L	21-29
10/1/66	Louisville*	W	20-19
9/30/67	Denton*	W	30-28
11/16/68	Louisville*	W	36-14
10/25/69	Denton*	W	31-13
9/26/70	Louisville*	L	2-13
10/16/71	Irving#	W	20-17
10/14/72	Louisville*	L	6-56
10/13/73	Louisville*	W	7-6
10/12/74	Denton*	L	10-24
11/18/95	Louisville	L	14-57

\* - Missouri Valley Conference Game  
# - game played at Texas Stadium (Irving, Texas)  
Denton: UNT leads 4-3  
Louisville: UNT leads 5-4  
Neutral: UNT leads 1-0  
Irving: UNT leads 1-0

**LSU**  
**UNT TRAILS 0-5**

DATE	LOCATION	W/L	SCORE
10/21/95	Baton Rouge	L	7-49
9/11/99	Baton Rouge	L	0-52
10/29/05	Baton Rouge	L	3-56
9/13/08	Baton Rouge	L	3-41
9/1/12	Baton Rouge	L	14-41

Baton Rouge: UNT trails 0-5

**MARSHALL**  
**UNT TRAILS 1-3**

DATE	LOCATION	W/L	SCORE
11/25/88	Huntington&	L	0-7
10/24/15	Huntington*	L	13-30
10/8/16	Denton*	W	38-21
10/15/21	Denton*	L	21-49

\* - Conference USA Game  
& - NCAA Div. I-AA Playoffs (Huntington, W.Va.)  
Denton: Tied 1-1  
Huntington: UNT trails 0-2

**MCMURRY**  
**UNT LEADS 4-2-2**

Date	Location	W/L	Score
1927	Abilene	L	0-15
1928	Denton	L	0-2
10/16/37	Abilene	T	0-0
10/14/38	Denton	W	46-7
11/9/46	Denton	T	7-7
11/12/55	Denton	W	38-21
11/10/56	Denton	W	23-7
11/23/57	Denton	W	14-7

Denton: UNT leads 4-1-1  
Abilene: UNT trails 0-1-1

**MCNEESE STATE**  
**UNT LEADS 6-5-1**

DATE	LOCATION	W/L	SCORE
10/15/83	Lake Charles*	W	17-10
10/13/84	Denton*	L	7-26
10/26/85	Lake Charles*	T	0-0
9/27/86	Denton*	W	21-13
9/26/87	Lake Charles*	W	38-16
10/15/88	Denton*	W	37-0
11/4/89	Lake Charles*	W	31-19
10/20/90	Denton*	L	14-16
11/2/91	Lake Charles*	L	3-41
10/31/92	Denton*	L	25-26
10/16/93	Lake Charles*	L	17-18
10/15/94	Denton*	W	38-17

\* - Southland Conference Game  
Denton: Tied 3-3  
Lake Charles: UNT leads 3-2-1

**MEMPHIS**  
**UNT TRAILS 4-17**

DATE	LOCATION	W/L	SCORE
10/25/52	Memphis	W	38-14
10/8/60	Denton	L	0-44
11/11/61	Memphis	L	0-41
9/29/62	Denton	L	6-14
10/12/63	Memphis	L	0-21
10/12/64	Denton	L	0-28
11/25/67	Memphis	L	20-29
10/5/68	Denton*	L	12-30
9/27/69	Memphis*	L	13-15
10/24/70	Denton*	L	7-28
11/13/71	Memphis*	L	8-47
10/21/72	Irving* #	L	6-7
9/15/73	Memphis	L	3-24
10/26/74	Denton	L	0-41
10/4/75	Memphis	L	19-21
10/22/77	Memphis	W	20-19
11/18/78	Denton	W	41-24
10/27/79	Memphis	L	0-22
10/18/80	Memphis	W	29-10
12/16/03	New Orleans&	L	17-27
9/24/22	Memphis	L	34-44

\* - Missouri Valley Conference Game  
# - game played at Texas Stadium (Irving, Texas)  
& - New Orleans Bowl  
Denton: UNT trails 1-6  
Memphis: UNT trails 3-9  
Neutral: UNT trails 0-2  
Irving: UNT trails 0-1  
New Orleans: UNT trails 0-1

**MERIDIAN**  
**UNT LEADS 2-1**

DATE	LOCATION	W/L	SCORE
1916	Denton	L	12-13
11/23/17	Denton	W	25-7
1920	Denton	W	41-0

Denton: UNT leads 2-1

**MIAMI (FLA.)**  
**UNT TRAILS 0-1**

DATE	LOCATION	W/L	SCORE
11/22/80	Miami	L	8-26

Miami: UNT trails 0-1

HISTORY





# SERIES RECORDS

**MIAMI (OHIO)**  
**UNT TRAILS 0-1**

DATE	LOCATION	W/L	SCORE
12/23/21	Frisco& & - Frisco Football Classic (Toyota Stadium, Frisco, Texas)	L	14-27

Neutral: UNT trails 0-1  
Frisco: UNT trails 0-1

**MIDDLE TENNESSEE**  
**UNT LEADS 10-7**

DATE	LOCATION	W/L	SCORE
10/13/01	Denton^	W	24-21
11/23/02	Murfreesboro^	W	30-20
10/25/03	Murfreesboro^	W	33-28
10/2/04	Denton^	W	30-21
9/10/05	Murfreesboro^	W	14-7
9/30/06	Denton^	L	0-35
10/27/07	Denton^	L	28-48
11/22/08	Murfreesboro^	L	13-52
9/26/09	Denton^	L	21-37
11/13/10	Murfreesboro^	W	23-17
12/3/11	Denton^	W	59-7
10/27/12	Murfreesboro^	L	21-38
10/12/13	Denton*	W	34-7
11/21/15	Murfreesboro*	L	7-41
10/1/16	Denton*	L	13-30
10/19/19	Denton*	W	33-30
10/17/20	Murfreesboro*	W	52-35

\* - Conference USA Game  
^ - Sun Belt Conference Game  
Denton: UNT leads 5-4  
Murfreesboro: UNT leads 5-3

**MIDWESTERN STATE**  
**UNT LEADS 7-1-1**

DATE	LOCATION	W/L	SCORE
9/13/47	Wichita Falls	W	27-6
10/8/49	Denton*	L	17-20
10/13/50	Wichita Falls	T	7-7
11/10/51	Denton	W	61-0
11/27/52	Wichita Falls	W	33-7
10/17/53	Denton	W	39-7
11/24/54	Denton	W	19-0
10/22/55	Denton	W	40-13
10/13/56	Wichita Falls	W	14-7

\* - Gulf Coast Conference Game  
Denton: UNT leads 4-1  
Wichita Falls: UNT leads 3-0-1

**MISSISSIPPI STATE**  
**UNT TRAILS 2-6**

Date	Location	W/L	Score
10/11/52	Starkville	L	0-14
10/3/53	Starkville	L	6-21
11/6/54	Starkville	L	26-48
10/29/55	Starkville	L	7-20
10/18/75	Starkville	L	12-15
9/4/76	Starkville	W+	0-7
9/3/77	Starkville	W+	15-17
9/9/78	Irving#	L	5-17

+ - game forfeited to North Texas  
# - game played at Texas Stadium (Irving, Texas)  
Starkville: UNT trails 2-5  
Neutral: UNT trails 0-1  
Irving: UNT trails 0-1

**MISSOURI**  
**UNT TRAILS 0-2**

DATE	LOCATION	W/L	SCORE
9/2/95	Colombia	L	7-28
10/9/21	Colombia	L	35-48

Colombia: UNT trails 0-2

**MISSOURI STATE**  
**UNT LEADS 2-1-1**

DATE	LOCATION	W/L	SCORE
9/28/91	Denton	T	21-21
9/19/92	Springfield	L	10-35
9/18/93	Denton	W	34-33
9/10/94	Springfield	W	26-20

Denton: UNT leads 1-0-1  
Springfield: Tied 1-1

**MONTANA**  
**UNT TRAILS 0-1**

DATE	LOCATION	W/L	SCORE
9/24/94	Denton	L	17-21

Denton: UNT trails 0-1

**MURRAY STATE**  
**UNT LEADS 1-0**

DATE	LOCATION	W/L	SCORE
9/16/89	Denton	W	28-14

Denton: UNT leads 1-0

**NAVY**  
**UNT TRAILS 0-1**

DATE	LOCATION	W/L	SCORE
11/10/07	Denton	L	62-74

Denton: UNT trails 0-1

**NEBRASKA**  
**UNT TRAILS 0-1**

DATE	LOCATION	W/L	SCORE
9/4/93	Lincoln	L	14-76

Lincoln: UNT trails 0-1

**NEVADA**  
**UNT TRAILS 2-9**

DATE	LOCATION	W/L	SCORE
1/1/48	Phoenix&	L	6-13
10/9/48	Reno	L	7-48
11/24/49	Reno	L	7-28
11/18/50	Denton	W	34-21
11/19/83	Reno#	L	17-20
9/21/91	Reno	L	0-72
10/7/95	Reno	L	24-56
10/26/96	Denton*	L	13-40
10/25/97	Reno*	L	10-65
10/17/98	Denton*	W	27-21
10/30/99	Reno*	L	28-41

\* - Big West Conference Game  
# - NCAA Div. I-AA Playoffs (Reno, Nev.)  
& - Salad Bowl (Phoenix, Ariz.)  
Denton: UNT leads 2-1  
Reno: UNT trails 0-7  
Neutral: UNT trails 0-1  
Phoenix: UNT trails 0-1

**NEW MEXICO**  
**SERIES TIED 1-1**

DATE	LOCATION	W/L	SCORE
10/30/82	Denton	L	17-20
10/1/83	Albuquerque	W	18-8

Denton: UNT trails 0-1  
Albuquerque: UNT leads 1-0

**NEW MEXICO STATE**  
**UNT LEADS 22-9-2**

DATE	LOCATION	W/L	SCORE
10/4/58	Denton	W	43-12
12/31/59	El Paso&	L	8-28
10/7/61	Las Cruces	T	14-14
10/27/62	Denton	L	12-48
10/17/64	Denton	L	7-13
11/20/65	Las Cruces	L	13-43
9/17/66	Denton	W	25-21
10/7/67	Las Cruces	T	31-31
9/21/68	Denton	W	47-20
10/18/69	Las Cruces	W	30-12
10/31/70	Denton	L	31-32
9/25/71	Las Cruces%	L	0-10
11/11/72	Denton%	L	22-36
10/27/73	Las Cruces%	W	27-7
10/19/74	Denton%	W	24-19
11/15/75	Las Cruces	W	24-20
10/23/76	Las Cruces	W	25-14
11/5/77	Denton	W	45-17
9/23/78	Las Cruces	W	22-21
10/13/79	Denton	W	21-7
11/1/80	Las Cruces	W	38-28
10/10/81	Denton	W	38-16
11/6/82	Las Cruces	L	19-30
9/17/83	Denton	W	49-3
10/19/86	Denton^	W	13-0
11/8/97	Las Cruces^	W	26-15
11/21/98	Denton^	W	19-11
11/20/99	Las Cruces^	L	9-22
11/18/00	Denton^	W	30-23
11/3/01	Las Cruces*	W	22-20
11/16/02	Denton*	W	38-27
11/17/03	Las Cruces*	W	13-10
10/23/04	Denton*	W	36-26

\* - Sun Belt Conference Game  
^ - Big West Conference Game  
% - Missouri Valley Conference Game  
& - Sun Bowl (El Paso, Texas)  
Denton: UNT leads 13-4  
Las Cruces: UNT leads 9-4-2  
Neutral: UNT trails 0-1  
El Paso: UNT trails 0-1

**NICHOLLS STATE**  
**UNT LEADS 6-0**

DATE	LOCATION	W/L	SCORE
11/9/91	Thibodaux*	W	24-19
11/7/92	Denton*	W	31-3
11/13/93	Denton*	W	63-21
11/12/94	Thibodaux*	W	31-17
9/7/02	Denton	W	23-0
9/20/14	Denton	W	77-3

\* - Southland Conference Game  
Denton: UNT leads 4-0  
Thibodaux: UNT leads 2-0

**NORTH DAKOTA**  
**UNT LEADS 1-0**

DATE	LOCATION	W/L	SCORE
9/27/52	Denton!	W	55-0

! - first game at Fouts Field  
Denton: UNT leads 1-0

**NORTHERN ARIZONA**  
**UNT TRAILS 0-1**

DATE	LOCATION	W/L	SCORE
9/11/93	Flagstaff	L	23-24

Flagstaff: UNT trails 0-1

**NORTHERN ILLINOIS**  
**UNT LEADS 1-0**

DATE	LOCATION	W/L	SCORE
10/5/96	DeKalb	W	24-21

DeKalb: UNT leads 1-0

**NORTHERN MICHIGAN**  
**UNT LEADS 1-0**

DATE	LOCATION	W/L	SCORE
10/12/68	Denton	W	17-3

Denton: UNT leads 1-0

**NORTHWESTERN STATE**  
**UNT TRAILS 5-6**

DATE	LOCATION	W/L	SCORE
9/7/85	Denton	W	34-14
10/11/86	Denton	W	24-3
9/19/87	Natchitoches*	W	15-13
11/5/88	Denton*	L	17-25
10/7/89	Natchitoches*	L	7-30
9/29/90	Denton*	L	18-28
10/12/91	Natchitoches*	L	10-24
10/10/92	Denton*	L	34-37
10/23/93	Denton*	L	37-38
10/22/94	Natchitoches*	W	28-25
9/4/21	Denton	W	44-14

\* - Southland Conference Game  
Denton: UNT trails 3-4  
Natchitoches: Tied 2-2

**OHIO**  
**UNT TRAILS 0-2**

DATE	LOCATION	W/L	SCORE
9/12/09	Denton	L (2OT)	30-31
9/7/13	Athens	L	21-27

Denton: UNT trails 0-1  
Athens: UNT trails 0-1

**OKLAHOMA**  
**UNT TRAILS 0-7**

Date	Location	W/L	Score
9/5/87	Norman	L	14-69
9/14/91	Norman	L	2-40
9/23/95	Norman	L	10-51
9/5/98	Norman	L	9-37
9/8/01	Norman	L	10-37
8/30/03	Norman	L	3-37
9/1/07	Norman	L	10-79

Norman: UNT trails 0-7

**OKLAHOMA BAPTIST**  
**UNT LEADS 1-0**

DATE	LOCATION	W/L	SCORE
1920	Denton	W	29-0

Denton: UNT leads 1-0

**OKLAHOMA CITY**  
**SERIES TIED 1-1**

DATE	LOCATION	W/L	SCORE
9/17/48	Oklahoma City	L	6-14
9/30/49	Oklahoma City	W	26-7

Oklahoma City: Tied 1-1

**OKLAHOMA STATE**  
**UNT TRAILS 1-10**

DATE	LOCATION	W/L	SCORE
9/28/57	Denton	L	19-25
9/27/58	Stillwater	L	14-21
9/27/75	Stillwater	L	7-61
10/2/76	Stillwater	L	10-16
9/30/78	Irving#	W	12-7
9/8/79	Stillwater	L	7-25
10/3/81	Dallas!	L	0-9
9/11/82	Stillwater	L	6-27
9/10/83	Stillwater	L	13-20
9/14/85	Stillwater	L	9-10
10/1/94	Stillwater	L	34-36

# - game played at Texas Stadium (Irving, Texas)  
! - game played at Cotton Bowl (Dallas, Texas)  
Denton: UNT trails 0-1  
Stillwater: UNT trails 0-8  
Neutral: Tied 1-1  
Irving: UNT leads 1-0  
Dallas: UNT trails 0-1

**OLD DOMINION**  
**SERIES TIED 1-1**

DATE	LOCATION	W/L	SCORE
10/28/17	Denton*	W	45-38
11/10/18	Norfolk*	L	31-34

\* - Conference USA Game  
Denton: UNT leads 1-0  
Norfolk: UNT trails 0-1

HISTORY



## SERIES RECORDS

OLE MISS			
UNT TRAILS 0-4			
DATE	LOCATION	W/L	SCORE
11/7/53	Oxford	L	7-40
9/17/54	Memphis#	L	12-35
10/11/55	Oxford	L	0-33
9/22/56	Oxford	L	0-45
# - game played at Crump Stadium (Memphis, Tenn.)			
Oxford: UNT trails 0-3			
Neutral: UNT trails 0-1			
Memphis: UNT trails 0-1			

OREGON STATE			
SERIES TIED 1-1			
DATE	LOCATION	W/L	SCORE
9/16/95	Denton	W	30-27
9/6/97	Corvallis	L	7-33
Denton: UNT leads 1-0			
Corvallis: UNT trails 0-1			

PACIFIC			
SERIES TIED 1-1			
DATE	LOCATION	W/L	SCORE
12/21/46	Houston&	W	14-13
10/27/51	Stockton	L	0-34
& - Optimist Bowl (Houston, Texas)			
Stockton: UNT trails 0-1			
Neutral: UNT leads 1-0			
Houston: UNT leads 1-0			

PARSONS COLLEGE			
UNT LEADS 1-0			
DATE	LOCATION	W/L	SCORE
9/25/65	Denton	W	26-7
Denton: UNT leads 1-0			

PENSACOLA NAVY			
UNT LEADS 1-0			
DATE	LOCATION	W/L	SCORE
10/17/59	Denton	W	43-0
Denton: UNT leads 1-0			

PITTSBURG STATE			
UNT LEADS 1-0			
DATE	LOCATION	W/L	SCORE
12/2/38	Denton	W	28-0
Denton: UNT leads 1-0			

PORTLAND STATE			
UNT TRAILS 0-1			
DATE	LOCATION	W/L	SCORE
10/10/15	Denton	L	7-66
Denton: UNT trails 0-1			

RANDOLPH FIELD			
UNT LEADS 1-0			
DATE	LOCATION	W/L	SCORE
9/25/48	Denton	W	86-0
Denton: UNT leads 1-0			

RICE			
UNT LEADS 8-5			
DATE	LOCATION	W/L	SCORE
11/19/88	Houston	W	33-17
9/27/08	Houston	L	20-77
9/11/10	Denton	L	31-32
10/31/13	Denton*	W	28-16
10/25/14	Houston*	L	21-41
9/19/15	Denton*	L	24-38
9/24/16	Houston*	W (2OT)	42-35
11/25/17	Houston*	W	30-14
10/27/18	Denton*	W	41-17
11/23/19	Houston*	L	14-20
11/21/20	Denton*	W	27-17
10/30/21	Houston*	W (OT)	30-24
11/26/22	Denton*	W	21-17

\* - Conference USA Game  
 Denton: UNT leads 4-2  
 Houston: UNT leads 4-3

RICHMOND			
UNT LEADS 2-0			
DATE	LOCATION	W/L	SCORE
10/1/77	Richmond	W	47-14
11/13/82	Richmond	W	22-13
Richmond: UNT leads 2-0			

SAM HOUSTON			
UNT LEADS 18-11-1			
DATE	LOCATION	W/L	SCORE
1914	Huntsville	W	18-0
1915	Huntsville	W	6-0
1923	Denton	W	18-6
1924	Huntsville	W	7-0
1929	Huntsville	T	6-6
11/18/30	Huntsville	L	0-13
11/16/31	Denton	W	19-0
1932	Huntsville	W	7-6
1933	Denton	L	7-19
11/1/34	Huntsville	L	0-7
11/1/35	Denton	W	20-0
10/30/36	Huntsville	W	27-7
10/29/37	Denton	W	13-6
10/28/38	Huntsville	L	0-18
10/29/39	Denton	W	24-13
10/25/40	Huntsville	W	7-6
10/24/41	Denton	W	19-0
10/24/42	Huntsville	L	20-21
10/19/46	Denton	L	0-12
10/25/47	Huntsville^	W	27-0
10/23/48	Denton^	W	37-7
10/22/49	Huntsville	W	41-14
10/10/87	Denton*	W	41-24
10/22/88	Huntsville*	W	24-3
10/21/89	Denton*	L	6-14
10/27/90	Huntsville*	L	14-26
10/26/91	Denton*	L	6-14
10/24/92	Huntsville*	L	14-34
10/30/93	Denton*	L	14-24
10/29/94	Denton*	W	21-16

^ - Southland Conference Game  
 \* - Lone Star Conference Game  
 Denton: UNT leads 9-5  
 Huntsville: UNT leads 9-6-1

SAMFORD			
UNT LEADS 1-0			
DATE	LOCATION	W/L	SCORE
10/5/00	Denton	W	41-6
Denton: UNT leads 1-0			

SAN DIEGO MARINES			
UNT TRAILS 0-1			
DATE	LOCATION	W/L	SCORE
10/24/64	San Diego	L	3-16
San Diego: UNT trails 0-1			

SAN DIEGO NAVY			
UNT LEADS 2-0			
DATE	LOCATION	W/L	SCORE
10/9/53	Denton	W	27-12
10/6/56	Denton	W	65-6
Denton: UNT leads 2-0			

SAN DIEGO STATE			
UNT TRAILS 1-6			
DATE	LOCATION	W/L	SCORE
11/22/69	San Diego	L	24-42
9/19/70	Denton	L	0-23
12/4/71	San Diego	L	28-44
9/23/72	Irving#	L	0-25
11/24/73	San Diego	L	9-56
11/2/74	Denton	W	14-9
9/20/75	San Diego	L	12-30

# - game played at Texas Stadium (Irving, Texas)  
 Denton: Tied 1-1  
 San Diego: UNT trails 0-4  
 Neutral: UNT trails 0-1  
 Irving: UNT trails 0-1

SAN JOSE STATE			
UNT TRAILS 1-2-1			
Date	Location	W/L	Score
10/31/53	San Jose	T	13-13
10/30/54	Denton	L	20-27
10/26/57	San Jose	W	12-6
11/28/81	San Jose	L	16-28
Denton: UNT trails 0-1			
San Jose: Tied 1-1-1			

SOUTHEASTERN OKLAHOMA			
UNT LEADS 4-1-1			
DATE	LOCATION	W/L	SCORE
1914	AWAY	L	0-39
1916	Denton	W	6-0
10/15/17	Denton	W	27-0
1918	AWAY	T	7-7
10/25/19	Denton	W	53-6
1920	Denton	W	47-0
Denton: UNT leads 4-0			
AWAY: UNT trails 0-1-1			

SMU			
UNT TRAILS 6-35-1			
DATE	LOCATION	W/L	SCORE
10/7/22	Dallas	L	0-66
9/29/23	Dallas	L	0-41
9/27/24	Dallas	L	3-7
9/26/25	Dallas	L	0-48
9/24/26	Dallas	L	0-42
9/24/27	Dallas	L	0-68
9/22/28	Dallas	L	6-33
9/21/29	Dallas	L	3-13
9/26/31	Dallas	L	0-13
9/24/32	Dallas	T	0-0
9/23/33	Dallas	W	7-0
9/22/34	Dallas	L	0-33
9/21/35	Dallas	L	0-29
9/26/36	Dallas	L	0-6
9/25/37	Dallas	L	3-14
9/24/38	Dallas	L	7-34
10/7/39	Dallas	L	0-16
10/5/40	Dallas	L	7-20
9/27/41	Dallas	L	0-54
9/26/42	Dallas	L	7-26
9/14/74	Irving#	L	6-7
9/25/76	Irving#	L	31-38
9/17/77	Irving#	W	24-13
9/22/79	Irving#	L	9-20
9/13/80	Irving#	L	9-28
9/12/81	Irving#	L	7-34
10/2/82	Irving#	L	10-38
9/22/84	Irving#	L	6-24
10/28/89	Dallas	L	9-35
10/6/90	Denton	W	14-7
9/12/92	Dallas	L	14-28
9/9/06	Denton	W	24-6
9/8/07	Dallas	L	31-45
9/6/14	Denton	W	43-6
9/12/15	Dallas	L	13-31
9/3/16	Denton	L	21-34
9/9/17	Dallas	L	32-54
9/1/18	Denton	W	46-23
9/7/19	Dallas	L	27-49
9/19/20	Denton	L	35-65
9/11/21	Dallas	L	12-35
9/3/22	Denton	L	10-48

# - game played at Texas Stadium (Irving, Texas)  
 Denton: UNT leads 4-3  
 Dallas: UNT trails 1-25-1  
 Neutral: UNT trails 1-7  
 Irving: UNT trails 1-7

SOUTH ALABAMA			
UNT LEADS 1-0			
DATE	LOCATION	W/L	SCORE
11/10/12	Denton*	W	24-14
* - Sun Belt Conference Game			
Denton: UNT leads 1-0			

SOUTHERN ILLINOIS			
UNT LEADS 4-0			
Date	Location	W/L	Score
11/24/62	Carbondale	W	55-30
10/31/64	Carbondale	W	14-13
10/22/66	Denton	W	53-6
10/21/67	Carbondale	W	37-0
Denton: UNT leads 1-0			
Carbondale: UNT leads 3-0			

SOUTHERN MISS			
SERIES TIED 8-8			
DATE	LOCATION	W/L	SCORE
10/2/54	Denton	W	15-7
10/8/55	Hattiesburg	L	0-26
10/8/77	Hattiesburg	W	27-14
11/4/78	Denton	W	25-12
10/6/79	Hattiesburg	L	10-30
10/31/81	Denton	L	0-22
12/14/04	New Orleans&	L	10-31
10/26/13	Hattiesburg*	W	55-14
10/18/14	Denton*	L	20-30
10/3/15	Hattiesburg*	L	14-49
11/19/16	Denton*	W	29-23
9/30/17	Hattiesburg*	W	43-28
10/13/18	Denton*	W	30-7
10/12/19	Hattiesburg*	L	27-45
10/3/20	Denton*	L	31-41
11/6/21	Hattiesburg*	W	38-14

\* - Conference USA Game  
 & - Wyndham New Orleans Bowl (Louisiana Superdome, New Orleans, La.)  
 Denton: UNT leads 4-3  
 Hattiesburg: Tied 4-4  
 Neutral: UNT trails 0-1  
 New Orleans: UNT trails 0-1

SW OKLAHOMA STATE			
UNT LEADS 1-0			
DATE	LOCATION	W/L	SCORE
10/7/50	AWAY	W	76-6
AWAY: UNT leads 1-0			

SOUTHWESTERN			
UNT LEADS 5-2-2			
Date	Location	W/L	Score
10/10/30	Georgetown	T	13-13
10/9/31	Georgetown	W	25-0
1932	Georgetown	W	20-0
1933	Denton	T	0-0
10/5/34	Georgetown	W	6-0
10/4/35	Denton	W	34-0
10/3/36	Georgetown	L	7-12
10/1/37	Denton	L	6-7
10/1/38	Georgetown	W	27-6
Denton: Tied 1-1-1			
Georgetown: UNT leads 4-1-1			



# SERIES RECORDS

## STEPHEN F. AUSTIN

UNT LEADS 22-4-3			
DATE	LOCATION	W/L	SCORE
10/17/25	Nacogdoches	W	10-0
1926	Nacogdoches	W	9-6
1927	Denton	T	12-12
1928	Nacogdoches	W	14-7
1929	Denton	W	31-0
11/1/30	Nacogdoches	W	13-6
10/31/31	Denton	W	33-0
1932	Denton	W	31-0
1933	Nacogdoches	W	22-6
10/26/34	Denton	W	14-0
10/25/35	Nacogdoches	L	7-9
10/16/36	Denton	W	27-7
10/23/37	Nacogdoches	T	6-6
10/21/38	Denton	W	27-6
10/20/39	Nacogdoches	W	14-0
10/18/40	Denton	W	27-0
10/17/41	Nacogdoches	W	28-0
10/26/46	Nacogdoches	W	9-0
10/18/47	Denton^	W	13-7
10/16/48	Nacogdoches^	W	19-6
10/15/49	Denton	W	25-6
10/31/87	Nacogdoches*	W	16-14
10/29/88	Nacogdoches*	L	10-17
10/14/89	Denton*	L	16-35
10/13/90	Nacogdoches*	W	31-24
10/19/91	Denton	W	18-14
10/17/92	Nacogdoches*	W	21-11
11/6/93	Denton	L	27-29
11/4/94	Nacogdoches*	T	33-33

\* - Southland Conference Game  
^ - Lone Star Conference Game  
Denton: UNT leads 10-2-1  
Nacogdoches: UNT leads 12-2-2

## SUL ROSS STATE

UNT LEADS 1-0			
Date	Location	W/L	Score
9/29/51	Alpine	W	62-6

Alpine: UNT leads 1-0

## TAMU-PA

UNT TRAILS 1-2			
DATE	LOCATION	W/L	SCORE
10/9/65	Tampa	L	14-17
10/8/66	Denton	W	41-6
10/10/70	Tampa	L	7-18

Denton: UNT leads 1-0  
Tampa: UNT trails 0-2

## TARLETON STATE

UNT TRAILS 1-2			
Date	Location	W/L	Score
10/18/19	Weatherford	W	44-0
1920	Weatherford	L	7-20
1921	Denton	L	0-13

Denton: UNT trails 0-1  
Weatherford: Tied 1-1

## TENNESSEE

SERIES TIED 1-1			
DATE	LOCATION	W/L	SCORE
10/25/75	Knoxville	W	21-14
11/14/15	Knoxville	L	0-24

Knoxville: Tied 1-1

## TENNESSEE-CHATTANOOGA

UNT LEADS 5-3			
DATE	LOCATION	W/L	SCORE
11/27/47	Chattanooga	W	14-7
10/21/50	Chattanooga	W	19-14
11/22/51	Chattanooga	L	20-32
10/15/54	Chattanooga	L	19-20
11/5/55	Denton	L	6-14
11/24/56	Chattanooga	W	20-7
11/9/57	Denton	W	12-0
11/19/66	Denton	W	42-7

Denton: UNT leads 2-1  
Chattanooga: UNT leads 3-2

## TERRELL ACADEMY

UNT TRAILS 0-1			
DATE	LOCATION	W/L	SCORE
1914	Denton	L	0-6

Denton: UNT trails 0-1

## TEXAS

UNT TRAILS 0-10			
DATE	LOCATION	W/L	SCORE
9/18/76	Austin	L	14-17
10/14/78	Austin	L	16-26
9/19/81	Austin	L	10-23
9/24/83	Austin	L	6-26
9/24/88	Austin	L	24-27
9/26/92	Austin	L	15-33
8/31/02	Austin	L	0-27
9/4/04	Austin	L	0-65
9/2/06	Austin	L	7-56
8/30/14	Austin	L	7-38

Austin: UNT trails 0-10

## TEXAS A&M

UNT TRAILS 0-7			
DATE	LOCATION	W/L	SCORE
1928	College Station	L	0-44
9/21/46	College Station	L	0-47
9/20/86	College Station	L	28-48
9/22/90	College Station	L	8-40
9/21/96	College Station	L	0-55
9/27/97	Irving#	L	10-36
9/26/98	College Station	L	9-28

# - game played at Texas Stadium (Irving, Texas)  
College Station: UNT trails 0-6  
Neutral: UNT trails 0-1  
Irving: UNT trails 0-1

## TEXAS A&M-COMMERCE

UNT LEADS 19-6-1			
DATE	LOCATION	W/L	SCORE
1916	Denton	W	40-7
1922	Denton	W	30-0
10/23/25	Denton	W	33-13
1926	Commerce	W	21-7
1927	Denton	T	7-7
1928	Commerce	L	12-13
1929	Denton	W	34-0
11/11/30	Commerce	W	19-0
11/11/31	Commerce	W	13-0
1932	Commerce	W	27-6
1933	Denton	L	0-6
11/9/34	Commerce	L	0-3
11/8/35	Denton	W	30-6
11/6/36	Commerce	W	6-0
11/20/37	Denton	L	0-20
11/19/38	Commerce	L	3-7
11/18/39	Denton	W	16-13
11/16/40	Commerce	W	10-7
11/15/41	Denton	W	15-8
11/13/42	Commerce	L	7-16
11/23/46	Denton	W	47-7
11/22/47	Commerce*	W	12-6
11/20/48	Denton*	W	27-7
11/19/49	Commerce	W	59-6
9/23/50	Commerce	W	42-20
10/5/51	Denton	W	48-7

\* - Lone Star Conference Game  
Denton: UNT leads 10-2-1  
Commerce: UNT leads 9-4

## TGU

UNT TRAILS 2-16			
Date	Location	W/L	Score
1913	Denton	L	0-13
1914	Denton	L	0-40
1918	Fort Worth	L	0-39
10/4/19	Fort Worth	W	14-6
1929	Fort Worth	L	0-25
9/20/30	Denton	L	0-47
9/19/31	Fort Worth	L	6-33
1932	Fort Worth	L	2-14
1933	Denton	L	0-13
9/29/34	Fort Worth	L	0-27
9/28/35	Fort Worth	L	11-28
10/20/84	Fort Worth	L	3-34
10/19/85	Fort Worth	L	10-14
10/18/86	Fort Worth	W	24-20
10/17/87	Fort Worth	L	10-19
11/13/99	Fort Worth	L	3-27
9/1/01	Denton	L	5-19
9/21/02	Fort Worth	L	10-16

Denton: UNT trails 0-5  
Fort Worth: UNT trails 2-11

## TEXAS SOUTHERN

UNT LEADS 2-0			
DATE	LOCATION	W/L	SCORE
9/8/12	Denton	W	34-7
9/10/22	Denton	W	59-27

Denton: UNT leads 2-0

## TEXAS STATE

UNT LEADS 29-7-3			
DATE	LOCATION	W/L	SCORE
1915	San Marcos	W	14-0
1916	San Marcos	T	0-0
1920	Denton	W	20-6
1921	San Marcos	L	0-14
1922	Denton	W	16-13
1923	San Marcos	W	12-7
1924	Denton	L	6-10
11/19/25	San Marcos	W	10-6
11/18/26	Denton	W	13-12
1927	San Marcos	L	0-38
1928	Denton	W	17-0
1929	San Marcos	T	0-0
11/28/30	Denton	W	13-0
11/25/31	San Marcos	W	20-0
1932	Denton	W	6-0
1933	San Marcos	T	0-0
11/23/34	San Marcos	W	3-0
11/22/35	San Marcos	W	6-0
11/20/36	Denton	W	14-0
11/5/37	San Marcos	W	10-3
11/4/38	San Marcos	W	7-6
11/3/39	San Marcos	W	26-0
11/1/40	Denton	W	22-0
10/31/41	San Marcos	W	10-6
10/30/42	Denton	W	10-6
11/2/46	San Marcos	W	6-0
11/1/47	Denton^	W	27-7
10/30/48	San Marcos^	L	14-24
10/29/49	Denton	W	41-7
10/27/84	Denton	L	19-27
9/6/86	San Marcos	W	7-0
9/12/87	Denton*	W	20-3
11/12/88	San Marcos*	W	30-10
11/11/89	Denton*	L	20-25
11/10/90	San Marcos*	W	16-15
11/16/91	Denton*	L	6-38
11/14/92	San Marcos*	W	13-10
10/9/93	Denton*	W	35-28
10/8/94	San Marcos*	W	27-14

\* - Southland Conference Game  
^ - Lone Star Conference Game  
Denton: UNT leads 13-4  
San Marcos: UNT leads 16-3-3

## TEXAS TECH

SERIES TIED 4-4			
DATE	LOCATION	W/L	SCORE
11/8/52	Denton	W	34-19
9/21/85	Lubbock	L	7-28
9/3/88	Lubbock	W	29-24
9/20/97	Lubbock	W	30-27
9/12/98	Irving#	L	0-30
9/18/99	Lubbock	W	21-14
9/9/00	Lubbock	L	7-13
9/22/01	Irving#	L	14-42

# - game played at Texas Stadium (Irving, Texas)

Denton: UNT leads 1-0  
Lubbock: UNT leads 3-2  
Neutral: UNT trails 0-2  
Irving: UNT trails 0-2

## THROP SPRINGS

UNT LEADS 1-0			
Date	Location	W/L	Score
1916	Denton	W	48-0

Denton: UNT leads 1-0

## TRINITY

UNT LEADS 16-9-2			
DATE	LOCATION	W/L	SCORE
1916	Waxahachie	L	7-12
1922	Denton	W	13-6
1923	Waxahachie	L	0-6
1924	Denton	T	0-0
11/26/25	Denton	L	6-16
1926	Waxahachie	L	7-14
1927	Waxahachie	L	0-37
1929	Waxahachie	W	7-0
10/17/30	Denton	W	9-6
10/17/31	Denton	L	0-7
1932	Waxahachie	W	20-0
1933	Denton	W	13-0
11/16/34	Denton	W	21-9
11/15/35	Waxahachie	W	13-8
11/13/36	Denton	W	26-6
11/12/37	Waxahachie	W	14-7
11/7/47	Temple^	W	33-7
11/6/48	Denton^	W	27-12
11/5/49	San Antonio*	W	32-21
11/4/50	San Marcos	W	35-6
11/3/51	San Antonio	W	32-0
11/1/52	Denton	W	34-7
11/28/53	San Antonio	L	6-14
11/20/54	Denton	L	0-13
12/3/55	Denton	W	7-6
11/3/56	Denton	T	7-7
11/2/57	San Antonio	L	13-26

\* - Gulf Coast Conference Game  
^ - Lone Star Conference Game  
Denton: UNT leads 9-3-2  
Waxahachie/Temple/San Antonio: UNT leads 7-6

## TROY

UNT TRAILS 2-9			
DATE	LOCATION	W/L	SCORE
12/1/01	Troy	L	16-18
10/30/03	Denton	W	21-0
10/4/05	Denton*	L	10-13
10/28/06	Troy*	L	6-14
10/20/07	Troy*	L	7-45
10/25/08	Denton*	L	17-45
10/24/09	Troy*	L	26-50
11/6/10	Denton*	L	35-41
11/12/11	Troy*	W	38-33
9/22/12	Denton*	L	7-14
12/16/17	New Orleans&	L	30-50

\* - Sun Belt Conference Game  
& - R+L Carriers New Orleans Bowl (Mercedes-Benz Superdome, New Orleans, La.)  
Denton: UNT trails 1-4  
Troy: UNT trails 1-4  
Neutral: UNT trails 0-1  
New Orleans: UNT trails 0-1

HISTORY



# SERIES RECORDS

**TULANE**

**UNT TRAILS 0-1**

DATE	LOCATION	W/L	SCORE
10/5/13	New Orleans*	L	21-24

\* - Conference USA Game  
New Orleans: UNT trails 0-1

**TULSA**

**UNT TRAILS 7-17**

DATE	LOCATION	W/L	SCORE
10/19/57	Tulsa	W	14-12
10/25/58	Denton^	W	8-7
11/14/59	Tulsa^	L	6-17
11/12/60	Tulsa^	L	8-12
10/21/61	Denton^	W	23-12
10/13/62	Tulsa^	L	0-34
10/19/63	Denton^	L	21-22
11/14/64	Tulsa^	L	0-47
10/16/65	Denton^	L	20-27
10/15/66	Tulsa^	L	27-30
11/18/67	Denton^	W	54-12
10/19/68	Tulsa^	W	20-17
11/15/69	Denton^	W	42-16
12/5/70	Tulsa^	L	20-26
11/25/72	Tulsa^	L	22-45
11/17/73	Denton^	L	15-24
9/21/74	Tulsa^	L	6-31
10/11/80	Tulsa	L	27-28
11/20/82	Denton	L	20-38
9/17/05	Denton	L	2-54
9/16/06	Tulsa	L	3-28
9/6/08	Denton	L	26-56
10/11/11	Tulsa	L	24-41
11/30/13	Tulsa*	W	42-10

\* - Conference USA Game  
^ - Missouri Valley Conference Game  
Denton: UNT trails 4-6  
Tulsa: UNT trails 3-11

**UAH**

**UNT TRAILS 1-6**

DATE	LOCATION	W/L	SCORE
10/14/95	Denton	L	14-19
10/11/14	Birmingham*	L	21-56
9/23/17	Denton*	W	46-43
10/20/18	Birmingham*	L	21-29
11/30/19	Denton*	L	21-26
9/18/21	Denton*	L	6-40
11/12/22	Birmingham*	L	21-41

\* - Conference USA Game  
Denton: UNT trails 1-3  
Birmingham: UNT trails 0-3

**ULM**

**UNT TRAILS 13-16**

DATE	LOCATION	W/L	SCORE
11/11/78	Denton	W	28-6
11/15/80	Denton	W	26-18
11/14/81	Monroe	W	17-14
9/18/82	Denton	L	15-38
11/5/83	Monroe^	W	27-7
11/10/84	Denton^	W	10-3
11/16/85	Monroe^	L	17-18
11/15/86	Denton^	W	28-20
11/14/87	Monroe^	L	23-24
11/28/87	Monroe&	L	9-30
10/8/88	Denton^	W	26-23
11/18/89	Monroe^	W	28-25
11/24/90	Denton^	L	15-16
11/23/91	Monroe^	L	21-44
11/21/92	Denton^	L	25-47
11/20/93	Monroe^	L	31-61
11/19/94	Monroe	L	20-38
10/6/01	Monroe*	L	17-19
11/2/02	Denton*	W	41-2
11/8/03	Monroe*	W	28-26
10/30/04	Denton*	W	45-30
11/19/05	Denton*	L	19-24
11/25/06	Monroe*	L	3-23
10/13/07	Denton*	W	31-21
10/18/08	Monroe*	L	23-35
11/7/09	Denton*	L	6-33
11/20/10	Monroe*	L	37-49
10/22/11	Denton*	W	38-21
11/17/12	Monroe*	L	16-42

\* - Sun Belt Conference Game  
^ - Southland Conference Game  
& - NCAA Div. I-AA Playoffs (Monroe, La.)  
Denton: UNT leads 9-5  
Monroe: UNT trails 4-11

**UNLV**

**UNT TRAILS 1-5**

DATE	LOCATION	W/L	SCORE
11/1/86	Las Vegas	L	26-27
11/4/95	Las Vegas	L	24-34
9/2/99	Denton	L	3-26
9/16/00	Las Vegas	L	0-38
1/1/14	Dallas&	W	36-14
9/17/22	Las Vegas	L	27-58

& - Heart of Dallas Bowl (Cotton Bowl), Dallas, Texas  
Denton: UNT trails 0-1  
Las Vegas: UNT trails 0-4  
Neutral: UNT leads 1-0  
Dallas: UNT leads 1-0

**USF**

**UNT TRAILS 0-2**

DATE	LOCATION	W/L	SCORE
9/29/01	Tampa	L	10-28
10/5/02	Denton	L	17-24

Denton: UNT trails 0-1  
Tampa: UNT trails 0-1

**UTA**

**UNT LEADS 11-4-1**

DATE	LOCATION	W/L	SCORE
1921	Denton	W	41-6
1922	Arlington	T	7-7
1922	Denton	W	6-0
1923	Denton	L	12-30
9/8/73	Irving#	L	7-31
9/4/75	Irving#	W	27-14
9/11/76	Denton	W	24-7
10/15/77	Irving#	W	15-6
9/16/78	Irving#	W	28-23
9/15/79	Irving#	W	19-14
9/6/80	Arlington	W	31-14
10/24/81	Dallas!	L	6-7
10/9/82	Arlington	W	17-3
11/12/83	Denton*	W	52-15
11/17/84	Arlington*	L	0-22
11/23/85	Denton*	W	23-20

\* - Southland Conference Game  
# - game played at Texas Stadium (Irving, Texas)  
! - game played at Cotton Bowl (Dallas, Texas)  
Denton: UNT leads 5-1  
Arlington: UNT leads 2-1-1  
Neutral: UNT leads 4-2  
Irving: UNT leads 4-1  
Dallas: UNT trails 0-1

**UTEP**

**UNT LEADS 20-8-3**

DATE	LOCATION	W/L	SCORE
9/22/51	El Paso	W	33-0
9/20/52	El Paso	W	27-14
10/24/53	El Paso	L	21-26
10/23/54	Denton	L	0-6
9/24/55	El Paso	T	7-7
10/20/56	Denton	W	13-6
9/21/57	El Paso	L	13-14
9/20/58	Denton	W	26-8
9/26/59	El Paso	W	31-7
9/24/60	Denton	T	16-16
11/25/61	El Paso	W	24-14
9/22/62	Denton	W	19-6
9/21/63	El Paso	L	7-34
9/19/64	Denton	T	0-0
9/18/65	El Paso	L	15-61
9/24/66	Denton	W	12-9
11/9/68	El Paso	W	34-31
9/10/77	El Paso	W	41-10
9/2/78	Denton	W	49-0
9/1/79	Denton	W	35-0
9/20/80	El Paso	W	35-15
11/9/13	Denton*	W	41-7
11/15/14	El Paso*	L	17-35
11/28/15	Denton*	L	17-20
11/26/16	El Paso*	L	24-52
11/11/17	Denton*	W	45-10
10/6/18	El Paso*	W	27-24
11/2/19	Denton*	W	52-26
12/11/20	Denton#*	W	45-43
11/13/21	Denton*	W	20-17
8/27/22	El Paso*	W	31-13

\* - Conference USA Game  
# - played in Denton but was a home game for UTEP due to COVID-19 pandemic  
Denton: UNT leads 11-2-2  
El Paso: UNT leads 9-6-1

**UTSA**

**UNT TRAILS 5-6**

DATE	LOCATION	W/L	SCORE
11/23/13	Denton*	L	13-21
11/29/14	San Antonio*	L	27-34
10/31/15	Denton*	W	30-23
10/29/16	San Antonio*	L	17-31
10/14/17	Denton*	W	29-26
11/24/18	San Antonio*	W	24-21
9/21/19	Denton*	W	45-3
11/28/20	San Antonio*	L	17-49
11/27/21	Denton*	W	45-23
10/22/22	San Antonio*	L	27-31
12/2/22	San Antonio&	L	27-48

\* - Conference USA Game  
& - Conference USA Championship Game  
Denton: UNT leads 4-1  
San Antonio: UNT trails 1-5

**UTAH STATE**

**UNT TRAILS 3-5**

DATE	LOCATION	W/L	SCORE
11/2/96	Logan^	L	13-21
11/22/97	Denton^	W	51-48
11/14/98	Logan^	L	27-28
11/27/99	Denton^	L	7-34
10/14/00	Denton^	L	12-17
10/18/03	Denton*	W	37-27
10/9/04	Logan*	W	31-23
12/15/18	Albuquerque&	L	13-52

\* - Sun Belt Conference Game  
^ - Big West Conference Game  
& - New Mexico Bowl (Dreamstyle Stadium, Albuquerque, N.M.)  
Denton: Tied 2-2  
Logan: UNT trails 1-2  
Neutral: UNT trails 0-1  
Albuquerque: UNT trails 0-1

**VANDERBILT**

**UNT TRAILS 0-2**

DATE	LOCATION	W/L	SCORE
10/12/96	Denton	L	7-19
8/30/97	Nashville	L	12-29

Denton: UNT trails 0-1  
Nashville: UNT trails 0-1

**WEBER STATE**

**SERIES TIED 1-1**

DATE	LOCATION	W/L	SCORE
10/11/69	Denton	W	35-13
9/18/71	Ogden	L	0-20

Denton: UNT leads 1-0  
Ogden: UNT trails 0-1

**WESLEY COLLEGE**

**UNT LEADS 1-0**

DATE	LOCATION	W/L	SCORE
1921	AWAY	W	33-6

AWAY: UNT leads 1-0

HISTORY



# SERIES RECORDS

## WEST TEXAS A&M

### UNT LEADS 17-6

DATE	LOCATION	W/L	SCORE
1923	Denton	W	14-6
1924	AWAY	W	14-7
10/30/25	AWAY	W	6-0
10/30/26	Denton	W	16-3
10/2/48	Canyon	W	20-7
10/12/51	Amarillo	W	42-14
11/14/53	Denton	W	38-6
10/3/59	Denton	W	28-6
10/15/60	Canyon	L	6-14
11/10/62	Denton	W	20-13
10/5/63	Canyon	L	16-38
10/10/64	Denton	L	13-21
10/17/70	Canyon	W	11-10
11/18/72	Irving# *	L	14-17
9/22/73	Denton*	W	32-15
11/16/74	Canyon*	L	14-21
11/29/75	Denton	W	16-15
10/16/76	Canyon	W	10-7
9/24/77	Denton	W	31-20
10/7/78	Canyon	W	35-0
10/20/79	Denton	W	28-14
10/23/82	Canyon	L	22-24
9/3/83	Denton	W	32-3

\* - Missouri Valley Conference Game

# - game played at Texas Stadium (Irving, Texas)

**Denton:** UNT leads 10-1

**Canyon/Amarillo:** UNT leads 7-4

**Neutral:** UNT trails 0-1

Irving: UNT trails 0-1

## WKU

### UNT LEADS 5-4

DATE	LOCATION	W/L	SCORE
11/24/07	Denton	W	27-26
11/1/08	Bowling Green	W	51-40
10/31/09	Denton^	W	68-49
10/30/10	Bowling Green^	W	33-6
11/19/11	Denton^	L	21-31
11/24/12	Bowling Green^	L	24-25
10/15/15	Denton*	L	28-55
11/12/16	Bowling Green*	L	7-45
10/29/22	Bowling Green*	W	40-13

\* - Conference USA Game

^ - Sun Belt Conference Game

**Denton:** Tied 2-2

**Bowling Green:** UNT leads 3-2

## WICHITA STATE

### UNT LEADS 11-5-1

DATE	LOCATION	W/L	SCORE
11/8/58	Wichita*	L	13-15
10/31/59	Denton*	W	12-0
11/19/60	Wichita*	L	6-34
10/14/61	Denton*	L	14-26
11/3/62	Wichita*	W	9-7
10/26/63	Denton*	W	7-3
11/21/64	Wichita*	L	6-14
11/6/65	Denton*	W	24-21
11/12/66	Wichita*	W	30-13
11/11/67	Denton*	W	20-14
11/23/68	Wichita*	W	44-6
11/8/69	Denton*	W	47-0
11/21/70	Wichita*	W	41-24
11/20/71	Irving# *	W	31-10
10/7/72	Wichita*	L	6-23
11/10/73	Denton*	W	31-21
11/9/74	Wichita*	T	10-10

\* - Missouri Valley Conference Game

# - game played at Texas Stadium (Irving, Texas)

**Denton:** UNT leads 6-1

**Wichita:** Tied 4-4-1

**Neutral:** UNT leads 1-0

Irving: UNT leads 1-0

## YOUNGSTOWN STATE

### UNT LEADS 2-0

DATE	LOCATION	W/L	SCORE
10/26/56	Youngstown	W	19-12
11/16/57	Denton	W	68-13

**Denton:** UNT leads 1-0

**Youngstown:** UNT leads 1-0

HISTORY





# UNT VS. FBS CONFERENCES

## ACC

TEAM	ALL	H	A	N
Boston College	0-0	0-0	0-0	0-0
Clemson	0-1	0-0	0-1	0-0
Duke	0-0	0-0	0-0	0-0
Florida State	0-2	0-1	0-1	0-0
Georgia Tech	0-0	0-0	0-0	0-0
Louisville	10-7	4-3	5-4	1-0
Miami (FL)	0-1	0-0	0-1	0-0
North Carolina	0-0	0-0	0-0	0-0
N.C. State	0-0	0-0	0-0	0-0
Pittsburgh	0-0	0-0	0-0	0-0
Syracuse	0-0	0-0	0-0	0-0
Virginia	0-0	0-0	0-0	0-0
Virginia Tech	0-0	0-0	0-0	0-0
Wake Forest	0-0	0-0	0-0	0-0
<b>TOTALS</b>	<b>10-11</b>	<b>4-4</b>	<b>5-7</b>	<b>1-0</b>

## AMERICAN

TEAM	ALL	H	A	N
Charlotte	0-2	0-1	0-1	0-0
East Carolina	0-1	0-0	0-1	0-0
Florida Atlantic	6-8	4-4	2-3	0-1
Memphis	4-17	1-6	3-9	0-2
Navy	0-1	0-1	0-0	0-0
Rice	8-5	4-2	4-3	0-0
SMU	6-35-1	4-3	1-25-1	1-7
Temple	0-0	0-0	0-0	0-0
Tulane	0-1	0-0	0-1	0-0
Tulsa	7-17	4-6	3-11	0-0
UAB	1-6	1-3	0-3	0-0
USF	0-2	0-1	0-1	0-0
UTSA	5-6	4-1	1-5	0-0
<b>TOTALS</b>	<b>37-101-1</b>	<b>22-28</b>	<b>14-63-1</b>	<b>1-10</b>

## BIG 12

TEAM	ALL	H	A	N
Baylor	1-12	1-2	0-10	0-0
BYU	2-3	1-0	1-2	0-1
Cincinnati	9-7-1	3-3-1	4-4	2-0
Houston	7-8	3-5	3-3	1-0
Iowa State	0-0	0-0	0-0	0-0
Kansas	0-3	0-0	0-2	0-1
Kansas State	1-6	0-1	1-5	0-0
Oklahoma	0-7	0-0	0-7	0-0
Oklahoma State	1-10	0-1	0-8	1-1
TCU	2-16	0-5	2-11	0-0
Texas	0-10	0-0	0-10	0-0
Texas Tech	4-4	1-0	3-2	0-2
UCF	0-0	0-0	0-0	0-0
West Virginia	0-0	0-0	0-0	0-0
<b>TOTALS</b>	<b>27-86-1</b>	<b>9-17-1</b>	<b>14-64</b>	<b>4-5</b>

## BIG TEN

TEAM	ALL	H	A	N
Illinois	0-0	0-0	0-0	0-0
Indiana	0-0	0-0	0-0	0-0
Iowa	0-2	0-0	0-2	0-0
Maryland	0-0	0-0	0-0	0-0
Michigan	0-0	0-0	0-0	0-0
Michigan State	0-0	0-0	0-0	0-0
Minnesota	0-0	0-0	0-0	0-0
Nebraska	0-1	0-0	0-1	0-0
Northwestern	0-0	0-0	0-0	0-0
Ohio State	0-0	0-0	0-0	0-0
Penn State	0-0	0-0	0-0	0-0
Purdue	0-0	0-0	0-0	0-0
Rutgers	0-0	0-0	0-0	0-0
Wisconsin	0-0	0-0	0-0	0-0
<b>TOTALS</b>	<b>0-3</b>	<b>0-0</b>	<b>0-3</b>	<b>0-0</b>

## CONFERENCE USA

TEAM	ALL	H	A	N
Florida International	5-5	3-2	2-3	0-0
Jacksonville State	0-0	0-0	0-0	0-0
Liberty	1-1	0-1	1-0	0-0
LA Tech	8-13	2-7	3-6	3-0
Middle Tennessee	10-7	5-4	5-3	0-0
New Mexico State	22-9-2	13-4	9-4-2	0-1
Sam Houston	18-11-1	9-5	9-6-1	0-0
UTEP	20-8-3	11-2-2	9-6-1	0-0
<b>TOTALS</b>	<b>84-54-6</b>	<b>43-25-2</b>	<b>38-28-4</b>	<b>3-1</b>

## MID-AMERICAN

TEAM	ALL	H	A	N
Akron	0-2	0-1	0-1	0-0
Ball State	2-0	1-0	1-0	0-0
Bowling Green	0-1	0-1	0-0	0-0
Buffalo	0-0	0-0	0-0	0-0
Central Michigan	0-0	0-0	0-0	0-0
Eastern Michigan	0-0	0-0	0-0	0-0
Kent State	0-0	0-0	0-0	0-0
Miami (Ohio)	0-1	0-0	0-1	0-0
Northern Illinois	1-0	0-0	1-0	0-0
Ohio	0-2	0-1	0-1	0-0
Toledo	0-0	0-0	0-0	0-0
Western Michigan	0-0	0-0	0-0	0-0
<b>TOTALS</b>	<b>3-6</b>	<b>1-3</b>	<b>2-3</b>	<b>0-0</b>

## MOUNTAIN WEST

TEAM	ALL	H	A	N
Air Force	0-1	0-0	0-1	0-0
Boise State	3-4	1-1	2-2	0-1
Colorado State	2-1	1-0	1-0	0-1
Fresno State	2-0	1-0	1-0	0-0
Hawai`i	0-0	0-0	0-0	0-0
Nevada	2-9	2-1	0-7	0-1
New Mexico	1-1	0-1	1-0	0-0
San Diego State	1-6	1-1	0-4	0-1
San Jose State	1-2-1	0-1	1-1-1	0-0
UNLV	1-5	0-1	0-4	1-0
Utah State	3-5	2-2	1-2	0-1
Wyoming	0-0	0-0	0-0	0-0
<b>TOTALS</b>	<b>16-34-1</b>	<b>8-8</b>	<b>7-21-1</b>	<b>1-5</b>

## PAC-12

TEAM	ALL	H	A	N
Arizona	0-1	0-0	0-1	0-0
Arizona State	1-4	0-1	1-3	0-0
California	0-1	0-0	0-1	0-0
Colorado	0-1	0-0	0-1	0-0
Oregon	0-0	0-0	0-0	0-0
Oregon State	1-1	1-0	0-1	0-0
Stanford	0-0	0-0	0-0	0-0
UCLA	0-0	0-0	0-0	0-0
USC	0-0	0-0	0-0	0-0
Utah	0-0	0-0	0-0	0-0
Washington	0-0	0-0	0-0	0-0
Washington State	0-0	0-0	0-0	0-0
<b>TOTALS</b>	<b>2-8</b>	<b>1-1</b>	<b>1-7</b>	<b>0-0</b>

## SEC

TEAM	ALL	H	A	N
Alabama	0-4	0-0	0-4	0-0
Arkansas	1-9	0-0	1-3	0-6
Auburn	0-1	0-0	0-1	0-0
Florida	1-1	0-0	1-1	0-0
Georgia	0-1	0-0	0-1	0-0
Kentucky	0-3	0-0	0-3	0-0
LSU	0-5	0-0	0-5	0-0
Mississippi State	2-6	0-0	2-5	0-1
Missouri	0-2	0-0	0-2	0-0
Ole Miss	0-4	0-0	0-3	0-1
South Carolina	0-0	0-0	0-0	0-0
Tennessee	1-1	0-0	1-1	0-0
Texas A&M	0-7	0-0	0-6	0-1
Vanderbilt	0-2	0-1	0-1	0-0
<b>TOTALS</b>	<b>5-46</b>	<b>0-1</b>	<b>5-36</b>	<b>0-9</b>

## SUN BELT

TEAM	ALL	H	A	N
Appalachian State	0-1	0-0	0-0	0-1
Arkansas State	8-14	4-6	3-8	1-0
Coastal Carolina	0-0	0-0	0-0	0-0
Georgia Southern	0-0	0-0	0-0	0-0
Georgia State	0-0	0-0	0-0	0-0
James Madison	0-0	0-0	0-0	0-0
Louisiana	9-8	5-4	4-4	0-0
Marshall	1-3	1-1	0-2	0-0
Old Dominion	1-1	1-0	0-1	0-0
South Alabama	1-0	1-0	0-0	0-0
Southern Miss	8-8	4-3	4-4	0-1
Texas State	29-7-3	13-4	16-3-3	0-0
Troy	2-9	1-4	1-4	0-1
ULM	13-16	9-5	4-11	0-0
<b>TOTALS</b>	<b>72-67-3</b>	<b>39-27</b>	<b>32-37-3</b>	<b>1-3</b>

## INDEPENDENTS

TEAM	ALL	H	A	N
Army	2-5	1-1	1-2	0-2
Massachusetts	0-0	0-0	0-0	0-0
Notre Dame	0-0	0-0	0-0	0-0
UCONN	0-0	0-0	0-0	0-0
Massachusetts	0-0	0-0	0-0	0-0
<b>TOTALS</b>	<b>2-5</b>	<b>1-1</b>	<b>1-2</b>	<b>0-2</b>

HISTORY



# NATIONAL RANKINGS HISTORY

The following is a list of all games in the history of UNT football in which either UNT or its opponent was ranked nationally by the *Associated Press* at the time of the game.

## UNT AS A RANKED TEAM

Date	Team	NT Ranking	Result	Location
Nov. 7, 1959	Louisville	No. 20 (AP)	W, 39-7	Denton, Texas
Nov. 14, 1959	Tulsa	No. 16 (AP)	L, 16-7	Tulsa, Oklahoma
Nov. 19, 1977	Louisiana Tech	No. 14 (Coaches Poll)	W, 41-14	Ruston, Louisiana

Totals: 2-1, Home: 1-0, Away: 1-1

## UNT VS. RANKED OPPONENTS

Date	Team	Ranking	Result	Location
Oct. 9, 1948	at Nevada	No. 19	L, 48-7	Renov, Nevada
Sept. 16, 1950	at Kentucky	No. 13	L, 25-0	Lexington, Kentucky
Nov. 7, 1953	at Ole Miss	No. 12	L, 35-12	Oxford, Mississippi
Oct. 3, 1953	at Mississippi St.	No. 11	L, 21-6	Starkville, Mississippi
Sept. 17, 1954	at Ole Miss	No. 10	L, 35-12	Oxford, Mississippi
Sept. 22, 1956	at Ole Miss	No. 13	L, 45-0	Oxford, Mississippi
Oct. 23, 1965	at Arkansas	No. 1	L, 55-20	Little Rock, Arkansas
Oct. 26, 1968	at Arkansas	No. 16	L, 17-15	Fayetteville, Arkansas
Oct. 28, 1972	at Arkansas	No. 18	L, 42-16	Fayetteville, Arkansas
Nov. 2, 1974	vs. San Diego St.	No. 20	W, 14-9	Denton, Texas
Sept. 27, 1975	at Oklahoma St.	No. 17	L, 61-7	Stillwater, Oklahoma
Sept. 18, 1976	at Texas	No. 19	L, 17-14	Austin, Texas
Sept. 3, 1977	at Mississippi St.	No. 16	L, 17-15	Starkville, Mississippi**
Oct. 29, 1977	at Florida St.	No. 20	L, 35-14	Tallahassee, Florida
Oct. 14, 1978	at Texas	No. 12	L, 26-16	Austin, Texas
Sept. 22, 1979	at SMU	No. 18	L, 20-9	Irving, Texas (Texas Stadium)\$
Nov. 8, 1980	at BYU	No. 13	L, 41-23	Provo, Utah
Sept. 19, 1981	at Texas	No. 9	L, 23-10	Austin, Texas
Oct. 2, 1982	at SMU	No. 7	L, 38-10	Irving, Texas (Texas Stadium)\$
Nov. 20, 1982	vs. Tulsa	No. 20	L, 38-20	Denton, Texas
Sept. 24, 1983	at Texas	No. 2	L, 26-6	Austin, Texas
Sept. 22, 1984	at SMU	No. 7	L, 24-6	Irving, Texas (Texas Stadium)\$
Sept. 14, 1985	at Oklahoma St.	No. 8	L, 10-9	Stillwater, Oklahoma
Sept. 20, 1986	at Texas A&M	No. 16	L, 48-28	College Station, Texas
Sept. 5, 1987	at Oklahoma	No. 1	L, 69-14	Norman, Oklahoma
Sept. 22, 1990	at Texas A&M	No. 12	L, 40-8	College Station, Texas
Sept. 14, 1991	at Oklahoma	No. 9	L, 40-2	Norman, Oklahoma
Sept. 4, 1993	at Nebraska	No. 8	L, 76-14	Lincoln, Nebraska
Sept. 23, 1995	at Oklahoma	No. 10	L, 51-10	Norman, Oklahoma
Sept. 14, 1996	at Arizona St.	No. 18	L, 52-7	Tempe, Arizona
Sept. 27, 1997	vs. Texas A&M	No. 22	L, 36-10	Irving, Texas (Texas Stadium)#
Sept. 26, 1998	at Texas A&M	No. 17	L, 28-9	College Station, Texas
Sept. 23, 2000	at Kansas St.	No. 4	L, 55-10	Manhattan, Kansas
Sept. 8, 2001	at Oklahoma	No. 3	L, 37-10	Norman, Oklahoma
Aug. 31, 2002	at Texas	No. 4	L, 27-0	Austin, Texas
Aug. 30, 2003	at Oklahoma	No. 1	L, 37-3	Norman, Oklahoma
Sept. 4, 2004	at Texas	No. 7	L, 65-0	Austin, Texas
Oct. 29, 2005	at LSU	No. 7	L, 56-3	Baton Rouge, Louisiana
Sept. 2, 2006	at Texas	No. 3	L, 56-7	Austin, Texas
Sept. 1, 2007	at Oklahoma	No. 8	L, 79-10	Norman, Oklahoma
Sept. 13, 2008	at LSU	No. 7	L, 41-3	Baton Rouge, Louisiana
Sept. 19, 2009	at Alabama	No. 4	L, 53-7	Tuscaloosa, Alabama
Sept. 17, 2011	at Alabama	No. 2	L, 41-0	Tuscaloosa, Alabama
Sept. 1, 2012	at LSU	No. 1	L, 41-14	Baton Rouge, Louisiana
Sept. 15, 2012	at Kansas State	No. 14	L, 35-21	Manhattan, Kansas
Sept. 21, 2013	at Georgia	No. 9	L, 45-21	Athens, Georgia
Aug. 30, 2014	at Texas	No. 24	L, 38-7	Austin, Texas
Sept. 17, 2016	at Florida	No. 23	L, 32-0	Gainesville, Florida
Nov. 27, 2021	vs. UTSA	No. 15	W, 45-23	Denton, Texas
Dec. 2, 2022	at UTSA	No. 23	L, 48-27	San Antonio, Texas^

# - North Texas home game

\$ - SMU home game

\*\* - Game later forfeited to North Texas\*\*

^ - Conference USA Championship Game

Totals: 2-48 Home: 2-2, Away: 0-46

HISTORY



# MISCELLANEOUS HISTORY

## LAST TIME RECORD WAS...

0-1:	2016	5-0:	1959
0-2:	2015	5-1:	2018
0-3:	2015	5-2:	1994
0-4:	2015	5-3:	2017
0-5:	2015	5-4:	2022
0-6:	2015	5-5:	2002
0-7:	2015	5-6:	2021
0-8:	2008	5-7:	2016
0-9:	Never	5-8:	2016
0-10:	Never		
0-11:	Never		
1-0:	2022	6-0:	1959
1-1:	2022	6-1:	2018
1-2:	2021	6-2:	2018
1-3:	2021	6-3:	2017
1-4:	2021	6-4:	2022
1-5:	2021	6-5:	2022
1-6:	2021	6-6:	2021
1-7:	2015	6-7:	2021
1-8:	2015	7-0:	1959
1-9:	2015	7-1:	1977
1-10:	2015	7-2:	2018
1-11:	2015	7-3:	2018
		7-4:	2013
		7-5:	2022
		7-6:	2022
		7-7:	2022
		8-0:	1959
		8-1:	1959
		8-2:	1978
		8-3:	2018
		8-4:	2013
		8-5:	2002
		9-0:	Never
		9-1:	1947
		9-2:	1978
		9-3:	2018
		9-4:	2018
		9-5:	2017
		10-0:	Never
		10-1:	1977
		10-2:	1947
		11-0:	Never
		11-1:	Never
		12-0:	Never
2-0:	2018		
2-1:	2022		
2-2:	2022		
2-3:	2022		
2-4:	2019		
2-5:	2014		
2-6:	2021		
2-7:	2010		
2-8:	2009		
2-9:	2009		
2-10:	2009		
3-0:	2018		
3-1:	1988		
3-2:	2017		
3-3:	2022		
3-4:	2020		
3-5:	2020		
3-6:	2021		
3-7:	2014		
3-8:	2010		
3-9:	2010		
4-0:	2018		
4-1:	2018		
4-2:	2017		
4-3:	2022		
4-4:	2022		
4-5:	2020		
4-6:	2021		
4-7:	2019		
4-8:	2019		

## LAST TIME CONFERENCE RECORD WAS...

0-1:	2021	4-0:	2004
0-2:	2021	4-1:	2022
0-3:	2021	4-2:	1988
0-4:	2015	4-3:	2021
0-5:	2008	4-4:	2011
0-6:	2008		
0-7:	2008	5-0:	2004
0-8:	Never	5-1:	2022
		5-2:	2022
		5-3:	2021
1-0:	2022	6-0:	2004
1-1:	2019	6-1:	2017
1-2:	2020	6-2:	2022
1-3:	2021		
1-4:	2015	7-0:	2004
1-5:	2015	7-1:	2017
1-6:	2015		
1-7:	2015	8-0:	Never
2-0:	2022		
2-1:	2019		
2-2:	2020		
2-3:	2021		
2-4:	2020		
2-5:	2014		
2-6:	2014		
3-0:	2022		
3-1:	2022		
3-2:	2019		
3-3:	2021		
3-4:	2020		
3-5:	2019		

## LONGEST WINNING STREAKS

W	TIME PERIOD	ENDED
1.	9 1932-33	at TCU (L, 0-13, 9/29/1933)
2.	8 9/27/2003-11/17/2003	vs. Memphis (L, 17-27, 12/16/03)
	8 9/17/1959-11/7/1959	at Tulsa (L, 6-17, 11/14/59)
	8 10/4/1947-11/27/1947	vs. Nevada (L, 6-13, 1/1/48)
5.	7 4x (Most recent: 10/2-11/18/2004)	vs. Southern Miss (L, 10-31, 12/14/04)

## LONGEST LOSING STREAKS

L	TIME PERIOD	ENDED
1.	8 11/29/2014-10/24/2015	UTSA (W, 30-23, 10/31/15)
	8 8/30/2008-10/25/2008	at WKU (W, 51-40, 11/1/08)
	8 9/15/1984-11/3/1984	ULM (W, 10-3, 11/10/84)
4.	7 9/16/1972-10/28/1972	vs. Cincinnati (W, 27-25, 11/4/72)
	7 10/22/2005-9/2/2006	SMU (W, 24-6, 9/9/06)

## LONGEST SCORING STREAKS

G	TIME PERIOD	Record
1.	86 9/24/2016-present	43-43
2.	55 9/24/2011-11/7/2015	23-32
	55 9/28/1991-9/14/1996	19-33-2
4.	45 10/7/2006-9/11/2010	7-38
5.	41 11/20/1965-9/12/1970	30-10-1
	41 9/29/1956-9/24/1960	28-10-3
6.	40 9/11/1976-10/20/1979	30-10

## OVERTIME HISTORY

Overall: 3-2 (.667)

One Overtime: 1-1 (.500)

Double Overtime: 1-1 (.500)

Seven Overtime: 1-0 (1.000)

Home: 1-1 (.500)

Away: 2-0 (1.000)

Neutral: 0-1 (.000)

## FINAL RANKINGS

UPI  
1977 – 16th

DIV. 1-AA  
1983 – 4th  
1987 – 16th  
1988 – 12th  
1994 – 18th

## GAME-BY-GAME OT HISTORY

Date	Opponent	Result (OT)
10/7/2006	FIU	W, 25-22 (7OT)*
9/12/2009	Ohio	L, 30-31 (2OT)
9/24/2016	at Rice	W, 42-35 (2OT)
12/27/2016	vs. Army	L, 31-38^ (OT)
10/30/2021	at Rice	W, 30-24 (OT)

\*NCAA Record prior to OT rule changes implemented in 2019

^2016 Heart of Dallas Bowl (Dallas, TX)



# HOMECOMING HISTORY

## NORTH TEXAS IN HOMECOMING GAMES (50-24-1)

YEAR	SCORE
1946	UNT 47, East Texas St. 7
1947	UNT 33, Houston 0
1948	UNT 27, East Texas St. 7
1949	UNT 28, Houston 23
1950	UNT 34, Nevada 21
1951	UNT 61, Midwestern St. 0
1952	UNT 34, Texas Tech 19
1953	UNT 38, West Texas St. 6
1954	UTEP 6, UNT 0
1955	UT-Chattanooga 14, UNT 6
1956	UNT 7, Trinity 7
1957	UNT 12, UT-Chattanooga 0
1958	UNT 8, Tulsa 7
1959	UNT 12, Wichita State 0
1960	UNT 26, Hardin-Simmons 19
1961	UNT 23, Tulsa 12
1962	UNT 14, Cincinnati 8
1963	UNT 7, Wichita State 3
1964	Cincinnati 27, UNT 6
1965	UNT 24, Wichita State 21
1966	UNT 35, Cincinnati 13
1967	UNT 20, Wichita State 14
1968	UNT 55, Cincinnati 34
1969	UNT 27, Wichita State 0
1970	Cincinnati 30, UNT 10
1971	UNT 21, Drake 12
1972	New Mexico St. 36, UNT 22
1973	UNT 31, Wichita State 21
1974	UNT 24, New Mexico St. 19
1975	UNT 27, Cal Poly Pomona 17
1976	Florida State 21, UNT 20
1977	UNT 45, New Mexico St. 17
1978	UNT 25, S. Mississippi 12
1979	UNT 28, West Texas St. 14
1980	UNT 26, ULM 18
1981	UNT 38, New Mexico St. 16
1982	New Mexico 20, UNT 17
1983	UNT 10, Lamar 0
1984	UNT 10, ULM 3
1985	Louisiana Tech 33, UNT 8
1986	Arkansas State 43, UNT 21
1987	UNT 41, Sam Houston 24
1988	UNT 37, McNeese St. 0
1989	S.F. Austin 35, UNT 16
1990	McNeese State 16, UNT 14
1991	UNT 18, S.F. Austin 14
1992	UNT 37, Northwestern State 34
1993	UNT 35, Texas State 28
1994	UNT 38, McNeese St. 17
1995	UAB 19, UNT 14
1996	Nevada 40, UNT 13
1997	Boise State 17, UNT 14
1998	UNT 27, Nevada 21
1999	Arkansas State 14, UNT 10
2000	Utah State 17, UNT 12
2001	UNT 24, Middle Tennessee 21

YEAR	SCORE
2002	UNT 41, ULM 2
2003	UNT 37, Utah State 27
2004	UNT 36, New Mexico St. 26
2005	ULM 24, UNT 19
2006	UNT 25, FIU 22
2007	Middle Tennessee 38, UNT 28
2008	Troy 45, UNT 17
2009	Florida Atlantic 44, UNT 40
2010	FIU 34, UNT 10
2011	UNT 38, ULM 21
2012	Arkansas State 37, UNT 19
2013	UNT 41, UTEP 7
2014	UNT 31, Florida Atlantic 10
2015	Portland State 66, UNT 7
2016	Louisiana Tech 45, UNT 24
2017	UNT 45, UTEP 10
2018	UNT 41, Rice 17
2019	UNT 52, UTEP 26
2020	UNT 27, Rice 17
2021	UNT 20, UTEP 17
2022	UNT 52, FIU 14

### HOMECOMING FACTS

<b>Most Common Opponent:</b>	Wichita State — 6 games
<b>Most Victories Against:</b>	Wichita State — 6 wins
<b>Longest Winning Streak:</b>	8 (1956-63 & 1946-53)
<b>Longest Losing Streak:</b>	4 (2007-10)
<b>Largest Margin of Victory:</b>	61 (61-0) — Midwestern State, 1951
<b>Largest Margin of Defeat:</b>	59 (7-66) — Portland State, 2015

### HOMECOMING OPPONENTS

OPPONENT	G	W-L-T	PCT.
Arkansas State	3	0-3	.000
Boise State	1	0-1	.000
Cal Poly Pomona	1	1-0	1.000
Cincinnati	5	3-2	.600
Drake	1	1-0	1.000
East Texas State	2	2-0	1.000
FIU	3	2-1	.667
Florida Atlantic	2	1-1	.500
Florida State	1	0-1	.000
Hardin-Simmons	1	1-0	1.000
Houston	2	2-0	1.000
Lamar	1	1-0	1.000
LA Tech	2	0-2	.000
McNeese State	3	2-1	.667
Middle Tennessee	2	1-1	.500
Midwestern State	1	1-0	1.000
Nevada	3	2-1	.667
New Mexico	1	0-1	.000
New Mexico State	5	4-1	.800
Northwestern State	1	1-0	1.000
Portland State	1	0-1	.000
Rice	2	2-0	1.000
Southern Miss	1	1-0	1.000
Stephen F. Austin	2	1-1	.500
Sam Houston	1	1-0	1.000
Texas State	1	1-0	1.000
Texas Tech	1	1-0	1.000
Trinity	1	0-0-1	.500
Troy	1	0-1	.000
Tulsa	2	2-0	1.000
UAB	1	0-1	.000
ULM	5	4-1	.800
UT-Chattanooga	2	1-1	.500
Utah State	2	1-1	.500
UTEP	4	4-0	1.000
West Texas A&M	2	2-0	1.000
Wichita State	6	6-0	1.000

HISTORY



# BOWL GAME HISTORY

## UNT IN BOWL GAMES (3-11)

YEAR	BOWL	OPPONENT	SCORE	W-L	UNT COACH	DATE	NOTES
1946	Optimist	Pacific	14-13	W	Odus Mitchell	12/21/1946	North Texas wins first ever bowl appearance on a 9 yd TD with :09 left
1947	Salad	Nevada	13-6	L	Odus Mitchell	1/1/1948	Mean Green held scoreless over final three quarters
1959	Sun	New Mexico St.	28-8	L	Odus Mitchell	12/31/1959	UNT fumbled seven times, four times in since the 25-yard line
2001	New Orleans	Colorado State	45-20	L	Darrell Dickey	12/17/2001	North Texas falls in first bowl appearance in 42 years
2002	New Orleans	Cincinnati	24-19	W	Darrell Dickey	12/17/2002	Five different players with INT, Kevin Galbreath rushes for 130 yards
2003	New Orleans	Memphis	27-17	L	Darrell Dickey	12/16/2003	Patrick Cobbs totals 114 yards, 2 TD but UNT fell behind early
2004	New Orleans	Southern Miss	31-10	L	Darrell Dickey	12/14/2004	Mean Green held to only 78 rushing yards and 156 passing yards in loss
2013	Heart of Dallas	UNLV	36-14	W	Dan McCarney	1/1/2014	UNT scores 22 fourth quarter points to rally over the Rebels
2016	Heart of Dallas	Army	38-31 (OT)	L	Seth Littrell	12/27/2016	UNT ties game with :28 left, but falls in OT
2017	New Orleans	Troy	50-30	L	Seth Littrell	12/16/2017	QB Fine passes for 303 yards, 3 TD in loss
2018	New Mexico	Utah State	52-13	L	Seth Littrell	12/15/2018	Star QB Fine leaves with injury, UNT falls behind 38-7 at half
2020	Myrtle Beach	Appalachian State	56-28	L	Seth Littrell	12/21/2020	App State piles up 500 rushing yards and six touchdowns
2021	Frisco Football Classic	Miami (Ohio)	27-14	L	Seth Littrell	12/23/2021	Mean Green held to season low 89 rushing yards in loss.
2022	Frisco Bowl	Boise State	35-32	L	Phil Bennett*	12/17/2022	UNT sets bowl record with 435 yards of total offense but falls short late

\* - Interim Head Coach





# BOWL GAME RECAPS

## 1946 OPTIMIST BOWL

### NORTH TEXAS 14, PACIFIC 13

Dec. 21, 1946 • Robertson Stadium • Houston, Texas

Louis Reinzi caught a nine-yard touchdown pass from Billy Dinkle on fourth down with nine seconds left and Dinkle's point after carried the Eagles to a thrilling 14-13 win over the University of the Pacific in the first Optimist Bowl.

It was a significant game for several reasons, not the least being the final game as head coach at Pacific for the famous Amos Alonzo Stagg. It also capped the first season for Eagle head coach Odus Mitchell.

The winning score capped a 67-yard drive by the Eagles. North Texas led 7-0 at the half thanks to a 58-yard interception return for a touchdown by Ned McNeil.

The Eagles won despite being out-gained 274 to 94. The Eagles also had to play most of the game without starting quarterback Fred McCain, who was kicked out of the game in the first quarter for fighting.

For Stagg, the inventor of the T-formation, it was the only bowl game that he would coach during his 57 years as a college coach. Stagg became a head coach at Springfield College in 1890 and amassed a career record of 329-190-35, which ranks third among all college coaches in career games coached. His Hall of Fame career came to a close with a loss at the hands of the Eagles.

### GAME STATISTICS

Pacific 13	0	0	7	6	-
North Texas 14	0	7	0	7	-

UNT - Ned McNeil 58 interception (Billy Dinkle kick), 2nd  
COP - John Rhode 19 pass from Bruce Orvis (Waits kick), 3rd  
COP - Heck 22 pass from Klein (Waits kick failed), 4th  
UNT - Louis Reinzi 9 pass from Billy Dinkle (Dinkle kick), 4th

## 1948 SALAD BOWL

### NEVADA 13, NORTH TEXAS 6

Jan. 1, 1948 • Montgomery Stadium • Phoenix, Arizona

The Eagles made their second consecutive post-season bowl appearance in Odus Mitchell's second season as head coach, but this time it was NTSC that came out on the short end of a close decision.

Bill Cromer, who intercepted a Stan Heath pass to start the drive, gave the Eagles the early first-quarter lead as his four-yard run put NTSC up 6-0. The touchdown was set up by a 45-yard pass from Fred McCain to Joe Abbey.

Heath rebounded from his first-quarter mistake to hook up with Tommy Kalmanir on a 94-yard pass play in the second quarter to grab a 7-6 halftime lead.

Neither team scored in the third quarter and early in the fourth quarter the Wolf Pack mounted what would become the game-winning drive. The drive culminated with Nevada fullback Ernie Zeno scoring on fourth down and a foot.

The Eagles tried to rally and got into Wolf Pack territory, but a long pass from Zeke Martin to Abbey failed to connect and the Eagles went down to defeat.

Although the Eagles lost their last game, it was an outstanding season as NTSC won its second consecutive Lone Star Conference title.

### GAME STATISTICS

North Texas 6	6	0	0	0	-
Nevada 13	0	7	0	6	-

UNT - Bill Cromer 4 run (kick failed), 1st  
UN - Tommy Kalmanir 94 pass from Stan Heath (Bob Corley kick), 2nd  
UN - Ernie Zeno 1 run (kick failed), 4th

## 1959 SUN BOWL

### NEW MEXICO ST. 28, NORTH TEXAS 8

Dec. 31, 1959 • Kidd Field • El Paso, Texas

The New Mexico State Aggies took advantage of several NTSC turnovers to beat the Eagles in the Sun Bowl.

North Texas lost four fumbles inside the Aggie 25-yard line and six of seven fumbles overall. NTSC could mount a score only on a 51-yard punt return by Billy Christle on the final play of the third quarter.

The second UNT fumble of the first quarter came on the Aggie 24-yard line with New Mexico State up 7-0. Down 14-0, the Eagles drove to the Aggie four-yard line before losing a fumble. New Mexico State then drove 96 yards on 13 plays to increase the lead to 21-0.

As the half ended, the Eagles had a drive stall on the Aggie 10-yard line. On NTSC's second drive of the third quarter, the Eagles lost a fumble on the Aggie 10-yard line.

New Mexico State struck on its next possession following the Christle punt return for a score to build the lead to 28-8. Two more fourth-quarter drives ended in frustration as the Eagles fumbled the ball away on the Aggie eight-yard line and had another drive stall on the Aggie 37-yard line.

### GAME STATISTICS

North Texas	0	0	8	0	-	8
New Mexico State	14	7	0	7	-	28

NM - Atkins 57 pass from Johnson (Gaiters run), 1st  
NM - Rudzik fumble recovery in end zone (run failed), 1st  
NM - Kelly 15 pass from Johnson (Villanueva kick), 2nd  
UNT - Christle 51 punt return (Duty pass to Perkins), 3rd  
NM - Gaiters 44 run (Villanueva kick), 4th

HISTORY



# BOWL GAME RECAPS

## 2001 NEW ORLEANS BOWL COLORADO STATE 45, NORTH TEXAS 20

Dec. 17, 2001 • The Superdome • New Orleans, La.

Colorado State exhibited its bowl game experience, overpowering North Texas 45-20 in the inaugural New Orleans Bowl before 27,004 at the Superdome.

The Rams, who were making their fourth straight bowl game appearance, scored in every quarter to hold off the Mean Green, which won the Sun Belt Conference's first-ever football title and was playing in the school's first bowl game in 42 years.

Colorado State had four rushing touchdowns and quarterback Bradlee Van Pelt threw for another as the Rams (7-5) racked up 246 yards on the ground and passed for 129. They also intercepted one North Texas pass, recovered a fumble and blocked a Mean Green punt attempt that resulted in another score.

After North Texas had trimmed the CSU lead to 10 at 24-14 at halftime, the Rams scored in the third quarter when a Jason Ball punt was blocked and recovered in the end zone by game's Most Valuable Player, Ram defensive back Justin Gallimore.

Colorado State later scored twice in the fourth quarter on drives of 67 and 70 yards before North Texas's Justin Claborn blocked a Ram punt to set up the Mean Green's final TD drive.

North Texas sophomore quarterback Scott Hall completed 13 of 30 passes with two touchdowns, and junior running back Kevin Galbreath rushed 22 times for 108 yards.

### GAME STATISTICS

Colorado State	17	7	7	14	-	45
North Texas	0	14	0	6	-	20

- CSU - Brad Svoboda 2 run, 1st
- CSU - Kent Naughton, 1st
- CSU - Jose Ochoa 8 pass from Van Pelt, 1st
- UNT - Dustin Dean 5 pass from Hall, 2nd
- CSU - Van Pelt 6 run, 2nd
- UNT - Ja'Mel Branch 42 pass from Hall, 2nd
- CSU - Justin Gallimore blocked punt for TD, 3rd
- CSU - Chad Dixon 2 run, 4th
- CSU - Michael Vomhof 20 run, 4th
- UNT - Andy Blount 13 pass from Bridges, 4th

## 2002 NEW ORLEANS BOWL NORTH TEXAS 24, CINCINNATI 19

Dec. 17, 2002 • The Superdome • New Orleans, La.

Five different Mean Green players came up with interceptions and running back Kevin Galbreath rushed for 130 yards and a touchdown to earn MVP honors as North Texas battled past Cincinnati, 24-19, to capture the second annual New Orleans Bowl.

In winning the school's first bowl game since 1946, North Texas broke out to a 24-7 third-quarter lead before holding off a fourth-quarter comeback effort by the Conference USA champion Bearcats.

North Texas got outstanding efforts in all phases of the game. The defense came up with a season-best five interceptions while the offense rode the legs of Galbreath for his eighth 100-yard rushing performance of the season.

And on special teams, Ja'Mel Branch set up a touchdown with a 36-yard kickoff return, Patrick Cobbs had a 50-yard kickoff return and punter Brad Kadlubar nailed five of seven punts inside the 20-yard line.

Junior defensive back Jeremy Pearl highlighted the Mean Green's defensive play, returning his first career interception 27 yards for a touchdown in the second quarter that gave North Texas the lead for good.

Also pulling down interceptions for the Mean Green were defensive backs Don McGee and Markeith Knowlton in the first quarter, linebacker Chris Hurd in the second and linebacker Cody Spencer in the third.

Galbreath took home the game's Most Valuable Player trophy after rushing 28 times for 130 yards and one touchdown. North Texas redshirt freshman quarterback Andrew Smith threw for 126 yards with one interception of his own.

### GAME STATISTICS

Cincinnati	7	0	6	6	-	19
North Texas	3	14	7	0	-	24

- UC - Keith 6 pass from Guidugli, 1st
- UNT - Nick Bazaldua 30 FG, 1st
- UNT - Patrick Cobbs 27 run, 2nd
- UNT - Jeremy Pearl 20 interception return, 2nd
- UNT - Kevin Galbreath 35 run, 3rd
- UC - Rufin 29 FG, 3rd
- UC - Rufin 33 FG, 3rd
- UC - Callicott 43 fumble return, 4th

## 2003 NEW ORLEANS BOWL MEMPHIS 27, NORTH TEXAS 17

Dec. 16, 2003 • The Superdome • New Orleans, La.

North Texas' bid to win its second straight New Orleans Bowl fell short with a 27-17 loss to Memphis at the Superdome.

With the loss, North Texas' win streak was snapped at eight games and its overall bowl record dropped to 2-4.

The Mean Green took the game's opening kickoff and marched 51 yards before settling for a 47-yard field goal to begin the scoring in the opening quarter.

Memphis responded with a 66-yard touchdown drive to take a lead it would never relinquish with 6:57 to play in the first quarter. The Tigers added another touchdown and a field goal in the second quarter to take a 17-3 halftime lead.

North Texas cut the lead to seven twice in the second half, both on touchdown runs by Sun Belt Conference Offensive Player of the Year Patrick Cobbs. Cobbs broke a 35-yard touchdown late in the third quarter to cut the lead to 17-10, but Memphis came back with a touchdown of its own in the fourth quarter to seal the victory.

Cobbs led all rushers with 110 yards and two touchdowns and secured his place as the nation's leading rusher and nation's leading scorer. It was Cobbs' ninth straight game with over 100 yards rushing.

North Texas also held Memphis to just 88 yards rushing, which was the Tiger's lowest output of the season and the eighth Mean Green opponent held below the century mark of the year.

### GAME STATISTICS

Memphis	7	10	0	10	-	27
North Texas	3	0	7	7	-	17

- UNT - Nick Bazaldua 46 FG, 1st
- MEM - Danny Wimprine 7 run, 1st
- MEM - Chris Kelley 10 pass from Danny Wimprine, 2nd
- MEM - Stephen Gostkowski 21 FG, 2nd
- UNT - Patrick Cobbs 35 run, 3rd
- MEM - LaKendus Cole 5 run, 4th
- UNT - Patrick Cobbs 2 run, 4th
- MEM - Stephen Gostkowski 32 FG, 4th



# BOWL GAME RECAPS

## 2004 NEW ORLEANS BOWL SOUTHERN MISS 31, NORTH TEXAS 10

Dec. 14, 2004 • The Superdome • New Orleans, La.

Southern Miss quarterback Dustin Almond passed for 247 yards and all-America linebacker Michael Boley returned an interception for a touchdown in a 31-10 win over North Texas in the Wyndham New Orleans Bowl.

The North Texas offense was held to 78 yards rushing and 156 yards passing. Quarterback Scott Hall was sacked a season-high five times and was intercepted twice after having just two total interceptions in 11 regular-season games.

North Texas' standout freshman running back Jamario Thomas was held to 92 yards rushing, his lowest total since a Sept. 25 loss at Baylor. He finished his freshman campaign with 1,801 yards, the third-most by a freshman in NCAA history.

Sophomore Johnny Quinn led the team in receptions with eight, including an 11-yard touchdown pass to end the game. Quinn's fumble after a punt return led to the Golden Eagles' final score with two minutes to play in the game.

The Golden Eagles' offense scored only seven points in the second half despite putting up 173 yards of total offense. Darren McCaleb missed two field goals in the third quarter from distances of 33 and 42 yards.

North Texas won the turnover battle, 2-0, in the first half but was only able to convert on one of those opportunities. Senior Andy Blount recovered a fumble by kickoff returnman John Eubanks at NT's 19-yard line, which led to a Nick Bazaldua field goal from 24 yards.

It was the fourth straight trip to the New Orleans Bowl for North Texas after it completed a perfect 7-0 record in the Sun Belt Conference.

### GAME STATISTICS

Southern Miss	14	3	0	14	-	31
North Texas	0	3	0	7	-	10

USM - Graves 37 pass from Dustin Almond, 1st  
USM - Dustin Almond 1 run, 1st  
UNT - Nick Bazaldua 24 FG, 2nd  
USM - Darren McCaleb 45 FG, 2nd  
USM - Michael Boley 62 Int, 4th  
USM - Moore 1 run, 4th  
UNT - Johnny Quinn 11 pass from Scott Hall, 4th

## 2014 HEART OF DALLAS BOWL NORTH TEXAS 36, UNLV 14

Jan. 1, 2014 • Cotton Bowl Stadium • Dallas, Texas

For the first time in eleven years and the first time on New Year's Day in program history, the North Texas football team is a bowl champion.

In a game that epitomized the 2013-14 North Texas season, the Mean Green fell behind early but showed its boundless resiliency, methodically taking control of the game, battering the UNLV offense into submission, getting an efficient performance from senior quarterback Derek Thompson, and scoring a Heart of Dallas bowl-record 22 fourth-quarter points to roll to a 36-14 victory at the Cotton Bowl.

Thompson completed 21-of-30 passes for 256 yards and two touchdowns and no interceptions, and earned the game's Most Valuable Player award, while Brelan Chancellor scored two touchdowns on reverses, both in the fourth-quarter assault that sealed the win.

Early on, however, UNLV's read-option offense sorely tested the Mean Green defense. The Rebels came into the game averaging 31 points and 423 yards a game, and backed up those stats on their opening drive with a 95-yard scoring march for a 7-0 lead.

Wide receivers Chancellor and Carlos Harris then sparked the offense and moved the Mean Green to the UNLV three with three reverses, something North Texas practiced again and again in the lead-up to the game. Antoine Jimmerson scored from a yard out to tie the game.

With the game tied 7-7 at halftime, North Texas took complete control in the second half. UNLV had 192 yards of total offense in the first half, but just 20 in the third quarter and 50 in the fourth period, while the Mean Green offense found its legs.

The Mean Green took the lead for the first time on its first drive of the second half, a march capped by a Thompson-to-Drew Miller seven-yard touchdown pass and a 14-7 lead.

Chancellor, who had 181 all-purpose yards to shatter the North Texas career and single-season records, scored on a three-yard run, then Thompson dropped a perfect pass into Darnell Smith for a 34-yard score and a commanding 28-7 lead. Chancellor finished the North Texas scoring with another wide-receiver reverse, this one from 15 yards out.

### GAME STATISTICS

UNLV	7	0	0	7	-	14
North Texas	7	0	7	22	-	36

UNLV - Sullivan 9 yd catch, 3:00, 1st  
UNT - Jimmerson 1 yd run, 3:55, 1st  
UNT - Miller 7 yd catch, 5:11, 3rd  
UNT - Chancellor 3 yd run, 4:44, 4th  
UNT - Smith 34 yd catch, 5:31, 4th  
UNLV - Rice Jr. 13 yd catch, 1:54, 4th  
UNT - Chancellor 15 yd run, 1:39, 4th

## 2016 HEART OF DALLAS BOWL ARMY 38, NORTH TEXAS 31 (OT)

Dec. 27, 2016 • Cotton Bowl Stadium • Dallas, Texas

North Texas senior quarterback Alec Morris, who threw for a career-high three touchdowns, completing 26 of 38 for 304 yards, rallied the Mean Green from a 17-point deficit and directed a drive to set up a game-tying field goal with 28 seconds left in the game, while the NT defense made key stops in the fourth quarter to keep the rally alive.

Ultimately, however, the game turned on the ability of Army's triple-option offense to make first downs. The Black Knights rushed for 480 yards, converting 11-of-17 third downs and two-of-four fourth downs, including the pivotal fourth and goal from the 3-yard line in overtime that lifted Army to a 38-31 victory.

North Texas fell behind 24-7, rallied to within three points before halftime, then again fell behind by double-digits, 31-21, in the third quarter. But the Mean Green got a fumble recovery from Kenny Buyers to set up a touchdown pass from Morris to Tyler Wilson, and got another defensive stop to set up a 50-yard drive that ended with a 37-yard field goal by Trevor Moore with 28 seconds to play to force overtime.

OT, however, went the way of much of the day. Army, which threw only four passes all day, completed a 15-yard pass to set up a first and goal from the North Texas 8-yard-line. After NT's Joshua Wheeler made a stop on Army on third and goal, the Black Knights eschewed a field goal on fourth down from the 3, depending on its powerful run game to punch in the go-ahead score on a run by Jordan Asberry.

Just as it did at the Heart of Dallas Bowl three years ago, North Texas fell behind on the opening possession of the game. Army's ground game chewed up 75 yards - all on running plays - for a touchdown. North Texas, however, responded to Army's methodical march with a more dynamic drive, powered by a 22-yard pass from Alec Morris to Turner Smiley and a 22-yard touchdown run by Jeffery Wilson.

The Mean Green got back in the game before halftime. The rally started with a screen to Jeffery Wilson that went for 22 yards and a touchdown to cut the lead to 24-14.

Starting from the NT 32, Morris quickly worked North Texas down field. He threw to Tyler Wilson for 23 yards, scrambled for 15 yards, then hit Rico Bussey, Jr., with a 27-yard touchdown pass to cut the gap to 24-21 at intermission.

Six plays later, Black Knight quarterback Ahmad Bradshaw, who was named the game's most valuable player, burst 65 yards for a touchdown to push the lead to 31-21.

On the next play, Morris connected with Tyler Wilson for a touchdown to cut the margin to 31-28.

The North Texas defense shut out Army in the fourth quarter, but the Mean Green's final hope needed one more stop from its beleaguered defense, and it got it when Wheeler stuffed Army on fourth down at the North Texas 30 with 2:25 to play.

### GAME STATISTICS

Army	12	12	7	0	7	38
North Texas	7	14	7	3	0	31

Army - Woolfolk 5 yd run (kick failed), 9:18, 1st  
UNT - J. Wilson 22 yd run (Moore kick), 6:35, 1st  
Army - Campbell 70 yd run, (Bradshaw rush failed) 4:56, 1st  
Army - Woolfolk 1 yd run (Bradshaw rush failed), 13:05, 2nd  
Army - Davidson 6 yd run (Mendenhall pass failed), 6:37 2nd  
UNT - J. Wilson 22 yd pass from Morris (Moore kick), 2:26, 2nd  
UNT - Bussey, Jr. 27 yd pass from Morris (Moore kick), 0:10, 2nd  
Army - Bradshaw 65 yd run (Wilson kick), 7:41, 3rd  
UNT - T. Wilson 18 yd pass from Morris (Moore kick), 0:45, 3rd  
UNT - Moore 37 yd FG, 0:28, 4th  
Army - Asberry 3 yd run (Wilson kick), OT

HISTORY





# BOWL GAME RECAPS

## 2017 NEW ORLEANS BOWL

### TROY 50, NORTH TEXAS 30

Dec. 16, 2017 • The Superdome • New Orleans, La.

North Texas spent the afternoon digging itself out of one hole after another, but couldn't find the consistency on offense or defense to make the comebacks stick or to keep Troy from continually adding to the Mean Green's climb in a 50-30 loss to the Trojans at the Mercedes-Benz Superdome.

In a gutty performance in the face of a savage pass rush, Mason Fine passed for 303 yards and three touchdowns but was sacked six times.

The Mean Green got off to a disastrous start, falling behind 15-0 in the first five minutes, then spent much of the first half just trying to stay in the game. The Trojans rolled through the Mean Green defense, needing just four minutes for a nine-play, 80-yard touchdown drive for a 7-0 lead.

The Mean Green's first possession ended in a sack of Mason Fine and a fumble, recovered by Troy at the UNT 14-yard line, and the Trojans quickly tacked on a second touchdown and a two-point conversion for a 15-0 lead.

It was the defense that ignited North Texas. The Mean Green defense got a stop when Wheeler sacked Trojan QB Brandon Silvers to force a punt, and the North Texas offense showed life. The Mean Green overcame three third-and-long situations on a 75-yard drive, including on a 33-yard pass to Rico Bussey, Jr., and on a 12-yard touchdown pass to Bussey to pull UNT within 15-7.

Back came Troy, stunning North Texas with a 55-yard rumble by 250-pound running back Josh Anderson to set up the Trojan's third score of the game and push the advantage to 22-7, and the Trojans were on the verge of blowing the game open when they stopped the Mean Green on fourth and 2 at the Troy 31 and immediately drove deep into North Texas territory again.

The turnaround started with a high snap from center that sailed over Silver's head, and the Mean Green's Colton McDonald scooped up the loose ball and returned it 56 yards for a touchdown. Next, North Texas stopped a pair of Troy possessions with an interception by McClain, then another QB stop by Wheeler to force a Troy punt. Six plays later, Fine threw a 13-yard touchdown pass to Michael Lawrence, bringing North Texas within 22-20. And suddenly the blowout was a game.

North Texas got the ball to start the second half, but a Fine pass intended for Lawrence was punched into the air and intercepted by Troy's Reese Hunter, and the Trojans scored three plays later. Troy next struck with a 59-yard touchdown pass to push the UNT deficit to 36-20.

The Mean Green's last hopes were extinguished late in the third quarter when Fine was sacked for the fourth time and lost a fumble that Troy recovered at the NT 13, setting up another Trojan touchdown and a 43-23 lead.

From that point, Troy was able to launch wave after wave of attacks on Fine, who was battered and wounded but kept returning to the game, throwing his last TD pass with 27 seconds to play.

### GAME STATISTICS

<b>Troy</b>	15	7	21	7	-	50
<b>North Texas</b>	7	13	3	7	-	30

Troy - Anderson 1 yd run (Sumpter kick), 10:55, 1st  
 Troy - Anderson 2 yd run (Johnson pass from Silvers), 9:21, 1st  
 UNT - Bussey, Jr. 12 yd pass from Fine, (Moore kick), 0:55, 1st  
 Troy - Willis 7 yd pass from Silvers (Sumpter kick), 14:24, 2nd  
 UNT - McDonald 56 yd fumble return (Fine rush failed), 5:49, 2nd  
 UNT - Lawrence 13 yd pass from Fine (Moore kick), 0:49, 2nd  
 Troy - Silvers 2 yd run (Sumpter kick), 13:33, 3rd  
 Troy - McCormick 59 yd pass from Silvers (Sumpter kick), 10:28, 3rd  
 UNT - Moore 24 yd FG, 4:26, 3rd  
 Troy - Johnson 20 yd pass from Silvers, 2:02, 3rd  
 Troy - Willis 10 yd pass from Silvers (Sumpter kick), 4:07, 4th  
 UNT - Smiley 17 yd pass from Fine (Moore kick), 0:28, 4th

## 2018 NEW MEXICO BOWL

### NO. 23 UTAH STATE 52, NORTH TEXAS 13

Dec. 15, 2018 • Dreamstyle Stadium • Albuquerque, N.M.

No. 23 Utah State used a balanced, up-tempo offense and a ball-hawking defense to overwhelm North Texas in Saturday's New Mexico Bowl, 52-13.

The Aggies hit big plays again and again, on the ground and through the air, scoring on plays of 72, 26, 37 and 67 yards in the opening half to take control.

The Mean Green kept pace with Utah State (11-2) through most of the first quarter. North Texas trailed 7-0 when it lost Fine to an injury suffered as he scrambled for yards. Fine, limping noticeably, returned to lead a scoring drive capped by a 2-yard DeAndre Torrey touchdown run to tie the game at 7-7, and defensive back Nate Brooks thwarted an Aggie scoring threat with his sixth interception of the year, a pick of a Love fade pass into the corner of the UNT end zone, to keep the game close.

But the Aggies relentless attack kept piling up yards. By the 12:08 mark of the second quarter, Utah State had more than 100 yards passing and rushing and built a 21-7 lead, the first time North Texas has trailed this year by more than one score.

North Texas narrowly avoided turnovers on bad shotgun snaps, the second of which aggravated Fine's injury sending him to the bench and forcing UNT to punt from its own end zone. Utah State quickly took advantage of good field position and struck again, this time on a screen pass turned into a 37-yard touchdown and a 28-7 lead.

The Aggie lead grew to 38-7 by halftime, matching the most points North Texas allowed in a game this year.

In Fine's absence, North Texas used three quarterbacks, redshirt senior Quinn Shanbour and true freshmen Jason Bean and Kason Martin. Martin had the most success, completing 7 of 12 for 110 yards and opening the second half with the fastest scoring drive in New Mexico Bowl history when he hit Jalen Guyton for a 75-yard touchdown.

It was Martin's first career TD throw, and the North Texas defense followed with stops on consecutive Utah State drives to give rise to thoughts of a comeback.

But the rally hopes didn't survive the third quarter. Torrey and Martin limped off with a leg injuries, the Aggies came up their fourth interception of the game, and Utah State grabbed another big chunk of yards on a 38-yard pass to set up a 3-yard touchdown run and a 45-13 lead.

### GAME STATISTICS

<b>Utah State</b>	14	24	7	7	-	52
<b>North Texas</b>	7	0	6	0	-	13

Troy - Anderson 1 yd run (Sumpter kick), 10:55, 1st  
 USU - Vaughns 72 yd pass from Love (Eberle kick), 14:20, 1st  
 UNT - Torrey 2 yd run (Hedlund kick), 2:52, 1st  
 USU - Bright 26 yd run (Eberle kick), 1:59, 1st  
 USU - Love 9 yd run (Eberle kick), 12:08, 2nd  
 USU - Vaughns 37 yd pass from Love (Eberle kick), 9:43, 2nd  
 USU - Greene 67 yd pass from Love (Eberle kick), 8:55, 2nd  
 USU - Eberle 42 yd FG, 0:00, 2nd  
 UNT - Guyton 75 yd pass from Martin (Hedlund kick blocked) 14:50, 3rd  
 USU - Bright 3 yd run (Eberle kick), 5:01, 3rd  
 USU - Tarver 13 yd pass from Love (Eberle kick), 8:30, 4th

## 2020 MYRTLE BEACH BOWL

### APPALACHIAN STATE 56, NORTH TEXAS 28

Dec. 23, 2020 • Brooks Stadium • Conway, S.C.

In several ways, the cards were stacked against North Texas on Monday in its Myrtle Beach Bowl showdown with Appalachian State, but despite a 56-28 loss for the Mean Green, there were a few bright spots heading into the offseason.

Tre Siggers led the way on the ground for the Mean Green, picking up a season-high 120 yards on 17 carries, while Oscar Adaway III added 97 yards on 26 carries. Bean completed 21 of 36 pass attempts for a career-high 251 yards, two touchdowns and an interception that led to the Mountaineers' final touchdown of the game early in the fourth quarter. The Mean Green totaled 497 yards - just shy of their season average of 515 yards per game, which was seventh in the nation entering the game.

After an inspired start to the game by UNT's defense, the Appalachian State running game began to take over in the form of big, explosive plays.

Just when North Texas seemingly grabbed some momentum and pulled to within 28-14 with a 4-yard touchdown run from Adaway III with 27 seconds left in the first half, Appalachian State struck back in a hurry.

On the Mountaineers' ensuing possession, Cameron Peoples broke off a 64-yard touchdown run to instead send Appalachian State (9-3) into the halftime break with a 35-14 lead. That was after Appalachian State's Marcus Williams Jr., reeled off a 70-yard touchdown run on the Mountaineers' previous possession.

Peoples added a 62-yard touchdown run with 2:58 left in the third quarter to put the Mountaineers up 42-21. Peoples had 23 carries for 319 yards and five touchdowns. Williams Jr., finished with 101 yards and a score on six carries.

In all, Appalachian State's big plays on the ground killed the Mean Green, as the Mountaineers had three one-play scoring drives that featured touchdown runs of 70, 64 and 62 yards, respectively.

### GAME STATISTICS

<b>Appalachian State</b>	14	21	7	14	-	56
<b>North Texas</b>	0	14	7	7	-	28

ASU - Pearson 22 yd pass from Williams (Staton kick), 10:54, 1st  
 ASU - Peoples 3 yd run (Staton kick), 3:07, 1st  
 UNT - Thompson 16 yd pass from Martin (Mooney kick), 13:41, 2nd  
 ASU - Pearson 11 yd pass from Thomas (Staton kick), 6:04, 2nd  
 ASU - Williams Jr. 70 yd run (Staton kick), 2:29, 2nd  
 UNT - Adaway 4 yd run (Mooney kick), 0:27, 2nd  
 ASU - Peoples 64 yd run (Staton kick), 0:11, 2nd  
 UNT - Ogunmakin 34 yd pass from Bean (Mooney kick) 6:14, 3rd  
 ASU - Peoples 62 yd run (Staton kick), 2:58, 3rd  
 ASU - Peoples 1 yd run (Staton kick), 14:16, 4th  
 ASU - Peoples 11 yd run (Staton kick), 9:03, 4th  
 UNT - Thompson 7 yd pass from Bean (Mooney kick), 6:12, 4th



# BOWL HISTORY

## 2021 FRISCO FOOTBALL CLASSIC

**MIAMI (OH) 27, NORTH TEXAS 14**

Dec. 23, 2021 • Toyota Stadium • Frisco, Texas

After a five-game winning streak to close the season gained bowl eligibility for the North Texas football team, the Mean Green came up short on Thursday in the Frisco Football Classic, falling 27-14 to Miami (Ohio).

The Mean Green (6-7) flipped their identity to a power rushing team early in the season and entered the game with the nation's fourth-ranked rushing offense but were unable to find their footing on the ground against the Redhawks (7-6).

Leading rusher DeAndre Torrey did not play in the game, and UNT's trio of talented freshman backs totaled just 61 rushing yards, while sophomore quarterback Austin Aune led the team with 28 yards and a touchdown on the ground.

Late in the first quarter after a 70-yard Bernardo Rodriguez punt flipped the field in UNT's favor, the Mean Green defense forced a punt and the offense made the most of the chance.

UNT went on a 10-play, 90-yard drive that was capped by Aune's 2-yard touchdown run that put the Mean Green up 14-10 with 11:32 to play in the second quarter.

From that point, not much went UNT's way as the Redhawks outgained UNT 426-317 and held the ball for almost 17 more minutes than UNT.

The Mean Green's last gasp effort came with 9:18 remaining in the game, when an Aune pass fell incomplete on fourth-and-goal with the Mean Green looking to pull within one score early in the fourth quarter.

### GAME STATISTICS

Miami (OH)	10	10	7	0	-	27
North Texas	7	7	0	0	-	14

- MIA - Nicholson 48 yd FG, 12:27, 1st
- UNT - Johnson 1 yd run (Mooney kick), 8:06, 1st
- MIA - Tracy 8 yd run (Nicholson kick), 3:59, 1st
- UNT - Aune 2yd rn (Mooney kick), 11:32, 2nd
- MIA - Nicholson 36 yd FG, 6:52, 2nd
- MIA - Davis 5 yd pass from Gabbert (Nicholson kick), 4:08, 2nd
- MIA - Muersch 11 yd pass from Gabbert (Nicholson kick), 11:31, 3rd

## 2022 FRISCO BOWL

**BOISE STATE 35, NORTH TEXAS 32**

Dec. 17, 2022 • Toyota Stadium • Frisco, Texas

The Mean Green had a chance to tie or win the game in the closing minutes of the 2022 Frisco Bowl on Saturday night at Toyota Stadium but fell short despite putting up a UNT bowl record 435 yards of total offense in a 35-32 loss to Boise State.

UNT (7-7) forced a punt to take possession with 1:20 to play down three points but failed to get a first down as Boise State improved to 10-4 on the season after an undefeated run through the Mountain West.

In his final collegiate game, quarterback Austin Aune completed 17 of 32 pass attempts for 238 yards, a touchdown and a pair of interceptions, while the program's all-time leading tackler, linebacker KD Davis, finished his UNT career with five tackles before leaving the game in the final minutes with an injury.

Senior center Manase Mose set the NCAA record for consecutive starts with his 62nd straight start to break a tie with Coastal Carolina's Trey Carter (2017-21).

Sophomore running back Ikaika Ragsdale led the UNT ground effort with 21 carries for 94 yards and two touchdowns to become just the third player in UNT history to have multiple rushing touchdowns in a bowl game, joining Patrick Cobbs (2003) and Brelan Chancellor (2014).

Defensive coordinator Phil Bennett was making his second career appearance in a bowl game as an interim head coach and came up just short of a second bowl victory as an interim coach.

### GAME STATISTICS

Boise State	0	6	22	7	-	35
North Texas	3	7	14	8	-	32

- UNT - Mooney 27 yd FG, 9:24, 1st
- BSU - Dalmas 24 yd FG, 9:58, 2nd
- UNT - Ragsdale 1 yd run (Mooney kick), 7:38, 2nd
- BSU - Dalmas 37 yd FG, 4:43, 2nd
- BSU - Green 3 yd run (Hutton pass 2pt), 12:40, 3rd
- UNT - Roberts 17 yd pass from Earle (Mooney kick), 8:32, 3rd
- BSU - McAllister 24 yd pass from Green (Dalmas kick), 6:35, 3rd
- UNT - Shorter 30 yd pass from Aune (Mooney kick), 5:14, 3rd
- BSU - Green 19 yd run (Dalmas kick), 0:25, 3rd
- BSU - Jeanty 1 yd run (Dalmas kick), 12:05, 4th
- UNT - Ragsdale 5 yd run (Aune rush 2pt), 8:17, 4th

HISTORY





## COLLEGE FOOTBALL HALL OF FAME

### **"MEAN" JOE GREENE (PLAYER, 1966-68)**

**INDUCTED: 1984**

Charles Edward Joseph Greene was better known by his nickname "Mean Joe" Greene. The 6-4, 270-pound tackle acquired this moniker as a reference to his school's nickname, the North Texas State University Mean Green. During the three seasons Greene played defensive tackle for North Texas, the Mean Green posted a 23-5-1 record. In his 29 games at defensive tackle, North Texas held the opposition to 2,507 yards gained on 1,276 rushes, a per-carry average of less than two yards per attempt. His collegiate coach, Rod Rust, said of the 1968 consensus All-America, "There are two factors behind Joe's success. First, he has the ability to make the big defensive play and turn the tempo of a game around. Second, he has the speed to be an excellent pursuit player." A pro scout said, "He's tough and mean and comes to hit people. He has good killer instincts. He's mobile and hostile." He was drafted in the first round by the Pittsburgh Steelers and became part of the "Steel Curtain" defense that won four Super Bowls. Greene is also a member of the Pro Football Hall of Fame, being inducted in 1987.

### **HAYDEN FRY (COACH, 1973-78)**

**INDUCTED: 2003**

For 37-years one of the most recognizable faces in college football was that of Hayden Fry. But Fry is remembered for more than his dark glasses and square jaw. When he retired, his 232 wins placed him tenth on the all-time list. After coaching on the high school level, and for two years as a college assistant, he received his first collegiate head coaching job at Southern Methodist. His wide-open style fit the Southwest Conference as he led the 1966 Mustangs to their first SWC title since 1948. Among his achievements at SMU was recruiting Jerry LeVias, the first African-American player in the SWC. In six seasons at North Texas, Fry won 40 games including 19 in his last two seasons. Before his arrival, the school had won seven games in the previous four seasons. Fry is best known for sparking a resurgence at Iowa, where his teams were 143-89-6 over 20 seasons. In 1981, he coached the Hawkeyes to their first winning season in 19 years with a Big-Ten co-championship and a birth in the Rose Bowl, the school's first bowl appearance in 23 years. Fry won two other Big Ten titles sending the Hawkeyes to Pasadena. At Iowa, he had ten ranked teams and made 14 bowl appearances.



# ALL-AMERICANS

YEAR	NAME	POSITION (ACCOLADE)
2022	KD Davis	Linebacker (Fourth Team, Phil Steele)
2020	Jaelon Darden	Wide Receiver (ESPN; First team, Pro Football Focus and FWAAs; Second team, AP, Sporting News, AFCA, The Athletic)
2010	Lance Dunbar	Running Back (Honorable Mention, Sports Illustrated)
2009	Lance Dunbar	Running Back (Honorable Mention, Sports Illustrated)
2007	Casey Fitzgerald	Wide Receiver (Honorable Mention, Sports Illustrated)
2004	Jamario Thomas	Running Back (First Team, CBS Sportsline; Third team, AP)
2003	Patrick Cobbs	Running Back (Honorable Mention, Sports Illustrated)
2002	Brandon Kennedy	Defensive Line (Third-team, College Football News)
1997	John Baker	Punter (Third team, AP)
1996	Toby Gowin	Punter (Third team, AP)
1990	Scott Bowles	Offensive Line (First team, Div. I-AA)
1990	Mike Davis	Defensive Line (First team, Kodak)
1990	Byron Gross	Linebacker (First team, Div. I-AA)
1990	Bart Helsley	Punter (First team, Div. I-AA)
1988	Rex Johnson	Defensive Line (First team, Kodak)
1983	Rayford Cooks	Defensive Line (First team, Kodak)
1983	Ronnie Hickman	Defensive Line (First team, Kodak)
1982	Marvin Walker	Receiver (Second Team, AP)
1977	Walter Chapman	Defensive Line (Third-Team, AP)
1969	Cedric Hardman	Defensive Line (HM All-America)
1968	Joe Greene	Defensive Tackle (Consensus first team)
1966	John Love	Receiver (HM All-America)
1959	Abner Haynes	Halfback (Time Magazine)
1959	Bill Carrico	Guard (Williamson All-America)
1955	Don Baker	Quarterback (Third team, Little All-America)
1954	Charlie McGinty	End (Williamson All-America)
1953	Ralph Reynolds	Halfback (HM All-America)
1952	Kenneth Bahnsen	Fullback (Honorable Mention AP)
1951	Kenneth Bahnsen	Fullback (Honorable Mention AP)
1951	Quincy Armstrong	Center (First team, Williamson)
1951	Ray Renfro	Halfback (First Team AP)
1950	Jim Eagle	Guard (HM Little All-America)

YEAR	NAME	POSITION (ACCOLADE)
1948	Richard Nutt	Halfback (Williamson)
1947	Felton Whitlow	Tackle (AP)
1946	Jim Cooper	Center (HM Little All-America)
1946	Billy Dinkle	Halfback (HM Little All-America)
1939	Johnie Riola	Quarterback (HM Little All-America)
1932	Ted Wright	Quarterback (Grantland Rice)

## ALL-AMERICANS BY POSITION

### OFFENSE

#### BACKFIELD

2010	Lance Dunbar
2009	Lance Dunbar
2004	Jamario Thomas
2003	Patrick Cobbs
1959	Abner Hayes
1953	Ralph Reynolds
1952	Kenneth Bahnsen
1951	Kenneth Bahnsen
1951	Ray Renfro
1948	Richard Nutt
1946	Billy Dinkle

#### CENTER

1951	Quincy Armstrong
1946	Jim Cooper

#### GUARD

1959	Bill Carrico
1950	Jim Eagle

#### TACKLE

1990	Scott Bowles
1947	Felton Whitlow

#### QUARTERBACK

1955	Don Baker
1939	Johnie Riola
1932	Ted Wright

#### RECEIVER

2020	Jaelon Darden
2007	Casey Fitzgerald
1966	John Love
1982	Marvin Walker

#### TIGHT END

### DEFENSE

#### SECONDARY

##### END

1954	Charlie McGinty
------	-----------------

##### GUARD

##### LINE

2002	Brandon Kennedy
1990	Mike Davis
1988	Rex Johnson
1983	Rayford Cooks
1983	Ronnie Hickman
1977	Walter Chapman
1969	Cedric Hardman

##### LINEBACKER

2022	KD Davis
1990	Byron Gross

##### SAFETY

##### TACKLE

1968	Joe Greene
------	------------

##### SPECIAL TEAMS

##### PUNTER

1997	John Baker
1996	Toby Gowin
1990	Bart Helsley

##### PLACE KICKER

## FRESHMAN ALL-AMERICANS

2022	Var'Keyes Gumms	Tight End (The Athletic & Sporting News, Second Team Freshman All-American)
2022	Febechi Nwaiwu	Offensive Line (The Athletic & Sporting News, Third Team Freshman All-American)
2014	Trevor Moore	Placekicker (Sports Illustrated, Freshman All-American Team)
2007	Giovanni Vizza	Quarterback (Scout.com & Sporting News, Honorable Mention Freshman All-American)
2007	Craig Robertson	Defensive Lineman (Scout.com, Honorable Mention Freshman All-American)

HISTORY



**ALL-CONFERENCE (C-USA)**

- 2022 KD Davis, LB (Defensive POTY, 1st team)  
Var'Keyes Gummies, TE (1st team, freshman)  
Manase Mose, OL (1st team)  
Ridge Texada, DB (1st team)  
Kaylon Horton, KR (1st team)  
Mazin Richards, LB (2nd team)  
Austin Aune, QB (honorable mention)  
DeShawn Gaddie, DB (honorable mention)  
JP Hadley, LS (honorable mention)  
Ethan Mooney, K (honorable mention)  
Jake Roberts, TE (honorable mention)  
Jyaire Shorter, WR (honorable mention)  
Logan Wilson, DB (honorable mention)  
Ja'Mori Maclin, WR (freshman team)  
Febechi Nwaiwu, OL (freshman team)  
Cam Robertson, DL (freshman team)  
Fatafehi Vailea, DL (freshman team)
- 2021 KD Davis, LB (1st team)  
DeAndre Torrey, RB (2nd team)  
Manase Mose, OL (2nd team)  
Dion Novil, DL (2nd team)  
Jacob Brammer, OL (honorable mention)  
Nate Durham, LS (honorable mention)  
Ethan Mooney, K (honorable mention)  
Grayson Murphy, DE (honorable mention)  
Jason Pirtle, TE (honorable mention)  
Ayo Adeyi, RB (freshman team)  
Gabe Blair, OL (freshman team)  
Roderick Brown, DL (freshman team)
- 2020 Jaelon Darden, WR (C-USA MVP, 1st team)  
Dion Novil, DL (1st team)  
Jacob Brammer, OL (2nd team)  
DeAndre Torrey, RB (honorable mention)  
Anterrius Gray, OL (honorable mention)  
Manase Mose, OL (honorable mention)  
Jason Pirtle, TE (honorable mention)  
KD Davis, LB (honorable mention)  
Makyle Sanders, S (honorable mention)  
Bernardo Rodriguez, P (honorable mention)  
Nate Durham, DS (honorable mention)  
Deion Hair-Griffin, KR (honorable mention)  
Gabriel Murphy, DL (freshman team)  
Grayson Murphy, DE (freshman team)  
Jake Roberts, TE (freshman team)  
Upton Stout, DB (freshman team)
- 2019 Jaelon Darden, WR (1st team)  
Mason Fine, QB (2nd team)  
Elex Woodworth, OL (2nd team)  
Deion Hair-Griffin, KR (2nd team)  
Tre Siggers, RB (honorable mention)  
LaDarius Hamilton, DE (honorable mention)  
Jason Pirtle, TE (honorable mention)  
Jyaire Shorter, WR (hm, freshman)  
Dion Novil, DL (honorable mention)  
KD Davis, LB (honorable mention)  
Tyreke Davis, LB (honorable mention)  
Ethan Mooney, K (honorable mention)  
Alvin Kenworthy, P (honorable mention)  
Nate Durham, DS (honorable mention)  
Dayton LeBlanc, DL (freshman team)  
Kevin Wood, LB (freshman team)

- 2018 Rico Bussey, Jr., WR (1st team)  
Kemon Hall, CB (1st team)  
E.J. Ejiya, LB (1st team)  
Cole Hedlund, K (1st team)  
LaDarius Hamilton, DL (1st team)  
Mason Fine, QB (2nd team)  
Nate Brooks, CB (2nd team)  
DeAndre Torrey, RB (2nd team)  
Sosaia Mose, OL (honorable mention)  
Manase Mose, OL (hm, freshman team)  
Brandon Garner, LB (honorable mention)  
Khairi Muhammad, S (honorable mention)  
Alvin Kenworthy, P (honorable mention)  
DeAndre Torrey, KR (honorable mention)  
Keegan Brewer, PR (honorable mention)  
Nate Durham, DS (honorable mention)
- 2017 Mason Fine, QB (1st team)  
Jalen Guyton, WR (2nd team)  
Trevor Moore, K (2nd team)  
Jeffery Wilson, RB (2nd team)  
E.J. Ejiya, LB (honorable mention)  
T.J. Henson, OL (honorable mention)  
Michael Lawrence, WR (honorable mention)  
Kishawn McClain, S (honorable mention)  
Sosaia Mose, OL (honorable mention)  
Jordan Murray, OL (honorable mention)  
Elex Woodworth, OL (honorable mention)  
Roderick Young, DL (honoable mention)  
Joe Ozougwu, LB (freshman team)
- 2016 Eric Keena, P (1st team)  
Kishawn McClain, S (2nd team)  
Sam Rice, OL (honorable mention)  
Jordan Murray, OL (honorable mention)  
Joshua Wheeler, LB (honorable mention)  
Eric Jenkins, CB (honorable mention)  
Nate Brooks, CB (honorable mention)  
Trevor Moore, K (honorable mention)  
Tyler Wilson, KR (honorable mention)  
Mason Fine, QB (freshman team)  
LaDarius Hamilton, LB (freshman team)
- 2015 Kaydon Kirby, OL (honorable mention)  
Chris Miles, OL (freshman team)  
Nate Brooks, DB (freshman team)
- 2014 Derek Akunne, LB (1st team)  
Cyril Lemon, OL (1st team)  
James Jones, DB (2nd team)  
Carlos Harris, WR (honorable mention)  
Antonio Johnson, OL (honorable mention)  
Eric Keena, P (honorable mention)  
Trevor Moore, K (honorable mention)  
Chad Polk, DL (honorable mention)  
Kishawn McClain (freshman team)  
Trevor Moore, K (freshman team)
- 2013 Brelan Chancellor, KR/PR (1st team)  
Cyril Lemon, OL (1st team)  
Zach Orr, LB (1st team)  
Marcus Trice, DB (1st team)  
Aaron Bellazin, DE (1st team)  
Brelan Chancellor, WR (2nd team)  
Mason Y'Barbo, OL (2nd team)  
Richard Abbe, DT (honorable mention)  
Derek Akunne, LB (honorable mention)  
Brandin Byrd, RB (honorable mention)  
Kenny Buyers, DB (honorable mention)  
Lairamie Lee, DB (honorable mention)  
Darnell Smith, WR (honorable mention)  
Kaydon Kirby, OL (freshman team)  
Blake Macek, P (freshman team)

**ALL-CONFERENCE (SBC)**

- 2012 Aaron Fortberry, OL (1st team)  
Will Atterberry, P (2nd team)  
Zach Orr, LB (2nd team)  
Zac Whitfield, DB (2nd team)  
Cyril Lemon, OL (honorable mention)  
Mason Y'Barbo (honorable mention)
- 2011 Lance Dunbar, RB (1st team)  
Matt Tomlinson, OL (1st team)  
Will Atterberry, P (1st team)  
Zach Orr, LB (2nd team)  
Brandon Akpunku, DE (2nd team)  
Cyril Lemon (honorable mention)  
Brelan Chancellor (honorable mention)
- 2010 Lance Dunbar, RB (1st team)  
Victor Gill, OL (1st team)  
Craig Robertson, LB (1st team)  
Esteban Santiago, OL (1st team)  
Zach Olen, K (1st team)  
Brelan Chancellor, WR (honorable mention)
- 2009 Lance Dunbar, RB (1st team)  
Jamaal Jackson, WR (2nd team)  
Esteban Santiago, OL (2nd team)  
Kelvin Drake, OL (honorable mention)  
Craig Robertson, LB (honorable mention)
- 2008 Casey Fitzgerald, WR (1st team)  
Truman Spencer, P (1st team)  
Tobe Nwigwe, LB (2nd team)  
Cam Montgomery, RB (honorable mention)  
Craig Robertson, LB (honorable mention)
- 2007 Giovanni Vizza, K (Freshman of the Year)  
Casey Fitzgerald, WR (1st team)  
Jeremiah Chapman, DL (1st team)  
Kelvin Drake, C (2nd team)  
Craig Robertson, LB (honorable mention)  
Brandon Jackson, WR (honorable mention)
- 2006 Johnny Quinn, WR (1st team)  
Dylan Lineberry, OL (1st team)  
Jeremiah Chapman, DL (2nd team)  
Truman Spencer, P (2nd team)  
Maurice Holman, LB (honorable mention)  
Aaron Weathers, DB (honorable mention)
- 2005 Patrick Cobbs, RB (1st team)  
Dylan Lineberry, OL (1st team)  
Johnny Quinn, WR (2nd team)  
Jeremiah Chapman, DL (2nd team)  
Phillip Graves, LB (2nd team)  
Aaron Weathers, DB (2nd team, Newcomer OTY)  
Maurice Holman, LB (honorable mention)  
Nick Bazaldua, K (honorable mention)
- 2004 Jamario Thomas, RB (1st team, POTY)  
Andy Brewster, C (1st team)  
Andy Blount, TE (1st team)  
Adrian Awasom, DL (1st team)  
Jonas Buckles, DB (1st team)  
Nick Bazaldua, K (1st team)  
Johnny Quinn, AP (1st team)  
Johnny Quinn, WR (2nd team)  
Dylan Lineberry OG (2nd team, Newcomer OTY)  
Evan Cardwell, DL (2nd team)  
Michael Pruitt, DL (2nd team)  
Markeith Knowlton DB (2nd team)  
Lonnie Chambers, OG (2nd team)  
Scott Hall, QB (2nd team)

- 2003 Brandon Kennedy DL (1st team, POTY)  
Patrick Cobbs, RB (1st team, Offensive POTY)  
Chris Hurd, LB (1st team, Defensive POTY)  
Nick Zuniga, OG (1st team)  
Andy Brewster, C (1st team)  
Scott Hall, QB (1st team)  
Adrian Awasom DL (1st team)  
Cody Spencer, LB (1st team)  
Craig Jones, DB (1st team)  
Jonas Buckles, DB (1st team)  
Taylor Casey, LB (2nd team)  
Brad Kadlubar, P (2nd team)
- 2002 Brandon Kennedy, DL (1st team, POTY)  
J.R. Randle, OT (1st team)  
Nick Zuniga, OG (1st team)  
Jeff Muenchow, TE (1st team)  
Kevin Galbreath, RB (1st team)  
Darrell Daniels, DL (1st team)  
Taylor Casey, LB (1st team)  
Cody Spencer, LB (1st team)  
Craig Jones, DB (1st team)  
Don McGee, DB (1st team)  
Matt Turney, OL (2nd team)  
Adrian Awasom, DL (2nd team)  
Chris McIver, DL (2nd team)  
Jonas Buckles, DB (2nd team)  
Brad Kadlubar, P (2nd team)  
Ja'Mel Branch, ST (2nd team)
- 2001 J. R. Randle, OT (1st team)  
Nick Zuniga, OG (1st team)  
Jeff Muenchow, TE (1st team)  
Kevin Galbreath, RB (1st team, Newcomer OTY)  
Brandon Kennedy, DT (1st team)  
Brad Kassell, LB (1st team)  
Jonas Buckles, FS (1st team)  
Jason Ball, K, P (1st team)  
George Marshall, WR (2nd team)  
Alex Pahulu, DT (2nd team)  
Ron Paris, DE (2nd team)  
Craig Jones, SS (2nd team)  
Cody Spencer, LB (2nd team)  
Matt Turney, OT (2nd team)

**ALL-CONFERENCE (BWC)**

- 2000 Brad Kassell, LB (1st team)  
Lawrence Ellis, DB (1st team)  
Nick Zuniga, OL (2nd team)  
Brandon Kennedy, DL (2nd team)  
Chris McIver, DL (2nd team)  
Corry Pertile LB, (2nd team)  
J.R. Randle OL, (honorable mention)
- 1999 Corbin Montgomery, DL (1st team)  
John Baker, P (1st team)  
Brad Kassell, LB (2nd team)  
Jason Ball, K, (2nd team)  
Ja'Quay Wilburn, RB, (2nd team)  
Broderick McGrew, WR (2nd team)  
Andy Lott, OL (2nd team)  
Vinnie Patterson OL (honorable mention)  
J.R. Randle, OL (honorable mention)  
Fred Pertile LB (honorable mention)  
Jeff Rogers LB (honorable mention)  
Ramone Archie, DB (honorable mention)
- 1998 Phillip Armour, C (1st team)  
Brian Waters, DT (1st team)  
Phillip Littlejohn, DB (1st team)  
Broderick McGrew RS (1st team)  
Ramone Archie, DB (2nd team)  
Brad Winn, OL, DB (2nd team)  
Corbin Montgomery DL (2nd team)  
John Baker P (2nd team)  
Scott Blank, DL (honorable mention)  
Fred Pertile LB (honorable mention)





# HONORS

1997 Phillip Armour, C (1st team)  
Scott Blank, DL (1st team)  
Benny Cherry, LB (1st team)  
John Baker, P (1st team)  
Garrett Courtney, K (1st team)  
Broderick McGrew, WR (2nd team)  
Hut Allred, RB (honorable mention)

1996 Phillip Armour, C (1st team)  
Benny Cherry, LB (1st team)  
Toby Gowin, P (1st team)  
Dhati Lewis, DB (2nd team)  
Scott Murphy, DL (2nd team)  
Brad Spinks, DL (2nd team)  
Brett Renfro, LB (2nd team)  
Avery Wright, DB (2nd team)

## ALL-CONFERENCE (SLC)

1994 Mitch Maher, QB (1st team)  
David Brown, WR (1st team)  
Luis Silva, TE (1st team)  
Willis Hudson, DT (1st team)  
Troy Redwine, WR (2nd team)  
Brad Smith (2nd team)  
Stan Thomas (2nd team)  
Dmitri Markham (2nd team)  
Anthony Bridges (2nd team)  
John Luker (2nd team)  
Gerald Farley (2nd team)

1993 Mitch Maher, QB (2nd team)  
Terrance Brown, RB (2nd team)  
Troy Redwine, WR (2nd team)  
Luis Silva (2nd team)  
Scott Dukatnik (2nd team)  
Wayne Walker (2nd team)

1992 Richard DeFelice (2nd team)  
Terrance Brown, RB (2nd team)  
Mitch Maher, QB (2nd team)  
Tomur Barnes (2nd team)  
Russell McMillan (2nd team)

1991 Brad Koch (2nd team)

1990 Scott Davis, QB (1st team)  
Byron Gross, LB (2nd team)  
Eric Pegram, RB (2nd team)  
Paul Gallamore (2nd team)  
Bryan Paxton (2nd team)  
Clay Bode (2nd team)  
Mike Davis (2nd team)

1989 Keith Chapman, K (1st team)  
Roderick Manning, DE (1st team)  
Byron Gross, LB (1st team)  
Eric Pegram, RB (1st team)  
Tony Cook, RB (1st team)

1988 Scott Davis, QB (1st team)  
Marcus Camper, WR (1st team)  
Scott Bowles, OT (1st team)  
Zane Paschall, OT (1st team)  
Keith Chapman, PK (1st team)  
Rex Johnson, DT (1st team)  
Kim Phillips, CB (1st team)  
Bron Beal, P (1st team)  
Roderick Manning (2nd team)  
Byron Gross, LB (2nd team)

1987 Bron Beal, P (1st team)  
Darrin Collins, FB (1st team)  
Scott Bowles, OT (1st team)  
Dwight Poole, OG (1st team)  
Kendal Nelson, OC (1st team)  
Gordon McFeders, DT (1st team)  
Tom Middaugh, DT (1st team)  
Marcus Camper, WR (2nd team)

Zane Paschall (2nd team)  
Keith Chapman, K (2nd team)  
Joe Walker (2nd team)  
Byron Gross, LB (2nd team)  
Kenneth Biggers (2nd team)

1986 Mike Rhone, S (1st team)  
Ed Fleming, LB (1st team)  
Lance White, LB (1st team)  
Mike Minter, DT (1st team)  
John Lott, OG (1st team)  
Bron Beal, P (1st team)  
Randy Bentley (2nd team)  
Kim Phillips (2nd team)

1985 Monty Moon (2nd team)  
Mike Minter, LB (2nd team)  
Jerry Pickens (2nd team)  
Matt Tiemann (2nd team)

1984 John Starnes, P (1st team)  
Jay Saad, LB (1st team)  
Lance White, LB (2nd team)

1983 Greg Carter, QB (1st team)  
Dan Reeder, OG (1st team)  
Ronnie Hickman, LB (1st team)  
Rayford Cooks, DT (1st team)  
Lester Harper, LB (1st team)  
John Starnes, P (1st team)  
Tim Wasson, (2nd team)  
Cederick Nelson (2nd team)  
Jay Saad, LB (2nd team)  
Andre Mosley (2nd team)

## ALL-CONFERENCE (MVC)

1974 Walter Chapman, DT (1st team)

1973 J.C. Garrett, DL (1st team)  
Don Dunlap, DB (1st team)  
Ted Gosline, DB (1st team)

1972 David Yaeger, P (1st team)

1971 David Yaeger, P (1st team)

1970 Leonard Dunlap, DB (1st team)  
Dralves Edwards, WR (1st team)  
Glenn Tucker, LB (1st team)

1969 Bernie Barbour, DB (1st team)  
Cedric Hardman, DE (1st team)  
Glen Holloway, OG (1st team)  
Barry Moore, WR (1st team)  
Steve Ramsey, QB (1st team)  
Ron Shanklin, WR (1st team)  
Steve Atchley, LB (2nd team)  
Mike Marr, OG (2nd team)  
Willie Parker, C (2nd team)

1968 Barry Moore, WR (1st team)  
Glen Holloway, OG (1st team)  
Steve Ramsey, QB (1st team)  
Leo Taylor, RB (1st team)  
Joe Greene, DT (1st team)  
James Ivy, LB (1st team)

1967 Charles Beatty, CB (1st team)  
Ed Brantley, OT (1st team)  
Paul Draper, OC (1st team)  
Lindy Endsley, NG (2nd team)  
Joe Greene, DT (2nd team)  
Johnny Mata, LB (2nd team)  
Steve Ramsey, QB (2nd team)  
James Russell, WR (2nd team)  
Ron Shanklin, WR (2nd team)  
Bob Tucker, DE (2nd team)

1966 Ed Brantley, OT (1st team)  
Paul Draper, OC (1st team)  
Joe Greene, DT (1st team)  
Burkley Harkless, NG (1st team)  
John Love, WR (1st team)  
James Russell, WR (1st team)  
Billy Woods, CB (1st team)

1965 Burkley Harkless, NG (1st team)  
Henry Holland, DE (1st team)  
John Love, WR (1st team)  
Tom Price, S (1st team)  
Ronnie Romike, OT (1st team)  
James Russell, WR (1st team)  
Bob Sanders, OC (1st team)

1964 Carl Lockhart, CB (1st team)  
James Moore, DT (1st team)  
Bob Sanders, OC (1st team)

1963 Dwain Bean, RB (1st team)  
James Moore, DT (1st team)

1962 Dwain Bean, RB (1st team)  
Richard Farris, OG (1st team)  
Bobby Price, OT (1st team)

1961 Billy Christle, RB (1st team)  
Bobby Smith, RB (1st team)

1960 Arthur Perkins, FB (1st team)  
Bill Weaver, G (1st team)

1959 Bill Carrico, G (1st team)  
George Herring, T (1st team)  
Abner Haynes, RB (1st team)

1958 Bill Carrico, G (1st team)  
Vernon Cole, (1st team)  
Abner Haynes, RB, (1st team)  
Fred Way (1st team)

1956 Dennis Shaw, E (1st team)  
Mickey Koonce, T (1st team)  
Tommy Smith, T, (2nd team)  
Ray Toole, QB, (2nd team)  
Mac Reynolds, E, (2nd team)

1955 Dennis Shaw, E (1st team)  
Tommy Runnels, B (2nd team)  
Buzz Stansel, C (2nd team)  
Garland Warren, T (2nd team)

1953 Lawrence Strickland, C (1st team)  
Ken Hall, E (1st team)  
Ralph Reynolds, B (1st team)

1952 Kenneth Bahnsen, B (1st team)  
Ray McGallion, LB (1st team)  
Charlie Qualls, T (1st team)  
Lawrence Strickland, C (1st team)  
Gene Verkerk, G (1st team)

1951 Ray Renfro, B (1st team)  
Quincy Armstrong, C (1st team)  
Kenneth Bahnsen, B (1st team)  
Zeke Martin, QB (2nd team)  
Wendell Swann, E (2nd team)  
Jim Brewer, T (2nd team)  
Bill Bishop, T (2nd team)  
Glen Wood, G (2nd team)

1950 Zeke Martin, QB (1st team)  
Wendell Swann, E (1st team)  
Jim Brewer, T (1st team)  
Bill Bishop, T (1st team)  
Glen Wood, G (1st team)  
Quincy Armstrong, C (1st team)  
Kenneth Bahnsen, B (1st team)

1949 Zeke Martin, QB (1st team)

## ALL-CONFERENCE (LSC)

1947 A.D. Cate, G (1st team)  
Dick Lindsay, T (1st team)  
Richard Nutt, B (1st team)  
Jim Cooper, C (1st team)  
Bill Cromer, B (1st team)  
Joe Abbey, E (1st team)  
Felton Whitlow, G (1st team)

1946 Jim Cooper, C (1st team)  
Billy Dinkle, B (1st team)  
Felton Whitlow, T (1st team)

1941 Eugene Wood (1st team)  
Benny Graham (1st team)  
Durwood Mumford (1st team)  
Forrest Covin (1st team)

1940 Bill Sheffield, C (1st team)  
Forrest Covin, E (1st team)  
Boyce Nall, G (1st team)  
Doyle Walker, T (1st team)  
Johnnie Riola, QB (1st team)

1939 Bill Sheffield, C (1st team)  
Cecil Phillips, T (1st team)  
Boyce Nall, G (1st team)  
I.T. James, B (1st team)  
Johnnie Riola, QB (1st team)

1938 Johnny Shoemaker, B (1st team)  
L.W. Killian, B (1st team)  
Albert Dudley, T (1st team)

1937 Lanier Hester, QB (1st team)  
Albert Dudley, T (1st team)

1936 P.B. Stovall, T (1st team)  
Robert Shepard, G (1st team)  
Kermit Boaz, E (1st team)  
Johnny Stovall, B (1st team)  
Lanier Hester, QB (1st team)

1934 Charley Cox, B (1st team)  
James Nichols, T (1st team)  
Winlon Knowles, C (1st team)  
Willard Sutton, G (1st team)

1933 Charley Cox, G (1st team)  
James Nichols, T (1st team)

1932 James Nichols, T (1st team)





# HONORS

## ALL-CONFERENCE 4X

1987-90	Byron Gross
1999-02	J.R. Randle
2000-03	Brandon Kennedy
2001-04	Jonas Buckles
2011-14	Cyril Lemon
2018-22	KD Davis
	Manase Mose

## ALL-CONFERENCE 3X

1932-34	James Nichols
1949-51	Zeke Martin
1950-52	Kenneth Bahnsen
1965-67	James Russell
1966-68	Joe Greene
1967-69	Steve Ramsey
1986-88	Bron Beal
1992-94	Mitch Maher
1996-98	Phillip Armour
	John Baker
1997-99	Broderick McGrew
1999-01	Brad Kassell
2001-03	Nick Zuniga
	Craig Jones
	Cody Spencer
2002-04	Adrian Awasom
2004-06	Johnny Quinn
2005-07	Jeremiah Chapman
2008-10	Craig Robertson
2009-11	Lance Dunbar
2010-13	Brelan Chancellor
	Zach Orr
2014-17	Trevor Moore
2017-19	Mason Fine
2018-21	DeAndre Torrey
2019-21	Jason Pirtle
	Dion Novil

## COACH OF THE YEAR

### MISSOURI VALLEY

1958	Odus Mitchell
1966	Odus Mitchell
1967	Rod Rust
1973	Hayden Fry

### SOUTHLAND

1983	Corky Nelson
1994	Matt Simon

### SUN BELT

2001	Darrell Dickey
2002	Darrell Dickey
2003	Darrell Dickey
2004	Darrell Dickey

## PLAYER OF THE YEAR

### SOUTHLAND

1994	Mitch Maher
------	-------------

### SUN BELT

2002	Brandon Kennedy
2003	Brandon Kennedy
2004	Jamario Thomas

### CONFERENCE USA

2020	Jaelon Darden
------	---------------

## OFFENSIVE POY

### CONFERENCE USA

2017	Mason Fine
2018	Mason Fine

### SUN BELT

2004	Jamario Thomas
2003	Patrick Cobbs

### SOUTHLAND

1988	Scott Davis
1983	Greg Carter

## DEFENSIVE POY

### CONFERENCE USA

2022	KD Davis
------	----------

### SUN BELT

2001	Brad Kassell
2002	Brandon Kennedy
2003	Chris Hurd

### SOUTHLAND

1986	Ed Fleming
------	------------

### MISSOURI VALLEY

1973	J.C. Garrett
------	--------------

## SPECIAL TEAMS POY

### CONFERENCE USA

2017	Brelan Chancellor
------	-------------------

## FRESHMAN OF THE YEAR

### SUN BELT

2001	Ja'Mel Branch
2004	Jamario Thomas
2007	Giovanni Vizza

### SOUTHLAND

1987	Scott Davis
------	-------------

## NEWCOMER OF THE YEAR

### CONFERENCE USA

2017	Jalen Guyton
------	--------------

### SUN BELT

2001	Kevin Galbreath]
2004	Dylan Lineberry
2005	Aaron Weathers

### SOUTHLAND

1992	Terrance Brown
------	----------------

### MISSOURI VALLEY

1974	Ken Washington
------	----------------

## ACADEMIC ALL-AMERICAN

### COSIDA/CSC

1975	Pete Morris, LB
1976	Pete Morris, LB
1998	John Baker, P (2nd)
2005	Patrick Cobbs, RB (2nd)
2022	Sean-Thomas Faulkner (1st)

## NCAA POSTGRAD SCHOLARSHIP

2005	Nick Bazaldua, K
1976	Pete Morris, LB
1967	Paul Draper, C





## MEAN GREEN IN THE NFL

As of June 22, 2023

ABBEY, Joe, E – Chicago Bears (1948), New York Bulldogs (1949)

ARMOUR, Phil, C – Indianapolis Colts (2000)

ARMSTRONG, Quincy, C – Cleveland Browns (1954)

AWASOM, Adrian, DE – New York Giants (2005-07), Minnesota Vikings (2011)

BAHNSEN, Ken, FB – San Francisco 49ers (1953)

BAKER, John, P – St. Louis Rams (2000-01)

BARNES, Tomur, DB – Houston Oilers (1994-96), Minnesota Vikings (1996), Washington Redskins (1996), Tennessee Titans (1997)

BATTLE, Ron, TE – Los Angeles Rams (1981-82)

BEATTY, Chuck, DB – Pittsburgh Steelers (1969-72), St. Louis Cardinals (1972)

BIRDSONG, Craig, DB – Houston Oilers (1987)

BISHOP, Bill, DT/T – Chicago Bears (1952-60), Minnesota Vikings (1961)

BROOKS, Nate, DB – Miami Dolphins (2019), Baltimore Ravens (2020)

COBBS, Patrick, RB – Miami Dolphins (2006-10)

COOKS, Rayford, DE – Houston Oilers (1987)

COOPER, Jim, C/LB – Brooklyn Dodgers (1948)

DARDEN, Jaelon, WR – Tampa Bay Buccaneers (2021-22), Cleveland Browns (2022-Present)

DAVIDSON, Greg, C – Houston Oilers (1980-82)

DUNBAR, Lance, RB – Dallas Cowboys (2012-16), Los Angeles Rams (2017)

DUNLAP, Lenny, DB – Baltimore Colts (1971), San Diego Chargers (1972-74), Detroit Lions (1975)

ELLIOTT, Tony, NT – New Orleans Saints (1982-88)

GARZA, Dan, E – New York Yankees (1949-51)

GIPSON, Thomas, DT – Oakland Raiders (1971)

GOWIN, Toby, P – Dallas Cowboys (1997-99), New Orleans Saints (2000-02), Dallas Cowboys (2003), New York Jets (2004)

GREENE, Joe, DT – Pittsburgh Steelers (1969-81)

GUYTON, Jalen, WR – Los Angeles Chargers (2019-22)

HALL, Kemon, DB – Los Angeles Chargers (2021-22)

HAMILTON, LaDarius, LB – Green Bay Packers (2021-22)

HARDMAN, Cedrick, DE – San Francisco 49ers (1970-79), Oakland Raiders (1980-81)

HAYNES, Abner, RB – Dallas Texans (1960-62), Kansas City Chiefs (1963-64), Denver Broncos (1965-66), Miami Dolphins (1967), New York Jets (1967)

HAYNES, Louis, LB – Kansas City Chiefs (1982-83)

HOLLOWAY, Glen, G – Chicago Bears (1970-73), Cleveland Browns (1974)

HOLTZMAN, Glenn, OL/DL – Los Angeles Rams (1955-58)

KASELL, Brad, LB – Tennessee Titans (2002-05), New York Jets (2006-07)

KNIGHT, Curt, PK – Washington Redskins (1969-73)

LEWIS, Reggie, DL – Tampa Bay Buccaneers (1979-80)

LOCKHART, Spider, DB – New York Giants (1965-75)

LOTT, John, OL – Pittsburgh Steelers (1987)

LOVE, John, WR/K – Washington Redskins (1967), Los Angeles Rams (1972)

LOWE, Lloyd, DB – Chicago Bears (1953-54)

MCWATTERS, Bill, FB – Minnesota Vikings (1964)

MINTER, Michael, DL – Pittsburgh Steelers (1987)

MORRIS, Donnie Joe, RB – Kansas City Chiefs (1974)

MUGG, Garvin, T – Detroit Lions (1945)

MURRAY, Jordan, T – Indianapolis Colts (2022)

OLAWALE, Jamize, FB – Oakland Raiders (2012-17), Dallas Cowboys (2018-19)

ORR, Zach, LB – Baltimore Ravens (2014-16)

PARKER, Buddy, FB – Detroit Lions (1935-36), Chicago Cardinals (1937-43)

PARKER, Willie, OL – Buffalo Bills (1973-79), Detroit Lions (1980)

PEGRAM, Erric, RB – Atlanta Falcons (1991-94), Pittsburgh Steelers (1995-96), New York Giants (1997), San Diego Chargers (1997)

PERKINS, Art, FB – Los Angeles Rams (1962-63)

PHILLIPS, Kim, DB – New Orleans Saints (1989), Buffalo Bills (1990)

PRUETT, Perry, DB – New England Patriots (1971)

RAMSEY, Steve, QB – New Orleans Saints (1970), Denver Broncos (1971-76)

REECE, Beasley, DB – Dallas Cowboys (1976), New York Giants (1977-83), Tampa Bay Buccaneers (1983-84)

RENFRO, Dean, RB – Baltimore Colts (1955)

RENFRO, Ray, HB – Cleveland Browns (1952-63)

ROBERTSON, Craig, LB – Cleveland Browns (2012-15), New Orleans Saints (2016-20)

RUNNELS, Tommy, HB – Washington Redskins (1956-57)

SANDERS, Bob, LB – Atlanta Falcons (1967)

SCALES, Hurles, DB – Chicago Bears (1974), St. Louis Cardinals (1974), Green Bay Packers (1975)

SHANKLIN, Ron, WR – Pittsburgh Steelers (1970-74), Chicago Bears (1976)

SHEPARD, Charlie, HB/DB – Pittsburgh Steelers (1956)

SMITH, Bobby, HB – Buffalo Bills (1964-65), Pittsburgh Steelers (1966)

SMITH, JT, WR – Washington Redskins (1978), Kansas City Chiefs (1978-84), St. Louis/Arizona Cardinals (1985-90)

SPENCER, Cody, LB – Tennessee Titans (2004-05), New York Jets (2006-08)

STARNES, John, P – Atlanta Falcons (1987)

STRICKLAND, Larry, C – Chicago Bears (1954-59)

SWILLEY, Dennis, OL – Minnesota Vikings (1977-87)

WASHINGTON, Fred, T – Washington Redskins (1968)

WATERS, Brian, G – Kansas City Chiefs (2000-10), New England Patriots (2011), Dallas Cowboys (2013)

WHITAKER, Creston, WR – New Orleans Saints (1972)

WHITFIELD, A.D., RB – Dallas Cowboys (1965), Washington Redskins (1966-68)

WILSON, Jeffery, RB – San Francisco 49ers (2018-22), Miami Dolphins (2022)

WITTE, Mark, TE – Tampa Bay Buccaneers (1983-85), Detroit Lions (1987)

WOMBLE, Royce, HB – Baltimore Colts (1954-57), Los Angeles Chargers (1960)

WRIGHT, Ted, HB – Boston Redskins (1934-35), Brooklyn Dodgers (1935)

HISTORY



# NFL DRAFT PICKS

EARLY DRAFT ERA			1936-59	
YEAR	RD	PICK	NAME, POS.	TEAM
1948	8	64	Jim Cooper, C	Pittsburgh Steelers
	27	253	Felton Whitlow, T	Pittsburgh Steelers
1949	13	125	R.R. Walston, G	Pittsburgh Steelers
	18	175	Dick Nutt, B	New York Giants
	21	206	A.D. Cate, G	New York Giants
1950	25	326	Jim Eagles, C	Philadelphia Eagles
1951	23	268	Cecil Martin, B	Washington Redskins
	26	314	Quincy Armstrong, C	New York Giants
1952	4	48	Ray Renfro, B	Cleveland Browns
	8	90	Bill Bishop, T	Chicago Bears
	16	185	Jim Brewer, G	Philadelphia Eagles
1953	13	150	Larry Strickland, C	Chicago Bears
	21	248	Ken Bahnsen, E	San Francisco 49ers
	28	335	Ray Verkick, T	Cleveland Browns
1954	11	123	Ken Hall, E	Green Bay Packers
	21	248	John Cavaglieri, T	Washington Redskins
	22	263	Ralph Reynolds, B	San Francisco 49ers
	26	310	Glenn Holtzman, T	Los Angeles Rams
1955	2	25	Dean Renfro, B	Cleveland Browns
	8	95	Gene Verkerk, T	Chicago Bears
	9	98	Charlie McGinty, E	Chicago Cardinals
	18	208	Charlie Shepard, B	Baltimore Colts
1956	11	127	Dennis Shaw, E	Baltimore Colts
	14	168	Tom Runnels, B	Los Angeles Rams
1958	21	242	Ray Toole, B	Chicago Cardinals
	25	295	Bill Groce, B	Pittsburgh Steelers
	28	335	Garland Warren, C	San Francisco 49ers
1959	11	129	Ed Gray, T	Chicago Bears
	16	187	Bill Carrico, G	Pittsburgh Steelers

AFL AND NFL DRAFT ERA			1960-66	
YEAR	RD	PICK	NAME, POS.	TEAM
1960	1*	--	Abner Haynes, RB	Dallas Texans
	1*	--	Bill Carrico, G	Denver Broncos
	5	55	Abner Haynes, RB	Pittsburgh Steelers
	14	158	Sammy Stanger, C	Los Angeles Rams
1962	4	44	Art Perkins, RB	Los Angeles Rams
	8	100	Dick Farris, G	Los Angeles Rams
	18*	143	Art Perkins, FB	Houston Oilers
	23*	184	Dick Farris, G	San Diego Chargers
1963	19	260	Bob Price, C	San Francisco 49ers
	15*	117	Winston Freeman, E	Denver Broncos
1964	7	94	Bobby Smith, FB	Pittsburgh Steelers
	8	103	Bill McWatters, RB	Minnesota Vikings
	11*	81	Bobby Smith, HB	Buffalo Bills
	12	167	Dwain Bean, B	Green Bay Packers
1965	12	165	Jim Moore, LB	Detroit Lions
	13	169	Carl Lockhart, DB	New York Giants
1966	5	80	Martin Kahn, T	Atlanta Falcons
	9	126	Bob Sanders, C	Atlanta Falcons

COMMON DRAFT ERA			1967-69	
YEAR	RD	PICK	NAME, POS.	TEAM
1967	3	69	Vidal Carlin, QB	St. Louis Cardinals
	7	172	John Love, WR	Washington Redskins
1968	8	213	Lindon Endsley, C	Kansas City Chiefs
	8	219	Ed Brantley, T	Cincinnati Bengals
	9	221	Henry Holland, C	Atlanta Falcons
	10	273	James Russell, E	Cincinnati Bengals
1969	1	4	Joe Greene, DT	Pittsburgh Steelers
	7	160	Chuck Beatty, DB	Pittsburgh Steelers
	13	322	Michael Shook, DB	Washington Redskins
	16	400	Billy Wood, DB	Denver Broncos

MODERN DRAFT ERA			1970-PRESENT	
YEAR	RD	PICK	NAME, POS.	TEAM
1970	1	9	Cedrick Hardman, DE	San Francisco 49ers
	2	28	Ronnie Shanklin, WR	Pittsburgh Steelers
	5	126	Steve Ramsey, QB	New Orleans Saints
	10	235	Glen Holloway, G	Chicago Bears
	16	391	Robert Helterbran, G	Chicago Bears
1971	1	26	Lenny Dunlap, DB	Baltimore Colts
	3	75	Willie Parker, C	San Francisco 49ers
	9	222	Wilmur Levels, DB	Cleveland Browns
	14	357	Tom Gipson, DT	Oakland Raiders
	16	400	Glenn Tucker, LB	Washington Redskins
1972	13	324	Steve Sullivan, T	New York Jets
1973	14	355	Hurles Scales, DB	Cincinnati Bengals
1975	14	348	Stan Blackmon, TE	Green Bay Packers
1976	9	264	Beasley Reece, DB	Dallas Cowboys
	15	431	Mel Davis, DE	Pittsburgh Steelers
1979	3	78	Reginald Lewis, DE	Tampa Bay Buccaneers
1981	7	175	Ron Battle, TE	Los Angeles Rams
1982	4	100	Louis Haynes, LB	Kansas City Chiefs
	5	114	Tony Elliot, DE	New Orleans Saints
1983	11	297	Mark Witte, TE	Tampa Bay Buccaneers
1989	3	79	Kim Phillips, DB	New Orleans Saints
1991	6	145	Erric Pegram, RB	Atlanta Falcons
	6	165	Scott Bowles, T	San Francisco 49ers
1995	6	205	Anthony Bridges, DB	Arizona Cardinals
2004	6	182	Cody Spencer, LB	Oakland Raiders
2021	4	129	Jaelon Darden, WR	Tampa Bay Buccaneers

\*AFL



## NFL NOTABLES

### FORMER MEAN GREEN IN THE SUPER BOWL (12 APPEARANCES)

VII:	Curt Knight, K	Washington Commanders
IX:	Joe Greene, DT	*Pittsburgh Steelers
	Ron Shanklin, WR	*Pittsburgh Steelers
X:	Joe Greene, DT	*Pittsburgh Steelers
XIII:	Joe Greene, DT	*Pittsburgh Steelers
XIV:	Joe Greene, DT	*Pittsburgh Steelers
XV:	Cedrick Hardman, DE	*Las Vegas Raiders
XXX:	Erric Pegram, RB	Pittsburgh Steelers
XXXVI:	John Baker, P	St. Louis Rams
XLVI:	Brian Waters, G	New England Patriots
XXXV:	Adrian Awasom, DL	*New York Giants
LIV:	Jeff Wilson, RB	San Francisco 49ers

\* – Team won Super Bowl | † – Injured; did not play

### FORMER MEAN GREEN TO WIN WALTER PAYTON NFL MAN OF THE YEAR

1979:	Joe Green, DT	Pittsburgh Steelers
2009:	Brian Waters, G	Kansas City Chiefs

### FORMER MEAN GREEN IN THE PRO BOWL (33 SELECTIONS)

1953:	Ray Renfro, HB/FL	Cleveland Browns
1954:	Bill Bishop, DT	Chicago Bears
1956:	Larry Strickland, C	Chicago Bears
1957:	Ray Renfro, HB/FL	Cleveland Browns
1960:	Ray Renfro, HB/FL	Cleveland Browns
1961:	Abner Haynes, HB	Kansas City Chiefs
1962:	Abner Haynes, HB	Kansas City Chiefs
1964:	Abner Haynes, HB	Kansas City Chiefs
1965:	Bobby Smith, HB	Buffalo Bills
1966:	Spider Lockhart, DB	New York Giants
1968:	Spider Lockhart, DB	New York Giants
1969:	Joe Greene, DT	Pittsburgh Steelers
1970:	Joe Greene, DT	Pittsburgh Steelers
1971:	Joe Greene, DT	Pittsburgh Steelers
	Cedrick Hardman, DE	San Francisco 49ers
	Curt Knight, K	Washington Commanders
1972:	Joe Greene, DT	Pittsburgh Steelers
1973:	Joe Greene, DT	Pittsburgh Steelers
	Ron Shanklin, WR	Pittsburgh Steelers
1974:	Joe Greene, DT	Pittsburgh Steelers
1975:	Joe Greene, DT	Pittsburgh Steelers
	Cedrick Hardman, DE	San Francisco 49ers
1976:	Joe Greene, DT	Pittsburgh Steelers
1978:	Joe Greene, DT	Pittsburgh Steelers
1979:	Joe Greene, DT	Pittsburgh Steelers
1980:	J.T. Smith, WR/RET	Kansas City Chiefs
1988:	J.T. Smith, WR/RET	Arizona Cardinals
2004:	Brian Waters, G	Kansas City Chiefs
2005:	Brian Waters, G	Kansas City Chiefs
2006:	Brian Waters, G	Kansas City Chiefs
2008:	Brian Waters, G	Kansas City Chiefs
2010:	Brian Waters, G	Kansas City Chiefs
2011:	Brian Waters, G	New England Patriots

\* selected but did not play due to injury | \*\* selected but did not play due to Super Bowl

HISTORY

### PRO FOOTBALL HALL OF FAME

#### JOE GREENE • DEFENSIVE LINE

Inducted in 1987 ... Played 13 years for the Pittsburgh Steelers ... four-time Super Bowl champion (IX, X, XIII, XIV) ... two-time NFL Defensive Player of the Year (1972, 1974) ... NFL Defensive Rookie of the Year (1969) ... NFL Man of the Year (1979) ... Eight-time All-Pro (1971-77, 1979) ... 10-time Pro Bowl (1969-76, 1978-79) ... NFL 1970s All-Decade Team ... NFL 75th Anniversary All-Time Team ... NFL 100th Anniversary All-Time Team ... Pittsburgh Steelers No. 75 retired ... Pittsburgh Steelers All-Time Team ... Pittsburgh Steelers Hall of Honor ... 77.5 career sacks

A 1968 consensus All-America at North Texas State, Joe Greene was Pittsburgh's No. 1 pick in the 1969 National Football League Draft. Almost from his first game, the 6-4, 275-pounder showed the superstar talents that established him as the defensive foundation in coach Chuck Noll's program that produced four AFC titles and four Super Bowl victories in the 1970s.

Playing left tackle, Greene was named the NFL Defensive Rookie of the Year in 1969 when he received the first of his 10 Pro Bowl invitations. He was named All-NFL five times and earned all-conference recognition 11 consecutive years from 1969 to 1979. In both 1972 and 1974, when Greene was selected as the NFL Defensive Player of the Year, he played a major role in his team's success.

He had career-high 11 sacks in 1972 when Pittsburgh reached the playoffs for the only the second time in franchise history and first since 1947. In a must-win game against Houston that season, Greene recorded five sacks and a fumble recovery that assured a 9-3 victory for the injury-riddled Steelers.

In 1974, Pittsburgh won its first AFC championship, followed by Super Bowl IX. That year, Greene developed the new tactic of lining up at a sharp angle between the guard and center to disrupt the opposition's blocking assignments. Against both Oakland in the AFC title game and Minnesota in Super Bowl IX, Greene was virtually unstoppable. His pass interception and a critical fumble recovery at the Pittsburgh 5-yard line were major factors in the demise of the Vikings.

Greene was armed with speed, quickness, strength and great determination, and at the peak of his career he could dominate a game almost single-handedly. A natural leader, he captained the Steelers' defensive unit beginning in 1977. Greene opened his career with a 91-game streak that was interrupted by injury in 1975. Durable, he played in 181 of a possible 190 regular-season games.



## ALL-PRO SELECTIONS

### **“MEAN” JOE GREENE**

Greene played for the Pittsburgh Steelers from 1969-81. He was a Pro Bowl selection 10 times and was the NFL Rookie of the Year in 1969. He recorded 66 quarterback sacks in his career and is regarded as one of the greatest defensive tackles in the history of the NFL. The anchor of the famed “Steel Curtain” defense that led the Pittsburgh Steelers to four Super Bowl titles, he was inducted into the NFL Hall of Fame in 1987. Greene was inducted into the National Football Foundation College Football Hall of Fame in 1983. He was the fourth player selected in the 1969 NFL Draft after earning All-America honors at North Texas in 1968.

### **ABNER HAYNES**

Haynes made his mark at North Texas as one of the first African-Americans to play college football in the southwest in 1957. He was an All-America pick in 1959 and signed with the Dallas Texans of the AFL after leading North Texas to the Sun Bowl. He was named AFL Player of the Year in 1960 and helped the Texans to the 1962 AFL Title. Haynes rushed for over 4,500 yards during his pro career and was an AFL All-Star from 1960-63. He had his number retired by the Kansas City Chiefs in 1988 and received the NCAA Silver Anniversary Award in 1985. In 2008, he was inducted into the Texas Sports Hall of Fame.

### **BRIAN WATERS**

Waters was one of the top offensive linemen in the NFL for several years, making four trips to the Pro Bowl and being named All-Pro twice. He was the recipient of the prestigious Walter Payton NFL Man of Year Award in 2009, being recognized for his charitable contributions in addition to his performance on the field. Waters was an undrafted free agent in 1999 before signing with and spending the majority of his career with the Kansas City Chiefs (2000-2010), while also spending time with the New England Patriots (2011) and Dallas Cowboys (2013). Waters was inducted into the Kansas City Chiefs Ring of Honor during the 2019 NFL season.

### **RAY RENFRO**

Renfro spent 12 years in the National Football League, all with the Cleveland Browns from 1952-1963. Renfro was a three-time selection to the Pro Bowl in 1953, 57 and 1960. He was drafted 48th overall in the 1952 NFL draft after a successful career at North Texas where he was named first team All-America running back by the Associated Press in 1951.

### **ZACH ORR**

Orr was named a 2016 Associated Press Second Team All-Pro selection in just his third season in the NFL. Originally signed as an undrafted free agent, Orr combined for 30 tackles during his first two seasons in Baltimore. He burst onto the scene as a starter in 2016 and led the Ravens in tackles with 132 (91 solo), while also posting three interceptions, a forced fumble and two fumble recoveries in 15 appearances. His 132 total tackles tied for ninth-most in the NFL. Unfortunately, Orr was forced to retire at the age of 24, due to a congenital neck condition prior to the 2017 season.

### **J.T. SMITH**

Smith earned his reputation in the NFL as one of the premiere punt returners of his time. Smith was selected to two Pro Bowl games and was once named first team All-Pro for his returning prowess, which he led the league with in both 1979 and 1980. He also led the NFL in receptions in 1987 as a member of the St. Louis Rams. Smith played 13 years with three different teams, including seven years with the Kansas City Chiefs, where he finished as the team’s all-time leader in punt returns.

### **CEDRIC HARDMAN**

Hardman played 12 years in the NFL, 10 with the San Francisco 49ers and two with the Oakland Raiders. Hardman was a first round draft pick (ninth overall) of the 49ers in 1970 and was a two-time Pro Bowl selection in 1971 and 1975. He is still the all-time sacks leader for the 49ers and was a member of the Raiders 1981 Super Bowl Championship team.



# NFL BREAKDOWN

## ARIZONA CARDINALS

### DRAFT CHOICES

YEAR	RND	PICK	NAME, POS.
1955	9	98	Charlie McGinty, E
1958	21	242	Ray Toole, B
1967	3	69	Vidal Carlin, QB
1995	6	205	Anthony Bridges, DB

### ALL-TIME ROSTER

NAME, POS.	YEARS
Chuck Beatty, DB	1972
Buddy Parker, FB	1937-43
Hurles Scales, DB	1974
JT Smith, WR	1985-90

## ATLANTA FALCONS

### DRAFT CHOICES

YEAR	RND	PICK	NAME, POS.
1966	5	80	Martin Kahn, T
1966	9	126	Bob Sanders, C
1968	9	221	Henry Holland, C
1991	6	145	Erric Pegram, RB

### ALL-TIME ROSTER

NAME, POS.	YEARS
Erric Pegram, RB	1991-94
Bob Sanders, LB	1967
John Starnes, P	1987

## BALTIMORE RAVENS

### DRAFT CHOICES

YEAR	RND	PICK	NAME, POS.
None			

### ALL-TIME ROSTER

NAME, POS.	YEARS
Nate Brooks, DB	2020
Zach Orr, LB	2014-16

## BUFFALO BILLS

### DRAFT CHOICES

YEAR	RND	PICK	NAME, POS.
1964	11*	81	Bobby Smith, HB

### ALL-TIME ROSTER

NAME, POS.	YEARS
Willie Parker, OL	1973-79
Kim Phillips, DB	1990
Bobby Smith, HB	1964-65

## CAROLINA PANTHERS

### DRAFT CHOICES

YEAR	RND	PICK	NAME, POS.
None			

### ALL-TIME ROSTER

NAME, POS.	YEARS
None	

## CHICAGO BEARS

### DRAFT CHOICES

YEAR	RND	PICK	NAME, POS.
1952	8	90	Bill Bishop, T
1953	13	150	Larry Strickland, C
1955	8	95	Gene Verkerk, T
1959	11	129	Ed Gray, T
1970	10	235	Glen Holloway, G
1970	16	391	Robert Helterbran, G

### ALL-TIME ROSTER

NAME, POS.	YEARS
Joe Abbey, D	1948
Bill Bishop, DT/T	1952-60
Glen Holloway, G	1970-73
Lloyd Lowe, DB	1953-54
Hurles Scales, DB	1974
Ron Shanklin, WR	1976
Larry Strickland, C	1954-59

## CINCINNATI BENGALS

### DRAFT CHOICES

YEAR	RND	PICK	NAME, POS.
1968	8	219	Ed Brantley, T
1968	10	273	James Russell, E
1973	14	355	Hurles Scales, DB

### ALL-TIME ROSTER

NAME, POS.	YEARS
None	

## CLEVELAND BROWNS

### DRAFT CHOICES

YEAR	RND	PICK	NAME, POS.
1952	4	48	Ray Renfro, B
1953	28	335	Ray Verkick, T
1955	2	25	Dean Renfro, B
1971	9	222	Wilbur Levels, DB

### All-Time Roster

NAME, POS.	YEARS
Quincy Armstrong, C	1954
Jaelon Darden, WR	2022
Glen Holloway, G	1974
Ray Renfro, HB	1952-63
Craig Robertson, LB	2012-15

## DALLAS COWBOYS

### DRAFT CHOICES

YEAR	RND	PICK	NAME, POS.
1976	9	264	Beasley Reece, DB

### ALL-TIME ROSTER

NAME, POS.	YEARS
Lance Dunbar, RB	2012-16
Toby Gowin, P	1997-99, 2003
Jamize Olawale, FB	2018-19
Beasley Reece, DB	1976
Brian Waters, G	2013
A.D. Whitfield, RB	1965

## DENVER BRONCOS

### DRAFT CHOICES

YEAR	RND	PICK	NAME, POS.
1960	1*	--	Bill Carrico, G
1963	15*	117	Winston Freeman, E
1969	16	400	Billy Wood, DB

### ALL-TIME ROSTER

NAME, POS.	YEARS
Abner Haynes, RB	1965-66
Steve Ramsey, QB	1971-76

## DETROIT LIONS

### DRAFT CHOICES

YEAR	RND	PICK	NAME, POS.
1965	12	165	Jim Moore, LB

### ALL-TIME ROSTER

NAME, POS.	YEARS
Lenny Dunlap, DB	1971
Garvin Mugg, T	1945
Buddy Parker, FB	1935-36
Willie Parker, OL	1980
Mark Witte, TE	1987

## GREEN BAY PACKERS

### DRAFT CHOICES

YEAR	RND	PICK	NAME, POS.
1954	11	123	Ken Hall, E
1964	12	167	Dwain Bean, B
1975	14	348	Stan Blackmon, TE

### ALL-TIME ROSTER

NAME, POS.	YEARS
LaDarius Hamilton, LB	2021-22
Hurles Scales, DB	1975

## HOUSTON TEXANS

### DRAFT CHOICES

YEAR	RND	PICK	NAME, POS.
None			

### All-Time Roster

NAME, POS.	YEARS
None	

## INDIANAPOLIS COLTS

### DRAFT CHOICES

YEAR	RND	PICK	NAME, POS.
1955	18	208	Charlie Shepard, B
1956	11	127	Dennis Shaw, E
1971	1	26	Lenny Dunlap, DB

### ALL-TIME ROSTER

NAME, POS.	YEARS
Phil Armour, C	2000
Lenny Dunlap, DB	1971
Jordan Murray, OT	2022
Dean Renfro, RB	1955
Royce Womble, HB	1954-57

HISTORY





# NFL BREAKDOWN

## JACKSONVILLE JAGUARS

### DRAFT CHOICES

YEAR	RND	PICK	NAME, POS.
None			

### ALL-TIME ROSTER

NAME, POS.	YEARS
None	

## KANSAS CITY CHIEFS

### DRAFT CHOICES

YEAR	RND	PICK	NAME, POS.
1960	1*	--	Abner Haynes, RB
1968	8	213	Lindon Endsley, C
1982	4	100	Louis Haynes, LB

### ALL-TIME ROSTER

NAME, POS.	YEARS
Abner Haynes, RB	1960-64
Louis Haynes, LB	1982-83
Donnie Joe Morris, RB	1974
JT Smith, WR	1978-84
Brian Waters, G	2000-10

## LAS VEGAS RAIDERS

### DRAFT CHOICES

YEAR	RND	PICK	NAME, POS.
1971	14	357	Tom Gipson, DT
2004	6	182	Cody Spencer, LB

### ALL-TIME ROSTER

NAME, POS.	YEARS
Thomas Gipson, DT	1971
Cedrick Hardman, DE	1980-81
Jamize Olawale, FB	2012-17

## LOS ANGELES CHARGERS

### DRAFT CHOICES

YEAR	RND	PICK	NAME, POS.
1962	23*	184	Dick Farris, G

### ALL-TIME ROSTER

NAME, POS.	YEARS
Lenny Dunlap, DB	1971
Jalen Guyton, WR	2019-22
Kemon Hall, DB	2021-22
Erric Pegram, RB	1997
Royce Womble, HB	1960

## LOS ANGELES RAMS

### DRAFT CHOICES

YEAR	RND	PICK	NAME, POS.
1954	26	310	Glenn Holtzman, T
1956	14	168	Tom Runnels, B
1960	14	158	Sammy Stanger, C
1962	4	44	Art Perkins, RB
1962	8	100	Dick Farris, G
1981	7	175	Ron Battle, TE

### ALL-TIME ROSTER

NAME, POS.	YEARS
John Baker, P	2000-01
Ron Battle, TE	1981-82
Lance Dunbar, RB	2017
Glenn Holtzmann, OL/DL	1955-58
John Love, WR/K	1972
Art Perkins, FB	1962-63

## MIAMI DOLPHINS

### DRAFT CHOICES

YEAR	RND	PICK	NAME, POS.
None			

### ALL-TIME ROSTER

NAME, POS.	YEARS
Nate Brooks, DB	2019
Patrick Cobbs, RB	2006-10
Abner Haynes, RB	1967
Jeff Wilson, RB	2022

## MINNESOTA VIKINGS

### DRAFT CHOICES

YEAR	RND	PICK	NAME, POS.
1964	8	103	Bill McWatters, RB

### ALL-TIME ROSTER

NAME, POS.	YEARS
Adrian Awasom, DE	2011
Tomur Barnes, DB	1996
Bill Bishop, DT/T	1961
Bill McWatters, FB	1964
Dennis Swiley, OL	1977-87

## NEW ENGLAND PATRIOTS

### DRAFT CHOICES

YEAR	RND	PICK	NAME, POS.
None			

### ALL-TIME ROSTER

NAME, POS.	YEARS
Perry Pruett, DB	1971
Brian Waters, G	2011

## NEW ORLEANS SAINTS

### DRAFT CHOICES

YEAR	RND	PICK	NAME, POS.
1970	5	126	Steve Ramsey, QB
1982	5	114	Tony Elliot, DE
1989	3	79	Kim Phillips, DB

### ALL-TIME ROSTER

NAME, POS.	YEARS
Tony Elliott, NT	1982-88
Toby Gowin, P	2000-02
Kim Phillips, DB	1989
Steve Ramsey, QB	1970
Craig Robertson, LB	2016-20
Creston Whitaker, WR	1972

## NEW YORK GIANTS

### DRAFT CHOICES

YEAR	RND	PICK	NAME, POS.
1949	18	175	Dick Nutt, B
1949	21	206	A.D. Cate, G
1951	26	314	Quincy Armstrong, C
1965	13	169	Carl Lockhart, DB

### ALL-TIME ROSTER

NAME, POS.	YEARS
Adrian Awasom, DE	2005-07
Spider Lockhart, DB	1965-75
Erric Pegram, RB	1997
Beasley Reece, DB	1977-83

## NEW YORK JETS

### DRAFT CHOICES

YEAR	RND	PICK	NAME, POS.
1972	13	324	Steve Sullivan, T

### ALL-TIME ROSTER

NAME, POS.	YEARS
Toby Gowin, P	2004
Abner Haynes, RB	1967
Brad Kassell, LB	2006-07
Cody Spencer, LB	2006-08

## PHILADELPHIA EAGLES

### DRAFT CHOICES

YEAR	RND	PICK	NAME, POS.
1950	25	326	Jim Eagles, C
1952	16	185	Jim Brewer, G

### ALL-TIME ROSTER

NAME, POS.	YEARS
None	



# NFL BREAKDOWN

## PITTSBURGH STEELERS

### DRAFT CHOICES

YEAR	RND	PICK	NAME, POS.
1948	8	64	Jim Cooper, C
1948	27	253	Felton Whitlow, T
1949	13	125	R.R. Walston, G
1958	25	295	Bill Groce, B
1959	16	187	Bill Carrico, G
1960	5	55	Abner Haynes, RB
1964	7	94	Bobby Smith, FB
1969	1	4	Joe Greene, DT
1969	7	160	Chuck Beatty, DB
1970	2	28	Ronnie Shanklin, WR
1976	15	431	Mel Davis, DE

### ALL-TIME ROSTER

NAME, POS.	YEARS
Chuck Beatty, DB	1969-72
Joe Greene, DT	1969-81
John Lott, OL	1987
Michael Minter, DL	1987
Erric Pegram, RB	1995-96
Ron Shanklin, WR	1970-74
Charlie Shepard, HB/DB	1956
Bobby Smith, HB	1966

## SAN FRANCISCO 49ERS

### DRAFT CHOICES

YEAR	RND	PICK	NAME, POS.
1953	21	248	Ken Bahnsen, E
1954	22	263	Ralph Reynolds, B
1958	28	335	Garland Warren, C
1963	19	260	Bob Price, G
1970	1	9	Cedrick Hardman, DE
1971	3	75	Willie Parker, C
1991	6	165	Scott Bowles, T

### ALL-TIME ROSTER

NAME, POS.	YEARS
Ken Bahnsen, FB	1953
Cedrick Hardman, DE	1970-79
Jeffery Wilson, RB	2018-22

## SEATTLE SEAHAWKS

### DRAFT CHOICES

YEAR	RND	PICK	NAME, POS.
None			

### ALL-TIME ROSTER

NAME, POS.	YEARS
None	

## TAMPA BAY BUCCANEERS

### DRAFT CHOICES

YEAR	RND	PICK	NAME, POS.
1979	3	78	Reginald Lewis, DE
1983	11	297	Mark Witte, TE
2021	4	129	Jaelon Darden, WR

### ALL-TIME ROSTER

NAME, POS.	YEARS
Jaelon Darden, WR	2021-22
Reggie Lewis, DL	1979-80
Beasley Reece, DB	1983-84
Mark Witte, TE	1983-85

## TENNESSEE TITANS

### DRAFT CHOICES

YEAR	RND	PICK	NAME, POS.
1962	18*	143	Art Perkins, FB

### ALL-TIME ROSTER

NAME, POS.	YEARS
Tomur Barnes, DB	1994-96, 97
Craig Birdsong, DB	1987
Rayford Cooks, DE	1987
Greg Davidson, C	1980-82
Brad Kassell, LB	2002-05
Cody Spencer, LB	2004-05

## WASHINGTON COMMANDERS

### DRAFT CHOICES

YEAR	RND	PICK	NAME, POS.
1951	23	268	Cecil Martin, B
1954	21	248	John Cavaglieri, T
1967	7	172	John Love, WR
1969	13	322	Michael Shook, DB
1971	16	400	Glenn Tucker, LB

### ALL-TIME ROSTER

NAME, POS.	YEARS
Tomur Barnes, DB	1994-96
Curt Knight, PK	1969-73
John Love, WR/K	1967
Tommy Runnels, HB	1956-57
JT Smith, WR	1978
Fred Washington, T	1968
A.D. Whitfield, RB	1966-68
Ted Wright, HB	1934-35

HISTORY



## LETTERWINNERS

NOTE: In the event of corrections, please email Taylor.Bryan@unt.edu.

## A

Joe Abbey, 1947  
Richard Abbe, 2010, 2011, 2012, 2013  
Chance Adair, 1996, 1997, 1998, 1999  
Oscar Adaway, 2020, 2022  
Adryan Adams, 2008, 2009  
Joe Adams, 1961, 1962  
Joshua Adebayo, 2018  
Ayodele Adedipe, 2010, 2011  
Ayo Adeyi, 2021, 2022  
Kartey Agbottah, 2006, 2007, 2008  
Craig Agnew, 1982-83  
J.B. Airhart, 1927  
Brandon Akpunku, 2008, 2009, 2010, 2011  
Derek Akunne, 2011, 2012, 2013, 2014  
Asher Alberding, 2020, 2021, 2022  
Josh Alexander, 2005  
Anthony Allen, 1991  
Brad Allen, 1990, 91  
Joe Allen, 1969  
Lee Allen, 1965-66  
Hut Allred, 1994, 1996, 1997, 1998  
Alfred Anderson, 1981, 1982, 1983  
Billy Anderson, 1968  
Courtney Anderson, 1974  
Robert Anderson, 1965, 1966  
Stacey Anderson, 1992, 1993  
Ward Anderson, 1939  
Chandler Anthony, 2018, 2019  
LaChris Anyiam, 2010, 2012, 2013  
Ramone Archie, 1998, 99  
Ronnie Arendall, 1956  
Nick Arizaga, 1978, 1979, 1980  
Phillip Armour, 1995, 1996, 1997, 1998  
Quincy Armstrong, 1949, 1950  
Tony Armstrong, 1974  
Bob Arnold, 1945, 1946, 1948  
Leke Asenuga, 2022  
Vernon Ashton, 1940, 1941  
Steve Atchley, 1968, 1969  
Earl Atkins, 1929, 1930, 1931  
John Atkins, 1975  
Shavod Atkinson, 2009, 2010  
Will Atterberry, 2009, 2010, 2011, 2012  
Jason Attaway, 1997, 1998, 1999  
Meredith Atwell, 1925, 1926  
Don Audas, 1956, 1957  
Austin Aune, 2020, 2021, 2022  
Adrian Awasom, 2001, 2002, 2003, 2004

## B

Frank Babb, 1975, 1976, 1977, 1978  
Blake Bahner, 1978, 1979  
Gene Bahnsen, 1951, 1952, 1953  
Kenneth Bahnsen, 1949, 1950, 1951  
Mike Bailey, 1964  
Tyler Bailey, 2006, 2007, 2008, 2009  
Chase Baine, 2010, 2011  
Don Baker, 1951, 1952, 1953, 1954  
John Baker, 1997, 1998, 1999  
Tony Baker, 1986, 1987  
Glen Balch, 1921  
Cordale Baldwin, 2003  
Jack Ball, 1982, 1983  
Jason Ball, 1999, 2000, 2001  
Wes Ballou, 1968, 1969  
Michahel Banogu, 2014, 2015  
Ajani Banks, 2006  
Starsky Banks, 1996, 1997, 1998, 1999  
Chris Barber, 2002  
Matt Barber, 1984  
Bernie Barbour, 1967, 1968, 1969  
Clarence Barnes, 1970  
Nelson Barnes, 1976, 1978, 1979, 1980  
Tomur Barnes, 1991  
Isaac Barnett, 1989, 1990  
Creighton Barr, 2015, 2016, 2017  
Harold Bartlett, 1946, 1947  
Mark Bartlett, 1983, 1984  
J. Horace Bass, 1919  
Ronnie Battle, 1977, 1978, 1980  
Dee Baukman, 2016, 2017

Richard Baxter, 1980, 1981  
Nick Bazaldua, 2002, 2003, 2004, 2005  
Bron Beal, 1985, 1986, 1987, 1988  
Blake Bean, 2015  
Dwain Bean, 1962, 1963  
Jason Bean, 2019, 2020  
Jeremy Bean, 2011  
Jeff Beard, 1979, 1980, 1981  
Charles Beatty, 1966, 1967, 1968  
Mark Beaty, 1975, 1976, 1977, 1978  
Russell Beck, 2001, 2002, 2003, 2004  
James Beckam, 1918  
Jake Beckham, 1942  
Aaron Bellazin, 2010, 2011, 2012, 2013  
Bruce Bell, 1975, 1976  
Sam Bell, 1945, 1946  
Ronnie Bell, 1965, 1966  
Brandon Belkin, 1922, 1923, 1925  
Allen Bennett, 1964  
Jonah Bense, 2001, 2002  
Bobby Benton, 1967  
George Benz, 1949, 1950  
John Berry, 1913  
Milton Bessent, 1951  
Kenneth Biggers, 1984, 1985, 1987  
Anthony Biggs, 1983  
Craig Birdsong, 1984, 1985  
Bill Bishop, 1949, 1950  
E.B. Bishop, 1925, 1926, 1927  
Joe Bishop, 1975  
John Bishop, 1972  
Roy Bishop, 2002, 2003  
Judie Bitner, 1954  
Stan Blackmon, 1974  
Gabe Blair, 2021, 2022  
Scott Blank, 1997, 1998  
Bob Blanks, 1920  
Andy Blount, 2001, 2002, 2003, 2004  
Robert Blowers, 1990  
Kermit Boaz, 1934, 1935, 1936  
Clay Bode, 1987, 1988, 1989, 1990  
Ben Boehnke, 1954, 1955  
Carroll Boland, 1964, 1965, 1966  
Aaron Bonds, 1970, 1971  
Wayne Bonner, 1945  
Mike Boone, 1995, 1996, 1997  
Ron Boston, 1996, 1997  
Bobby Bottles, 1976  
Ryan Boutwell, 2010, 2011, 2012, 2013  
Don Bowen, 1965  
Toby Bowen, 1979, 1980, 1981  
James Bower, 1963, 1964, 1965  
Phillip Bowers, 1952  
Jeff Bowles, 1994  
John Bowles, 1972, 1973  
Scott Bowles, 1987, 1988, 1989, 1990  
Charles Bowlin, 1951, 1952  
Ben Boyd, 1992  
Merle Boyd, 1960, 1961, 1962  
Richard Boyd, 1938  
Sidney Bradford, 1986, 1987, 1988  
O.L. Bradford, 1934  
D'Andre Bradley, 2015  
Dode Bradley, 1917, 1918  
Matt Bradshaw, 2001, 2002, 2003  
Bob Brady, 1942  
Chris Brainard, 2009  
E.M. Bralley, 1914  
Jacob Brammer, 2018, 2019, 2020, 2021  
Ja'Mel Branch, 2001, 2002, 2003, 2005  
Claude Brannan, 1919, 1921  
Ed Brantley, 1965, 1966, 1967  
Bill Brashier, 1949, 1950, 1951  
George Bray, 1970  
Jim Braymer, 1954, 1955, 1956  
Billy Brewer, 1985, 1986, 1987  
Carl Brewer, 1986, 1988  
Grady Brewer, 2022  
James Brewer, 1949, 1950  
Keegan Brewer, 2018  
N.H. Brewer, 1923  
Andy Brewster, 2001, 2002, 2003, 2004  
Jim Brewster, 1968, 1969  
Eric Bridges, 2000, 2001, 2002  
Richard Bridges, 1998, 1999, 2000, 2001  
Mike Briscoe, 1969, 1970

Phil Broadus, 1980, 1981, 1982, 1983  
David Brooks, 1991, 1992  
Nate Brooks, 2015, 2016, 2017, 2018  
Andy Broome, 1974  
Charles Brown, 2005, 2007, 2008  
Chris Brown, 1990, 1991, 1992, 1993  
Cole Brown, 2019, 2020, 2021, 2022  
David Brown, 1991, 1992, 1993, 1994  
Detraevon Brown, 2021  
Greg Brown, 2008, 2009, 2010, 2011  
Jeff Brown, 1975, 1976, 1977  
Jeremy Brown, 2004, 2005, 2006  
Jeremy Brown, 2012  
John Brown, 1974  
Jordan Brown, 2020, 2021, 2022  
Kevin Brown, 1979  
Lawrence Brown, 2006, 2007  
Roderick Brown, 2021, 2022  
Azal Browning, 1927, 1928, 1929  
L.L. Browning, 1926  
Jason Bruner, 2011  
Randy Bruns, 1980, 1981  
J.H. Buckingham, 1914  
Jonas Buckles, 2001, 2002, 2003, 2004  
Jimmy Burch, 1961, 1962, 1963  
Lonnie Burgess, 1982, 1983  
Bobby Burk, 1990  
Raymond Burks, 2012  
Hardy Burke, 1964, 1965, 1966  
Ken Burkhalter, 1960, 1961  
Jimmy Burkholder, 1973, 1974, 1975, 1976  
C.K. Burns, 1937  
David Burns, 1991, 1992  
Roderic Burns, 2020, 2021, 2022  
Beau Burruss, 2007  
Blake Burruss, 2004, 2005, 2006  
David Busby, 2012  
Antoine Bush, 2006, 2007, 2008, 2009  
Rico Bussey, Jr., 2017, 2018  
Bert Butaud, 1949, 1950  
Kenny Buyers, 2012, 2013, 2014, 2016  
Joey Byerly, 2004  
Daxton Byers, 2022  
Aubrey Byerly, 1970, 1971, 1972  
Brett Byland, 1990, 1991, 1992  
Chris Bynes, 2011, 2012  
Brandin Byrd, 2010, 2011, 2012, 2013  
Hal Byrd, 1958, 1959

## C

Brendan Campbell, 2012, 2013  
Byron Campbell, 2001  
W.M. Campbell, 1913  
Kip Camp, 1951, 1952  
Marcus Camper, 1985, 1986, 1987, 1988  
Tevinn Cantly, 2009, 2010, 2011, 2012  
Jeff Cantrell, 1985, 1986, 1987, 1988  
Carl Caldwell, 2014  
Chris Cardwell, 1984, 1985, 1987  
Evan Cardwell, 2001, 2002, 2003, 2004  
Darius Carey, 2009, 2010  
Vidal Carlin, 1965, 1966  
Brian Carlson, 2006, 2007  
Silakivai Carmichael, 2020  
C. L. Carr, 1941, 1942  
Herby Carr, 1963, 1964  
Bill Carrico, 1958, 1959  
Daizion Carroll, 2019, 2020, 2021  
Greg Carter, 1981, 1982, 1983  
Kenneth Carter, 1951  
Tyrone Carter, 2002, 2004, 2005, 2006  
Jordan Case, 1978, 1979  
Taylor Casey, 2000, 2001, 2002, 2003  
Walter Casey, 1987, 1988, 1989, 1990  
Dick Caskey, 1917  
Chris Cassidy, 2020  
Tory Castillo, 1993, 1994, 1995, 1996  
John Castrese, 1997  
A.D. Cate, 1946, 1947, 1948  
James Cate, 1932, 1933  
John Cavaglieri, 1951  
Mike Cavender, 1969  
George Cecil, 1973, 1974  
Andy Chambers, 1964  
Bruce Chambers, 1976, 1977, 1978, 1979  
Lonnie Chambers, 2003, 2004  
Terry Champagne, 1976, 1977, 1978  
Ken Chambliss, 1981  
Winston Chance, 1946  
Brelan Chancellor, 2010, 2011, 2012, 2013  
Jimmy Chaney, 2005  
Jeremiah Chapman, 2004, 2005, 2006, 2007  
Joe Chapman, 1922, 1923  
Keith Chapman, 1985, 1986, 1987, 1988  
Walter Chapman, 1973, 1974, 1975, 1977  
John Chappell, 1977  
David Chapple, 2020  
Carlen Charleston, 1980, 1981, 1982, 1983  
Desmon Chatman, 2006  
Aaron Chavers, 2003, 2004  
John Chelf, 2014  
Benny Cherry, 1993, 1994, 1996, 1997  
Willie Cherry, 1965, 1966  
Will Chinn, 1997, 2000  
Tim Christian, 1994, 1995, 1996, 1997  
Bill Christle, 1959, 1960, 1961  
Caleb Chumley, 2017, 2018  
John Chupp, 1992  
Justin Claborn, 2000, 2001, 2002, 2003  
Billy Ray Clark, 1949, 1950  
Richard Clark, 1990  
Colton Clay, 2011  
Dominic Clay, 1997  
Ervin Clay, 1939, 1940, 1941  
Lee Clay, 2002, 2003  
J.D. Clayton, 1940  
Raymond Clement, 1958, 1959, 1960  
Charles Clemmons, 1974, 1975  
Fred Clotiaux, 1949, 1950  
James Clotiaux, 1948  
Fred Cobbs, 1918, 1919  
John Cobb, 1918  
Patrick Cobbs, 2001, 2002, 2003, 2005  
Chris Coit, 1998  
Charlie Cole, 1956, 1957  
Mack Cole, 2008  
Vernon Cole, 1957, 1958, 1959  
Anthony Coleman, 1994, 1995, 1996  
Tubby Coleman, 1995, 1996, 1997, 1998  
Tim Collier, 1988  
A.V. Collins, 1946, 1947, 1948  
Bill Collins, 1913, 1914, 1916  
Carroll Collins, 1936, 1937  
Danny Collins, 1970  
Darrin Collins, 1986, 1987, 1988  
David Collins, 2006  
Milton Collins, 1978, 1979  
Williams Collins, 1918, 1919  
Caleb Colvin, 2018, 2019, 2020, 2021  
Jareid Combs, 2015, 2016  
George Compton, 1913  
Luke Conder, 2000, 2001, 2002, 2003  
Robert Conrad, 1999, 2000, 2002  
DaWaylon Cook, 2008, 2009  
J.F. Cook, 1942  
S. T. Cook, 1918  
Stanley Cook, 1985  
Tony Cook, 1987, 1988, 1989, 1990  
Rayford Cooks, 1980, 1981, 1982, 1983  
Mike Cooksey, 1973, 1976  
Chad Cooley, 2004, 2005, 2006  
Carter Cooper, 1980, 1981  
Hank Cooper, 1964  
Jerome Cooper, 1985, 1986, 1987, 1988  
Jim Cooper, 1946, 1947  
W.A. Cooper, 1915, 1918, 1919, 1920  
Roderick Cotton, 2004  
Mack Cope, 1961, 1962  
Chase Corley, 1998  
Zeb Cornist, 1998, 1999  
Roderick Cotton, 2005, 2006, 2007  
John County, 1991, 1992, 1993  
Garret Courtney, 1997, 1998  
Forrest Covin, 1939, 1940, 1941  
TaRon Covington, 2004, 2005  
Herman Cowley, 1927, 1928, 1929  
Billy Cox, 1976, 1977  
Boyd Cox, 1951  
Charles Cox, 1932, 1933, 1934  
Deavin Cox, 2004, 2005, 2006, 2007  
LeRoy Crabtree, 1927, 1928, 1929



# LETTERMEN

Richard Crawford, 1967, 1968  
William Crawford, 1927, 1928  
Kervin Crenshaw, 1993  
Dalton Criswell, 1942  
Winton Criswell, 1951, 1952  
Jimmy Croft, 1977, 1978, 1979, 1980  
Bill Cromer, 1947  
Cedric Cromer, 1993, 1994, 1995, 1996  
Keelan Crosby, 2018, 2020, 2021, 2022  
Mike Crowell, 1974  
Chuck Crowsey, 1980, 1981  
Alton Crum, 1959, 1960  
Noel Crum, 1989, 1990, 1991, 1992  
Fatty Cuest, 1917  
Eric Cuffee, 1984, 1985  
TJ Culberson, 2003, 2004  
Mack Cumby, 1974, 1976  
J.B. Cunningham, 1915  
Wilburn Curnutt, 1946  
Hal Curry, 1942  
Byron Curtis, 1999, 2000  
Zac Cypert, 1979, 1980, 1981

## D

C.R. Daffern, 1956  
Benige Daniels, 1933, 1934, 1935  
Bobby Daniels, 1979, 1980, 1981, 1982  
Darrell Daniels, 2001, 2002  
Jeff Daniels, 1994  
John Darby, 1956, 1957, 1958  
Jaelon Darden, 2017, 2018, 2019, 2020  
Matthew Dash, 2015  
Jacob Daulong, 2022  
Ryan Davenport, 2005, 2006, 2007, 2008  
Danny David, 1984  
Beau Davidson, 2004, 2005, 2006  
Bryan Davidson, 1991  
Christian Davidson, 2007, 2008, 2009  
Greg Davidson, 1976, 1977, 1978, 1979  
G.H. Davidson, 1923  
Guy Davidson, 1919, 1920, 1921, 1922  
Brady Davis, 1981, 1982, 1983  
Calvin Davis, 1995, 1996, 1997  
Chad Davis, 2013, 2014, 2015, 2016  
Dirk Davis, 1984, 1985  
Frank Davis, 1972, 1973  
Jake Davis, 2017  
John Davis, Jr., 2020, 2021  
KD Davis, 2018, 2019, 2020, 2021, 2022  
Leandre Davis, 2019  
Marquese Davis, 2008  
Melvin Davis, 1973, 1974, 1975  
Mike Davis, 1989, 1990  
Scott Davis, 1987, 1988, 1989, 1990  
Trey Davis, 2000, 2001, 2002  
Tyreke Davis, 2017, 2018, 2019, 2020, 2021  
Wallace Davis, 1921, 1922, 1923, 1924  
Duane Day, 1958, 1959  
Germaine Dawson, 2005, 2006, 2007, 2008  
Dustin Dean, 1998, 1999, 2000, 2001  
Trent Deans, 2009, 2010, 2011  
David Deaton, 1972, 1973, 1974  
Grady Deaton, 1916, 1917  
Erwin Debose, 1945, 1946, 1948  
Richard Defelice, 1991, 1992, 1993  
Ira DeFoor, 1941  
Horace DeFord, 1949, 1950  
Brent DeGroot, 1999, 2000, 2001  
Robbie Deheck, 2008, 2009  
Ivan Delgado, 2011, 2012  
Robert DeLong, 1951, 1952  
John Delaney, 1918  
Chacory Demart, 1995, 1996  
Norman Denney, 1957, 1959  
Wiley Denson, 1961  
Jesse DeSoto, 2007, 2008, 2009  
Sam Dibrell, 2007, 2008  
Kevin Dickerson, 2008, 2009  
Steve Dieb, 1977, 1978, 1979  
Dennis Dillard, 1973, 1974, 1975, 1976  
Malik Dilonga, 2014, 2015, 2016  
Billy Dinkle, 1947  
E.C. Ditttrich, 1935  
Larry Dixon, 1976, 1977, 1978, 1979  
Demario Dixon, 2010

Lester Dixon, 1985  
Preston Dixon, 1984, 1985, 1986, 1987  
Ray Dodds, 1949, 1950  
Riley Dodge, 2009, 2010  
Odell Dodson, 1922, 1923  
Mike Dooley, 1974, 1975, 1976  
Kenneth Dotson, 2020  
Ryan Downing, 2010, 2011  
Kelvin Drake, 2006, 2007, 2009, 2010  
Paul Draper, 1966, 1967  
Kirk Drew, 1949, 1950  
Bryce Drummond, 2022  
Erwin DuBose, 1948, 1949  
Albert Dudley, 1937, 1938  
Charles Duffey, 1949, 1950  
Kam Duhon, 2017  
Scott Dukatnik, 1990, 1991, 1992, 1993  
Lance Dunbar, 2008, 2009, 2010, 2011  
Jett Duncan, 2020, 2021, 2022  
Blake Dunham, 2012, 2014  
Donald Dunlap, 1973, 1974  
Leonard Dunlap, 1969, 1970  
Steve Dunn, 1971  
John Dunsworth, 1924  
Nate Durham, 2018, 2019, 2020, 2021  
Raifu Durodoye, 2005, 2006, 2007  
Robert Duty, 1958, 1959, 1960

## E

Jim Eagle, 1946, 1947, 1948  
Shawn Early, 2002, 2003, 2004  
Gary Easley, 1974, 1975  
Loren Easley, 2019  
Red Echols, 1928, 1929, 1930  
A. G. Edens, 1941  
Dralves Edwards, 1970, 1971  
John Edwards, 1971  
Leland Edwards, 1935, 1936  
E.J. Ejiya, 2016, 2017, 2018  
Henry Eke, 2006  
Jack Elder, 1931, 1933  
Lester Elder, 1932  
David Eliff, 1979, 1980  
Howard Ellenburg, 1937  
Tony Elliott, 1980, 1981  
David Ellis, 1964  
Mike Ellis, 1975  
Sed Ellis, 2013, 2014, 2015  
Lawrence Ellis, 1997, 1998, 1999, 2000  
Jerry Ellison, 1971, 1972  
Marquis Ellison, 2005  
Fred Ende, 1973, 1974, 1975  
Lindy Endsley, 1966, 1967  
Kent Englehardt, 1991, 1992, 1993  
Bryce English, 2018  
Lee English, 1978, 1979, 1980, 1981  
Trey Enterline, 2015, 2016  
Donald Ericks, 1989, 1990  
Brad Eskridge, 1987, 1988  
Zed Evans, 2013  
Andy Everest, 1974, 1975, 1976  
A.J. Ezzard, 2015

## F

Mack Faggett, 1980, 1981, 1982, 1983  
Tim Faison, 2018  
Darrin Faler, 1996, 1997  
Tim Falgout, 1962, 1963  
Luther Fambro, 1945, 1946, 1947, 1948,  
Gerald Farley, 1994, 1995  
Eugene Farmer, 1990  
Richard Farris, 1961, 1962  
Sean-Thomas Faulkner, 2021, 2022  
Don Fechtman, 1974, 1976, 1977  
Coleman Feeley, 2008, 2010, 2012  
Joe Ferguson, 1962, 1963  
Cedric Fernandes, 2015, 2017, 2018  
Guy Fernandez, 2005  
Herb Ferrill, 1946, 1947, 1948  
Lewis Fields, 1988, 1989, 1990  
Reggie Finch, 1991, 1992  
Mason Fine, 2016, 2017, 2018, 2019  
Robert Finklea, 1964, 1965  
Cortney Finney, 2015, 2016  
Mike Fisher, 1981, 1983

Robert Fisher, 1968  
Casey Fitzgerald, 2005, 2006, 2007, 2008  
Mike Flanagan, 1989, 1990  
Ed Fleming, 1985  
Ronnie Fleming, 1971, 1972  
Noe Flores, 1959, 1960, 1961  
Andy Flusche, 2014, 2015, 2016, 2017  
Ken Fontno, 1971  
Willie Forbes, 2015  
Charles Ford, 1989, 1990, 1991  
Edsel Ford, 1987, 1988  
Steven Ford, 2011  
Tony Ford, 1972, 1973, 1974  
Nance Formagus, 1940, 1941  
Aaron Fortenberry, 2009, 2010, 2011, 2012  
Avery Fortenberry, 2015  
Joel Foster, 2003, 2004, 2006  
Rudy Forti, 1994, 1995  
Tommy Fouts, 1937  
Guy Fowler, 1964, 1965  
Lyndon Fox, 1969, 1970, 1971  
Jimmy Franklin, 1969, 1970, 1971, 1972  
Troy Franklin, 2008  
Fred Freeman, 1928, 1929  
Winston Freeman, 1960, 1961, 1962  
Ulysses Fromm, 1922, 1923  
Asher Frow, 2019  
Kelly Fry, 1975, 1976, 1977  
Randy Fry, 1975, 1976  
Zach Fry, 1973, 1974  
Randall Fuller, 1990, 1991  
Bobby Furrh, 1946, 1948  
Brian Futrell, 1998, 1999

## G

DeShawn Gaddie, 2019, 2020, 2021, 2022  
Frank Gaines, 2010  
Kevin Galbreath, 2001, 2002  
Paul Gallamore, 1988, 1989, 1990  
Nick Gallo, 2022  
Bob Gandy, 1949, 1950  
Judge Gambill, 1927  
Bernard Gantt, 1913  
Randy Gardner, 2000, 2001, 2002  
Brandon Garner, 2015, 2016, 2017, 2018  
J.C. Garrett, 1973  
Dan Garza, 1942  
Tony Gates, 1996, 1997, 1998, 1999  
Mike Gattis, 1967, 1968  
Adkins Gay, 1933  
Clayton George, 1990, 1991, 1992, 1993  
Jaxon Gibbs, 2019  
James Gibson, 1966, 1967, 1968  
LeRoy Gibson, 1942, 1946  
Travis Gibson, 1990, 1991, 1992, 1993  
Joe Gieb, 1942, 1945, 1946  
Troy Gilbert, 1961  
James Victor Gill, 2007, 2008, 2009, 2010  
Richard Gill, 1968, 1969  
Steve Gilliland, 1994  
Conor Gilmartin Donohue, 2010  
Eddrick Gilmore, 2005, 2007, 2008, 2009  
Tom Gipson, 1969, 1970  
Lennis Givens, 1970  
Bryan Glass, 2007, 2008  
Rex Glendenning, 1976, 1977, 1978  
John Glenn, 1952  
Tommy Glenn, 1965, 1966  
Bill Glover, 1935  
Chris Glover, 1988  
Sam Golden, 1971, 1972, 1973  
Philip Gonzales, 1962, 1963, 1964  
Buck Goode, 1918, 1919, 1920  
Charles Goodson, 1960  
Derek Gordon, 1998, 1999  
Fred Gordon, 1977, 1978  
Robbie Gordon, 2007, 2008, 2009, 2010  
Terian Goree, 2015, 2016  
Ted Gosline, 1971, 1972, 1973  
Brian Gothard, 1991, 1992  
Toby Gowin, 1993, 1994, 1995, 1996  
Benny Graham, 1940, 1941  
Brad Graham, 2010, 2011  
Jeff Graham, 1994, 1995, 1996  
Wynne Graham, 1916, 1917

S.M. Granstaff, 1936  
Robert Grant, 1996, 1997  
Phillip Graves, 2003, 2004, 2005, 2006  
Anterrious Gray, 2020  
Dennis Gray, 1964  
Edgar Gray, 1956, 1957, 1958  
James Gray, 2015, 2016  
Tommy Gray, 1949, 1950, 1951  
Dominique Green, 2005, 2006  
Ollie Green, 1973, 1974, 1975, 1976  
Shawn Green, 1997  
Thomas Green, 1986, 1987  
Charles Greene, 1967  
DeLon Greene, 1990, 1991, 1992  
Joe Greene, 1966, 1967, 1968  
Major Greene, 1987, 1988, 1989, 1990  
Harold Greer, 1970  
Josh Greer, 2014, 2015  
I.B. Griffith, 1920, 1924, 1925  
Coylin Grimes, 1994, 1995, 1996, 1997  
Robert Griswold, 1967  
Bill Groce, 1957, 1958, 1959  
Byron Gross, 1987, 1988, 1989, 1990  
Sterling Guest, 1995, 1996  
Alphie Guillory, 2021, 2022  
Josh Gullely, 1995  
Var'Keyes Gumms, 2022  
Garrett Gunter, 2015  
Jalen Guyton, 2017, 2018

## H

Glynn Hachtel, 1969, 1970, 1971  
JP Hadley, 2022  
Eugene Haecker, 1957, 1959  
Marvin Hagan, 1977, 1978  
David Hagerman, 1977, 1978, 1979  
Greg Hahn, 1972  
Deion Hair-Griffin, 2018, 2019, 2020  
Cory Hall, 2002  
Kemon Hall, 2017, 2018  
Ken Hall, 1951, 1952  
Rodney Hall, 1994, 1995  
Scott Hall, 2000, 2001, 2003, 2004  
Jimmy Hamic, 1991  
Dick Hamilton, 1958, 1959  
James Hamilton, 2008, 2009, 2010, 2011  
LaDarius Hamilton, 2016, 2017, 2018, 2019  
Hugh Hamm, 1978, 1979  
Brad Hammit, 1973, 1975, 1976  
Bill Hammond, 1951  
Lateef Hampton, 1996, 1997  
John Hansard, 1919, 1920, 1921  
Artie Hanson, 1942  
Bob Hardie, 1951, 1952  
Cedric Hardman, 1968, 1969  
T. K. Hardy, 1949, 1950  
Burkley Harkless, 1965, 1966  
Dominique Harrison, 2019  
Hayden Harrison, 2019  
Robert Harmon, 2004, 2005, 2006  
Gabe Haro, 1999, 2000, 2001  
Lester Harper, 1980, 1981, 1982  
Lee Harrington, 1973, 1974  
Bob Harris, 1930, 1931  
Carlos Harris, 2012, 2013, 2014, 2015  
Jeff Harris, 1997, 1998, 1999, 2000  
Kevin Harris, 1982, 1983  
Sidney Harris, 1974, 1975  
E.B. Harriss, 1925, 1926  
Allan Harrison, 2003, 2004  
Hayden Harrison, 2018  
Bo Harrison, 1994, 1995, 1996, 1997  
Tommy Harrison, 2001, 2002, 2003, 2004  
Paul Hartsfield, 1991, 1992  
Aaron Harvey, 2003  
Nick Harvey, 2019  
Pete Harvey, 1978, 1979, 1980, 1981  
Richard Harvey, 1949, 1950, 1951  
Gerry Hawkins, 1960, 1961, 1962  
Carl Hayes, 1970  
Mike Hayner, 1971, 1972  
Abner Haynes, 1957, 1958, 1959  
Charles Haynes, 1967  
Howard Haynes, 1931, 1932  
Louis Haynes, 1979, 1980, 1981

HISTORY





## LETTERMEN

Jack Hays, 1952, 1953  
Lynn Heathman, 1988  
Clyde Hebert, 1970, 1971, 1972  
Cole Hedlund, 2018  
Don Helms, 1931  
Bart Helsley, 1989, 1990  
Bob Helterbran, 1968, 1969  
Jack Hemby, 1967  
Keronna Henderson, 2005, 2006, 2007, 2008  
Ralph Henderson, 1978, 1979, 1980  
R.C. Hendrix, 1975, 1976  
Rick Hendrix, 1979  
Chad Henkleman, 1993, 1994, 1995  
Mike Henry, 1975, 1976, 1977  
Randy Henry, 1967  
T.J. Henson, 2016, 2017  
George Herring, 1957, 1958, 1959  
Wilson Herring, 1931, 1932  
Julian Herron, 2010, 2011  
Darron Hester, 1998, 1999  
Lanier Hester, 1935, 1936, 1937  
Fred Hickman, 1949, 1950  
Michael Hickmon, 1999, 2000, 2001, 2002  
Gary Hicks, 1966  
Shawn Hicks, 1991, 1992  
Olvis Hicks, 1940  
Cliff Higgs, 2005, 2006, 2007  
Michael High, 1991, 1992, 1993, 1994  
Wayne Hightower, 1947  
Kameron Hill, 2021  
Kylie Hill, 2008, 2009  
Morcellius Hill, 1995, 1996, 1997  
Royce Hill, 2008, 2009, 2010, 2011  
Rusty Hill, 1980, 1981, 1982  
L.W. Hillian, 1936, 1937  
Richard Hinch, 1971, 1972  
Greg Hirsch, 1993, 1994  
George Hoagland, 1952, 1953  
Ian Hobbs, 2000, 2002, 2003  
Preshie Hodge, 1971  
Byron Hoffereck, 1986, 1987  
Robert Hoffman, 1995  
Joe Holbert, 1935, 1936  
Clint Holden, 1988  
Gabe Holivay, 2008, 2009  
Henry Holland, 1965, 1966, 1967  
Kendrick Hollie, 1996, 1997, 1998  
J.T. Hollins, 1974, 1975, 1976  
Chuck Holloway, 1959, 1960, 1961  
Glen Holloway, 1967, 1968, 1969  
Aaron Holly, 1999, 2000  
Louis Holman, 1971, 1972, 1973  
Maurice Holman, 2005, 2006, 2007  
Johnnie Holmes, 1980, 1981, 1982, 1983  
Glenn Holtzman, 1952, 1953  
Demonte Hood, 2016  
Dennis Hopovac, 2003, 2004, 2005, 2006  
Nick Hoppe, 1999, 2000  
Chris Hornbeak, 1993, 1994, 1995, 1996  
Kaylon Horton, 2022  
Randy Horton, 1989, 1990  
Christian Hosley, 2017, 2018  
Kevin Howard, 2000, 2001, 2002, 2004  
Oscar Howard, 1965  
Tom Howarth, 1928, 1928, 1929  
Maxwell Howe, 1941  
Kyle Howell, 2019, 2020, 2021  
Tom Howey, 1979, 1980, 1981, 1982  
Willie Hubbard, 2012  
Tommie Hudgins, 1946  
Randy Hudson, 1985  
Willis Hudson, 1993, 1994, 1995  
Roy Huffines, 1919  
Bill Hughes, 1917  
Bobby Hughes, 1951, 1952  
Griff Hughes, 1952  
Michael Hughes, 1980, 1982, 1983  
Willie Hughes, 1989, 1990, 1991, 1992  
Ronald Hull, 2006  
Rex Humbarger, 1971, 1972, 1974  
Roy Humphrey, 1968  
Ray Hundley, 1922, 1923, 1924, 1925  
David Hunt, 1982, 1983, 1985  
Steve Hunt, 1995, 1996, 1997  
W.A. Hunter, 1940  
Chris Hurd, 2000, 2001, 2002, 2003

Leslie Hurley, 1997  
Eli Hutchison, 2004, 2005

**I**  
Norm Ingebritsen, 1951, 1952  
Glenn Ingram, 1966  
Warren Isaac, 1972, 1973, 1974  
Willy Ivery, 2015, 2016  
James Ivy, 1966, 1967, 1968

**J**  
Mike Jacko, 1981, 1982, 1983  
Bernard Jackson, 1978, 1979  
BK Jackson, 2022  
Brandon Jackson, 2004, 2005, 2006, 2007  
Bryson Jackson, 2021  
Enoch Jackson, 2021, 2022  
Hilbert Jackson, 2011, 2012, 2013  
Jamaal Jackson, 2009, 2010  
Kelvin Jackson, 2009, 2010  
Quinetin Jackson, 2017, 2018  
Rashad Jackson, 2015  
Roland Jackson, 1992, 1993, 1994, 1995  
Ty Jackson, 1999, 2000, 2001  
Vance Jackson, 1973  
Zahodri Jackson, 2022  
Coy Jacobs, 1992, 1993  
H.G. James, 1913, 1914  
I.T. James, 1937, 1939  
Leonard James, 1938  
Sean January, 2010, 2011  
Harlan Jefferson, 1980, 1981, 1982, 1983  
Eric Jenkins, 2016, 2017  
Lavelle Jenkins, 1974, 1975  
Clay Jennings, 1992, 1993, 1994, 1995  
Leonard Jeter, 1963  
Antoinne Jimmerson, 2012, 2013, 2014, 2015  
Dick Johns, 1936, 1937  
Antonio Johnson, 2011, 2012, 2013, 2014  
Bill Johnson, 1986, 1987, 1988  
Brandon Johnson, 2013  
Breece Johnson, 2007, 2008, 2010, 2011  
Cam Johnson, 2017, 2018, 2019, 2020  
Charles A. Johnson, 1971, 1972, 1973  
Charles Johnson, 1975  
Clifford Johnson, 1938  
Churn Johnson, 1919  
D.O. Johnson, 2013  
Evan Johnson, 2017, 2018, 2019  
Forlando Johnson, 2010, 2011  
Garvin Johnson, 1925  
Isaiah Johnson, 2020, 2021, 2022  
Joe Johnson, 1996, 1997, 1998  
J.J. Johnson, 2008, 2009, 2011  
Julius Johnson, 1936, 1937, 1938  
Kadren Johnson, 2022  
Marvin Johnson, 1922, 1923,  
Rex Johnson, 1987, 1988  
Richard Johnson, 1951, 1952  
Robert Johnson, 2022  
Roderick Johnson, 2007, 2008  
Ta'Shoyn Johnson, 2020, 2022  
Tillman Johnson, 2014, 2015, 2016, 2017  
Tony Johnson, 2013, 2015  
Tre Johnson, 2015  
Andrew Jones, 1995, 1996, 1997  
Andrew Jones, 2015  
Calvin Jones, 1919  
Cooper Jones, 2013, 2014  
Craig Jones, 2000, 2001, 2002, 2003  
James Jones, 2013, 2014  
Lowell Jones, 1928  
Malcolm Jones, 1976, 1977, 1979, 1980  
Mike Jones, 1975, 1976, 1977  
Ronnie Jones, 1963, 1964  
Steve Jones, 1965  
Terry Jones, 1985  
Jonathan Jusiewicz, 2002

**K**  
Brad Kadubar, 2002, 2003, 2004  
Martin Kahn, 1963, 1964, 1965  
Brad Kassell, 1998, 1999, 2000, 2001  
Jeff Katon, 1985, 1986, 1987, 1988

Xzavior Kautai, 2022  
Josh Kay, 1999, 2000  
Buck Keahey, 1916, 1917, 1918  
Eric Keena, 2014, 2015, 2016  
Trey Keenan, 2016  
Tom Kelly, 1978  
Fred Kelsay, 1918, 1919  
Jolley Kelsay, 1935, 1936  
Horace Kembell, 1942, 1945, 1946  
Bill Kemplin, 1947, 1948  
Brandon Kennedy, 2000, 2001, 2002, 2003  
Alvin Kenworthy, 2018, 2019  
Paul Kerestine, 1978, 1979  
David Kervin, 1972, 1973  
Iseed Khoury, 1975, 1976, 1977  
Darvin Kidsy, 2013, 2014, 2015  
Don King, 1977, 1978  
Garry King, 1973, 1975, 1976, 1977  
Jamie King, 2017, 2018, 2019  
Leon King, 1957  
Bill Kirbie, 1959, 1960, 1961  
Kaydon Kirby, 2013, 2014, 2015  
David Kirk, 1973, 1975  
Frank Klein, 1957, 1958, 1959  
Harold Knight, 1963  
Jeremy Knott, 2008, 2009  
Sidney Knowles, 1922, 1923, 1924  
Wenton Knowles, 1932, 1934  
Markeith Knowlton, 2001, 2002, 2003, 2004  
Brad Koch, 1990, 1991  
Marc Koke, 1995, 1996, 1997  
Troy Kokjohn, 2008, 2009, 2010, 2011  
Mickey Koonce, 1954, 1955  
Ted Koonce, 1940, 1941  
Tony Krasniqi, 2017  
Kail Krider, 2007  
Carson Kropp, 2021, 2022  
J.B. Kuehl, 1942  
Julian Kuehl, 1946, 1948  
Will Kuehne, 2020  
Dennis Kuithe, 1980, 1981, 1982, 1983  
Herb Kunz, 1991  
Rich Kuranda, 1988  
Larry Kuykendall, 1973, 1974  
Roy Kyle, 1940

**L**  
Dennis Lackey, 1967  
Dan LaGrasta, 1951, 1952, 1953  
Charles Laine, 1951, 1952, 1953  
Bill Lalicker, 1945, 1946, 1947, 1948  
Bill Lammes, 1949, 1950  
David Lancaster, 1961  
Chris Land, 2000  
Charles Langford, 1919, 1920  
James Langston, 1986, 1987  
Bobby Lankford, 1951  
Melvin Lark, 1976, 1977, 1978, 1979  
Bill Lawhorn, 1949, 1950  
Jack Lawless, 1949, 1950  
Pete Lawless, 1947, 1948  
Frank Lawlis, 1960, 1961  
Clark Lawrence, 1972, 1973  
Michael Lawrence, 2016, 2017, 2018, 2019  
James Leatherwood, 1964  
Dayton LeBlanc, 2019, 2020, 2021  
Christian Lee, 2021, 2022  
Greg Lee, 1984, 1985  
Lairamie Lee, 2011, 2012, 2013, 2014  
Laymonde Lee, 1995, 1996, 1997, 1998  
Marlon Lee, 1999, 2000  
Robbie Legg, 1985, 1986, 1987, 1988  
William LeMasters, 2018, 2019  
Jim Lemming, 1977, 1978, 1979, 1980  
Dennis Lemmons, 1973, 1974  
Cyril Lemon, 2011, 2012, 2013, 2014  
Sifa Leota, 2022  
Nick Leppo, 2010  
Wilmer Levels, 1969, 1970  
Ralph Lewerenz, 1982, 1982, 1983  
B. J. Lewis, 2007, 2009, 2010  
Dhati Lewis, 1996, 1997  
George Lewis, 1976, 1977  
Glenn Lewis, 1977, 1978  
Henry Lewis, 1925

Reginald Lewis, 1975, 1976, 1977, 1978  
Robert Lewis, 2012, 2013  
Eric Lichty, 2007  
Peter Linck, 1962, 1963, 1964  
Alexander Lincoln, 2011, 2012, 2013, 2014  
Dick Lindsay, 1945, 1946, 1947, 1948  
Mike Linehan, 2018, 2019  
Jay Linville, 1982, 1983  
Dylan Lineberry, 2004, 2005, 2006  
Bernie Little, 1974, 1975, 1976  
Ret Little, 1967, 1968, 1970  
Phillip Littlejohn, 1995, 1996, 1997, 1998  
James Littlepage, 1961, 1962, 1963  
Jeff LoCaste, 1977, 1978, 1979  
Carl Lockhart, 1962, 1963, 1964  
Tim Loftin, 1975, 1976, 1977  
Bob London, 1928, 1929, 1930  
Jack London, 1920  
Audie Long, 1963, 1964, 1965  
Rondy Long, 1990  
Roy Loren, 2006  
Alex Lott, 2008, 2009, 2010  
Andy Lott, 1998, 1999  
David Lott, 1954, 1955, 1956  
John Lott, 1984, 1985  
John Love, 1965, 1966  
Chris Loving, 2014, 2015  
Lloyd Lowe, 1948, 1949, 1950  
Weldon Lucas, 1929, 1930  
Noel Luna, 2007  
H.H. Lundo, 1921  
Khatib Lyles, 2020, 2021, 2022  
Jarrod Lynn, 2014, 2015  
Richard Lynn, 1919  
Greg Lyssy, 1980, 1981, 1982

**M**  
Greg Mabra, 1991  
Blake Macek, 2013, 2014, 2015  
Dominique Mackey, 2001, 2003, 2004  
Ja'Mori Maclin, 2022  
Marshall Magill, 1913, 1914  
Dave Maggard, 1932, 1933  
David Magnenat, 1960, 1961, 1962  
Colt Mahan, 2006, 2007, 2008  
Mitch Maher, 1991, 1992, 1993, 1994  
Cannon Maki, 2015, 2016, 2017, 2018  
Henderson Malone, 1931, 1932  
Onel Malone, 1928, 1929  
Ed Maltony, 1954, 1955  
Roderick Manning, 1986, 1987, 1988  
Rogdrick Manor, 1994, 1995  
Michael Marr, 1967, 1968, 1969  
George Marshall, 2000, 2001, 2002  
Gordon Marshall, 1975  
Jamal Marshall, 2012, 2013, 2014, 2015  
Mike Marshall, 2011, 2012, 2013  
Cecil Martin, 1947, 1948, 1950  
Elbert Martin, 1931  
Jarrod Martin, 1998  
Kason Martin, 2020  
Paul Martin, 1974, 1975, 1976, 1977  
Roger Martin, 1934, 1935, 1936  
Wesley Martin, 1937  
J.D. Martinez, 1987, 1988, 1990  
Ernie Marvel, 1948, 1949, 1950, 1951  
Daryl Mason, 2012, 2013, 2014  
Corie Massey, 2000, 2002  
Johnny Mata, 1966, 1967  
Jeremi Mathis, 2009  
Travis Matlock, 2000  
Greg Matthews, 1990, 1991, 1992, 1993  
Paul Matthews, 1934  
Jason May, 2003, 2005  
Sean Mayes, 1990, 1991, 1992, 1993  
Riley Mayfield, 2017, 2018  
Dan McAlister, 1918, 1919, 1920  
Cougar McBride, 2001  
Fred McCain, 1945, 1946, 1947, 1948  
Kishawn McClain, 2014, 2015, 2016, 2017  
Bob McClendon, 1951, 1952  
Sam McClure, 1926, 1927, 1929, 1930  
Benny McCollum, 1959, 1960  
L.L. McCombs, 1924, 1925  
D'Leon McCord, 2010, 2011





# LETTERMEN

Brandon McCoy, 2010, 2011, 2012, 2013  
 Steve McCoy, 1969  
 Glen McCracken, 1915, 1918  
 Davontae McCrae, 2020  
 Cole McCrary, 2020, 2021  
 Loren McCray, 1919, 1920, 1921  
 Maurice McCray, 1922, 1923, 1924  
 James McCurin, 1977, 1978  
 James McDaniel, 1938, 1939, 1940  
 Kevin McDaniel, 1991  
 Colton McDonald, 2017  
 Ed McDonald, 1969, 1970  
 Danny McElroy, 1982, 1983  
 Ray McFarland, 1980  
 Gordon McFeders, 1984, 1985, 1986, 1987  
 Ray McGallion, 1949, 1950, 1951  
 Don McGee, 1999, 2000, 2001, 2002  
 Randal McGee, 1949, 1950  
 John McGill, 1988, 1989, 1990  
 Bill McGinnis, 1960  
 Charlie McGinty, 1951, 1952, 1953  
 David McGinty, 1986, 1987, 1988  
 Efrum McGowan, 1981, 1982, 1983  
 Broderick McGrew, 1996, 1997, 1998, 1999  
 James McIngvale, 1972, 1973  
 Leland McIntyre, 1939, 1940  
 Chris McIver, 1999, 2000, 2001, 2002  
 Dan McIver, 2000  
 Dwyer McKeith, 1997  
 Shawn McKinney, 2013  
 Vertis McKinney, 1994, 1995  
 LaDarrin McLane, 1997, 1998, 1999, 2000  
 Shane McLaughlin, 1991, 1993, 1994, 1995  
 Mitch McManus, 1981, 1982, 1983  
 Darrian McMillan, 2019  
 Russell McMillan, 1990, 1991, 1992  
 Zhighil McMillian, 2022  
 Arther McNac, 2003, 2004  
 Darrien McNair, 2015  
 Mark McNeely, 1978  
 Jim McNeill, 1927  
 Ned McNeill, 1945, 1946, 1947, 1948  
 Andrew McNulty, 2011, 2014, 2015  
 Bill McWatters, 1962  
 Lloyd McWhirter, 1941  
 Daniel Meager, 2005, 2006, 2007, 2008  
 Connor Means, 2017  
 Matt Menard, 2007, 2008  
 Derek Mendoza, 2004, 2005, 2006, 2007  
 Tony Merriwether, 1980, 1981, 1982, 1983  
 Leonard Mershon, 1937, 1938  
 Tom Middaugh, 1984, 1985, 1986, 1987  
 Albert Mikeška, 1941, 1941  
 Chris Miles, 2015, 2016  
 Ben Miller, 2000, 2001, 2002  
 Carl Miller, 1922, 1923, 1924, 1925  
 Chris Miller, 2002, 2003, 2004, 2005  
 Drew Miller, 2011, 2012, 2013  
 Don Miller, 1976  
 Jackie Miller, 1971  
 Joseph Miller, 2005, 2006, 2007, 2008  
 Kevin Miller, 1985, 1986, 1987, 1988  
 Ron Miller, 1976  
 Chuck Mills, 1968, 1969  
 Jason Mills, 1994, 1995, 1996, 1997  
 Andy Milum-Lott, 1998  
 Calvin Minor, 2014, 2015, 2016  
 Mike Minter, 1984, 1985  
 James Mitchell, 2003, 2004, 2005, 2006  
 Julius Mitchell, 1976, 1977, 1978, 1979  
 Mark Mitchell, 1994  
 Joe Milton, 1969, 1970  
 Joey Missildine, 1991, 1992  
 Shields Mitchell, 1949  
 Walter Mitchell, 1937, 1938  
 James Moffitt, 1969  
 Mark Molampy, 2001  
 Art Molina, 1981-82  
 Chris Moncrief, 1972  
 Brandon Monroe, 2004, 2005, 2006, 2007  
 Byron Monroe, 2013  
 Charles Monroe, 1987, 1988, 1989, 1990  
 Cam Montgomery, 2008, 2009  
 Carl Montgomery, 1941  
 Corbin Montgomery, 1997, 1998  
 Jalen Montgomery, 2015

Wes Montgomery, 1987, 1988  
 Health Moody, 1997, 1998, 1999, 2000  
 Monty Moon, 1984, 1985, 1986, 1988  
 Ethan Mooney, 2018, 2019, 2020, 2021, 2022  
 Barry Moore, 1968, 1969  
 Ben Moore, 1952, 1953  
 Curtis Moore, 1965, 1967  
 Elbert Moore, 1927, 1928  
 Jameel Moore, 2016, 2018, 2019  
 James Moore, 1962, 1963, 1964  
 John C. Moore, 1918  
 J.D. Moore, 1931, 1932  
 Kevin Moore, 2003, 2004  
 Red Moore, 1917  
 Rodney Moore, 1981, 1982, 1983  
 Sid Moore, 2014, 2015  
 Trevor Moore, 2014, 2015, 2016, 2017  
 U.G. Moore, 1928  
 Kaci Moreka, 2021, 2022  
 Thomas Moreland, 2007  
 David Morgan, 1997, 1998, 1999  
 Velton Morgan, 1989, 1990  
 Alec Morris, 2016  
 Alex Morris, 2018, 2019, 2020  
 David Morris, 1977, 1978, 1979, 1980  
 Dorian Morris, 2021  
 Peter Morriss, 1973, 1975, 1976  
 Marty Morrison, 1976, 1977, 1978, 1979  
 Manase Mose, 2018, 2019, 2020, 2021, 2022  
 Sosaia Mose, 2017, 2018, 2019  
 Andre Mosely, 1980, 1981, 1982, 1983  
 Wendall Mosely, 1990, 1991  
 Dale Moses, 1979, 1980, 1981, 1982  
 Micah Mosley, 2007, 2008, 2009, 2010  
 Bill Moss, 1959  
 Howard Moss, 1973, 1974, 1975  
 Wayne Mueller, 1961, 1962, 1963  
 Jeff Muenchow, 1999, 2000, 2001, 2002  
 Garvin Mugg, 1942  
 Khairi Muhammad, 2016, 2017, 2018, 2019  
 Troy Mullins, 1932, 1933  
 Durwood Mumford, 1941, 1947  
 Gabriel Murphy, 2020, 2021  
 Grayson Murphy, 2020, 2021  
 Scott Murphy, 1995, 1996  
 Charles Murray, 1977, 1978  
 Jordan Murray, 2015, 2016, 2017, 2018  
 Tom Murskie, 1964, 1965  
 Milton Musick, 1942  
 Zachary Muzzy, 2004, 2005, 2006  
 Roy Myers, 1968, 1969  
 Terence Myracle, 1926  
 Williams Myers, 1918, 1919, 1920, 1925

**N**  
 Boyce Nail, 1938, 1939, 1940  
 Paul Nance, 1979, 1980, 1981, 1982  
 Chris Neal, 2007, 2008, 2009  
 David Neale, 1964, 1965  
 Butch Neasley, 1967, 1969  
 Brian Nelson, 2007  
 Gordon Nelson, 1963  
 John Ed Nelson, 1964  
 Kendell Nelson, 1984, 1985, 1986, 1987  
 Tommy Nelson, 1971  
 Chris Nevins, 2003, 2004  
 Roy Newman, 1951, 1953  
 Jonathan Newton, 1978, 1979  
 James Nichols, 1932, 1933, 1934  
 Larry Nixon III, 2019, 2020, 2021, 2022  
 Winton Noah, 1924, 1925, 1926  
 Damion Nobles, 2003, 2004  
 H.C. Nolte, 1942  
 Levene Norman, 1972, 1973  
 Ed Norris, 1940  
 Dion Novil, 2018, 2019, 2020, 2021  
 Latif Nurudeen, 2007, 2008  
 Richard Nutt, 1947, 1948  
 Febechi Nwaiwu, 2022  
 Joel Nwigwe, 2002, 2003, 2005, 2006  
 Tobe Nwigwe, 2006, 2008, 2009  
 Larry Nyquist, 1956

**O**  
 K.C. Obi, 2009, 2010, 2011, 2012  
 Jimmy Odoms, 1975, 1976, 1977, 1978  
 Walter O'Farrell, 1949, 1950  
 Bill Oglesby, 1942, 1945, 1946, 1947  
 E.O. Oglesby, 1914, 1915  
 Ford Oglesby, 1913, 1914, 1915  
 Austin Ogunmakin, 2019, 2020  
 Jamize Olawale, 2010, 2011  
 Zach Olen, 2010, 2011, 2012, 2013  
 Mike Oliphant, 1976, 1977, 1978, 1979  
 Joe Oliver, 1958, 1959, 1960  
 Ivan Oliver, 1922, 1923, 1924  
 Ken O'Neill, 1971, 1972  
 Sutton Orenbaum, 1940, 1941  
 Austin Orr, 2013, 2014, 2015  
 Zach Orr, 2010, 2011, 2012, 2013  
 Brent Osborn, 2012  
 Chris Osborne, 1979  
 Michael Outlaw, 2009, 2011  
 Bobby Owen, 1972, 1973, 1974, 1975  
 Ed Owens, 1984, 1985, 1986, 1987  
 Sam Owusu-Hemeng, 2007, 2008, 2009  
 Joe Ozougwu, 2017, 2018, 2019

**P**  
 Sam Pack, 1972  
 Alex Pahulu, 2000, 2001  
 Jerry Pair, 1959  
 Ron Paris, 1998, 1999, 2000, 2001  
 Brian Parish, 2019  
 Sam Parker, 2000, 2001  
 Walt Parker, 1938, 1939  
 W.E. Parker, 1938  
 Willie Parker, 1969, 1970  
 Montrell Parks, 2001, 2002  
 Terry Parks, 1959, 1960  
 Zane Paschall, 1985, 1986, 1987, 1988  
 Blake Patterson, 2017  
 Ephraim Patterson, 2005  
 Vince Patterson, 1996, 1997, 1998, 1999  
 Zach Paul, 2013  
 Bryan Paxton, 1989, 1990  
 Crillon Payne, 1938, 1939  
 Robert Peachey, 2006  
 Jeremy Pearl, 2001, 2002, 2003  
 Charles Peck, 1967  
 Erric Pegram, 1988, 1989, 1990  
 Homer Pegram, 1933, 1934, 1935  
 Reggie Pegram, 2013, 2014  
 John Pegues, 1974  
 Shelton Pendarves, 1971, 1972, 1973  
 Robert Penn, 1988  
 A. J. Penson, 2007, 2008, 2009, 2010  
 Robert Pentecost, 1936  
 Arthur Perkins, 1959, 1960, 1961  
 James Perry, 1978, 1979, 1980  
 Corry Pertile, 1997, 1998, 1999, 2000  
 Fred Pertile, 1997, 1998, 1999, 2000  
 Steve Petcavage, 1976  
 Andre Phillips, 1996, 1997, 1998  
 Cecil Phillips, 1939  
 James Phillips, 1936  
 Jeremy Phillips, 2009, 2010, 2011, 2012  
 Kevin Phillips, 1986, 1987  
 Kim Phillips, 1986, 1987, 1988  
 Matt Phillips, 2005, 2006, 2007, 2008  
 Rudolph Phillips, 1977, 1978, 1979, 1980  
 Jerry Pickens, 1983  
 Paul Pierson, 1931, 1932, 1933  
 Mike Pirkle, 1960, 1961, 1962  
 Jason Pirtle, 2017, 2019, 2020, 2021  
 Steve Piskor, 1990, 1991  
 Chase Pistole, 2005  
 Rex Pitts, 1965  
 D'Andre Plantin, 2019  
 Lynrick Plesant, 2011, 2012, 2013  
 Sam Pogue, 1949, 1950, 1951  
 Chad Polk, 2012, 2013, 2014, 2015  
 T.A. Pollan, 1920, 1921, 1925  
 Matt Ponce, 2009  
 Gene Pool, 1985, 1986, 1987, 1988  
 Lawrence Pool, 1929, 1930  
 Dwight Poole, 1985, 1986, 1987  
 Marcell Porter, 2015  
 Ted Pospisil, 1967, 1968  
 James Potts, 1913, 1914  
 Tommie Powell, 1971

Frank Powers, 1940, 1941  
 Andrew Power, 2011, 2012  
 J.W. Powledge, 1914  
 Ashton Preston, 2015, 2016, 2017  
 Thomas Preston III, 2019  
 Bobby Price, 1961, 1962  
 Greg Price, 1993, 1994  
 Tom Price, 1964, 1965, 1966  
 Larry Priestley, 1965  
 Walter Priestley, 2001, 2002, 2003, 2004  
 Daniel Prior, 2009, 2010, 2011, 2013  
 Perry Pruett, 1968, 1969, 1970  
 Michael Pruitt, 2003, 2004  
 Sky Pruitt, 2004, 2005, 2006  
 Joe Mack Pryor, 1957, 1958  
 Ryan Pullin, 1991  
 Jim Puryear, 1952, 1953  
 John Pyszynski, 1970, 1971

**Q**  
 Charles Qualls, 1949, 1950, 1951  
 Mark Quinlan, 1968, 1969  
 Johnny Quinn, 2003, 2004, 2005, 2006

**R**  
 Ikaika Ragsdale, 2021, 2022  
 Howard Ramey, 1957  
 Kelly Ramsey, 1995  
 Steve Ramsey, 1967, 1968, 1969  
 J.R. Randle, 1999, 2000, 2001, 2002  
 Willie Ransom, 2005  
 Kortlin Rausaw, 2022  
 David Ray, 1975, 1976, 1977  
 Glen Ray, 1975, 1976  
 Justin Ray, 1993, 1994, 1995, 1996  
 Bob Reams, 1947, 1948  
 Jay Record, 1980, 1981  
 Troy Redwine, 1993, 1994, 1995  
 Beasley Reece, 1973, 1974, 1975  
 Charles Reece, 1990, 1991  
 Dan Reeder, 1981, 1982, 1983  
 DeWayne Reeder, 1984, 1985  
 Gene Reese, 1967  
 Tony Reese, 1965, 1968  
 Barrett Reeves, 1942  
 Otis Reeves, 1935, 1937  
 Wylie Reinhardt, 2014, 2015, 2016  
 Brett Renfro, 1993, 1994, 1995, 1996  
 Dean Renfro, 1951, 1952, 1953  
 John Renfro, 1954, 1955  
 Ray Renfro, 1949, 1950, 1951  
 Zene Renfro, 1979, 1980, 1981, 1982  
 Ryan Renfro, 2014, 2015  
 Rex Repass, 1934, 1935, 1937  
 Tye Rexrode, 2006  
 Mac Reynolds, 1954, 1955, 1956  
 Ralph Reynolds, 1951, 1952  
 Mike Rhone, 1984, 1985, 1986, 1987  
 Clay Rice, 1928  
 Don Rice, 1971  
 Ronny Rice, 1957, 1958, 1959  
 Sam Rice, 2015, 2016  
 Jeff Richards, 1930  
 Mazin Richards, 2022  
 Bobby Richardson, 1960  
 Marvin Richardson, 1982, 1983  
 Paul Richardson, 1942  
 Charles Ricks, 1937, 1938  
 Chris Ridgeway, 2000  
 Louis Rienzi, 1945, 1946, 1947, 1948  
 James Riggs, 1939, 1940  
 Frank Riley, 1922, 1923, 1926  
 Ron Riley, 1996, 1997  
 Todd Rimbey, 1995, 1996  
 Johnnie Riola, 1938, 1939, 1940  
 Dallas Rish, 1930, 1932, 1933  
 Thomas Ritchey, 1966  
 Kaghren Roach, 2022  
 John Roady, 1922, 1923  
 Ralph Roberson, 1985, 1986, 1987, 1988  
 Ray Roberson, 1949, 1950  
 Sam Roberson, 2008, 2009  
 Jake Roberts, 2021, 2022  
 Jarrian Roberts, 2013, 2014, 2015, 2016  
 Jordan Roberts, 2018



## LETTERMEN

Nathan Roberts, 2000  
 Cam Robertson, 2022  
 Craig Robertson, 2007, 2008, 2009, 2010  
 Ed Robertson, 1946  
 Evan Robertson, 2006  
 Foster Robinson, 1913  
 Jerry Robinson, 1972  
 Taylor Robinson, 2016, 2017, 2018, 2019  
 Willie Robinson, 2015, 2016  
 Jeff Rodgers, 1997, 1998, 1999, 2000  
 Bernardo Rodriguez, 2020, 2021, 2022  
 A.B. Rogers, 1933  
 Bill Rogers, 1949, 1950, 1951  
 James Roller, 1977  
 Rex Rollins, 2013, 2015  
 Scott Rollins, 1997, 1998, 1999  
 Eryn Roman, 2007  
 Ronnie Romike, 1963, 1964, 1965  
 Chad Rose, 2005, 2006, 2008  
 Morris Rose, 1958, 1959  
 Steve Rose, 1965, 1968  
 Draylen Ross, 2006, 2008, 2009, 2010  
 Richard Ross, 1978  
 Forrest Rucker, 2009  
 Jace Ruder, 2021  
 Nick Ruggerie, 1940  
 Ramon Ruiz, 1956  
 Tommy Runnels, 1952, 1953, 1954  
 James Russell, 1965, 1966, 1967  
 Jerry Russell, 1956, 1957  
 Kyle Russo, 2008  
 O'Keeron Rutherford, 2015, 2016, 2017  
 Earl Rutledge, 1913, 1914  
 Bill Ryan, 1961, 1962, 1963  
 John Ryan, 2000, 2001, 2002

## S

Jay Saad, 1982, 1983  
 Tuulau Sa'afii, 2019  
 Steve Sakis, 1972  
 Kregg Sanders, 1987, 1988  
 Makyle Sanders, 2017, 2018, 2019, 2020, 2021  
 Robert Sanders, 1964, 1965  
 Esteban Santiago, 2007, 2008, 2009, 2010  
 Kendrick Sapp, 1996, 1997, 1998, 1999  
 Konockus Sashington, 2012  
 Hurlis Scales, 1971, 1972  
 John Schilleci, 2013, 2014, 2015, 2016  
 Johnny Schindler, 1984, 1985  
 Herbert Schulze, 1960, 1961, 1962  
 Paul Schulze, 1980, 1981, 1982  
 Casey Schutz, 2010, 2011  
 Fred Scott, 2013, 2014, 2015, 2016  
 Clare Seay, 1931, 1932  
 Gayle Sebastian, 1933  
 Bryant Seidle, 2006, 2008, 2009  
 J.R. Selexman, 1990  
 W.B. Self, 1942  
 Ken Selph, 1961, 1962, 1963  
 Quinn Shanbour, 2017, 2018  
 Fritz Shankles, 1915  
 Ronnie Shanklin, 1967, 1968, 1969  
 Joe Sharp, 1942  
 Dennis Shaw, 1954, 1955  
 Jerrell Shaw, 1957, 1958  
 Bruce Shaw, 1942  
 Rick Shaw, 1971, 1972, 1973  
 Floyd Shawver, 1929, 1931  
 Bill Sheffield, 1938, 1939, 1940  
 Charles Shepard, 1951, 1952, 1953, 1954  
 John Shepherd, 1974  
 DeWayne Sheppard, 1987, 1988  
 Robert Sheppard, 1934, 1935, 1936  
 Jim Sherburn, 1956, 1957, 1958  
 Strickland Shoefner, 1941  
 Harold Shoemaker, 1936, 1942  
 Johnny Shoemaker, 1936, 1938  
 Michael Shook, 1967, 1968  
 John Shorter, 2008, 2009, 2010, 2011  
 Jyaire Shorter, 2019, 2022  
 Phil Shotland, 1971, 1972, 1973  
 Paul Shotwell, 1975, 1976, 1977  
 Dan Shurley, 1992, 1993  
 Tre Siggers, 2018, 2019, 2020  
 Fred Sigler, 1928, 1929

Luis Silva, 1991, 1992, 1993, 1994  
 Bruce Simmons, 1957, 1958  
 James Simmons, 1922, 1923, 1924  
 Charles Simpson, 1981, 1982, 1983  
 Deonte Simpson, 2019, 2020  
 Ilias Simpson, 2003, 2004  
 Richard Sims, 1984, 1985  
 Walter Sims, 1976, 1977, 1978  
 Mike Sizelove, 1981, 1983  
 Ted Sizemore, 1920  
 George Skipper, 1954  
 Fred Slack, 1921, 1922, 1923, 1924  
 Phillip Slater, 1956, 1957  
 Jordan Smart, 2022  
 Rudolph Smart, 1927, 1928  
 Ted Smart, 1926  
 Turner Smiley, 2014, 2015, 2016, 2017  
 A.J. Smith, 2015  
 Andrew Smith, 2002, 2003  
 Basil Smith, 1942  
 Bert Smith, 1917  
 Brad Smith, 1993, 1994  
 Brian Smith, 1994, 1995  
 Bobby Smith, 1961, 1962, 1963  
 Charlie Smith, 1978, 1979, 1980, 1981  
 DaMarcus Smith, 2015  
 Dan Smith, 1959, 1961  
 Darnell Smith, 2012, 2013  
 Don Smith, 1954, 1955, 1956  
 Ellery Smith, 1990  
 Garry Smith, 1974, 1975  
 Gary Smith, 1975, 1976, 1977  
 Ira Smith, 2009, 2010  
 Isiah Smith, 2007, 2008  
 James Smith, 1970, 1971  
 James F. Smith, 1945, 1946, 1947, 1948  
 Jaylen Smith, 2021  
 J.T. Smith, 1974, 1975, 1976, 1977  
 Kelvin Smith, 2016, 2017, 2018, 2019  
 Ken Smith, 1975, 1976, 1977  
 LaJaylin Smith, 2012  
 Larry Smith, 1974, 1975  
 Lou Smith, 1986, 1987, 1988  
 Marcus Smith, 2013, 2014, 2015  
 Mark Smith, 1980  
 Nic Smith, 2017, 2018, 2019, 2020  
 Raymond Smith, 1929, 1930, 1931  
 Royce Smith, 1973, 1976  
 Tanner Smith, 2011, 2012, 2013, 2014  
 Todd Smith, 1983, 1984, 1985  
 Tommy Smith, 1954, 1955  
 Whit Smith, 1979, 1980  
 John Snead, 1954, 1955  
 C.B. Snyder, 1920  
 Harrison Sorge, 2015  
 Weston Squire, 2009, 2010, 2011  
 Cecil Sountagg, 1931, 1932  
 Mike South, 1990, 1991  
 Bill Spencer, 1966  
 Cody Spencer, 2000, 2001, 2002, 2003  
 Richard Spencer, 1966  
 Thomas Spencer, 2000  
 Truman Spencer, 2005, 2006, 2007, 2008  
 Brad Spinks, 1993, 1994, 1995, 1996  
 Charles Sportsman, 1924, 1925  
 Carl Sprock, 1983, 1984, 1985  
 Spencer Stack, 1999, 2000, 2001  
 Tom Standifer, 1914  
 Sammy Stanger, 1957, 1958, 1959  
 Bobby Stansel, 1954  
 C.H. Starnes, 1913, 1914  
 John Starnes, 1981, 1982, 1983  
 Steve Stephenson, 1917  
 Ron Sterling, 1998, 1999  
 Joe Stevenson, 1978, 1979, 1980  
 Montey Stevenson, 2004, 2005, 2006, 2007  
 Doug Stewart, 1954  
 Jonathan Stewart, 2007, 2008  
 Matt Stewart, 1980, 1981, 1982  
 Lawrence Stickland, 1951, 1952  
 Brock Stickler, 2005, 2006, 2007, 2008  
 Billy Still, 1995, 1997  
 Michael Stojkovic, 2011  
 Gaines Stovall, 1963, 1964  
 Johnnie Stovall, 1934, 1935  
 P.B. Stovall, 1935, 1936

Bob Stout, 1972, 1973  
 Upton Stout, 2020  
 Tyler Stradford, 2010  
 Kel Straubmueller, 2017  
 Jim Stuart, 1949, 1950  
 Arthur Stubblefield, 2007  
 Mike Sturm, 1969  
 Jerry Suhler, 1965, 1966, 1967  
 Steve Sullivan, 1969, 1970, 1971  
 Larry Sullivant, 1960, 1961, 1962  
 Nicholas Summerfield, 2012  
 Lloyd Sutton, 1970  
 Willard Sutton, 1933, 1934, 1935  
 Lawrence Svehlak, 1961, 1962  
 Wendell Swann, 1949, 1950  
 Sammy Swierc, 1974, 1975, 1976  
 Jim Swords, 1968, 1969  
 Marquis Sykes, 2007, 2008

Jimmie Tallant, 1935, 1936

Elmer Tampke, 1924, 1926, 1927, 1928  
 R.A. Tampke, 1921  
 Jarrell Tarpley, 1984, 1985, 1987, 1988  
 Ed Tasby, 1970, 1971  
 Arichie Tatum, 1980  
 Kiev Tatum, 1987, 1988  
 Ulaiaisi Tauaalo, 2015, 2016, 2017, 2018  
 Tony Taveras, 2007  
 Leo Taylor, 1968, 1969  
 Weldon Taylor, 1933, 1934, 1935  
 Willie Taylor, 2009, 2010, 2011  
 Harold Teal, 1954, 1955  
 Kerry Tecklenburg, 1980, 1981, 1982, 1983  
 Derrick Teegarden, 2013, 2014  
 Darius Terrell, 2013, 2014  
 Darrell Terrell, 1978, 1979, 1980  
 George Terrell, 1951  
 Scott Terry, 1991  
 Ridge Texada, 2021, 2022  
 Weston Thaggard, 2002, 2003, 2004  
 Theon Thetford, 1957, 1958  
 Isaac Thomas, 2005, 2006, 2007, 2008  
 Jalen Thomas, 2017  
 Jamario Thomas, 2004, 2005, 2006, 2007  
 Larry Thomas, 1962, 1963, 1964  
 Mike Thomas, 1999  
 Richard Thomas, 1990  
 Stan Thomas, 1993, 1994  
 Kevin Thomas, 1986, 1987  
 Derek Thompson, 2009, 2011, 2012, 2013  
 Doyle Thompson, 1930  
 Loranzo Thompson, 2020, 2021, 2022  
 Micah Thompson, 2013, 2014, 2015  
 Mike Thompson, 1982, 1983  
 Thaddeus Thompson, 2015, 2016  
 Wade Thompson, 1925, 1926  
 James Thorne, 1971  
 Chris Thornton, 2019  
 Michael Thrash, 2002, 2003  
 Matt Tiemann, 1984  
 Oran Tipps, 1918  
 Andy Todd, 1990, 1991, 1992, 1993  
 Matt Tomlinson, 2009, 2010, 2011  
 Ray Toole, 1956, 1957  
 F. H. Toombs, 1915  
 DeAndre Torrey, 2018, 2019, 2020, 2021  
 Trent Touchstone, 1988, 1989  
 Marcus Trice, 2012, 2013  
 Bob Tricks, 1969, 1970  
 Tom Frieb, 2022  
 Everett Truitt, 1980, 1981, 1982  
 Andrew Tucker, 2014, 2015, 2016, 2017  
 Glenn Tucker, 1969, 1970  
 Robert Tucker, 1966, 1967  
 Nathan Tune, 2007, 2008, 2009, 2010  
 Charles Turner, 1935, 1936  
 Darius Turner, 2016  
 R.E. Turner, 1925  
 Reginald Turner, 1973  
 Matt Turney, 1999, 2000, 2001, 2002  
 Teashaun Turpin, 2020, 2021  
 Jff Tutson, 1988, 1989, 1990

## U

Wayne Ulmer, 1962

## V

Fatafahi Vailea, 2022  
 Greg Van Ness, 1973  
 Don Vardell, 1966, 1967, 1968  
 Les Varner, 1973  
 Jack Vaughn, 1931, 1932, 1933  
 George Veit, 1952, 1953, 1954  
 Adam Venegas, 2005, 2006, 2007  
 Gene Verkerk, 1951, 1952  
 Ray Verkerk, 1951, 1952, 1953  
 Danny Vick, 1980, 1981, 1982, 1983  
 Harold Vick, 1937  
 Brian Vickers, 1991  
 Don Vickers, 1962  
 Reb Villard, 1917  
 Leon Vinyard, 1937, 1938, 1939  
 Giovanni Vizza, 2007, 2008

## W

Robert Waddle, 1994, 1995, 1996, 1997  
 James Wade, 1963, 1964, 1965  
 Sheldon Wade, 2013, 2014  
 Jack Wages, 1954  
 A.J. Waight, 1964  
 Bruce Walker, 1990, 1991  
 De Walker, 1937, 1938, 1939  
 Doyle Walker, 1939, 1940  
 Joe Walker, 1984, 1985, 1986, 1987  
 Marvin Walker, 1979, 1980, 1981, 1982  
 Prentiss Walker, 1929, 1930, 1932  
 Reece Walker, 1991  
 Tony Walker, 1989, 1990  
 Wayne Walker, 1990, 1991, 1992, 1993  
 Anthony Wallace, 2014, 2015  
 Charles Wallace, 1964  
 Henry Wallace, 1924  
 Robert Wallace, 1964, 1965  
 Sir Calvin Wallace, 2014, 2015  
 James Walton, 1989, 1990  
 David Warhime, 1982, 1983  
 Damon Ward, 2021  
 Frank Ward, 1989, 1990  
 Freddie Warner, 1911  
 Garland Warren, 1954, 1955, 1956  
 Justin Warren, 1999, 2000  
 Steve Warren, 2005, 2006, 2008, 2009  
 Shawn Wash, 1987, 1988, 1989, 1990  
 Burks Washington, 1975, 1976, 1977, 1978  
 Fred Washington, 1966, 1967  
 Ken Washington, 1974, 1975, 1976, 1977  
 Korey Washington, 2006, 2007  
 Lorenza Washington, 1992, 1993, 1994, 1995  
 Brian Waters, 1995, 1996, 1997, 1998  
 Maurice Waters, 1942  
 Dan Watson, 1995, 1996  
 Dutton Watson, 2014  
 Terry Watson, 1994, 1995  
 Bobby Way, 1957, 1958, 1959  
 Fred Way, 1952, 1953  
 Aaron Weathers, 2005, 2006, 2007  
 Bill Weaver, 1959, 1960, 1961  
 John Weber, 2010  
 Mendel Weiss, 1994, 1995  
 Jeff Webb, 1974, 1975  
 Phil Wells, 1966, 1968  
 Steve Wells, 1977, 1978, 1979  
 Bill Wendler, 1972, 1973, 1974  
 Bernard West, 1977, 1978, 1979  
 Damon West, 1995  
 Harold West, 2021, 2022  
 I.M. West, 1918, 1920, 1921  
 Phil West, 1986, 1987  
 W.B. West, 1921  
 Walter West, 1925  
 Joshua Wheeler, 2016, 2017  
 Ray Whisenhunt, 1916, 1922, 1923  
 Danny Whitaker, 1976, 1977, 1978, 1979  
 Charles White, 1990, 1991, 1992  
 Dee White, 1992, 1993, 1994  
 Donald White, 1993, 1994, 1995  
 Greg White, 2018, 2019, 2020



# LETTERMEN

Kyle White, 2009  
Lance White, 1984, 1985, 1986  
Robert Whitehead, 1998, 1999, 2000  
A.D. Whitfield, 1962, 1963, 1964  
Zac Whitfield, 2012, 2013, 2014, 2015  
Quinn Whitlock, 2020, 2021, 2022  
Felton Whitlow, 1945, 1946, 1947  
Lewis Whitson, 1958, 1959, 1960  
Ralph Widacki, 1962, 1963  
Derrick Wiggins, 1987, 1988  
Ja'Quay Wilburn, 1997, 1998, 1999, 2000  
Terrence Wilburn, 1995  
J.A. Wilkerson, 1917, 1921  
Keith Wilkerson, 1989, 1990, 1991, 1992  
Michael Wilkerson, 1973, 1974, 1975, 1976  
Walter Wilkerson, 1918  
Wayne Wilkins, 1968  
Collin Williams, 1974, 1975  
Craig Williams, 1986, 1987, 1988  
Dajon Williams, 2014  
Darren Williams, 2008, 2009  
Darrell Williams, 1996, 1997, 1998, 1999  
Dillion Williams, 2021  
Freck Williams, 1920  
John Williams, 1947, 1948  
Mit Williams, 1913  
Pete Williams, 1968  
Steve Williams, 1985  
Victor Williams, 1966, 1967  
Welby Williams, 1939, 1940  
Zach Williams, 2020  
Ray Williamson, 1960, 1961  
Homer Willis, 1922, 1923  
Eugene Wilson, 1931, 1932, 1933  
Jamaal Wilson, 2010, 2011  
James Wilson, 1980, 1981, 1982, 1983  
Jeffery Wilson, 2014, 2015, 2016, 2017  
Jimmy Wilson, 1954, 1955  
Kelon Wilson, 1994, 1995, 1996  
Logan Wilson, 2022  
Neal Wilson, 1964  
Noel Wilson, 1928, 1930, 1931  
Tyler Wilson, 2016  
Woodrow Wilson, 1934, 1935, 1936  
Woody Wilson, 2006  
Ernest Winfrey, 1954  
Brad Winn, 1997, 1998  
Albert Wirz, 1931, 1932, 1933  
Lee Wise, 1952  
John Withers, 1973  
Mark Witte, 1979, 1980, 1981, 1982  
Paul Wleczyk, 1980, 1981, 1982  
Jimmy Wolff, 1965  
Greg Womble, 1979, 1980  
Royce Womble, 1949, 1950  
David Wood, 1978, 1979, 1980  
Eugene Wood, 1940, 1941  
Glen Wood, 1949, 1950  
Kevin Wood, 2019, 2020, 2021, 2022  
Aaron Woodard, 1996, 1997  
Steve Woodard, 1987, 1988  
Billy Woods, 1966  
Elmer Woods, 1924  
Fred Woods, 1969, 1970, 1971  
Sears Woods, 1975  
Detrion Woodson, 1996, 1997, 1998, 1999  
Dave Woodward, 1962, 1963  
Elex Woodworth, 2016, 2017, 2018, 2019  
B. Wynn Wooley, 1913  
Brad Woosley, 2000, 2001  
Mayfield Workman, 1938  
Avery Wright, 1993, 1994, 1995, 1996  
Donovan Wright, 2000, 2001, 2002  
James Wright, 1961, 1962  
J. N. Wright, 1954, 1955, 1956  
Ted Wright, 1931, 1932  
Weldon Wright, 1954, 1955  
Will Wright, 2010, 2011, 2012, 2013  
Bob Wyatt, 1969, 1970, 1971  
Koryee Wyatt, 2002, 2003  
Anthony Wyche, 2016, 2018

Mason Y'Barbo, 2011, 2012, 2013, 2014  
Carlos Yearwood, 1997, 1998  
Todd Yocum, 1982, 1983  
Shane York, 1997, 1998  
Bill Young, 1972, 1973, 1974  
Charles Young, 1978, 1979, 1980, 1981  
Cudjoe Young, 2018  
Jay Young, 1997, 1998  
Jerry Young, 1954, 1955, 1956  
Roderick Young, 2015, 2016, 2017, 2018

## Z

James Zaleski, 1959, 1960  
Nick Zuniga, 2000, 2001, 2002, 2003

## Y

David Yaeger, 1971, 1972  
Jim Yarber, 1974, 1975  
Terrell Yarborough, 1932, 1933, 1934

HISTORY



## STADIUM HISTORIES

DATCU Stadium is the home of Mean Green football and the centerpiece of the Mean Green Athletic Village.

Opened in 2011, DATCU Stadium was designed by the same team that created the spectacular Dallas Cowboys' AT&T Stadium, award-winning architects HKS Sports and Entertainment Group and Manhattan Construction, and they brought some of the same touches to Denton. DATCU features two huge, state-of-the-art video boards, 21 luxury suites, 750 club seats, high-tech facilities for broadcast and print media, banquet rooms and an 1,800-square-foot team apparel store.

The stadium seats 30,850 in a horseshoe-shaped bowl, putting fans close to the action and offering excellent sight lines from every seat. A spacious concourse runs under the seats and boasts 23 concession stands for food and drink vendors. DATCU is also home to the North Texas Ticket Office, located on the west side next to Gate 2.

At the open end of the horseshoe is the giant high-definition scoreboard and videoboard with a display screen measuring 27 feet high and 47 feet wide, directly behind the south end zone and towering over the Mean Green's tunnel entrance to the field. A second videoboard, 15 feet high and 27 feet wide, stands behind the corner of the north end zone.

Behind the north end zone is one of DATCU Stadium's two signature features, giant wing-shaped grandstands which echo the shape of the Mean Green's eagle logo. The tips of the grandstand's wings reach 106 feet above the playing field.

DATCU's other distinguishing characteristic is its unique green ecological design. DATCU Stadium is the first newly-constructed college football stadium in the nation to be awarded a LEED Platinum Certification, the highest level of Leadership in Energy and Environmental Design status.

The United States Green Building Council evaluated the stadium and awarded the certification, signifying DATCU Stadium's use of renewable and recycled materials, reduced energy and water consumption and decreased CO2 emissions. Three wind turbines were constructed next to the stadium in 2012 and provide approximately half a million kilowatt hours per year for the North Texas Eagle Point power grid while eliminating the emission of 323 metric tons of CO2.

"A football stadium is not the typical LEED-Platinum candidate," said HKS project manager Greg Whittemore.. "It took creative thinking on the parts of the design and construction teams in conjunction with the UNT System and North Texas Athletics. Today, DATCU Stadium's LEED Platinum status is a testament to the team's dedication to sustainability."

Originally named Mean Green Stadium, it was renamed to Apogee Stadium when ResNet provider Apogee Telecom, Inc. purchased the naming rights in 2011. It was again renamed in the summer of 2023 when the Denton-Area Teachers Credit Union purchased the naming rights.

Fouts Field was home to North Texas football for 59 years, and was the site of some great moments and home to great players. Its days as the venue for North Texas football ended after the 2010 season, when the Mean Green moved into DATCU Stadium.

Though Mean Green fans and alumni complained of its shortcomings, Fouts, like DATCU, was once the dream of a North Texas athletic director. Theron J. Fouts, who was football coach, athletic director, dean of men and founder of the track and field program at North Texas, drove the campaign to build the stadium. Work began in 1951 and the stadium opened in 1952.

The stadium was originally called Eagle Stadium, but the name was changed to honor Fouts after he retired in 1954.

North Texas won its first game at Fouts, against North Dakota, and went on to win the Gulf Coast Conference championship, the first of 14 league championships won by the Mean Green during their tenure at Fouts. North Texas won 11 conference titles prior to moving to Fouts.

The stadium's seating capacity was upgraded in 1994 to 30,500 by the addition of grandstands behind the north endzone. The renovated stadium saw North Texas win four-straight league titles from 2001 to 2004, including a thrilling game in 2002 against New Mexico State in which the Mean Green clinched its second Sun Belt Conference championship.

NORTH TEXAS HOME STADIUMS					
STADIUM (YEARS)	GAMES	W	L	T	PCT
Fouts Field (1952-2010)	262	155	100	7	.605
DATCU Stadium (2011-Pres.)	71	46	25	0	.648
TOTALS (69 seasons)	333	201	125	7	.614
NOTES					

In its time at Fouts, North Texas had a .605 winning percentage, going 155-100-7, and the Fouts turf was home to such legendary players as "Mean" Joe Greene, the NFL Hall of Famer and four-time Super Bowl champion considered the greatest defensive tackle in the history of the game, and Abner Haynes, AFL Player of the Year and Rookie of the Year in 1960. In all, more than 100 North Texas football players graduated from Fouts to the National Football League.

Fouts' star power extended beyond Mean Green football. The stadium was also a destination for film crews and was a location for such productions as the television movie *The Jesse Owens Story*. But Fouts may be best known in Hollywood as the home of the Texas State Armadillos in 1991's *Necessary Roughness*, starring Scott Bakula, Hector Elizondo, Fred Thompson, Larry Miller, Sinbad, Rob Schneider and supermodel Kathy Ireland.

The demolition of Fouts was completed in early 2019. The end-zone seats and students' grandstand on the east side of the stadium was razed in summer 2013, followed by the west side of the stadium in winter 2018-19.





# STADIUM HISTORIES

## YEARLY HOME STADIUM ATTENDANCE 1971-PRES.

YEAR	G	TOTAL	AVG.
2022	6	114,150	19,025
2021	6	100,013	16,669
2020	6	41,490	6,915*
2019	6	128,150	21,358
2018	6	140,131	23,355
2017	6	134,174	22,362
2016	6	119,269	19,878
2015	5	68,155	13,631
2014	6	115,627	19,271
2013	6	126,182	21,030
2012	5	94,634	18,927
2011	6	113,186	18,864
2010	6	106,306	17,718
2009	6	109,367	18,228
2008	5	84,778	16,956
2007	5	88,672	17,734
2006	5	78,249	15,685
2005	5	82,232	16,446
2004	5	75,921	15,184
2003	5	93,469	18,694
2002	5	76,302	15,260
2001	5	73,844	14,769
2000	5	70,900	14,180
1999	4	55,010	13,752
1998	5	62,400	12,480
1997	4	78,818	19,704
1996	6	85,404	14,234
1995	4	69,502	17,376
1994	4	78,068	19,517
1993	6	51,578	8,596
1992	5	34,728	6,946
1991	4	33,808	8,452
1990	6	88,700	14,783
1989	5	71,447	14,289
1988	5	76,595	15,319
1987	4	55,055	13,764
1986	4	50,920	12,730
1985	4	40,600	10,150
1984	4	44,500	11,125
1983	5	60,400	12,080
1982	4	36,375	9,094
1981	4	49,976	12,494
1980	2	29,600	14,800
1979	3	43,500	14,500
1978	6	106,100	17,683
1977	4	78,397	19,599
1976	4	44,689	11,172
1975	3	35,530	11,843
1974	7	67,783	9,683
1973	6	71,941	11,990
1972	5	30,000	6,000
1971	5	52,350	10,470

\*COVID-19 crowd restrictions in place

## SEASON ATTENDANCE

### TOTAL ATTENDANCE (HOME GAMES ONLY)

	ATT.	YEAR	G	AVG.
1.	140,131	2018	6	23,355
2.	134,174	2017	6	22,362
3.	128,150	2019	6	21,358
4.	126,182	2013	6	21,030
5.	119,269	2016	6	19,878
6.	115,627	2014	6	19,271
7.	114,150	2022	6	19,025
8.	113,186	2011	6	18,864
9.	109,367	2009	6	18,228
10.	106,306	2010	6	17,718

### AVERAGE ATTENDANCE (HOME GAMES ONLY)

	AVG.	YEAR	G	ATT.
1.	23,355	2018	6	140,131
2.	22,362	2017	6	134,174
3.	21,358	2019	6	128,150
4.	21,030	2013	6	126,182
5.	19,878	2016	6	119,269
6.	19,704	1997	4	78,818
7.	19,599	1977	4	78,397
8.	19,517	1994	4	78,068
9.	19,271	2014	6	115,627
10.	19,025	2022	6	114,150

## STADIUM FIRSTS

**Groundbreaking:** January 2010

**Cost:** \$78 million

**First Game:** Sept. 10, 2011

**First Opponent:** Houston

**First National Anthem:** UNT alumnus Pat Boone

**First Play:** 55-yard kickoff return from UNT's Brelan Chancellor

**First Score:** UNT quarterback Andrew McNulty on an 10-yard run in the first quarter vs. Houston

## SINGLE-GAME ATTENDANCE

### HOME STADIUMS SINCE 1971

	ATT.	OPPONENT	DATE
1.	30,123	Houston*	Sept. 28, 2019
2.	30,105	Louisiana Tech*	Sept. 29, 2018
3.	29,519	SMU*	Sept. 1, 2018
4.	29,437	Baylor	Sept. 6, 2003
5.	28,315	Baylor	Aug. 31, 2000
6.	28,075	Houston*	Sept. 10, 2011
7.	26,392	Army*	Nov. 18, 2017
8.	26,119	UTEP*	Nov. 9, 2013
9.	26,108	UTEP*	Nov. 11, 2017
10.	26,012	Navy	Nov. 10, 2007

\* At DATCU Stadium

HISTORY





# STADIUM RECORDS AT DATCU

## STADIUM RECORDS

Passing Yards	458	Case Keenum, Houston vs. North Texas, Sept. 10, 2011
Passing Touchdowns	7	Mason Fine, North Texas vs. UTEP, Nov. 2, 2019
Rushing Yards	313	Lance Dunbar, North Texas vs. Middle Tennessee, Dec. 3, 2011
Rushing Touchdowns	4	Lance Dunbar, North Texas vs. Middle Tennessee, Dec. 3, 2011
Receiving Yards	244	Jaelon Darden, North Texas vs. Charlotte, Oct. 10, 2020
Receiving Touchdowns	4	Jaelon Darden, North Texas vs. UTEP, Dec. 11, 2020
	4	Carlos Henderson, Louisiana Tech vs. North Texas, Nov. 5, 2016
Kick Return Yards	286	Brelan Chancellor, North Texas vs. Houston, Sept. 10, 2011
All-purpose Yards	332	Brelan Chancellor, North Texas vs. Houston, Sept. 10, 2011
Penalty Yds for a UNT opp.	95	Western Kentucky vs. North Texas, Nov. 19, 2011
Longest Pass Play	93 yds	Andrew McNulty to Carlos Harris, North Texas vs. Rice, Sept. 19, 2015
Longest Rush Play	92 yds	DeAndre Torrey, North Texas vs. Florida Atlantic, Nov. 15, 2018
Longest Field Goal	52 yds	Zach Olen, North Texas vs. FAU, Oct. 8, 2011
Longest Punt	73 yds	Kyle Greenwell, UAB vs. UNT, Sept. 18, 2021

## NORTH TEXAS RECORDS AT DATCU

### INDIVIDUAL

#### RUSHES

Lance Dunbar vs. MTSU, 2011 40

#### YARDS RUSHING

Lance Dunbar vs. MTSU, 2011 313

#### TD RUSHES

Lance Dunbar vs. MTSU, 2011 4

#### LONGEST RUSH

DeAndre Torrey vs. FAU, 2018 92

#### PASS ATTEMPTS

Mason Fine vs. Houston, 2016 55

#### PASS COMPLETIONS

Mason Fine vs. SMU, 2018 40

#### YARDS PASSING

Mason Fine vs. SMU, 2018 444

#### TD PASSES

Mason Fine vs. UTEP, 2019 7

#### LONGEST PASS

Andrew McNulty (to Carlos Harris)  
vs Rice, 2015 93

#### RECEPTIONS

Carlos Harris vs. Southern Miss, 2014 15

#### TD RECEPTIONS

Jaelon Darden vs. UTEP, 2020 4

#### FIELD GOALS

Trevor Moore vs. SMU, 2014 5

#### LONGEST FIELD GOAL

Zach Olen vs. FAU, 2011 52

#### LONGEST PUNT

Will Atterberry vs. WKU, 2011 70

#### LONGEST PUNT RETURN

Darvin Kidsy vs. Nicholls 75

#### LONGEST KICKOFF RETURN

DeAndre Torrey vs. SMU, 2018 96

#### TACKLES

KD Davis vs. LA Tech, 2022 19

#### SACKS

Aaron Bellazin vs. UTEP, 2013 3.0

Chad Polk vs. Nicholls, 2014 3.0

Tillman Johnson vs. Nicholls, 2014 3.0

Jarrian Roberts vs. Rice, 2015 3.0

Mazin Richards vs. LA Tech, 2022 3.0

## TEAM

### RUSHES

69 vs. MTSU, 2011

### YARDS RUSHING

475 vs. LA Tech, 2022

### TD RUSHES

7 vs. MTSU, 2011

### PASS ATTEMPTS

58 vs. Houston, 2019

### PASS COMPLETIONS

40 vs. SMU, 2018

### YARDS PASSING

461 vs. SMU, 2018

### TOUCHDOWN PASSES

7 vs. UTEP, 2019

### TOTAL OFFENSE

721 vs. Houston Baptist, 2020

### POINTS

77 vs. Nicholls, 2014

### FIRST DOWNS

34 vs. SMU (2018) and Texas Southern (2022)



# UNT ATHLETICS HALL OF FAME

The North Texas Athletics Hall of Fame was established in 1981 to acknowledge former athletes, coaches, and administrators whose accomplishments have brought credit to the University of North Texas and had a special impact on Mean Green athletics.

Abbey, Duane (TF, 1937) – 1999  
 Abbey, Joe (FB/MBB, 1949) – 2001  
 Adams, Alysha (TF, 2011) – 2018  
 Adams, Bill (TF, 1948) – 2004  
 Armstrong, Quincy (FB, 1952) – 1993  
 Awasom, Adrian – (FB, 2004) – 2022  
 Bahnsen, Ken (FB, 1953) – 1991  
 Baker, John (FB, 2000) – 2015  
 Barns, Fred (TN, 1939) – 1993  
 Bean, Dwain (FB, 1964) – 1997  
 Beatty, Chuck (FB, 1969) – 2003  
 Bishop, Bill (FB, 1952) – 1998  
 Black, Ramona (WBB, 1991) – 2017  
 Blakely, Bill (Coach) – 2002  
 Boaz, Kermit (FB, 1937) – 1990  
 Bowles, Scott (FB, 1991) – 2015  
 Brashier, Bill (FB/Coach, 1952) – 2000  
 Brewer, James (TF/FB/Coach, 1951) – 1995  
 Brewster, Andy (FB, 2005) – 2015  
 Brock, J.B. (MBB/TF) – 1990  
 Brown, Delmer (TF) – 1985  
 Brown, Elmer (TF) – 1985  
 Buckles, Jonas (FB, 2005) – 2015  
 Campbell, Clara (WBB, 1987) – 2000  
 Camper, Marcus (FB, 1989) – 2019  
 Cantler, Mallory (SB, 2011) – 2018  
 Carlin, Vidal (FB, 1967) – 2006  
 Carrico, Bill (FB, 1960) – 1993  
 Case, Jordan (FB, 1980) – 2001  
 Chapman, Walter (FB, 1978) – 2012  
 Chancellor, Brelan (FB, 2013) – 2022  
 Chrisman, Alvin (TF, 1941) – 1986  
 Chrisman, Doyle (TF, 1941) – 1988  
 Clark, David (TF, 1960) – 1988  
 Cobb, Fred (MG, 1920) – 1987  
 Cobbs, Patrick (FB, 2005) – 2010  
 Cole, Vernon (QB, 1960) – 1993  
 Collins, Ross (MBB, 1947) – 1983  
 Conrad, Joe (MG, 1952) – 1995  
 Cooper, Bill (FB/Coach, 1920) – 1993  
 Cooper, Jim (FB, 1948) – 2013  
 Cowley, Herman (FB/MBB, 1930) – 1988  
 Davey, Krista (WSOC, 2000) – 2005  
 Davis, Chris (MBB, 2003) – 2008  
 Davis, Melvin (MBB, 1978) – 2018  
 Davis, Scott (FB, 1991) – 1999  
 Davis, Willie (MBB, 1968) – 1996  
 Defoor, Ira (FB/TF, 1948) – 2004  
 Dickey, Darrell (Coach) – 2017  
 Dinkle, Billy (FB, 1949) – 2009  
 Draper, Paul (FB, 1968) – 2017  
 Dunbar, Lance (FB, 2012) – 2016  
 Dunham, George (Broadcaster) – 2014  
 Dunlap, Leonard (FB, 1971) – 2014  
 Eagle, Jim (FB, 1950) – 1995  
 Elder, Jack (FB/TF, 1934) – 1992  
 Eschenbrenner, Bill (MGOLF, 1960) – 2006  
 Everest, Andy (Coach/Admin) – 2004  
 Fambro, Luther (FB/TF, 1949) – 1998  
 Ferrill, Herb (FB/MG/Coach, 1949) – 1989  
 Fitzgerald, Casey (FB, 2009) – 2019  
 Fouts, Theron (FB/TF/Admin) – 1985  
 Fry, Hayden (FB/Admin) – 1997  
 Galbreath, Kevin (FB, 2003) – 2010  
 Gale, Jimmy (Coach) – 2009  
 Garland, Ken (TF/Coach) – 1997  
 Goldsmith, Max (TF) – 1991  
 Gowin, Toby (FB, 1997) – 2003  
 Graham, Fred (Admin) – 1996  
 Granger, John (MG) – 1999  
 Greene, Joe (FB, 1969) – 1981  
 Greenwood, Bobby (MG, 1963) – 2002  
 Gross, Byron (FB, 1991) – 2004  
 Hagler, Mike (TF, 1957) – 2010  
 Hall, Scott (FB, 2005) – 2013  
 Hamilton, Joe (MBB, 1970) – 1989  
 Hardman, Cedrick (FB, 1970) – 2001  
 Harkless, Burkley (FB, 1967) – 2005  
 Harriss, Beulah (Coach/Admin) – 1987  
 Hayes, E.O. "Doc" (MBB, 1928) – 1986

Haynes, Abner (FB, 1960) – 1986  
 Hester, Lanier (FB/MBB, 1938) – 1997  
 Hicks, Olvis (TF/FB, 1941) – 1999  
 Hicks, Pat (MBB, 1983) – 2015  
 Hocking, Leana (TF) – 1992  
 Hodges, Kelsey (WSOC, 2014) – 2019  
 Hodlen, Rachel (WSOC, 2016) – 2022  
 Holloway, Glen (FB, 1970) – 2003  
 Hulsebosh, Jessica (VB, 2007) – 2022  
 Hutyra, Heather (WSOC, 2008) – 2013  
 Hopkins, Freddie (MBB, 1956) – 1983  
 Imel, Dale (TF, 1955) – 2003  
 Jackson, Amber (WBB, 2009) – 2019  
 Jackson, Bernard (FB) – 1998  
 January, Don (MG, 1953) – 1981  
 Jerden, Cecil (TF, 1931) – 1994  
 Johnson, Charles (MBB/Coach, 1952) – 1992  
 Johnson, Christy (WSOC, 2001) – 2007  
 Johnston, Walter "Weasel" (MBB, 1977) – 2014  
 Jones, Isalene (WBB, 1984) – 1996  
 Juett, Kendall (WSOC, 2010) – 2017  
 Kassell, Brad (FB, 2002) – 2008  
 Kelley, Ken (TF, 1955) – 2008  
 Kelley, Pat (MBB, 1953) – 2003  
 Kennedy, Brandon (FB, 2004) – 2012  
 Kerestine, Jackie (WSOC, 2015) – 2020  
 Khoury, Isead (FB/MSOC, 1978) – 2001  
 Kinder, Royal (TF, 1938) – 1994  
 Kuehne, Ernie (McCain Award) – 2013  
 Levarity, Rudy (TF, 1982) – 2005  
 Lindsay, Dick (FB, 1950) – 2006  
 Linscomb, Ron (TF, 1965) – 2012  
 Lockhart, Carl (FB/TF, 1965) – 1992  
 Love, John (FB, 1967) – 1992  
 Lovelace, Don and Patty (McCain Award) – 2017  
 Lowe, Loyd (FB/TF, 1951) – 2001  
 Lowe, Richard (Coach) – 2006  
 Lucas, Weldon (TF/FB, 1931) – 1989  
 Lyons, Kenneth (MBB, 1983) – 1993  
 Magee, Doyle (TF, 1967) – 1998  
 Maher, Mitch (FB, 1995) – 2000  
 Marginas, Corina (VB, 2004) – 2009  
 Marin, Marilyn (WSOC, 2004) – 2008  
 Martin, Zeke (FB, 1951) – 1989  
 Mata, Johnny (FB, 1967) – 2020  
 Maxwell, Billy (MG, 1952) – 1989  
 McAlister, Dan (FB/MBB/TF) – 1985  
 McBee, Rives (Golf, 1962) – 2022  
 McCain, Fred (FB/Coach/Admin, 1949) – 1987  
 McClure, Sam (FB/TF/Coach, 1931) – 1990  
 McNatt, Al and Darlene (McCain Award) – 2019  
 McNatt, Jim (McCain Award) – 2015  
 Menchaca, Richard (TF, 1962) – 1999  
 Menefee, Bill (MBB, 1943) – 1994  
 Mercer, Bill (Broadcaster) – 1990  
 Miller, Ron (MBB, 1967) – 2016  
 Mitchell, Jalie (WBB, 2002) – 2007  
 Mitchell, Odus (Coach) – 1981  
 Moore, Barry (FB, 1970) – 2002  
 Moore, G.A. (FB, 1962) – 2002  
 Moore, J.D. (FB/MBB/TF, 1933) – 1991  
 Morris, L.B. (FB/MBB/TF) – 1991  
 Moturi, Ben (TF) – 2010  
 Mudd, Jim (MBB) – 1990  
 Muller-Winslow, Katya (SB, 2008) – 2020  
 Myracle, Terrance (FB/MBB/TN/Coach, 1927) – 1988  
 Nelson, Corky (Coach) – 2013  
 Nelson, Judy Buckles (Coach) – 2014  
 Noah, Winton "Pop" (Coach) – 1983  
 Orr, Zach (FB, 2014) – 2019  
 Parker, Walt (FB, 1940) – 1995  
 Parker, Willie (FB, 1971) – 2014  
 Patterson, Paul (TF, 1955) – 2001  
 Pegram, Erric (FB, 1991) – 1999  
 Pina, Melinda (WSOC, 2005) – 2011  
 Ramsey, Steve (FB, 1970) – 1988  
 Quinn, Johnny (FB, 2007) – 2011  
 Ratliff, Jesse (MBB, 1994) – 2001  
 Reades, Rosalyn (WBB, 2002) – 2007  
 Redwine, Troy (FB, 1996) – 2006  
 Reece, Beasley (FB, 1976) – 1997  
 Renfro, Dean (FB, 1955) – 2000  
 Renfro, Ray (FB, 1952) – 1981  
 Rideout, Blaine (TF, 1940) – 1990  
 Rideout, Wayne (TF, 1940) – 1981  
 Riley, Pat (BOXING) – 2003

Riola, Johnie (FB, 1941) – 1998  
 Risinger, Lisa (WBB, 1979) – 1992  
 Robertson, Craig (FB, 2011) – 2016  
 Rodriguez, Victor (TF, 1955) – 2006  
 Runnells, Tommy (FB, 1955) – 1991  
 Russell, James (FB, 1967) – 2018  
 Russell, Ruben (MBB, 1967) – 1994  
 Rutherford, Bennie (MBB, 1950) – 2007  
 Ryan, G. Brint (McCain Award) – 2015  
 Sammel, Gwynn (WTEN, 1982) – 2018  
 Savage, John (MBB, 1964) – 1988  
 Schmidt, Bill (TF, 1970) – 1988  
 Shands, Pete (Coach) – 1983  
 Shanklin, Ron (FB, 1970) – 1986  
 Shepard, Charles (FB, 1955) – 2005  
 Shepard, Robert (FB, 1937) – 1991  
 Sisco, Jack (Coach) – 1985  
 Slack, Fred (FB/TF, 1925) – 1996  
 Slinker, Tina (Coach) – 2020  
 Smith, Andrew (FB, 2006) – 2016  
 Smith, Bobby (FB, 1962) – 1992  
 Smith, C. Dan (FB, 1962) – 2012  
 Smith, J.T. (FB, 1978) – 1991  
 Spencer, Cody (FB, 2004) – 2013  
 Sportsman, Charles "Choc" (Coach) – 1981  
 St. Clair, J.W. (Coach) – 2019  
 Stovall, Johnny (FB, 1936) – 1981  
 Stovall, P.B. (FB, 1937) – 1986  
 Stroup, Francis (MBB/S&D, 1929) – 1987  
 Thomas, Jamario (FB, 2008) – 2012  
 Thompson, Derek (FB, 2013) – 2020  
 Thompson, Tristan (MBB, 2011) – 2020  
 Turner, Charlie (FB/MBB, 1937) – 1987  
 Vineyard, Leon (FB/MBB, 1940) – 1991  
 Walker, Dee (FB/Coach, 1941) – 2002  
 Walters, Cody (TF, 1954) – 2011  
 Walters, Dennis (MG, 1971) – 2000  
 Waters, Brian (FB, 1999) – 2005  
 Waters, Susan (SB, 2007) – 2016  
 Washington, Burks (FB, 1979) – 2004  
 Washington, Ken (FB, 1978) – 1996  
 Watson, Calvin (MBB, 2007) – 2016  
 Way, Bobby (FB, 1960) – 2011  
 Weaver, Jimmy (TF, 1958) – 1996  
 Westheimer, Jerome "Bruzzy" (MGOLF, 1965) – 2015  
 Whetzle, Dick (MGOLF, 1958) – 2015  
 Whitaker, Crest (MBB/TF, 1970) – 1994  
 White, Josh (MBB, 2011) – 2017  
 White, Lance (FB, 1987) – 2005  
 Whitlow, Felton (FB, 1948) – 1998  
 Wilburn, Ja'Quay (FB, 2001) – 2009  
 Williams, Ken (MBB, 1978) – 1997  
 Williams, Welby (FB/TF, 1941) – 1995  
 Winfield, Leroy (WBB, 1969) – 1994  
 Womack, Ray (TF, 1948) – 2000  
 Womble, Royce (FB/TF, 1952) – 2004  
 Worrell, Tony (MBB, 1988) – 2000  
 Wright, Ted (FB, 1933) – 1981  
 Zuniga, Nick (FB, 2003) – 2022

HISTORY



# INDIVIDUAL RECORDS

## RUSHING

### ATTEMPTS

#### GAME

- 41 — Jamario Thomas vs. ULM, 2004 [218 yards]
- 41 — Ja'Quay Wilburn vs. New Mexico St., 2000 [172 yards]

#### SEASON

- 307 — Patrick Cobbs, 2003 [1,680 yards]

#### CAREER

- 825 — Patrick Cobbs, 2001-05 [4,100 yards]

### YARDS

#### GAME

- 313 — Lance Dunbar vs. Middle Tennessee, 2011 [40 att.]

#### SEASON

- 1,801 — Jamario Thomas, 2004 [285 att.]
- Quarterback:** 569 — Vernon Cole, 1959 [105 att.]

#### CAREER

- 4,224 — Lance Dunbar, 2008-11 [782 att.]

### YARDS PER ATTEMPT

#### GAME (MIN. 5 ATTEMPTS)

- 36.2 — Ray Renfro vs. Midwestern State, 1951

#### SEASON (MIN. 75 ATTEMPTS)

- 7.5 — Ray Renfro, 1951 [127 for 959 yards]

#### SEASON (MIN. 125 ATTEMPTS)

- 7.5 — Ray Renfro, 1951 [127 for 959 yards]

#### CAREER (MIN. 200 ATTEMPTS)

- 6.8 — Ray Renfro, 1948-51 [230 for 1,556 yards]

#### CAREER (MIN. 300 ATTEMPTS)

- 5.7 — Jeffery Wilson, 2014-17 [562 for 3,205 yards]

#### CAREER (MIN. 400 ATTEMPTS)

- 5.7 — Jeffery Wilson, 2014-17 [562 for 3,205 yards]

### YARDS PER GAME

#### SEASON

- 150.00 — Jamario Thomas, 2004 [1,801 in 12 games]

#### CAREER (SINCE 2000)

- 103.02 — Lance Dunbar, 2008-11 [782 for 4,224 yards]

### 100-YARD GAMES

#### SEASON

- 10 — Patrick Cobbs, 2003 [10 games]

#### CAREER

- 21 — Patrick Cobbs, 2001-05 [48 games]
- Lance Dunbar, 2008-11 [41 games]

### CONSECUTIVE 100-YARD GAMES

#### SEASON

- 10 — Patrick Cobbs, 2003

#### CAREER

- 10 — Patrick Cobbs, 2003

### TOUCHDOWNS

#### GAME

- 4 — Lance Dunbar vs. Middle Tennessee, 2011
- Lance Dunbar vs Louisiana, 2009
- Jamario Thomas vs. Idaho, 2004\*
- Patrick Cobbs vs. ULM, 2002
- Scott Davis vs. E. Washington, 1988

#### SEASON

- 19 — Patrick Cobbs, 2003 [307 att.]

#### CAREER

- 41 — Lance Dunbar, 2008-11 [782 att.]

## PASSING

### ATTEMPTS

#### GAME

- 64 — Daniel Meager vs. SMU, 2007 [46 comp.]

#### SEASON

- 511 — Mason Fine, 2017 [324 comp.]

#### CAREER

- 1,655 — Mason Fine, 2016-19 [1,039 comp.]

### COMPLETIONS

#### GAME

- 46 — Daniel Meager vs. SMU, 2007 [64 att.]

#### SEASON

- 324 — Mason Fine, 2017 [511 att.]

#### CAREER

- 1,039 — Mason Fine, 2016-19 [1,655 att.]

### COMPLETION PERCENTAGE

#### GAME (MIN. 10 ATTEMPTS)

- 89.3 — Derek Thompson vs. Kansas State, 2012 [25-of-28]

#### SEASON (MIN. 125 ATTEMPTS)

- 67.7 — Riley Dodge, 2009 [205-of-303]

#### SEASON (MIN. 250 ATTEMPTS)

- 67.7 — Riley Dodge, 2009 [205-of-303]

#### CAREER (MIN. 500 ATTEMPTS)

- 62.8 — Mason Fine, 2016-19 [1,039-of-1655]

### YARDS

#### GAME

- 601 — Daniel Meager vs. SMU, 2007 [46-of-67]

#### SEASON

- 4,052 — Mason Fine, 2017 [324-of-511]
- Freshman:** 2,388 — Giovanni Vizza, 2007 [223-of-383]
- Sophomore:** 4,052 — Mason Fine, 2017 [324-of-511]
- Junior:** 3,793 — Mason Fine, 2018 [291-of-402]
- Senior:** 3,547 — Austin Aune, 2022 [232-of-411]

#### CAREER

- 12,505 — Mason Fine, 2016-19 [1,039-of-1,655]

### TOUCHDOWNS

#### GAME

- 7 — Giovanni Vizza vs. Navy, 2007 [50 att.]

#### SEASON

- 34 — Austin Aune, 2022 [411 att.]

#### CAREER

- 93 — Mason Fine, 2016-19 [1,655 att.]

### INTERCEPTIONS

#### GAME

- 6 — Scott Davis vs. Stephen F. Austin, 1988
- Steve Ramsey vs. Memphis, 1968
- Steve Ramsey vs. Drake, 1969

#### SEASON

- 31 — Steve Ramsey, 1969

#### CAREER

- 67 — Steve Ramsey, 1967-69

### 200-YARD GAMES

#### SEASON

- 10 — Mitch Maher, 1994

#### CAREER

- 36 — Mason Fine, 2016-19 [49 games]

### CONSECUTIVE GAMES

- 10 — Mitch Maher, 1994

### 300-YARD GAMES

#### SEASON

- 5 — Mason Fine, 2019 [12 games]

#### CAREER

- 18 — Mason Fine, 2016-19 [49 games]

### CONSECUTIVE GAMES

- 3 — Mason Fine, 2019

### 400-YARD GAMES

#### SEASON

- 2 — Mason Fine, 2018 [13 games]

#### CAREER

- 3 — Mason Fine, 2016-19 [49 games]

### CONSECUTIVE GAMES

- 2 — Mason Fine, 2018

### CONSECUTIVE GAMES WITH TD PASS

#### SEASON

- 12 — Mason Fine, 2018; Austin Aune, 2022

#### CAREER

- 23 — Mason Fine, 2017-18 [Sept. 23, 2017-Nov. 24, 2018]

### INTERCEPTIONS

#### GAME

- 6 — 3 times. most recently; Scott Davis vs. SFA, 1988

#### SEASON

- 31 — Steve Ramsey, 1969 [414 att.]

#### CAREER

- 67 — Steve Ramsey, 1967-69 [1,015 att.]

### 300-YARD GAMES

#### SEASON

- 7 — Mason Fine, 2017 [14 games]

#### CAREER

- 18 — Mason Fine, 2016-19 [49 games]

### 400-YARD GAMES

#### SEASON

- 2 — Mason Fine, 2018 [13 games]

#### CAREER

- 3 — Mason Fine, 2016-19 [49 games]



# INDIVIDUAL RECORDS

## RECEIVING

### RECEPTIONS

#### GAME

22 — Marvin Walker vs. Tulsa, 1982

#### SEASON

113 — Casey Fitzgerald, 2008 [1,119 yards]

**Junior:** 111 — Casey Fitzgerald, 2007 [1,322 yards]

**Senior:** 113 — Casey Fitzgerald, 2008 [1,119 yards]

#### CAREER

230 — Jaelon Darden, 2017-20 [2,782 yards]

## YARDS

### GAME

327 — Casey Fitzgerald vs. SMU, 2007 [18 rec.]

### SEASON

1,322 — Casey Fitzgerald, 2007 [111 rec.]

### CAREER

2,782 — Jaelon Darden, 2017-20 [230 rec.]

## YARDS PER RECEPTION

### SEASON (MIN. 20 RECEPTIONS)

31.60 — A.V. Collins [30 for 949]

### CAREER (MIN. 50 RECEPTIONS)

22.76 — Jyaire Shorter, 2018-22 [58 for 1,320]

## TOUCHDOWNS

### GAME

5 — Casey Fitzgerald vs. Navy, 2007 [13 rec.]

### SEASON

19 — Jaelon Darden, 2020 [74 rec.]

### CAREER

38 — Jaelon Darden, 2017-20 [230 rec.]

## 100-YARD GAMES

### SEASON

6 — Jaelon Darden, 2020 [10 games]

### CAREER

11 — John Love, 1965-66

11 — Barry Moore, 1968-69

## TOTAL OFFENSE

### TOTAL PLAYS

#### GAME

73 — Giovanni Vizza vs. Louisiana, 2007

#### SEASON

618 — Mason Fine, 2017

#### CAREER

1,980 — Mason Fine, 2016-19

## TOTAL YARDS

### GAME

597 — Daniel Meager vs. SMU, 2007 [-4 rush/601 pass]

### SEASON

4,068 — Mason Fine, 2017

**Freshman:** 2,687 — Giovanni Vizza, 2007

**Sophomore:** 4,068 — Mason Fine, 2017

**Junior:** 3,813 — Mason Fine, 2018

**Senior:** 3,599 — Austin Aune, 2022

### CAREER

12,561 — Mason Fine, 2016-19

## YARDS PER PLAY

### SEASON (MIN. 50 PLAYS)

7.92 — Austin Aune, 2020 [1,679 in 212 plays]

### CAREER (MIN. 300 PLAYS)

7.37 — Austin Aune, 2019-22 [7,730 in 1,047 plays]

## TD RESPONSIBILITY (PASSING AND RUSHING)

### GAME

8 — Giovanni Vizza vs. Navy, 2007 [0 rush/8 pass]

### SEASON

34 — Austin Aune, 2022 [1 rush/33 pass]

### CAREER

100 — Mason Fine, 2016-19 [7 rush/93 pass]

## ALL-PURPOSE

### NET YARDS

#### GAME

332 — Brelan Chancellor vs. Houston, 2011

#### SEASON

181.5 — Jamario Thomas, 2004 [10 games]

#### CAREER

131.2 — Lance Dunbar, 2008-11 [41 games]

## SCORING

### POINTS SCORED

#### GAME

45 — Fred Cobb vs. Dallas University, 1919

#### SEASON

126 — Patrick Cobbs, 2003 [21 TD]

#### CAREER

294 — Lance Dunbar, 2008-11 [49 TD]

### POINTS SCORED, KICKING

#### GAME

18 — Garrett Courtney vs. Utah State, 1997 [5 FG, 3 PAT]

#### SEASON

115 — Trevor Moore, 2017 [20 FG, 55 PAT]

#### CAREER

331 — Ethan Mooney, 2018-22 [52 FG, 175 PAT]

## TOUCHDOWNS

### GAME

6 — Fred Cobbs vs. U. Dallas, 1919

6 — Bill Collins vs. Thorp Springs College, 1916

### SEASON

21 — Patrick Cobbs, 2003

### CAREER

49 — Lance Dunbar, 2008-11

## FIELD GOALS MADE

### LONGEST

62 — Iseed Khoury vs. Richmond, 1977

### GAME

5 — Trevor Moore vs. SMU, 2014

Denis Hopovac vs. FIU, 2006

Garrett Courtney, vs. Utah State, 1997

### SEASON

20 — Trevor Moore, 2017 [22 att.]

### CAREER

53 — Trevor Moore, 2014-17 [66 att.]

## FIELD GOALS ATTEMPTED

### GAME

9 — Denis Hopovac vs. FIU, 2007

### SEASON

27 — Keith Chapman [19 made]

### CAREER

71 — Keith Chapman [49 made]

## FIELD GOAL PERCENTAGE

### SEASON (MIN. 20 ATTEMPTS)

90.9 — Trevor Moore, 2017 [20-of-22]

### CAREER (MIN. 20 ATTEMPTS)

80.3 — Trevor Moore, 2014-17 [53-of-66]

## PAT KICKS MADE

### GAME

11 — Trevor Moore vs. Nicholls State, 2014

### SEASON

55 — Trevor Moore, 2017

### CAREER

175 — Ethan Mooney, 2018-22 [177 att.]

## PAT KICKS ATTEMPTED

### GAME

11 — Trevor Moore vs. Nicholls State, 2014

### SEASON

55 — Trevor Moore, 2017 [55 made]

Ethan Mooney, 2022 [54 made]

### CAREER

177 — Ethan Mooney, 2018-22 [175 made]

## PAT KICK PERCENTAGE

### SEASON

1.000 — 9 times, last by Ethan Mooney, 2020 [38-of-38]

### CAREER

1.000 — Trevor Moore, 2014-17 [154-of-154]

## CONSECUTIVE PAT KICKS MADE

### SEASON

55 — Trevor Moore, 2017

### CAREER

154 — Trevor Moore, 2014-17



# INDIVIDUAL RECORDS

## PUNTING

### PUNTS

#### GAME

14 — David Yaeger vs. Drake, 1972

#### SEASON

89 — Toby Gowin, 1996 [3,946 yards]

#### CAREER

286 — John Starnes, 1981-84 [11,345 yards]

### YARDS

#### PLAY

92 — Toby Gowin vs. Vanderbilt, 1996

#### GAME

518 — David Yaeger vs. Weber State, 1971

#### SEASON

3,946 — Toby Gowin, 1996 [89 punts]

#### CAREER

11,345 — John Starnes, 1981-84 [286 punts]

### YARDS PER PUNT

#### GAME

54.50 — Jerry Pair vs. West Texas State, 1959

#### SEASON

47.20 — John Baker, 1997 [62 for 2,925 yards]

#### CAREER

44.20 — Eric Keena, 2014-16 [175 for 7,729 yards]

### 70-PLUS-YARD PUNTS

#### GAME

1 — 16 times, most recently; Alvin Kenworthy vs. SMU, 2019

#### SEASON

2 — 3 times, most recently; Truman Spencer, 2007

#### CAREER

2 — 5 times, most recently; Truman Spencer, 2005-08

## DEFENSE

### TOTAL TACKLES

#### GAME (SINCE 2000)

21 — Chris Hurd vs Air Force, 2003

#### SEASON (SINCE 1977)

143 — Trent Touchstone, 1989

#### CAREER (SINCE 1977)

428 — KD Davis, 2018-22

### SOLO TACKLES

#### GAME (SINCE 2000)

14 — Kishawn McClain vs. Rice, 2015

#### SEASON (SINCE 1977)

88 — Trent Touchstone, 1989

#### CAREER (SINCE 1977)

386 — Byron Gross, 1987-90

### ASSISTED TACKLES

#### GAME (SINCE 2000)

16 — KD Davis vs. Rice, 2021

#### SEASON (SINCE 1977)

71 — Byron Gross, 1990

#### CAREER (SINCE 2000)

228 — KD Davis, 2018-22

### TACKLES FOR LOSS

#### GAME (SINCE 2000)

6 — Brandon Kennedy vs. Idaho, 2002

#### SEASON (SINCE 1996)

25 — E.J. Ejiya, 2018

#### CAREER (SINCE 1996)

61 — Brandon Kennedy, 2000-03

### SACKS

#### GAME (SINCE 1998)

3 — 7 times, most recently; Mazin Richards vs. LA Tech, 2022

#### SEASON (SINCE 1983)

14.5 — Willis Hudson, 1994

#### CAREER (SINCE 1983)

24.0 — Willis Hudson, 1991-95

### INTERCEPTIONS

#### GAME

3 — 11 times, most recently; Ken Fontno vs. Wichita State, 1971

#### SEASON

10 — Bill Brashier, 1951

#### CAREER

19 — Bill Brashier, 1949-51

### INTERCEPTION RETURN YARDS

#### PLAY

100 — Don Baker vs. Midwestern State, 1955  
J.T. Smith vs. LA Tech, 1976

#### GAME

128 — Ret Little vs. Louisville, 1967 [2 int.]

#### SEASON

250 — Leonard Dunlap, 1969 [3 int.]

#### CAREER

382 — Leonard Dunlap, 1969-70 [13 int.]

### INTERCEPTION RETURNS FOR TD

#### GAME

1 — 19 times, most recently; Ridge Texada vs. FAU, 2022

#### SEASON

3 — Leonard Dunlap, 1969

#### CAREER

3 — Leonard Dunlap, 1969-70 [13 int.]

### PASSES DEFENDED

#### GAME (SINCE 2000)

7 — Royce Hill vs. Florida Atlantic, 2011

#### SEASON (SINCE 2000)

21 — Ridge Texas, 2022

#### CAREER (SINCE 2000)

30 — Jonas Buckles, 2001-04

### BLOCKED KICKS

#### GAME (SINCE 2000)

2 — Aaron Oeathers vs. Arkansas State, 2007

#### SEASON (SINCE 2000)

3 — Aaron Weathers, 2007

3 — Marcus Trice, 2013

#### CAREER (SINCE 2000)

5 — Aaron Weathers, 2005-07





# INDIVIDUAL RECORDS

## KICK RETURNS

### PUNT RETURNS

#### GAME

7 — Bernie Barbour vs. Wichita State, 1967

#### SEASON

36 — Bernie Barbour, 1969 [371 yards];  
J.T Smith, 1976 [380 yards]

#### CAREER

100 — JT Smith, 1974-77 [858 yards]

### PUNT RETURN YARDS

#### PLAY

91 — Bill Woods, 1966  
Richard Nutt vs. Houston, 1948

#### GAME

132 — Darvin Kidsy vs. Nicholls, 2014 [3 returns]

#### SEASON

386 — Brelan Chancellor, 2013 [24 returns]

#### CAREER

945 — Bernie Barbour, 1967-69 [94 returns]

### YARDS PER PUNT RETURN

#### GAME

90.00 — Keegan Brewer vs. Arkansas, 2018 [1 return]

#### SEASON (MIN. 10 RETURNS)

17.60 — Billy Woods, 1966 [20 for 351 yards]

#### CAREER (MIN. 20 RETURNS)

20.04 — Abner Hayes, 1957-59 [21 for 421 yards]

### PUNT RETURN TOUCHDOWNS

#### SEASON

3 — Bill Woods, 1966

#### CAREER

3 — Bill Woods, 1966  
Marcus Camper, 1985-88

### LONGEST PUNT RETURN

#### PLAY

91 — Bill Woods, 1966  
Richard Nutt vs. Houston, 1948

#### PLAY, MODERN ERA

90 — Keegan Brewer vs. Arkansas, 2018

### KICKOFF RETURNS

#### GAME

9 — Brelan Chancellor vs. Houston, 2011

#### SEASON

50 — Brelan Chancellor, 2011

#### CAREER

125 — Brelan Chancellor, 2010-13

### KICKOFF RETURN YARDS

#### PLAY

100 — Darvin Kidsy vs. Rice, 2014;  
Broderick McGrew vs. Utah State, 1998;  
Johnny Stovall vs. Sam Houston, 1936

#### GAME

285 — Brelan Chancellor vs. Houston, 2011 [9 returns]

#### SEASON

1,094 — Brelan Chancellor, 2011 [50 returns]

#### CAREER

3,031 — Brelan Chancellor, 2010-13 [125 returns]

### YARDS PER KICKOFF RETURN

#### SEASON (MIN. 10 RETURNS)

40.75 — Deion Hair-Griffin, 2019 [12 for 489 yards]

#### CAREER (MIN. 25 RETURNS)

29.53 — Deion Hair-Griffin, 2018-20 [32 for 945 yards]

### KICKOFF RETURN TOUCHDOWNS

#### GAME (SINCE 2000)

1 — 7 times, most recently; Kaylon Horton vs. UNLV, 2022

#### SEASON

2 — Michael High, 1993; Brelan Chancellor, 2010

#### CAREER

3 — Brelan Chancellor, 2010-13

### LONGEST KICKOFF RETURN

#### PLAY

100 — Darvin Kidsy vs. Rice, 2014;  
Broderick McGrew vs. Utah State, 1998;  
Johnny Stovall vs. Sam Houston, 1936

### TOTAL KICK RETURNS

#### GAME (SINCE 2000)

10 — Brelan Chancellor vs. Houston, 2011 [1 punt/9 kickoff]

#### SEASON (SINCE 2000)

61 — Brelan Chancellor, 2011 [11 punt/50 kickoff]

#### CAREER (SINCE 2000)

164 — Brelan Chancellor, 2010-13 [45 punt/125 kickoff]

### TOTAL KICK RETURN YARDS

#### GAME (SINCE 2000)

286 — Brelan Chancellor vs. Houston, 2011

#### SEASON (SINCE 2000)

1,094 — Brelan Chancellor, 2011

#### CAREER (SINCE 2000)

3,031 — Brelan Chancellor, 2010-13

## MISC.

### CONSECUTIVE STARTS

#### CAREER

62 — Manase Mose, 2018-22\*

\* - NCAA Record

### TOTAL STARTS

#### CAREER

62 — Manase Mose, 2018-22

RECORDS



# TEAM RECORDS

## RUSHING

### ATTEMPTS

#### GAME

Most: 73 — vs. New Mexico Stste, 1958; vs. San Diego State, 1971

(SINCE 2000)

Fewest: 17 — at Iowa, 2017 [112 yards]

#### SEASON

Most: 639 — 2021 [3,043 yards]

(SINCE 2000)

Fewest: 370 — 2008 [1528 yards]

## YARDS

### GAME

Most: 475 — vs. LA Tech, 2022

(SINCE 2000)

Fewest: -13 — at Florida, 2016 [28 att.]

### SEASON

Most: 3,207 — 1951 [609 att.]

(SINCE 2000)

Fewest: 1,404 — 2006 [437 att.]

## TOUCHDOWNS

### GAME

9 — vs. Decatur Baptist, 1929

### SEASON

Most: 33 — 1951 [609 att.]

(SINCE 2000)

Fewest: 5 — 2006 [437 att.]

## YARDS PER GAME

### SEASON

Most: 290.8 — 1959 [3,079 in 11 games]

Fewest: 49.9 — 1966 [499 in 10 games]

## YARDS PER ATTEMPT

### SEASON (SINCE 2000)

Most: 5.29 — 2009 [2,223 on 420 att.]

Fewest: 4.04 — 2006 [2,786 on 690 att.]

## PASSING

### ATTEMPTS

#### GAME

Most: 65 — vs. Southwest Louisiana, 1969  
(SINCE 2000)

Fewest: 5 — Louisiana-Monroe, 2002 [2 comp.]

#### SEASON

Most: 553 — 2007 [330 comp.]

(SINCE 2000)

Fewest: 209 — 2000 [98 comp.]

## COMPLETIONS

### GAME (SINCE 2000)

Most: 46 — vs. SMU, 2007 [64 att.]

Fewest: 2 — vs. Middle Tennessee, 2011 [7 att.]; vs. ULM, 2002 [5 att.]

### SEASON (SINCE 2000)

Most: 330 — 2007 [553 att.]

Fewest: 98 — twice, 2002 [217 att.]; 2000 [209 att.]

## COMPLETION PERCENTAGE

### GAME (SINCE 2000)

89.30 — at Kansas State, 2012 [25-of-28]

### SEASON (SINCE 2000)

High: 67.07 — 2009 [277-of-413]

Low: 45.16 — 2002 [98-of-217]

## YARDS

### GAME

Most: 601 — vs. SMU, 2007 [46-of-64]

(SINCE 2000)

Fewest: 15 — at Texas, 2014 [17 att.]

### SEASON

Most: 4,086 — 2017 [328-of-520]

Fewest: 335 — 1961 [completions and attempts unknown]

## YARDS PER GAME

### SEASON

Most: 306.8 — 2018 [3,989 yards in 13 games]

Fewest: 209.90 — 1964 [2,099 yards in 10 games]

## TOUCHDOWNS

### GAME

8 — vs. Navy, 2007 [50 att.]

### SEASON

Most: 34 — 2022 [432 att.]

(SINCE 2000)

Fewest: 7 — 2000 [209 att.]

## INTERCEPTIONS

### GAME

6 — 3 times. most recently; vs. Stephen F. Austin, 1988

### SEASON

Most: 31 — 1969 [414 att.]

(SINCE 2000)

Fewest: 4 — 2004 [250 att.]

## INTERCEPTION PERCENTAGE

### SEASON (SINCE 2000)

.016 — 2004 [4 in 250 attempts]

## TOTAL OFFENSE

### TOTAL PLAYS

#### GAME

Most: 99 — vs. New Mexico State, 1970

(SINCE 2000)

Fewest: 46 — at Iowa, 2017

#### SEASON (SINCE 2000)

Most: 1,037 — 2017

Fewest: 646 — 2000

## TOTAL YARDS

### GAME (SINCE 2000)

Most: 768 — at Middle Tennessee, 2020

Fewest: 53 — at Florida, 2016

### SEASON (SINCE 2000)

Most: 6,465 — 2022

Fewest: 2,657 — 2000

## YARDS PER PLAY

### SEASON (SINCE 2000)

Most: 6.67 — 2022 [6,645 yards on 968 plays]

Fewest: 4.04 — 2006 [2,786 yards on 690 plays]

## YARDS PER GAME

### SEASON (SINCE 2000)

Most: 513.20 — 2020 [5,132 yards in 10 games]

Fewest: 209.90 — 1964 [2,099 yards in 10 games]

## TOUCHDOWNS (PASSING AND RUSHING)

### SEASON (SINCE 2000)

Most: 63 — 2017

Fewest: 15 — 2006

## FIRST DOWNS

### GAME (SINCE 2000)

Most: 34 — vs. SMU, 2018

Fewest: 4 — at Texas, 2004, at Kansas State, 2000

### SEASON (SINCE 2000)

Most: 340 — 2017

Fewest: 124 — 2000

## FUMBLES

### GAME

12 — vs. Southern Miss, 1981

### SEASON

Most: 48 — 1984

Fewest: 2 — 2012

## FUMBLES LOST

### GAME (SINCE 2000)

3 — vs. 11 times, most recently; Southern Miss, 2020

### SEASON (SINCE 2000)

Most: 17 — 2002

Fewest: 4 — 2021 and 2012

## SCORING

### GAME

97 — vs. Decatur Baptist, 1929

### GAME, MODERN ERA

77 — vs. Nicholls State, 2014

### SEASON

497 — 2017 [14 games]

## FEWEST POINTS SCORED

### GAME

0 — 38 times; last at Florida, 2016

### SEASON

31 — 1927 [9 games]

## POINTS PER GAME

### SEASON

Most: 36.2 — 1951 [434 points in 12 games]

Fewest: 3.4 — 1927 [31 points in 9 games]

## TOUCHDOWNS

### SEASON

64 — 1951

## FIELD GOALS MADE

### GAME

5 — three times; last vs. SMU, 2014

### SEASON

20 — 2017 [22 att.]

## FIELD GOALS ATTEMPTED

### GAME

9 — vs. FIU, 2006 [5 made]

### SEASON

27 — 1989 [19 made]



# TEAM RECORDS

## PAT KICKS MADE

### GAME

11 – vs. Nicholls State, 2014

### SEASON

57 – 2022 [59 att.]

## PAT KICKS ATTEMPTED

### GAME

11 – vs. Nicholls State, 2014

### SEASON

59 – 2022 [57 made]

## CONSECUTIVE PAT KICKS MADE

### MULTIPLE SEASONS

154 – 2014-17

## PUNTING

### PUNTS

#### GAME

Most: 14 – vs. Drake, 1972

#### (SINCE 2000)

Most: 12 – at Texas, 2004, at Kansas State, 2005

#### SEASON

Most: 89 – 1996

Fewest: 10 – 1953

#### (SINCE 2000)

Most: 75 – 2000 and 2005

Fewest: 37 – 2020

## YARDS PER PUNT

#### GAME

54.50 – vs. West Texas State, 1959

#### GAME (SINCE 2000)

54.00 – vs. Miami (OH), 2021 [5 for 270 yards]

#### SEASON

High: 47.20 – 1997 [62 for 2,925 yards]

Low: 30.30 – 1960 [14 for 424 yards]

#### (SINCE 2000)

High: 43.90 – 2021 [61 for 2,675 yards]

Low: 36.00 – 2000 [81 for 2,912 yards]

## MISCELLANEOUS

### PENALTIES

#### GAME

Most: 17 – vs. Marshall, 2021, Arkansas State, 2003

Fewest: 1 – five times; last vs. UAB, 2022 [5 yards]

#### SEASON (SINCE 2000)

Most: 114 – 2003 [1,130 yards]

Fewest: 52 – 2012 [520 yards]

### PENALTY YARDS

#### GAME (SINCE 2000)

Most: 183 – Arkansas State, 2003 [17 penalties]

Fewest: 1 – vs. Army 2017 [1 penalty]

#### SEASON (SINCE 2000)

Most: 1,130 – 2003 [114 penalties]

Fewest: 497 – 2011 [60 penalties]

### WINS

#### SEASON

10 – 1947 [10-2]; 1977 [10-1]

### LOSSES

#### SEASON

11 – 2015 [1-11]; 2008 [1-11]

## KICK RETURNS

### PUNT RETURNS

#### GAME

7 – vs. Wichita State, 1967

#### SEASON

38 – 2014 [298 yards]

### PUNT RETURN YARDS

#### GAME

161 – vs. Nicholls State, 2014

#### SEASON

457 – 2013 [32 returns]

### YARDS PER PUNT RETURN

#### SEASON

39.30 – 1957 [4 returns/157 yards]

### KICKOFF RETURNS

#### GAME

11 – at Arkansas, 2007 [215 yards]

#### SEASON

85 – 2008 [1,576 yards]

### KICKOFF RETURN YARDS

#### GAME

286 – Houston, 2011 [9 returns]

#### SEASON

1,576 – 2008 [85 returns]

### YARDS PER KICKOFF RETURN

#### SEASON (SINCE 2000)

24.50 – 2013 [35 returns/858 yards]

## DEFENSE

### TOTAL PLAYS

#### GAME (SINCE 2000)

Fewest: 43 – vs. SMU, 2018 [256 yards]

Most: 100 – at Rice, 2016 [491 yards]

#### SEASON (SINCE 2000)

Fewest: 751 – 2020 [5,227 yards]

Most: 1,059 – 2022 [6,445 yards]

### TOTAL YARDS ALLOWED

#### GAME (SINCE 2000)

Fewest: 147 – vs. Florida International, 2014 [55 att.]

Most: 804 – at Florida Atlantic, 2017 [83 att.]

#### SEASON

Fewest: 1,821 – 1967

Most: 6,445 – 2022

### TOTAL YARDS PER GAME ALLOWED

#### SEASON

Fewest: 178.6 – 1959 [1,965 yards/11 games]

Most: 502.5 – 2015 [6,031 yards/12 games]

### YARDS PER PLAY ALLOWED

#### SEASON (SINCE 2000)

Fewest: 4.3 – 2002 [13 games]

Most: 7.1 – 2008 [12 games]

## POINTS ALLOWED

### GAME

Fewest: 0 – 124 times [last vs. Troy, 2003]

Most: 79 – at Oklahoma, 2007

### SEASON

Fewest: 26 – 1932 [10 games]

Most: 571 – 2008 [12 games]

## POINTS ALLOWED PER GAME

### SEASON

Fewest: 2.2 – 1932 [26 points in 10 games]

Most: 47.5 – 2008 [571 points/12 games]

## TOUCHDOWNS ALLOWED

### SEASON (SINCE 2000)

Fewest: 23 – 2002 [13 games]

Most: 78 – 2008 [12 games]

## SAFETIES

### GAME

3 – vs. UL-Lafayette, 2003

### SEASON

4 – 2003 [13 games]

## SHUTOUTS

### SEASON

7 – 1932 [10 games]

### SEASON (SINCE 2000)

3 – 2002 [13 games]

## RUSHING ATTEMPTS ALLOWED

### GAME (SINCE 2000)

Fewest: 14 – vs. SMU, 2014 [8 yards]

Most: 73 – vs. Army, 2016 [481 yards]

### SEASON (SINCE 2000)

Fewest: 382 – 2001 [1,401 yards]

Most: 590 – 2017 [2,835 yards]

## RUSHING YARDS PER ATTEMPT

### GAME (SINCE 2000)

Fewest: 0.2 – vs. SMU, 2018 [19-for-4 yards]

Most: 10.07 – vs. UTSA, 2020 [44-for-443 yards]

### SEASON (SINCE 2000)

Fewest: 2.9 – 2003 [464-for-1361; 13 games]

Most: 6.1 – 2020 [12 games]

## RUSHING YARDS ALLOWED

### GAME (SINCE 2000)

Fewest: 4 – vs. SMU [19 att.]

Most: 572 – vs. Navy, 2007 [57 att.]

### SEASON

Fewest: 513 – 1966

Fewest, Since 2000: 1,361 – 2003

Most: 3,114 – 2016

## RUSHING YARDS PER GAME ALLOWED

### SEASON

Fewest: 49.9 – 1966 [499 yards/10 games]

Fewest, Since 2000: 117.0 – 2006 [1,404 yards/12 games]

Most: 290.8 – 1959 [3,079 yards/11 games]



# TEAM RECORDS

## RUSHING TOUCHDOWNS ALLOWED

### GAME

9 – vs. Decatur Baptist, 1929

### SEASON (SINCE 2000)

Fewest: 7 – 2006 [437 att.]

Most: 33 – 1951 [NA att.]

Most, Since 2000: 32 – 2021 [635 att.]

## PASS ATTEMPTS ALLOWED

### GAME

Fewest: 5 – Louisiana-Monroe, 2002 [2 comp.]

Most: 65 – vs. Southwest Louisiana, 1969

### SEASON (SINCE 2000)

Fewest: 209 – 2000 [98 comp.]

Most: 553 – 2007 [330 comp.]

## PASSING YARDS PER ATTEMPT ALLOWED

### SEASON (SINCE 2000)

Fewest: 6.0 – 2002 [13 games]

Most: 8.6 – 2005 [11 games]

## PASSING YARDS PER COMPLETION ALLOWED

### SEASON (SINCE 2000)

Fewest: 10.3 – 2000 [11 games]

Most: 14.3 – 2016 [13 games]

## PASS COMPLETIONS ALLOWED

### GAME (SINCE 2000)

Fewest: 2 – vs. Middle Tennessee, 2011 [7 att.]

Most: 46 – vs. SMU, 2007 [64 att.]

### SEASON (SINCE 2000)

Fewest: 98 – vs twice, 2002 [217 att.]; 2000 [209 att.]

Most: 330 – 2007 [553 att.]

## PASSING YARDS ALLOWED

### GAME

Fewest, Since 2000: 15 – at Texas, 2014 [17 att.]

Most: 601 – vs. SMU, 2007 [46-of-64]

### SEASON

Fewest: 335 – 1961 [completions and attempts unknown]

Most: 4,086 – 2017 [328-of-520]

## PASSING YARDS PER GAME ALLOWED

### SEASON (SINCE 2000)

Fewest: 209.90 – 1964 [2,099 yards in 10 games]

Most: 513.20 – 2020 [5,132 yards in 10 games]

## TOUCHDOWN PASSES ALLOWED

### GAME

8 – vs. Navy, 2007 [50 att.]

### SEASON

Fewest, Since 2000: 7 – 2000 [209 att.]

Most: 33 – 2019 [454 att.]

## SACKS

### GAME

10 – vs. Nicholls State, 2014

### SEASON

45 – 2002

## INTERCEPTIONS

### GAME

7 – vs. Wichita State, 1971

### SEASON

Fewest: 4 – 2015 and 2019

Most: 32 – 1978

## INTERCEPTION RETURN YARDS

### GAME

180 – vs. Drake, 1969

### SEASON

497 – 1978

## INTERCEPTION RETURNS FOR TD

### GAME (SINCE 2000)

2 – three times; most recently, vs. Nicholls State, 2014

### SEASON (SINCE 2000)

2 – six times; most recently, 2018 [18 int.]

## FUMBLES FORCED

### GAME (SINCE 2000)

6 – vs. FIU, 2005

### SEASON (SINCE 2000)

17 – 2013 & 2022

## FUMBLES RECOVERED

### GAME (SINCE 2000)

6 – at Florida International, 2005

### SEASON (SINCE 2000)

17 – 2011

## FUMBLE RETURNS FOR TD

### SEASON (SINCE 2000)

3 – 2011

## TURNOVERS FORCED

### GAME (SINCE 2000)

8 – at Florida International, 2005 [2 int., 6 fumbles]

### SEASON (SINCE 2000)

Fewest: 9 – 2020 [7 int., 2 fumbles]

Most: 34 – 2021 [18 int., 16 fumbles]

## MISC.

### PUNTS BY OPPONENT

#### GAME (SINCE 2000)

Fewest: 0 – five times; most recently, vs. UAB, 2022

Most, Game: 12 – at Tulsa, 2013 [35.5 avg.]

#### SEASON (SINCE 2000)

Fewest: 38 – 2020 [42.1 avg.]

Most: 83 – 2002 [39.6 avg.]

### PUNTING AVERAGE BY OPPONENT

#### SEASON (SINCE 2000)

Lowest: 34.4 – 2006 [47 punts, 1,617 yards]

Highest: 43.7 – 2021 [68 punts, 2,972 yards]

### BLOCKED KICKS

#### SEASON

7 – 2013 [placements and punts]

### FIRST DOWNS

#### GAME (SINCE 2000)

Fewest: 4 – at Texas, 2004; at Kansas State, 2000

Most: 34 – twice; vs. SMU, 2018; vs. Texas So., 2022

#### SEASON (SINCE 2000)

Fewest: 124 – 2000 [11 games]

Most: 340 – 2017 [14 games]

### FIRST DOWNS BY OPPONENT

#### GAME

Fewest: 3 – vs. New Mexico State, 1964

Most: 37 – at LA Tech, 2019; at FAU, 2017

#### SEASON

Fewest: 103 – 1958 [10 games]

Most: 329 – 2022 [14 games]

### PENALTIES BY OPPONENT

#### GAME (SINCE 2000)

Fewest: 1 – several times [last vs. UTSA, 2019]

Most: 17 – vs. South Florida, 2002 [137 yards]

#### SEASON

Fewest: 33 – 1959 [272 yards]

Most, Since 2000: 127 – 2002 [1,046 yards]

### PENALTY YARDS BY OPPONENT

#### GAME (SINCE 2000)

Fewest: 5 – three times [last vs. Middle Tennessee, 2015]

Most: 140 – at Louisiana-Monroe, 2008 [14 penalties]

#### SEASON (SINCE 2000)

Fewest: 461 – 2019 [56 penalties]

Most: 1,046 – 2002 [127 penalties]



# INDIVIDUAL LEADERS

## RUSHING

### ATTEMPTS

#### CAREER LEADERS

PLAYER	SEASONS	YDS	AVG	ATT
1. Patrick Cobbs	2001-05	4,100	4.96	825
2. Lance Dunbar	2008-11	4,224	5.40	782
3. Jamario Thomas	2004-07	3,496	5.24	667
4. Ja'Quay Wilburn	1997-00	3,120	4.82	647
5. DeAndre Torrey	2018-21	3,228	5.30	609
6. Jeffery Wilson	2014-17	3,205	5.70	562
7. Kevin Galbreath	2001-02	2,523	4.52	558
8. Darrin Collins	1986-89	2,220	4.08	544
9. Ken Washington (QB)	1974-77	1,273	2.39	532
10. Scott Davis (QB)	1987-90	1,513	2.84	531

#### SEASON LEADERS

PLAYER	SEASONS	YDS	AVG	ATT
1. Patrick Cobbs	2003	1,680	5.47	307
2. Kevin Galbreath	2001	1,225	4.28	286
3. Jamario Thomas	2004	1,801	6.31	285
4. Lance Dunbar	2010	1,553	5.66	274
5. Kevin Galbreath	2002	1,298	4.77	272
6. Bernard Jackson	1978	1,453	5.40	269
Lance Dunbar	2011	1,115	4.14	269
8. Malcolm Jones	1980	1,144	4.50	254
9. DeAndre Torrey	2021	1,215	4.89	248
10. Leo Taylor	1968	1,017	4.13	246

## YARDS

#### CAREER LEADERS

PLAYER	SEASONS	ATT	AVG	YDS
1. Lance Dunbar	2008-11	782	5.40	4,224
2. Patrick Cobbs	2001-05	825	4.96	4,100
3. Jamario Thomas	2004-07	667	5.24	3,496
4. DeAndre Torrey	2018-21	609	5.30	3,228
5. Jeffery Wilson	2014-17	562	5.70	3,205
6. Ja'Quay Wilburn	1997-00	647	4.82	3,120
7. Kevin Galbreath	2001-02	558	4.52	2,523
8. Bernard Jackson	1977-80	429	5.25	2,256
9. Darrin Collins	1986-89			2,220
10. Brandin Byrd	2010-13	461	4.77	2,202
11. Ken Bahnsen	1950-52			2,095
12. Terrance Brown	1992-93	468	4.43	2,077
13. Hut Allred	1994-98	466	4.21	1,964
14. Abner Hayes	1957-59	345	5.40	1,864
15. Antoine Jimmerson	2011-15	405	4.57	1,851
16. Tommy Gray	1950-52	341	5.18	1,767
17. Malcolm Jones	1979-80			1,642
18. Michael Jones	1974-77			1,627
19. Eric Pegram	1988-90			1,613
20. Leo Taylor	1968-69	396	3.94	1,562
21. Ray Renfro	1949-51	230	6.70	1,556
22. Scott Davis (QB)	1987-90	531	2.85	1,513
23. Dwain Bean	1962-63	292	4.88	1,427
24. Ralph Reynolds	1952-53			1,331
25. Nic Smith	2017-20	274	4.81	1,318
26. Tre Siggers	2017-20	237	5.53	1,311
27. Ayo Adeyi	2021-Pres.	196	6.64	1,303
28. Ikaika Ragsdale	2020-Pres.	242	5.32	1,289
29. Ken Washington (QB)	1974-77	532	2.39	1,273
30. Cam Montgomery	2007-09	237	5.08	1,206
31. Dean Renfro	1952-54			1,204
32. Tommy Runnels	1952-55	208	5.72	1,191

## SEASON LEADERS

PLAYER	SEASON	ATT	AVG	YDS
1. Jamario Thomas	2004	285	6.31	1,801
2. Patrick Cobbs	2003	307	5.47	1,680
3. Lance Dunbar	2010	174	5.66	1,553
4. Bernard Jackson	1978	269	5.40	1,453
5. Lance Dunbar	2009	200	6.89	1,378
6. Kevin Galbreath	2002	272	4.77	1,298
7. Kevin Galbreath	2001	286	4.28	1,225
8. DeAndre Torrey	2021	248	4.89	1,215
Jeffery Wilson	2017	188	6.46	1,215
10. Patrick Cobbs	2005	231	4.99	1,154
11. Malcolm Jones	1980	254	4.50	1,144
12. Lance Dunbar	2011	269	4.14	1,115
13. Terrance Brown	1993	235	4.68	1,101
14. Brandin Byrd	2013	202	5.32	1,075

## YEARLY LEADERS

YEAR	PLAYER	ATT	YDS	AVG	TD
1950	Ken Bahnsen	145	829	5.71	10
1951	Ray Renfro	127	959	7.55	9
1952	Tommy Gray	140	829	5.92	10
1953	Dean Renfro	101	700	6.93	7
1954	Dean Renfro	97	499	5.14	2
1955	Tommy Runnels	83	570	6.86	6
1956	Ben Boehnke	107	483	4.51	3
1957	Abner Hayes	112	441	3.93	4
1958	Abner Hayes	117	495	4.23	7
1959	Abner Hayes	116	730	6.29	14
1960	Arthur Perkins	101	441	4.36	3
1961	Bobby Smith	120	541	4.50	7
1962	Dwain Bean	140	657	4.69	8
1963	Dwain Bean	152	770	5.06	4
1964	A.D. Whitfield	148	592	4.00	2
1965	Willie Cherry	75	397	5.29	4
1966	Willie Cherry	75	218	2.90	7
1967	Vic Williams	157	606	3.85	7
1968	Leo Taylor	246	1,017	4.13	9
1969	Leo Taylor	150	545	3.63	5
1970	Nap Landry	64	191	2.98	2
1971	Fred Woods	121	417	3.44	4
1972	Charles Johnson	164	685	4.17	5
1973	Reggie Turner	105	366	3.48	3
1974	John Brown	152	674	4.43	3
1975	Sears Woods	131	446	3.40	7
1976	Michael Jones	86	411	4.77	4
1977	Michael Jones	187	940	5.02	12
1978	Bernard Jackson	269	1,453	5.40	6
1979	Bernard Jackson	152	749	4.92	5
1980	Malcolm Jones	254	1,144	4.50	7
1981	C. Charleston	106	420	3.96	1
1982	Bobby Daniels	127	455	3.58	1
1983	Nathan Williams	164	691	4.21	2
1984	Monty Moon	106	464	4.37	2
1985	Monty Moon	119	507	4.26	1
1986	Darrin Collins	125	603	4.82	5
1987	Darrin Collins	208	851	4.09	5
1988	Scott Davis (QB)	160	439	2.74	11
1989	Eric Pegram	119	513	4.31	5
1990	Eric Pegram	212	957	4.51	5
1991	Travis Gibson	85	370	4.35	1
1992	Terrance Brown	233	976	4.18	10
1993	Terrance Brown	235	1,101	4.68	10
1994	Eteka Huckaby	97	435	4.48	3
1995	Bo Harrison	161	455	2.82	2
1996	Hut Allred	210	907	4.31	4
1997	Ja'Quay Wilburn	112	594	5.30	3
1998	Ja'Quay Wilburn	128	754	5.89	3
1999	Ja'Quay Wilburn	234	1,016	4.34	2
2000	Ja'Quay Wilburn	173	756	4.36	4
2001	Kevin Galbreath	264	1,119	4.23	4
2002	Kevin Galbreath	272	1,298	4.77	9





# INDIVIDUAL LEADERS

YEAR	PLAYER	ATT	YDS	AVG	TD
2003	Patrick Cobbs	307	1,680	5.47	19
2004	Jamario Thomas	285	1,801	6.31	17
2005	Patrick Cobbs	231	1,154	4.99	6
2006	Jamario Thomas	181	668	3.69	2
2007	Jamario Thomas	112	666	5.94	8
2008	Cam Montgomery	170	928	5.45	9
2009	Lance Dunbar	200	1,378	6.89	17
2010	Lance Dunbar	274	1,552	5.66	13
2011	Lance Dunbar	269	1,115	4.14	10
2012	Brandin Byrd	205	875	4.26	4
2013	Brandin Byrd	202	1,075	5.32	11
2014	Antoinne Jimmerson	120	589	4.90	5
2015	Jeffery Wilson	155	830	5.35	1
2016	Jeffery Wilson	169	936	5.53	14
2017	Jeffery Wilson	188	1,215	6.46	16
2018	DeAndre Torrey	175	977	5.58	15
2019	Tre Siggers	152	853	5.61	6
2020	DeAndre Torrey	113	656	5.80	6
2021	DeAndre Torrey	248	1,125	4.53	13
2022	Ayo Adeyi	112	807	7.21	4

## TOUCHDOWNS

### CAREER LEADERS

PLAYER	SEASONS	ATT	YDS	TD
1. Lance Dunbar	2008-11	782	4,224	41
2. Patrick Cobbs	2001-05	825	4,100	36
DeAndre Torrey	2018-21	609	3,228	36
4. Jeffery Wilson	2014-17	562	3,205	32
5. Scott Davis (QB)	1987-90		1,513	29
6. Jamario Thomas	2004-07	667	3,496	27
7. Ken Bahnsen	1950-52		2,095	26
8. Terrance Brown	1992-93	468	2,077	20
9. Michael Jones	1974-77		1,627	19
Abner Hayes	1957-59	345	1,864	19

### SEASON LEADERS

PLAYER	SEASON	ATT	YDS	TD
1. Patrick Cobbs	2003	307	1,680	19
2. Lance Dunbar	2009	200	1,378	17
Jamario Thomas	2004	285	1,801	17
4. Jeffery Wilson	2017	188	1,215	16
5. DeAndre Torrey	2018	175	977	15
6. Jeffery Wilson	2016	169	936	14
7. Lance Dunbar	2010	274	1,552	13
DeAndre Torrey	2021	248	1,125	13
9. Michael Jones	1977	187	940	12
10. Abner Hayes	1959	116	730	11
Scott Davis (QB)	1990	201	643	11
Scott Davis (QB)	1988	160	439	11
Brandin Byrd	2013	202	1,075	11

## YARDS PER GAME

### CAREER LEADERS (SINCE 2001) MINIMUM 10 GAMES

PLAYER	SEASONS	G	YDS	YPG
1. Lance Dunbar	2008-11	41	4,224	103.02
2. Kevin Galbreath	2001-02	25	2,523	100.92
3. Jamario Thomas	2004-07	40	3,496	87.40
4. Patrick Cobbs	2001-05	49	4,100	83.67
5. Jeffery Wilson	2014-17	41	3,205	78.17
6. DeAndre Torrey	2018-21	44	3,228	73.36
7. Oscar Adaway	2019-Pres.	19	1,197	63.00
8. Ayo Adeyi	2021-Pres.	22	1,303	59.55
9. Loren Easley	2018-19	11	629	57.18
10. Tre Siggers	2017-20	26	1,311	50.42

### SEASON LEADERS (SINCE 2001)

PLAYER	SEASON	G	YDS	YPG
1. Jamario Thomas	2004	10	1,801	180.10
2. Patrick Cobbs	2003	11	1,680	152.72
3. Lance Dunbar	2010	12	1,553	129.41
4. Lance Dunbar	2009	12	1,378	114.83
5. Jeffery Wilson	2017	11	1,215	110.45
6. Patrick Cobbs	2005	11	1,154	104.90
7. Kevin Galbreath	2001	12	1,225	102.08
8. DeAndre Torrey	2021	12	1,215	101.25
9. Kevin Galbreath	2002	13	1,298	99.84
10. Lance Dunbar	2011	12	1,115	92.91

## YARDS PER ATTEMPT

### CAREER LEADERS MINIMUM 175 ATTEMPTS

PLAYER	SEASONS	YDS	ATT	AVG
1. Ray Renfro	1948-51	1,556	230	6.76
2. Ayo Adeyi	2021-Pres.	1,303	196	6.64
3. Tommy Runnels	1952-55	1,191	208	5.72
4. Dean Renfro	1952-54	1,204	213	5.65
5. Jeffery Wilson	2014-17	3,205	562	5.70
6. Tommy Gray	1950-52	1,767	314	5.62
7. Tre Siggers	2017-20	1,311	237	5.53
8. Ralph Reynolds	1952-53	1,331	242	5.50
9. Oscar Adaway	2019-Pres.	1,197	221	5.42
10. Lance Dunbar	2008-11	4,224	782	5.40

### SEASON LEADERS MINIMUM 80 ATTEMPTS

PLAYER	SEASON	ATT	YDS	AVG
1. Ray Renfro	1951	127	959	7.55
2. Ayo Adeyi	2022	112	807	7.21
2. Dean Renfro	1953	101	700	6.93
3. Lance Dunbar	2009	200	1,378	6.89
4. Tommy Runnels	1955	83	570	6.86
5. Jeffery Wilson	2017	188	1,215	6.46
6. Jamario Thomas	2004	285	1,801	6.32
7. Abner Hayes	1959	116	730	6.29
8. Ralph Reynolds	1952	123	758	6.16
9. Jamario Thomas	2007	112	666	5.95
10. Ayo Adeyi	2021	84	496	5.90

## 100-YARD GAMES

### CAREER LEADERS

PLAYER	SEASONS	ATT	YDS	100
1. Patrick Cobbs	2001-05	825	4,100	21
Lance Dunbar	2008-11	782	4,224	21
3. DeAndre Torrey	2018-21	609	3,228	16
4. Kevin Galbreath	2001-02	558	2,523	15
5. Jamario Thomas	2004-07	667	3,496	13
6. Bernard Jackson	1978-79	429	2,256	12
Ja'Quay Wilburn	1997-00	647	3,120	12
Jeffery Wilson	2014-17	562	3,205	12
9. Terrance Brown	1992-93	468	2,077	9
10. Hut Allred	1994-98	466	1,964	7

### SEASON LEADERS (SINCE 2000)

PLAYER	SEASON	ATT	YDS	100
1. Patrick Cobbs	2003	284	1,680	11
2. Kevin Galbreath	2002	272	1,298	9
3. Patrick Cobbs	2005	231	1,154	8
Lance Dunbar	2009	200	1,378	8
Lance Dunbar	2010	274	1,553	8
6. Kevin Galbreath	2001	264	1,225	7
Jamario Thomas	2004	285	1,801	7
8. Lance Dunbar	2011	269	1,115	5
DeAndre Torrey	2021	248	1,215	5
Jeffery Wilson	2017	188	1,215	5
11. DeAndre Torrey	2018	175	977	4



# INDIVIDUAL LEADERS

## PASSING

### PASSING EFFICIENCY

#### CAREER LEADERS MINIMUM 185 ATTEMPTS

PLAYER	SEASONS	CMP	ATT	PCT	YDS	TD	INT	RATING
1. Mason Fine	2016-19	1,039	1,655	.628	12,505	93	34	140.70
2. Austin Aune	2019-22	488	896	.545	7,324	56	28	137.50
3. Scott Hall	2000-04	413	763	.541	5,975	50	26	132.26
4. Mitch Maher	1991-94	640	1,149	.557	8,256	67	47	128.56
5. Austin Aune	2019-21	256	485	.527	3,777	23	13	128.50
6. Scott Davis	1987-90	519	922	.567	6,923	41	35	126.44
7. Derek Thompson	2009-13	636	1,055	.603	7,427	42	34	126.27
8. Riley Dodge	2008-10	311	481	.647	3,187	20	20	125.71
9. Alec Morris	2016	105	186	.568	1,126	9	7	116.40
10. Steve Ramsey	1967-69	491	1,015	.483	7,076	69	67	116.16

**NOTE:** Passing Efficiency is determined by the following formula — completion percentage plus (yards per attempt times 8.4) plus (percentage of attempts for touchdown times 3.3) minus (percentage of attempts times two).

#### SEASON LEADERS MINIMUM 125 ATTEMPTS

PLAYER	SEASONS	CMP	ATT	PCT	YDS	TD	INT	RATING
1. Mitch Maher	1994	231	370	.624	3,103	26	14	190.89
2. Ken Washington	1977	81	129	.627	1,155	10	6	158.93
3. Scott Hall	2003	107	186	.575	1,732	13	5	153.40
4. Mason Fine	2018	303	469	.646	3,793	27	5	149.40
5. Austin Aune	2020	101	185	.545	1,650	13	4	148.40
6. Austin Aune	2022	232	411	.564	3,547	33	15	148.1
7. Jason Bean	2020	79	145	.544	1,131	14	5	145.00
8. Mason Fine	2017	324	511	.634	4,052	31	15	144.20
9. Mason Fine	2019	257	414	.620	3,088	29	9	143.50
10. Mitch Maher	1993	176	324	.543	2,595	24	14	137.40

## YARDS

### CAREER LEADERS

PLAYER	SEASONS	CMP	ATT	PCT	YDS
1. Mason Fine	2016-19	1,039	1,655	.628	12,505
2. Mitch Maher	1991-94	640	1,149	.557	8,519
3. Derek Thompson	2009-13	636	1,055	.603	7,427
4. Austin Aune	2019-22	488	896	.545	7,324
5. Steve Ramsey	1967-69	491	1,015	.483	7,076
6. Scott Davis	1987-90	519	922	.562	6,923
7. Scott Hall	2000-04	413	763	.541	5,975
8. Giovanni Vizza	2007-08	532	876	.607	5,146
9. Jason Mills	1995-97	323	672	.480	3,981
10. Austin Aune	2019-21	256	485	.527	3,777
11. Vidal Carlin	1965-66	276	633	.436	3,233
12. Riley Dodge	2008-10	311	481	.647	3,187
13. Ken Washington	1974-77		484		3,040
14. Greg Carter	1980-83	236	461	.511	2,848
15. Jordan Case	1977-79	218	354	.615	2,608
16. Daniel Meager	2004-08	262	473	.553	2,555
17. Zeke Martin	1949-50				2,522
18. Andrew McNulty	2011-15	224	429	.522	2,503
19. Joe Stevenson	1977-80				2,502

### SEASON LEADERS

PLAYER	SEASON	CMP	ATT	PCT	YDS
1. Mason Fine	2017	324	511	.634	4,052
2. Mason Fine	2018	303	469	.646	3,793
3. Austin Aune	2022	232	411	.564	3,547
4. Mitch Maher	1994	231	370	.624	3,103
5. Mason Fine	2019	257	414	.620	3,088
6. Derek Thompson	2013	251	390	.643	2,896
7. Steve Ramsey	1969	195	414	.471	2,828
8. Giovanni Vizza	2008	309	493	.626	2,758
9. Derek Thompson	2012	214	372	.575	2,649
10. Mitch Maher	1993	176	324	.543	2,595
11. Steve Ramsey	1968	177	332	.533	2,516
12. Scott Davis	1988	158	270	.585	2,409
13. Giovanni Vizza	2007	223	383	.582	2,388
14. Mitch Maher	1992	151	292	.517	2,090
15. Austin Aune	2021	151	295	.511	1,991
16. Scott Davis	1989	155	263	.589	1,941
17. Riley Dodge	2009	205	303	.676	1,975
18. Joe Milton	1970	138	296	.466	1,852
19. Scott Hall	2004	134	237	.565	1,818
20. Steve Ramsey	1967	119	269	.442	1,732

## YEARLY LEADERS

YEAR	PLAYER	CMP	ATT	TDS	YDS
1950	Zeke Martin	48	109	3	822
1951	Richard Harvey	61	131	14	1,194
1952	Bobby Hughes	28	70	4	385
1953	Bobby Hughes	59	115	3	757
1954	Don Baker	46	98	8	630
1955	Don Baker	40	85	8	700
1956	Ray Toole	29	66	6	485
1957	Ray Toole	26	72	6	367
1958	Vernon Cole	48	98	7	589
1959	Vernon Cole	29	58	1	304
1960	Robert Duty	49	109	2	614
1961	Billy Ryan	20	50	0	179
1962	Billy Ryan	17	49	1	189
1963	Billy Ryan	21	59	5	277
1964	Corkey Boland	49	116	3	608
1965	Vidal Carlin	159	341	12	1,723
1966	Vidal Carlin	117	292	13	1,510
1967	Steve Ramsey	119	269	21	1,732
1968	Steve Ramsey	177	332	24	2,516
1969	Steve Ramsey	195	414	24	2,828
1970	Joe Milton	138	296	9	1,852
1971	Rick Shaw	41	124	6	666
1972	Rick Shaw	47	177	1	734
1973	Phil Shotland	72	176	5	959
1974	Ken Washington	78	201	6	1,042
1975	Glen Ray	26	65	2	472
1976	Ken Smith	47	111	5	630
1977	Ken Washington	81	129	10	1,155
1978	Jordan Case	105	179	8	1,360
1979	Jordan Case	103	167	3	1,152
1980	Joe Stevenson	129	236	11	1,582
1981	Greg Carter	73	138	2	782
1982	Rusty Hill	177	292	9	1,704
1983	Greg Carter	93	185	12	1,275
1984	Scott Toman	35	112	2	494
1985	Mike Rhone	30	94	2	487
1986	Bron Beal	43	95	5	664
1987	Scott Davis	64	127	8	1,023
1988	Scott Davis	158	270	12	2,409
1989	Scott Davis	155	263	14	1,941
1990	Scott Davis	142	262	7	1,550
1991	Wendell Mosley	75	169	4	861
1992	Mitch Maher	151	292	11	2,090
1993	Mitch Maher	176	324	24	2,595
1994	Mitch Maher	231	370	26	3,103
1995	Jason Mills	105	216	12	1,183
1996	Jason Mills	91	211	5	1,016
1997	Jason Mills	127	245	13	1,667
1998	Jason Attaway	51	109	3	680
1999	Richard Bridges	54	150	3	621
2000	Scott Hall	75	154	6	937
2001	Scott Hall	102	194	17	1,453
2002	Andrew Smith	91	196	7	1,206
2003	Scott Hall	107	186	13	1,732
2004	Scott Hall	134	237	14	1,818
2005	Daniel Meager	101	202	4	941
2006	Daniel Meager	53	100	4	517
2007	Giovanni Vizza	223	383	20	2,388
2008	Giovanni Vizza	309	493	15	2,758
2009	Riley Dodge	205	303	9	1,975
2010	Riley Dodge	106	176	11	1,212
2011	Derek Thompson	157	272	11	1,759
2012	Derek Thompson	214	372	14	2,649
2013	Derek Thompson	251	390	16	2,896
2014	Andrew McNulty	110	202	6	1,295
2015	DaMarcus Smith	99	212	8	1,010
2016	Mason Fine	155	261	6	1,572
2017	Mason Fine	324	511	31	4,052
2018	Mason Fine	303	469	27	3,793
2019	Mason Fine	257	414	29	3,088
2020	Austin Aune	101	185	13	1,650
2021	Austin Aune	151	296	9	1,991
2022	Austin Aune	232	411	33	3,547

RECORDS



# INDIVIDUAL LEADERS

## ATTEMPTS

### CAREER LEADERS

PLAYER	SEASONS	CMP	YDS	ATT
1. Mason Fine	2016-19	1,039	12,505	1,655
2. Mitch Maher	1991-94	640	8,256	1,149
3. Derek Thompson	2009-13	636	7,427	1,055
4. Steve Ramsey	1967-69	491	7,076	1,015
5. Scott Davis	1987-90	519	6,923	922
6. Austin Aune	2019-22	488	7,324	896
7. Giovanni Vizza	2007-08	532	5,146	876
8. Scott Hall	2000-04	422	5,975	784
9. Jason Mills	1994-97	323	3,981	697
10. Vidal Carlin	1965-66	276	3,233	633

### SEASON LEADERS

PLAYER	SEASON	YDS	PCT	CMP	ATT
1. Mason Fine	2017	4,052	.634	324	511
2. Giovanni Vizza	2008	2,758	.626	309	493
3. Mason Fine	2018	3,793	.646	303	469
4. Mason Fine	2019	3,088	.620	257	414
Steve Ramsey	1969	2,828	.471	195	414
6. Austin Aune	2022	3,547	.545	232	411
7. Derek Thompson	2013	2,896	.643	251	390
8. Giovanni Vizza	2007	2,388	.582	223	383
9. Derek Thompson	2012	2,649	.575	214	372
10. Mitch Maher	1994	3,103	.624	231	370

## YARDS PER ATTEMPT

### CAREER LEADERS MINIMUM 50 ATTEMPTS (SINCE 2000)

PLAYER	SEASONS	ATT	YDS	YPA
1. Austin Aune	2019-22	896	7,324	8.174
2. Scott Hall	2000-04	763	5,975	7.833
3. Mason Fine	2016-19	1,655	12,505	7.555
4. Dajon Williams	2013-14	83	662	7.993
5. Jason Bean	2018-20	182	1,307	7.181
6. Derek Thompson	2009-13	1,055	7,427	7.039
7. Riley Dodge	2008-10	481	3,187	6.625
8. Nathan Tune	2006-10	186	1,226	6.591
9. Alec Morris	2016	185	1,132	6.118
10. Andrew Smith	2001-03	231	1,393	6.030

### SEASON LEADERS MINIMUM 50 ATTEMPTS (SINCE 2000)

PLAYER	SEASON	ATT	YDS	YPA
1. Austin Aune	2020	185	1,650	8.918
2. Austin Aune	2022	411	3,547	8.630
3. Scott Hall	2003	186	1,580	8.494
4. Mason Fine	2018	469	3,793	8.087
5. Nathan Tune	2010	66	525	7.954
6. Mason Fine	2017	511	4,052	7.929
7. Dajon Williams	2014	77	607	7.883
8. Jason Bean	2020	145	1,131	7.800
9. Mason Fine	2019	414	3,088	7.458
10. Derek Thompson	2013	390	2,896	7.425

## COMPLETIONS

### CAREER LEADERS

PLAYER	SEASONS	ATT	YARDS	CMP
1. Mason Fine	2016-19	1,655	12,505	1,039
2. Mitch Maher	1991-94	1,149	8,256	640
3. Derek Thompson	2009-13	1,055	7,427	636
4. Giovanni Vizza	2007-08	876	5,146	532
5. Scott Davis	1987-90	922	6,923	519
6. Steve Ramsey	1967-69	1,015	7,076	491
7. Austin Aune	2019-22	896	7,324	488
8. Scott Hall	2000-04	784	5,975	422
9. Jason Mills	1994-97	697	3,981	323
10. Riley Dodge	2008-10	481	3,187	311

### SEASON LEADERS

PLAYER	SEASON	ATT	YARDS	CMP
1. Mason Fine	2017	511	4,052	324
2. Giovanni Vizza	2008	493	2,758	309
3. Mason Fine	2018	469	3,793	303
4. Mason Fine	2019	414	3,088	257
5. Derek Thompson	2013	390	2,896	251
6. Austin Aune	2022	232	3,547	232
7. Mitch Maher	1994	370	3,103	231
8. Giovanni Vizza	2007	383	2,388	223
9. Derek Thompson	2012	372	2,649	214
10. Riley Dodge	2009	303	1,975	205

## COMPLETION PERCENTAGE

### CAREER LEADERS MINIMUM 200 ATTEMPTS

PLAYER	SEASONS	CMP	ATT	PCT
1. Riley Dodge	2008-10	311	481	.647
2. Mason Fine	2016-19	1,039	1,655	.628
3. Jordan Case	1977-79	218	354	.615
4. Giovanni Vizza	2007-08	532	876	.607
5. Derek Thompson	2009-13	636	1,055	.603
6. Scott Davis	1987-90	519	922	.562
7. Rusty Hill	1980-82	241	432	.558
8. Mitch Maher	1991-94	640	1,149	.557
9. Daniel Meager	2004-08	262	473	.553
10. Austin Aune	2019-22	488	896	.545

### SEASON LEADERS MINIMUM 100 ATTEMPTS

PLAYER	SEASON	CMP	ATT	PCT
1. Riley Dodge	2009	205	303	.676
2. Mason Fine	2018	303	469	.646
3. Derek Thompson	2013	251	390	.643
4. Mason Fine	2017	324	511	.634
5. Daniel Meager	2007	107	169	.633
6. Giovanni Vizza	2008	309	493	.626
7. Mitch Maher	1994	231	370	.624
8. Mason Fine	2019	257	414	.620
9. Jordan Case	1979	103	167	.616
10. Rusty Hill	1982	177	292	.606

## YARDS PER COMPLETION

### CAREER LEADERS MINIMUM 50 COMPLETIONS (SINCE 2000)

PLAYER	SEASONS	CMP	YDS	YPC
1. Austin Aune	2019-22	488	7,324	15.01
2. Scott Hall	2000-04	422	5,975	14.15
3. Dajon Williams	2013-14	51	662	12.98
4. Jason Bean	2018-20	101	1,307	12.94
5. Matt Phillips	2005-08	64	791	12.35
6. Andrew Smith	2001-03	104	1,267	12.18
7. Mason Fine	2016-19	1,039	12,505	12.03
8. Derek Thompson	2009-13	633	7,427	11.73
9. Andrew McNulty	2011-15	224	2,503	11.17
10. Jace Ruder	2021	53	571	10.77



# INDIVIDUAL LEADERS

## SEASON LEADERS MINIMUM 30 ATTEMPTS (SINCE 2000)

PLAYER	SEASON	CMP	YDS	YPC
1. Austin Aune	2020	101	1,650	16.33
2. Austin Aune	2022	232	3,547	15.29
3. Scott Hall	2003	107	1,580	14.76
4. Andrew Smith	2003	13	187	14.38
5. Jason Bean	2020	79	1,131	14.31
6. Matt Phillips	2005	33	448	13.57
7. Scott Hall	2004	134	1,818	13.56
8. Nathan Tune	2010	39	525	13.46
9. Andrew Smith	2002	91	1,206	13.25
10. Dajon Williams	2014	46	607	13.19

## TOUCHDOWNS

### CAREER LEADERS

PLAYER	SEASONS	YDS	TD
1. Mason Fine	2016-19	12,505	93
2. Steve Ramsey	1967-69	7,076	69
3. Mitch Maher	1991-94	8,256	67
4. Austin Aune	2019-22	7,324	56
5. Scott Hall	2000-04	5,975	50
6. Derek Thompson	2009-13	7,427	42
7. Scott Davis	1987-90	6,923	41
8. Giovanni Vizza	2007-08	5,146	32
Jason Mills	1995-97	3,981	32
10. Vidal Carlin	1965-66	3,233	25

## SEASON LEADERS

PLAYER	SEASONS	YDS	TD
1. Austin Aune	2022	3,547	33
2. Mason Fine	2017	4,052	31
3. Mason Fine	2019	3,088	29
4. Mason Fine	2018	3,793	27
5. Mitch Maher	1994	3,103	26
6. Steve Ramsey	1969	2,828	24
Steve Ramsey	1968	2,516	24
Mitch Maher	1993	2,595	24
9. Steve Ramsey	1967	1,732	21
10. Scott Hall	2001	1,453	19

## INTERCEPTIONS

### CAREER LEADERS

PLAYER	SEASONS	ATT	TD	INT
1. Steve Ramsey	1967-69	1,015	69	67
2. Mitch Maher	1991-94	1,149	67	50
3. Vidal Carlin	1965-66	633	25	47
4. Jason Mills	1994-97	697	32	37
5. Giovanni Vizza	2007-08	876	32	36
6. Derek Thompson	2009-13	1,055	41	34
7. Mason Fine	2016-19	1,655	93	34
8. Austin Aune	2019-22	896	56	28
9. Scott Hall	2000-04	784	50	26
10. Daniel Meager	2004-08	473	12	22

## SEASON LEADERS

PLAYER	SEASON	ATT	TD	INT
1. Steve Ramsey	1969	414	24	31
2. Vidal Carlin	1966	292	13	24
3. Giovanni Vizza	2007	383	17	20
4. Steve Ramsey	1967	269	21	19
Rick Shaw	1971	124	6	19
6. Jason Mills	1995	216	12	18
Vidal Carlin	1965	341	12	18
8. Giovanni Vizza	2008	493	15	16
9. Riley Dodge	2009	303	9	15
Mason Fine	2017	511	31	15
Austin Aune	2022	488	33	15

## TOUCHDOWN-TO-INTERCEPTION RATIO

### CAREER LEADERS MINIMUM 9 TOUCHDOWNS

PLAYER	SEASONS	TD	INT	PCT.
1. Mason Fine	2016-19	93	34	2.73
2. Austin Aune	2019-22	56	28	2.00
3. Scott Hall	2000-04	50	26	1.92
4. Jason Bean	2018-20	17	9	1.88
5. Nathan Tune	2006-10	9	5	1.80
6. Mitch Maher	1991-94	67	50	1.34
7. Derek Thompson	2009-13	41	34	1.20
8. Scott Davis	1987-90	41	35	1.17
9. Steve Ramsey	1967-69	69	67	1.02
10. Riley Dodge	2008-10	20	20	1.00

## SEASON LEADERS MINIMUM 13 TOUCHDOWNS

PLAYER	SEASON	TD	INT	RATIO
1. Mason Fine	2018	27	5	5.40
2. Scott Hall	2004	14	4	3.50
3. Austin Aune	2020	13	4	3.25
4. Mason Fine	2019	29	9	3.22
5. Scott Hall	2003	13	5	2.60
6. Austin Aune	2022	33	15	2.20
7. Mason Fine	2017	31	15	2.06
8. Mitch Maher	1994	26	14	1.85
9. Scott Hall	2001	19	11	1.72
10. Mitch Maher	1993	24	14	1.71

## PASSING YARDS PER GAME

### CAREER LEADERS MINIMUM 5 GAMES (SINCE 2000)

PLAYER	SEASONS	GMS	YDS	AVG
1. Mason Fine	2016-19	49	12,505	255.2
2. Giovanni Vizza	2007-08	22	5,146	233.9
3. Austin Aune	2019-22	37	7,324	197.9
4. Derek Thompson	2010-13	39	7,427	189.4
5. Alec Morris	2016	7	1,126	160.8
6. Riley Dodge	2008-10	24	3,187	132.7
7. Scott Hall	2000-04	50	5,975	119.5
8. DaMarcus Smith	2015	10	1,010	101.0
9. Daniel Meager	2004-08	30	2,555	85.1
10. Jason Bean	2018-20	16	1,307	81.6

## SEASON LEADERS MINIMUM 5 GAMES (SINCE 2000)

PLAYER	SEASON	GMS	YDS	AVG
1. Mason Fine	2018	13	3,793	291.8
2. Mason Fine	2017	14	4,052	289.4
3. Mason Fine	2019	12	3,088	257.3
4. Austin Aune	2022	14	3,547	253.4
5. Giovanni Vizza	2007	10	2,388	238.8
6. Giovanni Vizza	2008	12	2,758	229.8
7. Derek Thompson	2013	13	2,896	222.8
8. Derek Thompson	2012	12	2,649	220.8
9. Daniel Meager	2007	5	1,088	217.6
10. Austin Aune	2020	8	1,650	206.2

RECORDS



# INDIVIDUAL LEADERS

## RECEIVING

### RECEPTIONS

#### CAREER LEADERS

PLAYER	SEASONS	YDS	AVG	REC
1. Jaelon Darden	2017-20	2,782	12.09	230
2. Casey Fitzgerald	2005-08	2,533	11.86	229
3. Carlos Harris	2012-15	2,406	12.21	197
4. Johnny Quinn	2003-06	2,718	14.53	187
5. David Brown	1991-94	2,402	13.19	182
6. Pete Harvey	1978-81	1,932	11.78	164
7. John Love	1956-66	2,124	14.75	144
Ron Shanklin	1967-69	2,465	17.11	144
9. Michael Lawrence	2016-19	1,929	13.48	143
10. Barry Moore	1968-69	2,183	15.59	140
11. Troy Redwine	1992-96	2,567	18.60	138
12. Marvin Walker	1979-82	1,475	10.76	137
13. Rico Bussey	2016-19	1,941	15.16	128
14. Jim Russell	1965-67	1,701	13.94	122
15. Brandon Jackson	2004-07	1,247	10.39	120
16. Brelan Chancellor	2010-13	1,711	14.75	116
17. Roderic Burns	2019-Pres.	1,658	14.80	112
18. Marcus Camper	1985-88	1,939	17.46	111
19. Turner Smiley	2013-17	1,462	13.66	107
20. Kamaal Jackson	2013-17	1,147	11.02	104

#### SEASON LEADERS

PLAYER	SEASON	YDS	AVG	REC
1. Casey Fitzgerald	2008	1,119	9.90	113
2. Casey Fitzgerald	2007	1,322	11.90	111
3. Marvin Walker	1982	934	10.26	91
4. Brandon Jackson	2007	784	9.92	79
5. John Love	1965	994	13.07	76
Jaelon Darden	2019	736	9.68	76
7. Jaelon Darden	2020	1,190	16.08	74
8. Barry Moore	1968	1,053	14.83	71
Jamaal Jackson	2009	701	9.87	71
10. Darnell Smith	2013	791	11.30	70
Carlos Harris	2014	863	12.32	70

## YEARLY LEADERS

YEAR	PLAYER	REC	YDS	AVG	TD
1951	Wendell Swann	23	472	20.52	5
1952	Winton Criswell	12	157	13.08	1
1953	Ken Hall	18	288	16.00	3
1954	Charlie McGinty	25	376	15.04	5
1955	Dennis Shaw	13	225	17.30	2
1956	Dennis Shaw	15	279	18.60	1
1957	Abner Haynes	11	50	4.54	0
1958	Abner Haynes	19	298	15.68	3
1959	Abner Haynes	16	231	14.43	3
1960	Billy Christle	12	161	13.41	0
1961	W. Freeman	6	63	10.50	0
1962	A.D. Whitfield	7	116	16.57	3
1963	Herb Carr	7	88	12.57	1
1964	Carl Lockhart	29	341	11.75	1
1965	John Love	76	994	13.07	7
1966	John Love	68	1,130	16.61	10
1967	James Russell	44	624	14.18	5
1968	Barry Moore	69	1,053	15.3	7
1969	Barry Moore	71	1,130	15.9	5
1970	Ret Little	43	733	17.0	2
1971	David Yaeger	35	631	18.0	4
1972	David Yaeger	42	738	17.6	2
1973	David Kervin	34	641	18.8	6
1974	J.T. Hollins	27	374	13.9	1
1975	Jeff Webb	23	375	16.3	1
1976	J.T. Hollins	22	331	15.0	1
1977	Tim Loftin	33	523	15.8	5
1978	Charlie Murray	32	546	17.1	9
1979	Pete Harvey	37	424	11.5	1
1980	Pete Harvey	47	496	10.6	5
1981	Pete Harvey	57	743	13.0	3
1982	Marvin Walker	91	934	10.3	11
1983	Tim Wasson	37	553	14.9	4
1984	Tim Wasson	28	453	16.1	1
1985	Marcus Camper	17	332	19.5	3
1986	Marcus Camper	16	247	15.4	1
1987	Marcus Camper	24	422	17.5	3
1988	Marcus Camper	54	938	17.3	7
1989	Tony Cook	45	523	11.6	3
1990	Erric Pegram	55	444	8.1	1
1991	David Brown	45	531	11.8	1
1992	Clayton George	36	563	15.6	2
1993	David Brown	45	497	11.0	7
1994	David Brown	66	1,013	15.3	11
1995	Troy Redwine	50	800	16.0	8
1996	Brian Waters	28	272	9.7	4
1997	Jay Young	36	552	15.3	4
1998	Jay Young	32	428	13.4	1
1999	Broderick McGrew	32	601	18.8	5
2000	Byron Curtis	21	336	16.0	1
2001	George Marshall	32	546	17.1	11
2002	George Marshall	30	398	13.3	2
2003	Johnny Quinn	34	709	20.9	3
2004	Johnny Quinn	49	785	16.0	9
2005	Johnny Quinn	47	591	12.6	5
2006	Johnny Quinn	57	633	11.1	4
2007	Casey Fitzgerald	111	1,322	11.9	12
2008	Casey Fitzgerald	113	1,119	9.9	6
2009	Jamaal Jackson	71	701	9.9	6
2010	Darius Carey	38	524	13.8	5
2011	Brelan Chancellor	37	457	12.4	3
2012	Ivan Delgado	42	570	13.6	0
2013	Darnell Smith	70	791	11.3	4
2014	Carlos Harris	70	863	12.3	3
2015	Carlos Harris	61	727	11.9	7
2016	Thaddeous Thompson	43	545	12.7	2
2017	Michael Lawrence	62	819	13.2	4
2018	Rico Bussey, Jr.	68	1,017	15.0	12
2019	Jaelon Darden	76	736	9.7	12
2020	Jaelon Darden	74	1,190	16.1	19
2021	Roderic Burns	58	802	13.8	4
2022	Roderic Burns	40	676	16.9	1





# INDIVIDUAL LEADERS

## YARDS

### CAREER LEADERS

PLAYER	SEASONS	REC	AVG	YDS
1. Jaelon Darden	2017-20	230	12.09	2,782
2. Johnny Quinn	2003-06	187	14.53	2,718
3. Troy Redwine	1992-96	138	18.60	2,567
4. Casey Fitzgerald	2005-08	229	11.86	2,533
5. Ron Shanklin	1967-69	144	17.11	2,465
6. Carlos Harris	2012-15	197	12.21	2,406
7. David Brown	1991-94	182	13.19	2,402
8. Barry Moore	1968-69	140	15.59	2,183
9. John Love	1965-66	144	14.75	2,124
10. Rico Bussey Jr.	2016-19	128	15.16	1,941
11. Marcus Camper	1985-88	111	17.46	1,939
12. Pete Harvey	1978-81	164	11.78	1,932
13. Michael Lawrence	2016-19	143	13.48	1,929
14. Brelan Chancellor	2010-13	116	14.75	1,711
15. James Russell	1965-67	122	13.94	1,701
16. Roderic Burns	2019-Pres.	112	14.80	1,658
17. Jalon Guyton	2017-18	103	15.33	1,580
18. Marvin Walker	1979-82	137	10.76	1,475
19. Turner Smiley	2013-17	107	13.66	1,462
20. David Yaege	1971-72	77	17.77	1,369

### SEASON LEADERS

PLAYER	SEASON	REC	AVG	YDS
1. Casey Fitzgerald	2007	111	11.90	1,322
2. Jaelon Darden	2020	74	16.08	1,190
3. Barry Moore	1969	71	15.91	1,130
John Love	1966	68	16.61	1,130
5. Casey Fitzgerald	2008	113	9.90	1,119
6. Barry Moore	1968	71	14.83	1,053
7. Rico Bussey Jr.	2018	68	14.95	1,017
8. David Brown	1994	66	15.34	1,013
9. John Love	1965	76	13.07	994
10. Marcus Camper	1988	54	17.37	938
11. Marvin Walker	1982	91	10.26	934
12. Ron Shanklin	1969	56	15.60	874
13. Ron Shanklin	1967	41	21.14	867
14. Carlos Harris	2014	70	12.32	863
15. Michael Lawrence	2017	62	13.20	819
16. Tony Redwine	1994	49	16.55	811
17. Jalon Guyton	2018	54	14.90	805
18. Roderic Burns	2021	58	13.82	802
19. Brelan Chancellor	2013	53	14.94	792
20. Darnell Smith	2013	70	11.30	791

## TOUCHDOWNS

### CAREER LEADERS

PLAYER	SEASONS	REC	YDS	TD
1. Jaelon Dardon	2017-20	230	2,782	38
2. Ron Shanklin	1967-69	144	2,465	31
3. Tony Redwine	1992-96	138	2,567	23
4. David Brown	1991-94	182	2,402	22
5. Rico Bussey Jr.	2016-19	128	1,941	21
Johnny Quinn	2003-06	187	2,718	21
7. Casey Fitzgerald	2005-08	229	2,533	20
Jyaire Shorter	2018-22	58	1,320	20
9. John Love	1965-66	144	2,124	17
10. Jalen Guyton	2017-18	103	1,580	15
George Marshall	1999-02	78	1,194	15

## SEASON LEADERS

PLAYER	SEASON	REC	YDS	TD
1. Jaelon Darden	2020	74	1,190	19
2. Ron Shanklin	1967	41	867	13
3. Jaelon Darden	2019	76	736	12
Rico Bussey Jr.	2018	68	1,017	12
Casey Fitzgerald	2007	111	1,322	12
6. David Brown	1994	66	1,013	11
George Marshall	2001	32	546	11
Marvin Walker	1982	91	934	11
Jyaire Shorter	2022	23	628	11
10. John Love	1966	68	1,130	10

## YARDS PER RECEPTION

### CAREER LEADERS MINIMUM 50 RECEPTIONS

PLAYER	SEASONS	REC	YDS	AVG
1. Jyaire Shorter	2018-22	58	1,320	22.76
2. Troy Redwine	1992-96	138	2,567	18.60
3. Broderick McGrew	1996-99	66	1,224	18.54
4. Devin Kervin	1972-73	69	1,246	18.05
5. David Yaege	1971-72	77	1,369	17.77
6. Marcus Camper	1985-88	111	1,939	17.46
7. Deonte Simpson	2019-21	48	830	17.29
8. Andy Blount	2001-04	56	871	15.55
9. Jalen Guyton	2017-18	103	1,580	15.33
10. George Marshall	1999-02	78	1,194	15.30

### SEASON LEADERS MINIMUM 20 RECEPTIONS

PLAYER	SEASON	REC	YDS	AVG
1. AV Collins	1949	30	949	31.63
2. Jyaire Shorter	2022	23	628	27.30
3. Troy Redwine	1993	34	867	25.50
4. Vance Jackson	1973	29	639	22.03
5. Ron Shanklin	1967	41	867	21.14
6. Johnny Quinn	2003	34	709	20.85
7. Scott Ford	1992	21	435	20.71
8. Deonte Simpson	2020	25	517	20.68
9. Jyaire Shorter	2019	24	473	19.70
10. Andy Blount	2003	22	415	18.86

## YARDS PER GAME

### CAREER LEADERS (SINCE 2000)

PLAYER	SEASONS	G	YDS	AVG
1. Casey Fitzgerald	2005-08	28	2,533	90.46
2. Rico Bussey Jr.	2016-19	30	1,923	64.10
3. Jalen Guyton	2017-18	25	1,580	63.20
4. Sam Dibrell	2007-08	10	610	61.00
5. Jaelon Dardon	2017-20	47	2,782	59.19
6. Johnny Quinn	2003-06	47	2,718	57.82
7. Carlos Harris	2012-15	42	2,396	57.04
8. Darnell Smith	2012-13	21	1,170	55.71
9. Ivan Delgado	2011-12	17	875	51.47
10. Jamaal Jackson	2009-10	23	1,147	49.86

### SEASON LEADERS (SINCE 2000)

PLAYER	SEASON	G	YDS	AVG
1. Jaelon Darden	2020	9	1,190	132.22
2. Casey Fitzgerald	2007	12	1,322	110.16
3. Casey Fitzgerald	2008	12	1,119	93.25
4. Rico Bussey Jr.	2018	12	1,017	84.75
5. Carlos Harris	2014	12	863	71.91
6. Darnell Smith	2013	12	791	65.71
7. Johnny Quinn	2004	12	785	65.41
8. Brandon Jackson	2007	12	784	65.33
9. Jalen Guyton	2017	12	775	64.58
10. Jalen Guyton	2018	13	805	61.92



# INDIVIDUAL LEADERS

## TOTAL OFFENSE

### TOTAL PLAYS

#### CAREER LEADERS

PLAYER	SEASONS	PLAYS
1. Mason Fine	2016-19	1,980
2. Scott Davis	1987-90	1,549
3. Mitch Maher	1991-94	1,471
4. Derek Thompson	2009-13	1,214
5. Scott Hall	2000-04	1,201

#### SEASON LEADERS

PLAYER	SEASON	PLAYS
1. Mason Fine	2017	618
2. Mason Fine	2018	538
3. Giovanni Vizza	2007	516
4. Steve Ramsey	1969	481
5. Mason Fine	2019	469

### TOTAL YARDS

#### CAREER LEADERS

PLAYER	SEASONS	PLAYS	YDS
1. Mason Fine	2016-19	1,980	12,561
2. Mitch Maher	1991-94	1,471	9,006
3. Scott Davis	1987-90	1,549	8,436
4. Austin Aune	2019-22	1,047	7,730
5. Derek Thompson	2010-13	1,211	7,700
6. Steve Ramsey	1967-69	1,132	6,568
7. Scott Hall	2000-04	1,201	6,440
8. Giovanni Vizza	2007-08	1,104	5,561
9. Ken Washington	1974-77	1,016	4,313
10. Lance Dunbar	2008-11	782	4,224

#### SEASON LEADERS

PLAYER	SEASON	PLAYS	YDS
1. Mason Fine	2017	618	4,068
2. Mason Fine	2018	538	3,813
3. Austin Aune	2022	455	3,599
4. Mitch Maher	1994	458	3,280
5. Derek Thompson	2013	454	3,053
6. Mason Fine	2019	469	2,990
7. Giovanni Vizza	2008	588	2,874
8. Scott Davis	1988	430	2,848
9. Mitch Maher	1993		2,711
10. Giovanni Vizza	2007	516	2,687

## YEARLY LEADERS

YEAR	PLAYER	RUSH	PASS	YDS
1951	Richard Harvey	-143	1,194	1,051
1952	Tommy Gray	829	0	829
1953	Dean Renfro	700	0	700
1954	Don Baker	164	630	794
1955	Don Baker	164	700	864
1956	Ray Toole	90	485	575
1957	Ray Toole	316	367	683
1958	Vernon Cole	269	589	858
1959	Vernon Cole	550	304	854
1960	Robert Duty	30	614	644
1961	Bobby Smith	541	0	541
1962	Dwain Bean	657	0	657
1963	Dwain Bean	770	14	784
1964	A.D. Whitfield	592	0	592
1965	Vidal Carlin	-65	1,723	1,658
1966	Vidal Carlin	-122	1,510	1,388
1967	Steve Ramsey	-168	1,732	1,564
1968	Steve Ramsey	-149	2,516	2,367
1969	Steve Ramsey	-191	2,828	2,637
1970	Joe Milton	186	1,852	2,038
1971	Rick Shaw	99	666	766
1972	Rick Shaw	74	734	808
1973	Phil Shotland	-13	959	946
1974	Ken Washington	481	1,042	1,523
1975	Glen Ray	7	472	479
1976	Ken Washington	395	587	982
1977	Ken Washington	258	1,155	1,413
1978	Jordan Case	267	1,360	1,627
1979	Jordan Case	-52	1,152	1,100
1980	Joe Stevenson	89	1,582	1,671
1981	Greg Carter	-38	782	744
1982	Rusty Hill	-61	1,704	1,643
1983	Greg Carter	80	1,275	1,355
1984	Mike Rhone	206	375	581
1985	Mike Rhone	294	487	781
1986	Bron Beal	331	664	995
1987	Scott Davis	316	1,023	1,339
1988	Scott Davis	439	2,409	2,848
1989	Scott Davis	115	1,941	2,056
1990	Scott Davis	643	1,550	2,193
1991	Wendell Mosley	-37	861	824
1992	Mitch Maher	167	2,090	2,257
1993	Mitch Maher	116	2,595	2,711
1994	Mitch Maher	177	3,103	3,280
1995	Jason Mills	55	1,183	1,238
1996	Jason Mills	24	1,016	1,040
1997	Jason Mills	35	1,667	1,702
1998	Ja'Quay Wilburn	754	0	754
1999	Ja'Quay Wilburn	1,016	0	1,016
2000	Scott Hall	230	937	1,167
2001	Scott Hall	143	1,453	1,596
2002	Kevin Galbreath	1,298	0	1,298
2003	Scott Hall	74	1,732	1,806
2004	Scott Hall	11	1,818	1,829
2005	Patrick Cobbs	1,154	33	1,187
2006	Jamario Thomas	668	0	668
2007	Giovanni Vizza	299	2,388	2,687
2008	Giovanni Vizza	116	2,828	2,944
2009	Riley Dodge	463	1,975	2,438
2010	Lance Dunbar	1,553	0	1,553
2011	Derek Thompson	113	1,759	1,872
2012	Derek Thompson	26	2,649	2,675
2013	Derek Thompson	157	2,896	3,053
2014	Andrew McNulty	54	1,295	1,349
2015	DaMarcus Smith	427	1,010	1,437
2016	Mason Fine	118	1,572	1,690
2017	Mason Fine	16	4,052	4,068
2018	Mason Fine	20	3,793	3,813
2019	Mason Fine	-98	3,088	2,990
2020	Austin Aune	29	1,650	1,679
2021	Austin Aune	325	1,991	2,316
2022	Austin Aune	52	3,547	3,599



# INDIVIDUAL LEADERS

## YARDS PER PLAY

### CAREER LEADERS MINIMUM 300 PLAYS (SINCE 2000)

PLAYER	SEASONS	PLAYS	YDS	AVG
1. Austin Aune	2019-22	1,047	7,730	7.38
2. Derek Thompson	2009-13	1,211	7,700	6.36
3. Mason Fine	2016-19	1,980	12,561	6.34
4. Riley Dodge	2008-10	667	3,938	5.90
5. Lance Dunbar	2008-11	782	4,224	5.40

### SEASON LEADERS MINIMUM 50 PLAYS (SINCE 2001)

PLAYER	SEASON	PLAYS	YDS	AVG
1. Austin Aune	2020	212	1,679	7.92
2. Austin Aune	2022	455	3,599	7.91
3. Jason Bean	2020	201	1,477	7.34
4. Ayo Adeyi	2022	112	1,303	7.21
3. Scott Hall	2003	254	1,806	7.11
4. Mason Fine	2018	538	3,813	7.09
5. Lance Dunbar	2009	200	1,378	6.89
6. Derek Thompson	2013	454	3,053	6.72
7. Mason Fine	2017	618	4,068	6.58
8. Derek Thompson	2012	411	2,675	6.51
9. Jeffery Wilson	2017	188	1,215	6.46
10. Mason Fine	2019	469	2,990	6.38

## TOUCHDOWN RESPONSIBILITY

### CAREER LEADERS

PLAYER	SEASONS	RUSH	PASS	TD
1. Mason Fine	2016-19	7	93	100
2. Mitch Maher	1991-94	18	67	85
3. Steve Ramsey	1967-69	2	69	71
4. Scott Davis	1987-90	29	71	70
5. Austin Aune	2019-22	6	56	62
6. Scott Hall	2000-04	7	50	57
7. Derek Thompson	2009-13	8	42	50
8. Lance Dunbar	2008-11	41		48
9. Patrick Cobbs	2001-05	36		40
10. DeAndre Torrey	2018-21	36	4	40

### SEASON LEADERS

PLAYER	SEASON	RUSH	PASS	TD
1. Austin Aune	2022	1	33	34
2. Mitch Maher	1994	7	26	33
3. Mason Fine	2017	1	31	32
4. Mason Fine	2019	2	29	31
Mitch Maher	1993	7	24	31

## ALL-PURPOSE

### TOTAL NET YARDS

#### CAREER LEADERS

PLAYER	SEASONS	YDS
1. Brelan Chancellor	2010-13	5,503
2. Lance Dunbar	2008-11	5,375
3. Patrick Cobbs	2001-05	5,222
4. DeAndre Torrey	2018-21	4,920
5. Jeffery Wilson	2014-17	4,011
6. Johnny Quinn	2003-06	3,835
7. Jamaro Thomas	2004-07	3,670
8. Marcus Camper	1985-88	3,562
9. Jaelon Darden	2017-20	3,418
10. Abner Hayes	1957-59	3,322

## SEASON LEADERS

PLAYER	SEASON	RUSH	REC	RET	YDS
1. Brelan Chancellor	2013	123	792	1,049	1,964
2. Lance Dunbar	2010	1,553	332	0	1,885
3. Jamaro Thomas	2004	1,801	14	0	1,815
4. Lance Dunbar	2009	1,378	300	57	1,735
5. Patrick Cobbs	2003	1,680	43	48	1,771
6. Leo Taylor	1968	1,017	443	192	1,652
7. Brelan Chancellor	2011	46	457	1,125	1,628
8. Bernard Jackson	1978	1,453	76	75	1,604
9. Erric Pegram	1990	957	444	193	1,594
10. DeAndre Torrey	2018	977	205	330	1,512

## YEARLY LEADERS

YEAR	PLAYER	RUSH	REC	RTN	YDS
1957	Abner Haynes	639	50	240	929
1958	Abner Haynes	495	298	391	1,184
1959	Abner Haynes	730	231	248	1,209
1960	Terry Parks	229	243	168	640
1961	Bobby Smith	541	63	172	776
1962	Dwain Bean	657	3	0	660
1963	Dwain Bean	770	51	0	821
1964	Carl Lockhart	169	341	297	807
1965	John Love	54	994	497	1,545
1966	John Love	-5	1,130	307	1,432
1967	Ron Shanklin	0	867	0	867
1968	Leo Taylor	1,017	443	192	1,652
1969	Leo Taylor	545	357	328	1,230
1970	Ret Little	0	733	0	733
1971	Ken Fontno	0	0	702	702
1972	Charles Johnson	685	118	381	1,184
1973	David Kervin	82	641	554	1,277
1974	John Brown	674	57	0	731
1975	Sears Woods	446	44	326	816
1976	Mike Jones	411	164	0	575
1977	Mike Jones	940	245	0	1,185
1978	Bernard Jackson	1,453	76	75	1,604
1979	Bernard Jackson	749	77	445	1,271
1980	Malcolm Jones	1,144	250	0	1,394
1981	C. Charleston	420	94	433	947
1982	Marvin Walker	0	934	0	934
1983	Tim Wasson	38	553	126	717
1984	Tim Wasson	46	453	408	907
1985	Marcus Camper	0	332	397	729
1986	Marcus Camper	49	247	397	693
1987	Marcus Camper	0	422	368	790
1988	Marcus Camper	0	938	412	1,350
1989	Tony Cook	-21	523	422	924
1990	Erric Pegram	957	444	193	1,594
1991	David Brown	58	531	307	896
1992	Terrance Brown	976	16	0	992
1993	Terrance Brown	1,101	6	0	1,107
1994	David Brown	8	1,013	364	1,385
1995	Billie Smith	-7	441	563	997
1996	Hut Allred	907	19	41	967
1997	Hut Allred	586	49	206	841
1998	Broderick McGrew	0	393	587	980
1999	Broderick McGrew	0	601	473	1,074
2000	Ja'Quay Wilburn	756	63	0	819
2001	Kevin Galbreath	1,119	12	0	1,131
2002	Kevin Galbreath	1,298	21	0	1,319
2003	Patrick Cobbs	1,680	43	48	1,771
2004	Jamaro Thomas	1,801	14	0	1,815
2005	Patrick Cobbs	1,154	106	226	1,486
2006	Johnny Quinn	0	633	175	808
2007	Casey Fitzgerald	0	1,322	0	1,322
2008	Casey Fitzgerald	47	1,119	14	1,180
2009	Lance Dunbar	1,378	300	57	1,735
2010	Lance Dunbar	1,553	332	0	1,885
2011	Brelan Chancellor	46	457	1,125	1,628
2012	Brandin Byrd	875	92	28	995
2013	Brelan Chancellor	123	792	1,049	1,964

RECORDS



## INDIVIDUAL LEADERS

YEAR	PLAYER	RUSH	REC	RTN	YDS
2014	Carlos Harris	92	863	496	1,451
2015	Jeffery Wilson	830	71	279	1,180
2016	Jeffery Wilson	936	247	0	1,183
2017	Jeffery Wilson	1,215	168	0	1,383
2018	DeAndre Torrey	977	205	330	1,512
2019	DeAndre Torrey	380	96	491	967
2020	Jaelon Darden	-3	1,190	21	1,208
2021	DeAndre Torrey	1,330	115	179	1,624
2022	Kaylon Horton	95	131	699	925

YEAR	PLAYER	TD	PAT	FG	PTS
1977	Michael Jones	16	2	0	98
1978	Charlie Murray	9	0	0	54
1979	Malcolm Jones	7	2	0	44
1980	Whit Smith	0	24	14	66
1981	Lonnie Green	0	9	6	27
1982	Marvin Walker	11	2	0	68
1983	Tom Bresnahan	0	26	8	50
1984	Todd Smith	0	5	7	26
1985	Todd Smith	0	10	8	34
1986	Todd Smith	0	27	7	48
1987	Keith Chapman	0	25	14	67
1988	Keith Chapman	0	37	19	94
1989	Keith Chapman	0	23	12	59
1990	Scott Davis	11	3#	0	72
1991	Kevin McDaniel	0	5	9	32
1992	Richard DeFelice	0	24	13	63
1993	Terrance Brown	10	0	0	60
1994	David Brown	11	0	0	66
1995	Troy Redwine	8	0	0	48
1996	Jeff Graham	0	17	14	59
1997	Garrett Courtney	0	22	14	64
1998	Garrett Courtney	0	14	15	59
1999	Jason Ball	0	11	9	38
2000	Jason Ball	0	18	6	36
2001	George Marshall	11	0	0	66
2002	Nick Bazaldua	0	25	10	55
2003	Patrick Cobbs	21	0	0	126
2004	Jamario Thomas	17	0	0	102
2005	Nick Bazaldua	0	15	8	39
2006	Denis Hopovac	0	13	15	58
2007	Casey Fitzgerald	12	0	0	72
2008	Jeremy Knott	0	22	12	58
2009	Lance Dunbar	19	0	0	114
2010	Lance Dunbar	16	0	0	96
2011	Lance Dunbar	12	0	0	72
2012	Zach Olen	0	28	33	61
2013	Zach Paul	0	48	10	78
2014	Trevor Moore	0	37	15	82
2015	Trevor Moore	0	21	9	48
2016	Jeffery Wilson	15	0	0	90
2017	Trevor Moore	0	55	20	115
2018	DeAndre Torrey	18	0	0	108
	Cole Hedlund	0	51	19	108
2019	Ethan Mooney	0	43	16	91
2020	Jaelon Darden	19	0	0	114
2021	DeAndre Torrey	14	0	0	84
2022	Ethan Mooney	0	54	18	108

## SCORING

## POINTS

## CAREER LEADERS

PLAYER	SEASONS	TD	FG	PAT	PTS
1. Ethan Mooney (PK)	2018-22	0	52	175	331
2. Trevor Moore (PK)	2014-17		53	154	313
3. Lance Dunbar	2008-11	49			294
4. DeAndre Torrey	2018-21	40			240
5. Jaelon Darden	2017-20	39		*1	236
Keith Chapman (PK)	1985-89		49	89	236
Nick Bazaldua (PK)	2002-05		40	116	236
8. Patrick Cobbs	2001-05	38			228
9. Jeffery Wilson	2014-17	32		*3	204
10. Ron Shanklin	1967-69	31			186

\* — Two-point conversions

## SEASON LEADERS

PLAYER	SEASON	TD	FG	PAT	PTS
1. Patrick Cobbs	2003	21			126
2. Trevor Moore (PK)	2017		20	55	115
3. Jaelon Darden	2020	19			114
Lance Dunbar	2009	19			114
5. DeAndre Torrey	2018	18			108
Cole Hedlund	2018	18			108
Ethan Mooney	2022	0	18	54	108
8. Jamario Thomas	2004	17			102
9. Michael Jones	2004	16		*1	98
10. Lance Dunbar	2010	16			96
Jeffery Wilson	2017	16			96

## YEARLY LEADERS

YEAR	PLAYER	TD	PAT	FG	PTS
1950	Ken Bahnsen	7	0	0	42
1951	Ray Renfro	15	0	0	90
1952	Tommy Gray	10	0	0	60
1953	Dean Renfro	7	0	0	42
1954	Charles McGinty	5	0	0	30
1955	Tommy Runnels	7	1	0	43
1956	Ray Toole	6	0	0	36
1957	David Lott	7	0	0	42
1958	Abner Haynes	7	2	0	44
1959	Abner Haynes	14	6	0	90
1960	Arthur Perkins	3	4	0	22
1961	Bobby Smith	7	0	0	42
1962	Dwain Bean	8	1	0	49
1963	Dwain Bean	4	10	0	34
1964	Mike Bailey	3	0	0	18
1965	John Love	8	18	1	69
1966	John Love	10	28	0	88
1967	Ron Shanklin	13*	0	0	78
1968	Leo Taylor	14	0	0	84
1969	Ron Shanklin	10	0	0	60
1970	Mike Briscoe	0	17	8	41
1971	David Yaege	4	2	0	26
1972	Charles Johnson	6	4	0	40
1973	David Kervin	7	2	0	44
1974	John Brown	4	0	0	24
	Lee Harrington	0	12	4	24
1975	Sears Woods	8	2	0	50
1976	Iseed Khoury	0	15	8	39



# INDIVIDUAL LEADERS

## POINTS, KICKING

### CAREER LEADERS

PLAYER	SEASONS	FG	PAT	PTS
1. Ethan Mooney	2018-21	52	175	331
2. Trevor Moore	2014-17	53	154	313
3. Keith Chapman	1985-89	49	89	236
4. Nick Bazaldua	2002-05	40	116	236
5. Zach Olen	2010-13	32	83	179

### SEASON LEADERS

PLAYER	SEASON	FG	PAT	PTS
1. Trevor Moore	2017	20	55	115
2. Cole Hedlund	2018	19	51	108
Ethan Mooney	2022	18	54	108
4. Keith Chapman	1988	19	37	94
5. Ethan Mooney	2019	16	43	91

## FIELD GOALS MADE

### CAREER LEADERS

PLAYER	SEASONS	PCT	FGA	FGM
1. Trevor Moore	2014-17	.803	66	53
2. Ethan Mooney	2018-22	.765	68	52
3. Keith Chapman	1985-89	.690	71	49
4. Nick Bazaldua	2002-05	.645	62	40
5. Zach Olen	2010-13	.666	48	32
6. Garrett Courtney	1987-88	.743	39	29
7. Todd Smith	1983-86	.529	51	27
8. Iseed Khoury	1975-77	.448	58	26
Jeff Graham	1994-96	.742	35	26
10. Jason Ball	1999-01	.666	36	24

### SEASON LEADERS

PLAYER	SEASON	PCT	FGA	FGM
1. Trevor Moore	2017	.909	22	20
2. Cole Hedlund	2018	.863	22	19
Keith Chapman	1989	.703	27	19
4. Ethan Mooney	2022	.857	18	21
5. Ethan Mooney	2019	.800	20	16
7. Trevor Moore	2014	.882	17	15
Denis Hopovac	2006	.714	21	15
8. Nick Bazaldua	2004	.777	18	14
Garrett Courtney	1997	.875	16	14
Jeff Graham	1996	.700	20	14
Keith Chapman	1988	.700	20	14
Keith Chapman	1987	.700	20	14
Whit Smith	1980	.666	21	14

## FIELD GOALS ATTEMPTED

### CAREER LEADERS

PLAYER	SEASONS	FGM	PCT	FGA
1. Keith Chapman	1985-89	49	.690	71
2. Ethan Mooney	2018-22	52	.765	68
3. Trevor Moore	2014-17	53	.803	66
4. Nick Bazaldua	2002-05	40	.645	62
5. Iseed Khoury	1975-77	26	.448	58
6. Todd Smith	1983-86	27	.529	51
7. Zach Olen	2010-13	32	.666	48
8. Garrett Courtney	1987-88	29	.743	39
9. Jason Ball	1999-01	24	.666	36
10. Jeff Graham	1994-96	26	.742	35

## SEASON LEADERS

PLAYER	SEASON	FGM	PCT	FGA
1. Keith Chapman	1989	19	.703	27
2. Iseed Khoury	1977	11	.440	25
3. Garrett Courtney	1998	15	.652	23
4. Trevor Moore	2017	20	.909	22
Cole Hedlund	2018	19	.863	22
6. Denis Hopovac	2006	15	.714	21
Whit Smith	1980	14	.666	21
Ethan Mooney	2022	18	.857	21
8. Ethan Mooney	2019	16	.800	20
Jeff Graham	1996	14	.700	20
Keith Chapman	1988	14	.700	20
Keith Chapman	1987	14	.700	20

## FIELD GOAL PERCENTAGE

### CAREER LEADERS MINIMUM 25 ATTEMPTED

PLAYER	SEASONS	FGM	FGA	PCT
1. Trevor Moore	2014-17	53	66	.803
2. Ethan Mooney	2018-22	52	68	.765
2. Garrett Courtney	1997-98	29	39	.743
3. Jeff Graham	1994-96	26	35	.742
5. Richard Defelice	1992-93	18	25	.720
6. Keith Chapman	1985-89	49	71	.690
7. Jeremy Knott	2008-09	22	32	.687
8. Jason Ball	1999-01	24	36	.666
Zach Olen	2010-13	32	48	.666
10. Nick Bazaldua	2002-05	40	62	.645

### SEASON LEADERS MINIMUM 10 ATTEMPTS

PLAYER	SEASON	FGM	FGA	PCT
1. Trevor Moore	2017	20	22	.909
2. Trevor Moore	2014	15	17	.882
3. Garret Courtney	1997	14	16	.875
4. Zach Olen	2010	13	15	.867
5. Cole Hedlund	2018	19	22	.864
6. Ethan Mooney	2022	18	21	.857
7. Ethan Mooney	2021	11	13	.846
8. Jason Ball	1999	9	11	.818
9. Richard DeFelice	1993	13	16	.813
10. Ethan Mooney	2019	16	20	.800

## PAT KICKS MADE

### CAREER LEADERS

PLAYER	SEASONS	XPA	XPM
1. Ethan Mooney	2018-22	177	175
2. Trevor Moore	2014-17	154	154
Nick Bazaldua	2002-05	126	116
4. Keith Chapman	1986-89	91	89
5. Zach Olen	2010-13	89	83
6. Iseed Khoury	1975-77	70	69
7. Jason Ball	1999-01		59
8. Jeremy Knott	2008-09		57
9. Cole Hedlund	2018		51
10. Zach Paul	2012-14	49	48

### SEASON LEADERS

PLAYER	SEASON	XPA	XPM
1. Trevor Moore	2017	55	55
2. Ethan Mooney	2022	55	54
2. Cole Hedlund	2018	54	51
3. Zach Paul	2013	49	48
4. Nick Bazaldua	2003	45	44
5. Ethan Mooney	2019	44	43
6. Trevor Moore	2016	41	41
7. Ethan Mooney	2021	40	40
8. Ethan Mooney	2020	38	38
9. Nick Balzaldia	2004		37
Iseed Khoury	1977	37	37
Keith Chapman	1988	37	37
Trevor Moore	2014	37	37





# INDIVIDUAL LEADERS

## PAT KICKS ATTEMPTED

### CAREER LEADERS

PLAYER	SEASONS	XPM	PCT	XPA
1. Ethan Mooney	2018-22	175	.989	177
2. Trevor Moore	2014-17	154	1.000	154
3. Nick Bazaldua	2002-05	116	.920	126
4. Keith Chapman	1986-89	89	.978	91
5. Zach Olen	2010-13	83	.932	89

### SEASON LEADERS

PLAYER	SEASON	XPM	PCT	XPA
1. Trevor Moore	2017	55	1.000	55
Ethan Mooney	2022	54	.981	55
3. Cole Hedlund	2018	51	.944	54
4. Zach Paul	2013	48	.979	49
5. Nick Bazaldua	2003	44	.977	45

## PAT KICK PERCENTAGE

### CAREER LEADERS MINIMUM 45 MADE

PLAYER	SEASONS	XPM	PCT	XPA
1. Trevor Moore	2014-17	154	1.000	154
2. Ethan Mooney	2018-22	175	.989	177
3. Iseed Khoury	1975-77	69	.985	70
4. Zach Paul	2012-14	48	.979	49
5. Keith Chapman	1986-89	89	.978	91

### SEASON LEADERS MINIMUM 20 MADE

PLAYER	SEASON	XPM	XPA	PCT
1. Ethan Mooney	2021	40	40	1.000
Ethan Mooney	2020	38	38	1.000
Trevor Moore	2017	55	55	1.000
Trevor Moore	2016	41	41	1.000
Trevor Moore	2014	37	37	1.000
Keith Chapman	1988	37	37	1.000
Iseed Khoury	1977	37	37	1.000
Keith Chapman	1989	22	22	1.000
Trevor Moore	2015	21	21	1.000
10. Ethan Mooney	2022	54	55	.989

## PUNTING

### PUNTS

#### CAREER LEADERS (SINCE 1997)

PLAYER	SEASONS	YDS	AVG	P
1. Truman Spencer	2005-08	10,702	40.53	264
2. Will Atterberry	2009-12	10,048	41.52	242
3. Brad Kadlubar	2001-04	9,489	41.07	231
4. John Baker	1997-99	9,243	44.01	210
5. Eric Keena	2013-16	7,729	44.16	175
6. Bernardo Rodriguez	2019-22	4,280	43.67	151
7. Jason Ball	1999-01	5,418	38.42	141
8. Alvin Kenworthy	2017-19	5,212	42.03	124
9. Blake Macek	2012-15	4,444	40.40	110
10. Blake Patterson	2016-17	1,398	41.11	34

#### SEASON LEADERS (SINCE 1997)

PLAYER	SEASON	YDS	AVG	P
1. Brad Kadlubar	2002	3,619	42.57	85
2. John Baker	1999	3,535	43.10	82
3. Truman Spencer	2005	2,859	37.61	76
4. Jason Ball	2000	2,865	38.20	75
5. Will Atterberry	2011	3,218	43.48	74
6. Brad Kadlubar	2003	2,951	40.42	73
Brad Kadlubar	2004	2,919	39.98	73
8. Eric Keena	2016	3,148	43.72	72
9. Will Atterberry	2012	2,888	41.25	70
10. Truman Spencer	2008	2,925	42.39	69

## YARDS

#### CAREER LEADERS (SINCE 1997)

PLAYER	SEASONS	YDS	AVG	P
1. Truman Spencer	2005-08	10,702	40.53	264
2. Will Atterberry	2009-12	10,048	41.52	242
3. Brad Kadlubar	2001-04	9,489	41.07	231
4. John Baker	1997-99	9,243	44.01	210
5. Eric Keena	2013-16	7,729	44.16	175
6. Bernardo Rodriguez	2019-22	6,427	42.56	151
6. Jason Ball	1999-01	5,418	38.42	141
7. Alvin Kenworthy	2017-19	5,212	42.03	124
8. Blake Macek	2012-15	4,444	40.40	110
10. Blake Patterson	2016-17	1,398	41.11	34

#### SEASON LEADERS (SINCE 1997)

PLAYER	SEASON	YDS	AVG	P
1. Brad Kadlubar	2002	3,619	42.57	85
2. John Baker	1999	3,535	43.10	82
3. Will Atterberry	2011	3,218	43.48	74
4. Eric Keena	2016	3,148	43.72	72
5. Brad Kadlubar	2003	2,951	40.42	73
6. Truman Spencer	2008	2,925	42.39	69
7. Brad Kadlubar	2004	2,919	39.98	73
8. Will Atterberry	2012	2,888	41.25	70
9. Jason Ball	2000	2,865	38.20	75
10. Truman Spencer	2005	2,859	37.61	76



# INDIVIDUAL LEADERS

## YARDS PER PUNT

### CAREER LEADERS MINIMUM 30 PUNTS (SINCE 1997)

PLAYER	SEASONS	YDS	AVG	P
1. Eric Keena	2013-16	7,729	44.16	175
2. John Baker	1997-99	9,243	44.01	210
3. Bernardo Rodriguez	2019-22	4,280	42.56	151
4. Alvin Kenworthy	2017-19	5,212	42.03	124
5. Will Atterberry	2009-12	10,048	41.52	242
6. Blake Patterson	2016-17	1,398	41.11	34
7. Brad Kadlubar	2001-04	9,489	41.07	231
8. John Baker	1997-99	9,243	44.01	210
9. Truman Spencer	2005-08	10,702	40.53	264
10. Blake Macek	2012-15	4,444	40.40	110

### SEASON LEADERS MINIMUM 40 PUNTS (SINCE 1997)

PLAYER	SEASON	YDS	AVG	P
1. Eric Keena	2014	1,927	44.81	43
2. Eric Keena	2015	2,654	44.23	60
3. Bernardo Rodriguez	2021	2,675	43.85	61
4. Eric Keena	2016	3,148	43.72	72
5. Alvin Kenworthy	2019	2,183	43.66	50
6. Will Atterberry	2011	3,218	43.48	74
7. John Baker	1999	3,535	43.10	82
8. Brad Kadlubar	2002	3,619	42.57	85
9. Truman Spencer	2008	2,925	42.39	69
10. Alvin Kenworthy	2018	2,366	42.25	56

### YEARLY LEADERS

YEAR	PLAYER	P	YDS	AVG
1951	Bill Brashier	49	1,825	37.2
1952	Don Baker	46	1,698	37.8
1953	Don Baker	10	386	38.6
1954	Don Baker	38	1,398	36.8
1955	Don Baker	30	1,349	45.0
1957	David Lott	22	787	35.8
1958	Charlie Cole	15	522	34.8
1959	Jerry Pair	12	489	40.8
1960	Dan Starnes	14	424	30.3
1961	Butch Wright	45	1,501	33.4
1962	Butch Wright	47	1,619	34.4
1963	Carl Lockhart	40	1,578	39.5
1964	Carl Lockhart	54	2,141	39.6
1965	David Neale	66	2,591	39.3
1966	James Russell	71	2,579	36.3
1967	James Russell	26	1,062	40.8
1968	Billy Anderson	60	2,062	34.4
1969	Steve Ramsey	56	2,150	38.4
1970	Danny Collins	47	1,706	36.3
1971	David Yaege	84	3,463	41.2
1972	David Yaege	74	2,787	37.7
1973	Paul Schroeder	47	1,582	33.7
1974	Don Fechtman	59	2,314	39.2
1975	Don Fechtman	66	2,826	42.8
1976	Don Fechtman	54	2,383	44.1
1977	Don Fechtman	56	2,261	40.4
1978	Hugh Hamm	61	2,107	34.5
1979	Billy Ortiz	32	1,164	36.4
1980	Whit Smith	55	2,159	39.3
1981	John Starnes	67	2,491	37.2
1982	John Starnes	72	2,739	38.0
1983	John Starnes	71	2,914	41.0
1984	John Starnes	76	3,201	42.1
1985	Bron Beal	79	2,860	36.2
1986	Bron Beal	54	2,227	41.2
1987	Bron Beal	66	2,696	40.8
1988	Bron Beal	42	1,582	37.7
1989	Bart Helsley	52	1,903	36.5
1990	Bart Helsley	62	2,353	37.9
1992	Erik Forrest	41	1,416	34.5
1993	Toby Gowin	32	1,162	36.3
1994	Toby Gowin	49	1,767	36.1
1995	Toby Gowin	78	3,280	42.1

YEAR	PLAYER	P	YDS	AVG
1996	Toby Gowin	89	3,946	44.3
1997	John Baker	62	2,925	47.2
1998	John Baker	66	2,783	42.2
1999	John Baker	82	3,535	43.1
2000	Jason Ball	75	2,865	38.2
2001	Jason Ball	66	2,553	38.7
2002	Brad Kadlubar	85	3,619	42.6
2003	Brad Kadlubar	73	2,951	40.4
2004	Brad Kadlubar	73	2,919	40.0
2005	Truman Spencer	75	2,829	37.7
2006	Truman Spencer	55	2,245	40.8
2007	Truman Spencer	65	2,703	41.6
2008	Truman Spencer	69	2,925	42.4
2009	Will Atterberry	55	2,143	39.0
2010	Will Atterberry	43	1,799	41.8
2011	Will Atterberry	74	3,218	43.5
2012	Will Atterberry	70	2,888	41.3
2013	Blake Macek	66	2,713	41.1
2014	Eric Keena	43	1,927	44.8
2015	Eric Keena	60	2,654	44.2
2016	Eric Keena	72	3,148	43.7
2017	Blake Patterson	34	1,398	41.1
2018	Alvin Kenworthy	50	2,118	42.4
2019	Alvin Kenworthy	50	2,183	43.7
2020	Bernardo Rodriguez	37	1,605	43.4
2021	Bernardo Rodriguez	61	2,675	44.2
2022	Bernardo Rodriguez	53	2,147	40.5

### TOP-10 LONGEST PUNTS

PLAYER	OPP	YEAR	YDS
1. Toby Gowin	Vanderbilt	1996	92
2. Don Baker	Chattanooga	1955	91
Bart Helsley	ULM	1990	91
4. John Starnes	UT-Arlington	1983	87
5. Jason Ball	Middle Tenn.	2001	79
6. Bron Beal	Arkansas State	1987	77
John Starnes	ULM	1984	77
8. Alvin Kenworthy	SMU	2019	73
Truman Spencer	SMU	2007	73
Truman Spencer	Middle Tenn.	2007	73

### YARDS PER PUNT

#### SEASON LEADERS (SINCE 2000)

**Freshman:** 41.11 – Blake Patterson, 2017  
**Sophomore:** 44.81 – Eric Keena, 2014  
**Junior:** 44.23 – Eric Keena, 2015  
**Senior:** 43.72 – Eric Keena, 2016

RECORDS



# INDIVIDUAL LEADERS

## DEFENSE

### TOTAL TACKLES

#### CAREER LEADERS (SINCE 1977)

PLAYER	SEASONS	SOLO	ASST	TT
1. KD Davis	2018-22	200	228	428
2. Byron Gross	1987-90			418
3. Craig Robertson	2006-10	194	187	381
4. Zach Orr	2010-13	181	184	365
Brad Kassell	1998-01			365
6. Lester Harper	1980-83			362
7. Burks Washington	1975-78			351
8. Kishawn McClain	2014-17	234	104	336
9. Lance White	1983-86			325
10. Taylor Casey	2000-03	172	148	312

#### SEASON LEADERS (SINCE 1977)

PLAYER	YEAR	SOLO	ASST	TT
1. Trent Touchstone	1989	88	55	143
2. KD Davis	2022	72	67	139
3. Craig Robertson	2010	66	67	133
4. Byron Gross	1989	62	70	132
5. Brent Koch	1991	70	56	126
Lance White	1984	57	69	126
7. Zach Orr	2013	57	66	123
8. Byron Gross	1990	51	71	122
9. E.J. Ejiya	2018	60	61	121
Cody Spencer	2003	53	68	121
KD Davis	2021	51	70	121

#### YEARLY LEADERS

YEAR	PLAYER	SOLO	ASST	TT
1977	Burks Washington	70	40	110
1979	Louis Haynes	62	37	99
1980	Louis Haynes	75	33	108
1981	Zac Cypert	48	62	110
1982	Lester Harper	53	70	123
1983	Lester Harper	57	39	96
1984	Lance White	57	69	126
1985	Lance White	52	48	100
1986	Ed Fleming	52	53	105
1987	Byron Gross	44	40	84
1988	Byron Gross	43	37	80
1989	Trent Touchstone	88	55	143
1990	Byron Gross	51	71	122
1991	Brad Koch	70	56	126
1992	Shawn Hicks	46	51	97
1993	Sean Mayes	47	46	93
1994	Willis Hudson	48	33	81
1995	Brett Renfro	50	36	86
1996	Brett Renfro	71	27	98
1997	Ron Boston	79	32	111
1998	Phillip Littlejohn	75	35	100
1999	Brad Kassell	78	34	112
2000	Brad Kassell	72	43	115
2001	Cody Spencer	56	49	105
2002	Taylor Casey	61	56	117
2003	Cody Spencer	53	68	121
2004	Markeith Knowlton	65	23	88
2005	Aaron Weathers	62	51	113
2006	Aaron Weathers	45	33	78
2007	Jeremiah Chapman	47	31	78
2008	Tobe Nwigwe	51	60	111
2009	Craig Robertson	67	40	107
2010	Craig Robertson	66	67	133
2011	Zach Orr	39	35	74
2012	Zach Orr	57	51	108
2013	Zach Orr	57	66	123
2014	Derek Akunne	65	43	108
2015	Kishawn McClain	77	33	110
2016	Kishawn McClain	67	24	91
2017	E.J. Ejiya	51	58	109
2018	E.J. Ejiya	60	61	121
2019	KD Davis	37	51	88
2020	KD Davis	37	38	75
2021	KD Davis	51	70	121

YEAR	PLAYER	SOLO	ASST	TT
2022	KD Davis	72	67	139

### SOLO TACKLES

#### CAREER LEADERS (SINCE 2000)

PLAYER	SEASONS	TT	ASST	SOLO
1. Kishawn McClain	2014-17	336	104	234
2. KD Davis	2018-22	428	228	200
3. Craig Robertson	2006-10	381	127	194
4. Zach Orr	2010-13	365	184	181
5. Taylor Casey	2000-03	312	148	172
6. Derek Akunne	2011-14	308	137	171
7. Tyreke Davis	2017-21	250	99	151
8. Aaron Weathers	2005-07	255	106	149
9. E.J. Ejiya	2016-18	272	134	138
10. Khairi Muhammad	2016-19	244	108	136

#### SEASON LEADERS (SINCE 1977)

PLAYER	SEASON	TT	ASST	SOLO
1. Trent Touchstone	1989	143	55	88
2. Ron Boston	1997	111	32	79
3. Brad Kassell	1999	112	34	78
4. Kishawn McClain	2015	110	33	77
5. Louis Haynes	1980	108	33	75
Phillip Littlejohn	1998	100	35	75
7. Brad Kassell	2000	115	43	72
KD Davis	2022	139	67	72
9. Brett Renfro	1996	98	27	71
10. Burks Washington	1977	110	40	70
Brad Koch	1991	126	56	70

### ASSISTED TACKLES

#### CAREER LEADERS (SINCE 2000)

PLAYER	SEASONS	TT	SOLO	ASST
1. KD Davis	2018-22	428	200	228
2. Craig Robertson	2006-10	381	194	187
3. Zach Orr	2011-13	365	181	184
4. Cody Spencer	2001-03	298	149	149
5. Taylor Casey	2000-03	312	172	148
6. Derek Akunne	2011-14	308	171	137
7. E.J. Ejiya	2016-18	273	137	136
8. Maurice Holman	2003-07	253	128	125
9. Aaron Weathers	2005-07	255	146	109
10. Khairi Muhammad	2016-19	244	136	108

#### SEASON LEADERS (SINCE 1977)

PLAYER	SEASON	TT	SOLO	ASST
1. Byron Gross	1990	122	51	71
2. KD Davis	2021	121	51	70
Lester Harper	1982	123	53	70
Byron Gross	1989	132	62	70
5. Lance White	1984	126	57	69
6. Cody Spencer	2003	121	53	68
7. Craig Robertson	2010	133	66	67
KD Davis	2022	139	72	67
9. Zach Orr	2013	123	57	66
10. Tobe Nwigwe	2008	111	47	64

### TACKLES FOR LOSS

#### CAREER LEADERS (SINCE 1996)

PLAYER	SEASONS	TFL
1. Brandon Kennedy	2000-03	61.0
2. E.J. Ejiya	2016-18	40.5
3. Brad Kassell	1998-01	39.0
4. Brandon Garner	2016-19	34.5
5. Adrian Awasom	2001-04	32.0
KD Davis	2018-22	32.0
7. LaDarius Hamilton	2016-19	28.5
8. Dion Novil	2017-21	28.0
9. Brandon Akpunku	2008-11	27.0
10. Corbin Montgomery	1996-99	26.0



# INDIVIDUAL LEADERS

## SEASON LEADERS (SINCE 2001)

PLAYER	SEASON	TFL
1. EJ Ejiya	2018	25.0
2. Brandon Kennedy	2002	24.0
3. Brandon Garner	2018	18.0
4. Jeremiah Chapman	2007	17.0
Brad Kassell	1999	17.0
Brandon Kennedy	2003	17.0
7. Tyreke Davis	2019	14.0
Adrian Awasom	2004	14.0
9. Zach Orr	2013	13.5
10. Dion Novil	2019	13.0

## YEARLY LEADERS

YEAR	PLAYER	YDS	TFL
1996	Brett Renfro	23	10.0
1997	Scott Blank	54	11.0
1998	Corbin Montgomery	15	6.0
1999	Brad Kassell	27	17.0
2000	Brandon Kennedy	24	10.0
2001	Brad Kassell	29	12.0
2002	Brandon Kennedy	102	24.0
2003	Brandon Kennedy	60	17.0
2004	Adrian Awasom	47	14.0
2005	Jeremiah Chapman	39	9.0
2006	Jeremiah Chapman	41	9.0
2007	Jeremiah Chapman	72	17.0
2008	Craig Robertson	20	7.5
2009	Brandon Akpunku	54	11.5
2010	Craig Robertson	37	10.0
2011	Brandon Akpunku	47	10.0
2012	KC Obi	47	10.5
2013	Zach Orr	65	13.5
2014	Derek Akunne	31	8.5
Chad Polk	41	8.5	
2015	Jarrian Roberts	50	10.0
2016	Joshua Wheeler	42	7.5
2017	EJ Ejiya	50	12.0
2018	EJ Ejiya	98	25.0
2019	Tyreke Davis	43	14.0
2020	Dion Novil	26	8.0
2021	KD Davis	63	16.0
2022	Mazin Richards	68	12.5

## SACKS

### CAREER LEADERS (SINCE 1983)

PLAYER	SEASONS	SACKS
1. Willis Hudson	1991-95	24.0
2. Adrian Awasom	2001-04	20.0
Roderick Manning	1986-89	20.0
4. Corbin Montgomery	1997-99	19.5
5. Scott Blank	1997-98	18.0
6. LaDarius Hamilton	2016-19	17.0
Brandon Akpunku	2008-11	17.0
8. Brandon Kennedy	2000-03	16.5
9. EJ Ejiya	2016-18	16.0
10. Jeremiah Chapman	2004-07	15.5

### SEASON LEADERS (SINCE 1983)

PLAYER	SEASON	SACKS
1. Scott Blank	1997	13.0
Roderick Manning	1989	13.0
4. Ronnie Hickman	1983	12.0
5. Matt Tiemann	1985	11.0
6. Brandon Kennedy	2002	10.0
Brad Spinks	1996	10.0
8. EJ Ejiya	2018	9.0
Rex Johnson	1988	9.0
Aaron Bellazin	2013	9.0

## YEARLY LEADERS

YEAR	PLAYER	SACKS
1983	Ronnie Hickman	12.0
1984	Mike Thompson	7.0
1985	Matt Tiemann	11.0
1986	Tom Middaugh	5.0
1987	Tom Middaugh	8.0
1988	Rex Johnson	9.0
1989	Roderick Manning	13.0
1990	Shawn Walsh	4.0
Bruce Walker	4.0	
1991	Russell McMillan	4.0
1992	Russell McMillan	7.0
1993	Chad Rudzik	3.0
1994	Willis Hudson	15.0
1995	Willis Hudson	9.0
1996	Brad Spinks	10.0
1997	Scott Blank	13.0
1998	Corbin Montgomery	7.0
1999	Corbin Montgomery	5.0
Corry Pertile	3.0	
2000	Brad Kassell	3.0
2001	Darrell Daniels	3.0
2002	Brandon Kennedy	10.0
Evan Cardwell	6.0	
2003	Brandon Kennedy	6.0
2004	Adrian Awasom	8.0
2005	Jeremiah Chapman	4.0
2006	Jeremiah Chapman	5.0
2007	Jeremiah Chapman	5.0
2008	Eddrick Gilmore	3.0
2009	Brandon Akpunku	6.0
2010	Brandon Akpunku	3.5
2011	Brandon Akpunku	7.5
2012	K.C. Obi	5.5
2013	Aaron Bellazin	9.0
2014	Chad Polk	5.5
2015	Jarrian Roberts	6.5
2016	Joshua Wheeler	5.5
2017	E.J. Ejiya	7.0
2018	E.J. Ejiya	9.0
2019	LaDarius Hamilton	8.5
2020	Gabriel Murphy	4.5
2021	Grayson Murphy	8.5
2022	Mazin Richards	7.5

## INTERCEPTIONS

### CAREER LEADERS

PLAYER	SEASONS	INT
1. Bill Brasher	1949-51	19
2. Lyndon Fox	1969-71	18
3. JT Smith	1975-77	13
Leonard Dunlap	1969-70	13
5. Jonas Buckles	2001-04	12
6. Bernie Barbour	1967-69	11
Don McGee	1999-02	11
8. Nate Brooks	2015-18	10
Markeith Knowlton	2001-04	10
10. Zac Whitfield	2011-15	9

RECORDS



# INDIVIDUAL LEADERS

## SEASON LEADERS

PLAYER	SEASON	INT
1. Bill Brashier	1951	10
2. Lyndon Fox	1969	8
3. Ray Toole	1957	7
Billy Ryan	1962	7
Leonard Dunlap	1970	7
Marty Morrison	1978	7
David Morris	1980	7
8. Jonas Buckles	2001	6
Nate Brooks	2018	6
10. Kemon Hall	2018	5
Marcus Trice	2013	5
Craig Robertson	2007	5

2012	Zac Whitfield	3	-5	-1.7
2013	Marcus Trice	5	62	12.4
2014	James Jones	3	33	11.0
2015	Zac Whitfield	2	6	3.0
2016	Nate Brooks	4	54	13.5
2017	Eric Jenkins	2	0	0.0
	Kishawn McClain	2	0	0.0
2018	Nate Brooks	6	15	2.5
2019	Four Players	1	--	--
2020	Makyle Sanders	2	18	9.0
	DeShawn Gaddie	2	0	0.0
2021	Kevin Wood	2	75	37.5
2022	Ridge Texada	3	124	41.3

## YEARLY LEADERS

YEAR	PLAYER	INT	YDS	AVG
1958	Abner Haynes	5	122	24.4
1959	Terry Parks	5	80	16.0
1960	Ray Williamson	2	11	5.5
1961	Butch Wright	4	88	22.0
1962	Billy Ryan	7	174	24.9
1963	Carl Lockhart	4	38	9.5
1964	Carl Lockhart	3	5	1.7
1965	Larry Priestley	5	139	27.9
1966	Billy Woods	6	138	23.0
1967	Mike Shook	7	42	6.0
1968	Bernie Barbour	6	87	14.5
1969	Lyndon Fox	8	64	8.0
1970	Leonard Dunlap	7	132	18.9
1971	Ken Fontno	6	22	3.7
1972	Hurles Scales	5	131	26.2
1973	Don Dunlap	6	48	8.0
1974	Three players	3	--	--
1975	J.T. Smith	6	59	9.8
1976	J.T. Smith	4	143	35.8
	J.T. Smith	3	48	16.0
1977	David Morris	3	51	17.0
1978	Marty Morrison	7	111	15.9
1979	Three players	2	--	--
1980	David Morris	7	56	8.0
1981	Zac Cypert	4	45	11.3
1982	Andre Moore	3	15	5.0
1983	Jerry Pickens	3	23	7.7
1984	Five players	1	--	--
	Jerry Pickens	4	10	2.5
1985	Craig Birdsong	4	88	22.0
1986	Mike Rhone	3	26	8.7
1987	Kim Phillips	4	60	15.0
1988	Kim Phillips	4	41	10.3
1989	Issac Barnett	3	19	6.3
1990	Jeff Tutson	3	23	7.7
	Donald Ericks	3	19	6.3
1991	Tomur Barnes	3	51	17.0
1992	Tomur Barnes	3	33	11.0
	Benny Cherry	2	18	9.0
1993	Greg Matthews	2	31	15.5
1994	Dmitri Markham	5	12	2.4
1995	Calvin Davis	3	0	0.0
1996	Dhati Lewis	3	45	15.0
1997	Five players	1	--	--
	Lawrence Ellis	3	0	0.0
1998	Phillip Littlejohn	3	51	17.0
1999	Heath Moody	2	23	11.5
	Don McGee	4	32	8.0
2000	Brad Kassell	4	23	5.8
2001	Jonas Buckles	5	9	1.8
2002	Don McGee	5	109	21.8
2003	Markeith Knowlton	4	38	9.5
2004	Markeith Knowlton	4	40	10.0
2005	Aaron Weathers	3	31	10.3
2006	Six players	1	--	--
2007	Craig Robertson	5	12	2.4
2008	Tobe Nwigwe	3	98	32.7
2009	Royce Hill	3	58	19.3
	Jeremy Phillips	2	18	9.0
2010	John Shorter	2	50	25.0
2011	Royce Hill	2	88	44.0
	Brad Graham	2	15	7.5





# INDIVIDUAL LEADERS

## INTERCEPTION RETURN YARDS

### CAREER LEADERS (SINCE 2001)

PLAYER	SEASONS	INT	YDS
1. Don McGee	1999-02	11	211
2. Zac Whitfield	2011-15	9	197
3. Maurice Holman	2003-07	3	153
4. Royce Hill	2008-11	6	152
5. Ridge Texada	2021-Pres.	3	124
6. Cody Spencer	2001-03	7	105
7. Tobe Nwigwe	2005-09	3	98
8. Taylor Robinson	2015-19	3	89
9. Eric Jenkins	2016-17	5	86
10. Kevin Wood	2018-Pres.	4	84

### SEASON LEADERS (SINCE 2001)

PLAYER	SEASON	INT	YDS
1. Ridge Texada	2022	3	124
2. Don McGee	2002	5	109
3. Maurice Holman	2005	1	99
4. Zac Whitfield	2014	1	98
Zac Whitfield	2013	3	98
Tobe Nwigwe	2008	3	98
7. Royce Hill	2011	2	88
8. Erick Jenkins	2016	3	86
Don McGee	2001	3	86
10. Dominique Green	2007	1	75
Kevin Wood	2021	2	75

## PASSES DEFENDED

### CAREER LEADERS (SINCE 2001)

PLAYER	SEASONS	PDF
1. Jonas Buckles	2001-04	30
2. Nate Brooks	2015-18	29
Royce Hill	2008-11	29
4. Kemon Hall	2017-18	28
5. Zac Whitfield	2011-15	27
6. DeShawn Gaddie	2019-22	25
7. Ridge Texada	2021-Pres.	23
8. Eric Jenkins	2016-17	22
Don McGee	2001-02	22
10. James Jones	2013-14	20

### SEASON LEADERS (SINCE 2001)

PLAYER	SEASON	PDF
1. Ridge Texada	2022	21
2. Kemon Hall	2018	19
3. Nate Brooks	2018	16
4. Zac Whitfield	2012	15
Royce Hill	2011	15
6. Marcus Trice	2013	14
7. Eric Jenkins	2016	13
DeShawn Gaddie	2022	13
9. Don McGee	2002	12
James Jones	2014	12

## KICK RETURNS

### PUNT RETURNS

#### CAREER LEADERS (SINCE 2001)

PLAYER	SEASONS	AVG	YDS	RET
1. Johnny Quinn	2002-06	8.36	418	50
2. Brelan Chancellor	2010-13	9.71	437	45
3. Ja'Mel Branch	2001-05	7.72	332	43
4. Jaelon Darden	2017-20	8.85	310	35
5. Darvin Kidsy	2013-15	8.54	265	31
6. Ty Jackson	2001	8.04	177	22
7. Roderic Burns	2019-Pres.	5.41	115	21
8. Evyn Roman	2007	5.70	97	17
9. Carlos Harris	2012-15	2.87	46	16
10. Turner Smiley	2013-17	8.33	100	12
Darius Carey	2009-10	5.75	69	12
Keegan Brewer	2018	11.11	134	12

#### SEASON LEADERS (SINCE 2001)

PLAYER	SEASON	AVG	YDS	RET
1. Ja'Mel Branch	2002	7.89	229	29
2. Brelan Chancellor	2013	16.08	386	24
3. Darvin Kidsy	2014	10.13	233	23
4. Ty Jackson	2001	8.04	177	22
5. Evyn Roman	2007	5.70	97	17
6. Jaelon Darden	2019	6.75	108	16
7. Johnny Quinn	2004	9.07	118	13
Johnny Quinn	2005	7.53	98	13
Johnny Quinn	2006	7.07	92	13
10. Keegan Brewer	2018	11.16	134	12
Ja'Mel Branch	2003	7.66	92	12

## PUNT RETURN YARDS

### CAREER LEADERS (SINCE 2001)

PLAYER	SEASONS	RET	AVG	YDS
1. Brelan Chancellor	2010-13	45	9.71	437
2. Johnny Quinn	2002-06	50	8.36	418
3. Ja'Mel Branch	2001-05	43	7.72	332
4. Jaelon Darden	2017-20	35	8.85	310
5. Darvin Kidsy	2013-15	31	8.54	265
6. Ty Jackson	2001	22	8.04	177
7. Tre Johnson	2015	11	12.63	139
8. Keegan Brewer	2018	12	11.16	134
9. Roderic Burns	2019-Pres.	21	5.41	115
10. Turner Smiley	2013-17	12	8.33	100

### SEASON LEADERS (SINCE 2001)

PLAYER	SEASON	RET	AVG	YDS
1. Brelan Chancellor	2013	24	16.08	386
2. Darvin Kidsy	2014	23	10.13	233
3. Ja'Mel Branch	2002	29	7.89	229
4. Ty Jackson	2001	22	8.04	177
5. Tre Johnson	2015	11	12.63	139
6. Keegan Brewer	2018	12	11.16	134
7. Jaelon Darden	2017	10	11.90	119
8. Johnny Quinn	2004	13	9.07	118
9. Johnny Quinn	2003	11	10.00	110
10. Jaelon Darden	2019	16	6.75	108



# INDIVIDUAL LEADERS

## YEARLY LEADERS

YEAR	PLAYER	RET	YDS	AVG
1957	Abner Haynes	4	157	39.3
1958	Abner Haynes	8	168	21.0
1959	Abner Haynes	9	96	10.7
1960	Billy Christle	5	80	16.0
1961	Butch Wright	6	65	10.8
1962	Carl Lockhart	4	47	11.8
1963	Philip Gonzales	2	26	13.0
1964	Carl Lockhart	15	116	7.7
1965	John Love	9	133	14.8
1966	Billy Woods	20	351	17.6
1967	Bernie Barbour	30	297	9.9
1968	Bernie Barbour	28	277	9.9
1969	Bernie Barbour	36	371	10.3
1970	Wilmer Levels	8	121	15.1
1971	Ken Fontno	27	237	8.8
1972	Staggs	15	90	6.0
1973	David Kervin	25	282	11.3
1974	J.T. Smith	16	118	7.4
1975	J.T. Smith	25	217	8.7
1976	J.T. Smith	36	380	10.6
1977	J.T. Smith	23	143	6.2
1978	Charlie Murray	21	141	6.7
1979	Pete Harvey	13	129	9.9
1980	Carlen Charleston	20	87	4.4
1981	Carlen Charleston	8	99	12.4
1982	Tony Merriwether	9	148	16.4
1983	Tony Merriwether	32	359	11.2
1984	Tim Wasson	28	207	7.4
1985	Marcus Camper	17	90	5.3
1986	Marcus Camper	14	194	9.6
1987	Marcus Camper	23	148	6.4
1988	Marcus Camper	28	319	11.4
1989	Tony Cook	11	126	11.5
1990	Greg Matthews	21	189	9.0
1991	Greg Matthews	18	64	3.6
1992	Michael High	11	126	11.5
1993	Greg Matthews	12	91	7.5
1994	Brian Smith	22	177	8.0
1995	Brian Smith	25	192	7.7
1996	Tubby Coleman	27	200	7.4
1997	Heath Moody	17	91	5.4
1998	Heath Moody	25	175	7.0
1999	Ty Jackson	17	135	7.9
2000	Ty Jackson	16	171	10.7
2001	Ty Jackson	22	177	8.0
2002	Ja'Mel Branch	29	229	7.9
2003	Ja'Mel Branch	12	92	7.7
2004	Johnny Quinn	13	118	9.1
2005	Johnny Quinn	13	98	7.5
2006	Johnny Quinn	13	92	7.1
2007	Evyn Roman	17	97	5.7
2008	John Shorter	7	32	4.6
2009	Darius Carey	7	43	6.1
2010	Darius Carey	5	26	5.2
2011	Brelan Chancellor	11	31	2.8
2012	Brelan Chancellor	5	10	2.0
2013	Brelan Chancellor	24	386	16.1
2014	Darvin Kidsy	23	233	10.1
2015	Tre Johnson	11	139	12.6
2016	Turner Smiley	11	97	8.8
2017	Jaelon Darden	10	119	11.9
2018	Keegan Brewer	12	134	11.2
2019	Jaelon Darden	16	108	6.8
2020	Jaelon Darden	4	21	5.2
2021	Roderic Burns	10	66	6.6
2022	Roderic Burns	11	49	4.9

## YARDS PER PUNT RETURN

CAREER LEADERS		MINIMUM 5 RETURNS (SINCE 2001)			
PLAYER	SEASONS	RET	YDS	AVG	
1. Tre Johnson	2015	11	139	12.64	
2. Keegan Brewer	2018	12	134	11.17	
3. Patrick Cobbs	2001-05	8	89	11.12	
4. Brelan Chancellor	2010-13	45	437	9.71	
5. Jaelon Darden	2017-20	35	310	8.86	
6. Darvin Kidsy	2013-15	31	265	8.55	
7. Johnny Quinn	2002-06	50	418	8.36	
8. Turner Smily	2013-17	12	100	8.33	
9. Ty Jackson	2001	22	177	8.05	
10. Anthony Wyche	2016-18	5	39	7.80	

SEASON LEADERS		MINIMUM 5 RETURNS (SINCE 2001)			
PLAYER	SEASON	RET	YDS	AVG	
1. Brelan Chancellor	2013	24	386	16.08	
2. Tre Johnson	2015	11	139	12.64	
3. Jaelon Darden	2018	5	62	12.40	
4. Jaelon Darden	2017	10	119	11.90	
5. Keegan Brewer	2018	12	134	11.17	
6. Darvin Kidsy	2014	23	233	10.13	
7. Patrick Cobbs	2002	8	81	10.12	
8. Johnny Quinn	2003	11	110	10.00	
9. Johnny Quinn	2004	13	118	9.08	
10. Turner Smiley	2016	11	97	8.82	

## KICKOFF RETURNS

CAREER LEADERS (SINCE 2001)		AVG	YDS	RET
PLAYER	SEASONS			
1. Brelan Chancellor	2010-13	24.24	3,031	125
2. Ja'Mel Branch	2001-05	20.85	1,189	57
3. Zach Muzzy	2003-06	18.65	970	52
4. DeAndre Torrey	2018-21	22.72	1,159	51
5. Johnny Quinn	2002-06	17.84	696	39
6. Patrick Cobbs	2001-05	21.00	735	35
7. Micah Mosley	2007-09	19.48	643	33
8. Royce Hill	2008-11	25.96	831	32
Tyler Wilson	2016	21.87	700	32
Deion Hair-Griffin	2016-20	29.53	945	32

SEASON LEADERS (SINCE 2001)		AVG	YDS	RET
PLAYER	SEASON			
1. Brelan Chancellor	2011	21.88	1,094	50
2. Brelan Chancellor	2010	27.96	923	33
3. Micah Mosley	2007	19.87	636	32
Tyler Wilson	2016	21.87	700	32
5. Ja'Mel Branch	2001	21.74	587	27
Kaylon Horton	2022	25.89	699	27
7. Johnny Quinn	2005	19.73	513	26
DaWaylon Cokk	2008	19.46	506	26
9. Brelan Chancellor	2013	27.62	663	24
10. Zach Muzzy	2004	18.47	425	23
John Shorter	2008	16.86	388	23



# INDIVIDUAL LEADERS

## KICKOFF RETURN YARDS

### CAREER LEADERS (SINCE 2001)

PLAYER	SEASONS	RET	AVG	YDS
1. Brelan Chancellor	2010-13	125	24.24	3,031
2. Ja'Mel Branch	2001-05	57	20.85	1,189
3. DeAndre Torrey	2018-21	51	22.72	1,159
4. Zach Muzzy	2003-06	52	18.65	970
5. Deion Hair-Griffin	2016-20	32	29.53	945
6. Royce Hill	2008-11	32	25.96	831
7. Patrick Cobbs	2001-05	35	21.00	735
8. Tyler Wilson	2016	32	21.87	700
9. Kaylon Horton	2022-Pres.	27	25.89	699
10. Johnny Quinn	2002-06	39	17.84	696

### SEASON LEADERS (SINCE 2001)

PLAYER	SEASON	RET	AVG	YDS
1. Brelan Chancellor	2011	50	21.88	1,094
2. Brelan Chancellor	2010	33	27.96	923
3. Tyler Wilson	2016	32	21.87	700
4. Kaylon Horton	2022	27	25.89	699
5. Brelan Chancellor	2013	24	27.62	663
6. Micah Mosley	2007	32	19.87	636
7. Ja'Mel Branch	2001	27	21.74	587
8. Johnny Quinn	2005	26	19.73	513
9. DaWaylon Cook	2008	26	19.46	506
10. DeAndre Torrey	2019	22	22.31	491

## YARDS PER KICKOFF RETURN

### CAREER LEADERS MINIMUM 5 RETURNS (SINCE 2001)

PLAYER	SEASONS	RET	YDS	AVG
1. Deion Hair-Griffin	2016-20	32	945	29.53
2. Tre Johnson	2015	9	252	28.00
3. Kevin Moore	2002-04	21	570	27.14
4. Jamaal Jackson	2009-10	23	610	26.52
5. Royce Hill	2008-11	32	831	25.97
6. Kaylon Horton	2022-Pres.	27	699	25.89
7. Brelan Chancellor	2010-13	125	3,031	24.25
8. Darwin Kidsy	2013-15	18	428	23.78
9. Jeffery Wilson	2014-17	12	279	23.25
10. Carlos Harris	2012-15	21	486	23.14

### SEASON LEADERS MINIMUM 5 RETURNS (SINCE 2001)

PLAYER	SEASON	RET	YDS	AVG
1. Deion Hair-Griffin	2019	12	489	40.75
2. Kevin Moore	2004	11	318	28.91
3. Tre Johnson	2015	9	252	28.00
4. Brelan Chancellor	2010	33	923	27.97
5. Brelan Chancellor	2013	24	663	27.62
6. DeAndre Torrey	2018	12	330	27.50
7. Jamaal Jackson	2009	17	463	27.24
8. Royce Hill	2009	15	395	26.33
9. Kaylon Horton	2022	27	699	25.89
9. Royce Hill	2008	17	436	25.65
10. Kevin Moore	2003	10	252	25.20

## YEARLY LEADERS

YEAR	PLAYER	RET	YDS	AVG
1957	Don Smith	5	96	19.2
1958	Abner Haynes	11	223	20.2
1959	Abner Haynes	6	152	25.3
1960	Terry Parks	7	168	24.0
1961	Billy Christle	4	117	29.3
1962	Bobby Smith	7	134	19.1
1963	Bobby Smith	11	241	21.9
1964	David Neale	10	198	19.8
1965	John Love	16	364	22.8
1966	John Love	13	256	19.7
1967	Bernie Barbour	12	239	19.2
1968	Leo Taylor	10	192	19.2
1969	Leo Taylor	13	328	25.2
1970	Ken Fontno	32	699	21.8
1971	Ken Fontno	26	465	17.9
1972	Charles Johnson	18	381	21.2
1973	David Kervin	12	272	22.7
1974	Jeff Webb	17	307	18.1
1975	Sears Woods	10	326	32.6
1976	Jeff Brown	13	147	11.3
1977	Bruce Chambers	9	148	16.4
1978	Lee English	7	187	26.7
1979	Bernard Jackson	19	445	23.4
1980	Carlen Charleston	22	587	26.7
1981	Carlen Charleston	18	334	18.6
1982	Carlen Charleston	15	269	17.9
1983	Carlen Charleston	9	175	19.4
1984	Todd Smith	15	342	22.8
1985	Marcus Camper	14	307	21.9
1986	Kim Phillips	11	346	31.5
1987	Tony Baker	13	280	21.5
1988	Kim Phillips	9	187	20.8
1989	Tony Cook	13	296	22.8
1990	Greg Matthews	9	199	22.1
1991	David Brown	16	301	18.8
1992	Michael High	6	176	29.3
1993	Michael High	27	750	27.7
1994	David Brown	16	364	22.8
1995	Brian Smith	15	371	24.7
1996	Tubby Coleman	23	458	19.9
1997	Broderick McGrew	22	531	24.1
1998	Broderick McGrew	18	587	32.6
1999	Broderick McGrew	23	473	20.6
2000	Ty Jackson	16	334	20.9
2001	Ja'Mel Branch	23	516	22.4
2002	Ja'Mel Branch	19	385	20.3
2003	Ja'Mel Branch	11	217	19.7
2004	Zach Muzzy	23	425	18.5
2005	Johnny Quinn	26	513	19.7
2006	Zach Muzzy	19	359	18.9
2007	Micah Mosley	32	636	19.9
2008	DaWaylon Cook	26	506	19.5
2009	Jamaal Jackson	17	463	27.2
2010	Brelan Chancellor	33	923	28.0
2011	Brelan Chancellor	50	1,094	21.9
2012	Brelan Chancellor	18	351	19.5
2013	Brelan Chancellor	24	663	27.6
2014	Carlos Harris	19	449	23.6
2015	D'Aundrey Bradley	17	330	19.4
2016	Tyler Wilson	32	700	21.9
2017	Evan Johnson	19	390	20.5
2018	DeAndre Torrey	12	330	27.5
2019	Deion Hair-Griffin	12	489	40.8
2020	Deion Hair-Griffin	16	366	22.9
2021	DeAndre Torrey	8	179	22.3
2022	Kaylon Horton	27	699	25.89

RECORDS



# INDIVIDUAL POSITION LEADERS

## CAREER RECEIVING YARDS, TIGHT END

Name	Years	Rec.	TD	Yards
1. Brian Waters	1995-98	86	9	975
2. Jason Pirtle	2017-21	79	8	864
3. Andy Blount	2001-04	53	11	812
4. Kelvin Smith	2015-19	77	3	705
5. Marcus Smith	2012-15	51	6	598
6. Ron Battle	1977-80	46	7	506
7. Mark Witte	1979-81	37	1	475
8. Drew Miller	2010-13	42	5	458
9. Jake Roberts	2020-22	35	2	455
10. Darrell Terrell	1977-80	30	2	445

## SEASON RECEIVING TOUCHDOWNS, TIGHT END

Name	Year	Rec.	Yards	TD
1. Marcus Smith	2014	15	238	6
2. Andy Blount	2004	30	427	5
Var'keyes Gummies	2022	25	389	5
Andy Blount	2003	20	369	5
Jason Pirtle	2019	17	263	5
6. Brian Waters	1996	28	272	4
7. Ron Battle	1980	25	273	3
Kelvin Smith	2018	29	269	3
Brian Waters	1995	27	266	3
Bob Helterbran	1968	20	172	3
Drew Miller	2012	18	131	3

## CAREER RECEPTIONS, TIGHT END

Name	Years	TD	Yards	Rec.
1. Brian Waters	1995-98	9	975	86
2. Jason Pirtle	2017-21	8	864	79
3. Kelvin Smith	2015-19	3	705	77
4. Andy Blount	2001-04	11	812	53
5. Marcus Smith	2012-15	6	598	51
6. Ron Battle	1977-80	7	506	46
7. Drew Miller	2010-13	5	458	42
8. Bob Helterbran	1968-69	6	441	41
9. Mark Witte	1979-81	1	475	37
10. Jake Roberts	2020-22	2	455	35

## CAREER RECEIVING YARDS, RUNNING BACK

Name	Years	Rec.	TD	Yards
1. Bo Harrison	1995-97	91	7	1,052
2. Lance Dunbar	2008-11	97	8	1,033
3. Leo Taylor	1968-69	59	8	800
4. Abner Haynes	1957-59	59	6	629
5. Jeffery Wilson	2014-17	70	2	527
6. Malcolm Jones	1976-80	45	2	465
7. DeAndre Torrey	2018-21	57	4	436
8. Mike Jones	1974-77	32	6	410
9. Antoine Jimmerson	2012-15	30	5	376
10. Terry Parks	1958-60	19	3	357

## CAREER RECEIVING TOUCHDOWNS, TIGHT END

Name	Years	Rec.	Yards	TD
1. Andy Blount	2001-04	53	812	11
2. Brian Waters	1995-98	86	975	9
3. Jason Pirtle	2017-21	79	864	8
4. Ron Battle	1977-80	46	506	7
5. Marcus Smith	2012-15	51	598	6
6. Bob Helterbran	1968-69	41	441	6
7. Drew Miller	2010-13	42	458	5
8. Var'keyes Gummies	2021-22	25	389	5
9. Mike Wilkerson	1973-76	26	362	4
Randy Garner	2000-03	22	296	4

## CAREER RECEIVING TOUCHDOWNS, RUNNING BACK

Name	Years	Rec.	Yards	TD
1. Lance Dunbar	2008-11	97	1,033	8
Leo Taylor	1968-69	59	800	8
3. Bo Harrison	1995-97	91	1,052	7
4. Abner Haynes	1957-59	50	629	6
Mike Jones	1974-77	32	410	6
6. Antoine Jimmerson	2012-15	30	376	5
7. DeAndre Torrey	2018-21	57	436	4
8. Terry Parks	1958-60	19	357	3
Nic Smith	2017-20	43	324	3
Willy Ivery	2014-16	28	195	3
Ikaika Ragsdale	2020-Pres.	23	158	3
Isaiah Johnson	2020-Pres.	16	145	3

## SEASON RECEIVING YARDS, TIGHT END

Name	Year	Rec.	Avg.	Yards
1. Andy Blount	2004	30	14.23	427
2. Var'keyes Gummies	2022	25	15.56	389
3. Jason Pirtle	2021	41	9.27	380
4. Brian Waters	1997	27	13.74	371
5. Andy Blount	2003	20	18.45	369
6. Jake Roberts	2022	20	15.40	308
7. Ron Battle	1980	25	10.92	273
8. Brian Waters	1996	28	9.71	272
9. Bob Helterbran	1969	21	12.81	269
10. Kelvin Smith	2018	29	9.28	269

## CAREER RECEPTIONS, RUNNING BACK

Name	Years	TD	Yards	Rec.
1. Lance Dunbar	2008-11	8	1,033	97
2. Bo Harrison	1995-97	7	1,052	91
3. Jeffery Wilson	2014-17	2	527	70
4. Leo Taylor	1968-69	8	800	59
5. DeAndre Torrey	2018-21	4	436	57
6. Nic Smith	2017-20	3	324	43
Willie Cherry	1965-66	2	356	43
8. Patrick Cobbs	2001-05	1	348	37
9. Charles Ray Johnson	1971-73	1	299	33
10. Mike Jones	1974-77	6	410	32

## SEASON RECEPTIONS, TIGHT END

Name	Year	Avg.	Yards	Rec.
1. Jason Pirtle	2021	9.27	380	41
2. Andy Blount	2004	14.23	427	30
3. Kelvin Smith	2018	9.28	269	29
Marcus Smith	2015	9.00	261	29
5. Brian Waters	1996	9.71	272	28
6. Brian Waters	1997	13.74	371	27
Brian Waters	1995	9.85	266	27
Kelvin Smith	2017	9.78	264	27
9. Var'keyes Gummies	2022	15.56	389	25
Ron Battle	1980	10.92	273	25

## SEASON RECEIVING YARDS, RUNNING BACK (SINCE 2000)

Name	Year	Rec.	Avg.	Yards
1. Lance Dunbar	2011	29	12.1	350
2. Lance Dunbar	2010	28	11.9	332
3. Lance Dunbar	2009	28	10.7	300
4. Jeffery Wilson	2016	29	8.5	247
5. Antoine Jimmerson	2012	12	17.1	205
DeAndre Torrey	2018	25	8.2	205
7. Willy Ivery	2016	25	6.9	173
8. Jeffery Wilson	2017	24	7.0	168
9. Patrick Cobbs	2001	8	20.6	165
10. Nic Smith	2017	18	7.8	140

RECORDS



# INDIVIDUAL POSITION LEADERS

## SEASON RECEPTIONS, RUNNING BACK (SINCE 2000)

	Name	Year	Avg.	Yards	Rec.
1.	Lance Dunbar	2011	12.1	350	29
	Jeffery Wilson	2016	8.5	247	29
3.	Lance Dunbar	2009	10.7	300	28
	Lance Dunbar	2010	11.9	332	28
5.	Willy Ivery	2016	6.9	173	25
	DeAndre Torrey	2018	8.2	205	25
7.	Jeffery Wilson	2017	7.0	168	24
8.	Ikaika Ragsdale	2022	7.1	135	19
9.	Brandin Byrd	2012	5.1	92	18
10.	Patrick Cobbs	2005	5.9	106	18
	Cam Montgomery	2008	6.6	118	18
	Nic Smith	2017	7.8	140	18

## SEASON RECEIVING TOUCHDOWNS, RUNNING BACK (SINCE 2000)

	Name	Year	Rec.	Yards	TD
1.	Lance Dunbar	2010	28	332	3
	Antoinne Jimmerson	2012	12	205	3
	Ikaika Ragsdale	2022	19	135	3
4.	Lance Dunbar	2009	28	300	2
	Lance Dunbar	2011	29	350	2
	Michael Hickmon	2002	4	68	2
	Willy Ivery	2016	25	173	2
	Antoinne Jimmerson	2013	11	93	2
	Isaiah Johnson	2022	8	44	2
	Nic Smith	2017	18	140	2
	DeAndre Torrey	2018	25	205	2

## CAREER RUSHING YARDS, QUARTERBACK

	Name	Years	Att.	Avg.	Yards
1.	Scott Davis	1987-90	531	2.8	1,513
2.	Ken Washington	1974-77	532	5.1	1,273
3.	Vernon Cole	1957-59	219	4.2	930
4.	Riley Dodge	2008-10	186	4.1	754
5.	Scott Hall	2000-04	309	1.5	463
6.	Jason Bean	2018-20	73	3.4	440
7.	Damarcus Smith	2015	92	4.6	427
8.	Giovanni Vizza	2007-08	228	1.8	415
9.	Austin Aune	2019-22	151	2.7	406
10.	Ray Toole	1957	78	4.1	316

## CAREER RUSHING ATTEMPTS, QUARTERBACK

	Name	Years	Yards	Att.
1.	Ken Washington	1974-77	1,273	532
2.	Scott Davis	1987-90	1,513	531
3.	Mason Fine	2016-19	56	325
4.	Scott Hall	2000-04	463	309
5.	Giovanni Vizza	2007-08	415	228
6.	Jordan Case	1977-79	208	223
7.	Vernon Cole	1957-59	930	219
8.	Jason Mills	1995-97	114	203
9.	Riley Dodge	2008-10	754	186
10.	Rick Shaw	1971-72	173	176

## CAREER RUSHING TOUCHDOWNS, QUARTERBACK

	Name	Years	Att.	Yards	Avg.	TD
1.	Scott Davis	1987-90	531	1,513	2.8	29
2.	Jordan Case	1977-79	223	208	0.9	10
	Ken Washington	1974-77	532	1,273	2.4	10
4.	Vernon Cole	1957-59	219	930	4.2	9
5.	Derek Thompson	2009-13	159	313	2.0	8
6.	Mason Fine	2016-19	325	56	0.2	7
	Scott Hall	2000-04	309	463	1.5	7
8.	Riley Dodge	2008-10	186	754	4.1	6
	Rick Shaw	1971-72	176	173	1.0	6
	Austin Aune	2019-22	151	406	2.7	6

## SEASON RUSHING YARDS, QUARTERBACK (SINCE 2000)

	Name	Year	Att.	Avg.	Yards
1.	Riley Dodge	2009	104	4.5	463
2.	Damarcus Smith	2015	92	4.6	427
3.	Jason Bean	2020	56	6.2	346
4.	Austin Aune	2021	80	4.1	325
5.	Giovanni Vizza	2007	133	2.2	299
6.	Riley Dodge	2010	79	3.2	253
7.	Scott Hall	2000	100	2.3	230
8.	Derek Thompson	2013	64	2.5	157
9.	Scott Hall	2001	86	1.7	143
10.	Dajon Williams	2014	39	3.2	125

## SEASON RUSHING ATTEMPTS, QUARTERBACK (SINCE 2000)

	Name	Year	Yards	Att.
1.	Giovanni Vizza	2007	299	133
2.	Mason Fine	2017	16	107
3.	Riley Dodge	2009	104	463
4.	Scott Hall	2000	100	230
5.	Giovanni Vizza	2008	116	95
6.	Mason Fine	2016	118	94
7.	Damarcus Smith	2015	427	92
8.	Scott Hall	2001	143	86
9.	Austin Aune	2021	325	80
10.	Riley Dodge	2010	253	79

## SEASON RUSHING TOUCHDOWNS, QUARTERBACK (SINCE 2000)

	Name	Year	Att.	Yards	Avg.	TD
1.	Riley Dodge	2009	104	463	4.5	5
	Jason Bean	2020	56	346	6.2	5
3.	Scott Hall	2001	86	143	1.7	4
4.	Austin Aune	2021	80	325	4.1	3
	Derek Thompson	2013	64	157	2.5	3
	Derek Thompson	2011	50	113	2.3	3
7.	11 Times					2
	(Most Recently - Austin Aune, 2020)					

RECORDS





# INDIVIDUAL GAME BESTS

## PASSING

### BEST INDIVIDUAL PASSING GAMES

- 601 - Daniel Meager vs. SMU, 2007
- 495 - Steve Ramsey vs. Louisiana, 1969
- 486 - Mitch Maher vs. Stephen F. Austin, 1994
- 478 - Giovanni Vizza vs. Navy, 2007
- 444 - Mason Fine vs. SMU, 2018
- 433 - Steve Ramsey vs. Cincinnati, 1968
- 424 - Mason Fine vs. SMU, 2017
- 422 - Josh Gulley vs. UNLV, 1995
- 419 - Scott Davis vs. Texas, 1988
- 418 - Mason Fine vs. Incarnate Word, 2018
- 414 - Austin Aune vs. FIU, 2022
- 398 - Corkey Boland vs. Southern Illinois, 1966
- 394 - Mason Fine vs. Charlotte, 2019
- 386 - Mason Fine vs. Army, 2017
- 383 - Mason Fine vs. Abilene Christian, 2019
- 383 - Giovanni Vizza vs. Louisiana, 2007
- 382 - Austin Aune vs. Charlotte, 2020
- 381 - Steve Ramsey vs. Wichita State, 1969
- 377 - Jason Mills vs. Utah State, 1997
- 377 - Rusty Hill vs. Tulsa, 1982
- 376 - Steve Ramsey vs. UTEP, 1968
- 375 - Mason Fine vs. Middle Tennessee, 2019
- 373 - Steve Ramsey vs. Cincinnati, 1969
- 371 - Austin Aune vs. Memphis, 2022
- 370 - Phil Shotland vs. San Diego State, 1971
- 366 - Mason Fine vs. Southern Miss, 2017
- 364 - Mitch Maher vs. Oklahoma State, 1994
- 362 - Giovanni Vizza vs. UL-Monroe, 2008
- 361 - Giovanni Vizza vs. Louisiana, 2008
- 356 - Mason Fine vs. Florida Atlantic, 2017
- 354 - Mason Fine vs. UTSA, 2017
- 353 - Mason Fine vs. Houston, 2019
- 349 - Derek Thompson vs. Idaho, 2013
- 342 - Joe Milton vs. Cincinnati, 1970
- 339 - Austin Aune vs. Southern Miss, 2020
- 339 - Corkey Boland vs. Chattanooga, 1966
- 336 - Mason Fine vs. UAB, 2018
- 333 - Mason Fine vs. Rice, 2018
- 333 - Derek Thompson vs. UL-Monroe, 2012
- 332 - Mason Fine vs. UTEP, 2019
- 332 - Derek Thompson vs. UL-Monroe, 2011
- 331 - Derek Thompson vs. Troy, 2011
- 326 - Derek Thompson vs. Tulane, 2013
- 325 - Austin Aune vs. UTSA, 2022
- 323 - Mitch Maher vs. UL-Monroe, 1993
- 322 - Scott Davis vs. Arkansas State, 1988
- 322 - Austin Aune vs. Western Kentucky, 2022
- 320 - Mason Fine vs. UTSA, 2018
- 319 - Mitch Maher vs. Nicholls State, 1994
- 316 - Derek Thompson vs. Arkansas State, 2012
- 314 - Riley Dodge vs. FIU, 2009
- 313 - Riley Dodge vs. Middle Tennessee, 2009
- 309 - Mason Fine vs. Old Dominion, 2017
- 308 - Steve Ramsey vs. Cincinnati, 1967
- 308 - Scott Davis vs. Stephen F. Austin, 1988
- 307 - Vidal Carlin vs. Arkansas, 1965
- 305 - Austin Aune vs. Missouri, 2021
- 305 - Austin Aune vs. UNLV, 2022
- 304 - Alec Morris vs. Army, 2016
- 303 - Mason Fine vs. Troy, 2017
- 303 - Mason Fine vs. Middle Tennessee, 2016
- 302 - Austin Aune vs. UTEP, 2020
- 301 - Daniel Meager vs. FAU, 2007
- 300 - Derek Thompson vs. Southern Miss, 2013

### CONSECUTIVE 200-YARD GAMES

- 10 - Mitch Maher, 1994
- 8 - Mason Fine, 2018
- 8 - Mason Fine, 2017
- 6 - Giovanni Vizza, 2008
- 6 - Steve Ramsey, 1969
- 3 - Austin Aune, 2021
- 3 - Austin Aune, 2022 (twice)

### CAREER 300-YARD GAMES [65]

- 18 - Mason Fine, 2016-19
- 9 - Austin Aune, 2018-21
- 7 - Derek Thompson, 2009-13
- 6 - Steve Ramsey, 1967-69
- 4 - Giovanni Vizza, 2007-08
- 4 - Mitch Maher, 1991-94
- 3 - Scott Davis, 1987-90
- 2 - Three players
- 1 - Eight players

### CAREER 400-YARD GAMES [11]

- 3 - Mason Fine, 2016-19
- 2 - Steve Ramsey, 1967-69
- 1 - Scott Davis, 1987-89
- 1 - Giovanni Vizza, 2007-08
- 1 - Mitch Maher, 1991-94
- 1 - Daniel Meager, 2005-08
- 1 - Josh Gulley, 1995
- 1 - Austin Aune, 2019-22

### LONGEST PASSES

- 99 - Giovanni Vizza to Casey Fitzgerald vs. UL-Monroe, 2007
- 96 - Mitch Maher to Troy Redwine vs. Nicholls State, 1993
- 93 - Andrew McNulty to Carlos Harris vs. Rice, 2015
- 91 - Steve Ramsey to Ron Shanklin vs. Cincinnati, 1969
- 87 - Steve Ramsey to Leo Taylor vs. Cincinnati, 1968
- 85 - Steve Ramsey to Ron Shanklin vs. Cincinnati, 1968
- 85 - Derek Thompson to Breelan Chancellor vs. Idaho, 2013
- 83 - Derek Thompson to Lance Dunbar vs. Indiana, 2011
- 80 - Spencer Stack to Scott McGrew vs. New Mexico State, 1999
- 80 - Derek Thompson to Breelan Chancellor vs. LSU, 2012

### COMPLETIONS

COMP	PLAYER	OPPONENT
46	Daniel Meager	SMU, 2007
42	Rusty Hill	Tulsa, 1982
40	Mason Fine	SMU, 2018
40	Giovanni Vizza	Navy, 2007
38	Daniel Meager	FAU, 2007
38	Giovanni Vizza	UL-Monroe, 2008
35	Mason Fine	Houston, 2019
35	Riley Dodge	Middle Tennessee, 2009
35	Giovanni Vizza	Louisiana, 2007
35	Mitch Maher	Stephen F. Austin, 1994
35	Steve Ramsey	Louisiana, 1969

### ATTEMPTS

ATT	PLAYER	OPPONENT
64	Daniel Meager	SMU, 2007
61	Giovanni Vizza	UL-Monroe, 2008
61	Daniel Meager	FAU, 2007
61	Rusty Hill	Tulsa, 1982
59	Phil Shotland	San Diego State, 1971
58	Joe Milton	Cincinnati, 1970
57	Giovanni Vizza	Louisiana, 2007
56	Mitch Maher	Stephen F. Austin, 1994
55	Mason Fine	Houston, 2019
54	Mason Fine	Troy, 2017
54	Mason Fine	Middle Tennessee, 2016
54	Riley Dodge	Middle Tennessee, 2009
54	Giovanni Vizza	FIU, 2007
54	Vidal Carlin	Arkansas, 1965
54	Vidal Carlin	Tulsa, 1966



# INDIVIDUAL GAME BESTS

## RECEIVING

### 150-YARD PERFORMANCES

- 327 - Casey Fitzgerald vs. SMU, 2007
- 244 - Jaelon Darden vs. Charlotte, 2020
- 231 - Casey Fitzgerald vs. Louisiana, 2008
- 231 - Scott Ford vs. Abilene Christian, 1992
- 228 - Barry Moore vs. UTEP, 1968
- 224 - Marcus Camper vs. Texas, 1988
- 220 - John Love vs. Chattanooga, 1966
- 217 - Barry Moore vs. Louisiana, 1969
- 216 - Carlos Harris vs. Southern Miss, 2014
- 211 - Jalen Guyton vs. Southern Miss, 2017
- 204 - Jaelon Darden vs. Middle Tennessee, 2020
- 193 - Carlos Harris vs. Rice, 2015
- 191 - David Yaeger vs. San Diego State, 1971
- 184 - Ron Shanklin vs. Cincinnati, 1969
- 182 - Jalen Guyton vs. UTSA, 2017
- 176 - Johnny Quinn vs. Louisiana, 2003
- 175 - Ret Little vs. Cincinnati, 1970
- 173 - Jaelon Darden vs. UTEP, 2020
- 172 - Tony Merriwether vs. UL-Monroe, 1982
- 168 - David Brown vs. Stephen F. Austin, 1994
- 167 - John Love vs. Arkansas, 1965
- 167 - Troy Redwine vs. Oklahoma State, 1994
- 166 - Ret Little vs. New Mexico State, 1970
- 164 - Marvin Walker vs. Tulsa, 1982
- 163 - James Russell vs. Southern Illinois, 1966
- 162 - Turner Smiley vs. Southern Miss, 2016
- 162 - Troy Redwine vs. UL-Monroe, 1993
- 158 - Joel Nwigwe vs. Middle Tennessee, 2003
- 158 - John Love vs. Parsons College, 1965
- 158 - Ron Shanklin vs. Louisville, 1967
- 157 - Pete Harvey vs. UL-Monroe, 1981
- 156 - Rico Bussey, Jr. vs. Abilene Christian, 2019
- 155 - Barry Moore vs. Arkansas, 1968
- 154 - Broderick McGrew vs. Nevada, 1999
- 153 - Johnny Quinn vs. Middle Tennessee, 2004
- 152 - David Brown vs. Texas State, 1994
- 152 - Lance Dunbar vs. Indiana, 2011
- 151 - Ron Shanklin vs. Cincinnati, 1968

### CAREER 100-YARD GAMES

- 11 - John Love, 1965-66
- 11 - Barry Moore, 1968-69
- 10 - Casey Fitzgerald, 2005-08
- 9 - Jaelon Darden, 2017-20
- 9 - Rico Bussey, Jr., 2016-19
- 9 - Ron Shanklin, 1967-69
- 7 - Brelan Chancellor, 2010-13
- 6 - Jalen Guyton, 2017-18
- 6 - Johnny Quinn, 2003-06
- 6 - Troy Redwine, 1993-95
- 6 - David Yaeger, 1971-72

### CAREER 150-YARD GAMES [38]

- 3 - Ron Shanklin, 1967-69
- 3 - Jaelon Darden, 2017-20
- 2 - Troy Redwine, 1992-95
- 2 - Jalen Guyton, 2017-18
- 2 - Carlos Harris, 2012-15
- 2 - Barry Moore, 1968-69
- 2 - John Love, 1965-66
- 2 - Casey Fitzgerald, 2005-08
- 1 - 20 different players all-time

### CAREER 200-YARD GAMES [11]

- 2 - Casey Fitzgerald, 2005-08
- 2 - Jaelon Darden, 2017-20
- 2 - Barry Moore, 1968-69
- 1 - Jalen Guyton, 2017-18
- 1 - Carlos Harris, 2012-15
- 1 - Marcus Camper, 1985-88
- 1 - John Love, 1965-66
- 1 - Scott Ford, 1988-92

### CONSECUTIVE 100-YARD RECEIVING GAMES

- 3 - Jaelon Darden, 2020 (twice)
- 3 - Ron Shanklin, 1969
- 3 - Ret Little, 1970
- 3 - David Yaeger, 1972
- 2 - Jalen Darden, 2019
- 2 - Rico Bussey, Jr., 2018 (twice)
- 2 - Jalen Guyton, 2017
- 2 - Brelan Chancellor, 2012
- 2 - Casey Fitzgerald, 2008
- 2 - Casey Fitzgerald, 2007
- 2 - Sam Dibrell, 2007
- 2 - Johnny Quinn, 2006
- 2 - Johnny Quinn, 2004
- 2 - Troy Redwine, 1993
- 2 - Barry Moore, 1969



# INDIVIDUAL GAME BESTS

## RUSHING

### BEST INDIVIDUAL RUSHING GAMES

- 313 - Lance Dunbar vs. Middle Tennessee, 2011
- 291 - Jamario Thomas vs. Idaho, 2004
- 270 - Lance Dunbar vs. Kansas State, 2010
- 258 - Jamario Thomas vs. New Mexico State, 2004
- 256 - Jamario Thomas vs. Utah State, 2004
- 251 - Brandin Byrd vs. Tulsa, 2013
- 249 - Patrick Cobbs vs. Idaho, 2003
- 247 - Jamario Thomas vs. Colorado, 2004
- 247 - Malcolm Jones vs. UL-Monroe, 1980
- 244 - DeAndre Torrey vs. Northwestern State, 2021
- 238 - Lance Dunbar vs. Florida Atlantic, 2009

### CAREER 100-YARD GAMES

- 21 - Patrick Cobbs, 2001-05
- 21 - Lance Dunbar, 2008-11
- 15 - Kevin Galbreath, 2001-02
- 13 - Jamario Thomas, 2004-07
- 12 - Bernard Jackson, 1978-79
- 12 - Ja'Quay Wilburn, 1997-00
- 12 - Jeffery Wilson, 2014-17
- 11 - DeAndre Torrey, 2018-21
- 9 - Terrance Brown, 1992-93
- 7 - Hut Allred, 1994-98

### CONSECUTIVE 100-YARD GAMES

- 10 - Patrick Cobbs, 2003
- 6 - Jamario Thomas, 2004
- 5 - Lance Dunbar, 2009
- 5 - Kevin Galbreath, 2002
- 5 - Kevin Galbreath, 2001
- 5 - Bernard Jackson, 1978
- 4 - DeAndre Torrey, 2018
- 3 - Ja'Quay Wilburn, 1998
- 3 - Michael Jones, 1977
- 3 - Lance Dunbar, 2011

## ATTEMPTS

ATT	PLAYER	OPPONENT
41	Jamario Thomas	UL-Monroe, 2004
41	Ja'Quay Wilburn	New Mexico State, 2000
40	Lance Dunbar	Tulsa, 2011
40	Lance Dunbar	Middle Tennessee, 2011
39	Patrick Cobbs	Idaho, 2003
38	Jamario Thomas	Utah State, 2004
38	Jamario Thomas	FIU, 2006
37	Patrick Cobbs	New Mexico State, 2003
37	Patrick Cobbs	Arkansas State, 2005
36	Jamario Thomas	Louisiana, 2004
36	Patrick Cobbs	Utah State, 2003
36	Malcolm Jones	Wichita State, 1968
36	Lance Dunbar	Middle Tennessee, 2010

## LONGEST RUSH

YDS	PLAYER	OPPONENT
95	Cedric Cromer	Idaho State, 1995
95	Ray Renfro	Midwestern State, 1951
95	Tommy Gray	Southwestern Oklahoma, 1950
92	DeAndre Torrey	FAU, 2018
92	Ayo Adeyi	LA Tech, 2022
91	Brandin Byrd	Tulsa, 2013
87	Bernard Jackson	East Carolina, 1979
85	Brandin Byrd	South Alabama, 2012
85	Malcolm Jones	East Carolina, 1979
83	Monte Moon	Lamar, 1986
83	Lance Dunbar	UL-Monroe, 2010
82	Brandin Byrd	UTEP, 2013
81	Patrick Cobbs	Baylor, 2003
81	Ja'Quay Wilburn	Texas Tech, 1999
80	Mason Fine	UTSA, 2016
80	David Jones	Wichita State, 1969

## TOTAL OFFENSE

### TOTAL YARDS

YDS	PLAYER	OPPONENT
597	Daniel Meager	SMU, 2007
571	Giovanni Vizza	Navy, 2007
491	Mitch Maher	Stephen F. Austin, 1994
483	Steve Ramsey	Louisiana, 1969
443	Jason Mills	Utah State, 1997
434	Austin Aune	FIU, 2022
433	Josh Gulley	UNLV, 1995
431	Mason Fine	Incarinate Word, 2018
426	Mason Fine	SMU, 2017
426	Scott Davis	Texas, 1988
425	Mason Fine	SMU, 2018
413	Giovanni Vizza	Louisiana, 2007
399	Mason Fine	Abilene Christian, 2019
398	Riley Dodge	FIU, 2009
393	Steve Ramsey	Cincinnati, 1968
384	Mason Fine	Charlotte, 2019
382	Mason Fine	Army, 2017
382	Giovanni Vizza	Louisiana, 2008
382	Phil Shotland	San Diego State, 1971
370	Austin Aune	Charlotte, 2020
370	Mason Fine	Middle Tennessee, 2019
370	Mason Fine	Southern Miss, 2017
370	Riley Dodge	Middle Tennessee, 2009
368	Austin Aune	Memphis, 2022
366	Rusty Hill	Tulsa, 1982
364	Giovanni Vizza	UL-Monroe, 2008
360	Steve Ramsey	Cincinnati, 1969
359	Mitch Maher	Oklahoma State, 1994
358	Steve Ramsey	Wichita State, 1969
357	Mason Fine	FAU, 2017
351	Mason Fine	Houston, 2019
351	Steve Ramsey	UTEP, 1968
350	Mason Fine	UTSA, 2017
350	Derek Thompson	Idaho, 2013
348	Mason Fine	UAB, 2018
348	Mason Fine	UTSA, 2016
346	Derek Thompson	Troy, 2011
345	Derek Thompson	Tulane, 2013
341	Derek Thompson	UL-Monroe, 2012
339	Austin Aune	Southern Miss, 2020
334	Mitch Maher	UL-Monroe, 1993
334	Joe Milton	Cincinnati, 1970
333	Scott Davis	Arkansas State, 1988
332	Daniel Meager	FAU, 2007
332	Riley Dodge	Western Kentucky, 2009
331	Mason Fine	UTSA, 2018
330	Mason Fine	Rice, 2018

## ALL-PURPOSE

### YARDS

YDS	PLAYER	OPPONENT
332	Brelan Chancellor	Houston, 2011
327	Casey Fitzgerald	SMU, 2007
320	Lance Dunbar	Middle Tennessee, 2011
305	Lance Dunbar	Kansas State, 2010
301	Jamario Thomas	Idaho, 2004
287	David Kervin	Wichita State, 1973
285	John Love	Arkansas, 1965
284	Erric Pegram	Alcorn State, 1990
283	Brelan Chancellor	Idaho, 2013
279	Lance Dunbar	Indiana, 2011



# INDIVIDUAL GAME BESTS

## SCORING

### LONGEST FIELD GOAL

YDS	PLAYER	OPPONENT
62	Iseed Khoury	Richmond, 1977
61	Garrett Courtney	Idaho, 1998
57	Jason Ball	Arkansas State, 2001
57	Iseed Jhoury	UTEP, 1977
55	Keith Chapman	Texas Tech, 1988
54	Todd Smith	Lamar, 1983
53	Zach Olen	Middle Tennessee, 2010
53	Lonnie Green	Baylro, 1982
52	Cole Hedlund	UTEP, 2018
52	Zach Olen	FAU, 2011
52	Zach Olen	Tulsa, 2011
52	Jason Ball	Utah State, 2000
52	Iseed Khoury	UT-Arlington, 1977
52	Iseed Khoury	LA Tech, 1977
51	Ethan Mooney	Charlotte, 2019

## PUNTING

### LONGEST PUNT

YDS	PLAYER	OPPONENT
92	Toby Gowin	Vanderbilt, 1996
91	Don Baker	Chattanooga, 1955
91	Bart Helsley	UL-Monroe, 1990
87	John Starnes	UT-Arlington, 1983
79	Jason Ball	Middle Tennessee, 2001
77	Bron Beal	Arkansas State, 1987
77	John Starnes	UL-Monroe, 1984
73	Truman Spencer	SMU, 2007
73	Truman Spencer	Middle Tennessee, 2007
72	Whit Smith	Miami (FL), 1980
72	Bart Helsley	McNeese State, 1990
71	Whit Smith	SMU, 1980
71	Eric Keena	UAB, 2014
70	Will Atterberry	Arkansas State, 2010
70	Will Atterberry	Western Kentucky, 2011
70	Berna Rodriguez	Miami (OH), 2021

### MOST PUNTS DOWNED INSIDE THE 20

(SINCE 2001)

PUNTS	PLAYER	OPPONENT
6	Brad Kadlubar	Arkansas State, 2002
5	Will Atterberry	South Alabama, 2012
5	Will Atterberry	Ohio, 2009
5	Will Atterberry	Middle Tennessee, 2009
5	Alvin Kenworthy	Southern Miss, 2018
5	Alvin Kenworthy	Arkansas, 2018
5	Brad Kadlubar	Cincinnati, 2002

## DEFENSE

### TOTAL TACKLES (SINCE 2001)

TT	PLAYER	OPPONENT
21	Chris Hurd	Air Force, 2003
19	KD Davis	LA Tech, 2022
18	KD Davis	Rice, 2021
18	Cody Spencer	UL-Monroe, 2001
17	Derek Akunne	UAB, 2014
17	Zach Orr	LA Tech, 2013
17	Cody Spencer	New Mexico State, 2003
16	Taylor Casey	New Mexico State, 2002
16	Taylor Casey	South Florida, 2002
16	Jeremiah Chapman	Western Kentucky, 2007
16	Ryan Downing	Arkansas State, 2011
16	Phillip Graves	UL-Monroe, 2005
16	Chris Hurd	TCU, 2002
16	Kishawn McClain	Rice, 2015
16	Craig Robertson	Kansas State, 2010
16	Cody Spencer	Troy State, 2001

### LONGEST INTERCEPTION RETURN

YDS	PLAYER	OPPONENT
100	Don Baker	Midwestern State, 1955
100	JT Smith	LA Tech, 1976
99	Maurice Holam	Middle Tennessee, 2005
98	Zac Ehitfield	Nicholls State, 2014
97	Tobe Nwigwe	Western Kentucky, 2008
97	Bill Rogers	SW Oklahoma, 1950
95	Charles Beatty	Southern Illinois, 1966
90	Clyde Wilerson	McMurry, 1938
90	Leonard Dunlap	Drake, 1969
88	Hurles Scales	West Texas State, 1972
85	Royce Hill	FAU, 2011
75	Kevin Wood	FIU, 2021
75	Dominique Green	UL-Monroe, 2007
66	Zac Whitfield	LA Tech, 2013
62	Don McGee	Arkansas State, 2001
58	Ridge Texada	Florida Atlantic, 2022

### LONGEST FUMBLE RETURN (SINCE 2001)

YDS	PLAYER	OPPONENT
100	TJ Covington	Utah State, 2004
56	C McDonald	Troy, 2017
55	Zach Orr	Rice, 2013
45	Kishawn McClain	UTSA, 2015
31	Jarrian Roberts	SMU, 2014
29	Andrew Power	FIU, 2011
27	TJ Tauaalo	Iowa, 2017
24	Brandon Kennedy	Baylor, 2003
22	Royce Hill	Arkansas State, 2010
21	Willie Ransom	Troy, 2005

## KICK RETURNS

### LONGEST PUNT RETURN

YDS	PLAYER	OPPONENT
91	Bill Woods	NA, 1996
91	Richard Nutt	Houston, 1948
90	Keegan Brewer	Arkansas, 2018
85	Johnny Quinn	UL-Monroe, 2004
83	Bernie Barbour	New Mexico State, 1968
80	Bill Woods	Chattanooga, 1966
75	Darvin Kidsy	Nicholls State, 2014
71	David Kervin	New Mexico State, 1973
69	Marcus Camper	McNeese State, 1988
65	Brelan Chancellor	Rice, 2013
65	Carlen Charleston	UT-Arlington, 1980
62	Brelan Chancellor	Idaho, 2013

### LONGEST KICKOFF RETURN

YDS	PLAYER	OPPONENT
100	Darvin Kidsy	Rice, 2014
100	Broderick McGrew	Utah State, 1998
100	Johnny Stovall	Sam Houston, 1936
99	Brelan Chancellor	Georgia, 2013
99	Brian Smith	Idaho State, 1995
99	Michael High	Missouri State, 1993
99	Kaylon Horton	UNLV, 2022
98	Kim Phillips	TCU, 1968
98	Sears Woods	Tennessee, 1975
96	Deion Hair-Griffin	Abilene Christian, 2019
96	DeAndre Torrey	SMU, 2018
93	Brelan Chancellor	Kansas State, 2010
91	Brelan Chancellor	UL-Monroe, 2010



## SPECIALTY TOUCHDOWNS/SAFETIES (since 2000)

### UNT'S DEFENSIVE TOUCHDOWNS (35)

9/9/2000	Brad Kassell	at Texas Tech	23 yd INT	14:51, 4th
10/5/2000	Cory Perteille	Samford	31 yd fumble	1st
11/18/2000	John Ryan	New Mexico St.	42 yd fumble	2nd
12/17/2002	Jeremy Pearl	vs. Cincinnati	20 yd INT	2:46, 2nd
9/6/2003	Brandon Kennedy	Baylor	24 yd fumble	5:25, 1st
11/15/2003	Randy Gardner	Arkansas State	0 yd fumble	7:43, 1st
11/13/2004	Walter Priestley	Idaho	18 yd INT	00:46, 4th
10/9/2004	TJ Covington	at Utah State	100 yd fumble	3:57, 3rd
9/10/2005	Maurice Holman	at Middle Tennessee	99 yd INT	8:48, 3rd
10/13/2007	Montey Stevenson	ULM	20 yd INT	10:07, 2nd
10/13/2007	Dominique Green	ULM	75 yd INT	1:11, 2nd
11/1/2008	Tobe Nwigwe	at WKU	97 yd INT	0:00, 4th
9/1/2011	Andrew Power	at FIU	29 yd fumble	14:37, 2nd
9/1/2011	Ryan Downing	at FIU	0 yd fumble	13:53, 4th
10/8/2011	Royce Hill	FAU	85 yd INT	7:21, 3rd
10/8/2011	Steven Ford	FAU	15 yd INT	7:11, 3rd
10/22/2011	Julian Herron	ULM	16 yd fumble	5:13, 4th
10/5/2013	Mason Y'Barbo	at Tulane	0 yd fumble	8:27, 3rd
10/12/2013	Lairamie Lee	Middle Tennessee	20 yd INT	6:42, 2nd
10/19/2013	Zac Whitfield	at LA Tech	56 yd INT	2:05, 2nd
10/31/2013	Zach Orr	Rice	55 yd fumble	0:41, 1st
8/30/2014	James Jones	at Texas	0 yd fumble	7:17, 4th
9/6/2014	Jarrian Roberts	SMU	31 yd fumble	3:52, 2nd
9/20/2014	James Jones	Nicholls State	33 yd INT	14:08, 2nd
9/20/2014	Zac Whitfield	Nicholls State	98 yd INT	14:03, 4th
10/31/2015	Kishawn McClain	UTSA	45 yd fumble	5:58, 3rd
11/28/2015	Cortney Finney	UTEP	13 yd fumble	2:48, 3rd
10/8/2016	Eric Jenkins	Marshall	52 yd INT	2:35, 4th
10/22/2016	Eric Jenkins	at Army	34 yd INT	4:57, 1st
12/16/2017	Colton McDonald	vs. Troy	56 yd fumble	5:49, 2nd
9/1/2018	Kemon Hall	SMU	36 yd INT	5:37, 1st
9/15/2018	Kemon Hall	at Arkansas	24 yd INT	7:42, 4th
11/6/2021	Grayson Murphy	at Southern Miss	37 yd fumble	4:44, 3rd
11/6/2021	KD Davis	at Southern Miss	43 yd fumble	3:44, 4th
10/1/2022	Ridge Texada	FAU	58 yd INT	9:22, 2nd

### UNT'S SAFETIES (16)

9/1/2001	TEAM	TCU	Safety	8:39, 2nd
11/17/2001	TEAM	at Idaho	Safety	0:00, 3rd
12/1/2001	TEAM	at Troy	Safety	4:02, 4th
9/27/2003	Brandon Kennedy	Louisiana	Safety	5:22, 1st
9/27/2003	TEAM	Louisiana	Safety	13:40, 3rd
9/27/2003	TEAM	Louisiana	Safety	10:50, 3rd
11/15/2003	Brandon Kennedy	Arkansas State	Safety	9:57, 2nd
10/23/2004	Michael Pruitt	New Mexico St.	Safety	5:23, 1st
9/17/2005	TEAM	Tulsa	Safety	00:13, 1st
10/7/2006	TEAM	FIU	Safety	8:16, 1st
11/11/2006	TEAM	Louisiana	Safety	1:27, 3rd
10/31/2009	Eddrick Gilmore	WKU	Safety	4:46, 4th
9/1/2011	Terrell Brooks	at FIU	Safety	0:40, 4th
11/3/2012	TEAM	Arkansas State	Safety	15:00, 1st
10/31/2013	TEAM	Rice	Safety	1:17, 1st
11/19/2016	TEAM	Southern Miss	Safety	3:08, 4th

### UNT'S BLOCKED KICK TOUCHDOWNS (12)

10/4/1997	Phillip Littlejohn	Idaho	66 yd FG block	
10/14/2000	Don McGree	Utah State	37 yd punt block	3:17, 4th
10/30/2003	Patrick Cobbs	Troy	8 yd punt block	13:37, 3rd
11/12/2005	Brandon Jackson	Florida Atlantic	2 yd punt block	5:19, 3rd
9/9/2006	Evan Robertson	SMU	0 yd punt block	13:30, 1st
11/24/2007	Chris Neal	WKU	5 yd punt block	6:13, 2nd
12/3/2011	Julian Herron	Middle Tennessee	3 yd punt block	4:01, 3rd
9/22/2013	Zac Whitfield	at Georgia	0 yd punt block	14:17, 3rd
11/9/2013	Darvin Kidsy	UTEP	0 yd punt block	0:14, 1st
11/30/2013	Jarrian Roberts	at Tulsa	8 yd punt block	4:52, 2nd
9/10/2016	Andrew Tucker	Bethune-Cookman	1 yd punt block	10:38, 3rd
10/28/2017	Evan Johnson	Old Dominion	40 yd punt block	11:57, 2nd
10/19/2019	Dominique Harrison	Middle Tennessee	20 yd punt block	3:42, 2nd

### UNT'S KICK/PUNT RETURN TOUCHDOWNS (14)

11/10/2001	Ty Jackson	Louisiana	50 yd punt	14:40, 4th
10/30/2004	Johnny Quinn	ULM	85 yd punt	6:57, 1st
11/20/2010	Brelan Chancellor	at ULM	91 yd kick	3:37, 2nd
11/27/2010	Brelan Chancellor	K-State	93 yd kick	0:00, 3rd
9/22/2013	Brelan Chancellor	at Georgia	99 yd kick	7:12, 2nd
10/31/2013	Brelan Chancellor	Rice	65 yd punt	3:26, 2nd
9/20/2014	Darvin Kidsy	Nicholls State	75 yd punt	13:43, 3rd
10/25/2014	Darvin Kidsy	at Rice	100 yd kick	3:11, 1st
11/28/2015	Tre Johnson	UTEP	53 yd punt	7:23, 3rd
11/25/2017	Jaelon Darden	at Rice	81 yd punt	9:35, 2nd
9/1/2018	DeAndre Torrey	SMU	96 yd kick	1:28, 4th
9/15/2018	Keegan Brewer	at Arkansas	90 yd punt	6:49, 1st
8/31/2019	Deion Hair-Griffin	ACU	96 yd kick	1:01, 2nd
9/17/2022	Kaylon Horton	at UNLV	99 yd kick	11:21, 1st





# TEAM SEASON HIGHS

## RUSHING

### ATTEMPTS

1.	639	2021
2.	609	1951
3.	587	2002
4.	577	1980
5.	576	1978
6.	561	2003
7.	558	1961
8.	556	1983
9.	549	2013
10.	537	1986
	537	1985

### YARDS

1.	3,079	1951
2.	3,035	2021
3.	2,908	1959
4.	2,798	2022
5.	2,593	1952
6.	2,512	1953
7.	2,426	2010
8.	2,372	2002
9.	2,366	1980
10.	2,349	2013

### YARDS PER ATTEMPT

#### (SINCE 2001)

1.	5.3	2009
2.	5.2	2022
3.	5.2	2020
4.	5.0	2010
5.	4.8	2021
6.	4.6	2004
7.	4.5	2017
8.	4.4	2015
9.	4.3	2018
	4.3	2012
	4.3	2013

### YARDS PER GAME

1.	290.8	1959
2.	279.9	1951
3.	259.3	1952
4.	251.2	1953
5.	234.4	1986
6.	233.4	2021
7.	230.8	1957
8.	230.2	2020
9.	215.0	1980
10.	210.9	1961

### TOUCHDOWNS

1.	33	1951
2.	32	2021
3.	31	2013
4.	28	2003
	28	2017
6.	27	2009
7.	25	2018
8.	24	2016
	24	1977
	24	2022

## PASSING

### YARDS

#### (SINCE 2001)

1.	4,086	2017
2.	3,988	2018
3.	3,667	2022
4.	3,476	2007
5.	3,400	2019
6.	2,987	2013
7.	2,830	2020
8.	2,828	2008
9.	2,708	2016
10.	2,681	2009

### YARDS PER GAME

1.	306.8	2018
2.	294.4	1969
3.	292.5	1994
4.	291.9	2017
5.	289.7	2007

### ATTEMPTS

1.	553	2007
2.	520	2017
3.	504	2018
4.	493	2008
5.	454	2019
	454	1982

### COMPLETIONS

1.	330	2007
2.	328	2017
3.	321	2018
4.	309	2008
5.	283	2019

### COMPLETION PERCENTAGE

#### (SINCE 2001)

1.	67.1	2009
2.	64.9	2013
3.	63.7	2018
4.	63.1	2017
5.	62.3	2019
6.	61.9	2008
7.	59.7	2007
8.	58.1	2016
9.	57.6	2010
10.	57.3	2011

### TOUCHDOWNS

1.	34	2022
2.	33	2019
3.	32	2017
4.	28	2018
	28	2020
6.	27	1994
7.	25	1966
	25	1967
	25	1968
	25	1969

## TOTAL OFFENSE

### TOTAL PLAYS

1.	1,037	2017
2.	1,033	2021
3.	968	2022
4.	966	2018
5.	951	2013

### TOTAL YARDS

1.	6,465	2022
2.	6,366	2017
3.	5,987	2018
4.	5,597	2021
5.	5,336	2013
6.	5,132	2020
7.	5,023	2019
8.	4,904	2009
9.	4,901	2007
10.	4,845	1951

### FIRST DOWNS

#### (SINCE 2001)

1.	340	2017
2.	321	2018
3.	307	2022
4.	300	2021
5.	279	2013
6.	258	2007
7.	253	2019
8.	249	2009
9.	248	2020
10.	247	2008

### YARDS PER PLAY

#### (SINCE 2001)

1.	6.7	2022
2.	6.6	2020
3.	6.2	2018
	6.2	2017
5.	5.9	2019
	5.9	2009
7.	5.6	2004
	5.6	2010
	5.6	2013
10.	5.5	2021
	5.5	2012

### YARDS PER GAME

1.	513.2	2020
2.	461.8	2022
3.	460.5	2018
4.	454.7	2017
5.	430.5	2021

## PUNTING

### PUNTS

#### (SINCE 2001)

1.	88	2002
2.	81	2000
3.	77	2005
4.	76	2015
5.	75	2004
6.	74	2003
	74	2011
8.	73	2016
	73	2014
10.	70	2008

### YARDS PER PUNT

#### (SINCE 2001)

1.	43.9	2021
2.	43.5	2011
3.	43.4	2019
	43.4	2020
5.	43.2	2014
6.	43.1	2016
7.	42.3	2018
8.	42.1	2015
9.	41.8	2008
10.	41.7	2002

## DEFENSE

### INTERCEPTIONS

1.	32	1969
2.	28	1967
	28	1978
4.	26	1970
5.	25	1968

### SACKS

#### (SINCE 2001)

1.	38	2021
	38	2013
3.	34	2018
	34	2014
5.	27	2011
	27	2022
6.	26	2019
	26	2016
8.	22	2020
	22	2017
10.	21	2015

### TACKLES FOR LOSS

#### (SINCE 2001)

1.	97	2018
2.	88	2021
3.	79	2013
4.	75	2017
5.	74	2019
6.	73	2016
7.	70	2014
8.	65	2011
9.	64	2015
10.	63	2022



# TEAM GAME HIGHS

## SCORING

### POINTS

	PTS	OPPONENT	YEAR
1.	97	Decatur Baptist	1929
2.	87	Dallas University	1919
3.	79	Arkansas-Monticello	1940
4.	77	Nicholls State	2014
5.	76	SW Oklahoma	1950
6.	75	Decatur Baptist	1915
7.	68	Youngstown State	1957
	68	Western Kentucky	2009
9.	63	Drake	1976
	63	Nicholls State	1993
11.	62	Navy	2007
	62	Sul Ross State	1951
	62	Fresno State	1951
	62	Emporia State	1955

### POINTS PER GAME

	PPG	YEAR
1.	36.2	1951
2.	35.5	2017
3.	34.6	2018
4.	33.8	2022
5.	31.8	2020
6.	31.8	2013
7.	31.6	1969
8.	30.6	2019
9.	30.5	1977
10.	29.8	1993

### POINTS ALLOWED

	PTS	OPPONENT	YEAR
1.	79	Oklahoma	2007
2.	77	Rice	2008
3.	74	Navy	2007
4.	69	FAU	2017
5.	66	Portland State	2015
	66	Arkansas	2007
7.	65	SMU	2020
	65	Texas	2004
	65	Nevada	1997
10.	62	Iowa	2015
11.	61	UTEP	1965
	61	Oklahoma State	1975
13.	60	Arkansas	1971
14.	59	Boise State	2000
	59	Louisiana	2008

### MARGIN OF VICTORY

	MARGIN	SCORE	OPPONENT	YEAR
1.	+97	97-0	Decatur Baptist	1929
2.	+86	86-0	Randolph Field	1948
3.	+81	87-6	Dallas University	1919
4.	+79	79-0	Arkansas-Monticello	1940
5.	+74	77-3	Nicholls State	2014
6.	+70	76-6	SW Oklahoma	1950
7.	+62	62-0	Fresno State	1951
8.	+61	61-0	Midwestern	1951
9.	+60	60-0	Arkansas A&M	1941
	+60	62-2	Drake	1959

### MARGIN OF DEFEAT

	MARGIN	SCORE	OPPONENT	YEAR
1.	-72	72-0	Nevada	1991
2.	-69	79-10	Oklahoma	2007
3.	-68	68-0	SMU	1927
4.	-66	66-0	SMU	1922
5.	-65	65-0	Texas	2004
6.	-62	76-14	Nebraska	1993
7.	-59	59-0	Boise State	2000
	-59	66-7	Arkansas	2007
	-59	66-7	Portland State	2015
10.	-57	77-20	Rice	2008

### MOST POINTS COMBINED

	TOTAL	SCORE	OPPONENT	YEAR
1.	136	L, 74-62	Navy	2007
2.	117	W, 68-49	Western Kentucky	2009
3.	101	W, 52-49	Army	2017
4.	100	L, 69-31	FAU	2017
	100	L, 65-35	SMU	2020
6.	99	W, 51-48	Utah State	1997
7.	97	W, 97-0	Decatur Baptist	1929
	97	L, 77-20	Rice	2008
9.	93	W, 87-6	Dallas University	1919
10.	92	L, 61-31	ULM	1993



# TEAM GAME HIGHS

## 300-YARD RUSHING GAMES

TOP-11 SINCE 1950, 12-26 SINCE 2001\*

	YDS	OPPONENT	YEAR
1.	475	LA Tech	2022
2.	464	North Dakota State	1952
	464	Middle Tennessee State	2011
4.	462	Middle Tennessee State	2020
5.	436	Lamar	2017
6.	414	UTEP	1979
7.	387	Arkansas-Monticello	1940
8.	380	UTEP	1978
9.	377	Tulsa	2013
10.	375	UTEP	1979
11.	370	BYU	1961
	370	FIU	2021
13.	360	Houston Baptist	2020
14.	352	Texas Southern	2012
15.	348	Texas Southern	2022
16.	346	Liberty	2018
17.	345	Northwestern State	2021
18.	340	UTSA	2021
19.	337	Arkansas State	2003
20.	334	Idaho	2004
21.	329	Bethune-Cookman	2016
22.	327	Baylor	2003
23.	324	Nicholls State	2014
24.	322	Louisiana-Monroe	2002
25.	321	Western Kentucky	2009
	321	Southern Miss	2021
27.	317	UTEP	2013
28.	311	Western Kentucky	2010
29.	303	Middle Tennessee State	2013
30.	300	Florida Atlantic	2022

## PASSING

### 300-YARD GAMES

	YDS	OPPONENT	YEAR
	601	SMU	2007
	524	Louisiana	1969
	486	Stephen F. Austin	1994
	478	Navy	2007
	461	SMU	2018
	454	Incarname Word	2018
	433	Cincinnati	1968
	424	SMU	2017
	422	UNLV	1995
	419	Texas	1988
	414	FIU	2022
	404	Idaho	2013
	398	Southern Illinois	1966
	394	Charlotte	2019
	386	Army	2017
	384	SMU	2021
	383	Louisiana	2007
	383	Abilene Christian	2019
	382	Charlotte	2020
	381	Wichita State	1969
	377	Utah State	1997
	377	Tulsa	1982
	376	UTEP	1968
	375	Middle Tennessee State	2019
	373	Cincinnati	1969
	371	Memphis	2022
	370	San Diego State	1971
	366	Southern Miss	2017
	364	Oklahoma State	1994
	362	UL-Monroe	2008
	361	Houston Baptist	2020
	361	Louisiana	2008
	360	Houston	2019
	356	FAU	2017
	354	UTSA	2017
	345	Western Kentucky	2022
	342	Cincinnati	1970
	339	Southern Miss	2020
	339	UT-Chattanooga	1966
	336	UAB	2018
	333	Rice	2018
	332	UTEP	2019
	332	UL-Monroe	2011
	331	Troy	2011
	326	Tulane	2013
	325	UTSA	2022
	323	UL-Monroe	2012
	323	NE Louisiana	1993
	322	Arkansas State	1988
	320	UTSA	2018
	319	Nicholls State	1994
	316	Arkansas State	2012
	314	FIU	2009
	314	Army	2016
	313	Middle Tennessee State	2009
	311	SMU	2016
	309	Old Dominion	2017
	309	FIU	2008
	308	Cincinnati	1967
	307	Arkansas	1965
	306	Middle Tennessee State	2020
	305	SMU	2020
	305	Missouri	2021
	305	UNLV	2022
	303	FAU	2018
	303	Troy	2017
	303	Middle Tennessee State	2016
	303	Rice	2015
	302	UTEP	2020
	301	FAU	2007
	300	Southern Miss	2013

## TOTAL OFFENSE

### 500-YARD GAMES

	YDS	OPPONENT	YEAR
	768	Middle Tennessee State	2020
	721	Houston Baptist	2020
	671	LA Tech	2022
	668	Lamar	2017
	635	Navy	2007
	623	FIU	2022
	613	SMU	2007
	607	Incarname Word	2018
	607	Texas Southern	2022
	603	FIU	2021
	591	Idaho	2013
	583	Western Kentucky	2009
	579	Louisiana	1969
	579	Cincinnati	1968
	575	Abilene Christian	2019
	550	Tulsa	2013
	548	UAB	2017
	541	Western Kentucky	2022
	540	Southern Miss	2017
	539	Charlotte	2019
	537	Southern Miss	2021
	533	SMU	2021
	531	Liberty	2018
	529	SMU	2018
	529	Southern Miss	2013
	528	Louisiana	2008
	527	Louisiana	2007
	527	Northwestern State	2021
	526	Nicholls State	2014
	524	Louisiana	2012
	522	Arkansas State	2003
	517	SMU	2020
	516	FAU	2009
	516	UTSA	2018
	513	FIU	2009
	512	Ball State	2009
	511	FAU	2018
	507	Colorado	2004
	507	Middle Tennessee State	2019
	506	UTSA	2019
	505	Ball State	2013
	503	Troy	2011
	502	Idaho	2004



# OPPONENT GAME RECORDS

## TEAM (SINCE 2001)

### RUSHING

#### ATTEMPTS

74 — Army, 2016 [480 yards]

#### YARDS

572 — Navy, 2007 [57 att.]

#### TOUCHDOWNS

8 — Navy, 2007 [57 att.]

### PASSING

#### ATTEMPTS

67 — Louisiana, 2001 [35 comp.]

#### COMPLETIONS

41 — Troy, 2008 [51 att.]

#### YARDS

563 — Houston, 2011 [39-of-59]

#### TOUCHDOWNS

6 — Tulsa, 2008; Rice, 2008

### TOTAL OFFENSE

#### TOTAL PLAYS

100 — Rice, 2016 [491 yards]

#### YARDS

804 — FAU, 2017 [83 att.]

#### FIRST DOWNS

37 — FAU, 2017; LA Tech, 2019

### SCORING

#### POINTS

79 — Oklahoma, 2007

### MISCELLANEOUS

#### PENALTIES

17 — South Florida, 2002 [137 yards]

#### PENALTY YARDS

140 — UL-Monroe, 2008 [14 penalties]

#### FUMBLES

6 — FIU, 2005

#### FUMBLES LOST

6 — FIU, 2005

#### INTERCEPTIONS THROWN

6 — Arkansas, 2018



# CONFERENCE/NCAA LEADERS

## CONFERENCE INDIVIDUAL LEADERS

### RECEPTIONS

1994	David Brown - Southland	63
2007	Casey Fitzgerald - Sun Belt	111
2008	Casey Fitzgerald - Sun Belt	113
2020	Jaelon Darden - CUSA	74

### RECEIVING YARDS

1969	Barry Moore - Missouri Valley	1,130
1970	Ret Little - Missouri Valley	733
1972	David Yaeger - Missouri Valley	738
1994	David Brown - Southland	977
2007	Casey Fitzgerald - Sun Belt	1,322
2008	Casey Fitzgerald - Sun Belt	1,119
2020	Jaelon Darden - CUSA	1,190

### RUSHING YARDS

1957	Abner Hayes - Missouri Valley	639
1961	Bobby Smith - Missouri Valley	541
1962	Dwain Bean - Missouri Valley	657
1963	Dwain Bean - Missouri Valley	541
1968	Leo Taylor - Missouri Valley	1,017
2003	Patrick Cobbs - Sun Belt	1,680
2004	Jamario Thomas - Sun Belt	1,801
2005	Patrick Cobbs - Sun Belt	1,154

### PASSING YARDS

1957	Ray Toole - Missouri Valley	367
1967	Steve Ramsey - Missouri Valley	1,732
1969	Steve Ramsey - Missouri Valley	2,828
1970	Joe Milton - Missouri Valley	1,825
1988	Scott Davis - Southland	2,409
1990	Scott Davis - Southland	2,193
1994	Mitch Maher - Southland	2,840
2017	Mason Fine - CUSA	4,069
2018	Mason Fine - CUSA	3,813

### PASSING YARDS PER COMPLETION

2022	Austin Aune - CUSA*	15.29
------	---------------------	-------

### TOTAL OFFENSE

1957	Ray Toole - Missouri Valley	683
1967	Steve Ramsey - Missouri Valley	1,564
1969	Steve Ramsey - Missouri Valley	2,637
1970	Joe Milton - Missouri Valley	2,038
1988	Scott Davis - Southland	2,848
1990	Scott Davis - Southland	2,193
1994	Mitch Maher - Southland	3,190
2017	Mason Fine - CUSA	4,069
2018	Mason Fine - CUSA	3,813

### SCORING

1957	David Lott - Missouri Valley	42
1961	Bobby Smith - Missouri Valley	42
1966	John Love - Missouri Valley	88
1988	Keith Chapman - Southland	94
2003	Patrick Cobbs - Sun Belt	126
2004	Jamario Thomas - Sun Belt	102
2009	Lance Dunbar - Sun Belt	114
2010	Lance Dunbar - Sun Belt	96
2020	Jaelon Darden - CUSA	114

## TACKLES

2010	Craig Robertson - Sun Belt	133
2021	KD Davis - CUSA	121
2022	KD Davis - CUSA	138

## INTERCEPTIONS

1957	Ray Toole - Missouri Valley	7
1967	James Russell - Missouri Valley	7
1971	David Yaeger - Missouri Valley	7
2000	Brad Kassell - Big West	4
2000	Don McGee - Big West	4
2001	Jonas Buckles - Sun Belt	5
2018	Nate Brooks - CUSA	6

## SACKS

2002	Brandon Kennedy - Sun Belt	10.0
2003	Brandon Kennedy - Sun Belt	6.0
2013	Aaron Bellazin - Sun Belt	9.0

## TACKLES FOR LOSS

2002	Brandon Kennedy - Sun Belt	25
2003	Brandon Kennedy - Sun Belt	20
2007	Jeremiah Chapman - Sun Belt	17

## PASSES DEFENDED PER GAME

2018	Kemon Hall - CUSA	1.73
------	-------------------	------

## PUNT RETURN YARDS

1957	Abner Hayes - Missouri Valley	39.3
2013	Brelan Chancellor - CUSA	16.1

## KICKOFF RETURN YARDS

1970	Ken Fontno - Missouri Valley	21.8
1998	Broderick McGrew - Big West	32.6

## PUNTING AVERAGE

1964	Carl Lockhart - Missouri Valley	39.6
1967	James Russell - Missouri Valley	40.8
1971	David Yaeger - Missouri Valley	41.2
1996	Toby Gowin - Big West	44.3
1997	John Baker - Big West	47.2
2002	Brad Kadlubar - Sun Belt	42.6
2008	Truman Spencer - Sun Belt	42.4
2011	Will Atterberry - Sun Belt	43.5

## FIELD GOALS PER GAME

2010	Zach Olen - Sun Belt	1.44
------	----------------------	------

\* - LED ALL NCAA FBS PLAYERS

## CONFERENCE TEAM LEADERS

### RUSHING YARDS

1961	210.1
2004	186.4
2010	202.2
2020	230.2
2021	234.1

### PASSING YARDS

1969	294.4
1988	230.0
1994	268.6
2018	306.8
2020	283.0

### TOTAL OFFENSE

1969	421.0
1994	392.8
2020	513.2

### SCORING OFFENSE

1994	29.4
2004	25.8
2018	34.6
2020	34.4

### SACKS ALLOWED PER GAME

2022	0.79
------	------

### KICKOFF RETURNS

2002	22.5
2009	22.3

### PUNT RETURNS

2017	10.4
------	------

### RUSHING DEFENSE

1969	122.4
2001	127.5
2002	118.9
2003	104.7

### PASSING DEFENSE

2002	171.7
2009	216.8

### TOTAL DEFENSE

1969	309.9
2001	354.4
2002	290.6
2003	317.2

### SCORING DEFENSE

1969	17.4
1983	10.6
2001	22.5
2002	14.8
2003	21.9
2013	17.8

### NET PUNTING

2002	37.2
2003	36.6
2006	38.0
2011	39.9





# BOWL GAME RECORDS

## NORTH TEXAS TEAM SUPERLATIVES

<b>Points Scored</b>	36	2014 Heart of Dallas Bowl
<b>First Downs</b>	23	2022 Frisco Bowl
<b>Rushing Plays</b>	58	1959 Sun Bowl
<b>Net Rushing Yards</b>	192	2002 New Orleans Bowl
<b>Passes Attempted</b>	54	2017 New Orleans Bowl
<b>Passes Completed</b>	30	2017 New Orleans Bowl
<b>Had Intercepted</b>	4	2018 New Mexico Bowl
<b>Net Passing Yards</b>	314	2016 Heart of Dallas Bowl
<b>Total Offensive Yards</b>	435	2022 Frisco Bowl
<b>Fumbles</b>	8	1959 Sun Bowl
<b>Fumbles Lost</b>	6	1959 Sun Bowl
<b>Penalties</b>	10	2002 New Orleans Bowl; 2001 New Orleans Bowl
<b>Penalty Yards</b>	92	2002 New Orleans Bowl

## NORTH TEXAS INDIVIDUAL SUPERLATIVES

<b>Rushing Attempts</b>	29	Jamario Thomas, 2004 New Orleans Bowl
<b>Net Rushing Yards</b>	130	Kevin Galbreath, 2002 New Orleans Bowl
<b>Rushing TDs</b>	2	Ikaika Ragsdale, 2022; Brelan Chancellor, 2014; Patrick Cobbs, 2003
<b>Pass Attempts</b>	54	Mason Fine, 2017 New Orleans Bowl
<b>Pass Completions</b>	30	Mason Fine, 2017 New Orleans Bowl
<b>Had Intercepted</b>	3	Quinn Shanbour, 2018 New Mexico Bowl
<b>Passing Yards</b>	304	Alec Morris, 2016 Heart of Dallas Bowl
<b>Passing TDs</b>	3	Mason Fine, 2017; Alec Morris, 2016
<b>Receptions</b>	8	Turner Smiley, 2016; Johnny Quinn, 2004
<b>Receiving Yards</b>	103	Jalen Guyton, 2018 New Mexico Bowl
<b>TD Receptions</b>	2	Loranzo Thompson, 2020 Myrtle Beach Bowl

## OPPONENT TEAM SUPERLATIVES

<b>Points Scored</b>	56	by Appalachian State; 2020 Myrtle Beach Bowl
<b>First Downs</b>	27	by Miami (OH); 2021 Frisco Football Classic
<b>Rushing Plays</b>	74	by Army; 2016 Heart of Dallas Bowl
<b>Net Rushing Yards</b>	500	by Appalachian State; 2020 Myrtle Beach Bowl
<b>Passes Attempted</b>	43	by Utah State; 2018 New Mexico Bowl
<b>Passes Completed</b>	24	by Troy; 2017 New Orleans Bowl
<b>Had Intercepted</b>	5	by Cincinnati; 2002 New Orleans Bowl
<b>Net Passing Yards</b>	359	by Utah State; 2018 New Mexico Bowl
<b>Total Offensive Yards</b>	636	by Appalachian State; 2020 Myrtle Beach Bowl
<b>Fumbles</b>	4	by New Mexico State; 1959 Sun Bowl
<b>Fumbles Lost</b>	2	twice, last by Memphis; 2003 New Orleans Bowl
<b>Penalties</b>	12	by Appalachian State; 2020 Myrtle Beach Bowl
<b>Penalty Yards</b>	116	by Appalachian State; 2020 Myrtle Beach Bowl

## OPPONENT INDIVIDUAL SUPERLATIVES

<b>Rushing Attempts</b>	28	Ashton Jeanty (Boise State), 2022 Frisco Bowl
<b>Net Rushing Yards</b>	319	Cameron Peoples (So. Miss), 2020 Myrtle Beach Bowl
<b>Rushing TDs</b>	5	Cameron Peoples (So. Miss), 2020 Myrtle Beach Bowl
<b>Pass Attempts</b>	43	Jordan Love (Utah State), 2018 New Mexico Bowl
<b>Pass Completions</b>	24	Brandon Silvers (Troy), 2017 New Orleans Bowl
<b>Had Intercepted</b>	5	Gino Guidugli (Cincinnati), 2002 New Orleans Bowl
<b>Passing Yards</b>	359	Jordan Love (Utah State), 2018 New Mexico Bowl
<b>Passing TDs</b>	4	Jordan Love (Utah St), 2018 New Mexico Bowl
<b>Receptions</b>	11	Brandon Silvers (Troy), 2017 New Orleans Bowl
<b>Receiving Yards</b>	151	Damion Willis (Troy), 2017 New Orleans Bowl
<b>TD Receptions</b>	2	Jalen Green (Utah State), 2018 New Mexico Bowl Aaren Vaughns (Utah State), 2018 New Mexico Bowl Damion Willis (Troy), 2017 New Orleans Bowl



# UNT YEARLY STATISTICS

Year	Total Offense	Rushing Offense	Rushing TDs	Passing Offense	Passing TDs	Total Defense	Rushing Defense	Passing Defense	Offensive		Defensive	
									PF	AVG	PA	AVG
1951	4,845	3,207	33	1,638	17	2,617	1,795	822	434	36.2	132	11
1952	3,434	2,593	NA	841	7	2,536	1,540	996	276	27.6	137	13.7
1953	3,270	2,512	NA	1,103	4	2,513	1,816	697	167	16.7	167	16.7
1954	2,873	1,848	13	1,025	10	3,037	2,111	926	151	15.1	176	17.6
1955	2,554	1,779	NA	865	9	2,714	1,961	753	197	19.7	159	15.9
1956	2,633	1,781	NA	852	NA	2,513	1,576	937	188	18.8	131	13.1
1957	2,969	2,308	NA	661	8	2,587	1,687	900	191	19.1	150	15
1958	3,059	2,118	NA	941	NA	2,019	1,301	718	197	19.7	93	9.3
1959	3,713	2,908	NA	805	7	1,965	1,384	581	303	27.5	103	9.4
1960	2,198	1,392	12	806	3	2,412	1,670	742	107	11.9	208	23.1
1961	2,444	2,109	22	335	0	2,897	1,717	1,180	162	16.2	206	20.6
1962	2,344	1,910	NA	434	4	2,999	1,443	1,556	174	17.4	182	18.2
1963	2,157	1,735	9	422	6	2,855	1,718	1,137	108	12	195	21.7
1964	2,099	1,123	NA	976	6	2,597	1,244	1,353	78	7.8	172	17.2
1965	3,062	890	NA	2,172	14	4,029	1,837	2,192	181	18.1	312	31.2
1966	3,094	499	NA	2,595	25	2,706	513	2,193	298	29.8	141	14.1
1967	2,996	984	NA	2,012	25	1,821	712	1,109	278	27.8	138	13.8
1968	3,923	1,377	10	2,546	25	2,944	1,282	1,662	297	29.7	184	18.4
1969	4,210	1,266	13	2,944	25	3,099	1,224	1,875	316	31.6	174	17.4
1970	3,008	833	11	2,175	9	3,167	1,852	1,315	173	15.7	227	20.6
1971	2,513	1,125	NA	1,388	9	3,523	2,188	1,335	155	14.1	321	29.2
1972	2,927	1,199	12	1,728	7	4,342	2,339	2,003	148	13.5	354	32.2
1973	2,800	815	7	1,985	11	3,615	1,710	1,905	153	13.9	243	22.1
1974	2,935	1,692	8	1,243	7	3,420	1,911	1,509	134	12.2	239	21.7
1975	2,671	1,523	15	1,148	9	3,226	1,868	1,358	200	18.2	210	19.1
1976	3,075	1,585	17	1,490	11	3,174	1,896	1,278	232	21.1	145	13.2
1977	3,921	2,012	24	1,909	15	3,166	1,632	1,534	305*	30.5*	162*	16.2*
1978	3,948	2,089	20	1,859	12	3,300	1,564	1,736	277	25.2	150	13.6
1979	3,853	1,927	18	1,656	6	4,188	2,553	1,635	182	16.5	235	21.4
1980	4,221	2,366	21	1,855	11	3,631	1,495	2,136	268	24.4	252	22.9
1981	2,561	727	9	1,834	4	3,541	1,954	1,587	111	10.1	235	21.4
1982	3,428	800	2	2,628	19	4,569	2,291	2,278	179	16.3	283	25.7
1983	3,495	1,731	16	1,764	17	2,970	1,423	1,547	276	23	137	11.4
1984	2,337	1,423	5	914	2	3,475	1,897	1,578	86	7.8	211	19.2
1985	2,818	1,820	10	998	6	3,575	1,624	1,951	150	13.6	203	18.5
1986	3,094	2,344	21	750	5	3,321	1,675	1,546	222	22.2	204	20.4
1987	3,028	1,858	15	1,170	10	3,524	1,862	1,680	233	20.2	247	20.6
1988	4,526	1,810	20	2,716	14	3,782	1,887	1,895	330	27.5	174	14.5
1989	3,452	1,433	11	2,019	13	3,875	1,241	2,634	217	19.7	253	23
1990	3,647	2,091	20	1,550	7	3,663	1,602	2,001	223	20.3	211	19.2
1991	2,975	1,177	5	1,615	10	3,403	1,785	1,551	135	12.3	327	29.7
1992	3,629	1,449	18	2,180	11	3,545	1,683	1,892	246	22.4	261	23.7
1993	4,031	1,413	17	2,626	24	4,417	2,681	1,836	328	29.8	365	33.2
1994	4,643	1,425	15	3,218	27	3,977	1,965	2,012	343	28.6	261	21.8
1995	3,182	835	7	2,347	17	5,255	2,685	2,570	200	18.2	424	38.5
1996	2,393	1,108	8	1,285	6	4,294	1,753	2,541	161	14.6	293	26.6
1997	3,395	1,463	11	1,432	14	4,658	2,157	2,501	232	21.1	331	30.1
1998	2,844	1,558	10	1,286	7	4,588	2,369	2,217	173	15.7	297	27
1999	2,698	1,493	5	1,205	6	4,401	2,382	2,019	118	10.7	291	26.5
2000	2,657	1,477	10	1,180	7	4,177	2,011	2,166	162	14.7	300	27.3
2001	3,324	1,764	13	1,560	18	3,898	1,403	2,495	275	22.9	293	24.4
2002	3,699	2,372	23	1,327	8	3,733	1,542	2,231	249	19.2	192	14.8
2003	4,257	2,308	28	1,949	15	4,124	1,361	2,763	358	27.5	285	21.9
2004	4,128	2,237	21	1,891	14	4,970	2,074	2,896	309	25.8	358	29.8
2005	2,991	1,569	8	1,422	9	4,803	2,430	2,373	157	14.3	346	31.5
2006	2,786	1,404	5	1,382	9	4,061	1,792	2,269	154	12.8	304	25.3
2007	4,901	1,425	16	3,476	21	5,837	2,756	3,081	298	24.8	541	45.1
2008	4,356	1,528	14	2,828	15	5,791	2,485	3,306	240	20	571	47.6
2009	4,904	2,223	27	2,681	15	4,948	2,347	2,601	319	26.6	427	35.6
2010	4,503	2,426	17	2,077	16	4,734	2,219	2,515	287	23.9	356	29.7
2011	4,101	1,829	19	2,272	14	5,151	1,962	3,190	298	24.8	369	30.7
2012	4,751	2,102	17	2,649	14	5,012	1,984	3,028	251	20.9	334	27.8
2013	5,336	2,349	31	2,987	16	4,533	1,567	2,966	414	31.8	231	17.8
2014	3,911	1,838	21	2,073	13	4,433	1,941	2,492	326	27.2	358	29.8
2015	3,841	1,904	7	1,937	12	6,031	2,879	3,152	182	15.2	495	41.2
2016	4,444	1,736	24	2,708	15	5,717	3,114	2,603	322	24.8	424	32.6
2017	6,366	2,280	28	4,086	31	5,974	2,769	3,205	497	35.5	490	35
2018	5,987	1,999	25	3,988	28	4,870	1,558	3,312	450	34.6	314	24.2
2019	5,023	1,623	11	3,400	33	4,931	2,263	2,668	367	30.6	390	32.5
2020	5,132	2,302	18	2,830	28	5,221	2,692	2,529	344	34.4	428	42.8
2021	5,605	3,043	32	2,562	12	4,971	1,981	2,990	357	27.4	357	27.4
2022	6,465	2,798	24	3,667	34	6,445	3,024	3,676	473	33.8	444	31.7

Bold - North Texas record

\*doesn't include forfeit to Mississippi State

RECORDS



# NOTES



# INDEX

All-Americans.....	108	NFL Breakdown .....	116-118
All-Pro Selections.....	115	NFL Draft Picks .....	113
Alphabetical Roster.....	10-11	NFL Players .....	112
Assistant Coaches .....	46-55	Notes.....	169
Athletic Communications Staff .....	2	Numerical Roster .....	10-11
Bowl Game Recaps.....	102-106	Opponents' SID Information .....	5
Bowl Game Records.....	167	Player Bios .....	12-43
Bowl History.....	101	Preseason Depth Chart .....	9
Coaching Records .....	87	Pro Bowl Participants .....	114
Conference Leaders .....	166	Quick Facts.....	3
Dr. Christy Crutsinger, FAR.....	7	Rankings History.....	98
FBS Conferences, UNT record vs. ....	97	Results, All-Time.....	78-85
Future Schedules .....	1	Season Honors, 2022 .....	58-59
Game Highs, Team.....	163-164	Season Highs, Team .....	162
Game Recaps, 2022 .....	71-77	Series History .....	88
Game Records, Individuals .....	157-160	Series Records.....	89-96
Game Records, Opponent .....	165	Dr. Neal Smatresk, President .....	7
Hall of Fame, UNT Athletics.....	128	Specialty Touchdowns/Safties .....	161
Hall of Fame, CFB.....	107	Stadium Histories .....	125-127
Homecoming History .....	100	Statistics, Final 2022 .....	60-70
Honors, All-Time .....	109-111	Super Bowl Participants .....	114
Individual Leaders .....	136-154	Support Staff .....	56-57
Individual Position Leaders .....	155-156	Table of Contents .....	1
Individual Records.....	129-132	Team Records.....	133-135
Letterwinners .....	119-124	Yearly Records.....	86
Miscellaneous History .....	99	Yearly Statistics, UNT .....	168
Media Directory .....	6		
Media Information.....	4-5		
Eric Morris, Head Coach.....	44-45		
Jared Mosley, AD .....	8		
NCAA Leaders .....	166		