



◆ 2023 CAROLINA FOOTBALL ◆

MEDIA GUIDE



CAROLINA

FOOTBALL

GENERAL INFORMATION

Quick Facts/Schedule/Lettermen Information .	2
Roster Breakdown .	3
Numerical Roster .	4-5
Alphabetical Roster .	6-7
Tar Heel Sports Network/Athletic Communications .	8

2023 PLAYER PROFILES


Returning Players .	10-41
Early Enrollees .	42-43
Newcomers .	44-50

2023 FOOTBALL STAFF

Mack Brown, Head Coach .	52-58
Gene Chizik, Assistant Head Coach/Defense .	59
Lonnie Galloway, Assistant Head Coach/Passing Game Coordinator/Wide Receivers .	60
Tommy Thigpen, Co-Defensive Coordinator/ Inside Linebackers .	61
Charlton Warren, Co-Defensive Coordinator/ Defensive Backs .	62
Chip Lindsey, Offensive Coordinator/ Quarterbacks .	63
Larry Porter, Special Teams Coordinator/ Running Backs .	64
Randy Clements, Offensive Line .	65
Tim Cross, Defensive Line .	66
Jason Jones, Cornerbacks .	67
Freddie Kitchens, Run Game Coordinator/Tight Ends .	68
Senior Advisors to the Head Coach .	69
Support Staff .	70-80
Brian Hess, Head Strength & Conditioning Coach .	81
Strength & Conditioning/Nutrition Staff .	82
Sports Medicine Staff .	83
Bubba Cunningham, Director of Athletics .	84
Kevin M. Guskiewicz, Chancellor .	85
Tar Heel Traditions .	86

KENAN STADIUM

Kenan Stadium Profile .	88-91
Kenan Stadium Information/Records .	92-94



2022 REVIEW

2022 Game Recaps .	96-100
2022 Statistics .	101-103
The Last Time .	104-108
2022 Statistical Charts .	109-112

HISTORY

All-America Honors .	114-115
First-Team All-America Selections .	116-119
National Awards .	120
Honored Jerseys .	121-122
All-Conference Selections .	123-125
Academic Award Winners .	126
ACC Players of the Week .	127
Bowl Game History .	128-140
Bowl Records .	141
All-Time Lettermen .	142-152
Tar Heels In The NFL Draft .	153-154
First Round NFL Draft History .	155
All-Time NFL Players .	156-158

RECORD BOOK

Team & Coaching Records .	160
Total Offense .	161-162
All-Purpose .	163
Scoring Records .	164
Rushing Records .	165-166
100-Yard Rushing Games .	167-168
Passing Records .	169-172
Receiving Records .	173-174
Special Passing, Rushing & Receiving .	175
Interceptions & Pass Breakups .	176
Defensive Records .	177
Field Goal & Extra Point Records .	178
Punting Records .	179
Punt, Kickoff & Return Records .	179-181
Individual Performances vs. ACC .	181
UNC's ACC Statistical Leaders .	182
Year-by-Year Leaders .	183-186
Year-by-Year Team Stats .	187-189
Opponent Records .	190-191
Carolina as a Ranked Team .	192-193
Carolina vs. Ranked Teams .	194
Year-by-Year Won-Loss Records .	195
Record vs. Opponents .	196
All-Time Scores .	197-203
Series Records vs. Opponents .	204-208

The 2023 North Carolina football media guide is published by the North Carolina Athletic Communications Office.

Editors – Tyler Timm, Associate Communications Director; Jeremy Sharpe, Assistant AD, Football Communications and Branding.

Editorial Assistance – Matt Bowers, Steve Kirschner, Jody Zeugner

Photography – Special thanks to Getty Images, Joe Bray, Jim Bounds, Jeffrey Camarati, Robert Crawford, Bob Donnan, Grant Halverson, Jim Hawkins, Spencer Herlong, Streeter Lecka, Hugh Morton, Jack Morton, Bill Richards, Dan Sears, Michael Switzer, Peyton Williams and the teams of the NFL.

Cover Designs – Heath Kleindienst, Director of Football Graphic Design.



QUICK FACTS

NORTH CAROLINA QUICK FACTS

Location: Chapel Hill, N.C.
Enrollment: 19,743 (undergraduate)
Founded: 1789
Nickname: Tar Heels
School Colors: Carolina Blue & White
Stadium (capacity): Kenan Stadium (50,500)
Surface: Synthetic Grass
Conference: Atlantic Coast
Chancellor: Kevin Guskiewicz
Athletic Director: Bubba Cunningham

FOOTBALL STAFF

Head Coach

Head Coach: Mack Brown (Florida State '74)
Twitter: @CoachMackBrown
Brown's Overall Record: 274-144-1, 34 years
Brown's Record at UNC: 99-68-1, 14 years

Advisors

Senior Advisor to the Head Coach: Darrell Moody
Senior Advisor to the Head Coach: Sparky Woods

Offensive Staff

Offensive Coordinator/QBs: Chip Lindsey
Asst. HC/Pass Game Coord./WRs: Lonnie Galloway
Special Teams Coordinator/Running Backs: Larry Porter
Run Game Coord./Tight Ends: Freddie Kitchens
Offensive Line: Randy Clements
Analysts: Natrone Means, Caleb Pickrell
Graduate Assistants: Jay Clements, Tyler Scott
Quality Control: Manny Miles
Volunteer: Clyde Christensen

Defensive Staff

Assistant Head Coach for Defense: Gene Chizik
Co-Defensive Coordinator/ILBs: Tommy Thigpen
Co-Defensive Coordinator/DBs: Charlton Warren
Cornerbacks: Jason Jones
Defensive Line: Tim Cross
Analysts: Ty Greenwood, Lee Rose
Graduate Assistants: Cam Spence
Analyst (Special Teams): Jamael Lett
Quality Control (Special Teams): Tim McGrath

Strength & Conditioning

Head S&C Coach: Brian Hess
Assistant S&C Coaches: A.J. Blue, Simon Haake, Dean Moege, Quentin Willey

Business/Equipment Staff

Business Operations: Jamesha Clanton
Equipment Manager: Jason Freeman
Assistant Equipment Manager: Connor Pendleton
Equipment Intern: William Rankin

Operations

Associate A.D./Football: Corey Holliday
Director of Football Operations: Joe Haydon
Director of Kenan Stadium: James Spurling
Director of Koman GPS: Kevin Donnalley
Director of HS Relations: Alex Marrs
Director of S-A Development: TBD
Asst. A.D. Communications: Jeremy Sharpe
Director of Graphic Design: Heath Kleindienst
Asst. Director/Creative Services: Matthew Fedder
Admin Asst./Staff & Operations: Heather Holt
Receptionists: Mary Voelkel (AM), Melissa Carroll (PM)

Player Personnel

Asst. A.D./General Manager: Patrick Suddes
Assistant Director of Player Personnel: Daniel Bernstein
Assistant Director of Player Personnel: Julian Rowe-Cohen
Director of Recruiting: Alex White
Director of On-Campus Recruiting: Jessica Hyrn
Director of Recruiting Strategy: Molly Jacoby

Sports Medicine

Head Athletic Trainer for Football: Luke Ross
Staff Athletic Trainers: JJ Johnson, Alessa Lennon, David Mincberg
Nutritionist: Amber Rinstine

Video & Technology

Director of Video & Technology: Matt Verderosa
Assistant Video Director: Darryl Sanders

2023 CAROLINA FOOTBALL SCHEDULE

DAY	DATE	OPPONENT	LOCATION	TIME (TV)	SPECIAL EVENT
Sat.	Sept. 2	South Carolina	Charlotte, N.C.	7:30 p.m. (ABC)	
Sat.	Sept. 9	App St.	Chapel Hill, N.C.	5:15 p.m. (ACCN)	
Sat.	Sept. 16	Minnesota	Chapel Hill, N.C.	3:30 p.m. (ESPN/2)	
Sat.	Sept. 23	Pittsburgh	Pittsburgh, Pa.	TBD	
Sat.	Oct. 7	Syracuse	Chapel Hill, N.C.	TBD	Family Football Experience
Sat.	Oct. 14	Miami	Chapel Hill, N.C.	TBD	
Sat.	Oct. 21	Virginia	Chapel Hill, N.C.	TBD	Cancer Awareness/Rams Club
Sat.	Oct. 28	Georgia Tech	Atlanta, Ga.	TBD	
Sat.	Nov. 4	Campbell	Chapel Hill, N.C.	TBD	Military Appreciation
Sat.	Nov. 11	Duke	Chapel Hill, N.C.	TBD	Senior Day/Homecoming
Sat.	Nov. 18	Clemson	Clemson, S.C.	TBD	
Sat.	Nov. 25	N.C. State	Raleigh, N.C.	TBD	

2023 FOOTBALL LETTERMEN

Lettermen Returning (44): OL Jonathan Adorno, DB Marcus Allen, OL William Barnes, DB Gio Biggers, DL Kedrick Bingley-Jones, WR Gavin Blackwell, DB DeAndre Boykins, RB British Brooks, LB Jalen Brooks, PK Noah Burnette, LB Deuce Caldwell, DB Lejond Cavazos, DB Don Chapman, TE John Copenhaver, DL Jacobbe Cowan, LB Power Echols, DL Desmond Evans, DL Tomari Fox, OL Corey Gaynor, LB Cedric Gray, RB Elijah Green, RB Omarion Hampton, JACK Malaki Hamrick, DB Will Hardy, DL Kevin Hester Jr., RB Caleb Hood, RB DJ Jones, WR JJ Jones, P Ben Kiernan, DS Drew Little, QB Drake Maye, P Cole Maynard, OL Malik McGowan, OL Ed Montilus, TE Kamari Morales, DL Myles Murphy, TE Bryson Nesbit, WR Kobe Paysour, RB George Pettaway, DL Jahvaree Ritzie, OL Spencer Rolland, JACK Kaimon Rucker, DL Travis Shaw, DS Spencer Triplett

Lettermen Lost (16): OL Cayden Baker, JACK Chris Collins, DB Ja'Qurrious Conley, LB RaRa Dillworth, WR Josh Downs, DB Storm Duck, DB Obi Egbuna, WR Antoine Green, DB Tony Grimes, DB Dae Dae Hollins, TE Kendall Karr, DB Cam Kelly, WR Justin Olson, OL Asim Richards, JACK Noah Taylor, DL Ray Vohasek

Defensive lettermen returning (20): DB Marcus Allen, DB Gio Biggers, DL Kedrick Bingley-Jones, DB DeAndre Boykins, LB Jalen Brooks, LB Deuce Caldwell, DB Lejond Cavazos, DB Don Chapman, DL Jacobbe Cowan, LB Power Echols, DL Desmond Evans, DL Tomari Fox, LB Cedric Gray, JACK Malaki Hamrick, DB Will Hardy, DL Kevin Hester Jr., DL Myles Murphy, DL Jahvaree Ritzie, JACK Kaimon Rucker, DL Travis Shaw

Defensive lettermen lost (10): JACK Chris Collins, DB Ja'Qurrious Conley, LB RaRa Dillworth, DB Storm Duck, DB Obi Egbuna, DB Tony Grimes, DB Dae Dae Hollins, DB Cam Kelly, JACK Noah Taylor, DL Ray Vohasek

Offensive lettermen returning (19): OL Jonathan Adorno, OL William Barnes, WR Gavin Blackwell, RB British Brooks, TE John Copenhaver, OL Corey Gaynor, RB Elijah Green, RB Omarion Hampton, RB Caleb Hood, RB DJ Jones, WR JJ Jones, QB Drake Maye, OL Malik McGowan, OL Ed Montilus, TE Kamari Morales, TE Bryson Nesbit, WR Kobe Paysour, RB George Pettaway, OL Spencer Rolland

Offensive lettermen lost (6): OL Cayden Baker, WR Josh Downs, WR Antoine Green, TE Kendall Karr, WR Justin Olson, OL Asim Richards

Specialists lettermen returning (5): PK Noah Burnette, P Ben Kiernan, DS Drew Little, P Cole Maynard, DS Spencer Triplett

Specialist lettermen lost (0): None

Defensive starters returning (7): DB Gio Biggers, DB DeAndre Boykins, LB Power Echols, DL Desmond Evans, LB Cedric Gray, DL Kevin Hester Jr., DL Myles Murphy

Defensive starters lost (4): DB Storm Duck, DB Tony Grimes, DB Cam Kelly, JACK Noah Taylor

Offensive starters returning (8): OL William Barnes, OL Corey Gaynor, RB Elijah Green, WR J.J. Jones, QB Drake Maye, OL Ed Montilus, TE Kamari Morales, OL Spencer Rolland

Offensive starters lost (3): WR Josh Downs, WR Antoine Green, OL Asim Richards

Specialists starters returning (5): PK Noah Burnette, P Ben Kiernan, DS Drew Little, P/H Cole Maynard, DS Spencer Triplett

Specialists starters lost (0): None

ROSTER BREAKDOWN



ROSTER BREAKDOWN BY STATE

North Carolina (54): Jonathan Adorno, Milad Aghaiepour, Beau Atkinson, Kedrick Bingley-Jones, Gavin Blackwell, Jefferson Boaz, Liam Boyd, DeAndre Boykins, British Brooks, Jalen Brooks, Noah Burnette, Chance Carroll, Aiden Cloninger, Jacobbe Cowan, Chris Culliver, Power Echols, Desmond Evans, Thomas Flynn, Cedric Gray, Michael Hall, Christian Hamilton, Omarion Hampton, Malaki Hamrick, Jake Harkleroad, Jaybron Harvey, Christopher Holliday, Caleb Hood, Kellan Hood, Tad Hudson, D.J. Jones, Garrett Jordan, Drew Little, Reggie Love II, Gibson Macrae, Deems May, Drake Maye, Cole Maynard, Malik McGowan, Myles Murphy, Bryson Nesbit, Kobe Paysour, Diego Pounds, Jahvaree Ritzie, Cyrus Rogers, Travis Shaw, Grady Sherrill, Michael Short, Naari Short, Landon Stevens, Russell Tabor, Tyler Thompson, Cal Tierney, Spencer Triplett, Devontez 'Tez' Walker

Georgia (19): Ty Adams, Derrik Allen, Marcus Allen John Copenhaver, Kaleb Cost, Ayden Duncanson, Tomari Fox, Jonny Fritz, Elijah Green, R.J. Grigsby, Will Hardy, Kevin Hester Jr., Jarvis Hicks, Alijah Huzzie, Carter Kulka, Caleb LaVallee, Nate McCollum, Brooks Miller, Kaimon Rucker

Virginia (13): Giovanni Biggers, Paul Billups II, Amare Campbell, Tychaun 'Doc' Chapman, Armani Chatman, Trevyon Green, Andre Greene Jr., Tayon Holloway, Nolan McConnell, George Pettaway, Julien Randolph, Zach Rice, Joel Starlings



Florida (7): William Barnes, Amari Gainer, Corey Gaynor, Willie Lampkin, Antavious 'Stick' Lane, Ed Montilus, Kamari Morales

Alabama (4): Bo Burkes, Conner Harrell, Jordan Louie, Tre Miller

South Carolina (4): Randy 'Deuce' Caldwell, Tylee Craft, D.J. Geth, J.J. Jones

Pennsylvania (3): Ryan Coe, Justin Kanyuk, CJ Murphy
Tennessee (3): Josh Espindola, Cade Law, Eli Sutton

California (2): Don Chapman, Cort Halsey

Illinois (2): Major Byrd, Sebastian Cheeks

Maryland (2): Colby Doreen, Jaden Selby

Minnesota (1): Spencer Rolland

New Jersey (1): Rodney Lora

Texas (1): Lejond Cavazos

Australia (1): Tom Maginness

Ireland (1): Ben Kiernan

PRONUNCIATION GUIDE

Players	Pronunciation
Milad Aghaiepour	mih-LAHD ah-GUY-ah-pour
Beau Atkinson	Bo
Kedrick Bingley-Jones	KEY-drick
Jefferson Boaz	BO-az
Lejond Cavazos	Legend cuh-VAH-sos
Jacobbe Cowan	COW-ihn
Tomari Fox	tuh-MAHR-ee
Trevyon Green	trey-vee-on
Omarion Hampton	oh-mar-ee-on
Malaki Hamrick	mahl-uh-kye
Justin Kanyuk	CAN-yook
Ben Kiernan	KEER-neh
Caleb LaVallee	lah-VAL-ee
Jordan Louie	LEW-ee
Tom Maginness	mah-guinness
Ed Montilus	MAHN-tuh-luhs
Kamari Morales	kuh-MAHR-ee
Kobe Paysour	PAY-sore
Jahvaree Ritzie	juh-VAR-ee
Spencer Rolland	RAHL-ind
Kaimon Rucker	KAY-mun
Joel Starlings	Jo-ehl

2022 SEASON & CAREER STARTS

Player, Pos.	2022	Career
Asim Richards, OL	14	38
Ray Vohasek, DL	5	29
Tony Grimes, DB	11	28
Ed Montilus, OL	14	29
Storm Duck, DB	12	27
Cam'Ron Kelly, DB	12	27
Brian Anderson, OL	0	25
Myles Murphy, DL	13	26
Cedric Gray, LB	14	25
Antoine Green, WR	8	24
Josh Downs, WR	11	23
Don Chapman, DB	1	20
Gio Biggers, DB	13	16
Kaimon Rucker, DL	4	15
William Barnes, OL	13	14
DeAndre Boykins, DB	14	14
Power Echols, LB	14	14
Corey Gaynor, OL	14	14
Drake Maye, QB	14	14
Kamari Morales, TE	12	13
Spencer Rolland, OT	13	13
Ja'Quirious Conley, DB	0	11
Chris Collins, LB	4	11
J.J. Jones, WR	12	12
Desmond Evans, LB	6	10
Noah Taylor, JACK	8	8
Kevin Hester, DL	9	9
Justin Olson, WR	0	7
Jahlil Taylor, DT	0	7
Jahvaree Ritzie, DL	7	8
Gavin Blackwell, WR	5	5
Elijah Green, RB	6	6
Ladaeson Hollins, DB	0	5
Caleb Hood, RB	4	4
Omarion Hampton, RB	3	3
Jonathan Adorno, OL	2	2
Lejond Cavazos, DB	3	3
Bryson Nesbit, TE	1	2
Kobe Paysour, WR	4	4
John Copenhaver	1	1
Jacobby Criswell, QB	0	1
Will Hardy, DB	2	2
D.J. Jones, RB	1	1
Andre Green Jr., WR	1	1
Dontavious Nash, DB	1	1

ROSTER BREAKDOWN BY CLASS

GRADUATES (16): Derrik Allen, Giovanni Biggers, British Brooks, Armani Chatman, Ryan Coe, Tomari Fox, Amari Gainer, Corey Gaynor, Jake Harkleroad, D.J. Jones, Ben Kiernan, Antavious 'Stick' Lane, Drew Little, Ed Montilus, Kamari Morales, Spencer Rolland

SENIORS (10): Jonathan Adorno, Milad Aghaiepour, William Barnes, Don Chapman, Tylee Craft, Desmond Evans, Cedric Gray, Kevin Hester Jr., Myles Murphy, Kaimon Rucker

JUNIORS (25): Kedrick Bingley-Jones, Jefferson Boaz, DeAndre Boykins, Jalen Brooks, Noah Burnette, Chance Carroll, Lejond Cavazos, John Copenhaver, Jacobbe Cowan, Colby Doreen, Power Echols, Elijah Green, Christopher Holliday, Caleb Hood, Elijah Huzzie, J.J. Jones, Willie Lampkin, Nate McCollum, Malik McGowan, Bryson Nesbit, Jahvaree Ritzie, Naari Short, Landon Stevens, Spencer Triplett, Devontez "Tez" Walker

SOPHOMORES (20): Marcus Allen, Gavin Blackwell, Randy "Deuce" Caldwell, Thomas Flynn, Omarion Hampton, Malaki Hamrick, Will Hardy, Carter Kulka, Gibson McCrae, Tom Maginness, Drake Maye, Cole Maynard, Brooks Miller, Kobe Paysour, George Pettaway, Diego Pounds, Cyrus Rogers, Travis Shaw, Eli Sutton, Russell Tabor

REDSHIRT FRESHMEN (23): Beau Atkinson, Liam Boyd, Bo Burkes, Mayor Byrd, Tychaun "Doc" Chapman, Sebastian Cheeks, Aiden Cloninger, Trevyon Green, Andre Greene Jr., Michael Hall, Conner Harrell, Jarvis Hicks, Tayon Holloway, Kellan Hood, Garrett Jordan, Justin Kanyuk, Cade Law, Deems May, CJ Murphy, Zach Rice, Jaden Selby, Grady Sherrill, Cal Tierney

FRESHMEN (24): Ty Adams, Paul Billups II, Amare Campbell, Kaleb Cost, Chris Culliver, Ayden Duncanson, Josh Espindola, Jonny Fritz, D.J. Geth, R.J. Grigsby, Cort Halsey, Christian Hamilton, Jaybron Harvey, Tad Hudson, Caleb LaVallee, Rodney Lora, Jordan Louie, Reggie Love II, Nolan McConnell, Tre Miller, Julien Randolph, Michael Short, Joel Starlings, Tyler Thompson



2023 NUMERICAL ROSTER

No.	Name	Pos.	Ht.	Wt.	Yr.	Hometown	High School/Previous School
0	Tomari Fox	DL	6-3	300	Gr.	Lawrenceville, Ga.	Collins Hill
0	Tychaun 'Doc' Chapman	WR	5-9.25	175	Fr.*	Virginia Beach, Va.	Princess Anne
1	Andre Greene Jr.	WR	6-2	200	Fr.*	Richmond, Va.	St. Christopher's School
1	Antavious 'Stick' Lane	DB	5-8.5	190	Gr.	West Palm Beach, Fla.	William T. Dwyer/Georgia St.
2	Gavin Blackwell	WR	5-11.5	180	So.	Indian Trail, N.C.	Sun Valley
2	Don Chapman	DB	6-1	200	Sr.	San Diego, Calif.	Lincoln
3	Amari Gainer	JACK	6-3.5	235	Gr.	Tallahassee, Fla.	Chiles/Florida St.
3	Chris Culliver	WR	6-1	185	Fr.	Maiden, N.C.	Maiden
4	Caleb Hood	RB	5-11.5	225	Jr.	Rockingham, N.C.	Richmond Senior
4	Travis Shaw	DL	6-5.25	335	So.	Greensboro, N.C.	Grimsey
5	J.J. Jones	WR	6-2.25	210	Jr.	Myrtle Beach, S.C.	Myrtle Beach
5	Jahvaree Ritzie	DL	6-4	295	Jr.	Kernersville, N.C.	Glenn
6	Lejond Cavazos	DB	6-0	200	Jr.	Dallas, Texas	IMG Academy/Ohio St.
6	Nate McCollum	WR	5-8.5	185	Jr.	Atlanta, Ga.	Dutchtown/Georgia Tech
7	Derrick Allen	DB	6-1.5	210	Gr.	Marietta, Ga.	Lassiter/Georgia Tech
7	Christian Hamilton	WR	5-11	185	Fr.	Harrisburg, N.C.	Hickory Ridge
8	Myles Murphy	DL	6-4.5	310	Sr.	Greensboro, N.C.	Dudley
8	Kobe Paysour	WR	6-0.5	190	So.	Kings Mountain, N.C.	Kings Mountain
9	Armani Chatman	DB	6-0	205	Gr.	Virginia Beach, Va.	Catholic/Virginia Tech
9	Devontez 'Tez' Walker	WR	6-2.5	200	Jr.	Charlotte, N.C.	West Charlotte/Kent St.
10	Desmond Evans	DL	6-6.25	275	Sr.	Sanford, N.C.	Lee County
10	Drake Maye	QB	6-4	230	So.	Huntersville, N.C.	Myers Park
11	Ty Adams	DB	5-11	175	Fr.	Swainsboro, Ga.	Swainsboro
11	Paul Billups II	WR	6-1.5	195	Fr.	Chesapeake, Va.	Western Branch
12	Beau Atkinson	DL	6-5.5	270	Fr.*	Raleigh, N.C.	Leesville Road
12	Tad Hudson	QB	6-2.5	225	Fr.	Huntersville, N.C.	Hough
13	Ayden Duncanson	DB	6-0.25	185	Fr.	Atlanta, Ga.	Whitefield Academy
13	Tylee Craft	WR	6-5	200	Sr.	Sumter, S.C.	Sumter
14	Jefferson Boaz	QB	6-7	235	Jr.	Pilot Mountain, N.C.	East Surry
14	Jaybron Harvey	JACK	6-2.5	240	Fr.	Mebane, N.C.	Southern Durham
15	Conner Harrell	QB	6-0.5	205	Fr.*	Alabaster, Ala.	Thompson
15	Tre Miller	DB	5-9.5	175	Fr.	Birmingham, Ala.	Deer Creek (Okla.)
16	DeAndre Boykins	DB	5-11.5	205	Jr.	Concord, N.C.	Central Cabarrus
16	Russell Tabor	QB	6-2	215	So.	Charlotte, N.C.	Charlotte Country Day
17	Amare Campbell	LB	6-0	230	Fr.	Manassas, Va.	Unity Reed
18	Christopher Holliday	DB	6-4	220	Jr.	Chapel Hill, N.C.	Jordan
18	Bryson Nesbit	TE	6-5.25	235	Jr.	Charlotte, N.C.	South Mecklenburg
19	Reggie Love II	DB	5-7	165	Fr.	Raleigh, N.C.	Rolesville
19	Grady Sherrill	WR	5-8.5	180	Fr.*	Greensboro, N.C.	Page
20	Tayon Holloway	DB	6-0.5	185	Fr.*	Virginia Beach, Va.	Green Run
20	Brooks Miller	WR	5-10	180	So.	Duluth, Ga.	Greater Atlanta Christian
21	Kaleb Cost	DB	5-10	190	Fr.	Atlanta, Ga.	Sandy Creek
21	Elijah Green	RB	5-11	210	Jr.	Roswell, Ga.	Blessed Trinity
23	Power Echols	LB	6-0	225	Jr.	Charlotte, N.C.	Chambers
23	George Pettaway	RB	5-10	195	So.	Suffolk, Va.	Nansemond-Suffolk Academy
24	British Brooks	RB	5-11	225	Gr.	Gastonia, N.C.	Ashbrook
24	Malaki Hamrick	JACK	6-2.5	220	So.	Shelby, N.C.	Shelby
25	Kellan Hood	RB	5-10.5	190	Fr.*	Rockingham, N.C.	Richmond Senior
25	Kaimon Rucker	JACK	6-1.5	265	Sr.	Hartwell, Ga.	Hart County
26	D.J. Jones	DB	5-10.5	200	Gr.	Fayetteville, N.C.	Pine Forest
27	Giovanni Biggers	DB	6-1.5	200	Gr.	Woodbridge, Va.	Boys' Latin
27	Michael Hall	WR	6-0	180	Fr.*	Eden, N.C.	Morehead
28	Omarion Hampton	RB	6-0	220	So.	Clayton, N.C.	Cleveland
28	Alijah Huzzie	DB	5-10	200	Jr.	LaGrange, Ga.	Heard County/East Tennessee St.
29	Marcus Allen	DB	6-1.5	185	So.	Marietta, Ga.	Walton
30	Michael Short	LB	6-3	225	Fr.	Charlotte, N.C.	Mallard Creek
31	Will Hardy	DB	6-2	210	So.	Lawrenceville, Ga.	Greater Atlanta Christian
32	Sebastian Cheeks	LB	6-2.5	230	Fr.*	Skokie, Ill.	Evanston Township
33	Cedric Gray	LB	6-2.5	235	Sr.	Charlotte, N.C.	Ardey Kell



2023 NUMERICAL ROSTER



No.	Name	Pos.	Ht.	Wt.	Yr.	Hometown	High School/Previous School
34	Caleb LaVallee	LB	6-0.25	225	Fr.	Smyrna, Ga.	Whitefield Academy
34	Jordan Louie	RB	5-10.25	215	Fr.	Tuscaloosa, Ala.	Meadowcreek (Ga.)
35	Jaden Selby	DB	6-0.5	190	Fr.*	Potomac, Md.	Winston Churchill
36	Jalen Brooks	LB	5-10.5	240	Jr.	Knightdale, N.C.	Cardinal Gibbons
38	Aiden Cloninger	WR	5-11.5	190	Fr.*	Gastonia, N.C.	East Gaston
38	Naari Short	DB	5-8.5	185	Jr.	Durham, N.C.	Hillside
39	Major Byrd	DB	5-9.5	200	Fr.*	Chicago, Ill.	Myers Park
40	Ryan Coe	PK	6-2.5	225	Gr.	McDonald, Pa.	South Fayette/Cincinnati
40	Tyler Thompson	JACK	6-5	220	Fr.	Cary, N.C.	Panther Creek
41	Kedrick Bingley-Jones	DL	6-4	305	Jr.	Concord, N.C.	Providence Day
43	Garrett Jordan	DS	6-0.5	225	Fr.*	Waxhawn, N.C.	Marvin Ridge
44	Randy 'Deuce' Caldwell	LB	6-0	230	So.	Mauldin, S.C.	Mauldin (Legacy Early College)
45	Jake Harkleroad	LB	5-10	215	Gr.	Charlotte, N.C.	Myers Park
47	CJ Murphy	LB	6-1.5	220	Fr.*	Bryn Mawr, Pa.	Radnor
48	Milad Aghaiepour	LB	5-10	220	So.	Chapel Hill, N.C.	Chapel Hill/Guilford College
51	R.J. Grigsby	OL	6-3	315	Fr.	Kennesaw, Ga.	North Cobb
52	Jonathan Adorno	OL	6-4	315	Sr.	Raleigh, N.C.	Rolesville
52	Jonny Fritz	LB	6-1	190	Fr.	Atlanta, Ga.	The Westminster Schools
53	Willie Lampkin	OL	5-11	290	Jr.	Lakeland, Fla.	Lakeland/Coastal Carolina
53	Gibson Macrae	LB	5-11	220	So.	Pinehurst, N.C.	Pincrest
54	Chance Carroll	OL	6-2	295	Jr.	Mooreville, N.C.	Hough
55	Cade Law	LB	6-1	225	Fr.*	Kingston Springs, Tenn.	Christ Presbyterian Academy/ Vanderbilt
55	Zach Rice	OL	6-4.5	315	Fr.*	Lynchburg, Va.	Liberty Christian Academy
60	Carter Kulka	OL	6-3	270	So.	Atlanta, Ga.	Woodward Academy
61	Drew Little	DS	5-11.25	240	Gr.	Richfield, N.C.	North Stanly
61	Diego Pounds	OL	6-5.5	330	So.	Raleigh, N.C.	Millbrook
62	Spencer Triplett	DS	6-2	235	Jr.	Shelby, N.C.	Shelby
63	Ed Montilus	OL	6-3.25	315	Gr.	Apopka, Fla.	Apopka
64	Malik McGowan	OL	6-3.5	320	Jr.	Charlotte, N.C.	Charlotte Catholic
65	Corey Gaynor	OL	6-3	305	Gr.	Parkland, Fla.	Stoneman Douglas/Miami
68	D.J. Geth	OL	6-3	305	Fr.	Spartanburg, S.C.	Dorman
69	Jarvis Hicks	OL	6-6.75	295	Fr.*	Cartersville, Ga.	Woodland
72	Nolan McConnell	OL	6-6.5	320	Fr.	Stafford, Va.	Colonial Forge
73	Eli Sutton	OL	6-6.75	315	So.	Murfreesboro, Tenn.	Brentwood Academy
74	Justin Kanyuk	OL	6-5.75	315	Fr.*	Bath, Pa.	Bethlehem Catholic
75	Spencer Rolland	OL	6-6	315	Gr.	Burnsville, Minn.	Apple Valley/Harvard
76	William Barnes	OL	6-4	320	Sr.	Apopka, Fla.	Apopka
78	Treyvon Green	OL	6-7.5	340	Fr.*	Prince George, Va.	Life Christian Academy
79	Bo Burkes	OL	6-2	300	Fr.*	Centreville, Ala.	Bibb County
80	Julien Randolph	TE	6-4.75	220	Fr.	Purcellville, Va.	Independence
81	John Copenhaver	TE	6-3	240	Jr.	Roswell, Ga.	Roswell
82	Deems May	TE	6-1.75	230	Fr.*	Charlotte, N.C.	Myers Park
83	Josh Espindola	WR	5-10.25	170	Fr.	Hendersonville, Tenn.	Pope John Paul II Prep
84	Cyrus Rogers	WR	5-11.5	185	So.	Raleigh, N.C.	Rolesville
85	Landon Stevens	WR	6-2	200	Jr.	Danbury, N.C.	East Surry
86	Thomas Flynn	WR	6-3	205	So.	Charlotte, N.C.	Providence Day
87	Colby Doreen	JACK	6-5	225	Jr.	Middletown, Md.	Middletown
87	Cort Halsey	TE	6-2	215	Fr.	Atherton, Calif.	Menlo School
88	Kamari Morales	TE	6-2	245	Gr.	Buck Lake, Fla.	Lincoln
89	Cal Tierney	TE	6-5	235	Fr.*	Charlotte, N.C.	Charlotte Country Day/Furman
91	Ben Kiernan	P	6-0	210	Gr.	Dublin, Ireland	Wakefield
92	Rodney Lora	DL	6-3	275	Fr.	North Arlington, N.J.	Woodberry Forrest (Va.)
92	Cole Maynard	P	6-1	180	So.	Mooreville, N.C.	Hough
93	Jacolbe Cowan	DL	6-4.25	280	Jr.	Charlotte, N.C.	Providence Day/Ohio St.
94	Joel Starlings	DL	6-3.25	320	Fr.	Richmond, Va.	Benedictine
95	Liam Boyd	PK	6-0	200	Fr.*	Asheville, N.C.	Asheville/Clemson
96	Tom Maginness	P	6-0.25	205	So.	Melbourne, Australia	St. Bede's College/Monash University
98	Noah Burnette	PK	5-10	175	Jr.	Raleigh, N.C.	Leesville Road
98	Kevin Hester Jr.	DL	6-3.5	315	Sr.	Kennesaw, Ga.	North Cobb



2023 ALPHABETICAL ROSTER

No.	Name	Pos.	Ht.	Wt.	Yr.	Hometown	High School/Previous School
11	Ty Adams	DB	5-11	175	Fr.	Swainsboro, Ga.	Swainsboro
52	Jonathan Adorno	OL	6-4	315	Sr.	Raleigh, N.C.	Rolesville
48	Milad Aghaiepour	LB	5-10	220	So.	Chapel Hill, N.C.	Chapel Hill/Guilford College
7	Derrick Allen	DB	6-1.5	210	Gr.	Marietta, Ga.	Lassiter/Georgia Tech
29	Marcus Allen	DB	6-1.5	185	So.	Marietta, Ga.	Walton
12	Beau Atkinson	DL	6-5.5	270	Fr.*	Raleigh, N.C.	Leesville Road
76	William Barnes	OL	6-4	320	Sr.	Apopka, Fla.	Apopka
27	Giovanni Biggers	DB	6-1.5	200	Gr.	Woodbridge, Va.	Boys' Latin
11	Paul Billups II	WR	6-1.5	195	Fr.	Chesapeake, Va.	Western Branch
41	Kedrick Bingley-Jones	DL	6-4	305	Jr.	Concord, N.C.	Providence Day
2	Gavin Blackwell	WR	5-11.5	180	So.	Indian Trail, N.C.	Sun Valley
14	Jefferson Boaz	QB	6-7	235	Jr.	Pilot Mountain, N.C.	East Surry
95	Liam Boyd	PK	6-0	200	Fr.*	Asheville, N.C.	Asheville/Clemson
16	DeAndre Boykins	DB	5-11.5	205	Jr.	Concord, N.C.	Central Cabarrus
24	British Brooks	RB	5-11	225	Gr.	Gastonia, N.C.	Ashbrook
36	Jalen Brooks	LB	5-10.5	240	Jr.	Knightdale, N.C.	Cardinal Gibbons
79	Bo Burkes	OL	6-2	300	Fr.*	Centreville, Ala.	Bibb County
98	Noah Burnette	PK	5-10	175	Jr.	Raleigh, N.C.	Leesville Road
39	Major Byrd	DB	5-9.5	200	Fr.*	Chicago, Ill.	Myers Park
44	Randy 'Deuce' Caldwell	LB	6-0	230	So.	Mauldin, S.C.	Mauldin (Legacy Early College)
17	Amare Campbell	LB	6-0	230	Fr.	Manassas, Va.	Unity Reed
54	Chance Carroll	OL	6-2	295	Jr.	Mooresville, N.C.	Hough
6	Lejond Cavazos	DB	6-0	200	Jr.	Dallas, Texas	IMG Academy/Ohio St.
2	Don Chapman	DB	6-1	200	Sr.	San Diego, Calif.	Lincoln
0	Tychaun 'Doc' Chapman	WR	5-9.25	175	Fr.*	Virginia Beach, Va.	Princess Anne
9	Armani Chatman	DB	6-0	205	Gr.	Virginia Beach, Va.	Catholic/Virginia Tech
32	Sebastian Cheeks	LB	6-2.5	230	Fr.*	Skokie, Ill.	Evanston Township
38	Aiden Cloninger	WR	5-11.5	190	Fr.*	Gastonia, N.C.	East Gaston
40	Ryan Coe	PK	6-2.5	225	Gr.	McDonald, Pa.	South Fayette/Cincinnati
81	John Copenhaver	TE	6-3	240	Jr.	Roswell, Ga.	Roswell
21	Kaleb Cost	DB	5-10	190	Fr.	Atlanta, Ga.	Sandy Creek
93	Jacolbe Cowan	DL	6-4.25	280	Jr.	Charlotte, N.C.	Providence Day/Ohio St.
13	Tylee Craft	WR	6-5	200	Sr.	Sumter, S.C.	Sumter
3	Chris Culliver	WR	6-1	185	Fr.	Maiden, N.C.	Maiden
87	Colby Doreen	JACK	6-5	225	Jr.	Middletown, Md.	Middletown
13	Ayden Duncanson	DB	6-0.25	185	Fr.	Atlanta, Ga.	Whitefield Academy
23	Power Echols	LB	6-0	225	Jr.	Charlotte, N.C.	Chambers
83	Josh Espindola	WR	5-10.25	170	Fr.	Hendersonville, Tenn.	Pope John Paul II Prep
10	Desmond Evans	DL	6-6.25	275	Sr.	Sanford, N.C.	Lee County
86	Thomas Flynn	WR	6-3	205	So.	Charlotte, N.C.	Providence Day
0	Tomari Fox	DL	6-3	300	Gr.	Lawrenceville, Ga.	Collins Hill
52	Jonny Fritz	LB	6-1	190	Fr.	Atlanta, Ga.	The Westminster Schools
3	Amari Gainer	JACK	6-3.5	235	Gr.	Tallahassee, Fla.	Chiles/Florida St.
65	Corey Gaynor	OL	6-3	305	Gr.	Parkland, Fla.	Stoneman Douglas/Miami
68	D.J. Geth	OL	6-3	305	Fr.	Spartanburg, S.C.	Dorman
33	Cedric Gray	LB	6-2.5	235	Sr.	Charlotte, N.C.	Ardrey Kell
21	Elijah Green	RB	5-11	210	Jr.	Roswell, Ga.	Blessed Trinity
78	Trevyon Green	OL	6-7.5	340	Fr.*	Prince George, Va.	Life Christian Academy
1	Andre Greene Jr.	WR	6-2	200	Fr.*	Richmond, Va.	St. Christopher's School
51	R.J. Grigsby	OL	6-3	315	Fr.	Kennesaw, Ga.	North Cobb
27	Michael Hall	WR	6-0	180	Fr.*	Eden, N.C.	Morehead
87	Cort Halsey	TE	6-2	215	Fr.	Atherton, Calif.	Menlo School
7	Christian Hamilton	WR	5-11	185	Fr.	Harrisburg, N.C.	Hickory Ridge
28	Omarion Hampton	RB	6-0	220	So.	Clayton, N.C.	Cleveland
24	Malaki Hamrick	JACK	6-2.5	220	So.	Shelby, N.C.	Shelby
31	Will Hardy	DB	6-2	210	So.	Lawrenceville, Ga.	Greater Atlanta Christian
45	Jake Harkleroad	LB	5-10	215	Gr.	Charlotte, N.C.	Myers Park
15	Conner Harrell	QB	6-0.5	205	Fr.*	Alabaster, Ala.	Thompson
14	Jaybron Harvey	JACK	6-2.5	240	Fr.	Mebane, N.C.	Southern Durham

2023 ALPHABETICAL ROSTER



No.	Name	Pos.	Ht.	Wt.	Yr.	Hometown	High School/Previous School
98	Kevin Hester Jr.	DL	6-3.5	315	Sr.	Kennesaw, Ga.	North Cobb
69	Jarvis Hicks	OL	6-6.75	295	Fr.*	Cartersville, Ga.	Woodland
18	Christopher Holliday	DB	6-4	220	Jr.	Chapel Hill, N.C.	Jordan
20	Tayon Holloway	DB	6-0.5	185	Fr.*	Virginia Beach, Va.	Green Run
4	Caleb Hood	RB	5-11.5	225	Jr.	Rockingham, N.C.	Richmond Senior
25	Kellan Hood	RB	5-10.5	190	Fr.*	Rockingham, N.C.	Richmond Senior
12	Tad Hudson	QB	6-2.5	225	Fr.	Huntersville, N.C.	Hough
28	Alijah Huzzie	DB	5-10	200	Jr.	LaGrange, Ga.	Heard County/East Tennessee St.
26	D.J. Jones	DB	5-10.5	200	Gr.	Fayetteville, N.C.	Pine Forest
5	J.J. Jones	WR	6-2.25	210	Jr.	Myrtle Beach, S.C.	Myrtle Beach
43	Garrett Jordan	DS	6-0.5	225	Fr.*	Waxhawn, N.C.	Marvin Ridge
74	Justin Kanyuk	OL	6-5.75	315	Fr.*	Bath, Pa.	Bethlehem Catholic
91	Ben Kiernan	P	6-0	210	Gr.	Dublin, Ireland	Wakefield
60	Carter Kulka	OL	6-3	270	So.	Atlanta, Ga.	Woodward Academy
53	Willie Lampkin	OL	5-11	290	Jr.	Lakeland, Fla.	Lakeland/Coastal Carolina
1	Antavious 'Stick' Lane	DB	5-8.5	190	Gr.	West Palm Beach, Fla.	William T. Dwyer/Georgia St.
34	Caleb LaVallee	LB	6-0.25	225	Fr.	Smyrna, Ga.	Whitefield Academy
55	Cade Law	LB	6-1	225	Fr.*	Kingston Springs, Tenn.	Christ Presbyterian Academy/Vanderbilt
61	Drew Little	DS	5-11.25	240	Gr.	Richfield, N.C.	North Stanly
92	Rodney Lora	DL	6-3	275	Fr.	North Arlington, N.J.	Woodberry Forrest (Va.)
34	Jordan Louie	RB	5-10.25	215	Fr.	Tuscaloosa, Ala.	Meadowcreek (Ga.)
19	Reggie Love II	DB	5-7	165	Fr.	Raleigh, N.C.	Rolesville
53	Gibson Macrae	LB	5-11	220	So.	Pinehurst, N.C.	Pinecrest
96	Tom Maginness	P	6-0.25	205	So.	Melbourne, Australia	St. Bede's College/Monash University
82	Deems May	TE	6-1.75	230	Fr.*	Charlotte, N.C.	Myers Park
10	Drake Maye	QB	6-4	230	So.	Huntersville, N.C.	Myers Park
92	Cole Maynard	P	6-1	180	So.	Mooresville, N.C.	Hough
6	Nate McCollum	WR	5-8.5	185	Jr.	Atlanta, Ga.	Dutchtown/Georgia Tech
72	Nolan McConnell	OL	6-6.5	320	Fr.	Stafford, Va.	Colonial Forge
64	Malik McGowan	OL	6-3.5	320	Jr.	Charlotte, N.C.	Charlotte Catholic
20	Brooks Miller	WR	5-10	180	So.	Duluth, Ga.	Greater Atlanta Christian
15	Tre Miller	DB	5-9.5	175	Fr.	Birmingham, Ala.	Deer Creek (Okla.)
63	Ed Montilus	OL	6-3.25	315	Gr.	Apopka, Fla.	Apopka
88	Kamari Morales	TE	6-2	245	Gr.	Buck Lake, Fla.	Lincoln
47	CJ Murphy	LB	6-1.5	220	Fr.*	Bryn Mawr, Pa.	Radnor
8	Myles Murphy	DL	6-4.5	310	Sr.	Greensboro, N.C.	Dudley
18	Bryson Nesbit	TE	6-5.25	235	Jr.	Charlotte, N.C.	South Mecklenburg
8	Kobe Paysour	WR	6-0.5	190	So.	Kings Mountain, N.C.	Kings Mountain
23	George Pettaway	RB	5-10	195	So.	Suffolk, Va.	Nansemond-Suffolk Academy
61	Diego Pounds	OL	6-5.5	330	So.	Raleigh, N.C.	Millbrook
80	Julien Randolph	TE	6-4.75	220	Fr.	Purcellville, Va.	Independence
55	Zach Rice	OL	6-4.5	315	Fr.*	Lynchburg, Va.	Liberty Christian Academy
5	Jahvaree Ritzie	DL	6-4	295	Jr.	Kernersville, N.C.	Glenn
84	Cyrus Rogers	WR	5-11.5	185	So.	Raleigh, N.C.	Rolesville
75	Spencer Rolland	OL	6-6	315	Gr.	Burnsville, Minn.	Apple Valley/Harvard
25	Kaimon Rucker	JACK	6-1.5	265	Sr.	Hartwell, Ga.	Hart County
35	Jaden Selby	DB	6-0.5	190	Fr.*	Potomac, Md.	Winston Churchill
4	Travis Shaw	DL	6-5.25	335	So.	Greensboro, N.C.	Grimsley
19	Grady Sherrill	WR	5-8.5	180	Fr.*	Greensboro, N.C.	Page
30	Michael Short	LB	6-3	225	Fr.	Charlotte, N.C.	Mallard Creek
38	Naari Short	DB	5-8.5	185	Jr.	Durham, N.C.	Hillside
94	Joel Starlings	DL	6-3.25	320	Fr.	Richmond, Va.	Benedictine
85	Landon Stevens	WR	6-2	200	Jr.	Danbury, N.C.	East Surry
73	Eli Sutton	OL	6-6.75	315	So.	Murfreesboro, Tenn.	Brentwood Academy
16	Russell Tabor	QB	6-2	215	So.	Charlotte, N.C.	Charlotte Country Day
40	Tyler Thompson	JACK	6-5	220	Fr.	Cary, N.C.	Panther Creek
89	Cal Tierney	TE	6-5	235	Fr.*	Charlotte, N.C.	Charlotte Country Day/Furman
62	Spencer Triplett	DS	6-2	235	Jr.	Shelby, N.C.	Shelby
9	Devontez 'Tez' Walker	WR	6-2.5	200	Jr.	Charlotte, N.C.	West Charlotte/Kent St.



Chuck Schroeder, Vice President & General Manager
 Kyle Droppers, Director - Business Development
 Josh Olerud, Senior Manager - Business Development
 Chamberlain Hill, Senior Manager - Business Development
 Jack Bonnell, Senior Manager - Business Development
 Brad Holloman - Director, Partnership Services
 Meredith Parman, Senior Coordinator - Partnership Services
 Megan Cannon – Coordinator – Partnership Services
 Tanner Twiddy – Associate Coordinator – Partnership Services
 Miles McQuinn - Social Plus – Social Media Correspondent
 Jones Angell, Play-by-Play Announcer (@JonesAngell)
 Brian Simmons, Color Analyst
 Dave Nathan, Host of Pregame, Halftime and Postgame (@Davenathanonair)
 Lee Pace, Sideline Reporter (@LeePaceTweet)
 Ben Alexander, Production Services



Tar Heel Sports Properties
 6350 Quadrangle Drive, Suite 220, Chapel Hill, NC 27517
 919-419-8100

Tar Heel Sports Properties is UNC's longstanding athletics multimedia rightsholder. The Chapel Hill-based staff works in complete collaboration with the University and is entirely dedicated to extending the passion and affinity of the Tar Heel brand. This team manages all aspects of the comprehensive rights relationship and working with local, regional and national businesses on how they can extend their own brand visibility by partnering with the Heels. Some of the many ways businesses can align with the Tar Heels are through event sponsorship and promotion; venue signage; corporate hospitality; radio and television; digital engagement and visibility via the official athletics, GoHeels.com.

All Carolina fans have heard of the Tar Heel Sports Network, which broadcasts the play-by-play of football and basketball games, but that is only one facet of the operation.

The Tar Heel Sports Network continues to bring the great tradition of Carolina sports into your home. Fans have an opportunity ask questions of the head coach every week during the football season on the "Mack Brown Live" call in show heard on stations throughout North Carolina and beyond.

Listeners can also tune in to the "Carolina Insider" podcast, a popular biweekly podcast hosted by Jones Angell and Adam Lucas focusing on all things Carolina athletics.


"Inside Carolina Athletics," is a half-hour television program seen each week on WTVD in the Triangle. The show features highlights of the previous game, interviews with current and former Tar Heel players, and a preview of upcoming action.

Pick-up the official Football Yearbook while at Kenan Stadium. Go Heels!

collegepressbox


collegepressbox is the official media website for Division I football. Access and download game notes, quotes, statistics, media guides, headshots, logos and more for all FBS schools, conferences, postseason games, awards and the College Football Playoff. For access, please register for an account at collegepressbox.com/register.

ATHLETIC COMMUNICATIONS



JEREMY SHARPE
 ASSISTANT AD, FOOTBALL
 COMMUNICATIONS &
 BRANDING

520-275-9895 (c)
 jsharpe7@unc.edu



TYLER TIMM
 ASSOCIATE DIRECTOR
 (SECONDARY FOOTBALL
 CONTACT)

269-689-0616 (c)
 ttimm@unc.edu



STEVE KIRSCHNER
 SENIOR ASSOCIATE AD FOR
 COMMUNICATIONS

919-962-7258 (o)
 919-968-1531 (h)
 919-475-2695 (c)
 stevekirschner@unca.edu

*Contact for home game
 credentials and press box
 seating.



JEFFREY CAMARATI
 DIRECTOR OF PHOTOGRAPHY

(919) 357-6613 (c)
 camarati@unca.unc.edu

Athletic Communications Directory

Robbi Pickeral Evans, Senior Assoc. AD/External Affairs and Strategic Communications
 Gary Paczesny, Asst. AD/Creative Services and Athletic Communications
 Steve Kirschner, Sr. Assoc. AD/Sports Information and Media Relations
 Dana Gelin, Director
 Matt Bowers, Associate Director
 Chandler Brandes, Associate Director
 Jordan Green, Associate Director
 Jody Jones, Associate Director
 Lauren Staff, Associate Director
 Jeffrey Camarati, Director of Photography

OFFICE ADDRESSES

Athletic Communications
 P.O. Box 2126
 Chapel Hill, NC 27515

Athletic Communications - overnight
 Woody Durham Media & Communications Center
 380 Skipper Bowles Drive
 Chapel Hill, NC 27514

Kenan Football Center
 South Road
 Bell Tower Parking Lot
 Chapel Hill, NC 27514

KEY PHONE NUMBERS

Athletic Communications919-962-2123
 Football Office.....919-966-2575
 Athletic Department919-962-6000
 Ticket Office919-962-2296



◆ 2023 CAROLINA FOOTBALL ◆

PLAYER PROFILES



JONATHAN ADORNO

OFFENSIVE LINEMAN
6-4 • 315 • SENIOR
RALEIGH, N.C. • ROLESVILLE



52

2022 – Junior Season

Appeared in 14 games on the offensive line and special teams • Played 215 snaps at right guard and didn't allow a sack • Blocked for an offense that averaged 309.3 yards passing per game (11th NCAA/2nd ACC), 462.8 total yards per game (19th NCAA/2nd ACC) and 34.4 points per game (26th NCAA/3rd ACC).

2021 – Sophomore Season

Appeared in 11 games on the offensive line and special teams • Played 31 snaps, including a season high 20 against Wofford.

2020 – True Freshman Season


Appeared in five games, seeing action against Syracuse, NC State, Duke, Western Carolina and Miami • Played 46 snaps, including a season-high 16 against Western Carolina.

Rolesville High School

An early enrollee who is a three-star prospect listed as the No. 21 player in North Carolina and the nation's 50th-ranked guard in the 247Sports Composite • Ranked as the No. 21 player in the state by Rivals • Tabbed as the state's No. 29 player by ESPN • Selected to play in the 2019 Shrine Bowl of the Carolinas • Named first-team all-state by MaxPreps as a senior • An NCPreps.com all-state selection and an all-conference performer • Led Rolesville to a 10-3 record and a berth in the second round of the 4AA playoffs • Blocked for an offense that averaged 231.6 rushing yards per game • Was a preseason all-state selection by NCPreps.com and MaxPreps • Helped the offense average 204.7 rushing yards per game as a junior • Coached by Martin Samek.

Personal

Son of Pablo Turrubiarres and Roxana Adorno • Birthday is Sept. 24



MILAD AGHAIPOUR

LINEBACKER
5-10 • 220 • SOPHOMORE
CHAPEL HILL, N.C. • CHAPEL HILL/GUILFORD COLLEGE



48

2022 - Sophomore Season

A valuable squad member providing depth at linebacker • Appeared in four games on special teams.

Guilford College


A two-year starter at Guilford • Appeared in six games in 2021, posting 60 tackles, which led the team, two sacks, seven TFL, four pressures, two forced fumbles and a fumble recovery • Started all four games Guilford played at linebacker as a freshman in 2020 • Tallied 27 tackles, three TFL, three pressures and three PBU • Was a four-time member of the Dean's List.

Chapel Hill High School

Was an all-conference linebacker and team captain at Chapel Hill High School • Led the team in tackles as a senior • Also competed in wrestling and lacrosse • Coached by Isaac Marsh.

Personal

Son of Kambiz Aghaiepour and Denniz Zolnoun • Has a twin brother • Parents immigrated from Iran • Birthday is May 30.



MARCUS ALLEN

DEFENSIVE BACK
6-1.5 • 185 • SOPHOMORE
MARIETTA, GA. • WALTON



29

2022 – True Freshman Season

Appeared in all 14 games at defensive back and on special teams and started the last two games • Tallied 16 tackles, a TFL and two PBU on the season • Posted single-tackle games versus Georgia St., Georgia Tech and NC State • Recorded his first TFL and PBU vs. NC State • Made first career start in the ACC Championship and tallied five tackles and a PBU against Clemson • Recorded a career-high eight tackles in the Holiday Bowl against Oregon.

Walton High School

A four-star prospect listed as the nation's 264th best player, the 31st-ranked cornerback and the No. 24 player in Georgia in the 247Sports Composite • Tabbed as the nation's 201st-best player, the 23rd-ranked cornerback and the No. 23 player in the state by ESPN • A member of the ESPN 300 • Ranked as the nation's 36th-best cornerback and No. 32 player in the state by Rivals • Listed as the nation's 315th-best player, the No. 34 cornerback and the No. 30 player in the state by On3 • Was invited to the All-American Bowl • A three-time all-state, three-time all-region, and three-time all-county performer • An Atlanta Touchdown Club all-state honoree • A three-time member of the Cobb County Dynamite Dozen • A team captain and member of the leadership council • Posted 107 tackles, four INTs, 25 PBU, three fumble recoveries and a forced fumble over his final two prep seasons • Tallied 47 tackles, two INTs, 17 PBU, a forced fumble and four fumble recoveries as a senior • Also added 15 receptions for 405 yards and six TDs en route to 532 all-purpose yards and seven TDs • Collected 60 tackles, two TFL, two INTs, eight PBU, two fumble recoveries and blocked two field goals as a junior • Coached by Daniel Brunner.


Personal

Son of Chinita and Derrik Allen • Served as Youth Chair for Cobb County Commissioner Jericka Richards • Father, Derrik, was a team captain for the West Point basketball team • Mom, Chinita, is the President of the Georgia Federation of Democratic Women • Brother, Derrik, played defensive back at Georgia Tech before transferring to UNC • Sister, Chimari, is a Georgia graduate • Birthday is April 27.

MARCUS ALLEN - CAREER STATISTICS



Year	UA	A	Total	TFL	PD	FF	FR	Blk	Sacks
2022	11	5	16	1-5	2	0	0	0	0
Totals	11	5	16	1-5	2	0	0	0	0





BEAU ATKINSON

DEFENSIVE LINE
6-5.5 • 270 • REDSHIRT FRESHMAN
RALIEGH, N.C. • LEESVILLE ROAD

12

2022 – Redshirt Freshman Season


A valuable squad member that provided depth on the defensive line • Red-shirted.

Leesville Road High School

An early enrollee who is a four-star prospect listed as the nation's 286th-best player, the No. 18 edge and No. 7 player in North Carolina in the 247Sports Composite • Ranked as the nation's 113th-best player, the No. 13 strongside defensive end and the No. 4 player in the state by Rivals • Tabbed the No. 53 defensive end and No. 19 player in the state according to ESPN • Listed as the nation's 330th-best player, the No. 24 edge and the No. 11 player in the state by On3 • A two-time all-state and two-time all-conference performer • Tabbed the CAP-7 Player of the Year as a junior • A Carolina Bowl and Shrine Bowl honoree • A team captain • Tallied 163 tackles, 22 sacks, 53.5 TFL and nine PBU over his three prep seasons • Posted 71 tackles, eight sacks, 22 TFL and three PBU as a senior, helping Leesville Road to a 10-3 record and the fourth round of the state playoffs • Collected 34 tackles, five sacks and 13 TFL in a seven-game shortened season as a junior • Added 58 tackles, nine sacks and 18.5 TFL as a sophomore • Led Leesville Road to a 13-1 record and the state finals • Also played lacrosse for three seasons as a defender • Coached by Ben Kolstad.



Personal

Son of Erika and Christopher Atkinson • Mother, Erika, played volleyball at UConn • Father, Christopher, played football at UConn • A four-year member of the A/B Honor Roll • Birthday is June 16.



WILLIAM BARNES

OFFENSIVE LINEMAN
6-4 • 320 • SENIOR
APOPKA, FLA. • APOPKA

76

2022 – Senior Season

Started in 13 games in which he appeared on the offensive line and special teams • Missed the Duke game due to injury • Played 839 snaps at right tackle and 79 at right guard.

2021 – Junior Season

Appeared in 12 games on the offensive line and special teams and made first collegiate start against Virginia • Blocked for an offense that averaged 35.2 points per game (19th NCAA/3rd ACC), 468.2 total yards per game (10th NCAA/4th ACC), including 255.7 passing yards per game (42nd NCAA/6th ACC) and 212.5 rushing yards per game (18th NCAA/2nd ACC) • Played 231 snaps, including a season-high 51 snaps at Pitt • Graded out at 78 percent against Virginia.

2020 – Sophomore Season

Appeared in all 12 games on the offensive line and special teams • Played 142 snaps, including a season-high 30 snaps against Western Carolina.

2019 – Redshirt Freshman Season

Appeared in 12 games on the offensive line and special teams • Played a season-high 37 snaps against Mercer • Appeared in three games before red-shirting in 2018.

Apopka High School

Four-star prospect who was ranked the No. 5 offensive tackle in the country and the No. 45 overall player in the country by the 247Sports composite • Was also considered the No. 10 player in Florida by 247Sports • A member of the ESPN300 who was also considered the No. 53 player nationally, the No. 4 player at his position and the No. 14 player in the state of Florida by ESPN.com • Rated the No. 2 player at his position, the No. 21 player in Florida and the No. 82 player overall by Rivals • Ranked No. 6 in the Orlando Sentinel's Central Florida Super60 • Selected to play in the U.S Army All-American Bowl • Led Apopka High to a 10-4 record and a spot in the Florida 8A regional semifinals • Coached by Rick Darlington at Apopka.


Personal

Son of Kay and Curtis Barnes • Birthday is Sept. 28.





PLAYER PROFILES



GIOVANNI BIGGERS

DEFENSIVE BACK
6-1.5 • 200 • GRADUATE STUDENT
WOODBRIDGE, VA. • BOYS' LATIN (MD.)



27

2022 – Senior Season

Started all 14 games at defensive back • Posted 69 tackles, a TFL, two PBU and a fumble recovery • Notched three stops in the season opener against FAMU • Registered a career-high 10 tackles at App State • Came up with three tackles at Georgia State • Tallied seven tackles against Notre Dame • Made four tackles against Virginia Tech • Added four stops and a fumble recovery at Miami • Posted eight tackles, a PBU and a half TFL at Duke • Had three tackles and a PBU against Pitt • Recorded eight tackles at Virginia • Added four tackles at Wake Forest • Tallied four tackles vs. Georgia Tech • Made three tackles vs. NC State • Notched three tackles in the ACC Championship game versus Clemson • Posted five tackles against Oregon in the Holiday Bowl.

2021 – Junior Season

Appeared in all 13 games and made three starts at defensive back • Finished the season with 48 tackles, 4.5 TFL, one sack, five breakups and one hurry • Tied for second among a group of 19 players in the country to block two kicks • Had one tackle in the season opener at Virginia Tech • Came up with three tackles against Georgia State • Blocked a punt and had one tackle at Georgia Tech • Had a season-high four tackles and a breakup against Duke • Recorded three tackles against Florida State • Had an outstanding game against Miami with five tackles, blocked a punt, had a sack, a hurry and a breakup • Had five tackles and had two tackles for loss at Notre Dame • Recorded a career-high six tackles against Wake Forest • Had four tackles and a pair of breakups at Pittsburgh • Made first career start against Wofford and had six tackles and 1.5 tackles for loss • Had six stops and a breakup at NC State • Came up with four tackles against South Carolina at the Duke's Mayo Bowl.

2020 – Sophomore Season

Appeared in all 12 games at defensive back and on special teams • Had three tackles and his first career interception in the season-opening win over Syracuse • Had single-tackle games against Duke, Western Carolina and Texas A&M in the Orange Bowl.

2019 – True Freshman Season

Appeared in six games at defensive back and on special teams • Had four tackles versus Mercer.

Boys' Latin School


Listed as the No. 9 player in the state of Maryland and the No. 44 safety nationally by Rivals • Ranked No. 11 in the state and the No. 56 safety nationally by the 247Sports Composite • Considered the No. 16 player in the state and a three-star prospect by ESPN • A two-time All-MIAA selection • A first-team All-Metro selection as a senior • Earned All-MIAA honors • Posted 81 tackles, 3.5 TFL, two INTs and five PBU • An All-MIAA selection as a junior • Tallied 62 tackles, two INTs, 13 PBU and two forced fumbles • Made regular appearances on the Dean's List • Coached by Ritchie Schell.

Personal

Son of Sarah Hall and Alfonso Biggers • Birthday is Feb. 8.

GIOVANNI BIGGERS - CAREER STATISTICS

	SOLO	AST	TOT	TFL-YDS	SACKS-YDS	INT	PD	FF	FR
2019	1	3	4	0-0	0-0	0	0	0	0
2020	3	0	3	0-0	0-0	1	1	0	0
2021	29	19	48	4.5-17	1-11	0	5	0	0
2022	40	29	69	1-3	0-0	0	2	0	1
Total	73	51	124	5.5-20	1-11	1	8	0	1



KEDRICK BINGLEY-JONES

DEFENSIVE LINEMAN
6-4 • 305 • JUNIOR
CONCORD, N.C. • PROVIDENCE DAY



41

2022 – Sophomore Season

Appeared in 11 games on the defensive line and special teams • Posted five tackles • Recorded two tackles against FAMU • Had a single tackle at Virginia • Made two tackles in the ACC Championship game against Clemson.

2021 – Redshirt Freshman Season

Appeared in 11 games on the defensive line and special teams • Made one tackle against Georgia State • Redshirted the 2020 season due to injury.

Providence Day

An early enrollee who is a four-star prospect listed as the No. 4 player in North Carolina and the nation's 12th-ranked defensive tackle in the 247Sports Composite • Ranked as the No. 3 player in the state and the nation's fifth-ranked defensive tackle according to Rivals • Tabbed as the state's No. 10 player and the nation's 25th-ranked defensive end by ESPN • A member of the ESPN300 • Named first-team NCISAA all-state as a senior • Led Providence Day to the NCISAA Division II state championship • Posted 54 tackles, seven sacks, six pressures, a forced fumble, a fumble recovery and a blocked punt • Was a preseason all-state selection by NCPreps.com and MaxPreps • A WSOC-TV Big 22 Player to Watch • Ranked as the No. 10 player on the Fayetteville Observer's preseason Top 50 list • Earned first-team NCISAA all-state honors as a junior • Tabbed first-team ALL-USA North Carolina by USA Today • Also named to the All-Observer first team • Tallied 78 tackles, 13 sacks and two safeties • Notched 60 tackles, two sacks, three forced fumbles and a fumble recovery as a sophomore • Coached by Adam Hastings.

Personal

Son of James Bingley • Birthday is Aug. 27.

KEDRICK BINGLEY-JONES - CAREER STATISTICS

	SOLO	AST	TOT	TFL-YDS	SACKS-YDS	INT	PD	FF	FR
2021	0	1	1	0-0	0-0	0	0	0	0
2022	1	4	5	0-0	0-0	0	0	0	0
Total	1	5	6	0-0	0-0	0	0	0	0



GAVIN BLACKWELL

WIDE RECEIVER
5-11.5 • 180 • SOPHOMORE
INDIAN TRAIL, N.C. • SUN VALLEY



2

2022 – Redshirt Freshman Season

Appeared in 13 games and started the first four games of the season along with the game against Georgia Tech • Did not play in the bowl game against Oregon • Made first career start and had four catches for 36 yards and a touchdown in the season opener against FAMU • Had a single catch for 36 yards at App State • Hauled in three catches for 37 yards at Georgia State • Had one catch for eight yards against Notre Dame and a single catch for seven yards against Virginia Tech • Had one reception for 18 yards against Pitt • Had one catch for nine yards at Virginia • Had two receptions for 20 yards at Wake Forest • Had two catches and a career high 54 yards against Georgia Tech • Had one catch for four yards vs. NC State.



2021 – True Freshman Season

Appeared in one game at wide receiver and on special teams against Georgia State.

Sun Valley High School

An early enrollee who is a four-star prospect listed as the nation's 205th best player, the 36th-ranked wide receiver and the No. 13 player in North Carolina in the 247Sports Composite • Tabbed as the nation's 164th-best player, the 31st-ranked wide receiver and the No. 9 player in the state by ESPN • A member of the ESPN 300 • Ranked as the nation's 46th-best wide receiver and No. 16 player in the state by Rivals • Named an SI All-America candidate and a top 10 slot receiver entering his senior season • Recorded 146 receptions for 2,702 yards and 33 TDs over three prep seasons • A third-team All-Observer and first-team all-conference selection as a junior • Posted 67 receptions for 1,008 yards and nine TDs • Helped Sun Valley to a 10-3 record and the second-round of the 3A playoffs as a sophomore • Earned MaxPreps Sophomore All-America and first-team all-conference honors • Tallied 51 receptions for 1,156 yards and 19 TDs while playing with UNC QB Sam Howell • Added 28 receptions for 538 yards and five TDs as a freshman • Also excelled in track and field • Coached by Tad Baucom and Drew Hackett.

Personal

Son of Garrick Blackwell and Stephanie Drake • Birthday is Dec. 4.

GAVIN BLACKWELL - CAREER STATISTICS								
	GP	REC	YDS	TD	Long	REC/G	AVG/C	AVG/G
2021	1	0	0	0	0	0.0	0.0	0.0
2022	13	18	239	1	36	1.4	13.3	18.4
Total	14	18	239	1	36	1.3	13.3	17.1

JEFFERSON BOAZ

QUARTERBACK
6-7 • 235 • JUNIOR
PILOT MOUNTAIN, N.C. • EAST SURRY

14

2022 – Sophomore Season

A valuable squad member who added depth at quarterback.

2021 – Redshirt Freshman Season

A valuable squad member who added depth at quarterback.

2020 – True Freshman Season

Made collegiate debut against Western Carolina • Completed his lone passing attempt for three yards against the Catamounts.

East Surry High School

A three-star prospect listed as the No. 27 player in North Carolina and the nation's 40th-ranked tight end in the 247Sports Composite • Ranked as the No. 22 player in the state according to Rivals • Tabbed as the state's No. 37 player according to ESPN • Named the NCHSAA Male Athlete of the Year • Also tabbed HighSchoolOT.com's Male Athlete of the Year • Selected for the 2019 Shrine Bowl of the Carolinas • Tallied 6,226 passing yards and 85 TDs and added 20 rushing TDs over his final two prep seasons • An NCPreps.com all-state selection as a senior • Led East Surry to a 15-0 record, a regional title and the 1AA state championship • Set NCHSAA single-season records in 2019 with 82 touchdowns responsible for and a 74.2 percent completion percentage (min. 275 attempts) • Threw for 4,615 yards and 65 TDs (second all-time in NCHSAA), while rushing for 466 yards and 17 TDs • Earned 1AA championship game MVP honors • Set the state championship single-game records for passing yards (478) and passing TDs (7), while snapping Tarboro's 44-game winning streak • His eight total TDs tied the championship-game record held by former Tar Heel T.J. Logan • His eight TD passes vs. North Stokes

(10/25/19) were the second most in NCHSAA history • Led East Surry to an 11-4 record and a berth in the state title game as a junior • Passed for 1,611 yards and 20 TDs and rushed for 209 yards and three TDs, while splitting time at QB • Added 14 receptions for 204 yards and two more scores • Also saw time at quarterback, tight end and linebacker as a sophomore, throwing for 463 yards and six TDs • Also played basketball and baseball • Averaged 25.3 points and 11.2 rebounds per game as a junior, earning his third straight all-conference honor • Coached by Trent Lowman.

Personal

Son of Jay and Merry Craig Boaz • Father, Jay, played at UNC under Mack Brown from 1992-1994 • Birthday is Nov. 27.

DeANDRE BOYKINS

DEFENSIVE BACK
5-11.5 • 205 • JUNIOR
CONCORD, N.C. • CENTRAL CABARRUS

16

2022 – Sophomore Season

Started all 14 games at defensive back • Tallied 67 tackles, two sacks, 5.5 TFL, an INT, seven PBU and a fumble recovery • Made first career start and came up with four tackles and a fumble recovery against FAMU • Had four tackles at App State, at Georgia State and against Notre Dame • Came up with a season-high five tackles and a PBU against Virginia Tech • Named ACC Defensive Back of the Week after tallying four tackles, a sack and an INT at Miami • Repeated as the league's DB of the Week against Duke when he had a season-high seven tackles, a sack, 1.5 TFL and a hurry • Had four solo tackles against Pitt • Recorded four tackles and a pair of breakups at Virginia • Posted four tackles at Wake Forest • Notched seven tackles against Georgia Tech • Tallied six tackles, a TFL and a pressure versus NC State • Added three tackles against Clemson in the ACC Championship game • Tied his career-high with seven tackles against Oregon in the Holiday Bowl.

2021 – True Freshman Season

Appeared in 11 games on special teams and at defensive back • Made two tackles against Georgia State • Returned a kick for 12 yards against Duke • Had a pair of tackles against Wofford.

Central Cabarrus High School

An early enrollee who is a four-star prospect listed as the nation's 175th-best player, the No. 6 athlete and No. 10 player in North Carolina in the 247Sports Composite • Ranked as the nation's 72nd-best player, the No. 3 all-purpose back and the No. 4 player in the state by Rivals • Tabbed the nation's 230th-best player, the No. 11 safety and the No. 16 player in the state according to ESPN • A member of the ESPN 300 • An SI All-America candidate prior to his senior season • Tallied 877 rushing yards and 18 TDs over his final two prep seasons • Posted 1,704 all-purpose yards over three seasons • Recorded seven INTs • A first-team All-Observer selection as a junior • Posted 48 tackles, a half sack, six TFL and three INTs • Returned two INTs for TDs • Rushed for 603 yards and nine TDs and posted four 100-yard games • Added seven receptions for 74 yards • Tallied 274 rushing yards and nine TDs as a sophomore • Had five tackles, three INTs, and two PBU • Coached by Kenneth McClamrock.


Personal

Son of Shena Brooks • Birthday is Sept. 2.

DEANDRE BOYKINS - CAREER STATISTICS									
	SOLO	AST	TOT	TFL-YDS	SACKS-YDS	INT	PD	FF	FR
2021	3	1	4	0-0	0-0	0	0	0	0
2022	48	19	67	5.5-29	2-21	1	8	0	1
Total	51	20	71	5.5-29	2-21	1	8	0	1



PLAYER PROFILES



BRITISH BROOKS

RUNNING BACK
5-11 • 225 • GRADUATE STUDENT
GASTONIA, N.C. • ASHBROOK



24

2022 – Graduate Season

Missed the season after suffering a lower body injury during preseason practice.

2021 – Senior Season

Appeared in 11 games at running back and on special teams • Named Special Teams MVP and special teams captain for the second year in a row • Averaged 9.5 rushing yards per attempt with 295 yards on 31 carries and scored four rushing TDs • Rushed for 10 yards on four carries and blocked a punt against Georgia State • Rushed seven times for 89 yards and scored two rushing touchdowns against Wofford • Recorded a career-high 124 rushing yards on 15 carries at NC State • Had a team-leading 72 rushing yards on five carries against South Carolina at the Duke's Mayo Bowl • Scored a 63-yard rushing TD against the Gamecocks, the longest rush of his career and the longest rushing TD in Duke's Mayo Bowl history • Had six tackles on the season.

2020 – Junior Season

Appeared in all 12 games at running back and on special teams • Named Special Teams MVP and special teams captain • Tallied two tackles • Made first collegiate start at running back in the Orange Bowl against Texas A&M • Rushed for a career-high 99 yards on 24 attempts on the season • Rushed for 21 yards on two carries, including a long of 17 yards, against NC State • Gained 20 yards on three attempts against Duke • Rushed 15 times for 53 yards against Texas A&M.

2019 – Sophomore Season

Appeared in 11 games at running back and on special teams • Rushed three times for 10 yards and a touchdown versus Mercer • Scored from 12 yards out for his first collegiate rushing TD • Had six single-tackle games against Georgia Tech, Duke, Virginia, Mercer, NC State and Temple in the Military Bowl.

2018 - True Freshman Season

Appeared in six games at running back and on special teams • Carried the ball seven times for 57 yards against Western Carolina • Added three tackles • Had single-tackle games versus Virginia Tech, Virginia and Duke.

Ashbrook High School


A two-time first-team All-Big South Conference selection • Rushed for 2,597 yards and 31 TDs over his final two prep seasons • A preseason WSOC Big 22 standout prior to his senior season • Tabbed first-team All-Big South Conference • Posted 1,344 rushing yards and 15 TDs • Earned Big South Offensive Player of the Year as a junior • Claimed first-team All-Big South Conference honors • Rushed for 1,253 yards and 16 TDs • Was a member of the Honors Technical Society • Coached by Brian Andrews.

Personal

Son of Leslie Brooks and Darius James • Birthday is Nov. 18.

BRITISH BROOKS - CAREER STATISTICS

	GP	ATT	YDS	TD	LONG	AVG/A	AVG/G
2018	6	7	57	0	27	8.1	9.5
2019	11	3	10	1	12	3.3	0.9
2020	12	24	99	0	17	4.1	8.3
2021	11	31	295	4	63	9.5	26.8
TOTAL	40	65	461	5	63	7.1	11.5



JALEN BROOKS

LINEBACKER
5-10.5 • 240 • JUNIOR
KNIGHTDALE, N.C. • CARDINAL GIBBONS



36

2022 – Sophomore Season

Appeared in all 14 games on special teams • Posted four tackles on the season • Had a single tackle vs Pitt • Tallied three tackles against Oregon in the Holiday Bowl.

2021 – Redshirt Freshman Season

Appeared in four games on special teams against Virginia Tech, Duke, Pitt and NC State.

2020 – True Freshman Season


Made his collegiate debut against Western Carolina • Had three snaps against the Catamounts.

Cardinal Gibbons

A six-year veteran who played on both sides of the ball, primarily at defensive end/linebacker and fullback • Named the 2019 Male Athlete of the Year by both the NCHSAA and HighSchoolOT.com • Earned Cap 7 Conference Defensive Player of the Year honors in 2017 and 2018 • Career totals of 134 tackles, 69 TFL, 42.5 sacks, 10 fumble recoveries, two forced fumbles, one INT, one PBU and scored 10 touchdowns • As a senior, had 63 tackles, 26 TFL and 18.5 sacks • Had 71 tackles, 43 TFL and 24 sacks during junior campaign • Won back-to-back state championships in wrestling at the 220-pound weight class • Earned 2019 Cap 7 Wrestler of the Year honors and finished with a 117-6 career record • Won a state championship in lacrosse as well • Member of the Choir and National Honor Society • Coached by Steven Wright.

Personal

Son of Jerry and Theresa Brooks • Dad wrestled at Campbell University • Birthday is Feb. 19.



BO BURKES

OFFENSIVE LINE
6-2 • 300 • REDSHIRT FRESHMAN
CENTREVILLE, ALA. • BIBB COUNTY



79

2022 - True Freshman Season


A valuable squad member who added depth to the offensive line • Red-shirted.

Bibb County High School

A four-year member of the Bibb County football team • Was a three-time team captain • Earned AHSAA North South All-Star Game honors and was tabbed team captain • Also played baseball for four years • Was a team captain • Named to the Tuscaloosa Super 9 • Batted .439, hit eight home runs and drove in 39 runs as a senior • Coached by Matt Geohagan.



Personal

Son of Mystic and Chip Burkes • Cousin, Ben Jones, is an NFL center • Birthday is September 20.



NOAH BURNETTE

PLACE-KICKER
5-10 • 175 • JUNIOR
RALEIGH, N.C. • LEESVILLE ROAD

98



MAJOR BYRD

DEFENSIVE BACK
5-9.5 • 200 • REDSHIRT FRESHMAN
CHICAGO, ILL. • MYERS PARK




39

2022 – Sophomore Season

Appeared in all 14 games, handling kick-offs, field goals and PATS • Made 15 of 21 field goal attempts during the season and 57 of 58 PATS • Made all eight PAT attempts as the starting kicker in the season-opening win over FAMU • Converted two field goals, including a season-long 47-yard attempt, and seven PATs at App State • Made all five PAT attempts at Georgia State • Was 2 for 2 on PAT attempts against Notre Dame • Made 2 of 3 FGs and all five PAT attempts against Virginia Tech • Converted two FGs and three PAT attempts at Miami • Made all five PAT attempts and a 45-yard FG at Duke • Converted all four PAT attempts and a 35-yard FG at Virginia • Made a 33-yard FG that delivered Carolina the win at Wake Forest. • Made a 31-yard FG vs. Georgia Tech • Made a 25-yard FG against Clemson • Connected on 2 of 3 FG attempts against Oregon.

2021 – Redshirt Freshman Season

A valuable squad member who added depth at place-kicker • Redshirted the 2020 season.

Leesville Road High School

Rated a five-star kicker and the No. 20 kicker in his class by Chris Sailer Kicking • Converted 39 of 50 field goals over three seasons, while also playing wide receiver • Led Leesville Road to a state runner-up finish, and won a conference and regional title in 2019 • MaxPrep second team all-state selection as a senior • Earned the 2019 state championship offensive team MVP award • Three-time all-conference special teams MVP • Graduated Magna Cum Laude • Coached by Ben Kolstad.

Personal

Son of Marianna and Randall Burnette • Sister, Lindsey, also attends Carolina • Birthday is December 3.

NOAH BURNETTE - CAREER STATISTICS

	GP	MADE	ATT	LONG	PCT	BLKD
2022	14	15	21	47	71.43	1
TOTAL	14	15	21	47	71.43	1



2022 – Redshirt Freshman Season


A valuable squad member that provided depth at defensive back • Redshirted

Myers Park High School

A four-year member of the Myers Park football program • Played his first two seasons at wide receiver before switching to defense • Tallied 105 tackles and four INTs over his final two seasons • Named a team captain • Helped Myers Park to the conference championship • Was an all-conference performer • Also competed in wrestling and track and field • Earned AB Honor Roll recognition • Coached by Curtis Fuller.



Personal

Son of Ron and Amie Carroll • Birthday is May 18.



RANDY "DEUCE" CALDWELL

LINEBACKER
6-0 • 230 • SOPHOMORE
MAULDIN, S.C. • MAULDIN

44

2022 – Redshirt Freshman Season

Appeared in all 14 games at linebacker and on special teams • Tallied six tackles and a sack • Posted four tackles and a sack versus Virginia Tech • Added solo tackle games against Virginia and NC State.

Mauldin High School

A three-star prospect listed as the nation's 78th-best linebacker and the No. 11 player in South Carolina in the 247Sports Composite • Ranked as the nation's No. 46 outside linebacker and the No. 7 player in the state by ESPN • Tabbed as the No. 9 player in the state according to Rivals • Listed as the nation's No. 64 linebacker and the No. 7 player in the state by On3 • An SCFCA 5A all-state team selection • A North-South Game (Touchstone Energy Bowl) and Shrine Bowl selection • A team captain • Claimed linebacker MVP honors at the UA All-American Charlotte camp • Tallied 151 tackles, four sacks, 15 TFL, four INTs and 11 PBU during his three-year prep career • Also posted 10 rushing TDs and two receiving TDs on offense • Collected 54 tackles, three sacks, seven TFL and four PBU in his seven-game senior season • Notched 38 tackles, a sack, four TFL and two PBU in six games as a junior • Added 59 tackles, four TFL, four INT and five PBU as a sophomore • Also played basketball for Legacy Early College, where he attended school • Played football for Mauldin because Legacy doesn't field a football team • Coached by Sayre Nesmith.

Personal


Son of Alisa and Randy Caldwell • Birthday is Oct. 3.




PLAYER PROFILES





CHANCE CARROLL
OFFENSIVE LINE
 6-2 • 295 • JUNIOR
 MOORESVILLE, N.C. • HOUGH




54



DON CHAPMAN
DEFENSIVE BACK
 6-1 • 200 • SENIOR
 SAN DIEGO, CALIF. • LINCOLN

2

2021 – Redshirt Freshman Season

A valuable squad member who added depth on the offensive line • Appeared in the Georgia State game and played three snaps.

2020 – True Freshman Season

A valuable squad member who added depth on the offensive line • Appeared in three games against Duke, Western Carolina and Miami • Played a total of 10 snaps, including a season-high eight against Western Carolina.

Hough High School

A four-year veteran along the offensive line • Played in the NC/SC Shrine Bowl Game • Team captain at Hough as a junior and senior • Two-time all-conference selection in 2018 and 2019 • Coached by Matthew Jenkins.

Personal

Son of Ron and Amie Carroll • Birthday is May 18.

2022 - Senior Season

Appeared in 11 games, starting one, at defensive back • Posted 32 tackles, three PBU and a forced fumble • Tallied three stops against FAMU • Notched six tackles and a forced fumble against Notre Dame • Came up with a pair of tackles against Virginia Tech • Added one solo tackle and a PBU against Pitt • Recorded four tackles at Virginia • Had a single tackle at Wake Forest • Added three tackles vs. Georgia Tech • Posted five tackles, forced a fumble, and had a pass breakup vs. NC State • Made four tackles against Clemson in the ACC Championship game • Added three tackles vs. Oregon in the Holiday Bowl.

2021 - Junior Season

Appeared in eight games and made four starts at defensive back • Finished the season with 27 tackles, three breakups and a half TFL • Came up with two stops in the season opener at Virginia Tech • Had four tackles against Georgia State • Recorded a team-high seven tackles and had a breakup against Virginia • Added another seven stops and a half TFL at Georgia Tech • Made two tackles against Duke and Florida State • Started at corner at Notre Dame and had three stops and a breakup • Missed the final five games after suffering a season-ending injury against the Fighting Irish.

2020 - Sophomore Season

Started all 11 games he appeared in 2020 • All-ACC Academic Team selection • Ranked fourth on the team with 48 tackles • Came up with four tackles for loss, two sacks, two PBU and one interception • Tallied four tackles and a TFL against Syracuse • Had seven tackles at Boston College • Set a career high with nine tackles against Virginia Tech • Had a sack and six tackles at FSU • Came up with third career interception and four tackles against NC State • Had two TFL, a sack, a breakup and six tackles at Virginia • Came up with five tackles against No. 2 Notre Dame • Had single-tackle games against No. 9 Miami and No. 5 Texas A&M in the Orange Bowl.

2019 - True Freshman Season


Appeared in all 13 games at safety and on special teams • Started four games at safety • Had two INTs, 1.5 tackles for loss, one forced fumble, one PBU, one sack and 30 total tackles • Had three solo tackles against Clemson • Had a season-high six tackles at Pitt • Had four tackles and a forced fumble against Mercer • Had four tackles and an INT at NC State • Had a team-leading and season-high 10 tackles against Temple in the Military Bowl • Also registered first career sack and 1.5 tackles for loss against the Owls.

Lincoln High School


Considered the No. 83 player in the state of California and the No. 47 safety in the country by 247Sports • Also considered the No. 80 player in California by Rivals • Rated the No. 82 player in California and the No. 60 safety by the 247Sports Composite • Helped lead Lincoln to an 11-5 record and a spot in the 3-AA state final as a senior • Earned first-team All-San Diego honors • A Union-Tribune All-Academic honoree • Posted 50 tackles, three INTs and four PBU • Tallied 540 yards and four TDs receiving along with 242 yards and three TDs rushing • Added two kickoff return TDs, a punt return TD and an INT return for a TD • Led Lincoln to a 9-3 record and the quarterfinals of the Division II state playoffs as a junior • Posted 84 tackles, three INTs and two forced fumbles • Coached by David Dunn.

Personal

Son of Felicia Chapman • Birthday is May 1.



LEJOND CAVAZOS
DEFENSIVE BACK
 6-0 • 200 • JUNIOR
 DALLAS, TEXAS • IMG ACADEMY/OHIO STATE

6

2022 – Sophomore Season

Appeared in 11 games at defensive back and started the last three games • Posted 18 tackles, a TFL and two PBU • Had a single tackle at App State • Came up with three stops against Notre Dame • Added a solo tackle and a PBU against Pitt • Tallied three tackles and a PBU in his first career start vs NC State • Recorded a career-high five tackles and his first career TFL in the ACC Championship game against Clemson • Made three tackles in the Holiday Bowl against Oregon.

At Ohio State

Spent the first two years of his collegiate career at Ohio State and has three years of eligibility remaining • Appeared in 11 games in 2021 and tallied eight tackles and two PBU as a redshirt freshman • Made collegiate debut in the 2020 Big Ten Championship game during his true freshman season.

IMG Academy

A composite four-star recruit by 247Sports.com, Rivals and ESPN who ranked among the top 25 safeties nationally • Played in the ESPN Under Armour All-American Game • Won the fastest man event at The Opening Regional in February of 2019 and had the highest overall score.

Personal

Son of Melba and CJ Cavazos • Birthday is Feb. 6.


LEJOND CAVAZOS - CAREER STATISTICS									
	SOLO	AST	TOT	TFL-YDS	SACKS-YDS	INT	PD	FF	FR
2022	9	9	18	1-3	0-0	0	2	0	0
Total	9	9	18	1-3	0-0	0	2	0	0

PLAYER PROFILES



DON CHAPMAN - CAREER STATISTICS




	SOLO	AST	TOT	TFL-YDS	SACKS-YDS	INT	PD	FF	FR
2019	22	8	30	1.5-13	1-11	2	3	1	0
2020	40	8	48	4-16	2-9	1	3	0	0
2021	17	11	28	0.5-1	0-0	0	3	0	0
2022	18	14	32	0-0	0-0	0	3	1	0
Total	43	97	41	138	6-30	3-20	12	2	0



TYCHAUN "DOC" CHAPMAN

WIDE RECEIVER

5-9.25 • 175 • REDSHIRT FRESHMAN
VIRGINIA BEACH, VA. • PRINCESS ANNE

Princess Anne High School

An four-star prospect listed as the nation's 172nd-best player, the No. 24 wide receiver and the No. 5 player in Virginia in the 247Sports Composite • Tabbed as the nation's 55th-best player, the No. 5 wide receiver and the No. 3 player in the state by ESPN • A member of the ESPN 300 • Ranked as the nation's No. 15 all-purpose back and the No. 15 player in the state according to Rivals • Listed as the nation's 136th-best player, the No. 26 wide receiver and the No. 4 player in the state by On3 • Invited to the Under Armour All-American game • A two-time All-Tidewater selection • A two-time team captain • Transferred to Landstown before his senior season but decided not to play • Was named the top player in the Virginian-Pilot and Daily Press Top 50 prior to his senior year • Posted 32 receptions for 613 yards and three TDs, while rushing for 254 yards and three TDs in an eight-game shortened season as a junior • Earned second-team All-Tidewater honors for his performance • Tallied 1,300 all-purpose yards and 15 TDs as a sophomore • Claimed third-team All-Tidewater recognition and second-team all-region 5A • Also a track standout who clocked 7.02 and 6.42 in the indoor 60m and 55m, respectively • Coached by James Yeager.


Personal

Son of Jamia Chapman and Toby Williams • Birthday is July 5.

and the Polynesian Bowl • Named an All-American Bowl Man of the Year finalist • Also an Academic All-American • Was a team captain • Notched three INT returns for TDs during his career • A two-way player who accumulated 2,145 rushing yards and 22 TDs • Posted 72 tackles, including 48 solo stops, as a senior • Ranked fourth on his team in tackles during a shortened six-game season as a junior • Recorded two INT returns for TDs in his prep debut as a sophomore but played in just four games due to injury • Also competed in track and field • Coached by Mike Burzawa.

Personal




Son of Rebecca and Darryl • Father, Darryl, wrestled at Illinois • Older brother, Gabriel, runs track at West Texas A&M • A member of the High Honor Roll • Birthday is Feb. 6.



AIDEN CLONINGER

WIDE RECEIVER

5-11.5 • 190 • REDSHIRT FRESHMAN
GASTONIA, N.C. • EAST GASTON

2022 – True Freshman Season

A valuable squad member who added depth to the wide receiver room • Redshirted.

East Gaston High School

A four-year member of the East Gaston program • Named a team captain • Earned all-conference honors as a senior • Helped East Gaston to the third round of the state playoffs • Posted 41 receptions for 649 yards and seven TDs as a senior • Also participated in swimming and baseball • A four-year team captain and a state finalist in swimming • Served as the Senior Class President • A member of the Beta Club • A National Honor Society Member • Coached by JT Postell.

Personal

Son of Kristin and Justin Cloninger • Cousin, Holt, is a kicker at Campbell • Birthday is July 17.



SEBASTIAN CHEEKS

LINEBACKER

6-2.5 • 230 • REDSHIRT FRESHMAN
SKOKIE, ILL. • EVANSTON TOWNSHIP





2022 – Freshman Season

Appeared in the three games at linebacker and on special teams • Had two tackles vs. Florida A&M • Came up with a single tackle at App State • Missed the remainder of the season due to injury • Redshirted.

Evanston Township High School

An early enrollee who is a four-star prospect listed as the nation's 142nd-best player, the No. 14 linebacker and the No. 5 player in Illinois in the 247Sports Composite • Ranked as the nation's 119th-best player, the No. 10 outside linebacker and the No. 3 player in the state according to Rivals • Tabbed as the nation's 159th-best player, the No. 17 outside linebacker and the No. 5 player in the state according to ESPN • A member of the ESPN 300 • Listed as the nation's 113th-best player, the No. 10 linebacker and the No. 3 player in the state by On3 • Was invited to play in the All-American Bowl



JOHN COPENHAVER

TIGHT END

6-3 • 240 • JUNIOR
ROSWELL, GA. • ROSWELL





2022 – Sophomore Season

Appeared in 13 games, starting one, at tight end and on special teams • Made his lone start of the season against NC State • Finished the season with 198 yards receiving and 12 catches • Had two catches for 44 yards against FAMU • Had a career long reception of 47 yards at Georgia State and finished with 64 yards on two catches • Came up with two receptions for 35 yards against Virginia Tech • Had a career-high three catches for 13 yards against Pitt. • Had two receptions for 41 yards at Wake Forest • Hauled in three catches for 24 yards against Oregon.



PLAYER PROFILES

2021 - Redshirt Freshman Season

Appeared in 11 games as a reserve tight end and on special teams • Had two receptions for nine yards and one touchdown • Notched his first career reception for seven yards against Georgia State • Had a two-yard TD catch against Miami.

2020 - True Freshman Season

Appeared in three games as a reserve tight end • Saw game time against NC State, Western Carolina and Miami.

Roswell High School


An early enrollee who is a three-star prospect listed as the No. 43 player in Georgia and the nation's 15th-ranked tight end in the 247Sports Composite • Ranked as the No. 43 player in the state and the nation's 20th-ranked tight end according to Rivals • Tabbed as the state's No. 46 player and the nation's sixth-ranked tight end-H according to ESPN • Posted 79 receptions for 1,152 yards and 11 TDs over his final two prep seasons • Tabbed honorable mention all-state and the region 4-7A Player of the Year as a senior • Helped Roswell to an 8-3 record, a region championship and the second round of the 7A playoffs • Tallied 35 receptions for 393 yards and three TDs despite only playing in six games after missing the beginning of the season due to injury • Also rushed for 158 yards and three TDs • Led Roswell to a 9-2 record, a region championship and a berth in the 7A state playoffs as a junior • Hauled in 44 passes for 759 yards and eight TDs • Coached by Matt Kemper.

Personal

Son of Bob and Stephanie Copenhaver • Birthday is July 4.

JOHN COPENHAVER - CAREER STATISTICS

	GP	REC	YDS	TD	Long	REC/G	AVG/C	AVG/G
2020	3	0	0	0	0	0.0	0.0	0.0
2021	11	2	9	1	7	0.2	4.5	0.8
2022	13	15	222	0	47	1.2	14.8	17.1
Total	27	17	231	1	47	0.6	13.6	8.6



JACOLBE COWAN

DEFENSIVE LINE
6-4.25 • 280 • JUNIOR
CHARLOTTE, N.C. • PROVIDENCE DAY/OHIO STATE

93

2022 - Sophomore Season

Appeared in 12 games on the defensive line • Posted six tackles and a sack • Had a single tackle vs. Notre Dame • Came up with two tackles and a sack vs. Virginia Tech • Recorded single-tackle games against Pitt, NC State and Clemson.

At Ohio State

OSU Scholar-Athlete and Academic All-Big Ten honoree • Spent the first two years of his collegiate career at Ohio State and has three years of eligibility remaining • Appeared in five games in 2021 and tallied three tackles as a redshirt freshman • Redshirted his true freshman season in 2020.

Providence Day

A four-star prospect by every major scouting service as a high school senior • A top 150 recruit nationally • The nation's No. 15-ranked defensive tackle by 247Sports • Had 72 tackles, 14 TFL, 10 sacks, 20 hurries and four forced fumbles as a junior in 2018 • Had 57 tackles, 17 TFL, 12 sacks, 37 hurries and three forced fumbles as a senior in 2019 • Earned all-conference, all-state and All-America honors • Helped Providence Day and head coach Adam Hastings win the NCISAA State Championship in 2019 • Played both Defensive End and Tight End at Providence Day • Played in the ESPN Under Armour All-American Game • A two-sport athlete who also played basketball • Nike


Opening Finals • Greater Charlotte Defensive Lineman of the year.

Personal

Son of Rykesha Cowan and Terence Tabron • Birthday is Feb. 7.

JACOLBE COWAN - CAREER STATISTICS

	SOLO	AST	TOT	TFL-YDS	SACKS-YDS	INT	PD	FF	FR
2022	4	2	6	1-1	1-1	0	0	0	0
Total	4	2	6	1-1	1-1	0	0	0	0



TYLEE CRAFT

WIDE RECEIVER
6-5 • 200 • SENIOR
SUMTER, S.C. • SUMTER

13

2022 - Junior Season

Missed the season as he battled a rare form of lung cancer • Named the Disney Spirit Award winner • Was named to the Uplifting Athletes Rare Disease Champion Team.

2021 - Sophomore Season

Appeared in four games at wide receiver and special teams • Appeared in games against Virginia Tech, Georgia State, Duke and Wofford.

2020 - True Freshman Season

Appeared in seven games at wide receiver and special teams • Appeared in games against NC State, Virginia, Duke, Wake Forest, Western Carolina, Miami and in the Orange Bowl against Texas A&M.


Sumter High School

An early enrollee who is a four-star prospect tabbed as the state's No. 7 player and the nation's 60th-ranked wide receiver by ESPN • A three-star prospect listed as the No. 10 player in Georgia in the 247Sports Composite • Selected to play in the 2019 Shrine Bowl of the Carolinas • Recorded 59 receptions for 993 yards and 11 TDs over his final two prep seasons • A SCF-CA 5A all-state selection as a senior • Helped Sumter to a 10-1 record and a berth in the second round of the 5A playoffs • Posted 38 receptions for 593 yards and six TDs • Helped Sumter to a 10-1 record and the second round of the 5A state playoffs as a junior • Tallied 21 catches for 400 yards and five TDs • Also competed in basketball for three years and track and field for two • A four-year honor roll student • Coached by Mark Barnes.

Personal



Son of September Craft • Birthday is Oct. 1.





COLBY DOREEN

JACK
6-5 • 225 • JUNIOR
MIDDLETOWN, MD. • MIDDLETOWN

87

2022 – Sophomore Season

A valuable squad member providing depth at the Jack position.

2021 – Redshirt Freshman Season

A valuable squad member providing depth along the defensive line • Made an appearance in the Wofford game • Redshirted the 2020 season.

Middletown High School

A four-year member of the team that played on both sides of the line in addition to being a long snapper • Helped guide Middletown to the 2019 Maryland 2AA state championship title • Two-year team captain • As a senior, named all-county on defense and was an all-state selection at tight end according to the Baltimore Touch Down Club • Also a Baltimore Crab Bowl All-State selection and a Blue Gray All-American Football honoree as a senior • A National Football Foundation and College Hall of Fame Athletic Scholar • Maryland Scholar Athlete • AP Scholar Athlete • National Honor Society member • Three-year member of the basketball team • Eagle Scout • Coached by Collin Delauter.

Personal

Son of Tim and Ellen Doreen • Has two younger sisters • Birthday is February 11.

Chambers High School


An early enrollee who is a four-star prospect listed as the nation's 126th-best player, the No. 7 inside linebacker and the No. 7 player in North Carolina in the 247Sports Composite • Ranked as the nation's 155th-best player, the No. 12 inside linebacker and the No. 10 player in the state according to Rivals • Tabbed as the nation's 154th-best player, the No. 2 inside linebacker and the No. 8 player in the state according to ESPN • A member of the ESPN 300 • An SI All-America candidate prior to his senior season • Two-time Charlotte Observer Defensive Player of the Year • A two-time all-state selection • Amassed 389 tackles, 28 sacks, 57 TFL and 11 forced fumbles over his three-year prep career • Named to the Butkus Award watch list prior to his senior season • A unanimous all-state selection and the AP and Charlotte Observer Defensive Player of the Year as a junior • Posted 156 tackles, 14 sacks, 22 TFL and seven forced fumbles • Led Vance to state and regional championships and posted 6.5 tackles and 1.5 TFL to earn MVP of the state title game • A MaxPreps All-American, an ALL-USA North Carolina pick and an all-state selection as a sophomore • Also named AP and Observer Defensive Player of the Year • Led Vance to a regional championship • Tallied 162 tackles, eight sacks, 23 TFL, two INTs and four forced fumbles • Recorded 71 tackles, six sacks, 12 TFL and two forced fumbles as a freshman • Competed in basketball as a freshman and sophomore and track and field for three seasons • Coached by Glenwood Ferebee.

Personal

Son of Brian Echols and Astarlove Robinson • Father, Brian, was a three-sport legend in Benton Harbor, Mich., who went on to play football at Michigan State and then in the NFL with the 49ers and Jets • Mom, Astarlove, was a standout performer in women's basketball at Western Michigan • Was in the national rankings in rebounding averaging over nine rebounds per game • She holds a bachelor's degree in sociology and three master's degrees in education, athletic administration and curriculum • Birthday is Jan. 20.



POWER ECHOLS - CAREER STATISTICS

	SOLO	AST	TOT	TFL-YDS	SACKS-YDS	INT	PD	FF	FR
2021	16	9	25	1-1	0-0	1	1	0	0
2022	70	33	103	5-25	2-19	1	3	1	0
Total	86	42	128	6-26	2-19	2	4	1	0



POWER ECHOLS

LINEBACKER
6-0 • 225 • JUNIOR
CHARLOTTE, N.C. • CHAMBERS

23


2022 – Sophomore Season

Started all 14 games at linebacker • Earned honorable mention All-ACC honors • Posted 103 tackles, including 70 solo stops, two sacks, five TFL, an INT, two PBU and a forced fumble • His 70 solo tackles ranked fifth in the Power 5 • Ranked fifth in the ACC in tackles • Recorded double-digit tackles in four games • Recorded a game-high 10 tackles against FAMU • Also had two TFL and a sack against the Rattlers • Had six tackles at App State and served as captain • Tallied 10 tackles at Georgia State • Posted 11 tackles, two hurries and a sack against Notre Dame • Added seven tackles against Virginia Tech • Registered a career-high 14 tackles and had a TFL and a hurry at Miami • Notched eight tackles at Duke • Posted four tackles, a breakup, a hurry and a half TFL against Pitt • Added four tackles at Virginia • Notched five tackles at Wake Forest • Recorded his first career forced fumble along with nine tackles against Georgia Tech • Made five tackles vs. NC State • Recorded five tackles in the ACC Championship game against Clemson • Made five stops and had an INT with a 40-yard return in the Holiday Bowl against Oregon.

2021 – True Freshman Season



Appeared in all 13 games at linebacker • Finished the season with 25 tackles, one TFL, one interception and one hurry • Had four tackles and one interception and returned it for 17 yards against Georgia State • Registered a season-high seven tackles and a hurry against Wake Forest • Had single-tackle games against Duke, Florida State, Wofford and NC State.





DESMOND EVANS

DEFENSIVE LINE
6-6.25 • 275 • SENIOR
SANFORD, N.C. • LEE COUNTY



10

2022 - Junior Season

Appeared in eight games, starting seven, along the defensive line • Posted 25 tackles, a TFL and three pressures • Had two tackles against FAMU • Registered a career-high six tackles at App State • Tallied four tackles at Georgia State • Added three stops against Notre Dame • Notched two tackles and a hurry against Virginia Tech • Posted three tackles, a TFL and a hurry at Miami • Added five tackles at Duke • Missed the remainder of the season due to an injury in the Pitt game.

2021 - Sophomore Season

Appeared in 12 games and started the opening game at Virginia Tech at outside linebacker • Finished the season with 18 tackles, five hurries, 2.5 TFL and one fumble recovery • Came up with four tackles and a half TFL at Virginia Tech • Registered three stops and one TFL against Georgia State • Had a fumble recovery and a hurry against Virginia • Had one TFL against Florida State • Came up with three stops and two hurries against Wake Forest • Made a pair of tackles and had two hurries at Pittsburgh • Had two tackles against Wofford.

2020 - True Freshman Season

Appeared in 10 games and made three starts on the defensive line • Had 10 tackles, two tackles for loss, one sack, one forced fumble and one hurry in his true freshman season • Forced a fumble in the win over NC State • Recorded a season-high five tackles and a sack at Duke • Added three stops and one tackle for loss against Western Carolina • Had single-tackle games against Virginia and No. 2 Notre Dame.


Lee County High School

A five-star prospect tabbed as the state's No. 1 player, the nation's top-ranked defensive end, and the nation's second-ranked player overall according to ESPN • A member of the ESPN300 • Listed as the No. 2 player in North Carolina, the nation's second-ranked weakside defensive end, and the nation's No. 32 player overall in the 247Sports Composite • Ranked as the No. 2 player in the state and the second-ranked weakside defensive end in the nation according to Rivals • Invited to play in the Under Armour All-America game • Selected to play in the 2019 Shrine Bowl of the Carolinas • Tallied 190 tackles, 37 sacks, 60 TFL, 23 pressures, three forced fumbles and three fumble recoveries during his three prep seasons • An NCPreps.com all-state selection as a senior • Led Lee County to a 15-1 record, a conference championship, a region championship and a spot in the state championship game • Posted 76 tackles, 11 sacks, 35 TFL, six pressures, two forced fumbles and a fumble recovery • Ranked 10th in USA Today's Chosen 25, a list of the nation's top players entering 2019 • Was a preseason all-state selection by NCPreps.com and MaxPreps • Ranked as the No. 1 player on the Fayetteville Observer's preseason Top 50 list • Tabbed second-team ALL-USA North Carolina by USA Today as a junior • Named to the All-East team • Led Lee County to an 11-1 record, a conference title and 3AA state playoffs • Recorded 69 tackles, 12 sacks, 25 TFL, 16 pressures, a forced fumble, a fumble recovery and a blocked punt • Named first-team all-state as a sophomore • Helped the Yellow Jackets finish 12-1 including a trip to the second round of the 3AA playoffs • Posted 45 tackles, 14 sacks and a fumble recovery • Also competed in basketball at Lee County, averaging 11 points and six rebounds per game as a junior • Coached by Steve Burdeau.

Personal



Son of Darelle Evans and Andrea Miller • Birthday is Aug. 26.

DESMOND EVANS - CAREER STATISTICS										
Year	UA	A	Total	TFL	SACKS	QBH	INT	PBU	FF	FR
2020	10	2	8	10	2-9	1-7	0	0	0	1
2021	12	6	12	18	2.5-5	0-0	0	0	0	1
2022	8	12	13	25	1-4	0-0	0	0	0	0
Total	30	20	33	53	5.5-18	1-7	0	0	0	2



THOMAS FLYNN

WIDE RECEIVER
6-3 • 205 • SOPHOMORE
CHARLOTTE, N.C. • PROVIDENCE DAY



86

2022 - Redshirt Freshman Season

A valuable squad member providing depth at wide receiver.

2021 - True Freshman Season


A valuable squad member providing depth at wide receiver.

Providence Day

A four-year member of both the football and lacrosse programs • First team all-state selection as a senior and a second team all-state performer during junior campaign • Career totals of 1,320 receiving yards, 92 receptions and 16 touchdowns • Averaged 100.3 receiving yards per game as a senior with 602 yards on 35 catches and nine TDs • Had 41 catches for 514 yards and six TDs as a junior • Earned the program's Wide Receiver of the Year award twice • Coached by Chad Grier.

Personal

Son of Keith and Angie Flynn • Dad played football at Carolina and is a 1983 graduate • Mom played basketball at Florida Southern • Birthday is March 21.



TOMARI FOX

DEFENSIVE LINE
6-3 • 300 • GRADUATE
LAWRENCEVILLE, GA. • COLLINS HILL



0

2022 - Senior Season

Did not appear in any games.

2021 - Junior Season

Appeared in 12 games and made two starts on the defensive line • Finished the season with 25 tackles, 2.5 tackles for loss, 1.5 sacks and led the team with six hurries • Registered a pair of tackles, one TFL and a hurry in the season opener at Virginia Tech • Had three tackles against Georgia State • Came up with two tackles, a half sack and a hurry against Virginia • Notched a sack and two stops against Duke • Had a pair of tackles against Florida State • Recorded a career-high three hurries and had two tackles against Miami • Had three tackles against Wake Forest • Made one stop and had a hurry at Pittsburgh • Had a season-high five tackles at NC State.

2020 - Sophomore Season

Started all 12 games on the defensive line • All-ACC Academic Team selection • Had 46 total tackles, six tackles for loss, four sacks and three hurries



- Opened the season with two sacks and three tackles against Syracuse • Had four tackles at Boston College • Notched five tackles and a sack against Virginia Tech • Came up with nine tackles at FSU • Registered a career-high 10 tackles and had a sack at Virginia • Had two hurries and two tackles at Duke • Came up with three tackles against No. 2 Notre Dame • Had three tackles in the Orange Bowl against Texas A&M.

2019 - True Freshman Season

Played in 12 games as a true freshman, starting against App State and Clemson • Had 15 total tackles, two QBH, 0.5 TFL and one forced fumble • Posted three tackles at Wake Forest • Tallied three tackles, a half TFL and a pressure versus App State in his first career start • Made three tackles against Clemson • Forced a fumble against Virginia.

Collins Hill High School

Three-star prospect who is considered the No. 73 player in the state of Georgia and the No. 53 strong-side defensive end in the country by 247Sports • Recorded 116 tackles, 11 sacks and 19 TFL over his final three prep seasons • Earned 7A all-state, all-region and All-Gwinnett County honors as a senior • Posted 71 tackles, eight sacks, 15 TFL and 13 pressures • Tallied 36 tackles, three sacks, two TFL and a pressure as a junior • Added nine tackles and two TFL in four games as a sophomore • Also an accomplished wrestler who won the 7-A state championship at 285 pounds as a senior • Coached by Lenny Gregory.

Personal

Son of Monica and Tony Fox • Younger brother of Carolina defensive lineman Tomon Fox • Birthday is March 24.

TOMARI FOX - CAREER STATISTICS

Year	UA	A	Total	TFL	SACKS	QBH	INT	PBU	FF	FR
2019	12	5	10	15	0.5-1	0-0	0	0	1	0
2020	12	23	23	46	6-36	4-28	0	0	0	0
2021	12	10	15	25	2.5-13	1.5-9	0	0	0	0
Total	36	38	48	86	9-50	5.5-37	0	0	1	0



COREY GAYNOR

OFFENSIVE LINE
6-3 • 305 • GRADUATE
PARKLAND, FLA. • STONEMAN DOUGLAS/MIAMI



65

2022 - Graduate Season

Started all 14 games at center • Honorable mention All-ACC • Played 1,050 snaps and allowed just two sacks • Blocked for an offense that averaged 309.3 yards passing per game (11th NCAA/2nd ACC), 462.8 total yards per game (19th NCAA/2nd ACC) and 34.4 points per game (26th NCAA/3rd ACC).

2021 - Senior Season (At Miami)

Started the first three games of the season at center before suffering a season-ending injury.

2020 - Junior Season (At Miami)

Started all 11 games of regular season at center, serving as one of Miami's top-rated linemen • Named one of team's four captains prior to season • Extended consecutive start streak on offensive line to 24 games by end of season..Made first start of season and 15th of career in opener against UAB (Sept. 10), starting at center and helping lead offense to dominant performance • Named ACC Offensive Lineman of the Week after opener • Offense piled up 337 rushing yards in win over Blazers – second-most recorded by a Miami team against an FBS opponent since the Hurricanes joined the ACC in 2004 and most in any game since 2016 • Started at center in win at top-

20 Louisville (Sept. 19), helping pave way for 485-yard performance • Started at center in romp of rival Florida State (Sept. 26) in which Miami gained 517 yards, including 200 rushing yards • Started at center and was Miami's top-rated lineman at top-ranked Clemson (Oct. 17) • Made start at center in back-to-back home wins over Pittsburgh (Oct. 17) and Virginia (Oct. 24) • Helped lead offense to 620-yard performance in start at center in come-from-behind win at NC State (Nov. 6) • Started in road win at Virginia Tech (Nov. 14) • Started at center in 524-yard performance for offense in win at Duke (Dec. 5) • Started at center in regular season finale against North Carolina (Dec. 12) • Helped lead offense to 512-yard output in 2020 Cheez-It Bowl against Oklahoma State (Dec. 29) with start at center.

2019 - Redshirt Sophomore Season (At Miami)

Started all 13 games at center and served as one of Miami's top performers on offensive line • Made second start of career at center in season opener vs. Florida (Aug. 24), helping Hurricanes outgain Gators, 308-306 • Served as team captain for game vs. Florida • Started at center at North Carolina (Sept. 7) • Made start at center in home wins versus Bethune-Cookman (Sept. 14) and Central Michigan (Sept. 21) • Started at center against Virginia Tech (Oct. 5) • Helped pave way for win over Virginia (Oct. 11) with start at center • Started at center against Georgia Tech (Oct. 19) • Led offensive line that allowed just two sacks to nation's top-leading sack team in start at center at Pittsburgh (Oct. 26) • Started at center in win at Florida State (Nov. 2) • Made start at center in win over Louisville (Nov. 9), with offensive line allowing just one sack against Cardinals • Started at center in games versus FIU (Nov. 23) and at Duke (Nov. 30).

2018 - True Sophomore Season (At Miami)

Saw action in four games • Made season debut in home opener vs. Savannah State (Sept. 8) • Saw action in win at Toledo (Sept. 15) • Competed in win over Pittsburgh (Nov. 24) in regular season finale • Played in New Era Pin-stripe Bowl versus Wisconsin (Dec. 27) • Redshirted season.

2017 - True Freshman Season (At Miami)

Saw action in 10 games and made one start in first season • Made career debut in season opener against Bethune-Cookman (Sept. 2) • Saw action against Toledo (Sept. 23) • Played in wins at Duke (Sept. 29) and at Florida State (Oct. 7) • Helped lead offense to 481-yard performance, including 184 rushing yards, in first start of career at right guard against Georgia Tech (Oct. 14) • Saw action in ACC Championship Game against Clemson (Dec. 2) and in Capital One Orange Bowl against Wisconsin (Dec. 30).


Stoneman Douglas High School

Listed as a three-star prospect by 247Sports, Scout and ESPN • Rated as the 20th-ranked offensive guard out of the South according to Scout • Named Miami Herald First Team All-Broward • Selected Sun-Sentinel First Team All-County • Recorded 97 pancake blocks as a senior • Versatile offensive lineman, who saw action at center and guard • Coached by Willis May.

Personal

Son of Chris Gaynor Sr. • Birthday is Aug. 13.





CEDRIC GRAY

LINEBACKER
6-2.5 • 235 • SENIOR
CHARLOTTE, N.C. • ARDEY KELL



33

2022 - Junior Season

Started all 14 games at linebacker • A second-team All-American according to Sporting News and PFF • Tabbed first-team All-ACC by the league and the AP • Named the team's William Fuller Defensive MVP • Voted a season-long team captain • Served as a game captain six times • Tallied 145 tackles, including 82 solo stops, a sack, 12 TFL, two INTs, six PBU, three forced fumbles and two fumble recoveries • His 145 tackles and 82 solos ranked first among Power 5 players • Led the team with 12 TFL • Recorded double-digit tackles in six games • Had six stops and a breakup against FAMU • Tallied 14 tackles and an INT at App State • Named ACC Linebacker of the Week after coming up with 14 tackles for a second-straight week and adding two TFL at Georgia State • Recorded a game-high 13 tackles and 1.5 TFL against Notre Dame • Made eight tackles and had an INT against Virginia Tech • Tallied 13 stops, a pair of hurries and a forced fumble at Miami • Notched six tackles, a TFL and a breakup at Duke • Had a game-high nine tackles, a QB hurry and forced and recovered a fumble against Pitt's Israel Abanikanda in the fourth quarter that led to a UNC touchdown three plays later • Posted a career-high 16 tackles, two TFL, two breakups and a sack at Virginia • Tallied nine tackles at Wake Forest • Recorded 14 tackles vs. Georgia Tech along with 1.5 TFL, a hurry and a PBU • Posted eight tackles, a forced fumble, and a fumble recovery vs. NC State • Notched seven tackles and a TFL in the ACC Championship game against Clemson • Recorded eight tackles, two TFL, a PBU and a pressure versus Oregon in the Holiday Bowl.

2021 - Sophomore Season

Appeared in all 13 games and started the last 11 games at linebacker • Tied for fourth in the ACC with a team-leading 100 tackles and had five TFL, 2.5 sacks, three breakups, two hurries, two interceptions, one forced fumble and one fumble recovery • Recorded double-figure tackle totals in five of the last eight games • Had three tackles and forced a fumble against Georgia State • Made first start against Virginia and responded with six tackles and had a breakup • Had six stops at Georgia Tech • Had four tackles against Duke • Registered 11 tackles against Florida State • Named ACC Linebacker of the Week after his performance against Miami when he had six tackles, two interceptions and a breakup • His game-saving interception with six seconds left saw Gray become the first UNC player with two interceptions in a game since 2019 • Had 11 stops at Notre Dame • Led the way with 12 tackles against Wake Forest • Made eight tackles and notched his first career sack at Pittsburgh • Had eight tackles and a half a tackle for loss against Wofford • Recorded 12 tackles and had 1.5 tackles for loss, a half sack, a hurry and a fumble recovery at NC State • Had a career-high 13 tackles, two TFL and one sack against South Carolina at the Duke's Mayo Bowl.

2020 - True Freshman Season

Appeared in all 12 games as a linebacker and on special teams • Had single-tackle games against Virginia Tech, NC State and Western Carolina.

Ardrey Kell High School

An early enrollee who is a four-star prospect listed as the No. 16 player in North Carolina and the nation's 38th-ranked athlete in the 247Sports Composite • Ranked as the No. 30 player in the state according to Rivals • Tabbed as the state's No. 29 player according to ESPN • Selected to play in the 2019 Shrine Bowl of the Carolinas • A three-year team captain • A two-way athlete who caught 143 passes for 2,467 yards and 27 TDs over three prep seasons and posted 130 tackles, 4.5 sacks, 12 TFL and three INTs in two years on defense • Tabbed SoMECK Conference Defensive Player of the year as a senior • A finalist for the Big 22 • Led Ardrey Kell to an 11-2 record and a

trip to the second round of the state playoffs • Tallied 70 tackles, 1.5 sacks, six TFL, three INTs, two PBU, a forced fumble and a fumble recovery • Also caught 51 passes for 892 yards and 13 TDs • A WSOC-TV Big 22 Player to Watch • Helped the Knights to a 5-1 conference record and a berth in the state playoffs as a junior • Recorded 60 tackles, three sacks, six TFL and eight pressures • Added 55 receptions for 891 yards and 10 TDs • Made 37 catches for 684 yards and four TDs as a sophomore • Also played basketball for three seasons • Coached by Greg Jachym.

Personal

Son of Mike and Esther Gray • Birthday is Oct. 30.

CEDRIC GRAY - CAREER STATISTICS

Year	UA	A	Total	TFL	SACKS	QBH	INT	PBU	FF	FR
2020	12	0	3	3	0-0	0-0	0	0	0	0
2021	13	53	47	100	7-35	2.5-18	2	5	1	1
2022	14	82	63	145	12-23	1-7	2	8	3	2
Total	39	135	113	248	19-58	3.5-25	4	13	4	3



ELIJAH GREEN

RUNNING BACK
5-11 • 210 • JUNIOR
ROSWELL, GA. • BLESSED TRINITY



21

2022 - Sophomore Season

Appeared in 14 games at running back and on special teams • Started each of the final five games of the season • Led the Tar Heels with eight rushing touchdowns • Ranked second on the team with 558 yards rushing • Averaged 39.86 yards per game, second-most on the team • Had eight carries and 69 rushing yards against FAMU • Had a career-long 46 yard rush against the Rattlers • Scored a pair of rushing touchdowns and had 24 yards on three carries at Duke • Ran the ball eight times for 18 yards and a touchdown and had three catches for 14 yards against Pitt • Made first career start and responded with a career-high 91 yards on 22 carries and scored both a rushing and receiving TD at Virginia • Ran the ball a 18 times for 66 yards and one touchdown at Wake Forest • Ran for a career-high 92 yards,



including a career-long rush of 80 yards, along with two touchdowns against Georgia Tech • Had a career high 24 carries vs. NC State and scored a touchdown in his sixth straight game • Had 21 carries for 65 yards and three receptions for 18 yards versus Clemson • Toted the ball 17 times for 50 yards against Oregon.

2021- Redshirt Freshman Season

Appeared in five games at running back and on special teams • Had 11 carries for 39 yards • Carried the ball three times for nine yards against Georgia State • Rushed for 21 yards on five carries against Duke • Had three carries for nine yards against Wofford.

2020- True Freshman Season

Appeared in three games at running back and on special teams • Had 10 carries for 55 yards • Carried the ball three times for 10 yards in the season opener against Syracuse • Rushed for 43 yards on six attempts versus Western Carolina • Had a single rush for two yards at No. 9 Miami.

Blessed Trinity High School

A three-star prospect tabbed as the state's No. 65 player and the nation's 46th-ranked running back according to ESPN • Listed as the No. 102 player in Georgia and the nation's 61st-ranked running back • Ranked as the No. 91 player in the state according to Rivals • Rushed for 3,165 yards and 30 TDs in 32 games over his final three prep seasons • Helped Blessed Trinity to a 14-1 record and a state championship as a senior • Named first-team all-state • Posted 1,442 rushing yards and 19 TDs in 10 games • Was part of a Blessed Trinity squad that went 15-0 and won the 4A state title as a junior • Posted 406 rushing yards and a TD after battling injury to play in seven games • Led the team in rushing as the Titans went 14-1 and claimed the 4A state championship as sophomore • Tallied 1,317 yards rushing and 10 TDs • Coached by Tim McFarlin.

Personal

Son of Victor and Esther Green • Father, Victor, played 11 seasons in the NFL and is a member of the New York Jets "All-Time Four Decade Team" • Birthday is Sept. 9.

ELIJAH GREEN - CAREER STATISTICS							
Year	GP	ATT	YDS	TD	Long	AVG/A	AVG/G
2020	3	10	55	0	15	5.5	18.3
2021	5	11	39	0	9	3.5	7.8
2022	14	131	558	8	80	4.3	39.9
Total	22	152	652	8	80	4.3	29.6



TREVYON GREEN

OFFENSIVE LINE
6-7.5 • 340 • REDSHIRT FRESHMAN
PRINCE GEORGE, VA. • LIFE CHRISTIAN ACADEMY

78

2022 - True Freshman Season

Appeared in the Virginia Tech game for six snaps at right tackle • Redshirted.

Life Christian Academy

An early enrollee who is a three-star prospect listed as the nation's No. 57 offensive tackle and the No. 19 player in Virginia in the 247Sports Composite • Ranked as the No. 56 offensive tackle in the nation and the No. 17 player in the state by Rivals • Tabbed as the nation's No. 30 offensive guard and the No. 20 player in the state according to ESPN • Listed as the nation's No. 46 offensive tackle and the No. 16 player in the state by On3 • A first-team all-state and two-time all-metro performer • Claimed first-team all-metro honors as a senior • Was a second-team all-metro performer as a junior • Tabbed first-team all-state as a sophomore • Served as a team captain • Coached by Charles Scott.

Personal

Son of Tennille Green and Timothy Pegram • A member of the National Honor Society and the A/B Honor Roll • Was born in Landstuhl, Germany • Birthday is July 2.

ANDRE GREENE JR.

WIDE RECEIVER
6-2 • 200 • REDSHIRT FRESHMAN
RICHMOND, VA. • ST. CHRISTOPHER'S SCHOOL

1

2022 - True Freshman Season

Appeared in five games at wide receiver • Made collegiate debut in the season opener against FAMU and appeared in games against Appalachian State, Georgia State, Virginia Tech and Oregon • Did not record any stats prior to the bowl game • Made his first career start in the bowl game against Oregon, with three receptions for 26 yards and a touchdown • Redshirted.

St. Christopher's School


A four-star prospect listed as the nation's 61st-best player, the No. 8 wide receiver and the No. 3 player in Virginia in the 247Sports Composite • Ranked as the nation's 36th-best player, the No. 4 wide receiver and the No. 3 player in the state according to Rivals • Tabbed as the nation's 100th-best player, the No. 11 wide receiver and the No. 5 player in the state according to ESPN • A member of the ESPN 300 • Listed as the nation's 88th-best player, the No. 11 wide receiver and the No. 3 player in the state by On3 • Invited to the Under Armour All-American game, the All-American Bowl and the Polynesian Bowl • Was a team captain • Tallied 85 catches for 1,456 yards and at least 17 TDs during his prep career • Led his team to its first undefeated regular season, catching 42 passes for 833 yards and 15 TDs as a senior • Also made three INTs, returning one for a TD, on defense • Earned All-Prep League Player of the Year honors • Posted 12 receptions for 234 yards and two TDs in an abbreviated three-game season as a junior • Racked up 31 catches for 600 yards as a sophomore • Helped St. Christopher's to a 10-2 record and the state finals • Also played basketball for four years and ran track as a freshman • Coached by Lance Clelland.

Personal


Son of Alexis Brown and Andre Greene Sr. • Birthday is Oct. 5.

ANDRE GREENE JR. - CAREER STATISTICS

Year	GP	REC	YDS	TD	Long	REC/G	AVG/C	AVG/G
2022	5	3	26	1	13	0.6	8.7	5.2
Totals	5	3	26	1	13	0.6	8.7	5.2



MICHAEL HALL
WIDE RECEIVER
6-0 • 180 • REDSHIRT FRESHMAN
EDEN, N.C. • MOREHEAD



27

2022 - True Freshman Season

A valuable squad member providing depth at wide receiver • Redshirted.

Morehead High School

A four-year member of the football program who played wide receiver, quarterback, defensive back and punter • Named a team captain • Earned all-conference honors • Also competed in basketball, baseball and golf • A four-year honor roll student • A member of the National Honor Society and the National Technical Honor Society • Coached by Maurice Torain.

Personal

Son of Mel and Neville Hall • Father, Neville, played football at Carolina • Birthday is Aug. 16.



OMARION HAMPTON
RUNNING BACK
6-0 • 220 • SOPHOMORE
CLAYTON, N.C. • CLEVELAND



28

2022 - True Freshman Season

Appeared in 13 games and made four starts at running back • Posted 401 rushing yards and six TDs on 88 carries, while catching six passes for 40 yards and a TD • Produced 101 rushing yards on 14 carries and scored two TDs in collegiate debut against FAMU • Became the first UNC true freshman with 100 rushing yards in first career game since Carolina legend Charlie "Choo Choo" Justice had 102 yards against Virginia Tech in 1946 • Had eight carries for 17 yards at App State • Named ACC Rookie of the Week after rushing for 110 yards and scored game-tying and go-ahead TD at Georgia State • Recorded his first career receiving TD and rushed for 28 yards on 10 carries against Notre Dame • Had eight carries for 37 yards against Virginia Tech • Ran 15 times for 36 yards and a touchdown at Miami • Had three carries for 16 yards and one reception for 10 yards at Duke • Ran the ball four times for 13 yards and had one catch for 15 yards against Pitt • Ran the ball five times for 35 yards against Georgia Tech.

Cleveland High School

A four-star prospect listed as the nation's 148th-best player, the No. 12 running back and the No. 3 player in North Carolina in the 247Sports Composite • Ranked as the nation's 106th-best player, the No. 8 running back and


the No. 3 player in the state according to Rivals • Tabbed as the nation's 180th-best player, the No. 15 running back and the No. 3 player in the state according to ESPN • A member of the ESPN 300 • Listed as the nation's 162nd-best player, the No. 11 running back and the No. 3 player in the state by On3 • Named North Carolina Gatorade Player of the Year • Tabbed The Charlotte Observer's Mr. Football for North Carolina • Tabbed the Arnold R. Solomon Award winner as the North Carolina Player of the Year • A two-time MaxPreps Player of the Year • A two-time all-state selection • A two-time all-conference player of the year • A two-time academic all-conference honoree • A team captain • Rushed for 5,370 yards and 88 TDs during his prep career • Averaged 10.4 yards per carry and 127.8 yards per game • Also caught 28 passes for 503 yards and eight TDs • Posted 1,948 yards and 39 TDs on 161 carries (12.1 ypc) as a senior • Notched 685 yards and 13 TDs in five games as a junior • Tallied 2,402 yards and 35 TDs on 250 carries (9.6 ypc) as a sophomore • Added 335 rushing yards and 11 TDs as a freshman • Also competed in basketball and track and field • Coached by Scott Riley.

Personal

Son of Leslie Hampton and Cory Chappell • Brother, Jamal, played CB at Chowan University and is now a musician • Cousin, Giorgio Lowrance, played wide receiver at North Carolina A&T • Birthday is March 16.

OMARION HAMPTON - CAREER STATISTICS

Year	ATT	YDS	TD	Long	AVG/A	AVG/G
2022	88	401	6	58	4.6	30.8
Total	88	401	6	58	4.6	30.8



MALAKI HAMRICK
JACK
6-2.5 • 220 • SOPHOMORE
SHELBY, N.C. • SHELBY



24

2022 - True Freshman Season

Appeared in 13 games at Jack and on special teams • Posted nine tackles and a pressure • Had a single tackle at App State • Notched five tackles and a hurry against Virginia Tech • Posted a pair of tackles against Pitt • Added a tackle vs. NC State.

Shelby High School


An early enrollee who is a four-star prospect listed as the nation's 163rd-best player, the No. 13 linebacker and the No. 4 player in North Carolina in the 247Sports Composite • Ranked as the nation's 161st best player, the No. 12 outside linebacker and the No. 5 player in the state by Rivals • Tabbed as the nation's 237th-best player, the No. 23 outside linebacker and the No. 6 player in the state according to ESPN • A member of the ESPN 300 • Listed as the nation's 172nd-best player, the No. 14 linebacker and the No. 4 player in the state by On3 • Named MaxPreps North Carolina Player of the Year • A two-time all-state selection • A three-time state champion and two-time championship game MVP • A team captain • Posted 397 tackles, 51.5 sacks and 110 TFL over his four-year prep career • Set the all-time sack record at Shelby • Tallied 132 tackles, 19.5 sacks, 39 TFL and two forced fumbles as a senior • Earned defensive MVP honors in the state championship game • Notched 73 tackles, five sacks, 15 TFL and three PBU in eight games as a junior • Notched 129 tackles, 19 sacks, 39 TFL, an INT, a fumble recovery and two blocked kicks as a sophomore • Claimed first-team sophomore All-America honors • Notched 12 tackles, 1.5 sacks and four TFL to earn defensive MVP honors in the state title game • Added 63 tackles, eight sacks, 17 TFL and forced fumble as a freshman • Also played basketball and participated in track and field • Coached by Mike Wilbanks.

Personal

Son of Latoya Williams and Montral Hamrick • Birthday is April 29.

MALAKI HAMRICK - CAREER STATISTICS

Year	UA	A	Total	TFL	SACKS	QBH	INT	PBU	FF	FR
2022	5	4	9	0-0	0-0	0	0	0	0	0
Total	5	4	9	0-0	0-0	0	0	0	0	0



WILL HARDY

DEFENSIVE BACK

6-2 • 210 • SOPHOMORE

LAWRENCEVILLE, GA. • GREATER ATLANTA CHRISTIAN



31

2022 - True Freshman Season

Appeared in all 14 games, starting the last two games, at defensive back and on special teams • Posted 38 tackles, an INT, a forced fumble and a fumble recovery • Had six tackles, forced a fumble and recovered a fumble against Notre Dame • Tallied five stops against Virginia Tech • Sealed the victory at Duke with an interception with six seconds remaining in the fourth quarter • Also had two tackles against the Blue Devils • Added a tackle at Virginia • Posted one tackle at Wake Forest and had a 31-yard kickoff return • Notched a tackle against Georgia Tech • Tallied three tackles vs. NC State • Made his first career start in the ACC Championship game against Clemson and recorded a career-high 13 tackles • Had five stops in the Holiday Bowl against Oregon.

Greater Atlanta Christian


A three-star prospect listed as the nation's No. 37 athlete and the No. 5 player in Georgia in the 247Sports Composite • Ranked as the nation's No. 46 safety and the No. 55 player in the state by Rivals • Tabbed as the nation's No. 59 safety and the No. 94 player in the state according to ESPN • Listed as the nation's No. 66 linebacker and the No. 62 player in the state by On3 • Posted 174 tackles, 14 TFL, 10 INTs, two forced fumbles, two fumble recoveries and three blocked kicks over his final two prep seasons • Also caught 77 passes for 1,095 yards and 15 TDs • A two-time all-state selection • A team captain • Named Atlanta Touchdown Club, Atlanta Journal Constitution and Recruit Georgia All State at DB as a senior • Tabbed the Recruit Georgia AAA Player of the Year • Collected 133 tackles, 14 TFL, eight INTs, two forced fumbles, a fumble recovery and three blocked kicks • His eight INTs led the state of Georgia • Caught 40 passes for 707 yards and seven TDs • Also scored TDs via rush, fumble return and INT return for 10 total TDs • Earned Georgia Public Broadcasting all-state honors • Tabbed the 5-AAA Defensive Player of the Year and first-team all-region • Posted 41 tackles, two INTs and a fumble recovery as a junior • Added 37 receptions for 388 yards and eight TDs • Earned all-state and all-region honors at wide receiver • Coached by his father Tim Hardy.

Personal

Son of Lindsey and Tim Hardy • Father, Tim, was an All-American QB at Wheaton College • Brother, Jackson, plays QB at Richmond • Grandfather, Tom Jr., was an All-American offensive lineman at Georgia • Great grandfather, Tom Sr., was an All-American at Georgia and an All-Pro with the Green Bay Packers • Great-great grandfather, Reid, played at Mercer • A three-year member of the GAC team leadership council • A member of the National Honor Society and Beta Club • Birthday is March 1.

WILL HARDY - CAREER STATISTICS

Year	UA	A	Total	TFL	SACKS	QBH	INT	PBU	FF	FR
2022	23	15	38	0-0	0-0	1	1	1	1	0
Total	23	15	38	0-0	0-0	1	1	1	1	0



JAKE HARKLEROAD

LINEBACKER

5-10 • 215 • GRADUATE

CHARLOTTE, N.C. • MYERS PARK



45

2022 - Junior Season

Appeared in all 14 games at linebacker and on special teams • Posted nine tackles on the season • Had three tackles against both Virginia Tech and Miami in back-to-back games • Tallied single-tackle games against Virginia, Wake Forest and NC State.

2021 - Sophomore Season

Appeared in three games against Georgia State, Florida State and South Carolina at the Duke's Mayo Bowl.

2020 - Redshirt Freshman Season

A valuable squad member that provided depth at linebacker • Made collegiate debut against Western Carolina and recorded two tackles • Redshirted in 2019.

Myers Park High School

Played three years of varsity football at Myers Park as a linebacker • A two-time Southwestern 4A all-conference performer • Posted 260 tackles, six sacks and 24 TFL over his final two seasons, while leading the team in tackles both years • Claimed All-Mecklenburg county and All-Observer teams as a senior • Led the team to a school-record 13 wins and a berth in the state semifinals • Tallied 154 tackles, three sacks and 14 TFL • Added 106 stops, three sacks and 10 TFL as a junior • A four-year letterman in wrestling • A three-time Southwestern 4A all-conference selection and three-time conference champion • Was a two-time state qualifier • Was the 2018 Greater Charlotte Football Awards Scholar Athlete of the Year • Honored with the 2018 David Shannon Award for outstanding performance in football and academics • Coached by Scott Chadwick.

Personal

Son of Nikki and Pat Harkleroad • His dad, Pat, played football at Virginia and his grandfather played football at Tennessee • Birthday is Oct. 18.

JAKE HARKLEROAD - CAREER STATISTICS

Year	UA	A	Total	TFL	SACKS	INT	PBU	FF	FR
2020	2	0	2	0-0	0-0	0	0	0	0
2021	0	0	0	0-0	0-0	0	0	0	0
2022	4	5	9	0-0	0-0	0	0	0	0
Totals	6	5	11	0-0	0-0	0	0	0	0





PLAYER PROFILES



CONNER HARRELL

QUARTERBACK
6-0.5 • 205 • REDSHIRT FRESHMAN
ALABASTER, ALA. • THOMPSON



15

2022 - True Freshman Season

A valuable squad member providing depth at quarterback • Redshirted.

Thompson High School

An early enrollee who is a three-star prospect listed as the nation's No. 42 quarterback and the No. 29 player in Alabama in the 247Sports Composite • Ranked as the nation's No. 10 dual-threat quarterback and the No. 27 player in the state by Rivals • Tabbed as the nation's No. 23 dual-threat quarterback and the No. 35 player in the state according to ESPN • Listed as the Nation's No. 30 quarterback and the No. 24 player in the state by On3 • Tabbed the Alabama Sports Writers Association 7A Back of the Year • A first-team all-state and all-county selection • A two-time state champion • A team captain • Completed 371-of-515 passes (72%) for 6,100 yards and 81 TDs with only six INTs over his final two prep seasons • Also rushed for 680 yards and nine TDs • Went 24-1 as the starting QB • Posted 2,532 yards and 39 TDs on 142-203 (70%) passing as a senior • Led Thompson to a 13-1 record and the state championship • Notched 3,568 passing yards and 42 TDs on 229-of-312 (73.4%) as a junior • Led Thompson to a 14-0 record and a state title • Named Alabama's Gatorade Player of the Year • Coached by Mark Freeman.

Personal

Son of Yolanda and Marvin Harrell • Brother, Tyler, played at Delta St. and brother, Kyle, played at UAB • Valedictorian of his high school class • A member of the National Honor Society and the Mu Alpha Theta math honor society • Birthday is Sept. 9.



KEVIN HESTER JR.

DEFENSIVE LINEMAN
6-3.5 • 315 • SENIOR
KENNESAW, GA. • NORTH COBB



98

2022 - Junior Season

Appeared in all 14 games, starting nine, on the defensive line and special teams • Posted 49 tackles and a TFL • Had three tackles against FAMU • Added three tackles at App State • Registered a career-high six tackles at Georgia State • Tallied three stops against Notre Dame • Notched three tackles at Miami • Added five tackles at Duke • Posted four tackles and a half TFL against Pitt • Registered three tackles at Virginia • Matched his career-high with six tackles at Wake Forest and against Georgia Tech • Recorded two tackles vs. NC State • Made two stops at the ACC Championship game against Clemson • Added four tackles against Oregon at the Holiday Bowl.

2021 - Sophomore Season

Appeared in 13 games as a reserve defensive lineman • Finished the season with 20 tackles, 2.5 TFL, 1.5 sacks, one forced fumble, one breakup and one hurry • Had a pair of tackles against Georgia State and at Georgia Tech • Had three stops and registered his first collegiate sack against Duke • Had a half sack, a hurry and two tackles at Pittsburgh • Made a career-high four tackles

and had a tackle for loss against Wofford • Notched a first career breakup at NC State • Had four stops against South Carolina at the Duke's Mayo Bowl.

2020 - Redshirt Freshman Season

Appeared in 10 games on the defensive line • Had 10 total tackles, one tackle for loss, one fumble recovery and one forced fumble • Had two stops and one tackle for loss against Wake Forest • Had two stops, forced a fumble and recovered a fumble against Western Carolina • Recorded two tackles at No. 9 Miami • Registered a season-high three tackles in the Orange Bowl against No. 5 Texas A&M • Redshirted in 2019 • Appeared in the Mercer game and had one tackle for loss in his collegiate debut against the Bears.

North Cobb High School

A three-star prospect, who is listed as the No. 76 strong-side defensive end in the nation by 247Sports • Earned honorable mention All-County honors as a senior, his first season playing football • Posted 37 tackles and six sacks • A two-sport athlete who is also a standout basketball player for North Cobb, where he earned honorable mention All-Metro honors as a junior • Coached by Shane Queen.

Personal

Son of Fatima and Kevin Hester Sr. • Birthday is Jan. 28.

KEVIN HESTER JR. - CAREER STATISTICS

Year	UA	A	Total	TFL	SACKS	QBH	INT	PBU	FF	FR
2019	1	0	1	1-1	0-0	0	0	0	0	0
2020	6	4	10	1-1	0-0	0	0	1	1	0
2021	6	14	20	2.5-12	1.5-11	0	1	1	0	0
2022	17	32	49	1-2	0-0	0	0	0	0	0
Total	30	50	80	5.5-16	1.5-11	0	1	2	1	0







JARVIS HICKS

OFFENSIVE LINE
6-6.75 • 295 • REDSHIRT FRESHMAN
CARTERSVILLE, GA. • WOODLAND






69



TAYON HOLLOWAY

DEFENSIVE BACK
6-0.5 • 185 • REDSHIRT FRESHMAN
VIRGINIA BEACH, VA. • GREEN RUN

20

2022 - True Freshman Season

A valuable squad member providing depth on the offensive line • Redshirted.

Woodland High School

Selected to the Georgia Elite Classic Senior Team • Was a Georgia Elite Classic standout • Tallied 50 pancakes over his final two years • Claimed the highest GPA on the football team • Also competed in basketball • Completed the Spanish Pathway • Volunteered to assist with the Special Olympics • Coached by Tony Plott.

Personal

Son of Kimberlee Hicks, Jarvis Hicks and Teri Zellner • Cousin, Broderick Snoddy, played running back at Georgia Tech • Cousin, Kevin Swint, plays linebacker at Clemson • Birthday is June 13.

2022 - True Freshman Season


A valuable squad member that provided depth at defensive back • Redshirted.

Green Run High School

A four-star prospect listed as the nation's 188th-best player, the No. 24 cornerback and the No. 8 player in Virginia in the 247Sports Composite • Ranked as the nation's 208th-best player, the No. 23 cornerback and the No. 6 player in the state according to Rivals • Tabbed as the nation's 233rd-best player, the No. 29 cornerback and the No. 10 player in the state according to ESPN • A member of the ESPN 300 • Listed as the nation's 200th-best player, the No. 25 cornerback and the No. 7 player in the state by On3 • A team captain • Tallied 46 receptions for 959 yards and 17 TDs as a senior • Earned first-team All-Beach District honors at both wide receiver and defensive back • Posted over 800 all-purpose yards and 15 TDs during a five-game junior season • Named Beach District Player of the Year and first-team All-Tidewater • Named first-team all-district at both wide receiver and defensive back • Caught 69 passes for 814 yards as a sophomore • Claimed honorable mention all-state and second-team All-Beach District honors • Coached by Brandon Williams.



Personal

Son of Tonya and Donte Edwards • Birthday is Feb. 17.



CHRISTOPHER HOLLIDAY

DEFENSIVE BACK
6-4 • 220 • JUNIOR
CHAPEL HILL, N.C. • JORDAN

18

2022 - Sophomore Season

Appeared in 12 games on special teams.

2021 - Redshirt Freshman Season

Appeared in two games on special teams against Georgia State and Miami • Had a single tackle against Georgia State.

2020 - True Freshman Season


Made collegiate debut against Western Carolina and had one tackle against the Catamounts.

Jordan High School

A three-year letterman at defensive back • Two-time team captain • Led Jordan to a pair of conference championships in 2018 and 2019 • Named the team defensive MVP as a senior • Made 66 tackles and had eight interceptions as a senior • National Honor Society member • National Technical Honor Society member • Also participated in outdoor track for three years • Coached by Anthony Barbour.



Personal

Son of Angela Gantt Holiday and Corey Holliday • Birthday is February 5.



CALEB HOOD

RUNNING BACK
5-11.5 • 225 • JUNIOR
ROCKINGHAM, N.C. • RICHMOND SENIOR

4

2022 - Sophomore Season

Played in the first seven games of the season, starting four, before he suffered an upper body injury against Pitt and missed the remainder of the season • Started games at running back against Virginia Tech, Miami, Duke and Pitt • Tallied 250 yards rushing on 43 carries during the year • Rushed for 11 yards on four carries and had one catch for 12 yards against FAMU • Had a game-high 109 all-purpose yards (87 rush, 22 receiving) against App State, including a career long rush of 71 yards • Made first career start against Virginia Tech and had seven carries for 32 yards • Started again at Miami and had a career-high 13 carries for a team-high 74 yards and added five catches for 50 yards • Had 10 carries for 48 yards and five receptions for 32 yards and his first career receiving TD at Duke • Had one catch for three yards and ran the ball once for minus three yards against Pitt before getting injured.

2021 - True Freshman Season

Appeared in seven games at running back and on special teams • Finished the year with 97 rushing yards on 22 carries and one TD • Averaged 17.0 yards on two kick returns • Rushed for 14 yards on four carries against Georgia State with a long rush of 11 yards • Set new career highs with nine carries for 66 yards and scored a five-yard rushing TD against Virginia • Ran the ball eight times for 15 yards against Wofford.

CHRISTOPHER HOLLIDAY - CAREER STATISTICS

Year	UA	A	Total	TFL	SACKS	INT	PBU	FF	FR
2020	1	0	1	0-0	0-0	0	0	0	0
2021	0	1	1	0-0	0-0	0	0	0	0
2022	0	0	0	0-0	0-0	0	0	0	0
Totals	1	1	2	0-0	0-0	0	0	0	0

Richmond Senior High School

An early enrollee who is a three-star prospect listed as the nation's 49th-best athlete and the No. 36 player in North Carolina in the 247Sports Composite • Tabbed as the No. 43 player in the state according to ESPN • An SI All-America candidate prior to his senior season • A three-time all-conference selection • Totaled 6,305 passing yards and 59 TDs to go along with 1,899 rushing yards and 27 TDs over his three prep seasons • Earned first-team All-Observer honors as an athlete and league Offensive Player of the Year as a junior • Also claimed all-area honors • Led Richmond to a 13-1 record, a conference title and the third round of the playoffs • Threw for 2,175 yards and 21 TDs, while rushing for 976 yards and 16 TDs • Posted 1,956 yards passing and 21 TDs, while rushing for 594 yards and six TDs as a sophomore • Earned all-conference honors at quarterback • Helped Richmond to an 11-2 record, a conference title and the second round of the playoffs • Added 2,174 yards passing and 17 TDs and 329 rushing yards and five TDs as a freshman to earn all-conference honors • Coached by Bryan Till.

Personal

Son of Errol and Merideth Hood • Father, Errol, was recruited by Mack Brown and played for UNC from 1998-2001 • Birthday is Aug. 15.

CALEB HOOD - CAREER STATISTICS

Year	GP	ATT	YDS	TD	Long	AVG/A	AVG/G
2021	7	22	97	1	25	4.4	13.9
2022	7	43	250	0	71	5.8	35.7
Totals	14	65	347	1	71	5.3	24.8



KELLAN HOOD

RUNNING BACK

5-10.5 • 190 • REDSHIRT FRESHMAN

ROCKINGHAM, N.C. • RICHMOND SENIOR

25

2022 - True Freshman Season


A valuable squad member providing depth at wide receiver • Redshirted.

Richmond Senior High School

A four-year member of the Richmond Senior football program • Named a team captain • Passed for 1,548 yards and rushed for 1,024 yards as a senior • Also competed in basketball and track and field • Coached by Bryan Till.

Personal

Son of Meredith and Errol Hood • Father, Errol, played for Mack Brown at UNC • Mother, Meredith, was a cheerleader at Campbell • Birthday is Feb. 22.



D.J. JONES

DEFENSIVE BACK
5-10.5 • 200 • GRADUATE
FAYETTEVILLE, N.C. • PINE FOREST


26

2022 - Junior Season

Appeared in 13 games, starting one, at running back and on special teams • Finished the season with 124 yards rushing yards on 26 carries with 102 yards receiving and 12 receptions • Made first career start against FAMU and had five carries for 10 yards and two receptions for five yards. • Hauled in a 42-yard receiving TD against App State • Had 10 carries for a career-high 61 yards and a rushing TD at Georgia State • Added a career-high four receptions for 23 yards against the Panthers • Had one reception for 14 yards at Virginia. • Had four rushes for 23 yards vs. Georgia Tech • Had one catch for eight yards vs. NC State • Caught one pass for 10 yards and had two carries for nine yards against Oregon.

2021 - Sophomore Season

Appeared in nine games at running back and on special teams • Rushed for 253 yards on 60 attempts and had 12 receptions for 55 yards • Had 43 yards on six carries in season opener at Virginia Tech • Had two carries for seven yards and caught two balls for four yards at Georgia Tech • Ran the ball seven times for 30 yards against Duke • Set new career highs with 60 rushing yards on 11 carries against Florida State • Ran the ball a season-high 12 times for 27 yards against Miami • Had seven carries for 39 yards, a reception for nine yards and returned one kick for 17 yards at Notre Dame • Rushed six times for 19 yards against Wake Forest • Had seven carries for 18 yards and two receptions for 18 yards at Pittsburgh • Rushed twice for 10 yards and had one reception for eight yards against Wofford.

2020 - True Freshman Season

Appeared in eight games at running back and on special teams • Had 11 carries for 65 yards and one rushing touchdown • Carried the ball twice for seven yards in the season opener against Syracuse • Compiled 27 yards on four carries at Duke • Rushed for 31 yards on five attempts and scored a TD versus Western Carolina • Also returned one kick off for 18 yards against the Catamounts.

Pine Forest High School

An early enrollee who is a three-star prospect listed as the No. 23 player in North Carolina and the nation's 57th-ranked running back in the 247Sports Composite • Ranked as the No. 39 player in the state according to Rivals • Tabbed as the state's No. 16 player and the nation's 43rd-ranked running back according to ESPN • Tallied 2,348 rushing yards and 27 TDs during his three prep seasons • Added 53 receptions for 972 yards and 11 TDs • Tabbed second-team all-conference as a senior • Carried the ball 144 times for 900 yards and 11 TDs • Also caught 21 passes for 419 yards and three TDs • Earned second-team all-conference honors as a junior • Led Pine Forest to a 10-3 record, a conference championship, and a berth in the third round of the 4A state playoffs • Rushed for 1,198 yards and 15 TDs • Also caught 18 passes for 307 yards and five TDs • Added 250 rushing yards and a TD, while catching 14 passes for 246 yards and three TDs as a sophomore • Coached by William Sochovka.

Personal

Son of Jody and Veronica Jones • Birthday is June 26.

D.J. JONES - CAREER STATISTICS

Year	GP	ATT	YDS	TD	Long	AVG/A	AVG/G
2020	8	11	65	1	12	5.9	8.1
2021	9	60	253	0	29	4.2	28.1
2022	13	26	124	1	21	4.8	9.5
Totals	30	97	442	2	29	4.6	14.7






J.J. JONES
WIDE RECEIVER
 6-2 • 210 • JUNIOR
 MYRTLE BEACH, S.C. • MYRTLE BEACH




5



GARRETT JORDAN
DEEP SNAPPER
 6-0 • 225 • REDSHIRT FRESHMAN
 WAXHAW, N.C. • MARVIN RIDGE

43

2022 - Sophomore Season

Appeared in 14 games and made 12 starts at wide receiver • Finished the year with 24 receptions for 434 receiving yards • Ranked second on the team with 18.08 yards per catch • Made first career start in the season opener against FAMU and contributed three receptions for 31 yards • Had four catches for 69 yards and a first career touchdown at App State • Recorded 71 yards on two receptions against Notre Dame • Set a new career high with 80 receiving yards on two receptions, including a 74-yard TD catch, at Miami • Had two receptions for 49 yards at Duke • Had a single catch for 12 yards against Pitt • Came up with two receptions for 21 yards at Virginia • Had one catch for 25 yards at WF • Had one catch for nine yards vs. Georgia Tech • Had three catches for 31 yards vs. NC State • Had a single catch for 21 yards against Clemson • Made one catch for 11 yards in the Holiday Bowl against Oregon.

2021 - True Freshman Season

Appeared in eight games at wide receiver • Had four catches for 67 yards • Had one reception for six yards at Notre Dame • Hauled in three catches for 61 yards against Wofford.

Myrtle Beach High School

An early enrollee who is a three-star prospect listed as the No. 3 player in South Carolina in the 247Sports Composite • Ranked as the No. 3 player in South Carolina according to Rivals • Tabbed as the No. 3 player in the state according to ESPN • Recorded 100 receptions for 1,760 yards and 29 TDs over his three prep seasons • An SI All-America candidate prior to his senior season • Helped Myrtle Beach to a 7-3 record and a berth in the lower state title game as a senior • Earned first-team all-region honors • Posted 52 receptions for 1,017 yards and 13 TDs • A third-team all-state and an all-area selection as a junior • Talled 40 receptions for 654 yards and 14 TDs despite missing four games • Led Myrtle Beach to a 13-1 record and a berth in the state title game • Also helped Myrtle Beach's basketball team reach the state championship game • Notched eight receptions for 89 yards and two TDs in just four games as a sophomore at Socastee • Coached by Mickey Wilson

Personal

Son of James and Zandra Jones • Birthday is Aug. 5.

2022 - True Freshman Season

A valuable squad member who added depth to the special teams • Red-shirted.

Marvin Ridge High School

A three-year member of the Marvin Ridge football team • Played offensive line, defensive line and deep snapper • Was a team captain • Earned second-team all-state honors at right tackle • Named second-team all-Observer • Claimed a spot on the Marvin Ridge Wall of Fame • Selected for the Queen City Bowl • Earned an 87% grade on the offensive line • Didn't miss a snap over his last two seasons • Also participated in soccer, wrestling and volleyball • A four-year Honor Roll student • Founded the Sports Business Club • Coached by Aubrey Carter.

Personal

Son of Crystal and Mike Jordan • Father, Mike, played football at Furman • Uncle played at NC State • Mother, Crystal, has won awards in medical research for Pfizer and is now a teacher and administrator • Birthday is March 3.



JUSTIN KANYUK
OFFENSIVE LINE
 6-5.75 • 315 • REDSHIRT FRESHMAN
 BATH, PA • BETHLEHEM CATHOLIC




74

2022 - True Freshman Season

A valuable squad member who added depth to the offensive line • Red-shirted.

Bethlehem Catholic

A three-star prospect listed as the nation's No. 92 offensive tackle and the No. 23 player in Pennsylvania in the 247Sports Composite • Tabbed the nation's No. 84 offensive tackle and the No. 19 player in the state according to ESPN • Ranked as the No. 29 player in the state according to Rivals • Listed as the nation's No. 94 inside offensive lineman and the No. 25 player in the state by On3 • A Big 33 All-Star Game honoree • A two-time all-state and EPC All-Conference performer • Also earned Eastern PA first-team honors • Helped Bethlehem Catholic to a state semifinals appearance, a district championship and two other district finals appearances • Was a team captain • Earned the Dr. Michael & Richard Chaffier Award for most outstanding lineman • Also was the academic player of the year • Also played two years of basketball and three years of baseball • Coached by Kyle Haas.

Personal


Son of Lisa and Jon Kanyuk • Mother, Lisa, played basketball at Pittsburgh • Brother, Jacob, played football at Moravian University • A member of the National Honor Society • Earned High Honors all four years • Was also a Hawk Ambassador, a Key Club member, a Chess Club member and the first-place winner on National History Day • Birthday is Nov. 10.

J.J. JONES - CAREER STATISTICS							
Year	GP	ATT	YDS	TD	Long	AVG/A	AVG/G
2021	4	67	0	46	0.5	16.8	8.4
2022	24	434	2	74	1.7	18.1	31.0
Totals	28	501	2	74	1.3	17.9	22.8





PLAYER PROFILES



BEN KIERNAN

PUNTER

6-0 • 210 • GRADUATE
DUBLIN, IRELAND • WAKEFIELD (N.C.)



91

2022 – Senior Season

Starting punter in all 14 games • Third-Team All-ACC • Finished the season with a 46.8 average on 48 punts • Landed 18 punts inside the 20 and 14 punts were 50+ yards • Averaged 49.5 yards on two punts in season opener against FAMU • Punted twice at App State and averaged 46.0 yards • Named Ray Guy Award Punter of the Week after averaging a 54.2 yards on five punts against Georgia State • He notched the two longest punts of his career with boots of 64 and 70 yards against the Panthers • Averaged 48.4 yards on five punts against Notre Dame • Punted three times and averaged 40.3 yards against Virginia Tech • Had two punts against Miami average 40.5 yards • Punted twice and averaged 47.0 yards at Duke • Called upon to punt four times and averaged 46.0 yards per punt and placed three inside the 20 • Averaged a career-best 55.0 yards on three punts with a long of 64 yards at Virginia • Punted three times for a 41.7 average at Wake Forest, landing one inside the 20 • Punted five times for a 45.2 average vs. Georgia Tech, landing three inside of the 20 • Punted a season high seven times against NC State • Landed two of his three punts inside the 20 against Clemson • Averaged 44.67 yards on three punts against Oregon.

2021 – Junior Season

Starting punter in all 13 games • Finished the season with a 43.7 average on 45 punts • Landed 12 punts inside the 20 and seven punts were 50+ yards • Averaged 42.3 yards on four punts in the season opener at Virginia Tech • Punted once for 53 yards against Georgia State • Did not punt against Virginia • Punted four times for a 47.0 yard average at Georgia Tech with two landing inside the 20 • Had his busiest game to date this year with seven punts for a 43.7 average against Duke • Averaged 40.5 yards on two punts against Florida State • Punted five times for a 48.0 yard average that included a season-long 56 yarder against Miami • Had two punts for an average of 47.0 yards at Notre Dame • Punted four times and averaged 38.5 yards against Wake Forest • Averaged 43.0 yards on six punts at Pittsburgh • Punted once for 46 yards against Wofford • Had two punts blocked at NC State and averaged 36.0 yards on four punts • Punted five times and averaged 46.6 yards against South Carolina at the Duke's Mayo Bowl • Equaled his season-long punt with a 56-yard effort against the Gamecocks • Had one tackle on special teams.

2020 – Sophomore Season

Starting punter for all 12 games, playing in 10 • His services were not needed at Virginia and at No. 9 Miami • All-ACC Academic Team selection • Averaged 43.7 yards on 34 punts • Landed 16 punts inside the 20 and eight went for 50+ yards • Named a Ray Guy Award Top 4 Player after his best game at Carolina came against No. 2 Notre Dame by averaging 50.6 yards on seven punts with five landing inside the 20 and three punts of 50+ yards • Enjoyed a strong start to 2020 with a 45.5 average with a pair of 50+ yard punts against Syracuse • Averaged 45 yards on three punts against Virginia Tech • Hit two punts for a 42.5 yard average at Duke • His four punts in the Orange Bowl against No. 5 Texas A&M averaged 43.8 yards.

2019 – True Freshman Season

Starting punter for all 13 games • Averaged 41.3 yards on 60 punts • Landed 13 punts inside the 20 and eight went for 50+ yards • Averaged 41.6 yards on five punts with a long of 48 yards in his collegiate debut against South Carolina • Punted 10 times for an average of 46.0 yards with two inside the 20 at Wake Forest • Hit a 57-yarder and had two others of 56 yards against the Demon Deacons • Averaged 42.8 yards on four punts against App State, including a 58-yarder • Hit a season-long 63 yard punt as part of a 45.0 average over seven punts against Clemson • Averaged 44.3 yards on three punts at Pitt.

Wakefield High School


Listed as the No. 11 punter nationally by 247Sports.com • Ranked the No. 12 punter nationally by kicking guru Chris Sailer • Ranked the No. 33 kicker nationally by ESPN • Considered a two-star prospect by 247Sports • Won Sailer's 2018 Vegas Punt Champion competition, earning an invite to the elite Top 12 Camp • Handled all special teams kicking duties for Wakefield • Averaged 45.8 yards per punt as a senior and placed 23 of his 39 punts inside the 20 • Posted a 44.2 yards per punt and 67 yards per kickoff average as a junior • Coached by Brandon Kelley.

Personal

Son of Cora and Mike Kiernan • Born in Dublin, Ireland, and lived their 15 years before moving to North Carolina • Birthday is Jan. 21.

BEN KIERNAN - CAREER STATISTICS

Year	ATT	YDS	Long	AVG	TB	FC	I20	50+	BLK
2019	60	2479	63	41.3	4	23	13	8	0
2020	34	1485	62	43.7	0	10	16	8	0
2021	45	1966	56	43.7	2	17	12	7	0
2022	48	2245	70	46.8	2	11	18	14	0
Total	187	8175	70	43.7	8	61	59	37	0



CARTER KULKA

OFFENSIVE LINEMAN

6-3 • 270 • SOPHOMORE
ATLANTA, GA. • WOODWARD ACADEMY



60

2022 – Redshirt Freshman Season

A valuable squad member who added depth at offensive line.

2021 – True Freshman Season


A valuable squad member who added depth at offensive line • Redshirted.

Woodward Academy

A four-year member of the football program • Team captain during senior season • Named all-region honorable mention as a senior • Helped guide team to a 13-1 record and a region championship as a junior • Also won a regional title as a freshman • Coached by John Hunt.

Personal

Son of Sean and Kim Kulka • Birthday is March 14.



DREW LITTLE

DEEP SNAPPER

5-11.5 • 240 • GRADUATE
RICHFIELD, N.C. • NORTH STANLY



61

2021 – Junior Season

Appeared in all 13 games at handled all snapping duties • Had single-tackle games against Duke and Wake Forest.

2020 – Sophomore Season

Appeared in 10 games at deep snapper • Had a tackle at Duke.



2019 – True Freshman Season

Appeared in all 13 games at deep snapper • Had single-tackle games against Georgia Tech and Virginia Tech.


North Stanly High School

Listed as the No. 7 deep snapper nationally by 247Sports • Ranked the No. 12 deep snapper nationally by ESPN • Represented North Carolina at the 2018 Shrine Bowl of the Carolinas • Posted 270 tackles, seven sacks and seven INTs over his four seasons as a linebacker • Led North Stanly to an 11-3 record and the third round of the 1AA playoffs as a senior • Tallied 127 tackles, four sacks, a TFL and two INTs • Helped North Stanly to a 10-2 record and the second round of the state playoffs as a junior • Recorded 86 tackles, three sacks and four INTs • Added 55 tackles and an INT as a sophomore • Coached by Scott Crisco.

Personal



Son of Rebecca and Chad Little • Birthday is Feb. 26.

1988-92 • Father, Deems, played football at UNC from 1987-91 and went on to an NFL career with the Chargers and Seahawks • Birthday is Feb. 9.



DRAKE MAYE


QUARTERBACK
6-4 • 230 • SOPHOMORE
HUNTERVILLE, N.C. • MYERS PARK

10



2022 - Redshirt Freshman Season

Started all 14 games at quarterback • Named Shaun Alexander and FWAA Freshman of the Year • FWAA Freshman All-American • Manning Award Finalist • Selected ACC Player of the Year, ACC Offensive Player of the Year, ACC Rookie of the Year and ACC Offensive Rookie of the Year • Only the second player in ACC history to sweep all four awards joining Jameis Winston in 2013 • First-team All-ACC • A two-time Maxwell Award Player of the Week (App, Pitt) • Walter Camp Offensive Player of the Week (WF) • A four-time Manning Award Star of the Week • A two-time Davey O'Brien National QB of the Week (Pitt, WF) • A five-time Davey O'Brien Great 8 honoree • Named ACC Rookie of the Week five times and QB of the Week on six occasions • Completed 342-of-517 passes (66.2%) for 4,321 yards and 38 TDs, while rushing for 698 yards and seven TDs • Became just the sixth QB since 2010 to post 4,000 pass yards, 35 pass TDs, 650 rush yards and seven rush TDs in a season joining Kyler Murray (2018), DeShaun Watson (2015, '16), Marcus Mariota (2014), Johnny Manziel (2013) and Robert Griffin III (2011) • Finished second nationally in total offense per game (358.5), sixth in passing yards (308.6) and tied for fifth in passing TDs (38) • Tied for third nationally and ranked second in the Power 5 with 45 total touchdowns (38 pass, 7 rush) and 272 points accounted for • Set school single-season records for yards passing (4,321), completions (342) and attempts (517) • Tied the UNC single-season record for touchdown passes (38) • Averaged 308.6 yards passing per game and led the team with 698 yards rushing • Joined Patrick Mahomes (2016) and Johnny Manziel (2013) as the last three QBs to average over 300 pass yards per game, while leading their team in rushing • Sixth player in ACC history with more than 4,300 yards passing • Became the fifth quarterback in ACC history with over 5,000 yards of total offense for a single-season finishing with 5,019 yards • His 157.9 passer rating is tied for fifth on UNC's single-season list, while his 66.2 completion percentage ranks sixth • Made first career start against FAMU and completed 29 passes on 37 attempts, throwing for 294 yards and five touchdowns • Added 55 rushing yards on four carries • Became the first UNC QB to throw five TDs in a starting debut and the first to throw five in a season opener • Joined Jameis Winston (FSU, 2013) as the only ACC QBs in the last 15 seasons with 75% completion percentage and 5 TDs in first career start • Accounted for five touchdowns (four pass, one rush) and was 24 of 36 for 352 passing yards and 76 rushing yards at App State • The 9 TD passes are the most through a team's first two games by any ACC player since 2000 and the most ever by a UNC QB in the first two games of a season • Tossed a pair of TDs and was 19 of 24 for 284 passing yards at Georgia State • Was 17 of 32 for 301 passing yards and five touchdowns against Notre Dame • Accounted for all five UNC touchdowns (three pass, two rush) and was 26 of 36 for a career-high 363 passing yards against Virginia Tech • Also rushed for a team-leading 73 yards and single-handedly outgained the Hokies, 436 to 273, in total offense • Was 19 of 28 for 309 passing yards and two touchdowns and ran for 53 yards on 14 carries at Miami • Racked up 450 total yards of offense at Duke with 380 passing and 70 rushing yards • Had three passing touchdowns and completed 28 of 38 passing attempts against the Blue Devils • Accounted for 95 percent of UNC's total offense (449 of 474 yards) against Pitt • Set a season high and UNC freshman record in completions with 33, passed for 388 yards and equaled his career high for the third time in 2022 with five passing touchdowns against Pitt • Also ran for a team-high 61 yards • Was 26 of 27 for 293 yards and two touchdowns and ran for 74 yards on 16 carries and a TD at Virginia • Set season highs in attempts (49) and passing yards (448)



GIBSON MACRAE

LINEBACKER
5-11 • 220 • SOPHOMORE
PINEHURST, N.C. • PINECREST

53

2022 - Redshirt Freshman Season


Appeared in all 14 games at linebacker and on special teams • Redshirted in 2021.

Pinecrest High School

Three-year starter on defense • Team captain • Selected first team all-state and the conference defensive player of the year • Career totals of 165 tackles, 13 TFL and two safeties • Registered a career high 95 stops as a senior and came up with 70 tackles and nine TFL as a junior • Coached by Chris Metzger.



Personal

Son of Sean and Andrea Macrae • Birthday is Jan. 19.



DEEMS MAY

TIGHT END
6-1.75 • 230 • REDSHIRT FRESHMAN
CHARLOTTE, N.C. • MYERS PARK

82

2022 - True Freshman Season

A valuable squad member that provided depth on the defensive line • Redshirted.

Myers Park High School

A four-year member of the Myers Park football program • A two-time team captain • Helped Myers Park to back-to-back conference championships in 2020 and '21 • Earned all-conference honors • Named to the '21 Queen Senior Bowl • Tallied 90 tackles, 19 sacks and eight PBU over his final two seasons • Also played basketball for three seasons • A member of the National Honor Society • Coached by Jason McManus.

Personal

Son of Susan and Deems May • Mother, Susan, was a gymnast at UNC from



PLAYER PROFILES

while throwing three touchdowns at Wake Forest • Also ran for a team-high 71 yards and his fifth rushing touchdown against the Demon Deacons • Completed 16 of 30 for 202 passing yards at home against Georgia Tech • Scored two fourth quarter touchdowns against NC State to force overtime • Finished with 29 completions and 232 yards through the air in the home finale • Completed 26 passes on 42 attempts for 268 yards against Clemson in the ACC Championship • Was 18 for 35 for 206 yards passing and tied the UNC bowl record with three TD passes in the Holiday Bowl against Oregon.

2021 - True Freshman Season

Appeared in four games at quarterback • Made collegiate debut against Georgia State • Appeared in the Duke game • Played the second half against Wofford and was 7 of 9 for 89 yards passing and connected with Kamari Morales for his first collegiate touchdown pass • Rushed four times for 38 yards against the Terriers • Attempted one pass and rushed for 24 yards on two carries against South Carolina in the Duke's Mayo Bowl.

Myers Park High School

An early enrollee who is a four-star prospect listed as the nation's 57th-best player, the No. 6 pro-style quarterback and the No. 3 player in North Carolina in the 247Sports Composite • Tabbed as the nation's 45th-best player, the No. 8 pocket passer and the No. 4 player in the state according to ESPN • A member of the ESPN 300 • Ranked as the nation's 145th best player, the No. 8 pro-style quarterback and the No. 9 player in the state by Rivals • An Under Armour All-America Game selection • Tallied 6,713 yards and 86 TDs on 398-of-581 (68.5%) passing over his two prep seasons • An SI All-America candidate prior to his senior season • Named second-team All-American and MaxPreps North Carolina Player of the Year as a junior • Also tabbed first-team All-Observer and the Observer's Male Athlete of the Year • Led Myers Park to a 12-1 record, a league title and a berth in the third round of the state playoffs • Completed 210-of-290 passes (72%) for 3,512 yards, 50 TDs and just two INTs • Both his yards and TDs set school records • Earned all-conference honors and the Rising Star Award as a sophomore • Recorded 3,201 yards and 36 TDs • Helped Myers Park to a 13-2 record and a trip to the state semifinals • Also a three-year basketball standout who averaged 16.1 points and 11.3 rebounds per game as a junior and earned all-conference and all-district honors • Coached by Scott Chadwick.


Personal

Son of Mark and Aimee Maye • Dad, Mark, played football at UNC from 1983-88 • Brother, Luke, was a Tar Heel basketball great from 2015-19 • Brother, Cole, won an NCAA baseball title at Florida • Brother, Beau, is a member of the UNC basketball team • Mom, Aimee, attended UNC • Birthday is Aug. 30.



DRAKE MAYE - CAREER STATISTICS

Passing							Rushing				
Year	C-A-I	Pct.	Yards	TD	LP	Yds/Gm	No.	Yards	Avg.	TD	LP
2022	342-517-7	66.0	4321	38	80	308.6	184	698	49.9	7	42
2021	7-10-0	70.0	89	1	46	22.3	6	62	10.3	0	19
Totals	349-527-7	66.0	4410	39	80	245.0	190	760	42.2	7	42



COLE MAYNARD

PUNTER

6-1 • 180 • SOPHOMORE

MOORESVILLE, N.C. • HOUGH



92

2022 – Redshirt Freshman Season

Appeared in all 14 games as the primary holder • Punted once against Virginia Tech.

2021 – True Freshman Season

Appeared in one game at punter • Punted once for 46 yards against Georgia State.

Hough High School

Spent two seasons as the punter at Hough High School for coach Matt Jenkins.

Personal

Son of Brad and Karen Maynard • Dad punted in the NFL for 15 years with the New York Giants, Chicago Bears and Cleveland Browns • Mom was an Indianapolis Colts cheerleader • Brother, Conner, is a punter at App State • Birthday is April 2.



MALIK MCGOWAN

OFFENSIVE LINEMAN

6-3.5 • 320 • JUNIOR

CHARLOTTE, N.C. • CHARLOTTE CATHOLIC



64

2022 – Sophomore Season

Appeared in 13 games as a reserve on the offensive line and on special teams.

2021 – Redshirt Freshman Season

Appeared in three games as a reserve on the offensive line • Played against Georgia State, Duke and Wofford • Played 18 snaps, including a season-high 12 against Wofford.

2020 – True Freshman Season

Appeared in four games as a reserve on the offensive line • Played against NC State, Duke, Western Carolina and at No. 9 Miami.


Catholic High School

A three-star prospect tabbed as the state's No. 27 player and the nation's 47th-ranked guard according to ESPN • Listed as the No. 42 player in North Carolina and the nation's 84th-ranked guard in the 247Sports Composite •

Ranked as the No. 31 player in the state according to Rivals • Selected to play in the 2019 Shrine Bowl of the Carolinas • The only four-year starter at Charlotte Catholic in the last 20 years • Led the Cougars to a 56-6 record, including three consecutive 3A state championships, during his four-year prep career • An NCPreps.com all-state selection as a senior • Guided Charlotte Catholic to a 12-3 record and a state title • Blocked for a run-focused offense that averaged 248.3 yards per game on the ground and produced 40 rushing TDs • Was a preseason all-state selection by NCPreps.com • A member of the All-Observer preseason team • A WSOC-TV Big 22 Player to Watch • Tabbed All-Observer second team as a junior • Helped the Cougars reel off 15 straight victories to finish 15-1 and claim the state championship • Led an offense that posted 3,753 yards rushing (234.6 ypg) and scored 46 rushing TDs • Blocked for a team that went 16-0 and won the state title as a sophomore • A key cog in an offense that tallied 4,222 yards and 58 TDs on the ground • Started as a freshman on a team that went 13-2 and reached the state semifinals • Coached by Mike Brodowicz.



Personal

Son of Andre McGowan and Dianne Stanley • Birthday is Feb. 19.



BROOKS MILLER

WIDE RECEIVER
5-10 • 180 • SOPHOMORE
DULUTH, GA. • GREATER ATLANTA CHRISTIAN



20

2022 - Redshirt Freshman Season

A valuable squad member that added depth at wide receiver.

2021 - True Freshman Season


A valuable squad member that added depth at wide receiver.

Greater Atlanta Christian

Four-year veteran player that saw time on both sides ball • Three-time 3A region champion and reached the 3A state semifinals in 2020 • Named first team all-state at wide receiver • Led 3A receivers in all-purpose yards and ranked second in receptions and receiving yards • Two-time all-region selection • Career totals of 1,418 receiving yards on 99 receptions and 17 total touchdowns (15 receiving) • Had 56 catches for 761 yards and 1,287 all-purpose yards as a senior • Had 10 receiving, two rushing and on kickoff return TD in senior campaign • Hauled in five touchdowns and had 530 yards on 36 receptions as a junior • Coach by Tim Hardy.



Personal

Son of Ken and Elizabeth Miller • Dad played football at UNC from 1983-88 and was signed by the Atlanta Falcons • Mom was a UNC gymnast from 1983-87 • Brother, Tripp, played college baseball at West Alabama and Louisburg College • Sister, Anna Cate, was an Ole Miss cheerleader • Uncle, David Kelly, and cousins Patrick and Timmy Kelly played with UNC men's lacrosse • Grandfather, Donald A. Boulton, was UNC Dean and Vice Chancellor from 1972-95 • Birthday is Dec. 1.



ED MONTILUS

OFFENSIVE LINEMAN
6-3.25 • 315 • GRADUATE STUDENT
APOPKA, FLA. • APOPKA



63

2022 - Senior Season

Started all 14 games at left guard on the offensive line • Played 1,054 snaps • Blocked for an offense that averaged 309.3 yards passing per game (11th NCAA/2nd ACC), 462.8 total yards per game (19th NCAA/2nd ACC) and 34.4 points per game (26th NCAA/3rd ACC).

2021 - Junior Season

Appeared in all 13 games and started the Virginia game on the offensive line • Blocked for an offense that averaged 35.2 points per game (19th NCAA/3rd ACC), 468.2 total yards per game (10th NCAA/4th ACC), including 255.7 passing yards per game (42nd NCAA/6th ACC) and 212.5 rushing yards per game (18th NCAA/2nd ACC) • Played 388 snaps, including a season-high 59 at NC State • Graded out at 86 percent against Virginia and 83 percent against Duke.

2020 - Sophomore Season

Appeared in nine games and made six starts on the offensive line • Blocked for an offense that averaged 41.7 points per game (9th NCAA/2nd ACC), a school record 537.3 total yards per game (5th NCAA/1st ACC), including 301.4 passing yards per game (18th NCAA/2nd ACC) and 235.8 rushing yards per game (11th NCAA/2nd ACC) • Played 415 snaps, including a season-high 72 against Virginia.

2019 - Redshirt Freshman Season

Appeared in all 13 games and made eight starts at left guard • Blocked for an offense that averaged 474.0 yards per game (12th NCAA/2nd ACC), including 285.8 passing yards per game (3rd ACC) and 188.2 rushing yards per game (4th ACC) • Tallied 18 knockdowns during the season • Had four knockdowns in the season opener against South Carolina • Posted a season-high five knockdowns at Georgia Tech • Redshirted in 2018.


Apopka High School

Rated the No. 24 offensive guard in the country and the No. 89 overall player in the state of Florida by the 247 Sports Composite • Ranked No. 16 in the Orlando Sentinel Central Florida Super60 • Led Apopka High to a 10-4 record and a spot in the Florida 8A regional semifinals • Earned first-team all-state honors as a junior • Also a first-team All-Central Florida selection • High school teammate of fellow signee William Barnes • Coached by Rick Darlington.

Personal



Son of Edline and Dominique Montilus • Birthday is Sept. 15.





KAMARI MORALES

TIGHT END
6-2 • 245 • GRADUATE STUDENT
BUCK LAKE, FLA. • LINCOLN

88



2022 - Junior Season

Started all 14 games at tight end • Made 29 catches for 358 yards with four touchdown receptions • Averaged 12.34 yards per catch • Scored Carolina's first touchdown of the season and finished with two receptions for 33 yards against FAMU • Had three catches for 31 yards at App State • Added three receptions for 71 yards and a career-long 55 yard touchdown against Georgia State • Had two receptions for seven yards against Notre Dame • Made three catches for 29 yards and a TD against Virginia Tech • Had two receptions for 21 yards at Miami • Set a program record for Carolina tight ends with his 10th career receiving TD at Duke • Had two catches for 30 yards against Pitt • Came up with two catches for 23 yards at Virginia • Had two catches for 12 yards at Wake Forest. • Had two catches for 18 yards against Georgia Tech • Had two catches for 19 yards vs. NC State • Had three receptions for 54 yards against Clemson.

2021 - Sophomore Season

Appeared in 13 games and started at Pitt at tight end • Tied for second on the team with five receiving TDs and was third with 24 receptions for 220 yards • The five receiving TDs were the most by a Tar Heel tight end since 2002 (Bobby Blizzard) • Had four catches and 42 receiving yards against Georgia State • Hauled in a 3-yard TD against Virginia • Scored for a second-straight week and set new career highs with seven catches for 66 yards at Georgia Tech • Had three catches for 14 yards and a TD against Duke • Scored for a fourth-straight game with a 21-yard TD against Florida State • Had one catch for nine yards at Notre Dame • Recorded three catches for 25 yards against Wake Forest • Had one catch for 11 yards at Pittsburgh • Hauled in a four-yard TD from Drake Maye against Wofford.

2020 - Redshirt Freshman Season

Appeared in 11 games at tight end and on special teams • Had two receptions for 16 yards and one touchdown • Caught one pass for 11 yards against Western Carolina • Had a five-yard touchdown at No. 9 Miami.

2019 - True Freshman Season

Appeared in three games at tight end • Had one reception for nine yards against Mercer.

Lincoln High School


Three-star prospect who is ranked the No. 19 tight end in the country by ESPN • Also ranked the No. 40 tight end and the No. 135 player overall in Florida by the 247Sports Composite • Caught 108 passes for 1,201 yards and 14 TDs in three seasons at Lincoln High • Led Lincoln to an 8-5 record and a spot in the second round of the Class 7A state playoffs as a senior • Claimed 7A second-team all-state honors • Named second-team All-Big Bend by the Tallahassee Democrat • Tallied 41 receptions for 456 yards and four TDs • Earned 7A first-team all-state honors as a junior • Claimed second-team All-Big Bend honors • Posted 57 receptions for 603 yards and nine TDs • Added 10 receptions for 142 yards and a TD as a sophomore • Coached by Quinn Gray.

Personal

Son of Jacquelyn and Alan Morales • Birthday is Feb. 9.



KAMARI MORALES - CAREER STATISTICS

Year	Rec.	Yards	Avg.	TD	LP
2019	1	9	9.0	0	9
2020	2	16	8.0	1	11
2021	24	220	9.2	5	21
2022	14	358	12.3	4	55
Totals	56	603	10.8	10	55



CJ MURPHY

LINEBACKER
6-1.5 • 220 • REDSHIRT FRESHMAN
BRYN MAWR, PA. • RADNOR

47

2022 - True Freshman Season

A valuable squad member that provided depth at linebacker • Redshirted.

Radnor High School

Was an All-Delco, all-central league and all-mainline performer at Radnor • Named team captain • Tallied nearly 80 tackles as a senior • Also played lacrosse and basketball • Helped Radnor to the state championship in lacrosse • Coached by Tom Ryan.

Personal

Son of Lisa and Mike Murphy • Father, Tom, is the head lacrosse coach at Penn and played collegiately at Duke • Mom, Lisa, played lacrosse and field hockey at Virginia • Grandfather played football at Holy Cross • Brother plays lacrosse at Dickinson College • Birthday is April 16.



MYLES MURPHY

DEFENSIVE LINEMAN
6-4.5 • 310 • SENIOR
GREENSBORO, N.C. • DUDLEY




8

2022 - Junior Season

Appeared in all 14 games, starting 12, on the defensive line • Posted 29 tackles, a sack, 1.5 TFL, a PBU, three pressures and blocked field goal • Had four tackles at App State • Blocked a FG attempt, had five tackles and a half TFL at Georgia State • Made two stops against Virginia Tech • Recorded a single tackle at Miami • Had a solo tackle and a breakup at Duke • Came up with two tackles against Pitt • Tallied four tackles at Wake Forest • Notched three tackles against Georgia Tech • Recorded a TFL vs. NC State • Made three tackles against Clemson in the ACC Championship • Recorded a single tackle in the Holiday Bowl against Oregon.

2021 - Sophomore Season

Started all 13 games on the defensive line • Second team All-ACC • Ranked second on the team with eight tackles for loss and four sacks • Had 38 total tackles, three breakups and one hurry • Made first collegiate start in season opener at Virginia Tech and had two tackles • Had two stops, two TFL and a sack against Georgia State • Registered three tackles and a TFL against Virginia • Notched a sack and four tackles at Georgia Tech • Had a career-high five tackles, 2.5 tackles for loss and a sack against Duke • Recorded a pair of tackles for loss, one sack and five tackles against Miami • Had two tackles and a pair of breakups against Wake Forest • Had a hurry at Pitt • Equaled his career high with five stops against Wofford • Made four tackles and had a hurry at NC State • Recorded a career-high six tackles and a half TFL in the Duke's Mayo Bowl against South Carolina.

2020 – True Freshman Season

Appeared in all 12 games on the defensive line • Had eight tackles, two tackles for loss, one sack and one hurry in his true freshman season • Had a pair of tackles in back-to-back games against Wake Forest and No. 2 Notre Dame • Registered first collegiate sack against the Demon Deacons • Had single-tackle games against Syracuse, NC State, Duke and Western Carolina.

Dudley High School

A four-star prospect listed as the No. 3 player in North Carolina, the nation's seventh-ranked strongside defensive end, and the nation's 121st-ranked player overall in the 247Sports Composite • Ranked the No. 11 player in the state and the nation's 16th-ranked strongside defensive end according to Rivals • Tabbed as the state's No. 3 player, the nation's eighth-ranked defensive end, and the nation's 69th-ranked player overall according to ESPN • A member of the ESPN300 • Invited to play in the Under Armour All-America game • Posted 123 tackles, 19.5 sacks and 39 TFL over his final two prep seasons • Transferred to Dudley from Southwest Guilford for his senior season • Helped Dudley to a 10-3 finish and the second round of the 3AA state playoffs • Tallied 70 tackles, 9.5 sacks, 21 TFL, 15 pressures, a forced fumble and two fumble recoveries • Was a preseason all-state selection by NCPreps.com and MaxPreps • Ranked as the No. 2 player on the Fayetteville Observer's preseason Top 50 list • Tabbed Greensboro News & Record HSXtra.com all-area defensive lineman as a junior • Also named All-Piedmont Triad 3-A all-conference • Helped Southwest Guilford to an 8-4 record and a spot in the 3-AA playoffs • Posted 53 tackles, 10 sacks and 18 TFL • Coached by Stephen Davis.

Personal

Son of Angel King • Birthday is Nov. 27.

MYLES MURPHY - CAREER STATISTICS

Year	UA	A	Total	TFL	SACKS	INT	PBU	FF	FR
2020	6	2	8	2.0-7	1.0-4	0	0	0	1
2021	19	19	38	8.0-30	4.0-25	0	3	0	0
2022	10	19	29	1.5-6	1-5	0	1	0	0
Totals	35	40	75	12.5-44	6-34	0	4	0	1

43 yards for a TD against the Mountaineers • Caught two balls for 16 yards at Georgia State • Had one reception for 23 yards against Notre Dame • Had a career-high 98 receiving yards on four catches and a TD against Virginia Tech • Made one catch for 22 yards at Miami • Had three receptions for 20 yards at Duke • Had a career high five receptions at Wake Forest • Led Carolina in receiving with 85 yards vs. Georgia Tech • Had three catches for 32 yards vs. NC State • Had three catches for 11 yards vs. Clemson • Made three catches for 37 yards and a touchdown in the Holiday Bowl against Oregon.

2021 - True Freshman Season

Appeared in 11 games and started the Wake Forest game at tight end • Finished the season with seven receptions for 154 yards and one touchdown • Had one catch for a season long reception of 47 yards and a touchdown against Georgia State • Had one reception for 28 yards against Florida State • Set season highs with three catches for 50 yards at Notre Dame • Hauled in two catches for 29 yards against South Carolina at the Duke's Mayo Bowl.

South Mecklenburg High School


A four-star prospect listed as the nation's No. 13 tight end and the No. 19 player in North Carolina in the 247Sports Composite • Ranked as the nation's 17th-best tight end and the No. 15 player in the state according to Rivals • Tabbed as the nation's No. 10 tight end and the No. 30 player in the state according to ESPN • An SI All-America candidate prior to his senior season • Tallied more than 500 yards and four TDs as a junior • Earned third-team All-Observer honors • Started playing football in the summer prior to his junior season • Also played basketball for two years as a prep • Coached by Joe Evans.

Personal

Son of Jamar and Tara Nesbit • Father, Jamar, was a three-time All-SEC performer and Hall of Famer at South Carolina from 1995-98 and went on to play 11 seasons in the NFL with the Panthers, Jaguars and Saints • Mom, Tara, played soccer at South Carolina • Birthday is Sept. 25.

BRYSON NESBIT - CAREER STATISTICS

Year	Rec.	Yards	Avg.	TD	LP
2021	7	154	22.0	1	47
2022	35	507	14.5	4	36
Totals	42	661	15.7	5	47



BRYSON NESBIT

TIGHT END

6-5 • 235 • JUNIOR


CHARLOTTE, N.C. • SOUTH MECKLENBURG



18



2022 - Sophomore Season

Appeared in all 14 games at tight end • Honorable Mention All-ACC • Ranked third on the team in receptions (35) and yards receiving (507) • Had four receptions, 53 yards and a touchdown against FAMU • Had three receptions for 47 yards and a receiving TD against App State • Also returned an on-side kick




KOBE PAYSOUR

WIDE RECEIVER
6-0.5 • 190 • SOPHOMORE
KINGS MOUNTAIN, N.C. • KINGS MOUNTAIN






8



GEORGE PETTAWAY

RUNNING BACK
5-10 • 195 • SOPHOMORE
SUFFOLK, VA. • NANSEMOND-SUFFOLK ACADEMY

23

2022 - Redshirt Freshman Season

Appeared in 12 games and made four starts at wide receiver • Tied for fourth on the team in receptions (29) and was sixth in yards receiving (324) • Scored four TDs • Made first career start and registered eight catches for 92 yards and a touchdown at App State • Had five catches for 73 yards and a touchdown at Georgia State • Had two catches for 13 yards at Duke • Recorded single-catch games against Florida A&M, Notre Dame and Virginia Tech • Scored a one-yard receiving TD against Pitt • Had a single catch for six yards against Clemson • Made seven catches for 98 yards with a touchdown against Oregon with a season-long reception of 49 yards.

2021 - Redshirt Freshman Season

A valuable squad member that added depth at wide receiver • Made collegiate debut against Georgia State.

Kings Mountain High School

A four-star prospect listed as the nation's No. 68 wide receiver and the No. 4 player in South Carolina in the 247Sports Composite • Ranked as the nation's 64th-best wide receiver and the No. 19 player in the state according to Rivals • Tabbed as the nation's No. 26 athlete and the No. 22 player in the state according to ESPN • A four-year starter at wide receiver who posted 195 receptions for 3,912 yards and 51 TDs during his prep career • A two-time first-team All-Big South 3A and All-Gaston Gazette performer • An SI All-America candidate prior to his senior season • Played his senior season in Gaffney, S.C. at Gaffney • Helped Gaffney to a 6-1 record and the second round of the playoffs • Caught 37 passes for 534 yards and five TDs in seven games • A third-team All-Observer selection as a junior • Tabbed first-team All-Gazette • Led Kings Mountain to a 12-3 record and the state semifinals • Posted 60 receptions for 1,138 yards and 16 TDs • Earned MaxPreps Sophomore All-America and USA Today All-North Carolina honors after tallying 71 receptions for 1,596 yards and 26 TDs • Helped Kings Mountain to a 12-3 record and the state semifinals • Added 27 receptions for 644 yards and four TDs as a freshman • Also a three-year starter in basketball • Coached by Greg Lloyd at Kings Mountain and Dan Jones at Gaffney.

Personal

Son of Courtney Paysour • Brother, Eli, plays basketball at Davidson County Community College • Birthday is Oct. 17.

KOBE PAYSOUR - CAREER STATISTICS					
Year	Rec.	Yards	Avg.	TD	LP
2021	1	0	0.0	0	0
2022	12	324	11.2	4	49
Totals	13	324	11.2	4	49

2022 - Freshman Season

Made an appearance in 11 games • Ran for 93 yards on 20 attempts and scored two touchdowns • Had five receptions for 21 yards.

Nansemond-Suffolk Academy


An early enrollee who is a four-star prospect listed as the nation's 107th-best player, the No. 8 running back and the No. 4 player in Virginia in the 247Sports Composite • Ranked as the nation's 88th-best player, the No. 6 running back and the No. 4 player in the state by Rivals • Tabbed as the nation's 105th-best player, the No. 8 running back and the No. 6 player in the state according to ESPN • A member of the ESPN 300 • Listed as the nation's 146th-best player, the No. 10 running back and the No. 5 player in the state by On3 • Invited to the Under Armour All-American Game • Nominated for the Virginia Gatorade Player of the Year award • A three-time VISAA Division II all-state, All-TCIS and All-757 honoree • A team captain • Posted 2,913 yards and 46 TDs on 217 carries (13.4 ypc) and caught 47 passes for 880 yards (18.7 ypr) and nine TDs over his final three prep seasons • Tallied 1,683 yards and 23 TDs on 129 carries (13 ypc) in 10 games as a senior • Also caught 30 passes for 547 yards (18.2 ypr) and six TDs • Rushed for 714 yards and 14 TDs on 49 carries (14.6 ypc), while catching six passes for 111 yards and two TDs in a four-game shortened season as a junior • Added 516 rushing yards and nine TDs on 39 carries (13.2 ypc), while catching 11 passes for 222 yards (20.2 ypr) and a TD as a sophomore • Claimed VISAA Division II second-team all-state and first-team All-TCIS honors as a freshman • Also played basketball for two seasons, earning all-conference honors • Coached by Mike Biehl.

Personal

Son of Tricina and Russ Pettaway • Is an avid chess player • Birthday is Feb. 10.

GEORGE PETTAWAY - CAREER STATISTICS							
Year	GP	ATT	YDS	TD	Long	AVG/A	AVG/G
2022	11	20	93	2	29	4.7	8.5
Totals	11	20	93	2	29	4.7	8.5



DIEGO POUNDS
OFFENSIVE LINEMAN
 6-5.5 • 330 • SOPHOMORE
 RALEIGH, N.C. • MILLBROOK

61

2021 - True Freshman Season

A valuable squad member that added depth on the offensive line.

Millbrook High School

An early enrollee who is a three-star prospect tabbed as the nation's 261st-best player, the No. 23 offensive tackle and the No. 18 player in North Carolina according to ESPN • A member of the ESPN300 • Listed as the nation's No. 42 offensive tackle and the No. 25 player in North Carolina in the 247Sports Composite • Ranked as the No. 32 player in the state according to Rivals • An SI All-America candidate prior to his senior season • Claimed All-East honors from HighSchoolOT.com as a junior • Switched to offensive line prior to his junior season and secured the starting left tackle position • Paved the way for 1,000-yard rusher that season • Earned a spot on the varsity squad late in his sophomore season as a defensive lineman • Coached by Clarence Inscore.

Personal

Son of Latosha Pounds • Birthday is Dec. 12.



JAHVAREE RITZIE
DEFENSIVE LINEMAN
 6-4 • 295 • JUNIOR
 KERNERSVILLE, N.C. • GLENN

5

2022 - Sophomore Season

Appeared in all 14 games, starting seven, on the defensive line • Posted 48 tackles, a sack, two TFL and three pressures • Had a single tackle against FAMU • Recorded two stops and a half TFL at App State • Recorded five tackles at Georgia State • Tallied three tackles against both Notre Dame and Virginia Tech • Posted six tackles at Duke • Notched five tackles, two hurries and a half TFL against Pitt. • Came up with six tackles and half a sack at Wake Forest • Recorded a career-high eight tackles vs. Georgia Tech • Added two tackles vs. NC State • Made four tackles in the ACC Championship game against Clemson • Added a tackle in the Holiday Bowl against Oregon.

2021 - True Freshman Season

Appeared in all 13 games and started the Duke's Mayo Bowl on the defensive line • Finished his first season with 25 tackles, 1.5 TFL, one sack and one hurry • Made collegiate debut in season opener at Virginia Tech and had two tackles • Had three tackles against Georgia State • Added a pair of tackles against Virginia • Had three stops and a half TFL at Georgia Tech • Came up with a hurry against Duke • Recorded a pair of stops against Florida State • Had a single tackle at Notre Dame • Notched his first collegiate sack and had one tackle against Wake Forest • Had three tackles at Pittsburgh • Recorded single-tackle games against Wofford and NC State • Made the start against South Carolina and registered a career-high six tackles.

Glenn High School

An early enrollee who is a four-star prospect listed as the nation's 143rd-best player, the No. 11 strongside defensive end and the No. 8 player in North Carolina in the 247Sports Composite • Ranked as the nation's 138th-best player, the No. 9 strongside defensive end and the No. 8 player in the state by Rivals • An All-American Bowl selection • An SI All-America candidate prior to his senior season • Earned All-Northwest and All-Central Piedmont 4-A Conference honors as a junior • Led Glenn to a 9-5 record and its first ever trip to the third round of the playoffs • Tallied 74 tackles, six sacks, 18.5 TFL, 16 hurries and seven PBU • Posted 27 tackles, seven sacks and 10 TFL as a sophomore • A two-time team MVP in track and field, who competed in short sprints, relays and throws • Has a career-best 57-foot shot put • Earned fourth place in the shot put at the indoor state meet as a junior • Also participated in basketball and cross country • Coached by Antwon Stevenson.

Personal

Son of Kindra Ritzie • Mom, Kindra, was a college heptathlete at SUNY Brockport • Brother, Jahnaul, competes in track and field at Charlotte • A National Honor Society member • A member of KCK, which helps out in the Kernersville community • Birthday is Jan. 31.

JAHVAREE RITZIE - CAREER STATISTICS									
Year	UA	A	Total	TFL	SACKS	INT	PBU	FF	FR
2021	9	16	25	1.5-6	1.0-6	0	0	0	0
2022	17	31	48	2-10	1-9	0	0	0	0
Totals	26	47	73	3.5-16	2.0-15	0	0	0	0



ZACH RICE
OFFENSIVE LINEMAN
 6-4.5 • 315 • REDSHIRT FRESHMAN
 LYNCHBURG, VA. • LIBERTY CHRISTIAN SCHOOL

55

2022 - True Freshman Season


Appeared in two games for a total of 16 snaps at right guard • Made his UNC debut against FAMU before playing against Virginia Tech.

Liberty Christian School

An early enrollee who is a five-star prospect listed as the nation's ninth-best player, the No. 1 offensive tackle and the No. 1 player in Virginia in the 247Sports Composite • Ranked as the nation's 21st-best player, the No. 3 offensive tackle and the No. 1 player in the state by Rivals • Tabbed as the nation's 13th-best player, the No. 3 offensive tackle and the No. 1 player in the state according to ESPN • A member of the ESPN 300 • Listed as the nation's 13th-best player, the No. 2 inside offensive lineman and the No. 1 player in the state by On3 • An Under Armour All-American and team captain • Also invited to the Polynesian Bowl • Named Virginia's Gatorade Player of the Year • Named MaxPreps Virginia Player of the Year • A two-time all-state selection • Claimed the Titan Trophy, which goes to the area's outstanding football player who displays character and leadership • A four-year starter, two-way player and a team captain • Led LCA to the state championship game as a senior and the state semifinals and a regional championship as a junior • Did not allow a sack over his final two seasons • Tallied 219 pancake blocks during his senior season • Also played basketball for three seasons • Coached by Frank Rocco.



Personal

Son of Mary Rice • Mother, Mary, played basketball at Liberty • Grandfather, Maynard, played football at UVA • Uncle, Barry, played at Liberty • Cousin,



CYRUS ROGERS

WIDE RECEIVER
5-11.5 • 185 • SOPHOMORE
RALEIGH, N.C. • ROLESVILLE

84

2022 - Redshirt Freshman Season

Saw his first career action against Virginia Tech • Redshirted in 2021.

Rolesville High School

Four-year wide receiver, who also competed in track and field • Named team captain • A second-team all-state selection • Also earned all-conference honors • Tallied over 100 receptions for more than 1,800 yards • Helped Rolesville reach the state championship game as a senior • Posted 45 receptions for 616 yards and four TDs • Member of the AB Honor Roll each year • Coached by Martin Samek.

Personal

Son of Lisa Rogers • Birthday is Jan. 25.



SPENCER ROLLAND

OFFENSIVE LINE
6-6 • 315 • GRADUATE STUDENT
BURNSVILLE, MINN. • APPLE VALLEY/HARVARD




75

2022 - Graduate Season

Started in 13 games which he played at right tackle • Did not play against Georgia State • Was on the field for 975 snaps • Blocked for an offense that averaged 309.3 yards passing per game (11th NCAA/2nd ACC), 462.8 total yards per game (19th NCAA/2nd ACC) and 34.4 points per game (26th NCAA/3rd ACC).

2021 - Senior Season (At Harvard)

Earned first team All-Ivy League honors • Phil Steele All-Ivy League first team • NFF Hampshire Honor Society • Played in all 10 games guiding the second-highest scoring offense in the Ivy League • Academic All-Ivy League honors • Semifinalist for 2021 William V. Campbell Trophy • Finalist for Doris Robinson Award • Phil Steele Preseason All-Ivy League first team • CoSIDA Academic All-District • CoSIDA Academic All-American.

2020 - Junior Season (At Harvard)

Phil Steele Preseason All-Ivy League third team • Did not compete due to season cancellation by the Ivy League

2019 - Sophomore Season (At Harvard)

Saw time in all 10 games for the Crimson.

2018 - True Freshman Season (At Harvard)

Did not see game action during true freshman season.


Apple Valley High School

The three-year letterwinner and starter was elected team captain as a senior • Helped lead team to the state quarterfinals in 2016 and state-semifinals in 2017 • Earned all-conference and most outstanding lineman honors in 2016 • The 2017 outstanding defensive player of the year was named to the Suburban Maroon All-District, all-star state football, Star Tribune All-Metro,

MN Vikings All-State and All-Metro teams as a senior • Mr. Football finalist • Was a three-year player, two-year letterwinner, starter and state champion on the basketball team • Academic All-Conference selection in 2016 • Scholar-Athlete of the Year and Academic All-State honors in 2017 • Two-time Eagle Excellence Award winner • Excel Award winner in 2017 • Recipient of the Scholastic Award (Basketball) in 2016-17.



Personal

Dad, Neil, played football and baseball at St. Olaf College • Brother, Tyler, was a two-sport athlete (baseball and football) at Carleton College.



KAIMON RUCKER

JACK
6-1.5 • 265 • SENIOR
HARTWELL, GA. • HART COUNTY

25

2022 - Junior Season

Appeared in 14 games, starting four, along the defensive line and at Jack • Posted 37 tackles, 3.5 sacks, seven TFL, eight pressures, a PBU and two forced fumbles • Had four tackles, two TFL, a sack and a forced fumble against FAMU • Posted a tackle, a hurry and a half sack at App State • Came up with six stops, 1.5 TFL and a half sack at Georgia State • Tallied three tackles against Notre Dame • Registered a hurry, a half TFL and one stop at Miami • Posted two tackles, a hurry and a half sack against Pitt • Made four tackles at Virginia • Added five tackles at Wake Forest • Notched five tackles vs. Georgia Tech • Added a tackle vs. NC State • Recorded a tackle in the ACC Championship game against Clemson • Registered four tackles, a sack and a TFL in the Holiday Bowl against Oregon.

2021 - Sophomore Season

Appeared in 13 games and made 10 starts on the defensive line • Tied for second on the team with four sacks and tied third with 5.5 TFL • Had 31 total tackles, three hurries and one forced fumble • Had a single tackle and a half sack in season opener at Virginia Tech • Had a pair of stops and one TFL against Georgia State • Had a monster night against Virginia with five tackles, two sacks, two TFL and a forced fumble • Registered five stops and a half TFL at Georgia Tech • Made three tackles against Duke • Had three tackles against Florida State • Had a sack and two tackles at Notre Dame • Registered one tackle and one hurry against Wake Forest • Had three tackles, a half sack and a hurry at Pittsburgh • Made a pair of tackles against Wofford • Had three tackles in the Duke's Mayo Bowl against South Carolina.

2020 - True Freshman Season

Appeared in 10 games and made one start on the defensive line • Had 21 tackles, three tackles for loss and three hurries in his true freshman season • Had five tackles in the season opener against Syracuse • Came up with three tackles, one TFL and one hurry at Duke • Registered four stops against Wake Forest • Had a season-high seven tackles and two TFL against Western Carolina • Had single-tackle games against No. 9 Miami and in the Orange Bowl against No. 5 Texas A&M.

Hart County High School

A three-star prospect listed as the No. 151 player in Georgia and the nation's 80th-ranked strongside defensive end in the 247Sports Composite • Tabbed as the state's No. 136 player according to ESPN • Posted 130 tackles, 15.5 sacks, 30 TFL and 50 pressures over his final two prep seasons • An honorable mention all-state and first-team all-region selection as a senior • Helped Hart County to a 10-3 record and the third round of the state playoffs • Recorded 49 tackles, 7.5 sacks, 11 TFL and 13 pressures despite missing multiple games due to injury • Was a preseason all-state selection by the Atlanta Journal Constitution • Earned defensive line MVP honors at the Open-

ing Regionals in Charlotte prior to his senior season • Named 8-AAA Defensive Player of the Year and earned first-team all-state honors as a junior • Tabbed second-team all-state by the Georgia Sports Writers Association • Tallied 81 tackles, eight sacks, 19 TFL, 37 pressures, three forced fumbles and a fumble recovery • Also participated in track and field, throwing the shot put • Coached by Rance Gillespie.

Personal

Son of Kendell and Kristie Rucker • Birthday is Feb. 28.

KAIMON RUCKER - CAREER STATISTICS

Year	UA	A	Total	TFL	SACKS	INT	PBU	FF	FR
2020	12	9	21	3.0-7	0.0-0	0	0	0	0
2021	18	13	31	5.5-18	4.0-16	0	0	1	0
2022	20	17	37	7-30	3.5-24	0	1	2	0
Totals	50	39	89	15.5-55	7.5-40	0	1	3	0



TRAVIS SHAW

DEFENSIVE LINE
6-5.25 • 335 • SOPHOMORE
GREENSBORO, N.C. • GRIMSLEY



4

2022 - True Freshman Season

Appeared in 13 games on the defensive line • Posted 18 tackles, a half TFL and two PBU • Made his collegiate debut in the season opener against FAMU • Tallied two tackles at Georgia State and against Notre Dame • Had a breakup against Virginia Tech • Tallied two tackles and a breakup against Pitt • Notched three tackles at Virginia • Posted three tackles against Georgia Tech • Recorded a career-high four tackles in the Holiday Bowl against Oregon.

Grimsley High School

An early enrollee who is a five-star prospect listed as the nation's fifth-best player, the No. 2 defensive lineman and the No. 1 player in North Carolina in the 247Sports Composite • Ranked as the nation's third-best player, the No. 2 defensive tackle and the No. 1 player in the state by Rivals • Tabbed as the nation's 20th-best player, the No. 3 defensive tackle and the No. 1 player in the state according to ESPN • A member of the ESPN 300 • Listed as the nation's 17th-best player, the No. 4 defensive lineman and the No. 1 player in the state by On3 • An Under Armour All-American • A four-time all-area and all-conference performer • A team captain • Tallied 260 tackles, 17 sacks, 62 TFL, seven forced fumbles, five fumble recoveries and six PBU over his 39-game prep career • Only played in four games as a senior, posting 20 tackles, five TFL and two forced fumbles • Led Grimsley to a 10-0 record and a state championship as a junior • Collected 84 tackles, five sacks and 28 TFL • Was a first-team all-state selection and the Metro 4A Defensive Player of the Year • Helped the Whirlies to a 12-2 record and the state semis as a sophomore • Posted 104 tackles, 11 sacks, 16 TFL and five forced fumbles • Added 52 tackles, a sack and 13 TFL as a freshman • Also played basketball as a prepster • Coached by Darryl Brown.

Personal

Son of Catina White and Travish Shaw • A member of the A/B Honor Roll • Birthday is July 8.

TRAVIS SHAW - CAREER STATISTICS

Year	UA	A	Total	TFL	SACKS	INT	PBU	FF	FR
2022	11	7	18	0.5-0	0-0	0	2	0	0
Totals	11	7	18	0.5-0	0-0	0	2	0	0



JADEN SELBY

DEFENSIVE BACK
6-0.5 • 190 • REDSHIRT FRESHMAN
POTOMAC, MD. • WINSTON CHURCHILL



35

2022 - True Freshman Season

A valuable squad member that provided depth at defensive back • Redshirted.


Winston Churchill High School

A four-year member of the football program • Passed for 2,200 yards and 29 TDs during his career • Named all-county offensive player of the year • An all-state and all-Met honorable mention selection • Named a team captain • Also was a standout wrestler • Was a member of the Maryland national team • A state, regional and county champion • An all-Met second-team selection • A member of the National Honor Society • Was his class Vice President • Also an honor roll student • Coached by Joe Ryzdewski.

Personal



Son of Nicole and Roland Selby • Birthday is March 6.





GRADY SHERRILL

WIDE RECEIVER
5-8.5 • 180 • REDSHIRT FRESHMAN
GREENSBORO, N.C. • PAGE

19

2022 - True Freshman Season


A valuable squad member who added depth at wide receiver • Redshirted.

Page High School

A three-year letterman on the football team • Named a team captain • Earned all-conference honors • Led the team in receiving yards as a senior • Also competed in basketball and lacrosse • Was a team captain in both sports • Helped the basketball team to the conference championship • An honorable mention all-state and all-conference performer in lacrosse • A four-year honor roll student • Is an Eagle Scout • Was the Vice President of his senior class • Coached by Doug Robertson.



Personal

Son of Kendra and Michael Sherrill • Father, Michael, won the 1985 state long jump championship at Page and played football at Hampden-Sydney College • Birthday is Nov. 16.



LANDON STEVENS

WIDE RECEIVER
6-2 • 200 • JUNIOR
DANBURY, N.C. • EAST SURRY

85

2022 - Redshirt Freshman Season

A valuable squad member who added depth to the wide-receiver unit.

2021 - Redshirt Freshman Season


A valuable squad member who added depth to the wide-receiver unit • Red-shirted the 2020 season.

East Surry High School

Recorded 94 receptions for 2,314 yards (24.6 yards per catch) and 26 TDs in his prep career • Split time between wide receiver and safety his final two seasons • Helped lead East Surry to a 15-0 record, a regional title and the 1AA state championship in 2019 • Named second-team all-state as a senior • Hauled in 60 catches for 1,443 yards and 21 TDs • Earned all-conference honors as both a junior and senior • Helped East Surry to an 11-4 record and a berth in the state title game as a junior • Had 34 receptions for 871 yards and five TDs • National Honor Society member • National Technical Honor Society member • Also participated in baseball, basketball and track & field • Coached by Trent Lowman.



Personal

Son of Vincent and Amy Stevens • Birthday is December 19.



NAARI SHORT

DEFENSIVE BACK
5-8.5 • 185 • JUNIOR
DURHAM, N.C. • HILLSIDE

38

2022 - Sophomore Season

Joined the program in the spring of 2022 • A valuable squad member providing depth in the secondary.

Hillside High School

A four-year letterman in football at wide receiver, running back, kickoff returner and punt returner • Was a team captain • Earned all-conference honors at wide receiver • Was a two-time Scholar-Athlete Award recipient • A member of the National Honor Society, the A/B Honor Roll and the Science Club • Also competed in track and field • Coached by Ray Harrison.

Personal

Son of Meredith and Shawn Walls • Brother, Shawn Walls, runs track at Saint Augustine • Cousin Lee Kpogba, plays football at West Virginia • Aunt, Precious Allison, competed in the long jump and triple jump at App St. • Cousin, Bryson Canty, plays football at Columbia • Birthday is Feb. 21.



ELI SUTTON

OFFENSIVE LINEMAN
6-6.75 • 315 • SOPHOMORE
MURFREESBORO, TENN. • BRENTWOOD ACADEMY




73

2022 - Redshirt Freshman Season

A valuable squad member that added depth on the offensive line.

2021 - True Freshman Season


A valuable squad member that added depth on the offensive line.

Brentwood Academy

A four-star prospect listed as the nation's 255th-best player, the No. 20 offensive tackle and the No. 7 player in Tennessee in the 247Sports Composite • Ranked as the nation's 182nd-best player, the No. 18 offensive tackle and the No. 4 player in the state by Rivals • Tabbed as the nation's No. 31 offensive tackle and the No. 11 player in the state according to ESPN • An SI All-America candidate prior to his senior season • A three-year all-state and all-region selection • Only allowed one sack over his four-year prep career • Helped Brentwood Academy to an 11-1 record, a division title and a berth in the state semifinals as a senior • Led Brentwood to a 12-2 record and the state title as a sophomore • A two-time state runner-up in basketball • Helped the track and field team to a state championship as a junior by finishing top 5 in both the shot put and discus • Coached by Cody White.



Personal


Son of Mark Sutton and Jan Lemanski • Dad, Mark, was a professional tennis player • A four-year member of the Dean's List • Birthday is Dec. 14.



RUSSELL TABOR



QUARTERBACK
6-2 • 215 • SOPHOMORE
CHARLOTTE, N.C. • CHARLOTTE COUNTRY DAY

  **16**



SPENCER TRIPLETT

DEEP SNAPPER
6-2 • 235 • JUNIOR
SHELBY, NC. • SHELBY

  **62**

2022 - Redshirt Freshman Season

A valuable squad member that added depth at quarterback.

2021- True Freshman Season

A valuable squad member that added depth at quarterback.

Charlotte Country Day

Three-year varsity quarterback • Guided team to the 2018 NCISAA DII state title • Won the conference championship in 2019 • All-state and first team all-conference selection • Recipient of Lavender Cup (Team MVP) and was the Charlotte Observer High School Heisman runner-up in 2020 • Career totals of 3,913 passing yards and 49 touchdowns with a 16-6 record as a starter • Threw 17 touchdowns and 1,500 yards in five games as a senior • Had 1,598 passing yards and 22 TDs as a junior • All-state lacrosse player that led team in goals and points in senior year • Team captain and a senior-year starter on the basketball team • Was a team captain and U.S. Academic All-American in lacrosse • Played for coach Drew Witman.

Personal

Son of Wellford and Ann Tabor • Brother, Alex, plays basketball at SMU • Sister, Grace, was a four-time state lacrosse champion at Charlotte Country Day • Birthday is Jan. 22.

2022 - Sophomore Season

Served as the Tar Heels' snapper on FGs and PATs in all 14 games.

2021 - Redshirt Freshman Season


A valuable squad member who added depth at deep snapper • Appeared in the Georgia State game • Redshirted the 2020.

Shelby High School

A four-year offensive lineman and long snapper • Ranked the top long snapper in North Carolina and No. 16 nationally in his class according to Rubio Long Snapping • Made 46 consecutive starts at center • Helped guide Shelby to a 14-1 record, a regional title and the 2AA state championship in 2019 • Also a member of state title winning teams in 2016 and 2018 • Earned all-state honors as a long snapper • Three-time all-conference selection at center • French National Honor Society member • Graduated Cum Laude • Four-time Scholar Athlete • Also an all-conference baseball player • Coached by Lance Ware and Mike Wilbanks.



Personal

Son of Matt and Laney Triplett • Birthday is October 1.



PAUL BILLUPS II

WIDE RECEIVER
6-1.5 • 195
CHESAPEAKE, VA. • WESTERN BRANCH


11

Western Branch High School

An early enrollee who is a three-star prospect ranked as the 91st-best wide receiver in the nation and the No. 16 player in Virginia by the 247Sports Composite • Was a three-year team captain • Tabbed 6A all-region offensive player of the year and first-team all-region as a wide receiver, defensive back and kick returner as a senior • Named the team's offensive MVP • Led Western Branch to an 11-3 record, a regional championship and the final four in the state • Caught 32 passes for 727 yards and seven TDs to go along with 356 rushing yards and eight TDs • Also tallied 71 tackles, five TFL and two INTs, one of which he returned for a TD • Added two punt return TDs • Earned second-team all-state honors as a junior at wide receiver • Tabbed second-team All-Tidewater and second-team all-region • Posted 32 receptions for 572 yards and six TDs • Also played basketball as a prepster • A member of the A/B Honor Roll • Coached by Rashad Cook.



Personal

Son of Latasha Williams • Birthday is May 4



R.J. GRIGSBY

OFFENSIVE LINE
6-3 • 315
KENNESAW, GA. • NORTH COBB


51

North Cobb High School

An early enrollee who is a three-star prospect ranked as the nation's No. 69 interior offensive lineman and the No. 89 player in Georgia by the 247Sports Composite • Helped North Cobb to a 9-3 record and its third straight regional championship as a senior • Led North Cobb to a 10-2 record and its first-ever back-to-back regional championship as a junior • Earned all-region honors • Coached by Shane Queen.



Personal

Son of Leticia and Robert Grigsby • Birthday is Feb. 27.



AMARE CAMPBELL

LINEBACKER
6-0 • 230
MANASSAS, VA. • UNITY REED

17

Unity Reed High School

An early enrollee who is a three-star prospect ranked as the nation's No. 70 outside linebacker and the 29th-best player in the state by ESPN • Named a team captain • A first-team all-state, two-time all-region and all-district linebacker • Posted 130 tackles, 12.5 sacks, 30 TFL, five TDs and two blocked punts as a senior • Named district defensive player of the year and first-team all-region • Tallied 100 tackles, 4.5 sacks and 18 TFL as a junior • Coached by Carroll Walker.

Personal

Son of Elizabeth and Marcus Campbell • Birthday is Aug. 29.



CHRISTIAN HAMILTON

WIDE RECEIVER
5-11 • 185
HARRISBURG, N.C. • HICKORY RIDGE





7

Hickory Ridge High School

An early enrollee who is a four-star prospect ranked as the nation's No. 353 player, the 50th-rated wide receiver and the No. 13 player in North Carolina by the 247Sports Composite • An All-American Bowl honoree • Tallied 133 receptions for 2,505 yards and 27 TDs over his four-year prep career • Notched 32 receptions for 552 yards and six TDs as a senior • A member of the preseason All-Observer team headed into his senior year • Caught 49 passes for 916 yards and 12 TDs as a junior • Posted 22 catches for 379 yards and three TDs in a shortened season as a sophomore • Added 30 receptions for 658 yards and six TDs as a freshman • Coached by Jupiter Wilson.



Personal

Son of Angela and Rodney Hamilton • Birthday is Oct. 24.



D.J. GETH

OFFENSIVE LINEMAN
6-3 • 305
SPARTANBURG, S.C. • DORMAN

68

Dorman High School

An early enrollee who is a three-star prospect ranked as the nation's 53rd-best guard and the No. 11 player in the state by ESPN • A Shrine Bowl starter • Earned 5A all-state and Region II-AAAAA all-region honors • Led Dorman to a 9-3 record and the second round of the state playoffs as a senior • Blocked for an offense that totaled 3,123 rushing yards and averaged 260.3 rushing yards per game • Ranked fourth in the 864Huddle Dandy Dozen heading into his senior year • Also competed in basketball and track and field • Coached by Dustin Curtis.

EARLY ENROLLEES




JAYBRON HARVEY

JACK
6-2.5 • 240
MEBANE, N.C. • SOUTHERN DURHAM




14

Southern Durham High School

An early enrollee who is four-star prospect ranked as the nation's No. 186 player in the ESPN 300, the No. 16 outside linebacker and the No. 5 player in the state by ESPN • An all-state and three-time all-conference performer • A team captain • Led Southern Durham to four conference titles • Recorded 209 tackles, 38.5 sacks, 50 TFL and 75 hurries over his final two prep seasons • Posted 80 tackles, 10 sacks, 15 TFL and 42 hurries as a senior • Tallied 129 tackles, 28.5 sacks, 35 TFL and 33 hurries as a junior • His 28.5 sacks led the nation • Also a standout basketball player • A four-year member of the A/B Honor Roll • A member of the National Honor Society • Coached by Darius Robinson.

Personal

Son of Jamien and Kyla Harvey and Samiyyah and Tarvarest Hargrave • Father, Jamien, played football at West Virginia • Mom, Samiyyah, played softball at Pitt • Birthday is Sept. 15.



NOLAN MCCONNELL

OFFENSIVE LINEMAN
6-6.5 • 320
STAFFORD, VA. • COLONIAL FORGE




72

Colonial Forge High School

An early enrollee who is a three-star prospect ranked as the nation's No. 46 tackle and the No. 14 player in Virginia according to the 247Sports Composite • A four-year veteran who played both ways as a prepster • Led Colonial Forge to the regional semifinals as a senior • Posted 21 pancake blocks on offense and 36 tackles as a nose guard on defense • Also competed in track and field, reaching the state meet in the shot put and discus twice • Coached by John Brown.

Personal

Son of Mindy and Wade McConnell • Birthday is March 22.



TAD HUDSON

QUARTERBACK
6-2.5 • 225
HUNTERSVILLE, N.C. • HOUGH




12

Hough High School

An early enrollee who is a four-star prospect ranked as the nation's No. 146 player in the ESPN 300, the 10th-best pocket passer and the No. 3 player in the state by ESPN • Was a team captain and all-conference performer • Also an all-state academic honoree • Went 33-5 in three seasons as the starting quarterback • Threw for 7,325 yards and 76 TDs during his four-year prep career, which were both school records • Posted 2,599 passing yards and 22 TDs during his senior season • Notched 2,601 passing yards and 30 TD passes as a junior • Added 1,549 passing yards and 16 TDs in nine games as a sophomore • Also played power forward on the basketball team and third base and pitcher on the baseball team • Was an all-conference baseball player • Coached by Matt Jenkins.

Personal

Son of Alicia and Kevin Hudson • Father, Kevin, played football at Wofford • Active in volunteering to help feed the hungry and working with young athletes • Birthday is Sept. 10.



MICHAEL SHORT

LINEBACKER
6-3 • 225
CHARLOTTE, N.C. • MALLARD CREEK





30

Mallard Creek High School

An early enrollee who is a three-star prospect ranked as the nation's 111th-best linebacker and the No. 33 player in North Carolina according to the 247Sports Composite • Was a team captain • Earned all-state, all-conference and conference defensive player of the year honors • Also was the team's defensive MVP • Was a Shrine Bowl selection • Posted 121 tackles, 12 sacks, 26 TFL, 10 hurries, and two INTs as a senior • Tallied 93 tackles, six sacks and 21 TFL as a junior • Also competed in baseball and the 200 meters and long jump in track and field • A member of the A/B Honor Roll and the All A Honor Roll • Coached by Kennedy Tinsley.



Personal

Son of Nicole and Courtney Short • Father, Courtney, played football at Kent St. • Sister ran track at Bowling Green • Birthday is June 24.



TYLER THOMPSON

JACK
6-5 • 220
CARY, N.C. • PANTHER CREEK


40

Panther Creek High School



An early enrollee who is a four-star prospect ranked as the nation's No. 153 player, the No. 21 edge and the No. 7 player in the state by On3 • A two-time all-state selection • A two-time conference defensive player of the year • Racked up 191 tackles, 39 sacks and 84 TFL over his three varsity seasons • Led Panther Creek to a conference title as a senior • Tallied 77 tackles, 15 sacks, 30 TFL, three forced fumbles and a fumble recovery • Posted 75 tackles, 19 sacks, 39 TFL, an INT, a forced fumble and two fumble recoveries as a junior • Notched 39 tackles, five sacks, 15 TFL and two forced fumbles as a sophomore • Also played basketball for three seasons as a prepster • Coached by Sean Crocker.

Personal

Son of Renee Providence and LeVar Thompson • Birthday is Dec. 24.



TY ADAMS
 DEFENSIVE BACK
 5-11 • 175 • FRESHMAN
 SWAINSBORO, GA. • SWAINSBORO


11

Swainsboro High School



A three-star prospect listed as the nation's 113th-ranked cornerback in the nation and the No. 116 player in the state of Georgia by On3 • A four-year letterman in football, who led Swainsboro to a state championship • Was named the Region 2-A D1 Offensive Player of the Year as a senior • Rushed for 933 yards and 15 TDs and passed for 517 yards and eight TDs • Tallied 30 tackles, two TFL, two INTs, six PBU and a forced fumble on defense • Rushed for 266 yards and four TDs in the state title game • Tabbed the Region 4 2AA Player of the Year as a junior • A first-team all-state selection • Rushed for 1,778 yards and 23 TDs, while throwing for 451 yards and four TDs • Notched 39 tackles, two TFL, two INTs and a PBU • Also played baseball for three years and ran track for a season, winning a state championship in the 4x100 • Coached by Scott Roberts.

Personal

Son of Meyoshi Worthen • Cousin, Zabrien Harden, plays football at MTSU • Cousin, Rico Johnson, played football at Georgia • Birthday is Aug. 4.



LIAM BOYD
 PLACE KICKER
 6-0 • 200 • REDSHIRT FRESHMAN
 ASHEVILLE, N.C. • ASHEVILLE/CLEMSON

95

Clemson


Redshirted in his lone year at Clemson.

Asheville High School


A soccer player turned field goal kicker • A first-team all-state selection as a senior • Went 11-of-13 on field goals with a long of 50 yards • Played central midfield and outside back in soccer for three seasons • A U.S. Youth National League participant • Spent time at IMG Academy in 2021 • An AP Scholar Award recipient • Coached by Cort Radford.

Personal

Son of Emily and Jeb Boyd • Is a registered EMT in North Carolina • Birthday is April 19.



DERRIK ALLEN
 DEFENSIVE BACK
 6-2 • 210
 MARIETTA, GA. • LASSITER/GEORGIA TECH


7

Prior to North Carolina



A three-year veteran in the secondary at Georgia Tech with one year of eligibility remaining • Played in 31 games, starting three, for the Yellow Jackets • Posted 46 tackles, an INT and two PBU • Saw action in 12 games, starting two, as a redshirt junior in 2022 • Tallied 29 tackles, an INT and two PBU • Appeared in 10 games, starting one, as a redshirt sophomore in 2021 • Posted four tackles • Appeared in nine games during the 2020 season, making 13 tackles • Started career at Notre Dame in 2018, redshirted and had to sit out one year at Georgia Tech due to the previous transfer rules • Was one of the nation's highest-rated safeties coming out of Lassiter • Coached by Jep Irwin.

Personal

Son of Chinita and Derrik Allen • Brother, Marcus, is a defensive back for UNC • Birthday is May 11.



ARMANI CHATMAN
 DEFENSIVE BACK
 6-0 • 205 • GRADUATE
 VIRGINIA BEACH, VA. • CATHOLIC/VIRGINIA TECH


9

Prior to North Carolina

A five-year veteran in the secondary at Virginia Tech with one year of eligibility remaining • Played in 49 games, starting 25, for the Hokies • Tallied 89 tackles, a sack, four TFL, two INTs and 20 PBU during his career in Blacksburg • Started all 11 games he played in during the 2022 season as a redshirt senior • Posted 22 tackles, a TFL, an INT and five PBU • Appeared in 13 games, starting five, during the 2021 season • Made 13 tackles, two TFL, an INT and seven PBU • Played in 10 games, starting six, in 2020 • Notched 32 tackles, a sack, a TFL and six PBU • Saw action in 13 games, starting three, in 2019 • Added 22 tackles and two PBU • Played in two games as a true freshman in 2018

Personal

• Was a standout prep performer at Catholic High School • Coached by Chris Scott. Son of Azariah Workman • Birthday is Oct. 3.



RYAN COE

PLACE KICKER
6-2.5 • 225 • GRADUATE
MCDONALD, PA. • SOUTH FAYETTE/CINNINNATI



Prior to North Carolina

A four-year veteran on special teams at Cincinnati and Delaware with one year of eligibility remaining • Has played in 40 career games, making 45-of-57 field goals and all 91 PATs, while kicking off 205 times and notching 107 touchbacks • Kicked in 12 games at Cincinnati during the 2022 season, earning second-team All-AAC honors • Went 19-of-23 on field goals with a long of 52 yards and made all 44 PATs • Made 16-of-17 field goals to end the season • Set UC's single-season record for field goal accuracy • Kicked off 77 times and produced 45 touchbacks • Made 26-of-34 field goals with a long of 54 yards and all 47 PATs in three seasons at Delaware, while kicking off 128 times with 62 touchbacks • Set Delaware's career record for field goal accuracy • His 54-yard field goal was the longest in a playoff game in program history • Was a two-time All-CAA performer • Also a two-time CAA Commissioner's Honor Roll honoree • Was a standout performer on special teams at South Fayette as a prepster • Coached by Joe Rossi.

Personal

Son of Paula and Robert Coe • Birthday is April 5.



CHRIS CULLIVER

WIDE RECEIVER
6-1 • 185 • FRESHMAN
MAIDEN, N.C. • MAIDEN



Maiden High School

A four-star prospect who is labeled the nation's No. 109 player, the 18th-best wide receiver and the No. 6 player in the state by On3 • A two-time all-state and three-time all-conference performer • Was a six-time Golden Helmet Award winner • Tallied 173 catches for 3,617 yards and 52 TDs over his last three prep seasons • Tabbed the CVAC Co-Offensive Player of the Year and NC Sportswriters first-team all-state as a senior • A Shrine Bowl participant • Caught 80 passes for 1,809 yards and 26 TDs • His 1,809 receiving yards rank fifth nationally according to MaxPreps • Also added five INTs on defense • Notched 60 receptions for 1,215 yards and 23 TDs as a junior • Added 33 catches for 593 yards and three TDs in just six games as a sophomore • Also competed in basketball, baseball and track and field • Was tabbed the freshman of the year in basketball • A member of the A/B Honor Roll • Coached by Will Byrne.

Personal

Son of Fransean Martin and Chris Culliver • Brother, Ja'Tay, plays basketball at Louisburg • Sister, Toriy, plays volleyball at Louisburg • Birthday is April 26.



KALEB COST

DEFENSIVE BACK
5-10 • 190 • FRESHMAN
ATLANTA, GA. • SANDY CREEK




Sandy Creek High School

A four-star prospect who is ranked as the nation's 47th-best cornerback and the No. 38 player in the state of Georgia by Rivals • A four-year letterman at Sandy Creek • Posted 22 tackles, an INT and four PBU as a senior and helped Sandy Creek to a state title • Also played offense and special teams and tallied 1,474 all-purpose yards • Caught 43 passes for 740 yards and 10 TDs • Notched 24 tackles, five INTs, six PBU and three forced fumbles as a junior to go along with 429 receiving yards and four TDs • Also a standout baseball player • Was an A/B Honor Roll student • Coached by Brett Garvin.

Personal

Son of Rhonda Walton and Kelvin Cost • Birthday is Aug. 27.



AYDEN DUNCANSON

DEFENSIVE BACK
6-0 • 185 • FRESHMAN
ATLANTA, GA. • WHITEFIELD ACADEMY



Whitefield Academy

A three-star prospect who is ranked as the No. 52 safety and the No. 69 player in Georgia by On3 • A two-time all-state selection and a four-time all-region honoree • Threw for 1,165 yards and 15 TDs to go along with 752 yards and eight TDs on the ground as a senior • Also posted 33 tackles, two INTs and four PBU on defense • Caught 37 passes for 615 yards and three TDs as a junior, while making 23 tackles and three INTs on defense • Recorded 866 passing yards and eight TDs, while rushing for 285 yards and four TDs as a sophomore • Added 13 tackles, five INTs and four PBU • Also competed in the 100 meters, 200 meters and relays • Was a state runner-up as a junior • Coached by Colemain Joiner.

Personal

Son of Allison and Philip Duncanson • Mom, Allison, ran track at Vanderbilt • Played in the concert band in ninth and 11th grade • Birthday is Dec. 10.



JOSH ESPINDOLA
WIDE RECEIVER
 5-10 • 170 • FRESHMAN
 HENDERSONVILLE, TENN. • POPE JOHN PAUL II PREP


  **83**

Pope John Paul II Prep



A four-year letterman as a wide receiver, cornerback and safety • Claimed all-region honors as a senior • Earned the Paladin Award as the team's top special teams player • Tallied 68 tackles, 16 PBU, four TDs and two kickoff return TDs during his career • Also played lacrosse and ice hockey • A team captain in lacrosse and a two-time all-region and all-star honoree • Posted 34 goals and 21 assists for 55 points during his lacrosse career • Won three AAA Championships in hockey as a defenseman and right winger • Served as a High School Ambassador as a senior • Was a student lacrosse assistant for the middle school • Heavily involved in community service with a local elementary school, Project Cure and Momma B's Kids • Coached by Brian Sneed.

Personal

Son of Melanie and Matthew Espindola • Father, Matthew, served as a Navy Seal for 20 years • Uncle, Kevin Feeney, played football at San Diego St. from 1974-76 • Uncle, Robin Feeney, played football at San Diego St. in 1980 • Birthday is March 2.



AMARI GAINER
JACK
 6-3.5 • 235 • GRADUATE STUDENT
 TALLAHASSEE, FLA. • CHILES/FLORIDA ST.

  **3**

Prior to North Carolina

A five-year veteran on defense at Florida St. with one year of eligibility remaining • Appeared in 46 games, starting 18, over his five seasons as a Seminole • Posted 210 tackles, six sacks, 19 TFL, five forced fumbles and two PBU • Left Florida St. as the program's active leading tackler • Saw action in seven games, starting one, as a redshirt junior in 2022 • Tallied 17 tackles, a sack, 1.5 TFL and a forced fumble • Played in 12 games, starting three, in 2021 • Notched 59 tackles, a sack, 5.5 TFL, a forced fumble and two PBU • Saw action in nine games, starting five, in 2020 • Made 65 tackles, a half sack, five TFL and a forced fumble • Appeared in 13 games, starting nine, in 2019 • Recorded 69 tackles, 3.5 sacks, seven TFL and two forced fumbles • Played in four games as a true freshman in 2018

Personal

Was a four-star prep standout at Chiles in Tallahassee • Coached by Kevin Pettis. Son of Blond and Herb Gainer • Father, Herb, played wide receiver at Florida St. from 1984-87 • Brother, Ashton, plays football and baseball at North Florida Christian • Sister, Amaya, plays softball at FAMU • Birthday is June 22.



JONNY FRITZ
LINEBACKER
 6-1 • 190 • FRESHMAN
 ATLANTA, GA. • THE WESTMINSTER SCHOOLS


  **52**

The Westminster Schools



A three-year letterman at linebacker and safety • Helped Westminter to two playoff appearances • Tabbed honorable mention all-state as a senior • A first-team all-region selection • Also competed in lacrosse for four seasons • Led Westminster to a state championship as a senior and a state runner-up finish as a junior • Tabbed second-team all-state as a senior • Was a team captain • A member of the National Honor Society • A four-year honor roll student • Coached by Gerry Romberg.

Personal

Son of Jennifer and Jason Fritz • Brother, Max, plays lacrosse at Penn • Uncle, Chris Heyn, played soccer at UNC • Birthday is March 31.



CORT HALSEY
TIGHT END
 6-2 • 215 • FRESHMAN
 ATHERTON, CALIF. • MENLO SCHOOL


  **87**

Menlo School

A four-year letterman in football as a tight end, receiver, linebacker, edge rusher and long snapper • A two-time team captain • A two-time CCS Scholastic Team of the Year member • Led Menlo to their first California CCS title in the school's 100-year history as a senior • Claimed first-team All-San Francisco Bay and all-league • Tabbed defensive player of the year • Posted 890 yards receiving and nine TDs to go along with 149 tackles, four sacks, 12 TFL and two fumble recoveries • Helped Menlo to a 10-0 record, a league championship and CCS runner-up finish as a junior • Earned first-team all-league at tight end • Earned defensive player of the year honors • Tallied 500 receiving yards and nine TDs • Notched 72 tackles, eight sacks, 16 TFL and three fumble recoveries • Also participated in basketball and lacrosse • Volunteered for Mental Health Awareness and Stanford Blood Drive • Coached by Todd Smith.


Personal

Son of Jennifer Halsey Evans and Nicholas Halsey • Birthday is March 28.



ALIJAH HUZZIE


DEFENSIVE BACK
5-10 • 200 • JUNIOR
LAGRANGE, GA. • HEARD COUNTY/ETSU



28


Personal

Prep standout at Lakeland, helping the Dreadnaughts to a state championship and a state title game appearance • Won the 2A state championship at 285 pounds in wrestling after posting a perfect 47-0 record as a senior • Coached by Bill Castle. Son of Kyera Joyce and Willie Lampkin • Birthday is Jan. 22



ANTAVIOUS "STICK" LANE

DEFENSIVE BACK
5-8.5 • 190 • GRADUATE
WEST PALM BEACH, FLA. • WILLIAM T. DWYER
GEORGIA ST.



1

Prior to North Carolina

A four-year veteran on defense at Georgia St. • Appeared in 37 games, starting 30, over his four seasons as a Panther • Posted 226 tackles, 6.5 TFL, 11 INTs, 13 PBU and four forced fumbles • A three-time All-Sun Belt performer • Holds Georgia St.'s career record for INTs with 11 • Also holds the Panthers' single-season INT record with five • Is the only Panther in program history to return two INTs for TDs • Earned third-team All-Sun Belt honors as a junior in 2022 • Tallied 87 tackles, 2.5 TFL, two INTs, a PBU and two forced fumbles • Claimed first-team All-Sun Belt honors as a sophomore • Recorded 81 tackles, two TFL, five INTs, six PBU and a forced fumble • Ranked fourth nationally in INTs • Became only the fourth Panther freshman to earn all-conference honors as a redshirt freshman in 2020 • Also earned AP All-Bowl Team honors after making five tackles and an INT in the LendingTree Bowl versus WKU • Notched 55 tackles, two TFL, four INTs and six PBU • Played in four games as a true freshman in 2019 • Was a first-team All-Palm Beach County performer as a prepster at William T. Dwyer High School • Coached by Jack Daniels.

Personal


Son of Stephanie and Anthony Lane • Brother, Antoine, plays running back at Georgia St. • Birthday is July 16.

Prior to North Carolina

A four-year veteran on defense at East Tennessee St. with two years of eligibility remaining • Appeared in 34 games, starting the final 30, while at ETSU • Notched 179 tackles, 6.5 TFL, 12 INTs and 30 PBU • Started all 11 games as a redshirt sophomore in 2022 • Claimed first-team FCS All-America and first-team All-SoCon honors • Finished 12th in the Buck Buchanan Award voting for the FCS' best defensive player • Tallied 59 tackles, 2.5 TFL, six INTs and 16 PBU • His 22 passes defended led all FCS players • The six INTs were the second-most nationally at the FCS level • Started all 13 games in 2021, earning Freshman All-America and second-team All-SoCon accolades • Posted 76 tackles, two TFL, three INTs, nine PBU and two forced fumbles • Started all six games in a shortened 2021 spring season • Named Freshman All-American and second-team All-SoCon • Notched 42 tackles, two TFL, three INTs and five PBU • Played in four games as a true freshman in 2019, making two tackles • Also returned punts for three seasons, totaling 26 returns for 313 yards (12 yr) • A two-time SoCon Honor Roll honoree


Personal

An all-state performer in both football and basketball at Heard County • Coached by Shane Lasseter • Son of Misty Eley and Tellas Huzzie • Cousin, Will, plays football at ETSU • Cousin, Qua Huzzie, played football at Kentucky • Birthday is Jan. 16.



WILLIE LAMPKIN


OFFENSIVE LINEMAN
5-11 • 290 • JUNIOR
LAKELAND, FLA. • LAKELAND/COASTAL CAROLINA



53



Prior to North Carolina

A three-year starter on the offensive line for Coastal Carolina with two years of eligibility remaining • Started 38 consecutive games during his three seasons with the Chanticleers • Started all 13 games at center as a junior in 2022 • Named the Sun Belt Offensive Lineman of the Year • Claimed first-team All-Sun Belt honors • Started all 13 games at left guard as a sophomore • Tabbed second-team All-Sun Belt • Was the highest-graded Coastal lineman in eight games that season • Posted 20 knockdown blocks on the year • Started all 12 games at left guard as a freshman • Earned multiple Freshman All-America honors and claimed second-team All-Sun Belt recognition • Allowed only one sack on the season and notched 27 pancake blocks • Member of an offensive line that was named semifinalist for the Joe Moore Award



CALEB LAVALLEE

LINEBACKER
6-0 • 225 • FRESHMAN
SMYRNA, GA. • WHITEFIELD ACADEMY


34

Whitefield Academy

A four-star prospect who is ranked as the nation's No. 15 inside linebacker and the No. 30 player in Georgia according to Rivals • Was a two-time team captain • A first-team all-state, first-team all-region and all-Cobb County selection at linebacker • Was the region's defensive player of the year • A member of the Georgia High School Football Daily Top 100 and the Marietta Daily Journal "Dynamite Dozen" • Tallied 425 tackles, 18 sacks, 57 TFL, four INTs and three forced fumbles over his three-year prep career • Posted 172 tackles, six sacks, 24 TFL, three INTs (1 returned for a TD) and a forced fumble as a senior • Led Georgia in tackles per game at 15.6 • Also played catcher and outfield in baseball • Tabbed second-team all-state and all-region as a catcher • Was the region player of the year • Coached by Coleman Joiner.



Personal

Son of Courtney and Matthew LaVallee • Mother, Courtney, graduated from the Air Force Academy • Father, Matthew, played football at Ithaca College • Father, Matthew, served as his coach until 7th grade • A member of the National Honor Society and National Art Honor Society • Volunteered at the Boys and Girls Club of Atlanta and did a domestic mission to Kentucky to help repair and build homes for those in need • Birthday is April 26.



RODNEY LORA

DEFENSIVE LINEMAN
6-3 • 275 • FRESHMAN
NORTH ARLINGTON, N.J. • WOODBERRY FORREST (VA.)

92

Woodberry Forrest High School

A three-star prospect ranked as the nation's No. 39 defensive tackle and the 14th-best player in the state by ESPN • A VISAA Division I first-team all-state and All-Virginia Prep League selection • Also a standout in track and field with personal bests of 59-6.5 in the shot put and 173-3 in the discus • A two-time first-team all-state and all-prep selection in the shot put and a first-team all-state and all-prep selection in the discus • Coached by Jackson Matteo.

Personal

Son of Josefa and Eddy Lora • Plays the double bass • Family is originally from the Dominican Republic • Brother, Derek, played football at Monmouth • Birthday is May 1.



JORDAN LOUIE

RUNNING BACK
5-10 • 215 • FRESHMAN
TUSCALOOSA, ALA. • MEADOWCREEK (GA.)





34

Meadowcreek High School

A four-star prospect who is ranked as the nation's 20th-best running back and No. 33 player in Georgia by Rivals • Claimed All-Region 7-A, all-county and Touchdown Club of Gwinnett first-team honors as a senior • Rushed for 1,558 yards and 15 TDs • Averaged 10.8 yards per carry and posted seven games of at least 100 yards rushing • Also caught 38 passes for 640 yards and four TDs • Played at Paul W. Bryant in Cottdale, Ala. prior to moving to Georgia • Posted 721 yards and 11 TDs on the ground, while catching 54 passes for 489 yards and six TDs • Also returned 18 kickoffs with four going for TDs • Also played basketball and ran track • Coached by Todd Wofford.



Personal

Son of Alisha and Horace Louie • Birthday is Dec. 25.



CADE LAW

LINEBACKER
6-1 • 225 • REDSHIRT FRESHMAN
KINGSTON SPRINGS, TENN. • CHRIST PRESBYTERIAN ACADEMY
/ VANDERBILT

55

Prior to North Carolina

Played baseball for one season at Vanderbilt. • Was a four-year letterman at quarterback and linebacker at Christ Presbyterian Academy • A three-time all-state performer at quarterback/athlete • A two-time team captain • A two-time state champion and state championship MVP • A two-time state runner-up • Tallied 4,900 passing yards, 1,800 rushing yards and 90 total TDs during his career • Threw for 2,500 yards and 22 TDs, while rushing for 5505 yards and 14 TDs as a senior • Notched 1,182 passing yards and 17 TDs to go along with 800 rushing yards and 11 TDs as a junior • Also a four-year letterman in baseball at catcher and outfielder • A two-time all-state selection • A two-time team captain • A state champion • A three-time member of the Headmasters list • Coached by Ingle Martin.

Personal

Son of Amy and Brian Law • Birthday is Jan. 15.




REGGIE LOVE II

DEFENSIVE BACK
 5-7 • 165 • FRESHMAN
 RALIEGH, N.C. • ROLESVILLE




19

Rolesville High School

A versatile athlete who played in the secondary, wide receiver and running back at Rolesville High School • A two-time all-conference performer • A two-time academic all-conference honoree • A 919 vs. 252 Bowl selection • Helped Rolesville to the state semifinals and a fourth round playoff appearance • Tallied 39 tackles, an INT, 12 PBU, three forced fumbles and a fumble recovery as a senior • Only allowed 102 yards and two TDs on 42 targets • Notched 49 tackles, 14 PBU, a forced fumble and a fumble recovery as a junior • Posted 29 tackles, four PBU, two forced fumbles and a fumble recovery to go along with 19 receptions for 291 yards and five TDs as a sophomore • Played for C.E. Jordan High School while attending JD Clements Early College that year • Also participated in track and field, running sprints and relays • Won a state championship in the 4x400-meter relay and qualified for stats in the 4x100 • A six-time USATF National Champion • Earned six total letters in football and track and field • Was a member of the National Honor Society • An eight-time A Honor Roll student • Coached by Ranier Rackley.

Personal

Son of Chelita and Reginald Love • Mother, Chelita, was a cheerleader at North Carolina A&T • Father, Reginald, played football and ran track at UNC • Sister, Lia, runs track at Iowa • Cousin, Bryce Love, was the Heisman runner-up while playing at Stanford • Cousin, Chris Love, played football and ran track at ECU • Birthday is May 20.



NATE MCCOLLUM

WIDE RECEIVER
 5-8 • 184 • JUNIOR
 ATLANTA, GA. • DUTCHTOWN/GEORGIA TECH




6

Prior to North Carolina

A three-year veteran at wideout for Georgia Tech with two years of eligibility remaining • Appeared in 29 games, making 10 starts, during his career as a Yellow Jacket • Posted 75 receptions for 778 yards and four TDs during that time • Played in 11 games, starting nine, as a sophomore in 2022 • Tallied 60 receptions for 655 yards and three TDs despite playing with three different QBs • His 60 receptions ranked fifth in the ACC • Posted three 100-yard receiving games • Saw action in 12 games, starting one, as a redshirt freshman in 2021 • Notched 13 receptions for 108 yards and a TD • Appeared in six games as a true freshman in 2020 • Caught two passes for 15 yards • Was a two-sport standout in football and baseball at Dutchtown • Coached by Clifford Fedd.

Personal

Son of Brittney and Lewis McCollum • Birthday is Dec. 6.



TRE MILLER

DEFENSIVE BACK
 5-9 • 175 • FRESHMAN
 BIRMINGHAM, ALA. • DEER CREEK (OKLA.)




15

Deer Creek High School

A three-star prospect who is ranked as the No. 56 cornerback and the No. 9 player in the state by ESPN • Played his senior season at Deer Creek in Edmond, Okla. and led the Antlers to a 10-2 record and the second round of the state playoffs • Played his junior and sophomore seasons at Hoover HS in Alabama • Helped Hoover to a 12-1 season and the 7A state semifinals as a junior • Posted 30 tackles and three INTs • Earned MVP honors at the Rivals Underclassman Challenge prior to his junior season • Saw action at cornerback for a Hoover squad that went 11-2 and reached the 7A state semifinals • Coached by Wade Standley.

Personal

Son of Ebonie and Dale Miller Jr. • Birthday is Nov. 29.



TOM MAGINNESS

PUNTER
 6-0 • 205 • SOPHOMORE
 MELBOURNE, AUSTRALIA • ST. BEDE'S COLLEGE/MONASH





96

Prior to North Carolina

A newcomer to college football who has three years of eligibility remaining • Trained for American football at the prestigious Prokick Australia under Nathan Chapman and John Smith • Competed in Australian rules football for his local club, the Hampton Rovers, starting at five years old • Progressed to the representative team of the Sandringham Dragons in the NAB league, the top under-18 competition • Played for the A team at his high school, St. Bede's College • Has also competed in cricket, basketball and tennis.


Personal

Son of Patricia and Patrick Maginness • Birthday is March 8.




JULIEN RANDOLPH

TIGHT END
6-4 • 220
PURCELLVILLE, VA. • INDEPENDENCE





80



CAL TIERNEY

TIGHT END
6-5 • 235 • REDSHIRT FRESHMAN
CHARLOTTE, N.C. • CHARLOTTE COUNTRY DAY/FURMAN

89

Independence High School

A four-star prospect ranked as the 288th-best player in the nation, the No. 16 tight end, and the No. 7 player in Virginia by On3 • Recognized as a 2022 high school all-star at tight end by SBLive • Named second-team all-region, first-team all-district and a LoCo All Star as a senior • Posted 30 receptions for 733 yards and nine TDs in seven games • Also tallied 38 tackles, four sacks, seven TFL, seven hurries and a forced fumble on defense • Played previously at Loudoun Valley • Also played basketball as a prepster • Coached by RJ Windows.

Personal


Son of Heather and Gant Randolph • Father, Gant, played football at Army • Spent time volunteering at Tree of Life • Birthday is Aug. 1.

Prior to North Carolina

A valuable squad member that added depth at tight end during the 2021 season. • A three-year letterman in football as a wide receiver, safety, tight end and defensive end • A team captain • Was a contributor on the 2018 NCISAA DII State Championship team • A four-year Honor Roll student • Coached by Drew Witman.



Personal

Son of Elizabeth and Dan Tierney • Grandfather played basketball at Vanderbilt • Birthday is June 28.




JOEL STARLINGS

DEFENSIVE LINE
6-3 • 320
RICHMOND, VA. • BENEDICTINE






94



DEVONTEZ "TEZ" WALKER

WIDE RECEIVER
6-2.5 • 200 • JUNIOR
CHARLOTTE, N.C. • WEST CHARLOTTE/KENT STATE

9

Benedictine High School

A four-star prospect ranked as the nation's 202nd-best player in the ESPN 300, the No. 12 defensive tackle and the No. 4 player in the state by ESPN • A four-year varsity player during his prep career • A first-team all-state and two-time second-team all-state selection • Posted 65 tackles, seven sacks, 18 TFL and a forced fumble as a senior • Tallied 76 tackles, three sacks, eight TFL, two forced fumbles and a fumble recovery as a junior • Coached by Greg Lily.

Personal

Son of Jamie Jones and Willie Starlings • Birthday is Nov. 28.

Prior to North Carolina

A two-year veteran at receiver for Kent St. who has two years of eligibility remaining • Appeared in 20 games, making 12 starts, during his time as a Golden Flash • Tallied 63 receptions for 1,045 yards and 12 TDs over his two seasons • Started all 12 games and earned first-team All-MAC as a sophomore in 2022 • Caught 58 passes for 921 yards and 11 TDs • His 11 TD receptions were tied for seventh nationally and tied for first in the MAC • His 921 receiving yards ranked second in the MAC • Appeared in eight games as a freshman in 2021 • Tallied five receptions for 124 yards and a TD • Started his career at NC Central, but transferred to Kent St. after the Eagles' 2020 season was cancelled • An Academic All-MAC honoree • Was a top prep receiver at West Charlotte • Coached by Josh Harris.

Personal

Son of Ivey Cody • Birthday is June 19.



◆ 2023 CAROLINA FOOTBALL ◆

FOOTBALL STAFF



HEAD COACH MACK BROWN



MACK BROWN



HEAD COACH
15TH YEAR AT UNC
(1988-97, 2019-PRESENT)



Mack Brown, whose charismatic style and disciplined approach propelled the University of North Carolina to the Top Five and the University of Texas to the 2005 BCS National Championship, began his second stint as head coach in Chapel Hill on Nov. 27, 2018.

A 45-year veteran of collegiate coaching, Brown has served as a head coach for 34 seasons with stops at Texas (1998-2013), North Carolina (1988-97, 2019-22), Tulane (1985-87), and Appalachian State (1983). Over his 34 seasons, Brown has posted a record of 274-144-1 (.655). Those 274 career victories rank eighth on the FBS all-time list and are the second most among active coaches. The 2005 Paul W. "Bear" Bryant National Coach of the Year and the 2008 Bobby Dodd National Coach of the Year, Brown is one of a handful of coaches in college football history to lead two separate programs to Top-Five national finishes.

During Brown's fourth season in his return to Chapel Hill, UNC won nine games, was the ACC Coastal Division Champions, and qualified for the Holiday Bowl, the Tar Heels fourth consecutive bowl trip. Carolina won nine games for just the second time since Brown's first stint in Chapel Hill with 2015 being the other occurrence. It was UNC's sixth nine-win season since 1982 with Brown-led teams accounting for five of them. Carolina also produced a major turnaround on the road. The Heels went 6-0 in true road games for the first time in school history. UNC and TCU were the only schools across the country with six road wins. The six consecutive road wins are currently tied for the second longest active streak in the nation. The Heels produced two All-Americans in WR Josh Downs and LB Cedric Gray to go along with 11 All-ACC honors. QB Drake Maye claimed numerous conference honors including ACC Player of the Year and went on to be named National Freshman of the Year by both the Maxwell Award and the FWAA. Brown mentored four NFL Draft Picks in the 2022 NFL Draft, bringing UNC's total to 11 during his second stint, which is the most of any ACC school. UNC continued to recruit at a high level, producing another Top-25 signing class, while supplementing that with a strong group of nine transfers.

In year three of his return, Brown led the Tar Heels to their third consecutive bowl game, which hadn't happened since 2016 and occurred only one other time since his departure in 1997. Carolina snapped a four-game losing streak to Virginia, defeated Miami for the third consecutive season, and defeated a Top-10 opponent at home for the first time since 2004. UNC saw five of its Tar Heels selected in the 2021 NFL Draft with three of players going in the first three rounds. Carolina signed the No. 8 recruiting class in the country, the school's highest-ranked recruiting class in the internet era. Academically, Carolina produced the program's highest single-year APR score, a 997, which was 23 points higher than the previous best. The team also earned the program's two highest GPAs over the previous three semesters.

Brown completed a remarkable turnaround in year two of his return to Carolina, leading the Tar Heels from two wins in 2018 to the Orange Bowl in 2020. Carolina, which went 8-4, spent much of the season ranked in the Top 25, finishing the regular season at No. 13 in the College Football Playoff rankings and end-

ing the year ranked 18th in the AP Poll and 17th in the Coaches Poll. This marked just the second time since Brown's departure in 1997 that Carolina finished a season in the Top 25. Under his guidance, Carolina produced four All-Americans, 13 All-ACC selections, a Top-15 recruiting class and averaged a 3.0 GPA over the spring and fall semesters.

In his first season back at the helm at North Carolina in 2019, Brown led the Tar Heels to a winning season and a resounding victory in the Military Bowl. The seven wins were two more than UNC had won in its previous two seasons combined (5) and the Heels won a bowl game for the first time since 2013. Carolina played close games seemingly all season. Its nine games decided by seven points or less were the most since 1936 and the Tar Heels' six losses came by a total of just 26 points. Brown's '19 UNC squad produced two NFL Draft picks, five NFL free-agent signees, 11 All-ACC honors and freshman QB Sam Howell was named ACC Offensive Rookie and Rookie of the Year before earning Freshman All-America honors.

Prior to returning to Carolina, Brown served as both a college football studio analyst and color analyst for ESPN.



At the completion of his Texas tenure in 2013, Brown was one of just four active coaches to reach the 200-victory plateau. He was also one of only two coaches nationally to lead his teams to 21 bowls in 22 seasons, and the only one to have 23 winning seasons in the previous 24 years. His 225 wins from 1990 to 2013, which combined the last eight years of his first stint at UNC and his entire Texas tenure, were the most of any coach in the country.

As a result, Brown was inducted into the National Football Foundation College Football Hall of Fame in December of 2018. He was the eighth Tar Heel to be inducted into the College Football Hall of Fame and the third coach. In addition to the College Football Hall of Fame, Brown is also a member of the Texas Sports Hall of Fame, the Longhorn Hall of Honor, the Tennessee Sports Hall of Fame, the Rose Bowl Hall of Fame and the Holiday Bowl Hall of Fame.

Brown has also succeeded in preparing his student-athletes for the next level. In the 34 NFL Drafts during Brown's time as a head coach, the NFL has picked 141 of his student-athletes, and at least one was selected in 29 straight drafts. In fact, Brown has had a player selected in the NFL Draft in 32 of his 34 drafts as a head coach. He had 20 players selected in the first round of the draft from 1998 to 2013. At Carolina, Brown has mentored 67 Tar Heels who have heard their names called in the NFL Draft, including 28 in the first three rounds.

With all of the success on the field, the primary emphasis has remained the same with Brown's squads -- maintaining a high level of achievement in the classroom and in the community. Eighty percent of his players at North Carolina received their degrees and he increased the pace at Texas, while more than a third of his players at UT regularly earned 3.0 grade point averages and achieved spots on the Big 12 Commissioner's and Athletics Director's Honor Rolls. During his second stint at Carolina, the program has produced the three highest single-year APR rates over the last three seasons (984 in 2021-22, 1,000 in 2020-21 and 997 in 2019-20) and the program's highest-ever multi-year APR rate at 982. UNC is one of just 10 Power 5 football programs to achieve a 984 APR or better over the last two years. In addition, Brown's players have earned the highest annual GPAs in over a decade leading to 97 Tar Heels earning their degrees over the last four years.

At UNC, Brown recruited and coached several of the finest players in school history. From his 1997 squad alone, DE Greg Ellis (No. 8, Dallas Cowboys), LB Brian Simmons (No. 17, Cincinnati Bengals) and DT Vonnie Holliday (No. 19, Green Bay Packers) were selected among the first 19 picks in the 1998 NFL Draft.

Along with that trio of first-rounders, Brown also helped develop several oth-

HEAD COACH MACK BROWN



THE BROWN FILE

Born: August 27, 1951
Hometown: Cookeville, Tenn.
Wife: Sally
Children: sons, Matt and Chris, and daughters, Katherine and Barbara
Grandchildren: Tyler, Mack, Bailey, Caroline, Janie and Truett
Education: Florida State, '74/Southern Miss, '76

er Tar Heel standouts. CB Dré Bly, was a three-time All-American who recorded an ACC-record 20 interceptions during his career and played 11 seasons in the NFL. Corey Holliday, who currently serves as UNC's Associate A.D. for Football Administration, finished his career as the leading receiver in Carolina history, was a CFA/Hitachi Scholar-Athlete, and is a former member of the Pittsburgh Steelers. Dwight Hollier, who currently serves as UNC's Senior Associate A.D. for Student-Athlete Health, Well-Being & Program Outreach, made more than 500 tackles during his Carolina career and also played in the NFL. RB Natrone Means, who is currently an offensive analyst on staff, rushed for more than 1,000 yards in his final two seasons at UNC and went on to lead the San Diego Chargers to Super Bowl XXIX and the Jacksonville Jaguars to the 1996 AFC title game.

QBs Jason Stanicik and Mike Thomas combined to rewrite Carolina's passing and total offense records. DT Marcus Jones, a consensus first-team All-American, earned ACC Defensive Player of the Year honors in 1995. CB Thomas Smith came to UNC in 1989 as a walk-on from a small high school in North Carolina and departed as a first-round pick of the AFC Champion Buffalo Bills. RB Leon Johnson, one of the premier all-purpose offensive threats in ACC history, played eight seasons in the NFL. TE Freddie Jones, a second-round draft choice of the San Diego Chargers in 1997, was one of the NFL's top pass-catching tight ends and played eight seasons in the NFL.

During his 10 seasons at Carolina, the Tar Heels featured a Lombardi Award finalist, a two-time Thorpe Award finalist, a Butkus Award finalist and semifinalist, 16 All-Americans, 34 first-team All-ACC selections, an ACC Defensive Player of the Year and an ACC Rookie of the Year. Brown also helped his players with professional aspirations as 38 of his Tar Heels heard their names called in the NFL Draft, including 16 in the first three rounds. In addition to the three first-rounders in 1998, Marcus Jones (Tampa Bay Buccaneers '96) and Thomas Smith (Buffalo Bills '93) were first-round selections; Freddie Jones (San Diego Chargers '97), Rick Terry (New York Jets '97), Bucky Brooks (Buffalo Bills '94) and Natrone Means (San Diego Chargers '93) were second-round picks; and James Hamilton (Jacksonville Jaguars '97), William Henderson (Green Bay Packers '95), Jimmy Hitchcock (New England Patriots '95), Rondell Jones (Denver Broncos '93), Brian Bollinger (San Francisco 49ers '92), Kevin Donnalley (Houston Texans '91) and Darrell Hamilton (Denver Broncos '89) were chosen in the third round.

In 1988, Brown took over a North Carolina program that had suffered two losing seasons in its previous three years and three non-winning seasons in its previous four years. While rebuilding the foundation, Brown's Carolina squads posted back-to-back 1-10 seasons in 1988 and '89. In 1990, Carolina was 6-4-1 and UNC began a run of eight consecutive winning seasons and six straight bowl game appearanc-

es. Carolina's 54-18 (.750) record during his last six years ranked as the ninth-best nationally during that period.

The first campaign in that six-year run was the 1992 season that saw Carolina go 9-3, finish No. 19/18 in the polls and beat Mississippi St. in the Peach Bowl, its first bowl victory in 10 seasons. The Tar Heels posted victories over three ranked teams and closed the year winning five of its last six games. Means earned third-team All-America honors, racking up 1,195 yards and 13 TDs behind third-team All-America center Randall Parsons. Means, Parsons and punter Mike Thomas earned first-team All-ACC honors, while current co-defensive coordinator/linebackers coach Tommy Thigpen, DE Rondell Jones, OT Curtis Parker, and DB Bracey Walker claimed second-team honors.

The Tar Heels followed up the late run in 1992 with the first 10-win season of Brown's tenure in '93. Carolina earned a berth in the Gator Bowl and finished the year 10-3 and ranked No. 19/21 in the polls. Walker earned first-team All-America recognition for his play in the secondary, and the Heels had 14 All-ACC selections, the most for any Carolina team up to that point since the advent of All-ACC teams in 1953. In addition, Johnson was named league Rookie of the Year after posting 1,012 yards rushing and 14 TDs.

After going 8-4 in 1994 and 7-5 in '95, Brown revamped both sides of the ball and it led to the two most impressive seasons of his 10-year run. He compiled a 20-3 (.870) mark over the '96 and '97 seasons and posted two top-10 finishes.

MACK BROWN YEAR-BY-YEAR COACHING RECORD

Year	School	Record	Postseason
2022	North Carolina	9-5	Holiday Bowl
2021	North Carolina	6-7	Duke's Mayo Bowl
2020	North Carolina (AP: 18, ESPN 17)	8-4	Orange Bowl
2019	North Carolina	7-6	Military Bowl
2013	Texas	8-5	Valero Alamo Bowl
2012	Texas	9-4	Valero Alamo Bowl
2011	Texas	8-5	Holiday Bowl
2010	Texas	5-7	--
2009	Texas (AP: 2, USA Today: 2)	13-1	BCS National Championship
2008	Texas (AP: 4, USA Today: 3)	12-1	Fiesta Bowl
2007	Texas (AP: 10, USA Today: 10) 10-3		Holiday Bowl
2006	Texas (AP: 13, USA Today: 13) 10-3		Alamo Bowl
2005	Texas (AP: 1, USA Today/ESPN: 1)	13-0	Rose Bowl (BCS National Champions)
2004	Texas (AP: 5, USA Today/ESPN: 6)	11-1	Rose Bowl
2003	Texas (AP: 12, USA Today/ESPN: 11)	10-3	Holiday Bowl
2002	Texas (AP: 6, USA Today/ESPN: 7)	11-2	Cotton Bowl
2001	Texas (AP: 5, USA Today/ESPN: 5)	11-2	Holiday Bowl
2000	Texas (AP: 12, USA Today/ESPN: 12)	9-3	Holiday Bowl
1999	Texas (AP: 21, USA Today/ESPN: 23)	9-5	Cotton Bowl
1998	Texas (AP: 15, USA Today/ESPN: 16)	9-3	Cotton Bowl
1997	North Carolina (AP: 6, USA Today/ESPN 4)	10-1	Gator Bowl
1996	North Carolina (AP: 10, USA Today/CNN 10)	10-2	Gator Bowl
1995	North Carolina	7-5	Carquest Bowl
1994	North Carolina	8-4	Sun Bowl
1993	North Carolina (AP: 19, USA Today/CNN 21)	10-3	Gator Bowl
1992	North Carolina (AP: 19, USA Today/CNN 18)	9-3	Peach Bowl
1991	North Carolina	7-4	--
1990	North Carolina	6-4-1	--
1989	North Carolina	1-10	--
1988	North Carolina	1-10	--
1987	Tulane	6-6	Independence Bowl
1986	Tulane	4-7	--
1985	Tulane	1-10	--
1984	Oklahoma (OC)	--	--
1983	Appalachian State	6-5	--
1982	LSU (QBs)	--	--
1981	Iowa State (OC)	--	--
1980	Iowa State (OC)	--	--
1979	Iowa State (WRs)	--	--
1978	Memphis State (WRs)	--	--
1977	Southern Miss (WRs)	--	--
1976	Southern Miss (WRs)	--	--
1975	Southern Miss (WRs)	--	--
1974	Florida State (Student: WRs)	--	--
1973	Florida State (Student: WRs)	--	--
Total:	44 years (33 as HC)	274-144-1	26 Bowl Games (15-11)



HEAD COACH MACK BROWN

TROPHY TIME

Brown's winners, finalists and semifinalists

Heisman Trophy

RB Ricky Williams	1998	Winner
QB Colt McCoy	2008	Runner-up
QB Vince Young	2005	Runner-up
QB Colt McCoy	2009	Third place

Maxwell Award

QB Colt McCoy	2009	Winner
QB Vince Young	2005	Winner
RB Ricky Williams	1998	Winner
QB Colt McCoy	2008	Finalist
QB Drake Maye	2022	Semifinalist
QB Sam Howell	2020	Semifinalist
RB Javonte Williams	2020	Semifinalist

Walter Camp Player of the Year

QB Colt McCoy	2009	Winner
QB Colt McCoy	2008	Winner
RB Ricky Williams	1998	Winner
QB Drake Maye	2022	Semifinalist

Associated Press Player of the Year

RB Ricky Williams	1998	Winner
-------------------	------	--------

Cingular/ABC Sports Player of the Year

QB Colt McCoy	2009	Winner
QB Vince Young	2005	Winner
RB Cedric Benson	2004	Winner

Sporting News Player of the Year

QB Colt McCoy	2008	Co-Winner
RB Ricky Williams	1998	Winner

Chevrolet Offensive Player of the Year

QB Colt McCoy	2008	Winner
RB Ricky Williams	1998	Winner

Nagurski Trophy

DE Brian Orakpo	2008	Winner
LB Derrick Johnson	2004	Winner

Biletnikoff Award

WR Josh Downs	2022	Semifinalist
WR Josh Downs	2021	Semifinalist
WR Dyami Brown	2020	Semifinalist
WR Jordan Shipley	2009	Finalist
WR Quan Cosby	2008	Semifinalist
WR Roy Williams	2002, '03	Semifinalist
WR Kwame Cavil	1999	Semifinalist

Butkus Award

LB Derrick Johnson	2004	Winner
LB Sergio Kindle	2009	Finalist
LB Derrick Johnson	2003	Finalist
LB Kivuusama Mays	1997	Finalist
LB Keenan Robinson	2011	Semifinalist
LB Keenan Robinson	2010	Semifinalist
LB Derrick Johnson	2002	Semifinalist
LB D.D. Lewis	2001	Semifinalist
LB Brian Simmons	1996	Semifinalist

Draddy Trophy/Campbell Trophy

DE Sam Acho	2010	Winner
C Dallas Griffin	2007	Winner
QB Colt McCoy	2009	Finalist
LB Emmanuel Acho	2011	Semifinalist

Lou Groza Award

PK Hunter Lawrence	2009	Semifinalist
PK Kris Stockton	2000	Semifinalist

Hendricks Award

DE Brian Orakpo	2008	Winner
DE Sergio Kindle	2009	Finalist
DE Tim Crowder	2006	Finalist
DE Cory Redding	2002	Finalist

Hornung Award

RB Michael Carter	2020	Finalist
-------------------	------	----------

Lombardi Award

DE Brian Orakpo	2008	Winner
OL Justin Blalock	2006	Finalist
DT Rodrigue Wright	2005	Finalist
LB Derrick Johnson	2004	Finalist
DE Cory Redding	2002	Finalist
DE Greg Ellis	1997	Finalist
DE Sam Acho	2010	Semifinalist
OT Leonard Davis	2000	Semifinalist
DT Casey Hampton	2000	Semifinalist

Lott Trophy

LB Chazz Surratt	2020	Semifinalist
LB Emmanuel Acho	2011	Finalist
DE Sam Acho	2010	Finalist
DE Brian Orakpo	2008	Finalist
LB Derrick Johnson	2004	Finalist
LB Chazz Surratt	2020	Semifinalist
DE Sam Acho	2009	Semifinalist

Manning Award

QB Drake Maye	2022	Finalist
QB Sam Howell	2020	Finalist
QB Colt McCoy	2009	Winner
QB Vince Young	2005	Winner
QB Colt McCoy	2008	Finalist

Davey O'Brien Award

QB Drake Maye	2022	Semifinalist
QB Sam Howell	2020	Semifinalist
QB Colt McCoy	2009	Winner
QB Vince Young	2005	Winner
QB Colt McCoy	2008	Finalist
QB Colt McCoy	2006	Semifinalist
QB Chris Simms	2001, '02	Semifinalist
QB Major Applewhite	1999	Semifinalist

Johnny Untias Golden Arm Award

QB Colt McCoy	2009	Winner
---------------	------	--------

Outland Trophy

OL Justin Blalock	2006	Finalist
LB Derrick Johnson	2004	Finalist
OT Leonard Davis	2000	Finalist
OL Derrick Dockery	2002	Semifinalist
DT Casey Hampton	2000	Semifinalist

Thorpe Award

CB Aaron Ross	2006	Winner
S Michael Huff	2005	Winner
S Earl Thomas	2009	Finalist
CB Quentin Jammer	2001	Finalist
CB Dré Bly	1996, '97	Finalist
CB Nathan Vasher	2003	Semifinalist
CB Rod Babers	2002	Semifinalist

Doak Walker Award

RB Cedric Benson	2004	Winner
RB Ricky Williams	1998	Winner
RB Javonte Williams	2020	Semifinalist
RB Jamaal Charles	2007	Semifinalist
RB Hodges Mitchell	1999	Semifinalist

Rimington Trophy

C Chris Hall	2009	Finalist
--------------	------	----------

Wuerffel Trophy

DE Sam Acho	2010	Winner
-------------	------	--------

AAU Sullivan Award

WB Sam Howell	2021	Finalist
---------------	------	----------

Senior CLASS Award

LB Chazz Surratt	2020	Finalist
------------------	------	----------

Disney Spirit Award

WR Tylee Craft	2022	Winner
DS Nate Boyer	2012	Winner

FWAA Armed Forces Merit Award

DS Nate Boyer	2012	Winner
---------------	------	--------

Brown's '96 squad went 10-2, beat No. 25 West Virginia in the Gator Bowl, and finished the season ranked 10th in both polls. The Carolina defense led the nation in points allowed, was second in total defense, and third against both the run and pass. Offensively, the Tar Heels established school records for passing touchdowns, produced an all-conference quarterback for the first time in 22 years, had a record four receivers with 30 or more catches, and Johnson posted over 900 yards and scored 10 TDs. Brown was named the ACC Coach of the Year and was a finalist for the Bear Bryant National Coach of the Year Award.

UNC finished tied for second in the ACC and won on the road at both Syracuse and Houston. The Orangemen were ranked No. 9 in the country at the time and finished the year in a tie for the Big East Championship. Carolina held the Liberty Bowl-bound Cougars to more than 200 yards below their season average and passed for a school-record-tying five TDs. The Tar Heels held Florida State to its lowest point total in four years and lowest yardage mark in 10 years in a tightly contested battle against the nation's then No. 1-ranked team in Tallahassee.

Johnson set the ACC career record for all-purpose yards and Carolina marks for TDs and overall scoring. QB Chris Keldorf set numerous UNC passing marks and threw the fifth-most touchdown passes in ACC single-season history. Bly led the nation and set the ACC single-season record for INTs en route to first-team All-America and Thorpe Award Trophy (nation's top defensive back) finalist honors. Ellis was named a second-team All-American, while Simmons was a semifinalist for the Butkus Award and a second-team All-American. TE Freddie Jones earned third-team All-America honors that year.

In 1997, Carolina posted a No. 4 final ranking in the USA Today/ESPN poll and a No. 6 ranking by the AP. Brown led Carolina to a 10-1 regular-season record, a second-place finish in the ACC, and a berth in the Gator Bowl, a game the Heels won under Carl Torbush.

Carolina started the year reeling off eight consecutive wins and soaring to No. 5 in the nation. UNC averaged almost 30 points per game, while holding opponents to just over 12 heading into a showdown with No. 3 Florida St. The Heels weren't able to break through against the Seminoles, but they rebounded to beat Clemson and Duke and secure the third 10-win season of Brown's tenure.

The defense was nearly impenetrable in '97, allowing just 13 points (No. 5 NCAA) and 209.3 yards per game (No. 2 NCAA). The unit produced three first-team All-Americans in Bly, Ellis and Simmons, along with LB Kivuusama Mays, who earned third-team honors. Bly was a finalist for both the Nagurski Award (nation's top defensive player) and the Thorpe Award, and Ellis was tabbed a finalist for the Lombardi Award (outstanding college lineman). Both Mays and Simmons were recognized by the Butkus Award (nation's top linebacker) with Mays being a finalist and Simmons a semifinalist. In total, Carolina notched 10 All-ACC honors, seven on defense and three on offense.

Following the '97 regular season, Brown was hired to be the head coach of the Texas Longhorns on Dec. 4, 1997 and spent the next 16 seasons in Austin (1998-2013). With a mark at Texas of 158-48 (.767), the 2008 Bobby Dodd National Coach of the Year and the 2009 Big 12 Coach of the Year elevated the Longhorns program to new heights. During his tenure, the Longhorns won the 2005 BCS National Championship and two conference titles, while winning or sharing Big 12 South Division titles six times. Brown's 158 wins at Texas were the fourth-most in the nation from 1998-2013.

Brown took over a UT program that managed at least 10 wins just three times in the 16 years prior to his arrival in 1998, but did so nine times in his 16 seasons, including a streak of nine consecutive that is the third-longest in NCAA history. Brown also led the Longhorns to six seasons of at least 11 wins.

Under Brown, Texas won nine of its last 12 bowl games and had a 10-5 record overall, including a UT record streak of 12 consecutive bowl appearances. In the 16 years prior to Brown's arrival, Texas went to nine bowls and was 2-7. The 10 bowl wins are the most in Texas history, eclipsing Darrell Royal's eight. In addition, the streak included a BCS National Championship, another BCS National Championship Game appearance and three BCS Bowl wins.

During Brown's tenure in Austin, the Horns finished the year ranked in the Top 15 for 10 straight seasons from 2000-09. They also had sev-



HEAD COACH MACK BROWN



en Top-10 finishes and five Top-Five rankings. Prior to Brown's arrival, the last time Texas had finished the year in the Top 10 was 1983. In addition, from 1998-2013, Texas led the nation in all-time appearances in the BCS rankings with 104, ahead of both Oklahoma (100) and Florida (92).

Brown's 12 consecutive seasons of at least nine wins were a UT first, as were his three back-to-back 11-win campaigns (2001-02, 2004-05, 2008-09), nine 10-victory seasons in a row, and three 12-win seasons (2005, '08, '09). UT produced a streak of Top 25 finishes for 12 years in a row, a first since the Horns earned eight final Top 25 rankings in a row from 1968-75. The Longhorns also created a streak of 10 straight Top-13 finishes, which is a UT record. The Horns



claimed or shared the Big 12 South Division title six times over a 12-year period (1998-2009), including four conference championship game berths and two Big 12 titles.

During his 16 seasons, the Longhorns featured a Heisman Trophy winner, two runners-up and a third-place finisher, three Maxwell Award winners, three WCFF Player of the Year Award winners, two Doak Walker Award winners, two Thorpe Award winners, two Nagurski Trophy winners, two O'Brien Award winners, two Hendricks Award winners, a Butkus Award winner, a Lombardi Award winner, two Manning Award winners, two Draddy/Campbell Trophy winners, a Wuerffel Trophy winner, a Disney Spirit Award winner, a FWAA Armed Forces Merit Award winner, 54 All-Americans, 73 first-team All-Big 12 selections, five Big 12 Offensive Players of the Year, six Big 12 Defensive Players of the Year and 12 Big 12 Freshman of the Year honorees.

Defensively, Brown transformed a unit that ranked 85th nationally in total defense in 1997 into a group that led the nation in total defense and led the Big 12 in rushing, passing and scoring defense in 2001. That came on the heels of a pair of seasons that saw UT rank sixth nationally in total defense in 1999 and seventh in 2000. The 2008 defense also led the Big 12 in total defense, scoring defense and rushing defense (third NCAA), while the 2009 unit led the nation in rushing defense and was third in total defense. In 2011, Texas again led the Big 12 in almost every major statistical category, including total defense (11th NCAA), rushing defense (sixth NCAA), pass efficiency defense (10th NCAA) and pass defense, while finishing second in scoring defense by just .15 points per game.

During his tenure, Texas led the Big 12 in scoring defense three times, in total

defense seven times, including four of his final six years, and rushing defense seven times, including five of his last eight seasons. The aggressive defensive style of the Brown era saw the Horns significantly increase their production in sacks, tackles for loss and turnovers forced, leading the Big 12 in each of those categories in 2012. In 2008, Texas led the nation in sacks and then tied for second in 2009, a year it also led the nation in turnovers gained and interceptions.

On offense, the Longhorns set 138 school records and featured the school's only 3,000-yard passers, 2,000-yard rusher, 1,000-yard receivers and 1,000-yard passer/rusher in a season. In 2008, Quan Cosby and Jordan Shipley combined to become the first duo in school history and just the 11th in NCAA history to each have 85-plus catches and 1,000-plus receiving yards in the same season. UT became just the second team in NCAA Division I-A history to boast a 2,000-yard rusher and passer as well as a 1,000-yard receiver in 1998. Brown became just the third head coach in NCAA Division I-A history to lead a player to a 3,000-yard passing season, a 2,000-yard rushing season and a 1,000-yard receiving season.

Texas also re-established its home field advantage and, as a result, dominance under Brown. In his 16 seasons, the Longhorns increased their season ticket sales by nearly 45,000, up to a school-best 84,071 in 2010, set school attendance records while playing in front of sellout crowds in 74 of his final 84 home games, and attracted the top 33 crowds in UT history. With a full house on hand, UT went 80-17 in games at Darrell K Royal-Texas Memorial Stadium, including a 46-12 mark in Big 12 home games, from 1998 to 2013. At one point, UT had a streak of 21 consecutive victories (third-longest in UT history) and the longest for UT since it won 42 straight from 1968-76 (No. 6 in NCAA history). The Longhorns also set the marks for the Big 12's longest intraconference winning streak (21 games) and the longest intraconference road winning streak (13).

Texas lost only 15 road games in Brown's 16-year tenure with two of them coming in his first three games at UT. The Longhorns won 54 of their last 64 true road games. The Horns set a UT-record streak with 17 consecutive road wins before falling to Kansas State in 2006. UT also won 12 consecutive road games from 2000-02. Texas was 58-15 (.795) overall on the road and 48-8 (.857) versus unranked road foes during the Brown era. In fact, UT had a school-record 13-game nonconference road winning streak snapped in 2013 (at BYU). The previous mark of seven was set from 1956-63. Texas won 41 of its last 50 Big 12 Conference road games, including a league-record 13 consecutive conference road wins from 2002-06. The Horns were 45-11 (.804) in league road contests under Brown.

Brown's on-the-field success had an impact on student-athlete's future oppor-

BROWN'S ALL-AMERICAS

First-Team All-Americans

LB Chazz Surratt	2020
PK Anthony Fera	2013
DE Jackson Jeffcoat	2013
S Kenny Vaccaro	2012
DE Alex Okafor	2011
C Chris Hall	2009
DE Sergio Kindle	2009
WR Jordan Shipley	2009
S Earl Thomas	2009
QB Colt McCoy	2008, '09
DE Brian Orakpo	2008
OT Tony Hills	2007
OL Justin Blalock	2006
CB Aaron Ross	2006
S Michael Huff	2005
OT Jonathan Scott	2005
DT Rodrigue Wright	2005
QB Vince Young	2005
RB Cedric Benson	2004
LB Derrick Johnson	2003, '04
OL Derrick Dockery	2002
DE Cory Redding	2002
CB Quentin Jammer	2001
OT Mike Williams	2001
OT Leonard Davis	2000
DT Casey Hampton	1999, 2000
OG Ben Adams	1998
OT Jay Humphrey	1998
RB Ricky Williams	1998
CB Dré Bly	1996, '97
DE Greg Ellis	1997
LB Brian Simmons	1997
DT Marcus Jones	1995
FS Bracey Walker	1993

Freshman All-Americans

QB Drake Maye	2022
QB Sam Howell	2019
OT Josh Cochran	2011
CB Quandre Diggs	2011
S Earl Thomas	2008
TE Jermichael Finley	2006
QB Colt McCoy	2006
OT Adam Ulatoski	2006
LB Rashad Bobino	2005
DE Brian Orakpo	2005
DT Frank Okam	2004
OT Justin Blalock	2003
DE Tim Crowder	2003
DT Rodrigue Wright	2002
DB Michael Huff	2002
RB Cedric Benson	2001
LB Derrick Johnson	2001
PK Dusty Mangum	2001
WR B.J. Johnson	2000
S Dakarai Pearson	2000
DE Kalen Thornton	2000
WR Roy Williams	2000
QB Major Applewhite	1998
LB D.D. Lewis	1998
CB Dré Bly	1996



HEAD COACH MACK BROWN

tunities as well. From 2001-13, two of his Longhorns were selected in the first round in six of the 13 NFL Drafts. When OT Mike Williams (Buffalo Bills) and CB Quentin Jammer (San Diego Chargers) were selected fourth and fifth, respectively, in 2002, it marked the first time in UT history that two Longhorns were chosen among the first five overall picks. Brown's Longhorns featured a pair of first-round picks in 2004 when Roy Williams (seventh pick) was taken by the Detroit Lions and Marcus Tubbs was selected by the Seattle Seahawks (23rd pick). The 2005 NFL Draft had Longhorns Cedric Benson (fourth pick) and Derrick Johnson (15th pick) in the first round. In the 2006 NFL Draft, Vince Young (third pick) and Michael Huff (seventh pick) were both first-round choices, and in 2007, Michael Griffin (19th pick) and Aaron Ross (20th pick) were selected in the opening round.

UT had four players selected in the first two rounds of the 2007 Draft with Justin Blalock and Tim Crowder chosen in the second round following Griffin and Ross. That marked the most Longhorns chosen in the first two rounds since 1982. Over his 16 years at UT, Brown had 71 players selected in the draft with 55 (77.5%) of those coming in the first four rounds.

A focus on academics also helped UT student-athletes produce all-time highs in the classroom over his final eight years. The Longhorns led the Big 12 in academic all-conference selections in five of his last eight seasons. From 2006-13, UT totaled 159 Academic All-Big 12 selections.

In 2010, DE Sam Acho became Texas' second winner of the Campbell Trophy, which has been likened to an "Academic Heisman." Acho also became the seventh Longhorn to be named two-time first-team Academic All-America. Texas registered two first-team Academic All-America honorees in Acho and OT Adam Ulatoski in 2009, after having also done so in 2007 with C Dallas Griffin and DT Derek Lokey. Griffin went on to earn UT's first Campbell Trophy,



which at the time was named the Draddy Trophy. QB Colt McCoy was a finalist for that award in 2009 and recognized as a National Football Foundation Scholar-Athlete, as were Griffin and Acho. In 2008, RB Chris Ogbonnaya also earned second-team Academic All-America honors. In 2013, that group was joined by deep snapper Nate Boyer, who earned his first Academic All-America nod.

Alongside academics, Brown's life skills program featured numerous seminars to prepare student-athletes for life after football, while Longhorns players made countless visits to area children's hospitals and served as tutors and mentors at schools across Austin. Never was that as evident as with Acho, who was named the 2010 Wuerffel Trophy winner for all-around excellence, and the 2010 ARA Sportsmanship Award winner, along with being selected as a member of the AFCA Good Works Team. Emmanuel Acho then joined his brother as back-to-back honorees on the Good Works Team, giving Texas four in seven years along with Vince Young and Colt McCoy. Nate Boyer was also named the 2012 Disney Spirit Award winner as the most inspirational player in college football, and earned the 2013 FWA Armed Services Award, while being named the 2013 NFF Legacy Award winner.

On the field, Brown guided the 2009 Longhorns to Texas' second National Championship Game appearance in five years and also matched the school record of 13 wins. The lone loss came in the title game to No. 1 Alabama after QB Colt McCoy was injured on the first series and did not return. Despite the loss of the National Player of the Year, Texas was within three points with the ball with just over three minutes remaining, and following the game, the polls kept the Longhorns ranked No. 2 -- their fourth Top Five ranking in six years. They also completed their ninth-consecutive 10-win season, which is the third-longest streak in NCAA history.

McCoy became UT's 20th unanimous All-American and won the Maxwell Award, Walter Camp Football Foundation National Player of the Year Award, Davey O'Brien Award, Manning Award and Utitas Golden Arm Award. He also became a two-time finalist for the Heisman Trophy. Shipley was a consensus All-America honoree and a finalist for the Biletnikoff Award, while S Earl Thomas also earned

BROWN'S CONFERENCE HONOR ROLL

Big 12 Offensive Player of the Year			
QB Colt McCoy	2009	OT Leonard Davis	2000
QB Colt McCoy	2008	DT Casey Hampton	1999, 2000
QB Vince Young	2005	RB Hodges Mitchell	1999, 2000
QB Major Applewhite	1999	QB Major Applewhite	1999
RB Ricky Williams	1998	WR Kwame Cavil	1999
		OG Roger Roesler	1999
		DT Shaun Rogers	1999
		OG Ben Adams	1998
		OT Jay Humphrey	1998
		TE Derek Lewis	1998
		WR Wane McGarity	1998
		RB Ricky Williams	1998
Big 12 Defensive Player of the Year			
DE Jackson Jeffcoat	2013		
DE Brian Orakpo	2008		
CB Aaron Ross	2006		
S Michael Huff	2005		
LB Derrick Johnson	2004		
DT Casey Hampton	2000		
ACC Offensive Player of the Year			
QB Drake Maye	2022		
ACC Defensive Player of the Year			
DT Marcus Jones	1995		
First-Team All-Big 12			
PK Anthony Fera	2013		
DE Jackson Jeffcoat	2013		
DE Alex Okafor	2012		
S Kenny Vaccaro	2012		
LB Emmanuel Acho	2011		
CB Carrington Byndom	2011		
DE Alex Okafor	2011		
S Kenny Vaccaro	2011		
KR Fozy Whittaker	2011		
DE Sam Acho	2010		
QB Colt McCoy	2009		
WR Jordan Shipley	2009		
S Earl Thomas	2009		
OT Adam Ulatoski	2009		
LB Sergio Kindle	2008		
DT Roy Miller	2008		
DT Brian Orakpo	2008		
OT Adam Ulatoski	2008		
RB Jamaal Charles	2007		
S Marcus Griffin	2007		
OT Tony Hills	2007		
OL Justin Blalock	2004, '05, '06		
DE Tim Crowder	2005, '06		
S Michael Griffin	2006		
CB Aaron Ross	2006		
C Lyle Sendlein	2006		
OG Kasey Studdard	2006		
WR Limas Sweed	2006		
OG Will Allen	2005		
CB Cedric Griffin	2005		
LB Aaron Harris	2005		
S Michael Huff	2004, '05		
OL Jonathan Scott	2004, '05		
TE David Thomas	2005		
DT Rodrigue Wright	2005		
QB Vince Young	2005		
RB Cedric Benson	2004		
LB Derrick Johnson	2002, '03, '04		
TE Bo Scaife	2004		
OG Tillman Holloway	2003		
DT Marcus Tubbs	2003		
CB Nathan Vasher	2003		
CB Rod Babers	2002		
OL Derrick Dockery	2002		
DE Cory Redding	2001, '02		
WR Roy Williams	2001, '02		
CB Quentin Jammer	2000, '01		
LB D.D. Lewis	2001		
OT Mike Williams	2001		
First-Team All-ACC			
QB Drake Maye	2022		
LB Cedric Gray	2022		
WR Josh Downs	2021, '22		
WR D'Yami Brown	2020		
RB Michael Carter	2020		
RB Javonte Williams	2020		
LB Chazz Surratt	2019, '20		
DB Dré Bly	1996, '97		
DE Greg Ellis	1995, '96, '97		
DE Vonnie Holliday	1997		
LB Kivuusama Mays	1995, '97		
C Jeff Saturday	1996, '97		
DB Robert Williams	1997		
KR Leon Johnson	1996		
TE Freddie Jones	1995, '96		
QB Chris Keldorf	1996		
LB Brian Simmons	1996		
DE Marcus Jones	1994, '95		
TE Greg DeLong	1994		
OT Ethan Albright	1993		
RB Curtis Johnson	1993		
DB Bracey Walker	1993		
RB Natrone Means	1991, '92		
C Randall Parsons	1992		
P Mike Thomas	1992		
OG Brian Bollinger	1991		
LB Tommy Thigpen	1991		
LB Dwight Hollier	1990		
OG Pat Crowley	1988, '89		
DL Cecil Gray	1989		
C Jeff Garnica	1988		
RB Kenard Martin	1988		
Big 12 Offensive Freshman of the Year			
RB Malcolm Brown	2011		
QB Colt McCoy	2006		
RB Jamaal Charles	2005		
QB Vince Young	2003		
RB Cedric Benson	2001		
WR Roy Williams	2000		
QB Major Applewhite	1998		
Big 12 Defensive Freshman of the Year			
CB Quandre Diggs	2011		
DE Brian Orakpo	2005		
DT Rodrigue Wright	2002		
LB Derrick Johnson	2001		
DE Cory Redding	1999		
ACC Rookie of the Year			
QB Drake Maye	2022		
QB Sam Howell	2019		
DB Dré Bly	1996		
RB Leon Johnson	1993		

consensus All-America honors and was a finalist for the Thorpe Award. Meanwhile, DE/LB Sergio Kindle became the first player in college football history to be named a finalist for both the Butkus Award and Hendricks Award, and also was named first-team All-America, along with C Chris Hall who was a finalist for the Rimington Trophy. In addition, K Hunter Lawrence was a semifinalist for the Groza Award and Sam Acho was a semifinalist for the Lott Trophy.

Texas was one second from an undefeated sea-

HEAD COACH MACK BROWN



BROWN'S FIRST AND SECOND ROUND NFL DRAFT PICKS

2021	2nd	Javonte Williams, RB	Denver Broncos
2013	1st	Kenny Vaccaro, S	New Orleans Saints
2011	2nd	Aaron Williams, CB	Buffalo Bills
2010	1st	Earl Thomas, S	Seattle Seahawks
	2nd	Sergio Kindle, LB	Baltimore Ravens
	2nd	Lamarr Houston, DT	Oakland Raiders
2009	1st	Brian Orakpo, DE	Washington Redskins
2008	2nd	Limas Sweed, WR	Pittsburgh Steelers
2007	1st	Michael Griffin, S	Tennessee Titans
	1st	Aaron Ross, CB	New York Giants
	2nd	Justin Blalock, OL	Atlanta Falcons
	2nd	Tim Crowder, DE	Denver Broncos
2006	1st	Vince Young, QB	Tennessee Titans
	1st	Michael Huff, S	Oakland Raiders
	2nd	Cedric Griffin, CB	Minnesota Vikings
2005	1st	Cedric Benson, RB	Chicago Bears
	1st	Derrick Johnson, LB	Kansas City Chiefs
2004	1st	Roy Williams, WR	Detroit Lions
	1st	Marcus Tubbs, DT	Seattle Seahawks
2002	1st	Mike Williams, OT	Buffalo Bills
	1st	Quentin Jammer, CB	San Diego Chargers
2001	1st	Leonard Davis, OT	Arizona Cardinals
	1st	Casey Hampton, DT	Pittsburgh Steelers
	2nd	Shaun Rogers, DT	Detroit Lions
1999	1st	Ricky Williams, RB	New Orleans Saints
	1st	Ebenezer Ekuban, DE	Dallas Cowboys
	2nd	Dré Bly, CB	St. Louis Rams
	2nd	Russell Davis, DT	Chicago Bears
1998	1st	Greg Ellis, DE	Dallas Cowboys
	1st	Vonnie Holliday, DT	Green Bay Packers
	1st	Brian Simmons, LB	Cincinnati Bengals
1997	2nd	Rick Terry, DT	New York Jets
	2nd	Freddie Jones, TE	San Diego Chargers
1996	1st	Marcus Jones, DT	Tampa Bay Buccaneers
1994	2nd	Bucky Brooks, WR	Buffalo Bills
1993	1st	Thomas Smith, DB	Buffalo Bills
	2nd	Natrone Means, RB	San Diego Chargers
1987	2nd	Eric Thomas, DB	Cincinnati Bengals

son in 2008, finishing 12-1 and ranked No. 4 in the AP poll and No. 3 in the USA Today Coaches Poll. The Longhorns capped the year with a Fiesta Bowl victory over No. 10 Ohio State, producing a school-record fifth-consecutive bowl win, including three BCS victories. McCoy, who set the NCAA single-season record for completion percentage (77.6), earned first-team All-America honors and was named the Walter Camp Football Foundation Player of the Year and runner-up for the Heisman Trophy. On defense, DE Brian Orakpo became UT's 19th unanimous All-American and won the Nagurski Trophy, Lombardi Award and Hendricks Award. Shipley also earned third-team All-America honors, while Cosby was a semifinalist for the Biletnikoff Award.

In 2007, the Longhorns capped their seventh consecutive 10-win season with a Holiday Bowl victory over No. 12 Arizona State, while also securing their fourth bowl win in consecutive years, a UT first. The Longhorns finished the season with a No. 10 national ranking in both polls, marking the fifth time in seven seasons they had finished in the Top 10. Along with Dallas Griffin winning the Draddy Trophy and two Academic All-Americans, OT Tony Hills earned first-team All-America honors from the Walter Camp Football Foundation, RB Jamaal Charles was named a semifinalist for the Doak Walker Award, S Marcus Griffin earned All-America honors from ESPN.com and DT Frank Okam was named third-team All-America by The Associated Press.

The 2006 Longhorns produced another 10-win season, finishing the year 10-3 after defeating Iowa in the Alamo Bowl. The Horns were ranked 13th in both polls at the end of year. Cornerback Aaron Ross won the Thorpe Award as the nation's top defensive back, and offensive lineman Justin Blalock was a finalist for both the Outland Trophy and the Lombardi Award. Ross and Blalock earned first-team All-America honors, while Hendricks Award finalist Tim Crowder and Lott Trophy semifinalist Michael Griffin were recognized as second-team All-Americans. McCoy, a redshirt freshman, earned National Freshman of the Year honors as he tied an NCAA record with 29 touchdown passes.

Brown had the most successful season of his career in 2005, leading Texas to

its first National Championship since 1970. Texas made a return trip to the Rose Bowl for its first appearance in the BCS National Championship game, where the Longhorns ended USC's 34-game winning streak and extended their own winning streak to 20 with a 41-38 victory. The team was led by Maxwell Award winner Vince Young. Young, who was also the Heisman runner-up and Davey O'Brien and Manning Award winner, finished his career as Texas' all-time winningest quarterback with a 30-2 record. Texas' offense set UT records in points scored (652) and total yards (6,657), while ranking first in the nation in scoring (50.2 ppg), second in rushing (274.9 ypg) and third in total offense (512.1 ypg). Texas was also highly ranked on defense. Led by UT's first-ever Thorpe Award winner Michael Huff, the Longhorns finished sixth in scoring defense (16.4 ppg) and 10th in total defense (302.9 ypg).

In 2004, the Longhorns managed their fourth consecutive 10-win season, while defeating six teams ranked in either the AP Poll or ESPN/USA Today Poll. It was also their third 11-win season in four years and was capped with Texas' first BCS selection and a Rose Bowl Championship over No. 13 Michigan. UT was led by All-Americans on both sides of the ball in senior RB and Doak Walker Award winner Cedric Benson and senior linebacker, Nagurski Trophy winner and Butkus Award winner Derrick Johnson.

Under his guidance in 2003, Texas rallied from a 4-2 start to post six straight victories and finished with a 10-3 record and a No. 12 national ranking. The Longhorns were led by a balanced offense and defense that was one of only four programs nationally that ranked among the NCAA's top 25 in total offense and total defense. Led by its first-ever Butkus Award finalist and consensus first-team All-American Derrick Johnson, UT's defense ranked 25th nationally allowing 329.9 yards per game.

Brown's 2002 squad finished with an 11-2 record and a No. 6 final ranking, posting back-to-back 11-win seasons for the first time in school history and consecutive Top 10 finishes for the first time since 1977-78. Texas capped the year with a victory over LSU in the Cotton Bowl. The Longhorns also won or shared the Big 12 South title for the third time in the previous four seasons. Led by first-team All-American and Lombardi Trophy finalist DE Cory Redding and first-team All-Big 12 performers Johnson and CB Rod Babers, the Texas defense finished ranked among the nation's top 16 for the fourth straight year. WR Roy Williams and consensus first-team All-American OL Derrick Dockery both earned first-team All-Big 12 honors as the Horns averaged 33.8 points per game (16th NCAA).

In 2001, Texas claimed the Big 12 South title for the second time. The Horns were ranked among the nation's Top 10 in 16 of the 17 polls and only a narrow 39-37 defeat at the hands of No. 9 Colorado in the Big 12 Championship game prevented Brown's team from likely playing for the national title. With a victory against No. 21 Washington in the Holiday Bowl, Texas posted a school record-tying 11 victories (11-2) for the first time since '83 and just the fifth time in school history. The win also secured the program's first Top-10 finish since that year. Led by unanimous first-team All-American and UT's first-ever Thorpe Award finalist CB Quentin Jammer and All-Americans LB D.D. Lewis and Redding, the Longhorns topped the nation in total defense. Offensively, OT Mike Williams earned first-team All-America honors and was joined by Roy Williams as first-team All-Big 12 selections. Benson set freshman records for rushing yards and rushing TDs en route to Big 12 Offensive Freshman of the Year honors.

MACK BROWN'S NFL DRAFT PICKS YEAR-BY-YEAR

2023: 4 (UNC)	2000: 1 (Texas)
2022: 4 (UNC)	1999: 3 (Texas) / 6 (UNC)
2021: 5 (UNC)	1998: 7 (UNC)
2020: 2 (UNC)	1997: 5 (UNC)
2013: 3 (Texas)	1996: 2 (UNC)
2012: 3 (Texas)	1995: 5 (UNC)
2011: 4 (Texas)	1994: 4 (UNC)
2010: 6 (Texas)	1993: 4 (UNC)
2009: 4 (Texas)	1992: 5 (UNC)
2008: 5 (Texas)	1991: 1 (UNC)
2007: 7 (Texas)	1990: 2 (UNC)
2006: 6 (Texas)	1989: 3 (UNC) / 2 (Tulane)
2005: 3 (Texas)	1988: 2 (Tulane)
2004: 4 (Texas)	1987: 1 (Tulane)
2003: 4 (Texas)	1986: 1 (Tulane)
2002: 2 (Texas)	1984: 0 (Appalachian State)
2001: 3 (Texas)	



UT's 2000 team rallied from a 3-2 start to run off six consecutive victories. The Horns fell to No. 8 Oregon in the Holiday Bowl and closed out the year with a 9-3 record (7-1, Big 12) and a final No. 12 national ranking, its best finish in the polls since 1983. RB Hodges Mitchell, a first-team All-Big 12 choice for a second consecutive year, became the first player in UT history to gain 1,000 rushing and 300 receiving yards in a season. His path was paved by consensus first-team All-American and Outland Trophy finalist OT Leonard Davis. DT Casey Hampton earned his second first-team All-America honor and was Big 12 Defensive Player of the Year.

Brown's 1999 squad registered a 9-5 record, claimed the Big 12 South Division Championship, and finished the year ranked No. 21 by the AP and No. 23 in the Coaches poll. WR Kwame Cavil set UT and Big 12 records with 100 receptions for 1,188 yards en route to second-team All-America and first-team All-Big 12 honors. QB Major Applewhite set UT marks with 3,357 passing yards and 21 TDs while earning co-Big 12 Offensive Player of the Year recognition.

In 1998, running back Ricky Williams ran away with virtually every major college football award. Williams claimed the Heisman Trophy, Maxwell Award, Walter Camp and Associated Press Player of the Year honors and the Dr. Pepper Doak Walker Award as Brown's first Texas team finished 9-3 and ranked 15th nationally. The Horns snapped No. 7 Nebraska's 47-game home winning streak that year and defeated No. 25 Mississippi St. in the Cotton Bowl, the Longhorns' first New Year's Day bowl win since 1981.

Born in Cookeville, Tenn., Brown was a three-sport star at Putnam County High School, where he lettered three times in football. He went on to attend Vanderbilt (1969-70) and graduated from Florida State. He lettered twice as a running back for the Seminoles (1972-73). An injury sidelined him for much of the '73 season and that led to the start of his coaching career as he became a student coach. He completed his bachelor's degree in education in 1974 and went on to earn a master's degree in administration from Southern Miss in 1976.

Brown began his full-time coaching career in 1975 at Southern Mississippi, where he worked with the receivers for three seasons. He earned a master's degree in administration from Southern Miss in 1976. Brown then coached the wide receivers at Memphis State in 1978 and at Iowa State in '79. He was promoted to offensive coordinator at Iowa State in 1980, and in his time in Ames, the Cyclones broke 17 school and Big Eight Conference offensive records and produced league leaders in rushing and total offense. Brown went on to lead the quarterbacks at LSU in 1982, when the Tigers went 8-2-1 and played Nebraska in the Orange Bowl.

In just his 10th season of full-time coaching, Brown became a head coach, taking over the Appalachian St. program in 1983. At the age of 32, he directed the Mountaineers to their first winning record in four years with a 6-5 slate. After one season, he left to become offensive coordinator at Oklahoma. In his only year on Barry Switzer's staff, the Sooners were 9-2-1, won the Big Eight title, and earned a berth in the Orange Bowl. Brown helped Oklahoma develop its best passing attack in years, as he coached quarterbacks Danny Bradley, a first-team All-Big Eight selection, and Troy Aikman, a three-time Super Bowl Champion signal caller with the Dallas Cowboys.

Brown became head coach at Tulane in 1985 and quickly went about rejuvenating the Green Wave's sagging football fortunes. Tulane had suffered three consecutive losing seasons before Brown's arrival, but by his third season in 1987, he led the Green Wave to a 6-5 mark and a berth in the Independence Bowl, just the program's fifth bowl game since 1940. That season, the Green Wave set school records for total offense and points, ranking 11th nationally in scoring (32.5 ppg). That remarkable season earned Brown a spot in the Independ-

dence Bowl Hall of Honor in 2002. He also served as athletics director his final two years at Tulane.

One of the most respected coaches in the game, Brown has served on numerous national committees, including president of the American Football Coaches Association. He has also served on the AFCA Ethics Committee and the AFCA Public Relations Committee. Brown has been a member of the NCAA Football Rules Committee and the NCAA Football Issues Committee. He has been chairman of the Football Coaches' Committee and a member of the Board of Directors of the College Football Association. Brown has been invited to coach in five postseason all-star games, including the Japan Bowl, Hula Bowl (twice) and East-West Shrine Game (twice). In March 2013, Brown was named the 2013 recipient of the Neyland Trophy, awarded annually by the Knoxville Quarterback Club for contributions to collegiate athletics.

Brown and his wife, Sally, have four children -- Matt, Katherine, Barbara and Chris -- and six grandchildren -- Tyler, Mack, Bailey, Caroline, Janie and Truett. Sally has enthusiastically involved herself in football team activities. In 1999, she retired as president of Marin Development in North Carolina. She is past president of the Public, Private Partnership (PPP), an organization that fostered improved relations between the University of North Carolina and the town of Chapel Hill. She also volunteered time to chair the fundraising efforts for the UNC Black Cultural Center and was a member of a Carolina Alumni Advisory Committee.

Brown's human touch and dedication to family is also evident in his involvement in the Austin community with Sally. In May 2012, they were named Couple of the Year at the Tenth Annual NFL Alumni Caring for Kids Banquet for their continued commitment to children, and for their overall commitment to be a charitable force in central Texas. The Browns served as honorary co-chairpersons of the Capital Campaign for the Helping Hands of Austin. They were instrumental

BROWN AND THE NFL DRAFT

- Dating back to 1986 when he was the head coach at Tulane, Mack Brown had a player selected in 28 straight NFL Drafts prior to 2014. In fact, Brown has had a player selected in the NFL Draft in 32 of his 34 drafts as a head coach.
- In 34 drafts as a head coach at Texas (1998-2013), North Carolina (1988-97, 2019-23), Tulane (1985-87) and Appalachian State (1983), Mack Brown has seen 141 of his former players selected in the NFL Draft.
- There have been 63 Tar Heels drafted under Mack Brown.

in the opening of The Rise School of Austin (an early childhood education program that integrates children who have disabilities with their typically developing peers) and served on the school's Board of Directors. Because of the Browns' dedication and longstanding personal commitment to the Rise School, a plan to build a permanent 20,000 square foot facility was announced on August 26, 2011, called the "Sally and Mack Brown Rise School of Austin." They lent their name along with the late legendary UT QB James Street to the annual James Street/Mack Brown Golf Tournament benefiting The Rise School.

The Browns also have contributed privately to numerous other causes in Austin, and in April 2011, Brown was named the Lady Bird Johnson Humanitarian Award Winner by the American Red Cross. In September 2008, he and Sally were named the Citizens of the Year for Caritas of Austin, which provides meals and aid for the homeless. The Browns themselves spent many hours serving food at Caritas.

Earlier that year, The University of Texas honored Brown with The Mack Brown Distinguished Chair for Leadership in Global Affairs. The Chair is part of the Robert S. Strauss Center for International Security and Law, a university-wide global affairs research center named for renowned lawyer and public servant Ambassador Robert S. Strauss. The center is part of the LBJ School of Public Affairs.

In June 2007, Brown paired with Attorney General of Texas Greg Abbott to commend fathers who provide a nurturing home for their children, and asked dads from across the state to join in the fight against domestic abuse. In May 2009, Brown went on an eight-day trip to visit U.S. troops in Germany, Turkey, Iraq, Kuwait, Djibouti and Spain as part of the Coaches Tour.

The Browns endorsed a Texas license plate, which was designed to raise public awareness for child abuse and neglect and the need for Court Appointed Special Advocates (CASA) volunteers. After the Bonfire tragedy at Texas A&M in 1999, the couple initiated a blood drive on the UT campus that attracted more than 250 blood donors.

COACHING STAFF



GENE CHIZIK

ASSISTANT HEAD COACH FOR DEFENSE
FOURTH YEAR AT UNC
(2015-16, 2022-PRESENT)



Gene Chizik, a 27-year veteran of collegiate coaching, returned to North Carolina for his second stint on Jan. 8, 2022. Chizik, who has won National Championships as a head coach at Auburn and a defensive coordinator at Texas, serves as the Assistant Head Coach for Defense on Mack Brown's staff. He returned to college coaching after spending the previous five years in the media with ESPN and the SEC Network.

In addition to his pair of National Championships, Chizik has also collected a number of top coaching awards. He's been the recipient of the Bear Bryant Award, the Liberty Mutual Coach of the Year Award, the Home Depot Coach of the Year Award, the Bobby Bowden Coach of the Year Award, the Amos Alonzo Stagg Coaching Award, the SEC Coach of the Year Award and the Broyles Award. Chizik was also a finalist for the Broyles Award during his first stint at Carolina.

In two seasons as defensive coordinator at UNC from 2015-16, Chizik turned around a unit that ranked No. 120 in yards per game the season prior to his arrival. Carolina was the nation's most improved Power 5 defense in 2015, averaging 14.5 points per game fewer than the previous year. UNC also had the most improved pass defense in the country in both efficiency and yards per pass attempt, and was the fifth-most improved team in passing yards per game. Carolina led the ACC in interceptions, turnovers gained, turnover margin and passes defended en route to a record-setting 11-3 season, a berth in the ACC Championship Game and a No. 15 final ranking in both national polls.

In 2016, Chizik led a defensive unit that continued to improve, lowering its yards per play to 5.37 and its yards per game to 408.1. The Tar Heels led the ACC and ranked 16th nationally in passing yards allowed. The unit also allowed the fewest touchdown passes in the ACC and ranked fourth nationally in the category. Carolina allowed just 24.9 points per game, which was an improvement of 14.1 points per game from when he took over after the '14 season.

Prior to his work in Chapel Hill, Chizik served as head coach at Auburn from 2009-12 and led the Tigers to three bowl victories, including the 2011 BCS Championship, which followed an undefeated 2010 season. He achieved unparalleled success at Auburn in his first three years as head coach. He won more games (30) than any other coach in the school's rich football history, including the school's first National Championship in more than 50 years. In addition, Chizik had an Academic Progress Rate (APR) of 970 or above in three of his four seasons, including a 985 in his third year and a 978 in his final season.

Chizik's second season at Auburn was one for the ages as the program won BCS and SEC Championships, while he earned Home Depot and Liberty Mutual National Coach of the Year honors, as well as AP SEC Coach of the Year accolades. The 2010 Auburn squad went a perfect 14-0, recording the program's first title since 1957, and its first conference crown since 2004.

Players under Chizik's tutelage earned several national awards, including the Heisman Trophy, Maxwell Award, Walter Camp Player of the Year Award, Lombardi Award and Thorpe Award. In fact, he is the only coach in college football history to coach three consecutive Thorpe Award (nation's top defensive back) winners from 2004-06.

After leaving Auburn in 2012, Chizik served as an analyst for ESPN, working primarily with the SEC Network. He also worked as a college football analyst with Sirius/XM radio.

Chizik was also heavily involved in college football reforms. In August of 2014, the NCAA invited him to serve on a 12-person committee tasked with examining the recruiting culture in college football and evaluating national letter of intent signing dates. The committee was organized in conjunction with the NCAA and reported to the Collegiate Commissioners Association.

Before being named Auburn's head coach, Chizik served two seasons as head coach at Iowa State (2007-08), two as Texas' defensive coordinator (2005-06), and three as Auburn's defensive coordinator (2002-04).

Chizik was the defensive coordinator at Texas under Coach Brown when the Longhorns captured the 2005 National Championship. The Longhorns ranked eighth nationally in scoring defense, 10th in total defense and fourth in pass efficiency defense. In 2006, Chizik's Longhorn defenders were second nationally against the rush (58.8 ypg.) after 12 games, including limiting No. 1 Ohio State to just 79 yards on the ground. His aggressive schemes resulted in 100 tackles for loss, 96 quarterback hurries and 30 takeaways during the 2006 regular season.

Chizik coached six Longhorns to All-America honors in his two seasons, including Aaron Harris, Michael Huff and Rod Wright in 2005, and Tim Crowder, Michael Griffin and Aaron Ross in 2006. His defensive players earned 18 All-Big 12 awards during his tenure.

In three years at Auburn as defensive coordinator, Chizik helped the Tigers to a 30-9 mark including an 18-6 Southeastern Conference record. During those 39 games, the Tigers were able to defeat nine Top 10 programs, win three bowl games, and hold 24 of 39 opponents to two touchdowns or less, including 14 that managed single digits against his aggressive, physical defenses. He also tutored three All-Americans in Karlos Dansby, Carlos Rogers and Junior Rosegreen and had nine players earn 10 first-team All-SEC honors. Chizik had 10 players over three seasons that went on to be NFL draft picks.

His run as Auburn's defensive coordinator culminated in 2004, when he helped guide the Tigers to a 13-0 season, an SEC Championship, and a Sugar Bowl victory, while earning the Frank Broyles Award as the nation's top assistant coach. That unit led the nation in scoring defense (11.3 ppg) and was fifth nationally in total defense, allowing just 277.6 yards per contest. Not only did they lead the nation in scoring defense, but they surrendered just four rushing touchdowns all season, including allowing none over the first eight games of the season. That vaunted 2004 defense featured eight of 11 starters that went on to play in the NFL, including 2005 first-round draft pick cornerback Rogers and defensive lineman Jay Ratliff, who earned All-Pro honors with the Dallas Cowboys in 2008.

In 2003, Auburn's defense saw eight of 11 starters go on to play in the NFL. Led by first-team All-SEC picks Dansby, DeMarco McNeil and Dontarious Thomas, Auburn was fifth nationally in total defense, seventh in rushing defense and ninth in the country in scoring defense. By allowing less than 300 yards of total offense in consecutive seasons in 2003 (281.6 ypg) and 2004 (277.6 ypg), it marked the first time at Auburn since a six-year run from 1985-90, that an Auburn defense had accomplished the feat in back-to-back campaigns.

In his first season at Auburn, Chizik took a club that was 39th nationally in total defense the season before he arrived and improved it to 26th in the country while holding three Top 10 teams - LSU, Alabama and Penn State - to less than 10 points each en route to victory.

Prior to his first stint at Auburn, Chizik was the defensive coordinator for four seasons (1998-01) at UCF, where he improved a unit that was 81st nationally in total defense before his arrival to one that was 16th in the country in 2001.

Chizik spent six seasons at Stephen F. Austin from 1992-97, overseeing the linebackers (1992-94) and secondary (1995-97). He began his coaching career as defensive coordinator (1986-88) at Seminole High School in St. Petersburg, Fla., before becoming a graduate assistant at Clemson for a pair of 10-win teams in 1988-89. Chizik then became the outside linebackers coach at Middle Tennessee State from 1990-91, where the Blue Raiders made consecutive I-AA playoff appearances and won 21 games in his two-year stint.

Chizik earned his bachelor's degree in education from Florida in 1985 and his master's in guidance and counseling from Clemson in 1991.

A Clearwater, Fla., native, Chizik and his wife, Jonna, have identical twin daughters, Landry Grace and Kennedy Danielle, and a son, Cally.

POSTSEASON EXPERIENCE

As a Coach

2022	Holiday Bowl (UNC)
2016	Sun Bowl (UNC)
2015	Russell Athletic Bowl (UNC)
2011	Chik-fil-A Bowl (Auburn)
2010	BCS National Championship (Auburn)
2009	Outback Bowl (Auburn)
2006	Alamo Bowl (Texas)
2005	BCS National Championship (Texas)
2004	Sugar Bowl (Auburn)
2003	Music City Bowl (Auburn)
2002	Capital One Bowl (Auburn)
1995	FCS Semifinals (SFA)
1993	FCS First Round (SFA)
1991	I-AA Quarterfinals (MTSU)
1990	I-AA Quarterfinals (MTSU)
1989	Gator Bowl (Clemson)
1988	Citrus Bowl (Clemson)

GENE CHIZIK COACHING YEAR-BY-YEAR

Year	School	Position
2022-	North Carolina	Assistant head coach for defense
2015-16	North Carolina	Defensive coordinator
2009-12	Auburn	Head coach
2007-08	Iowa State	Head coach
2005-06	Texas	Defensive coordinator/Linebackers
2002-04	Auburn	Defensive coordinator/Defensive backs
1998-01	UCF	Defensive coordinator/Secondary
1992-97	Stephen F. Austin	Defensive coordinator/Linebackers/Secondary
1990-91	Middle Tennessee State	Defensive Ends
1988-89	Clemson	Graduate Assistant/Linebackers
1986-88	Seminole HS	Defensive Coordinator/Inside linebackers

THE CHIZIK FILE

Born: December 28, 1961

Hometown: Clearwater, Fla.

Wife: Jonna

Children: daughters, Landry Grace and Kennedy Danielle, and son, Cally

Education: Florida, 1985; Clemson, 1991




COACHING STAFF



LONNIE GALLOWAY

ASSISTANT HEAD COACH/ PASSING GAME COORDINATOR
WIDE RECEIVERS COACH
FIFTH YEAR AT UNC



Lonnie Galloway, considered one of the nation's top developers of wide-receiver talent and one of the top recruiters, joined Mack Brown's staff as wide receivers coach on Dec. 11, 2018. Galloway was promoted to assistant head coach prior to the 2021 season and passing game coordinator prior to the 2023 season. He came to Chapel Hill after serving as co-offensive coordinator and wide receivers coach at Louisville for three seasons from 2016-18.

An Eden, N.C. native, Galloway has been an assistant at the collegiate level for the last 26 seasons, including stops at Elon (1996-02), East Carolina (2003-04), Appalachian State (2005-07), West Virginia (2008-10, 2013-15), and Wake Forest (2011-12).

During the 2022 season, Galloway led a receiving corps that drove the Carolina offense to a No. 11 ranking nationally in passing offense and a No. 26 ranking in scoring offense. Star pupil Josh Downs led the ACC in receptions (94), receptions per game (8.5) and receiving yards per game (93.5) en route to second-team All-America and first-team All-ACC honors. A two-time Biletnikoff Award semifinalist, Downs finished his UNC career ranking third all-time in receptions (202), fourth in receiving yards (2,483) and second in receiving TDs (22). With a second 1,000-yard season for Downs, Galloway has now mentored five receivers to 1,000-yard seasons over the past four years, which is tied for the most nationally. Antoine Green was the team's second-leading receiver, making 43 catches for 798 yards and seven TDs to earn third-team All-ACC recognition.

Galloway mentored a receiving unit in 2021 that helped UNC rank 10th nationally and third in the ACC in total offense (468.2 ypg) and 19th nationally and third in the ACC in scoring offense (35.2 ppg). The group was led by first-team All-ACC performer and Biletnikoff Award semifinalist Josh Downs, who caught 101 passes for 1,335 yards, both UNC single-season records. Downs is the fourth UNC receiver over the last three seasons under Galloway to eclipse 1,000 yards, which is tied for the second most in the country over that stretch. Downs became just the fourth player in ACC history to catch at least 100 passes in a season, and his 101 receptions are tied for third all-time on the ACC's single-season list. Antoine Green flashed his potential, finishing with by far the best numbers of his career. Green caught 31 passes for 612 yards (19.7 ypc) and five TDs, which included a mid-year stretch that saw him combine for 14 catches for 274 yards and four TDs against Notre Dame, Wake Forest and Pitt.

During the 2020 season, Galloway and his wide receivers were critical components in one of the nation's most explosive offenses. The unit averaged 537.2 yards per game and 41.7 points per game, both UNC records. In the passing game, the Tar Heels posted 301.4 yards passing per game (18th NCAA/2nd ACC) and ranked sixth nationally in 10+ yard plays (146), 7th in 30+ yard plays and tied for second in both 50+ and 60+ yard plays (10/5). Junior Dyami Brown became the first Carolina player to record multiple 1,000-yard seasons, finishing 2020 with 1,099 yards, a 20-yard-per-catch average and eight TDs. His 1,099 yards ranked first in the ACC and sixth nationally, while his eight TDs ranked second in the ACC and 18th nationally. Brown earned third-team AP All-America honors, was a semifinalist for the Biletnikoff Award, and claimed unanimous All-ACC first-team recognition. An early NFL Draft entrant, Brown finished his career seventh on UNC's all-time list in receiving yards (2,306) and tied for second in receiving TDs (21). Meanwhile, Dazz Newsome posted 54 receptions for 684 receiving yards and six TDs to finish his career with 188 catches for 2,435 yards and 18 TDs. Newsome's 188 career receptions rank third all-time at UNC, his 2,435 yards rank fifth, and his 18 TDs are tied for seventh.

In his first season at UNC, Galloway mentored a wide-receiving corps that helped Carolina rank 12th nationally in total offense at 474 yards per game and 25th in passing offense at 285.8 yards per game. The receiving trio of Dazz Newsome, Dyami Brown and Beau Corrales combined for 163 receptions, 2,627 yards and 28 TDs. The 28 TDs are tied for the third most in the Power 5 by a trio. Both Newsome and Brown were recognized on All-ACC teams after becoming the first receiving tandem in Carolina history to post 1,000-yard seasons. Newsome ranked third in the ACC and 23rd nationally in receptions per game (6.0), and both Brown (1,034) and Newsome (1,018) ranked in the top 40 nationally in receiving yards. Brown's 12 TDs tied the school record, ranking second in the ACC and tied for 12th nationally. Newsome's 10 scores ranked sixth in the league and were tied for 25th nationally.

At Louisville, Galloway helped produce one of the nation's highest-scoring offenses in 2016 and '17 as the Cardinals ranked among the top-five units in total offense and among the top 11 in scoring offense. The Cardinals averaged 538.8 yards and 40.3 points per game thanks in large part to Galloway's receiving corp and Lamar Jackson, who won the Heisman Trophy in 2016.

In 2017, Louisville set school records for most total yards, while finishing fourth in passing yards and points. The Cardinals scored over 25 points and produced at least 400 yards of offense in 12 games, while passing for over 300 yards in nine contests.

Galloway saw his wide-receiver unit post outstanding numbers in 2017, with Jaylen Smith leading the way. A first-team All-ACC selection, Smith led the club with 60 receptions for 980 yards -- the highest total since 2007 -- and seven scores.

The 2016 campaign also was one of the most prolific in school history, finishing third in the nation in total offense, while scoring over 40 points seven times. The Cardinals averaged 532.7 yards per game and 42.5 points per game.

Spending two different stints at West Virginia (2008-10, 2013-15), Galloway enjoyed tremendous success in guiding the wide receivers at West Virginia. He was instrumental in developing an explosive Mountaineer offensive attack. In 2015, West Virginia was ranked 23rd nationally in total offense with 479.7 yards of offense, including 251 yards through the air.

Galloway, who has had four wide receivers drafted since 2012, tutored 2014 NFL Draft picks Kevin White and Mario Alford. White was one of the nation's top players in 2014, when he helped lead the ninth-ranked WVU passing offense in the country and the 12th-ranked offense nationally. Following the season, White was named to 16 different All-America teams and was the No. 7 pick by the Chicago Bears.

White, who was a finalist for the Biletnikoff Award and a semifinalist for the Maxwell Award, set six school records, finished No. 6 nationally in receptions per game and receiving yards per game and No. 12 in receiving touchdowns.

Alford, an All-American and a seventh-round draft selection of the Cincinnati Bengals, was No. 9 in the Big 12 in receptions per game and receiving yards per game and was No. 1 in receiving touchdowns.

In his first go-around at WVU, Galloway helped the Mountaineers to three bowl appearances, including a win over North Carolina in the 2008 Meineke Car Care Bowl. Three of WVU's touchdowns versus the Tar Heels came via the pass in a 31-30 win. The Mountaineers were co-BIG EAST champions in 2010 and also reached the 2010 Konica Minolta Gator Bowl.

During Galloway's first stint at West Virginia, the Mountaineers went 27-12 with three consecutive 9-4 seasons. In 2010, the Mountaineers ranked second in the BIG EAST in both passing offense and total offense while leading the league in passing efficiency. WVU receiver Jock Sanders ranked second in the BIG EAST in receiving in both 2009 and '10.

Galloway was named the 2010 BIG EAST Recruiter of the Year by ESPN.com. While recruiting South Carolina, Georgia and Florida, Galloway, signed a pair of first-round selections, wide receiver Tavon Austin and defensive end Bruce Irvin.

Before joining the Mountaineers' staff, Galloway spent two seasons at Wake Forest, serving as wide receivers coach and co-passing game coordinator.

In his first season with the Demon Deacons in 2011, Galloway's wideouts were on the receiving end of a school-record 3,291 passing yards. Chris Givens was named first-team All-ACC after leading the conference in receiving yards per game (102.3). Givens also set the school record for receiving yards in a season with 1,330 on 83 catches and caught nine touchdowns. He was picked by St. Louis -- now Los Angeles -- in the fourth round of the 2012 NFL Draft.

Galloway coached for three seasons at Appalachian State, where he oversaw the split ends from 2005-07. He helped the Mountaineers to three FCS National Championships and coached three receivers who earned All-America honors.

From 2003-04, Galloway was the wide receivers coach at East Carolina, where he tutored Terrence Copper, who earned All-Conference USA honors while setting school records for receptions and receiving yards in a season.

A 1994 graduate of Western Carolina, Galloway was a four-year letterman who threw for 5,545 yards, the second-highest total in school history. He was a first team All-Southern Conference selection in 1993, when he led the Southern Conference in total offense with 231.9 yards per game. Galloway was a 2015 inductee into the Western Carolina Hall of Fame.

Galloway finished second in the nation in passing efficiency as a junior in 1992 with a 167.4 rating. He earned three SoCon Offensive Player of the Week awards and produced a 322-yard passing game against Georgia Southern in 1993. Galloway finished his career with 6,832 career total yards, while completing 355-of-639 career passes for 5,545 yards and 30 touchdowns.

After spending the 1995 season with the Charlotte Rage of the Arena Football League, Galloway started his coaching career in 1996 at Elon, where he served as the quarterbacks and wide receivers coach through 2002.

POSTSEASON EXPERIENCE

As a Coach

2022	Holiday Bowl (North Carolina)
2021	Duke's Mayo Bowl (North Carolina)
2020	Orange Bowl (North Carolina)
2019	Military Bowl (North Carolina)
2017	TaxSlayer Bowl (Louisville)
2016	Citrus Bowl (Louisville)
2016	Cactus Bowl (West Virginia)
2014	Liberty Bowl (West Virginia)
2011	Music City Bowl (Wake Forest)
2010	Champ Sports Bowl (West Virginia)
2009	Gator Bowl (West Virginia)
2008	Meineke Car Care Bowl (West Virginia)
2005, '06/'07	FCS National Champions (App State)

LONNIE GALLOWAY COACHING YEAR-BY-YEAR


Year	School	Position
2021-	North Carolina	Assistant head coach/Wide receivers
2019-20	North Carolina	Wide receivers
2016-18	Louisville	Co-offensive coordinator/Wide receivers
2013-15	West Virginia	Assistant head coach/Wide receivers
2011-12	Wake Forest	Wide receivers/Co-passing game coordinator
2008-10	West Virginia	Wide receivers
2005-07	Appalachian State	Split ends
2003-04	East Carolina	Wide receivers
1996-2002	Elon	Quarterbacks/Wide receivers

THE GALLOWAY FILE

Born: May 11, 1971
Hometown: Eden, N.C.
Wife: Winslow
Children: daughter, Anna, and sons, Hayes and Griffith
Education: Western Carolina, 1994







TOMMY THIGPEN

CO-DEFENSIVE COORDINATOR/ILB
12TH YEAR AT UNC
(1998-99, 2005-08, 2018-PRESENT)

Former All-ACC linebacker and veteran coach Tommy Thigpen joined the Carolina football staff in January of 2018 to serve as safeties coach under then-head coach Larry Fedora. When Mack Brown was hired following the '18 season, Thigpen was retained and elevated to co-defensive coordinator and inside linebackers coach. Thigpen, who played at Carolina for Mack Brown, was a graduate assistant under Carl Torbush and spent four seasons coaching linebackers under John Bunting and Butch Davis.

In addition to being a standout coach, Thigpen is widely considered one of the top recruiters in college football. He was named National Recruiter of the Year by Rivals.com in 2013 after helping to sign the No. 5 recruiting class in the nation at Tennessee. Thigpen was also honored by Rivals as one of the nation's top-25 recruiters in 2007 while at Carolina.

During the 2022 season, Thigpen mentored an inside linebacker group headlined by Cedric Gray and Power Echols. Gray, who earned second-team All-America and first-team All-ACC honors, led the Power 5 in tackles (145) and solo tackles (82). He also led the team with 12 TFL to go along with a sack, two INTs, six PBU, three forced fumbles and two fumble recoveries. Echols garnered honorable mention All-ACC honors after ranking sixth in the Power 5 in solo tackles with 70. He finished the year with 103 total tackles, two sacks, five TFL, seven pressures, an INT, two PBU and a forced fumble.

Thigpen's inside linebacker group was a bright spot for the Carolina defense in 2021. Jeremiah Gemmel and Gray combined to post 175 tackles, four sacks and 13.5 TFL. Gemmel finished second on the team with 75 tackles to go along with 1.5 sacks, 6.5 TFL, an INT, three PBU, seven pressures and a forced fumble en route to third-team All-ACC honors. Gray led the team in tackles with 100, which was tied for the fourth most in the ACC. He added 2.5 sacks, seven TFL, two INTs, three PBU, a forced fumble and a fumble recovery.

In his third year at Carolina, Thigpen helped coordinate a defense that produced 36 sacks, the most for a Carolina defense since 2000 and tied for fifth nationally. The scoring defense, total defense and rushing defense all ranked in the Top 35 nationally of teams that played at least 10 games. The unit produced a first-team All-American in linebacker Chazz Surratt and four players who earned All-ACC honors. Thigpen's inside linebackers led the team in tackles with Surratt posting 91 and Gemmel notching 78. The duo also combined for 8.5 sacks, 13.5 TFL and 13 pressures.

Thigpen helped engineer a number of improvements in the Tar Heel defense, which was one of the nation's top five most improved units in total defense, scoring defense and rushing defense, in his second year at Carolina in 2019. UNC allowed 373.2 yards per game, which was almost a 75-yard per game improvement over the previous season, and bolstered its ranking by 56 positions. The scoring defense improved by 63 spots after holding opponents to 10.8 points less per game, and the rushing defense jumped 60 spots after allowing 75.3 yards fewer per game. In addition, the defense surged up 60 spots in opponent third-down percentage and tallied seven more INTs than the prior year. Individually, Thigpen mentored a trio of inside linebackers in Gemmel, Surratt and Dominique Ross that combined for 243 tackles, 11 sacks, 26.5 TFL, 16 pressures, two INTs and five forced fumbles. Thigpen tutored QB-turned-LB Surratt to first-team All-ACC honors.

Thigpen came to Carolina after spending five seasons at Tennessee (2013-17) as the linebackers coach and, beginning in 2016, the defensive run game coordinator. In Knoxville, Thigpen coached linebackers A.J. Johnson, Curt Maggitt and Jalen

Reeves-Maybin to All-SEC honors. The Volunteers won three straight bowl games in his time at UT.

Prior to heading to Knoxville, Thigpen spent four seasons at Auburn, where he mentored the safeties (2009-11) and linebackers (2012). Under former Carolina defensive coordinator Gene Chizik, Thigpen helped the Tigers to the BCS National Championship in 2010, a season during which Auburn ranked ninth in the country in rush defense at 109.1 yards per game.

Safety Zac Etheridge registered 69 tackles, second-most on the team. Etheridge earned All-SEC honorable mention honors. As a group, Thigpen's safeties combined for 186 tackles, 2.5 tackles-for-loss and three interceptions. In Auburn's two biggest games that year, Thigpen directed a unit that helped hold South Carolina to just 17 points in the SEC Championship Game and Oregon to 19 points in the BCS National Championship Game. The Tigers defense held the high-powered Ducks 28 points under their season average and produced a pair of interceptions.

During his first season at Auburn, the Tigers ranked 17th in the nation in opponent third down conversion percentage (32.8) and forced 24 turnovers. His safeties helped the Auburn defense rank 31st nationally in pass defense efficiency and picked off 17 passes, tied for third most in the SEC. Thigpen instructed Daren Bates in 2009, who was named to the SEC All-Freshman team after starting all 13 games and ranking fourth on the team with 70 tackles as a true freshman.

Prior to his tenure at Auburn, Thigpen coached the linebackers at North Carolina for four seasons from 2005-08. He tutored UNC's leading tacklers in each of his four seasons in Chapel Hill, coaching eventual standouts including Zach Brown, Bruce Carter and Quan Sturdivant.

Thigpen coached for two years at Illinois, serving as the cornerbacks coach in 2003 and the linebackers coach in 2004.

In 2001-02, he coached cornerbacks and was the special teams coordinator at Bowling Green State. At Bowling Green State, Thigpen helped coach one of the Mid-American Conference's top defenses, leading the MAC in turnover margin in 2002. BGSU also finished second in the MAC in pass efficiency defense, while Thigpen's special teams also were impressive, blocking seven punts and one field goal.

Thigpen began his coaching career as a UNC graduate assistant in 1998-99. He then coached linebackers at Tennessee State in 2000.

A Parade All-American and Virginia Defensive Player of the Year at Potomac High School in Dumfries, Va., Thigpen earned four letters at North Carolina from 1989-92 and secured his bachelor's degree in political science. He was a three-time All-ACC linebacker, earning first-team honors in 1991. Thigpen was co-captain of the 1992 team that went 9-3 and beat Mississippi State in the Peach Bowl, the first of

POSTSEASON EXPERIENCE

As a Coach	
2022	Holiday Bowl (North Carolina)
2021	Duke's Mayo Bowl (North Carolina)
2020	Orange Bowl (North Carolina)
2019	Military Bowl (North Carolina)
2016	Music City Bowl (Tennessee)
2016	Outback Bowl (Tennessee)
2015	TaxSlayer Bowl (Tennessee)
2011	Chik-Fil-A Bowl (Auburn)
2011	BCS Championship (Auburn)
2010	Outback Bowl (Auburn)
2008	Meineke Car Care Bowl (UNC)
1998	Las Vegas Bowl (North Carolina)

As a Player	
1992	Peach Bowl (North Carolina)

six bowl games for the Tar Heels in the 1990s. Thigpen went on to play professionally for the New York Giants in 1993-94 and the Barcelona Dragons in 1995-96 before beginning his coaching career.

TOMMY THIGPEN COACHING YEAR-BY-YEAR					
Year	School	Position	Year	School	Position
2019-	North Carolina	Co-def. coordinator/LBs	2005-08	North Carolina	Linebackers
2018	North Carolina	Safeties	2004	Illinois	Linebackers
2016-17	Tennessee	Defensive run game coordinator/Linebackers	2003	Illinois	Cornerbacks
2013-15	Tennessee	Linebackers	2001-02	Bowling Green State	Cornerbacks/Special teams coordinator
2012	Auburn	Linebackers	2000	Tennessee State	Linebackers
2009-11	Auburn	Safeties	1998-99	North Carolina	Graduate assistant

THE THIGPEN FILE

Born: March 17, 1971

Hometown: El Dorado, Ark.

Wife: Jacinda

Children: daughters, Asia and Naja

Education: North Carolina, 1992



COACHING STAFF




CHARLTON WARREN

CO-DEFENSIVE COORDINATOR/DEFENSIVE BACKS



THIRD YEAR AT UNC
(2015-16, 2022)



Charlton Warren, an 18-year veteran of collegiate coaching, joined Mack Brown's staff on Jan. 8, 2022 as co-defensive coordinator and defensive backs coach. Warren, who was named one of the nation's top recruiters by 247Sports, brings eight years of defensive-coordinator experience and 16 years of experience coaching in the secondary. He came to Chapel Hill after spending the previous season as the defensive coordinator and linebackers coach at Indiana.

Prior to his time at Indiana, Warren spent two seasons on the Georgia defensive staff coaching the defensive backs. During that time, he helped the Bulldogs to two SEC East titles and two New Year's Six bowls. In 2020, the Georgia defense finished second in the SEC and 12th in the nation in total defense, and they were second in the SEC and 16th nationally in scoring defense. In addition, Warren's secondary produced four NFL Draft picks, including first-rounder Eric Stokes and second-rounder Tyson Campbell.

In his first season at Georgia, Warren was part of a coaching staff that led the Bulldogs to their third straight season with 11 or more wins. Georgia led the nation in scoring and rushing defense, ranking among FBS leaders in several other categories. The leader of Warren's first group in the secondary was safety J.R. Reed, a 3-year starter who earned first-team All-America status and was a finalist for the Thorpe Award.

Warren spent the 2018 season coaching cornerbacks at Florida and the 2017 season coaching Tennessee's defensive backs and serving as the program's special teams coordinator. In addition to stops at North Carolina (2015-16) and Nebraska (2014), Warren worked at the U.S. Air Force Academy, his alma mater, from 2005-13 in a variety of roles.

With the addition of Warren on staff, Florida's defense made huge improvements in 2018 compared to the prior season, including going from T-81st in the FBS for takeaways with 17 to T-11th with 26 and shooting from T-125th in fumble recoveries with three to T-12th with 12. The Gators' pass efficiency defense (112.69 - 17th), scoring defense (20.0 - 20th) and sacks per game (2.85 - T-20th) also all improved with Warren's help. During that year, Warren developed C.J. Henderson, who went on to be selected ninth overall in the 2020 NFL Draft.

Off the field, Warren proved to be one of the Gators' top recruiters during his one-year stop. He is credited with helping Florida sign Trey Dean III in 2018 and defensive backs Jaydon Hill, Chester Kimbrough and Chris Steele in 2019.

Warren molded Tennessee's pass defense into one of the stingiest in the SEC during the 2017 season, allowing the second-fewest passing yards (1,950) and yards per game (161.7). The Volunteers pass efficiency defense (127.8) was good enough for seventh in the league. The Volunteers were also one of just five SEC schools to return a kickoff for a touchdown in 2017.

Under Warren's watch at UNC, the Tar Heels posted the 10th best passing defense in the NCAA in 2016, allowing only 180.8 yards per game through the air.

In his first year in Chapel Hill, Warren played a major role for a Tar Heel defense that allowed 14.5 fewer points from the previous season, the best improvement of any Power 5 program. UNC also had the most improved pass defense in the country in both pass efficiency and yards per pass attempt. The Tar Heels led the ACC in interceptions, turnovers gained and passes defended while posting an 11-3 record and earning a berth in the ACC Championship Game. The 2015 Tar Heels allowed only 11 passing touchdowns, the fourth fewest in the NCAA.

In 2014, Warren helped Nebraska's defense rank fifth nationally in pass efficiency defense and 32nd in passing yards allowed. The Huskers ranked second nationally in completion percentage (48.5), 13th in yards per passing attempt (6.1) and 19th in touchdown passes (15).

Warren began his coaching career at his alma mater, Air Force, where he spent nine seasons beginning in 2005. He spent three seasons as secondary coach/recruiting coordinator, three seasons as co-defensive coordinator/secondary coach/recruiting coordinator, and was promoted to associate head coach/defensive coordinator in 2012.

In 2011, the Air Force pass defense ranked third in NCAA passing yards allowed at 166.8 yards per game and was second in 2010 by allowing 147.8 yards per game.

The 2009 Falcons defense ranked seventh nationally with 20 interceptions and led the nation in turnover margin. In addition, that 2009 defense ranked in the top 20 nationally in passing yards allowed (5th), total defense (11th) and pass efficiency defense (17th).

In addition to his coaching experience on the collegiate level, Warren participated in the NFL minority internship program in 2007 with the Houston Texans. He spent training camp with the Texans, and assisted with the defensive and special teams units.

Warren graduated from Air Force in 1999 with a bachelor's degree in Human Factors Engineering. While stationed at Warner Robins AFB from 2000-03, where he was a C-130 avionics program manager, he earned an MBA from Georgia College and State University. Before returning to the Academy in 2005, Warren was stationed at Eglin AFB, Fla., as an air-to-ground weapons program manager for the Air Armament Center.

During his time at Air Force, Warren was a three-year letterman at defensive back for the Falcons, helping the program achieve consecutive 10-win seasons in 1997 and '98, including a 12-1 record and an outright conference title in 1998.

Warren has three children, Jayree, Teya and Chase.

POSTSEASON EXPERIENCE

As a Coach

2022	Holiday Bowl (North Carolina)
2020	Peach Bowl (Georgia)
2019	Sugar Bowl (Georgia)
2018	Peach Bowl (Florida)
2016	Sun Bowl (North Carolina)
2015	Russell Athletic Bowl (North Carolina)
2014	Holiday Bowl (Nebraska)
2012	Armed Forces Bowl (Air Force)
2011	Military Bowl (Air Force)
2007-10	Armed Forces Bowl (Air Force)

CHARLTON WARREN COACHING YEAR-BY-YEAR

Year	School	Position	Year	School	Position
2022	North Carolina	Co-Defensive coordinator/ Defensive backs	2014	Nebraska	Defensive backs
2021	Indiana	Defensive coordinator	2012-13	Air Force	Assistant head coach/ Defensive coordinator/ Defensive backs
2019-20	Georgia	Defensive backs	2008-11	Air Force	Co-Defensive Coordinator/ Defensive backs/ Recruiting Coordinator
2018	Florida	Cornerbacks	2005-07	Air Force	Defensive Backs/ Recruiting Coordinator
2017	Tennessee	Defensive backs/Special teams coordinator			
2015-16	North Carolina	Defensive backs			

THE WARREN FILE

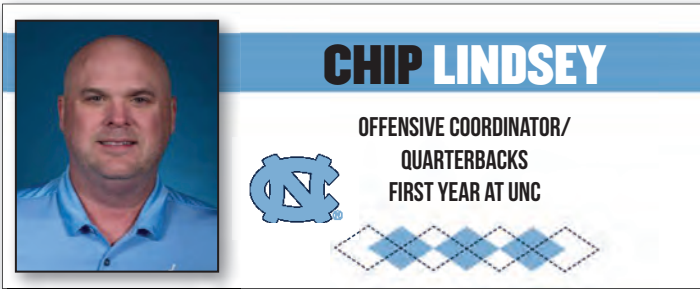
Born: Jan. 17, 1977

Hometown: Atlanta, Ga.

Children: daughters, Jayree and Teya, and son, Chase

Education: Air Force 1999; Georgia College and State University 2003





Chip Lindsey joined the Carolina football program in December of 2022 as the offensive coordinator and quarterbacks coach. A 26-year coaching veteran, Lindsey is one of the nation's most innovative offensive minds and brings experience as a head coach, offensive coordinator and quarterbacks coach to UNC. He's overseen offenses that have averaged at least 30 points per game in eight of his 11 seasons as a full-time staff member at the collegiate level. Lindsey came to Chapel Hill after one season as offensive coordinator and quarterbacks coach at UCF.

During his lone season as offensive coordinator at UCF, Lindsey guided an offense that ranked 26th nationally in scoring (34.4 ppg), 11th in total offense (480.6 ypg), and eighth in rushing offense (236.1 ypg). The Knights' rushed for 200 or more yards in nine games in 2022 and their 33 rushing TDs led the AAC and tied for 10th nationally.

Lindsey spent the previous three years as head coach at Troy. During his second season, Troy ranked 21st nationally and second in the Sun Belt in passing yards per game (290.2). The Trojan offensive line ranked third nationally in Pro Football Focus pass blocking efficiency ratings, allowing just nine sacks, six quarterback hits and 45 hurries for 60 total pressures.

In Lindsey's first season at Troy, the Trojans topped the 500-yard mark in total offense on six different occasions to tie the program's DI record and scored 35-plus points eight times, which was the second most in program history and fourth most in Sun Belt history. The Trojans finished ninth nationally in passing offense (313.2), 25th in scoring offense (33.8) and 18th in total offense (456.3).

Lindsey guided quarterback Kaleb Barker to one of the best seasons in Troy history. Barker finished third nationally in completions per game (24.92), fifth in yards per game (302.3), fourth in 300-yard passing games (six) and 14th in touchdown passes (30).

During the 2017-18 campaigns, Lindsey served as the offensive coordinator and quarterbacks coach at Auburn. The Tigers defeated Pac-12 Champion Washington and nationally-ranked Texas A&M during the 2018 campaign en route to thumping Purdue in the Music City Bowl.

In 2017, Auburn became just the eighth team in SEC history, and the first in Auburn history, to rush and pass for 3,000 yards in a season. The Tigers ranked 26th nationally in total offense and set an Auburn record scoring 327 points in SEC play. Auburn won the SEC West Division after knocking off a pair of top-ranked teams in Georgia and Alabama over a three-week period.

All-SEC quarterback Jarrett Stidham, the second Auburn player ever to throw for 3,000 yards in a season, led the conference and ranked ninth nationally in completion percentage. Running back Kerryon Johnson was SEC Offensive Player of the Year, and Ryan Davis set an Auburn receiving record with 84 catches. Lindsey's first stint at Auburn as an offensive analyst in 2013 resulted in the Tigers winning the SEC Championship and an appearance in the BCS National Championship game.

Lindsey returned to Auburn from Arizona State, where he served as offensive coordinator and quarterbacks coach in 2016. The Sun Devils started 5-1 (before losing three quarterbacks to injury), while running back Kalen Ballage tied an NCAA record scoring eight TDs in a 68-55 win over Texas Tech.

As offensive coordinator at Southern Miss from 2014-15, he developed Con-

ference USA 2015 Offensive Player of the Year and NFL quarterback Nick Mullens, who ranked second in the league in passing yards (4,145) and TD passes (36) and ranked in the top eight nationally.

The Southern Miss offense broke five single-season school records in 2015: completions (312), passing yards (4,263), total offense yards (6,758), TDs (67) and points (528), as the Golden Eagles recorded nine wins, a Conference USA West title and a berth in the Heart of Dallas Bowl against Washington.

Lindsey's 2015 Golden Eagle offense ranked fifth in the nation in total TDs, seventh in total points, eighth in total passing yards and completions and 12th in points per game and passing yards per game. The national leader with 102 explosive plays, Southern Miss was just the second school in FBS history with a 4,000-yard passer, a 1,000-yard receiver and two 1,000-yard rushers.

Prior to his first stint at Auburn, Lindsey served as head coach at Spain Park (Alabama) High School in 2011 and 2012, leading the school to its first 6A regional championship.

Lindsey served as quarterbacks coach at Troy in 2010, following a long and distinguished career as a prep coach in Arkansas, Alabama and Georgia (1997-2009) in football and baseball. At Troy, he coached the Sun Belt Freshman of the Year Corey Robinson and helped guide the Trojans to their fifth consecutive Sun Belt Championship. Robinson set a school record for completions (321) that season while his 3,726 passing yards rank as the second most in Troy history. The Trojans totaled the second most passing touchdowns (33) and most completions (340) in a season in school history.

A two-time Coach of the Year honoree (2008-09) at Lassiter (Georgia) High School, Lindsey guided the development of Parade All-American Hutson Mason, who broke every single-season state passing record in 2009, including passing yards (4,560) and TDs (54). The Trojans went 12-1 and won a regional championship in 2009--and Lindsey received state Coach of the Year honors from the Atlanta Falcons and the Cobb County Touchdown Club. The Associated Press, Marietta Daily Journal and Cobb County Touchdown Club named him the 2008 Georgia Coach of the Year.

Lindsey served as offensive coordinator at Hoover (Alabama) High School in 2007 as the team finished 10-2 and advanced to the third round of the state playoffs. Lindsey's first experience as a head coach came from 2005-06 at Colbert Heights (Alabama) High School, where he earned 2006 Coach of the Year honors from the Florence Times-Daily. He spent the 1997-2004 seasons as an assistant coach, including Deshler and Sparkman high schools in Alabama and Springville High School in Arkansas.

Lindsey played football at the University of North Alabama before transferring as a student to Alabama, where he received his bachelor's degree in history and English in 1997.

He earned a master's in educational leadership from the University of Phoenix in 2005. A native of Madison, Alabama, Lindsey graduated from Bob Jones High School, where he was a three-sport letterman.

He and his wife Cecily have four children: Claire, Caroline, Cooper and Conner.

POSTSEASON EXPERIENCE

As a Coach

2022	Duke's Mayo Bowl (UCF)
2018	Music City Bowl (Auburn)
2017	Peach Bowl (Auburn)
2013	BCS Championship (Auburn)
2010	New Orleans Bowl (Troy)

CHIP LINDSEY COACHING YEAR-BY-YEAR

Year	School	Position	Year	School	Position
2023	North Carolina	Off. Coordinator/QB's	2011-12	Spain Park (Ala.) HS	Head Coach
2022	UCF	Off. Coordinator/QB's	2010	Troy	Quarterbacks
2019-21	Troy	Head Coach	2008-09	Lassiter (Ga.) HS	Head Coach
2017-18	Auburn	Off. Coordinator/QB's	2007	Hoover (Ala.) HS	Offensive Coordinator
2016	Arizona St.	Off. Coordinator/QB's	2005-06	Colbert Heights (Ala.) HS	Head Coach
2014-15	Southern Miss.	Offensive Coordinator	2000-04	Deshler (Ala.) HS	Assistant Coach
2013	Auburn	Offensive Analyst	1999	Sparkman (Ala.) HS	Assistant Coach
			1997-98	Springville (Ark.) HS	Assistant Coach

THE LINDSEY FILE

Born: September 9, 1974
Hometown: Madison, Ala.
Wife: Cecily
Children: daughters, Claire and Carolina and sons, Cooper and Conner
Education: Alabama, 1997



COACHING STAFF



LARRY PORTER

**SPECIAL TEAMS COORDINATOR /
RUNNING BACKS
THIRD YEAR AT UNC**



Larry Porter, a 27-year coaching veteran and two-time national recruiter of the year, was hired to coach running backs at UNC by Mack Brown on Jan. 29, 2021. This is the second time Coach Brown and Porter have worked together having done so at Texas during the 2013 season, and the second stint for Porter at Carolina.

Aside from being a top recruiter, Porter is a three-time Broyles Award nominee, has developed numerous NFL prospects both at his position and through his work on special teams, and has been part of 19 bowl teams since 2002. He returned to Carolina after a four-year stint at Auburn, where he coached tight ends and H-backs and served as the special teams coordinator for the previous three seasons.

Porter's running back room was ravaged by injury during a 2022 season that saw four different backs earn a start, which doesn't take into account presumed starter British Brooks, who missed the entire season after picking up an injury in fall camp. As a team, the Heels rushed for 153.5 yards per game, which ranked sixth in the ACC. Elijah Green started the final six games of the season and rushed for 558 yards and eight TDs. True freshman Omarion Hampton added 401 yards and six TDs, while Caleb Hood, D.J. Jones and George Pettaway combined to contribute 467 yards and three TDs.

The Heels saw marked improvements on special teams during 2022. Punter Ben Kirnan finished the year averaging 46.8 yards per punt, which would have ranked fourth nationally and first in the ACC had he qualified on attempts. He also ranked sixth nationally in net punting en route to third-team All-ACC honors. The return teams excelled as well, finishing 13th nationally and second in the ACC in punt return average (13.3 ypr) and ninth nationally and fourth in the league in kickoff return average (23.7 ypr). Overall, Carolina improved 63 spots to No. 20 in ESPN's Special Teams Efficiency rankings.

During his first season back at Carolina, Porter led a running back room that helped the Tar Heels lead the ACC in rushing yards. Ty Chandler was the team's leading rusher in his lone year in Chapel Hill, finishing the season with 1,092 rushing yards and 13 TDs on 182 carries (6.0 ypc). He also caught 15 passes for 216 yards and a TD. An All-ACC second teamer, Chandler produced the third-most rushing yards in the ACC and the most rushing TDs by a running back in the league. British Brooks came on strong towards the end of the year, tallying 285 yards and three TDs over the final three games of the season.

A Broyles Award nominee in 2020 at Auburn, Porter's special teams units were led by Groza Award semifinalist Anders Carlson, who went 20-of-22 on the season, and Tank Bigsby, who led the SEC in kickoff returns with a 23.5 yards-per-return average. Meanwhile, his collection of tight ends increased their production from previous seasons combining for 20 receptions.

Porter mentored Christian Tutt and Noah Igbinoghene, a first-round NFL Draft selection of the Miami Dolphins, on special teams and both were among the national leaders as return specialists in 2019. Additionally, H-back Spencer Nigh (Pittsburgh) and punter Arryn Siposs (Detroit) signed as NFL free agents.

In 2018, Auburn ranked fifth nationally in net punting, recorded a national-best seven blocked kicks and was one of only two schools to rank in the top 50 in kickoff return average and defense, net punt and punt return average, earning Porter a Broyles Award nomination. H-back Chandler Cox, who was a four-year starter, was drafted by the Miami Dolphins.

In his first season at Auburn in 2017, the Tigers became just the eighth team in SEC history to rush and pass for 3,000 yards in a season. They set a school record for points in SEC play (327), won the SEC West, and played in the Chick-fil-A Peach Bowl.

Porter went to Auburn from Carolina, where he spent three seasons as the running backs coach and special teams coordinator. During his tenure, UNC made three consecutive bowl appearances and won the ACC Coastal Division in 2015. During that time, Porter was instrumental in the recruitment of Michael Carter, Dazz Newsome, Jason Strowbridge and many others.

In 2016, Porter was nominated for the Broyles Award after tutoring All-ACC running

backs Elijah Hood and T.J. Logan. The duo combined to rush for 1,508 yards and 15 TDs. Hood (Oakland) and Logan (Arizona) were both selected in the 2017 NFL Draft. On special teams, the Tar Heels ranked first in the nation in punt return defense (0.22) and second in the nation in kickoff return average (26.97). Logan ranked second nationally in kickoff return average at 32.9 yards per return and scored two TDs.

Under his guidance in 2015, Carolina's running game ranked 18th nationally, averaging 224.4 yards per game. That was the highest average on the ground at UNC since 1994. Carolina had the nation's most improved rushing attack, averaging 1.99 more yards per carry than it did the previous year. Hood rushed for 1,463 yards and 17 TDs and was an All-ACC performer. As an offense, the Tar Heels finished ninth nationally and set a then-school record at 40.7 points per game. The group set 62 team and individual school records on offense.

In his first season at UNC, Porter was part of an offensive staff that set several school records and gained more than 5,000 yards of total offense. Rotating three running backs, the group produced 1,119 rushing yards and scored 11 TDs.

Porter came to UNC after one season as running backs coach at Texas, one year as running backs coach at Arizona State and two seasons as head coach at Memphis, his alma mater.

Porter spent five years on the LSU coaching staff from 2005-09, coaching running backs while also holding two key roles on staff as assistant head coach and chief recruiter. He was elevated to the position of assistant head coach during the spring of 2006 and was twice named National Recruiter of the Year by Rivals.com (2007, '09). Part of LSU's 2007 National Championship team, Porter developed two 1,000-yard rushers at LSU in Jacob Hester (2007) and Charles Scott (2008) and produced six NFL Draft selections (Hester, Joseph Addai, Quinn Johnson, Charles Scott, Trindon Holliday, Stevan Ridley).

Porter coached 1,000-yard rushers for three straight seasons while at Oklahoma State. In 2004, Vernand Morency earned All-Big 12 honors after rushing for 1,474 yards and 12 touchdowns. A year earlier, Tatum Bell earned first team All-Big 12 honors with 1,286 yards and 16 touchdowns. Morency was a third-round pick of the Houston Texans in 2005 and Bell was a second-round pick by the Denver Broncos in the 2004 NFL Draft.

Prior to his arrival in Stillwater, Porter spent three years at Arkansas State, where he coached Jonathan Adams to back-to-back 1,000-yard seasons. He began his coaching career at Wooddale High School in Memphis, Tenn., before moving to the collegiate ranks, coaching the running backs at Tennessee-Martin in 1998.

A native of Jackson, Miss., Porter lettered for four years (1990-93) at Memphis, and graduated with a bachelor's degree in education in 1996. He is a member of the Memphis Athletics M Club Hall of Fame. Porter and his wife, Sharmane, have three children; sons, Brandon and Omari, and daughter, Olivia.

POSTSEASON EXPERIENCE

As a Coach

2022	Holiday Bowl (North Carolina)
2021	Duke's Mayo Bowl (North Carolina)
2020	Citrus Bowl (Auburn)
2019	Outback Bowl (Auburn)
2018	Music City (Auburn)
2017	Chik-fil-A Bowl (Auburn)
2016	Sun Bowl (North Carolina)
2015	Russell Athletic Bowl (North Carolina)
2014	Quick Lanes Bowl (North Carolina)
2013	Alamo Bowl (Texas)
2012	Kraft Fight Hunger Bowl (Arizona State)
2009	Capital One Bowl (LSU)
2008	Chik-fil-A Bowl (LSU)
2007	BCS Championship (LSU)
2006	Sugar Bowl (LSU)
2005	Peach Bowl (LSU)
2004	Alamo Bowl (Oklahoma State)
2003	Cotton Bowl (Oklahoma State)
2002	Houston Bowl (Oklahoma State)


LARRY PORTER COACHING YEAR-BY-YEAR

Year	School	Position	Year	School	Position
2022	North Carolina	Special teams coord./ Running backs	2012	Arizona State	Running backs
2021	North Carolina	Running backs/Assistant special teams coordinator	2010-11	Memphis	Head coach
2018-20	Auburn	Special teams coord./ Tight ends/H-backs	2006-09	LSU	Asst. Head coach/RBs
2017	UCF	Tight ends/H-back	2005	LSU	Running backs
2014-16	North Carolina	Running backs	2002-04	Oklahoma State	Running backs
2013	Texas	Running backs	1999-2001	Arkansas State	Running backs
			1998	Tennessee-Martin	Running backs
			1996-97	Wooddale HS	RB's/Secondary

THE PORTER FILE

Born: April 28, 1972
Hometown: Jackson, Miss.
Wife: Sharmane
Children: sons, Brandon and Omari, and daughter, Olivia
Education: Memphis, 1993





A native of Wichita Falls, Texas, Clements served as offensive line coach at Baylor from 2008-16, holding the co-offensive coordinator title from 2008-11 and serving as run game coordinator from 2012-16. He produced the Big 12's Offensive Lineman of the Year four straight seasons from 2012-15 and mentored eight NFL Draft picks, including No. 2 overall pick Jason Smith in 2009 and first-round pick Danny Watkins in 2011.

Clements helped elevate the Baylor program to historic heights, including back-to-back Big 12 championships, behind a record-setting offense. While with the Bears, he coached linemen who earned a combined 13 All-Big 12 accolades and six All-America recognitions, including three unanimous selections.

The Bears led the nation in both total offense and scoring for three consecutive years from 2013-15, becoming only the second team in FBS history to accomplish that feat and the first since BYU from 1979-81.

Prior to Baylor, Clements spent five seasons at Houston from 2003-07. The UH offense was consistently ranked as one of the nation's most prolific. The Cougars ranked No. 4 nationally in total offense (513.2) in 2007, boasted the country's No. 6 offense (446.1 ypg) in 2006 en route to a Conference USA title. The 2004 offense finished the year No. 12 (458.3 ypg) in FBS.

Clements went to Houston after 12 highly successful seasons at Stephenville (Texas) High School, where he served as offensive coordinator, offensive line coach and head power lifting coach.

As a player, Clements earned all-conference honors at Tyler Junior College before transferring to Stephen F. Austin. While there, he played on the Lumberjacks' 1988 team which went 10-2 and reached the I-AA quarterfinals. He began his coaching career at SFA as a student assistant (1986-87) and then later received his bachelor's degree in education from SFA in 1989.

POSTSEASON EXPERIENCE		
As a Coach		
2022	Frisco Bowl (North Texas)	
2021	Frisco Bowl (North Texas)	
2020	Outback Bowl (Ole Miss)	
2019	Sun Bowl (Florida St.)	
2018	Armed Forces Bowl (Houston)	
2017	NAIA Playoffs (Southeastern)	
2016	Cactus Bowl (Baylor)	
2015	Russell Athletic Bowl (Baylor)	
2014	Cotton Bowl (Baylor)	
2013	Fiesta Bowl (Baylor)	
2012	Holiday Bowl (Baylor)	
2011	Alamo Bowl (Baylor)	
2010	Texas Bowl (Baylor)	
2007	Texas Bowl (Houston)	
2006	Liberty Bowl (Houston)	
2005	Fort Worth Bowl (Houston)	
2003	Hawaii Bowl (Houston)	
As a Player		
1988	Stephen F. Austin	I-AA Quarterfinals

Randy Clements joined the Carolina football program in December of 2022 as the offensive line coach. A 35-year coaching veteran, Clements is a renowned offensive line coach, who has spent 20 seasons mentoring the position group at the collegiate level.

Clements has a track record of being one of the top offensive line coaches in the country. From 2010-20, he was part of nine offenses that ranked among the top 13 in the country including three straight No. 1-ranked units from 2013-15 at Baylor. He comes to Carolina after spending the last two years at North Texas.

During the 2022 season, Clements' unit was one of the toughest in the country, running a scheme similar to the UNC attack. The Mean Green offensive line paved the way for 201.7 rushing yards per game, which ranked 24th nationally and second in Conference USA. The group ranked ninth nationally in both sacks and tackles-for-loss allowed, giving up just 11 sacks all season and four TFL per game. As a result, UNT averaged 33.9 points per game and 453.8 yards per game, which ranked 29th and 20th nationally, respectively.

In Clements' first season with UNT, he worked as a volunteer coach with the offensive line. That unit helped the Mean Green rush for 233.5 yards per game, which ranked fifth nationally and first in the conference. The group also finished the year ranked 10th nationally in sacks allowed and 21st in tackles-for-loss allowed.

In 2020, Clements served as the run game coordinator and offensive line coach at Ole Miss. While in Oxford, the Rebels paced the SEC in total offense (555.5 ypg) and broke the conference record for total offense in conference play (562.4 ypg). Clements' unit paved the way for Ole Miss to score 39.2 points per game, which ranked 14th nationally, and run for 210.6 yards per game, which ranked 26th nationally and first in the SEC.

Clements spent one year as the offensive line coach at Florida St. in 2019 and one year at Houston in 2018. During the '18 season in Houston, the Cougars averaged 43.9 points per game, ranking fifth in the nation, and 512.3 yards of total offense, the seventh-highest total in the FBS. Clements unit blocked for 217.1 rushing yards per game, which ranked 24th nationally. He spent 2017 at NAIA Southeastern University leading the offensive line as the unit scored 55.1 ppg and averaged 557.4 ypg.

RANDY CLEMENTS COACHING YEAR-BY-YEAR		
Year	School	Position
2023	North Carolina	Offensive Line
2022	North Texas	Offensive Line
2021	North Texas	Volunteer
2020	Ole Miss	Run Game Coordinator/OL
2019	Florida State	Offensive Line
2018	Houston	Run Game Coordinator/OL
2017	Southeastern Univ.	Offensive Line
2012-16	Baylor	Run Game Coordinator/OL
2008-11	Baylor	Co-Offensive Coordinator/OL
2003-07	Houston	Offensive Line
1990-2002	Stephenville HS	Offensive Line/Powerlifting Coach/Offensive Coordinator
1986	Stephen F. Austin	Offensive Line

THE CLEMENTS FILE	
Born:	May Sept. 10, 1966
Hometown:	Wichita Falls, Texas
Wife:	Polly
Children:	Jordan and Jayson
Education:	Stephen F. Austin, 1989



COACHING STAFF



TIM CROSS

DEFENSIVE LINE COACH
FIFTH YEAR AT UNC



Tim Cross joined Mack Brown's staff at North Carolina as the defensive line coach on Nov. 30, 2018. Cross is a two-time assistant head coach at Minnesota and Air Force and also has experience in the NFL after interning with the Broncos, Texans and Vikings. He was named the Rivals Big 10 Recruiter of the Year while at Minnesota and was also a member of the Rivals Top 25 Recruiters of the year list.

During his career, Cross has helped develop 56 players that went on to the NFL. He previously spent five seasons at Air Force as the defensive line coach, while also serving as assistant head coach over his final two years.

In 2021, Cross helped mentor two All-ACC honorees in Myles Murphy and Ray Vohasek. Murphy claimed second-team honors, while Vohasek earned honorable mention recognition. Murphy was a disruptive force, finishing the year with 38 tackles, four sacks, nine TFL and three PBU. Vohasek also posted 38 tackles to go along with a sack, four TFL, four pressures and three PBU.

In his second year at Carolina, Cross mentored a defensive line that helped produce 36 sacks, the most for a Carolina defense since 2000 and tied for fifth nationally. The scoring defense, total defense and rushing defense all ranked in the Top 35 nationally of teams that played at least 10 games. Individually, Ray Vohasek and Tomari Fox combined to post 7.5 sacks and 13 TFL with Vohasek claiming All-ACC honorable mention honors.

Cross mentored a defensive line that helped the Tar Heels become one of the nation's most improved units in total defense, scoring defense and rushing defense during his first season. UNC allowed 373.2 yards per game, which was a nearly 75-yard per game improvement over the previous season, and bolstered its ranking by 56 positions. The scoring defense improved by 63 spots after holding opponents to 10.8 points less per game, and the rushing defense jumped 60 spots after allowing over 75 yards fewer per game. In addition, the defense surged up 60 spots in opponent third-down percentage. Two of Cross' linemen, Aaron Crawford and Jason Strowbridge, earned All-ACC recognition after combining for 91 tackles, six sacks, 14.5 TFL and six pressures. Strowbridge went on to play in the Senior Bowl and was invited to the NFL Combine before being drafted by the Miami Dolphins in the fifth round of the NFL Draft. Crawford signed as a free agent with the Baltimore Ravens.

Cross made a positive impact on the Academy's defensive unit. In 2018, his defensive line helped Air Force rank 16th nationally in rushing defense at 119.8 yards per game, and his 2016 group finished 10th in the same category at 114.2 yards per game. In his first year in 2014, the Falcons improved in scoring, rushing, passing and total defense, including having one of the nation's most improved scoring defenses with an average of 24.2 points per game, a nearly 16 point-per-game improvement. The defense ranked among the conference leaders in each category in 2015, despite being one of the youngest units in the nation with just one returning starter.

Up to the time of his departure, Air Force had produced six All-MWC first or second team defensive linemen with three coming under Cross' mentorship. Alex Hansen was a two-time All-MWC performer, including a first-team selection in 2015. Jordan Jackson earned second-team honors in 2018, while Ryan Watson led the MWC in sacks en route to first-team honors in 2016.

Prior to his time at Air Force, Cross completed his second stint at Texas, where he served as a strength and conditioning coach from 2011-13.

While serving as associate head coach and defensive line coach at Minnesota

from 2007-10, Cross helped the Gophers to a +.92 turnover margin, which ranked second in the Big Ten and No. 16 in the nation in 2008. That same year, his defensive line recorded 20.5 sacks and 44 tackles for loss which ranked in the top three in the conference and in the top 25 nationally in both categories.

Cross coached defensive end D.L. Wilhite to Big Ten All-Freshman honors from The Sporting News in 2009 and saw his defensive line rack up 32 tackles for loss. He also coached defensive end Willie VanDeSteege to first-team All-Big Ten honors in 2008. VanDeSteege became the first Gopher defender to be named First-Team All-Big Ten since 2004.

Prior to his stint at Minnesota, Cross coached the defensive line at Syracuse from 2005-06, when he helped the Orange lead the Big East and finish seventh in the nation in turnover margin at +.92. His front line at Syracuse averaged 2.8 sacks per game, which was among the nation's top 20. A big reason for the Orange's success in getting to opposing quarterbacks was Cross' work with 2006 Big East sack leader Jameel McClain. Cross also coached NFL Draft selections James Wyche and Ryan LaCasse while at Syracuse.

Cross first began working at Texas prior to going to Syracuse, serving as assistant strength coach for the Longhorns from 2001-04. He assisted in the development and implementation of the strength and speed programs for the UT football squad. Cross was responsible for creating training programs for a Doak Walker, a Butkus and a Nagurski Trophy winner. Cross also played a key role in the development of numerous All-Americans and All-Big 12 performers, and the Longhorns won at least nine games each season.

Cross began his coaching career in Colorado at Thomas Jefferson High School in Denver, serving as head coach from 1997-2000. He also spent one season as the defensive coordinator and linebackers coach at TJHS. Cross led the school to four straight league titles and a 42-game conference winning streak. While at TJHS, he mentored 14 high school All-Americans, 20 all-state selections and 31 first team all-conference players. Cross coached two consecutive Gold Helmet Award winners, an honor bestowed to high school football all-state honorees who are successful on and off the field. He also coached two future NFL first-round draft picks during his time at TJHS in Daniel Graham (New England Patriots) and Andre Woolfolk (Tennessee Titans).

A native of Clarksville, Tenn., Cross attended Gateway High School in Aurora, Colo. and is a 1990 graduate of Northern Colorado, where he was a four-year letterman in football and earned all-North Central Conference honors as a linebacker. Cross and his wife, Natalie, have four children, Keion, Mariah, Tiana and Keira.

POSTSEASON EXPERIENCE

As a Coach

2022	Holiday Bowl (North Carolina)
2021	Duke's Mayo Bowl (North Carolina)
2020	Orange Bowl (North Carolina)
2019	Military Bowl (North Carolina)
2016	Arizona Bowl (Air Force)
2015	Armed Forces Bowl (Air Force)
2014	Famous Idaho Potato Bowl (Air Force)
2013	Alamo Bowl (Texas)
2012	Alamo Bowl (Texas)
2011	Holiday Bowl (Texas)
2009	Insight Bowl (Minnesota)
2008	Insight Bowl (Minnesota)
2005	Rose Bowl (Texas)
2003	Holiday Bowl (Texas)
2003	Cotton Bowl (Texas)
2001	Holiday Bowl (Texas)

TIM CROSS COACHING YEAR-BY-YEAR

Year	School	Position
2019-	North Carolina	Defensive line
2017-18	Air Force	Assistant head coach/Defensive line
2014-16	Air Force	Defensive line
2011-13	Texas	Strength and conditioning
2007-10	Minnesota	Associate head coach/defensive line
2005-06	Syracuse	Defensive line
2001-04	Texas	Strength and conditioning
1997-2000	Thomas Jefferson H.S.	Head coach
1996	Thomas Jefferson H.S.	Defensive coordinator/linebackers

THE CROSS FILE

Born: June 13, 1965
Hometown: Clarksville, Tenn.
Wife: Natalie
Children: daughters, Mariah, Tiana and Keira, and son, Keion
Education: Northern Colorado, 1990





Jason Jones joined the Carolina football program in January of 2023 as the cornerbacks coach. A 20-year coaching veteran, Jones has spent his entire career coaching the secondary and also has six years of defensive coordinator experience. He is reunited at UNC with his former defensive coordinator at Indiana Charlton Warren.

During his career, Jones has coached nine first-team all-conference honorees and 20 all-league selections. He's mentored four Jim Thorpe Award semifinalists and a Bronko Nagurski Award finalist. Jones has been on the staff of five conference championship teams and has coached in 14 bowl games, including two New Year's Six games and a Fiesta Bowl championship.

Jones came to Chapel Hill after spending three seasons as the safeties coach at Indiana. During his time as a Hoosier, he mentored Jamar Johnson (first team) and Devon Matthews (third team) to All-Big Ten recognition. Johnson became the first IU safety to earn first-team honors since Eric Allen in 1996. He tied for third in the conference and eighth nationally with four interceptions before being selected by the Denver Broncos in the fifth round of the 2021 NFL Draft, the first Hoosier safety drafted since 1996. During the 2020 season, the Hoosiers led the league and finished second nationally with 17 interceptions.

In 2019, Jones served as the cornerbacks coach at FAU. Meiko Dotson earned first-team all-conference honors and shared the national lead with nine INTs. The Owls led the nation in takeaways (33) en route to Conference USA and Boca Raton Bowl championships.

Jones spent six seasons at Ole Miss as co-defensive coordinator with a focus on the secondary. He helped convert wide receiver Derrick Jones into a defensive back. He ranked second on the team with five passes defended and two interceptions, returning one for a touchdown against Georgia. The transformation led to Jones getting selected in the sixth round of the NFL Draft by the New York Jets.

In 2015, Jones assisted in coordinating a Rebel defense that returned four interceptions for touchdowns, including a pick-six by cornerback Tony Bridges in the Egg Bowl. The four pick-sixes tied a school record that dates back to 1938. In total, Ole Miss ranked second in the SEC with 15 interceptions and third with 23 turnovers throughout the 2015 season. Jones mentored All-SEC DB Mike Hilton, a Jim Thorpe Award semifinalist who led all SEC defensive backs with 12.5 tackles for loss.

In 2014, Jones was tabbed the National Defensive Backs Coach of the Year by FootballScoop. He turned one of the most inexperienced units the previous year into one of the most dominant. His cornerbacks helped Ole Miss lead the nation in scoring defense (16.0) and fewest touchdowns allowed (24). Ole Miss ranked third in the SEC and 16th nationally in passing defense (192.1 ypg). The Rebels also led the SEC and ranked eighth nationally, forcing 32 turnovers, including 22 interceptions, the most in the SEC and fifth-most in the nation.

One of five finalists for the Bronko Nagurski Award, presented annually to the national defensive player of the year in college football, cornerback Senquez Golson was a consensus first team All-American. He led the SEC and ranked second

nationally with a school record-tying 10 interceptions. He was also tied for first in the SEC and fourth nationally with 18 passes defended.

Jones arrived in Oxford after five seasons at Oklahoma State, where his teams amassed a 49-16 record. During his time in Stillwater, Jones coached three different Cowboy corners to first-team All-Big 12 honors and a pair of Thorpe Award semifinalists in Perrish Cox (2009) and Brodrick Brown (2011). Cox was a first-team All-American in 2009, as well.

With Jones serving as position coach, Cox led the nation in passes defended per game in 2009 and Brown ranked third in the same category in 2011. As a team, OSU led the nation with 44 turnovers forced in 2011 and was fifth with 34 in 2010. Jones also helped develop former high school QB Justin Gilbert, who became the eighth overall pick in the 2014 NFL Draft as a cornerback.

As a unit, the Oklahoma State defense was among the nation's most opportunistic from 2009-12, as the Cowboys forced 130 turnovers to rank second nationally in that span.

Jones went to Stillwater from Tulsa, where he served as cornerbacks coach and special teams coordinator in 2007. He helped the Golden Hurricane to a 10-4 record, an appearance in the Conference USA Championship game, and a 63-7 win over Bowling Green in the 2008 GMAC Bowl.

Success has followed Jones at each of his coaching stops. In 2006, Jones served as the cornerbacks coach at Rice University, helping the Owls to their first bowl trip in 45 years as the Owls competed in the R+L Carriers New Orleans Bowl.

In his first stint at Tulsa, Jones coached cornerbacks and helped the Golden Hurricane to a Conference USA Championship and an appearance in the AutoZone Liberty Bowl. With Jones leading the Tulsa secondary in 2005, the Hurricane defense ranked third nationally in takeaways (36) and interceptions (22) and was 11th nationally in pass efficiency defense and 17th in pass defense. Jones' cornerbacks totaled 13 of those interceptions and had 29 passes defended.

Jones' first coaching job came as a graduate assistant at Alabama, where he helped his alma mater to an appearance in the Music City Bowl.

Jones is a 2001 graduate of the University of Alabama with a degree in financial planning. He was a two-year starter at defensive back for the Crimson Tide and was part of three bowl teams, an SEC West championship in 1996 and SEC championship in 1999. He went on to earn a master's degree from Alabama in sports management in 2005.

Jones and his wife Kysha have four children, Andrew, Jace, Jarah and Jathan.

POSTSEASON EXPERIENCE

As a Coach

2020	Outback Bowl (Indiana)
2019	Boca Raton Bowl (FAU)
2016	Sugar Bowl (Ole Miss)
2015	Peach Bowl (Ole Miss)
2014	Music City Bowl (Ole Miss)
2013	Heart of Dallas Bowl (Okla St.)
2012	Fiesta Bowl (Oklahoma St.)
2011	Alamo Bowl (Oklahoma St.)
2010	Cotton Bowl (Oklahoma St.)
2009	Holiday Bowl (Oklahoma St.)
2008	GMAC Bowl (Tulsa)
2006	New Orleans Bowl (Rice)
2005	Liberty Bowl (Tulsa)
2004	Music City Bowl (Alabama)

As a Player

2000	Orange Bowl (Indiana)
1998	Music City Bowl (Alabama)
1997	Outback Bowl (Alabama)

JASON JONES COACHING YEAR-BY-YEAR

Year	School	Position
2023	North Carolina	Cornerbacks
2020-22	Indiana	Safeties
2019	FAU	Cornerbacks
2018	Ole Miss	Co-Defensive Coordinator/Safeties
2017	Ole Miss	Co-Defensive Coordinator/Secondary
2013-16	Ole Miss	Co-Defensive Coordinator/Cornerbacks
2008-12	Oklahoma State	Cornerbacks
2007	Tulsa	Special Teams Coordinator/Cornerbacks
2006	Rice	Cornerbacks
2005	Tulsa	Cornerbacks
2003-04	Alabama	Graduate Assistant

THE JONES FILE

Born: Nov. 13, 1977

Hometown: Tuscaloosa, Ala.


Wife: Kysha

Children: Sons, Andrew, Jace and Jathan, and daughter, Jarah

Education: Alabama '01 and '05



COACHING STAFF



FREDDIE KITCHENS



**RUN GAME COORDINATOR/TIGHT ENDS
FIRST YEAR AT UNC**



Freddie Kitchens joined the Carolina football program in February of 2023 as run game coordinator and tight ends coach. A 24-year coaching veteran, Kitchens came to Chapel Hill after spending one season as a Senior Football Analyst at South Carolina following a 16-year run in the NFL that included a stint as the Cleveland Browns head coach and a trip to the Super Bowl with the Arizona Cardinals.

While in the NFL, Kitchens worked for the New York Giants, where he served as the tight ends coach in 2020 and as a senior offensive assistant and interim offensive coordinator in 2021 under head coach Joe Judge.

On January 12, 2019, Kitchens became the 17th head coach in Cleveland Browns' history. He posted a 6-10 mark in his lone season as the Browns' head coach, defeating all three of their AFC North rivals (Baltimore, Cincinnati and Pittsburgh) in the same season for the first time since the division came into existence in 2002. During the '19 season, the Browns produced a pair of 1,000-yard receivers and a 1,000-yard running back for only the second time in franchise history with the other coming in 2007. Jarvis Landry tallied 1,174 receiving yards, which ranks fourth all-time in Browns' history, en route to his second consecutive Pro Bowl selection. He was the first Browns receiver selected to consecutive Pro Bowls since Paul Warfield in 1969 and '70. Odell Beckham amassed 1,035 yards on the year, a feat he had not accomplished with another 1,000-yard receiver on the team. Nick Chubb rushed for 1,494 yards, which ranks fifth all-time in Browns' history and was the most in franchise history since Jim Brown had 1,544 in 1965.

Kitchens joined the Browns in 2018 as the associate head coach and running backs coach. He was promoted to offensive coordinator midway through that 2018 season and was credited with helping Baker Mayfield have a successful rookie season in which he was runner-up for Rookie of the Year honors. The Browns surrendered just five sacks in the eight games Kitchens served as offensive coordinator, while scoring TDs on 19-of-23 red zone trips (79.2%).

Kitchens moved to the professional ranks in 2006 as a tight ends coach with the Dallas Cowboys under Bill Parcells. While in Dallas, he worked with Jason Witten, who caught 64 passes for 754 yards en route to Pro Bowl honors.

In 2007, Kitchens joined the Arizona Cardinals for an 11-year run, working with the tight ends (2007-12), quarterbacks (2013-16) and running backs (2017), that included a trip to the Super Bowl in 2008. In his first season with the Cardinals, his tight-end group combined for eight TD receptions, which was the most for the franchise's tight ends since 1988. Kitchens mentored Pro Bowler Carson Palmer in 2015, when Palmer set franchise records in passing yards (4,671) and TDs (35).

In addition to his work with tight ends and quarterbacks, Kitchens coached

several of the NFL's best running backs, including Nick Chubb, Kareem Hunt, Chris Johnson and Adrian Peterson.

Kitchens began his coaching career in the college ranks, working as the running backs and tight ends coach at Glenville State (W.Va.) in 1999, before joining LSU as a graduate assistant in 2000 under Nick Saban. He also logged collegiate stints at North Texas as a running backs coach (2001-03) and at Mississippi State as a tight ends (2004) and running backs (2005) coach.

While at North Texas, Kitchens guided running back Patrick Cobbs to one of the Mean Green's most impressive seasons. Cobbs led the nation in rushing yards per game (152.7 ypg) and scoring (11.5 ppg) in 2003, while setting three UNT single-season rushing records and the Sun Belt single-season rushing mark. During the 2004 season at Mississippi St., Kitchens mentored redshirt freshman Eric Butler to SEC All-Freshman honors.

Born Nov. 29, 1974 in Gadsden, Ala., Kitchens was named Mr. Football in Alabama following his senior season at Attalla's Etowah High School. He attended the University of Alabama, where he played quarterback for the Crimson Tide. A three-year starter (1995-97), he threw for 4,668 yards and 30 touchdowns, and led the Tide to wins in the 1995 Citrus Bowl and in the 1997 Outback Bowl. He finished his collegiate career ranked third in the school's history in career passing attempts, fourth in career passing yards, and fifth in career completions. He also played baseball during his freshman and senior seasons at Alabama.

Kitchens and his wife, Ginger, have two daughters, Bennett and Camden.

POSTSEASON EXPERIENCE

As a Coach

2022	Gator Bowl (South Carolina)
2015	NFC Conference Championship (Arizona Cardinals)
2014	NFC Wildcard (Arizona Cardinals)
2009	NFC Divisional Round (Arizona Cardinals)
2008	Super Bowl (Arizona Cardinals)
2006	NFC Wildcard (Dallas Cowboys)
2003	New Orleans Bowl (North Texas)
2022	New Orleans Bowl (North Texas)
2001	New Orleans Bowl (North Texas)
2000	Peach Bowl (LSU)

As a Player

1997	Outback Bowl (Alabama)
1995	Citrus Bowl (Alabama)
1993	Gator Bowl (Alabama)

FREDDIE KITCHENS COACHING YEAR-BY-YEAR

Year	School	Position	Year	School	Position
2023	North Carolina	Run Game Coordinator / Tight Ends	2017	Arizona Cardinals	Running Backs
2022	South Carolina	Senior Analyst	2013-16	Arizona Cardinals	Quarterbacks
2021	New York Giants	Interim OC/ Analyst	2007-12	Arizona Cardinals	Tight Ends
2020	New York Giants	Tight Ends	2006	Dallas Cowboys	Tight Ends
2019	Cleveland Browns	Head Coach	2005	Mississippi St.	Running Backs
2018	Cleveland Browns	Associate Head Coach/ OC/RBs	2004	Mississippi St.	Tight Ends
			2001-03	North Texas	Running Backs
			2000	LSU	Graduate Assistant
			1999	Glenville St.	Running Backs / Tight Ends

THE KITCHENS FILE

Born: Nov. 29, 1974

Hometown: Gadsden, Ala.

Wife: Ginger

Children: Daughters Bennett and Camden

Education: Alabama, 1998



SENIOR ADVISORS TO THE HEAD COACH



DARRELL MOODY

SENIOR ADVISOR TO THE HEAD COACH
16TH YEAR AT UNC



SPARKY WOODS

SENIOR ADVISOR TO THE HEAD COACH
FIFTH YEAR AT UNC



Darrell Moody, who has spent the better part of two decades as an NFL scout, returned for his third stint at UNC on Jan. 10, 2019, and will serve as Senior Advisor to the Head Coach. During his coaching career, Moody served as the offensive coordinator at Tulane, North Carolina and Clemson.

Moody spent 11 seasons on the UNC coaching staff, including eight years with Brown from 1988-95. A respected offensive mind, Moody primarily coached running backs in his time at Carolina.

In total, Moody spent 31 years as a collegiate coach with stops at NC State (1973-74, 77-79, 97), Southern Miss (1975), LSU (1980-83), Appalachian State (1984), Tulane (1985-87), North Carolina (1988-95, 1998-2000) and Clemson (1996). Moody also coached at Asheboro H.S. (1971-72) and served as the offensive coordinator at Eastern Randolph H.S. in Ramseur in 2001.

After three decades on the sidelines, Moody became a scout for the San Diego Chargers in 2002. He worked for 17 years as a national and regional scout for the Chargers (2002-09), Buffalo Bills (2010-14) and San Francisco 49ers (2015-18).

A native of Asheboro, N.C., Moody played quarterback and shortstop on the baseball team at NC State from 1968-70, where he earned a degree in economics and a master's in vocational education.

Sparky Woods, a 40-year veteran in coaching with over a decade worth of head-coaching experience, was hired by Mack Brown on Jan. 10, 2019, to serve as Senior Advisor to the Head Coach. Prior to coming to Chapel Hill, Woods coached running backs and was the co-special teams coordinator at the University of Richmond.

During his four seasons in Richmond (2015-18), one of which ended in the FCS Semifinals, Woods mentored Deontez Thompson, who became the first freshman in program history to rush for over 1,000 yards, earning Freshman All-America accolades. Thompson was just the 13th player in program history to reach 1,000-plus yards rushing, while also piling up nearly 500 yards receiving. Woods also guided Jacobi Green, who earned All-America and All-CAA accolades after gaining over 1,600 yards and 21 touchdowns, two of the best single-season marks in program history. Woods also served as Richmond's recruiting coordinator in 2015 and 2016, helping the Spiders to back-to-back high-profile recruiting classes.

Prior to Richmond, Woods spent seven seasons as the head coach at VMI (2008-14) and four years coaching running backs at Alabama (2003-06). While in Tuscaloosa, Woods coached Crimson Tide running back Kenneth Darby to two consecutive 1,000-yard seasons and Shaud Williams, who led the SEC in rushing yardage in 2003 and was a semifinalist for the Doak Walker Award. The Tide led the SEC in rushing for three consecutive seasons (2003-05).

Before his time in Tuscaloosa, Woods served as offensive coordinator and quarterbacks coach at Memphis (1995-96), Virginia (1997-98) and Mississippi State (1999-02). In 1994, he was part of the New York Jets staff as an offensive assistant.

Woods' first head coaching experience began in 1984, when he turned Appalachian State into a I-AA power, guiding the Mountaineers to a 38-19-2 mark, two Southern Conference titles and two I-AA playoff appearances over his five seasons (1984-88). The Southern Conference tabbed Woods as Coach of the Year three consecutive times (1985-87) and he was also named Kodak Region II Coach of the Year in 1986.

After his time at Appalachian State, Woods took over at South Carolina, guiding them to back-to-back six-wins seasons to start his five-year tenure in Columbia (1989-93).

Woods is a 1976 graduate of Carson-Newman, where he played quarterback and defensive back. He began his coaching career at Tennessee later that year. In 1977, he moved to Kansas before serving one year as defensive backs coach at North Alabama in 1978. From 1979-82, he coached at Iowa State, handling the receivers, before joining Appalachian State in 1983 as offensive coordinator, quarterbacks and running backs coach under Mack Brown. One year later, Woods was named head coach at Appalachian State.

Woods and his wife, Jean Ann, have two children, a daughter, Emily, and a son, Casey who is on the UAB football staff. Casey and his wife, Lauren, have two children, Waverly and Sawyer.



SUPPORT STAFF



CLYDE CHRISTENSEN



VOLUNTEER OFFENSIVE ANALYST



Clyde Christensen joined the Carolina football program as a volunteer analyst in March of 2023. Christensen brings 43 years of coaching experience to UNC, including 27 years in the NFL, where he won two Super Bowls and coached quarterbacks Tom Brady, Peyton Manning, Andrew Luck and Jameis Winston. He came to Chapel Hill following a four-year stint as the quarterbacks coach with the Tampa Bay Buccaneers.

During the 2022 season, Christensen helped Brady lead the league in attempts (733) and completions (490), while finishing third in passing yards (4,694), fourth in passing yards per game (276.1) and eighth in passing TDs (25).

Under Christensen's guidance in 2021, Brady led the NFL in passing yards (5,316), passing touchdowns (43), pass completions (485) and pass attempts (719), joining Drew Brees (2008) and Peyton Manning (2013) as the only players to have led the league in all four categories in a single season since 1991. He also earned his NFL-record 15th Pro Bowl selection. His 5,316 passing yards marked a career high and the third-most in NFL history. In addition, Brady's passing and yardage totals in 2021 each set new single-season franchise records. With Christensen's assistance, Brady also led the NFL in 2021 in passing first downs (269), completions of 20+ yards (75) and completions of 25+ yards (42), while tying for first in both 300-yard passing games (nine) and 400-yard passing games (three).

In 2020, Christensen coached Brady through his first year with Tampa Bay, after spending 20 seasons with the New England Patriots. With Christensen's assistance, Brady led the Buccaneers to a Super Bowl LV victory in his first season with the team, setting a franchise record with 40 passing touchdowns during the regular season. Brady's 40 touchdown passes tied for the second-most in the NFL in 2020 and he also ranked second in completions (401), third in passing yards (4,633), sixth in passing touchdown percentage (6.6) and seventh in touchdown-to-interception ratio (3.33). He was the only quarterback in 2020 to finish in the top three in both passing yards and passing touchdowns. As a team, Tampa Bay ranked third in the NFL in points scored per game (30.8), fourth in passing yards per game (298.5) and seventh in total offense (384.1).

In his first year working with Christensen, Brady set an NFL record with his 40 touchdown passes – the most by a player in his first season with a team. Additionally, Brady's 4,633 passing yards stand as the second-most by a player in his first season with a team. The tandem's success carried over into the postseason during which Brady's 10 touchdown passes, 1,061 passing yards and 81 completions all set franchise records for the most by a player in a single postseason.

Christensen mentored quarterback Jameis Winston in 2019, who guided an offense that led the league in passing at 302.8 yards per game and ranked third in total offense at 397.9 yards per contest. Under Christensen's guidance, Winston set franchise records with 5,109 passing yards, 33 touchdowns and 380 completions. In 2019, Winston led the NFL in passing yards, ranked second in the league in passing touchdowns and finished tied for fifth with an 8.2 yards per attempt mark.

Prior to arriving in Tampa Bay, Christensen spent time with the Buccaneers (1996-2001), Indianapolis Colts (2002-15) and Miami Dolphins (2016-18). His first NFL coaching experience came with Tampa Bay, serving as the team's tight ends coach (1996-98), before becoming the quarterbacks coach (1999-2000). In 2001, Christensen worked as the Buccaneers' offensive coordinator, helping wide receiver Keyshawn Johnson set a franchise record with 106 receptions.

Following his first stint with Tampa Bay, Christensen spent 14 seasons with the Indianapolis Colts, helping the team win Super Bowl XLI. He first worked as the wide receivers coach (2002-07) before adding assistant


head coach (2008-09) to his title. During his time coaching the receivers, Christensen tutored Hall of Famer Marvin Harrison and perennial Pro Bowler Reggie Wayne, who rank first and second in nearly every receiving category in Colts history. During that time, Harrison was a two-time first-team AP All-Pro and earned five Pro Bowl berths, while Wayne earned four Pro Bowl berths and a first-team AP All-Pro selection. Wayne also earned Pro Bowl berths in 2009 and 2010, when Christensen was the Colts' offensive coordinator.

Christensen spent two seasons as the Colts' offensive coordinator (2010-11), working with quarterback Peyton Manning in 2010, who set then-career-highs and then-single season franchise records for completions (450), attempts (679) and yards (4,700).

Christensen took over as quarterbacks coach for his final four seasons with the Colts (2012-15), coaching Andrew Luck, the No. 1 overall pick in the 2012 NFL Draft. Luck set NFL rookie records in passing yards (4,374) and 300-yard passing games (six), while breaking the league record for single-game passing yards by a rookie (433, 11/4 vs. Miami). In 2014, Luck set the single-season franchise record for passing yards (4,761) and led the NFL in passing touchdowns, with 40, earning his third consecutive Pro Bowl selection and helping lead the Colts to the AFC Championship Game.

Christensen spent 17 years as a college coach before entering the NFL, working at Clemson (1994-95), Maryland (1992-93), South Carolina (1991), Holy Cross (1989-90), East Carolina (1986-88), Temple (1983-95), East Tennessee State (1980-82) and Mississippi (1979).

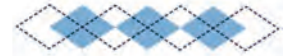
A native of Covina, Calif., Christensen played at Fresno City Junior College before finishing his collegiate career at North Carolina (1977-78).



TED MONACHINO



SENIOR DEFENSIVE ANALYST



Ted Monachino joined the Carolina football program as a defensive analyst in March of 2023. Monachino has been coaching for 32 years at all levels of football, including 16 years in the NFL, with an emphasis on outside linebackers and defensive line. During his time in the league, Monachino mentored some of the game's most dynamic pass rushers in Terrell Suggs, Khalil Mack, Elvis Dumervil and C.J. Mosely. He won a Super Bowl with the Ravens and served as the defensive coordinator for two seasons with the Indianapolis Colts. Monachino came to Chapel Hill after spending two seasons as the outside linebackers coach for the Atlanta Falcons.

During the 2022 season in Atlanta, Monachino's outside linebackers combined for 8.5 sacks led by Lorenzo Carter, who had four. Carter also contributed 58 tackles on the season. In 2021, veteran outside linebacker Dante Fowler recorded a team-leading 4.5 sacks and three forced fumbles. Under Monachino's tutelage, fifth-round rookie Ade Ogundeji started 11 games and finished with 32 total tackles, 1.0 sack, five tackles for loss, two quarterback hits, one fumble recovery and one blocked field goal.

Monachino has coaching experience at both the collegiate and professional levels, including a Super Bowl XLVII championship with the Baltimore Ravens. He came to Atlanta having most recently spent two seasons (2019-20) as a senior defensive assistant and outside linebackers coach for the Chicago Bears. In two years under Monachino, Bears outside linebacker Khalil Mack recorded the sixth-most sacks (17.5) and tied for the second-most forced fumbles (eight) among linebackers in the NFL over that span and earned Pro Bowl honors in each of those seasons.

In 2018, Monachino returned to his alma mater – the University of Missouri – as a senior defensive assistant where he helped defensive lineman Terry Beckner Jr., linebacker Cale Garrett and defensive back DeMarkus Ayce earn second-team All-SEC honors.

From 2016-17, Monachino served as the defensive coordinator for the Indianapolis Colts after spending six seasons coaching linebackers (2012-15)



and outside linebackers (2010-11) for the Baltimore Ravens.

Over his final two seasons in Baltimore, Monachino helped develop Ravens linebacker C.J. Mosley into one of the most productive young players at the position. In 2014, Mosley became the first rookie in Ravens history to be named to the Pro Bowl. Monachino also coached Pro Bowler Elvis Dumervil to a franchise-record 17.0 sacks in 2014 as he and Terrell Suggs (12.0) combined for the most sacks of any duo in the NFL (29.0) that season. In 2013, Suggs (10.0) and Dumervil (9.5) totaled 19.5 sacks on the season and Suggs was selected to his sixth Pro Bowl.

In Monachino's first season as linebackers coach in 2012, Baltimore ranked second in red zone defense and allowed the second-fewest passing touchdowns (15) en route to the Super Bowl XLVII victory. In 2011, Suggs was named The Associated Press NFL Defensive Player of the Year, First Team All-Pro and a Pro Bowler after leading the AFC with a career-high 14.0 sacks and an NFL-best seven forced fumbles. The defensive unit allowed the league's third-fewest points (16.6 avg.) for the fourth-straight year (tying an NFL record for finishing in the top three) and finished with the league's second fewest rushing yards allowed (92.6 avg.).

In his first season in Baltimore in 2010, the Ravens allowed the NFL's third-fewest points (16.9 avg.) for the third consecutive year as Suggs led the team with 11.0 sacks and was selected to the Pro Bowl.


Prior to his tenure in Baltimore, Monachino coached the defensive line for the Jacksonville Jaguars for two seasons (2008-09) and served as an assistant defensive line coach from 2006-07.

Monachino coached for five seasons (2001-05) at Arizona State, serving as the defensive line coach for the Sun Devils. He was pivotal in the development of Suggs, who was drafted by the Ravens in the first round of the 2003 NFL Draft. Suggs set the NCAA single-season record for sacks (24.0) and tackles for loss (31.5) in 2002 en route to winning the Bronko Nagurski and Lombardi Awards and the Morris Trophy for the Pac-10's top lineman.

Monachino also had coaching stints at Boise State (2000), Missouri State (1999), James Madison (1998) and Texas Christian (1996-97). He began his coaching career in Missouri at the high school level at Hannibal (Mo.) High School (1994-95) and Pacific (Mo.) High School (1991-93).

Monachino earned a degree in health and physical education from Missouri in 1990. He was a three-year letterman for the Tigers and received Academic All-Big 8 honors twice before serving as a graduate assistant at TCU from 1996-97.

Monachino and his wife, Amy, have two sons, Sam and Michael, and a daughter, Mikalee, who is married to Preston Brunz. They also have three grandchildren, Sawyer, Henley and Nash.



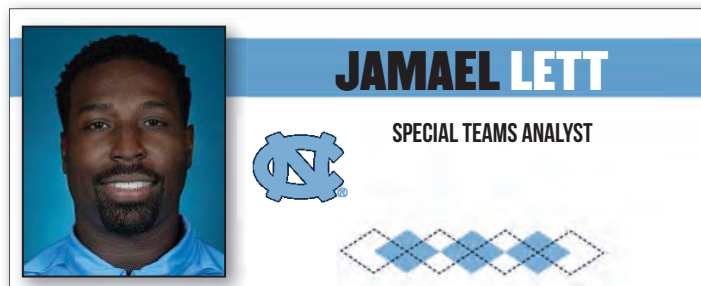
Ty Greenwood joined the Carolina football staff in March of 2023 as a defensive analyst. Greenwood came to Chapel Hill after spending one season as the defensive pass game coordinator and cornerbacks coach at Elon.

Prior to his year at Elon, Greenwood spent three years (two seasons with the cancellation of 2020) at North Carolina Central, where he served as cornerbacks coach, defensive pass game coordinator and recruiting coordinator. In 2021, the team ranked second in the MEAC in passing yards allowed per game. The 2019 squad ranked 11th nationally in passing yards allowed at just 170.0 per contest and was 20th in the country with 14 interceptions.

Under Greenwood's tutelage, cornerback Bryan Mills flourished, leading the MEAC with five interceptions and being named Phil Steele First Team All-Conference as well as BOXTOROW All-America, recognizing the top HBCU players. Mills earned an invitation to the NFL Combine, played in his first NFL game with the Minnesota Vikings in 2021, and is currently playing with the Birmingham Stallions of the USFL.

From 2015-18, Greenwood worked with the cornerbacks and linebackers at Delaware State University. Prior to that, he was a quality control coach at Kansas for the 2013-14 seasons. Greenwood also spent six seasons as defensive coordinator and defensive backs coach at Pierce College in Los Angeles.

A 2004 graduate of Delaware State, Greenwood was a three-year starter at defensive back. He earned All-MEAC honors and was the team's defensive MVP in 2003, totaling 68 tackles.



Jamael Lett joined the Carolina football program in March of 2023 as a special teams analyst. Lett came to Chapel Hill after spending two seasons as the special teams coordinator and defensive assistant at South Alabama.

While at South Alabama, Lett led a kickoff return unit that finished 27th nationally, while improving the Jaguars' national ranking in a number of other categories in 2022. Kicker Diego Guajardo went 18-of-19 on field goals and 46-of-48 on PATs. In 2021, Guajardo finished the season with 69 points on 12-of-17 field goals and 33-of-35 extra point attempts. He also recorded 23 touchbacks on 59 kickoffs.

A Mobile, Ala. Native, Lett has coached at the collegiate level since 2015, including serving as the secondary coach at Akron in 2020.

Lett also worked with the secondary at Samford from 2017-19, helping the Bulldogs go 8-4 overall and 6-2 in the Southern Conference in his first year on the staff as they qualified for the NCAA Football Championship Subdivision playoffs after defeating three top-25 teams during the campaign. His efforts also helped Samford post a winning record the following fall after earning victories over No. 8 Wofford and 17th-ranked East Tennessee State.

While he was a graduate assistant working with the defensive line at Ohio in 2016, Lett helped Tarell Basham become the Mid-American Conference Defensive Player of the Year as the Bobcats won the league's East Division title with a 6-2 mark. They would finish 8-6 after earning a berth in the conference championship game as well as receiving an invitation to play in the Dollar General Bowl.

He was an assistant at Tennessee-Martin during the 2015 season as the Skyhawks went 7-4 overall and 6-2 in the Ohio Valley Conference, with his efforts guiding a secondary, which featured all-league selection Marquis Clemons, that recorded six interceptions and 30 additional pass breakups.

Lett has also served as an assistant coach at Davidson (Ala.) High, where two of his players would go on to compete at the NCAA Division I level, and Brainerd (Tenn.) H.S.

A four-year letterwinner in the secondary at Samford, he received his undergraduate degree in sports medicine in 2011 before going on to add a master's degree in curriculum and instruction from Tennessee Tech the following year. In 2019, Lett was selected to take part in the NCAA-NFL Coaches Academy.

Lett and his wife, Julia, have two children, son David and daughter Madison.



SUPPORT STAFF



NATRONE MEANS



OFFENSIVE ANALYST



Natrone Means, a Tar Heel legend and 19-year coaching veteran, joined Mack Brown's staff at North Carolina as an offensive analyst on March 22, 2021. Means came to Carolina after spending one year as the offensive coordinator, assistant head coach and running backs coach at Fayetteville St.

Prior to making the move to Fayetteville St., Means served as the running backs coach at Winston-Salem St. for six seasons and was promoted to associate head coach for his final season with the Rams in 2019.

Means began his collegiate coaching career at Livingstone College in 2005 as running backs coach and was promoted to offensive coordinator in 2006. He honed his coaching skills while participating in the NFL Minority Coaching Fellowship Program with the Atlanta Falcons.

In 2007, Means became offensive coordinator at the historical powerhouse West Charlotte High School and went on to serve as offensive coordinator at Hopewell High School. He returned to the NFL Minority Coaching Fellowship program with the Carolina Panthers during 2008 training camp, focused primarily on running backs De'Angelo Williams and Jonathan Stewart. The duo had a record-breaking season as they became the first set of teammates to each rush for 1,100 yards in NFL history.

From 2008-10, Means served as the Regional Scouting Director for Collegiate Sports of America, assisting qualified high school student-athletes market themselves for scholarship consideration to colleges of all competitive levels across the country. In 2010, he became the Running Back Lead for the Nike Football Training Camps.

Means had a stellar career in the NFL, where he enjoyed a seven-year career that included a trip to Super Bowl XXIX. He became the youngest player (22 years old) to score a touchdown in the Super Bowl. He was drafted by the Chargers in the second round (41st overall) of the 1993 NFL Draft. For his career, he totaled 5,215 yards and 45 touchdowns. In the 1994 season, Means rushed for 1,350 yards and 12 touchdowns and earned All-Pro and Pro Bowl honors. In 2009, he was honored as a member of the San Diego Chargers' 50th Anniversary Team and was a finalist in 2012 to be inducted into the San Diego Chargers Hall of Fame.


Prior to playing in the NFL, Means attended North Carolina, where he enjoyed a great collegiate career. He was a two-time first team All-ACC selection and finished his career with 3,074 rushing yards and 34 touchdowns on 605 attempts. He also had 61 receptions for 500 yards as well.

Means is married to Shonda Means. They have four children.

Prior to joining the Knights, Pickrell was the offensive line coach and recruiting coordinator at Lakeland High School in Lakeland, Fla. He helped lead the Dreadnaughts to a Florida Class 7A state championship in 2018.

Pickrell attended Stillman College in Tuscaloosa, Ala., graduating with a Bachelor of Science degree in 2014. He started 39 games on the offensive line for Stillman.

Pickrell is a native of Lakeland and is married to his wife, Denissia.



LEE ROSE



DEFENSIVE ANALYST



Lee Rose joined the Carolina football staff as a defensive analyst in February 2022. He came to Chapel Hill after spending the previous season as a defensive quality control coach at Indiana University.

Prior to IU, Rose was the head coach for the Warsaw Eagles in Poland during the 2020 season. In 2019, Rose served as head coach of the Croydon Rangers in Melbourne, Australia. He helped lead the Rangers to a 10-5 overall record and a spot in the Gridiron Victoria Semifinals.


Rose spent his first two seasons overseas as the defensive coordinator of the Warsaw Eagles. In 2018, the Eagles went undefeated securing the Polish Bowl Championship.

From 2013-17, Rose worked with the defensive line at Butler University. He was part of the Bulldogs' 2013 Pioneer Football League Championship and helped them to an appearance in the NCAA Division 1 Football Championship.

Rose began his coaching career in 2012 as the running backs coach at Charlotte Christian, where he coached former Tar Heel Desmond Lawrence.

A Charlotte, N.C. native, Rose received his bachelor's degree in management in 2012 from Indiana University and went on to earn his M.B.A from Butler University.

Rose is married to the former Adrianna Slusarczyk.



CALEB PICKRELL



OFFENSIVE ANALYST



Caleb Pickrell joined the Carolina football staff as an offensive graduate assistant in March of 2022 before moving to the role of offensive analyst for the 2023 season. Pickrell came to Chapel Hill after spending one season as a graduate assistant at UCF. At both stops, Pickrell's focused on working with the offensive line.



TIM MCGRATH



**SPECIAL TEAMS
QUALITY CONTROL**




MANNY MILES



**OFFENSIVE
QUALITY CONTROL**



Tim McGrath joined the North Carolina football staff as a special teams quality control coach in March of 2022. McGrath came to Chapel Hill after spending two years in the same role at Texas Tech.

During his time at Texas Tech, McGrath mentored two specialists to three All-Big 12 honors. Placekicker Jonathan Garibay earned first team All-Big 12 in 2021 and punter Austin McNamara earned first and second team all-conference honors. McNamara led the league in punting average at 46.3 yards per punt in 2020, which ranked fifth among FBS punters. Additionally, it was the second-highest season average in program history, placing McNamara in an exclusive category as the only punter with two of the top-five marks as a Red Raider. McNamara's season was highlighted by 87- and 74-yard punts against West Virginia with the 87-yarder setting Tech and Big 12 records.

McGrath arrived in Lubbock following one season in as a special teams quality control coach at UMass and five seasons as a special teams assistant at Georgia Tech. During his one season at UMass, kick returner Isaiah Rodgers garnered first-team All-America and All-Independent honors by Pro Football Focus after returning 53 kickoffs for 1,295 yards, both of which ranked first among all FBS players during the 2019 season. Rodgers, who also earned All-Eastern College Athletic Conference (ECAC) first-team honors, set the program single-season and career records for kick returns and kick return yardage during his senior year before being selected in the sixth round of the 2020 NFL Draft by the Indianapolis Colts. McGrath was also involved in place kicker Cooper Garcia's progress as he finished his career with the second-highest career field goal percentage in program history.

McGrath was a coaching assistant for with the Yellow Jackets for 5 years working primarily with Georgia Tech's special teams units where he helped mentor NFL placekicker Harrison Butker, NFL punter Pressley Harvin III, a Freshman All-American in 2017 and Ray Guy Award winner, and kick returner Juanyeh Thomas, a Freshman All-American in 2018.

Butker helped Georgia Tech lead the ACC in field goal percentage and PAT percentage in 2016, while Harvin led all FBS freshmen with a 44.1 punting average a year later en route to earning third team All-ACC honors. Harvin followed his Freshman All-America season by earning second team All-ACC accolades in 2018. Thomas, meanwhile, was named a True Freshman All-American by 247Sports and first team All-ACC by Pro Football Focus in 2018 after returning 24 kickoffs for 606 yards and two touchdowns.

McGrath joined the Georgia Tech staff after serving as video coordinator and special teams quality control assistant at his alma mater, Villanova. As an undergraduate at Villanova, McGrath was a student assistant for the Wildcats' nationally-prominent FCS program. He also served on staff at Episcopal Academy during that time, helping the prep squad to an 8-3 record in 2013.

In addition to his experience at the college level, McGrath has worked with various professional indoor football leagues. He coached the 2013 and 2014 seasons with the Harrisburg Stampede, winning an American Indoor Football Championship in his first year. He was also on the staff of the Indoor Football League's Reading Express during the 2012 season.

A native of Andover, Mass., McGrath graduated from Villanova in 2013 with a bachelor's degree in civil engineering and a minor in mathematics.

Manny Miles joined the Carolina football staff as an offensive quality control coach in March of 2023. Miles came to Chapel Hill after spending three seasons as a graduate assistant coach at Arkansas St., working on the offensive side of the ball.


A-State's offense finished the 2021 season ranked 11th in the nation in passing offense (313.9 ypg) and averaged nearly 400 yards total offense per game to rank fourth in the Sun Belt Conference. The Red Wolves put up over 500 yards in a game four times, including 680 against Memphis for the fourth most in school history.

His first season saw the program rank second in the nation in passing offense (364.4 ypg) and averaged 488.9 yards of total offense that was not only the 14th highest in the country, but also the second best in school history.

The Red Wolves' prolific passing offense put up 39 touchdowns, which broke both the school and Sun Belt Conference records. The offense averaged 6.3 yards per play for the second-highest mark ever by an A-State team and average 32.9 points per game to rank 35th in FBS.

Miles went to A-State after spending the 2019 season as a quarterback for the Kansas Jayhawks. A graduate transfer to Kansas, Miles saw action in five games, completing 9-of-17 passes for 114 yards and a touchdown.

A Baton Rouge, La. Native, Miles went to Kansas after four seasons at North Carolina. He finished his career with the Tar Heels completing 3-of-5 passes for 55 yards and a touchdown.



JAY CLEMENTS




OFFENSIVE
GRADUATE ASSISTANT



Jay Clements joined the Carolina football staff as an offensive graduate assistant in February of 2023. Clements was most recently at North Texas as a GA for the offensive line.

Prior to UNT, Clements coached high school football for four years in Texas.

Clements is a native of Waco, Texas. He graduated from Baylor University, where he played tight end.



CAM SPENCE



DEFENSIVE
GRADUATE ASSISTANT



Cam Spence joined the Carolina football staff as a defensive graduate assistant in March of 2023. Spence came to Chapel Hill after spending a year at Ohio State as a defensive graduate assistant.

Spence played at the University of Maryland in 2017 and 2018. He medically retired in 2019 and began to independently train players including Derrick Brown of the Carolina Panthers and Javon Kinlaw of the San Francisco 49ers.

From 2019-21, Spence served as a student assistant defensive line coach at Maryland. He worked at the University of Miami prior to his time at Ohio St.

A native of Washington, D.C., Spence attended high school at both IMG Academy and St. John's College. He was a four-star prospect by every major recruiting service and ranked as the No. 2 player in Washington, D.C. by 247Sports. Spence earned his communications degree in 2021 from Maryland.



TYLER SCOTT



OFFENSIVE
GRADUATE ASSISTANT



Tyler Scott joined the Carolina football staff in June of 2022 as an offensive graduate assistant. Scott began his coaching career at the high school level in Texas before reuniting with his former college offensive coordinator Phil Longo.

While coaching in high school, Scott produced seven all-district players and led his wide-receiver group to over 3,500 yards receiving and 35 TDs in three years. He served as a mentor in the school's mentor programs showing his dedication to building young leaders.

Scott played at Sam Houston State University from 2014-18 in one of the most proficient offenses in FCS history. He played in 49 career games, making 37 starts. He began his collegiate journey as a walk-on his freshman year before being awarded an athletic scholarship his sophomore season. Scott posted 104 receptions for 1,119 yards and seven TDs with single-game highs of eight receptions and 130 yards.

A team captain, Scott was a member of the team's Leadership Council and was a member of the Freshman Leadership Program on campus separate from the football team. He was also selected to the Southland Conference Commissioner's Honor Roll.

Scott graduated with a degree in kinesiology in 2017, followed by a master's in sports management in 2019.

SUPPORT STAFF



DANIEL BERNSTEIN
DIRECTOR OF
PLAYER PERSONNEL
SECOND YEAR AT UNC

Daniel Bernstein joined the Carolina football staff in July of 2021 as Assistant Director of Player Personnel. Bernstein assists in the recruiting needs of the defensive coaching staff. He helps manage film, evaluations, and prospect information. He also assists in recruiting travel plans of


the defensive staff, and also helps with on-campus recruiting visits.

Previously, Bernstein was at the University of Texas as a Recruiting Assistant for two seasons and helped bring in two top-15 classes nationally (2020, 2021). He assisted in day-to-day recruiting operations and helped with on-campus recruiting visits.

In 2019, Bernstein worked for the Cleveland Browns in the Fan Experience & Special Events department.

Bernstein received his Bachelor's Degree in Strategic and Corporate Communications from Chapman University in 2017, and a Master's Degree in Sport Management from Texas in 2020.

Bernstein, an Eagle Scout, is a native of Los Altos Hills, Calif. and married his wife Eliza in October 2020.



MELISSA CARROLL
RECEPTIONIST
SECOND YEAR AT UNC

Melissa Carroll joined the Carolina football program in June of 2022 as the p.m. receptionist. Carroll also worked in the UNC Department of Ophthalmology as a program coordinator, managing the residency program and special events.

Carroll has volunteered as a UNC Young Life leader and tutor at Culbreth Middle School. She was born and raised in Chapel Hill and graduated from Carolina in 2018 with a degree in exercise and sport science.




JAMESHA CLANTON
ASSISTANT DIRECTOR OF
BUSINESS OPERATIONS
SECOND YEAR AT UNC

Jamesha Clanton joined Carolina Athletics in September of 2021 as the Assistant Director of Business Operations for Football. Prior to joining UNC, Clanton spent two years at George Washington University as a Financial Analyst, where she managed the budget for 18 teams and

units within the athletics department.

Clanton started her career in tax accounting, working for both KPMG and Robert C. Gottke, CPA, PLLC. While maintaining her accounting career, Clanton interned with the Washington Redskins as a PR Game Day Intern and also worked with Separation Sports Management, assisting with their budgeting, planning, and execution of elite basketball showcases and tournaments across the country.

Clanton earned her bachelor's degree in accounting from Howard University in 2011. While attending Howard, she worked with the football program as a student manager. Clanton is the daughter of UNC alum, Patricia Jackson Clanton.



KEVIN DONNALLEY
DIRECTOR OF THE KOMAN
GAME PLAN FOR SUCCESS
THIRD YEAR AT UNC

Carolina Football Family member and NFL veteran Kevin Donnalley joined Mack Brown's staff as director of high school relations on March 23, 2020. Donnalley transitioned into the role of Director of the Koman Game Plan for Success in January of 2022. Donnalley returned to Chapel Hill after spending four years as the director of

student-athlete development at Charlotte.

As the Director of the Koman Game Plan for Success, Donnalley focuses on the development of student-athletes "off the field. He coordinates initiatives in leadership, career development, and community service.


While the Director of High School Relations, Donnalley provided outreach to all high school coaches by establishing, maintaining and improving relationships between them and the football staff. He fostered strong relationships with those coaches to enhance the recruiting efforts of the program. In addition, Donnalley oversaw all high school communications, served as the practice guest liaison, and assisted with recruiting events and visits.

Donnalley served in a number of roles at Charlotte since the program started in 2013 before settling into his director of player development position. He worked in strength and conditioning initially and was set to move into player development but was thrust into coaching the offensive line during the 2015 season. Donnalley moved into player development in 2016, where he led the strategic planning for development and worked closely with student-athletes. He was heavily involved in camps and increased attendance through relationship building with coaches locally, regionally and nationally. In addition, Donnalley developed strong relationships with local schools, hospitals and non-profits to diversify community-service opportunities.

In addition to his work at Charlotte, Donnalley has also been a long-time philanthropist and public speaker. He founded the March Forth with Hope Foundation in 2005 to provide support for families with children facing life threatening medical conditions. He's also served as a committee chair for the Charlotte Christian School and an advisory board member for the Make a Wish Foundation. As a speaker, Donnalley has presented at various conferences, corporate events and professional development sessions on topics such as leadership, teamwork and overcoming adversity.

Donnalley played 13 seasons in the NFL as an offensive lineman. He was selected in the third round of the '91 NFL Draft by the Houston Oilers and went on to play there from 1991-96, a time that included three playoff runs. In 1997, Donnalley played for the Tennessee Titans before heading to the Miami Dolphins from 1998-2000 for three seasons of playoff football. He completed his career by playing three seasons for the Carolina Panthers that included a run to Super Bowl XXXVIII following the 2003 season.

A 1991 graduate of North Carolina with a degree in economics, Donnalley played for Mack Brown and was a three-year letterman and captain for the Tar Heels. He earned All-America and all-conference honors as a senior in 1990 and was part of the group that laid the foundation for Carolina's unprecedented success during the ensuing decade.



MATTHEW FEDDER
ASSISTANT DIRECTOR OF
CREATIVE SERVICES
FIFTH YEAR AT UNC

Matthew Fedder joined the GoHeels Productions staff in 2019 and serves as an Assistant Director of Creative Services. He manages all creative video production for the Carolina football program and shares social media responsibilities.

Fedder is a 2019 graduate of the UNC Kenan-Flagler Undergraduate Business Program with a degree in business administration. While a student, he worked as a student employee in the football video office for three seasons. He served two of those seasons as head student video editor.



JASON FREEMAN
EQUIPMENT MANAGER
26TH YEAR AT UNC

Jason Freeman was promoted to head equipment manager for the UNC football program in 2016. He is responsible for directing, planning, organizing and implementing the football equipment room functions for football staff and student-athletes. He is also responsible for communicating needs and product feedback to

Jordan Brand and Nike representatives.

Freeman served as UNC's assistant football equipment manager from 1999-2015.

Freeman is a 1998 graduate of UNC with a bachelor's degree in exercise and sport science. As an undergraduate, he worked as a student manager in the equipment room beginning in 1995. After graduation, he served one season as an intern and was hired full-time in 1999.

Freeman is a native of Weaverville, N.C., and is married to the former Stacy Meiggs, a 2004 graduate of UNC. The couple has a son, Nash.



JOE HAYDON
DIRECTOR OF FOOTBALL OPERATIONS
20TH YEAR AT UNC


Joe Haydon joined the UNC staff in 2004 and serves as the football team's director of operations, a position he began in 2006. Haydon coordinates team travel, serves as the liaison with the compliance office, handles the onboarding of incoming football student-athletes and works with the NCAA on student-athlete admissions

and eligibility.

A native of Wayland, N.Y., Haydon played basketball at Division III Rochester Institute of Technology. He was the team captain and earned Academic All-America honors as a senior.

After spending two years in the telecommunications business, Haydon attended Carolina's sports administration graduate program. He worked as an intern in the football office in 2004, was hired as the assistant director of football operations in 2005 and was promoted to Director in 2006.

Haydon and his wife, Melissa, have two sons, Bryce and Chase.



COREY HOLLIDAY
ASSOCIATE ATHLETIC DIRECTOR
FOOTBALL ADMINISTRATION
23RD YEAR AT UNC

Corey Holliday joined the UNC staff in 2001 and serves as Associate Athletic Director for Football Administration, a position to which he was promoted in 2006. Holliday coordinates daily football program administration, works with the University admissions office, supervises football operational personnel and handles other administrative duties as assigned by athletics director Bubba Cunningham and head coach Mack Brown.


Holliday earned a B.S. in business administration from UNC in 1993 and returned to earn his master's in sport administration in '97. A four-year letterwinner at Carolina from 1989-93, he finished his career as the Tar Heels' leading receiver (2,447 yards), which currently ranks fourth all-time. His 155 receptions ranked fourth on Carolina's all-time list at the conclusion of his collegiate career and are currently seventh. Team co-captain as a junior and senior, he caught at least one pass in an ACC-record 45 consecutive games for the Tar Heels from 1990-93.

After UNC, Holliday went on to play four seasons with the Pittsburgh Steelers and was a member of four divisional championship squads. He played in Super Bowl XXX against the Dallas Cowboys and had two receptions and two special teams tackles.

Holliday has also held positions with the Atlantic Coast Conference, the UNC Ram's Club, and The Ohio State University. Before returning to Chapel Hill, he was a Business Process Analyst for Andersen Consulting in Columbus, Ohio.

Holliday was selected as one of 25 athletics administrators to participate in the inaugural 2001-02 NCAA Leadership Institute for Ethnic Minority Males.

Holliday and his wife Angela (UNC '94) have two sons, Christopher and Nicholas.




HEATHER HOLT
ADMINISTRATIVE ASSISTANT FOR
FOOTBALL OPERATIONS
SECOND YEAR AT UNC

Heather Holt returned to her alma mater and joined the Carolina football staff in March of 2022 as the administrative assistant for football operations. She works with the operations staff on daily office tasks, assists coaches with clinics and camps, and collaborates with all departments regarding special projects.

Before returning to Carolina, Holt worked as a high school English teacher at Southern Alamance High School, where she spent a few years coaching cheerleading and serving as the NCHSAA Piedmont Student-Athlete Summer Institute co-director. In this role, she had the opportunity to coordinate, organize, and plan summer leadership camps for high school athletes from 31 of NC's counties held at Elon University in Elon, N.C.

Holt worked in the football office as a student for four seasons while earning her undergraduate and graduate degrees. She earned her BA in Sports Administration and English in 2007, followed by her Master of Arts in Teaching in 2008.

SUPPORT STAFF



JESSICA HRYN
DIRECTOR OF ON-CAMPUS RECRUITING
SECOND YEAR AT UNC

Jessica Hryn joined the Carolina football staff in August of 2021 as the Director of On-Campus Recruiting. She assists with Coach Brown's recruiting, leads official visits for recruits, and supports with all on-campus efforts.

Hryn came to Carolina from Texas Tech, where she served as the Director of On-Campus recruiting. She coordinated all on-campus recruiting efforts for the Red Raiders which oversaw many of the recruiting functions regarding campus visits for prospective student-athletes, including the planning of all travel, accommodations, meals, meetings, tours, and activities.

Hryn was previously the assistant director for on-campus recruiting at Temple, where she oversaw all unofficial and official visits, junior days and gameday recruit programing. She was promoted in February 2020 after spending the 2019 season as a graduate assistant in the Temple recruiting and operations office.

Prior to Temple, Hryn spent one year as an entertainment intern for the Carolina Panthers, assisting with not only the gameday experience but also coordinating special events. She was also a training camp intern with the Chicago Bears during the summer of 2017.

During her time with the Panthers, Hryn spent time as a volunteer recruiting assistant for the University of North Carolina-Charlotte staff where she assisted with gameday recruiting operations and helped maintain the recruiting database throughout the 2018 season.

Hryn is a 2018 graduate of the University of Alabama, earning her degree in Sports Broadcasting. While in Tuscaloosa, she served as a student recruiting assistant for the Crimson Tide, assisting in all aspects of on-campus recruiting for an Alabama program that boasted top-ranked recruiting classes during that time.

MOLLY JACOBY
DIRECTOR OF
RECRUITING STRATEGY
THIRD YEAR AT UNC



Molly Jacoby joined the Carolina football staff in August 2021 as the Assistant Director of On-Campus Recruiting. She assists with planning and executing all on-campus athletics recruiting events, as well as organizing and managing recruiting visit logistics.

Jacoby graduated from the University of Georgia in 2021 with a B.B.A in Marketing and a minor in Spanish. She worked in the football recruiting office as a student assistant for four seasons, where she helped the Bulldogs sign two No. 1-ranked recruiting classes as well as two Top-5 classes. Upon graduation, Jacoby continued to work for Georgia as a Recruiting Analyst. Jacoby is a native of Atlanta, Ga.

KEEGAN KEMPF
FOOTBALL OPERATIONS ASSISTANT
FIRST YEAR AT UNC




Keegan Kempf joined the Carolina Football staff as a Football Operations Assistant in May of 2023. Kempf came to Chapel Hill from the University of Utah, where he spent the 2022 season as a Football Operations Graduate Assistant.

Previously, Kempf spent time at Ohio State University (2018-2022) with the athletic department and Ohio University (2021 training camp).

Kempf earned his bachelor's degree in Business Administration with a

specialization in Operations Management from the Ohio State University in 2022. In 2023, he received a Master's of Science in Finance from the University of Utah.




HEATH KLEINDIENST
DIRECTOR OF GRAPHIC DESIGN
SECOND YEAR AT UNC

Heath Kleindienst joined the Carolina football program as the Director of Graphic Design in February of 2022. In that role, Kleindienst manages all graphic design production and assists with other creative tasks for the football program. Prior to joining the Carolina program, he worked with the NC State women's basketball program, where he assisted with social media design, recruiting content, and gameday photography.

Before moving to North Carolina, Kleindienst served as a creative content intern for Arizona athletics and its football program from 2018-21, while also studying there. His role for the Wildcats football program consisted of recruiting content creation, helping run the recruiting photoshoots, and assisting with the social media graphic design needs for the team.


ALEX MARRS
DIRECTOR OF HIGH SCHOOL RELATIONS
SIXTH YEAR AT UNC



Alex Marrs joined the Carolina Football staff as an offensive quality control assistant in 2017 and moved into the position of Director of High School Relations in January of 2022. In this role, Marrs provides outreach to all high school coaches by establishing, maintaining and improving relationships between them and the football staff. He fosters strong relationships with those coaches to enhance the recruiting efforts of the program. In addition, Marrs oversees all high school communications, serve as the practice guest liaison, and assists with recruiting events and visits.

A former Tar Heel letterman who volunteered with the football program following graduation, Marrs came to Chapel Hill in 2010 as a walk-on, saw time at deep snapper during the 2013 season and started at deep snapper during 2014. Marrs has a bachelor's degree in exercise and sport science.

CONNOR PENDLETON
ASSISTANT EQUIPMENT MANAGER
THIRD YEAR AT UNC



Connor Pendleton was hired as the Assistant Equipment Manager in February of 2021.

Before joining the Tar Heels, Pendleton interned for one season at the University of Georgia in the football equipment room. His main responsibilities included assisting with inventory management, uniforms, and CoachComm. Prior to Georgia, he interned at UAB, handling day-to-day equipment operations for Olympic sports and assisting with football on the weekends.

Pendleton is a 2019 graduate of Auburn University with a bachelors degree in public administration. As an undergraduate, he worked as a student manager for the football team. Following graduation, he completed an equipment internship with the Miami Dolphins during their 2019 training camp.

Pendleton is a native of Birmingham, Ala. and is married to the former Lissie Long, a 2020 Auburn graduate.




WILLIAM RANKIN
EQUIPMENT INTERN
FIRST YEAR AT UNC

William Rankin joined the Carolina Football staff in May of 2023 as the Equipment Intern. Rankin made his way down the mountain from Appalachian State University, where he started as a student equipment manager in the spring of 2018. He graduated in the spring of 2022 with a degree in Business Management and a minor in Supply Chain Management.

Rankin served as the Assistant Equipment Manager for the 2022 football season and 2023 spring semester at App St. before moving to Chapel Hill.

Rankin is married to Madelaine Amato.



JULIAN ROWE-COHEN
ASSISTANT DIRECTOR OF
PLAYER PERSONNEL
THIRD YEAR AT UNC

Julian Rowe-Cohen joined the Carolina football staff in March of 2022 as the Assistant Director of Player Personnel. Rowe-Cohen assists in the recruiting needs of the coaching staff including management of the recruiting board, completion of player evaluations and retrieval of prospect information in addition to aiding in on-campus recruiting efforts for relevant prospects. He also assists with the planning and execution of coaches' recruiting travel plans and communication schedules.

Prior to joining Carolina football, Rowe-Cohen worked at the University of Texas for four seasons. He joined Texas Football in 2018 as a video operations intern before transitioning to player personnel and recruiting in 2019. As a recruiting assistant and player personnel analyst, Rowe-Cohen helped the Longhorns bring in three top-15 classes nationally, including the nation's 5th ranked class in 2022. While at Texas, he assisted with day-to-day recruiting operations, player evaluations and on-campus recruiting visits.

Previously, Rowe-Cohen worked as a training camp intern with the Houston Texans in the radio department and as a summer marketing intern at HBO.

Rowe-Cohen received dual degrees in sport management and journalism from the University of Texas in 2021.

Rowe-Cohen, an avid musician, is a native of New York, N.Y.



DARRYL SANDERS
ASSISTANT VIDEO DIRECTOR
23RD YEAR AT UNC

Darryl Sanders joined the Carolina football program as an assistant video director in 1999. Sanders has over 30 years of camera experience, including the 1996 Summer Olympics, the 2002 Winter Olympics and the Carolina Hurricanes.



JEREMY SHARPE
ASSISTANT A.D./FOOTBALL
COMMUNICATIONS AND BRANDING
FIFTH YEAR AT UNC

Jeremy Sharpe joined the North Carolina athletics department in March 2019 as the Director of Football Communications and Branding. In this role, Sharpe serves as the primary media relations contact for Carolina football and head coach Mack Brown, while overseeing all external branding initiatives for the program. He also oversees all football social media and serves as the primary liaison between the football program and GoHeels Productions and Creative Services, Athletic Communications, Athletics Marketing and other supporting units.

Sharpe spent the previous five years as the Associate A.D. for Communication Services for Arizona Athletics. His primary duties included the implementation of all communication strategies for the athletics department and managing budget and resource allocation for communication services, while overseeing seven full-time staffers and 10 student assistants. He worked with all arms of the external operations staff to provide messaging for the Wildcat Club, C.A.T.S. Academics, marketing, ticketing and other strategic initiatives. Sharpe also oversaw the production of Wildcat Wednesday, the Athletics Director's weekly e-mail communication sent to over 180,000 subscribers. In addition, in the fall of 2016, he was appointed as sport liaison for soccer and worked closely with the soccer staff and administration to support the program.

From 2010-13, Sharpe worked at the University of South Florida in Tampa, where he served as the Assistant A.D. for Communications. While at USF, he oversaw all aspects of communications for the athletics department, while serving as the primary contact for the football program. As part of the external leadership team, Sharpe developed messaging and strategic advice for communications, marketing, ticket operations, IMG sponsorship and broadcasting and donor functions. He also led a restructuring of the communications office resulting in the hiring of a full-time writer and the creation of a multimedia department. Those changes, and an increased focus on internal coverage, produced an increase of five million page views, helping to enhance USF's brand.

Prior to USF, Sharpe spent six years as Assistant and Associate Media Relations Director at Texas. During his time with the Longhorns, he served as a media relations liaison between the Texas athletics department and all media outlets for football, track and field and the prestigious Texas Relays. He also developed and maintained external messaging for the athletics department and managed social media elements for both football and track and field. In addition, he assisted in all facets of communications, including media campaigns for players, coaches and the department. Sharpe worked on numerous national award campaigns that helped produce 27 All-Americans, three Heisman Trophy finalists, two National Players of the Year and numerous other individual athletic and academic awards.

A 1999 graduate from Susquehanna University in Selinsgrove, Pa.,



with a bachelor's degree in communications, Sharpe went on to earn a master's degree from George Washington University in 2004. While earning his master's degree in Tourism Administration (with a concentration in Sports Management), he served as a graduate assistant and managed the day-to-day communications for the Colonials' nationally-ranked women's basketball team, men's and women's cross country, gymnastics, men's and women's tennis and softball teams.

Sharpe started his career in public relations at Edelman Public Relations in September 1999, where he managed the day-to-day coordination of one of the firms' pharmaceutical clients, coordinating activities of both junior and senior-level staff. In addition, he designed and developed a website for Wash America, a PR Week and Sabre-award-winning campaign to raise money for victims of 9/11.

A Hummelstown, Pa., native, Sharpe is married to Amy McMillan Sharpe, who serves as a Senior Vice President with global public relations and integrated marketing communications firm FleishmanHillard. The couple has two daughters, Addison and Sydney.



JAMES SPURLING
DIRECTOR OF KENAN STADIUM AND
KENAN FOOTBALL CENTER
17TH YEAR AT UNC

James Spurling is the director of Kenan Stadium and Kenan Football Center, where he has served since 2006.

His daily role encompasses the operation of these two facilities. This includes: booking events, collecting revenue for the facilities, collaborating with university entities on special events held in the stadium, as well as assisting with away game travel for the football team.

Spurling currently serves on the desired behaviors committee for the Athletic Department, the honors and awards committee and the University commencement committee.

Spurling currently serves on the desired behaviors committee for the Athletic Department, the honors and awards committee and the University commencement committee.

In December of 1998, Spurling was chosen by the Governor's office and the Colonel of the North Carolina State Highway Patrol as an honorary lifetime member.

In the past, he has served as a member of the Board of Directors for the Educational Foundation and was chosen board member of the year by the foundation in 2004.

As a former business owner in Chapel Hill for 23 years, Spurling has built a great relationship with the University and the Athletic Department. He was a volunteer with the UNC football program for many years prior to becoming a full-time staff member. Spurling is eternally grateful to the late Ernie Williamson for helping him form life-long relationships with the Rams Club and Athletic Department over the years. In 2003, Paul and Sydna Rizzo endowed a full football scholarship in Spurling's name to express their appreciation for his life-long commitment to the University of North Carolina. Subsequently, in 2009 the Athletic Department honored him with the Ernie Williamson award for his love and loyalty for the University, the Athletic Department and its student-athletes.



RICK STEINBACHER
SENIOR ASSOCIATE ATHLETIC DIRECTOR
23ND YEAR AT UNC

A 23-year veteran as a senior administrator, Rick Steinbacher joined the North Carolina Athletics Department in 2000 and now serves as Senior Associate Athletics Director, Capital Projects and Facilities. In addition, he serves as a sport administrator for football and women's lacrosse, overseeing all facets of student-athlete

life, while developing career planning and networking opportunities for both programs.


During his tenure, Steinbacher has been heavily involved in building the department's culture and strategic planning. He helped lead all facets of "UNC: A Better Blue Begins with You," a culture and service initiative developed in partnership with the Disney Institute for the entire department including academic services, sports medicine, the Rams Club and all athletics department administrative units. He also designed curriculum for a two-year culture change engagement with the Disney Institute. In addition, Steinbacher helped lead the creation and implementation of "Carolina Leads, A Strategic Plan for Carolina Athletics" and "Together We Win," both five-year department strategic plans. In doing so, he participated in all facets of strategic-plan development including assessment, design, installation, management and tracking.

From 2012-19, Steinbacher held the title of Senior Associate Athletic Director for External Communications, managing the department's marketing, new media and gameday customer relations. In that role, he oversaw department-wide revenue generation for ticket sales, corporate sponsorships, concessions, merchandise and other sources of revenue. His work helped grow department revenues from \$46 million in 2006 to \$93 million in 2018. Steinbacher also negotiated a \$151 million agreement with Learfield Sports for multi-media rights; including TV, radio, event signage and hospitality, and corporate partnerships. He helped lead the planning for Carolina's Media and Communications Center and oversaw phase one and two of an \$88 million football stadium renovation, which included the construction of the Loudermilk Center for Excellence.

A 1993 Carolina graduate and football letterwinner, Steinbacher began his professional career at UNC working with the football program from 2000-06, then serving as Associate Athletic Director for Marketing and New Media from 2006-12. Steinbacher also spent time as the color analyst and sideline reporter for UNC football broadcasts as part of the Tar Heel Sports Network.

A Greenville, S.C., native, Steinbacher graduated with a degree in business administration. He was also a four-year football letterwinner at Carolina from 1990-93, starting 30 games and making over 300 tackles at inside linebacker and earning All-ACC honors as a senior, when he captained the team to a 10-3 record. After graduation, Steinbacher spent five years in sales and marketing with Procter and Gamble, based in Charlotte, and then joined Tar Heel Sports Marketing, where he was a Vice President for Account Development.

Steinbacher and his wife, Valerie, a 1989 UNC graduate, have two daughters, Donna and Kiersten. Donna earned her bachelor's degree in 2017 from UNC in chemistry and is currently seeking her doctorate in UNC's Eshelman School of Pharmacy. Kiersten also attends UNC, majoring in sports administration, while serving as a manager for the men's basketball team. Steinbacher's brother Steve was also a football player at Carolina from 1984-88, his sister Donna was a swimmer from 1986-87 and his sister-in-law Erika Steinbacher was an All-ACC diver at Carolina from 1984-88.



PATRICK SUDDES
ASSISTANT A.D./GENERAL MANAGER
SECOND YEAR AT UNC

Patrick Suddes joined the Carolina football staff in February 2022 and serves as the programs Assistant A.D. and General Manager. An Atlanta native, Suddes came to Chapel Hill from Georgia Tech, where he served as the Yellow Jackets' General Manager for three seasons. In that role, he was responsible for directing the

recruiting office and roster management.


During his time at Tech, Suddes oversaw the efforts that led to consecutive nationally-lauded recruiting classes. Georgia Tech's 2020 class was ranked No. 24 nationally by Rivals, which marked only the second time in school history and the first time in 13 years that Tech landed a top 25 recruiting class. The Yellow Jackets' 2021 class was also a top-20 class, including the rankings of 11 highly-ranked transfers. In all, Georgia Tech added 18 four- or five-star recruits and 13 of the 45 highest-ranked recruits in program history while Suddes served as general manager.

Suddes, who has worked exclusively with Power Five conference programs and NFL organizations over the course of his 16-year career, arrived at Georgia Tech after three seasons at Auburn (2016-18), first as the Tigers' director of player personnel, then as Assistant A.D. for Football. In his role at Auburn, he oversaw player personnel and worked directly with head coach Gus Malzahn on roster management.

Prior to his three-year stint at Auburn, Suddes spent two seasons as Assistant A.D. for Recruiting at Arizona State, one season as Director of Player Personnel at Texas (2013) under current UNC Head Coach Mack Brown, and six seasons as Associate Director of Football Operations at Alabama (2007-13).

Before his arrival at Alabama, Suddes worked under Nick Saban with the Miami Dolphins, first as a defensive assistant (2005), then as an offensive assistant (2006). His career began under Saban as a recruiting intern at LSU in 2004.

Suddes graduated from Marist H.S. in Atlanta, before attending Alabama, where he earned a bachelor's degree in business management in 2005. He and his wife, Rachel, have a son, Lawson, and a daughter, Lucy.



MATT VERDEROSA
DIRECTOR OF VIDEO SERVICES
SECOND YEAR AT UNC

Matt Verderosa joined the Carolina football program in July of 2022 as the Director of Video Services. Verderosa came to Carolina after spending three seasons at Texas A&M as the Assistant Video Coordinator. While at A&M, he managed a 100+ client Catapult network, assisted the coaches with all game film and game preparation needs, and maintained all data associated with

self and opponent scouting. Verderosa spent the 2017 and '18 seasons at North Texas, working as the Assistant Video Coordinator.


A native of Apex, N.C., Verderosa is a 2017 graduate of N.C. State University. During college, he spent four seasons as a student video operations assistant with the football program. He also spent one season as a scouting intern with the NHL's Carolina Hurricanes.



MARY VOELKEL
RECEPTIONIST
FIRST YEAR AT UNC

Mary Voelkel joined the Carolina football staff as the a.m. receptionist in 2022. Voelkel comes to the program with extensive experience in environments that require customer service and integrity. She spent 15 years in sales and marketing, and seven years as an assistant second-grade teacher. Voelkel has volunteered her time with many organizations on UNC's campus, including UNC Hospitals, the Lineberger Hematology Clinic and Carolina Fever Lacrosse Club, highlighting her passion for the University and understanding of the goal of the athletics department to inspire through athletics.

Voelkel is originally from Baltimore, Md. and moved to Chapel Hill in 1995. She has three children, a daughter currently in nursing school at UNC, a son who is a general contractor in Chapel Hill, and another son in graduate school. Both of her sons played collegiate lacrosse.



TYLER TIMM
ASSOCIATE DIRECTOR OF MEDIA RELATIONS
FIRST YEAR AT UNC


Tyler Timm is the secondary media contact with Carolina Football and is the primary communications director for the nationally acclaimed women's tennis program.

Prior to joining the Tar Heels, Timm was at Iowa State University where he was the primary media contact for women's soccer, gymnastics, softball and the secondary media contact for men's basketball.

Timm spent one year at Wake Forest University as an Athletics Communications Assistant where he eventually served as the primary contact for volleyball during the 2021 season. Timm also assisted with field hockey, men's and women's soccer, football and baseball statistical duties while also writing men's and women's basketball recaps.

Timm got his start in athletics communications in 2016 as an intern at Stanford.

Timm has a Master's degree in Teaching - Special Education from Pacific University (2018) and a B.A. in Journalism and Communications from the University of Oregon (2016). He is a native of Sturgis, Michigan.



ALEX WHITE
DIRECTOR OF RECRUITING
SECOND YEAR AT UNC

Alex White returned to her alma mater and joined the Carolina football staff in January of 2021 as the coordinator of the head coach's external relations. She assists Mack Brown with his recruiting and donor relationships, coordinates donor events, and collaborates with the recruiting department for special projects.

White spent the 2020 season as the director of on-campus recruiting at Virginia Tech. She coordinated all virtual visits due to the Covid-19 pandemic, oversaw the student recruiting staff, managed the recruiting database and developed a strategic communications plan for the coaching staff.

Before joining the Hokies, White served as the recruiting and operations assistant at Appalachian State. Her duties included overseeing all official and unofficial visits, assisting in player evaluations and creating relationships with recruits, players, parents and high school coaches.

White is a 2019 UNC graduate. She worked in the football recruiting office as a student for four seasons while majoring in exercise and sport science.



BRIAN HESS
 HEAD STRENGTH & CONDITIONING COACH
 FIFTH YEAR AT UNC




Brian Hess was named head strength and conditioning coach for the North Carolina football program on Jan. 2, 2019. A Certified Strength and Conditioning Specialist with the Collegiate Strength and Conditioning Coaches Association, Hess came to UNC after spending three years at Army (2015-18), two of which were as the head football strength and conditioning coach.

Prior to his time at West Point, Hess spent two seasons as the head strength and conditioning coach at Sam Houston State (2013-15). He worked with six different teams with the Bearkats - football, volleyball, women's basketball, tennis, bowling and the throwers of the track and field squad.

Before his time at SHSU, Hess led the strength and conditioning efforts at Delaware from 2011-13, when he was responsible for more than 575 student-athletes representing the Blue Hens' 21 sport programs.

Hess earned his first full-time position at Harvard, where he served as an assistant strength and conditioning coach from 2009-11. While at Harvard, he worked as the second assistant for football and directed efforts for the track and field, men's and women's soccer, women's lacrosse, women's swimming, Nordic skiing, men's and women's water polo, fencing and women's tennis teams.

Prior to his time at Harvard, Hess spent one season as an intern at Georgetown (2008-09) working with Augie Maurelli. His duties included the football, men's and women's basketball, baseball, crew and women's lacrosse programs. He also designed and led strength and conditioning programs for the field hockey and sailing teams.

Hess began his coaching career as an intern at the University of Iowa under head strength and conditioning coach Chris Doyle in 2008.

A native of Kingston, Mass., Hess earned his degree in applied exercise science from Springfield (Mass.) College in 2008. After beginning his college career at Trinity College, he moved on to Springfield and was a two-year starter at linebacker for the football team, serving as team captain in 2007. In 2006, Hess helped lead the team to a 10-2 record and a berth in the NCAA Division III football playoffs.

POSTSEASON EXPERIENCE

As a Coach

2022	Holiday Bowl (North Carolina)
2021	Duke's Mayo Bowl (North Carolina)
2020	Orange Bowl (North Carolina)
2019	Military Bowl (North Carolina)
2018	Armed Forces Bowl (Army)
2017	Armed Forces Bowl (Army)
2016	Heart of Dallas Bowl (Army)
2015	FCS Semifinals (Sam Houston State)
2014	FCS Semifinals (Sam Houston State)
2013	FCS Second Round (Sam Houston State)
2008	Outback Bowl (Iowa)

As a Player

2006	DIII Playoffs (Springfield)
------	-----------------------------

BRIAN HESS COACHING YEAR-BY-YEAR

Year	School	Position
2019-	North Carolina	Head football strength and conditioning coach
2017-18	Army	Head football strength and conditioning coach
2015-17	Army	Assistant football strength and conditioning coach
2013-15	Sam Houston State	Head strength and conditioning coach
2011-13	Delaware	Head strength and conditioning coach
2009-11	Harvard	Assistant strength and conditioning coach
2008-09	Georgetown	Strength and conditioning intern
2008	Iowa	Strength and conditioning intern




STRENGTH & CONDITIONING/NUTRITION STAFF



A.J. BLUE
ASSISTANT STRENGTH AND
CONDITIONING COACH

A.J. Blue joined the North Carolina strength and conditioning staff in 2015, serving as an assistant strength and conditioning coach with the football program.

A Dallas, N.C., native, Blue graduated from North Gaston High School in 2008 and earned a communications degree from UNC in 2013. A letterwinner and team captain for Carolina football, Blue played primarily at running back during his four seasons with the Tar Heels.



DEAN MOEGE
ASSISTANT STRENGTH AND
CONDITIONING COACH


Dean Moege is an assistant strength and conditioning coach for football and the University of North Carolina. A Certified Strength and Conditioning Coach through the National Strength and Conditioning Association, Moege heads the performance analytic technologies for the staff. He has been a full-time staff member since the 2014 season.

Prior to his full-time position, Moege served as a performance coach at Triangle Sports Performance Center (2014), where he trained athletes in a variety of sports including football, olympic weightlifting, basketball and track.

Moege earned his degree in exercise and sport science from North Carolina. During his time at the University, he started his coaching career as a strength and conditioning intern (2012-2014).

Immediately following high school, Moege joined the United States Army (2005-10). During that time, he served in combat deployments to both Iraq and Afghanistan.

Moege is a native of Paxico, Kan. and resides in Durham with his wife Kelly and daughter.



SIMON HAAKE
ASSISTANT STRENGTH AND
CONDITIONING COACH

Simon Haake joined the North Carolina strength and conditioning staff in 2022, serving as an assistant strength and conditioning coach with the football program.

Haake came to North Carolina after spending three years at Texas A&M working with Olympic Sports as a sports performance coach. Prior to Texas A&M,

Haake was an assistant strength and conditioning coach with football at North Carolina from 2011-2018.

Haake graduated from UNC-Chapel Hill in 2013 with a Master's Degree in Exercise Physiology. He is certified through the National Strength and Conditioning Association (CSCS) in addition to being USA-Weightlifting certified.




AMBER RINESTINE
DIRECTOR OF FOOTBALL
PERFORMANCE NUTRITION

Amber Rinestine joined the Carolina football staff as the Director of Football Performance Nutrition in May of 2023. Rinestine returns to Chapel Hill after a two-year stint as the Head Football Performance Dietitian at Michigan St. She spent the 2020 season as Carolina's football fellow working in nutrition.

Previously, Rinestine spent time at the IMG Combine (2020), the New York Jets (2019), the Philadelphia Eagles (2019 training camp) and the University of Oklahoma (2017-19).

Rinestine started her academic career in 2013 with an Associate degree in biology from Oklahoma City Community College before earning a bachelor's degree in biology and chemistry from Southwestern Oklahoma State University in 2015. In 2019, she received a Masters of Arts in dietetics from the University of Oklahoma Health Sciences Center, adding a Master's of Science in Nutritional Sciences from the University of Oklahoma Health Sciences Center in 2020.

Rinestine is married to Tripp Ressa. The couple has two dogs, Sweets and Sealee



QUENTIN WILLEY
ASSISTANT STRENGTH AND
CONDITIONING COACH

Quentin 'Q' Willey joined the Carolina football program as an assistant strength and conditioning coach in May of 2023. Willey is a Doctor of Physical Therapy, who graduated in 2021 from Rocky Mountain University of Health Professions. Willey owned and operated his own clinic, which included both in-person and online treatment options.

Before becoming a physical therapist, Willey worked at the University of North Carolina as a strength and conditioning coach while earning a master's degree in Exercise Physiology. While at UNC, he also co-authored 13 articles covering various topics. Willey also played lacrosse at UNC and is a former member of the USA Olympic National Bobsled Team.

Since the beginning of his career, Willey has worked closely with diverse groups in the strength sports community and alongside other sports performance companies within the fitness and rehab space including Barbell Medicine and the Athletic Truth Group.

SPORTS MEDICINE STAFF



DR. MARIO CIOCCA
DIRECTOR OF SPORTS MEDICINE

Dr. Mario Ciocca has served as a team physician at the University of North Carolina since 1996 and was appointed Director of Sports Medicine in January 2010. He is currently the head primary care physician for the football, baseball and men's soccer teams.

Dr. Ciocca earned his bachelor's degree in biochemical engineering in 1989 from Columbia University, where he was a member of the intercollegiate baseball team. He then received his MD in 1993 from New Jersey Medical School and completed his residency in internal medicine in 1996 and a sports medicine fellowship in 1998 at the University of North Carolina. Dr. Ciocca is board certified in internal medicine and has a certificate of added qualification in sports medicine. He is an active member of the American Medical Society for Sports Medicine and the American College of Sports Medicine.

Dr. Ciocca is an Assistant Professor of Medicine and Orthopedics at UNC and is involved with the lecturing of students and residents at the undergraduate school as well as the medical and nursing school. He has authored journal articles and book chapters on subjects including cardiac conditions, concussions, creatine, medications and supplements, psoriatic arthritis, pneumothorax, heterotopic ossification and vascular conditions in athletes.

Dr. Ciocca and his wife Cindy have four children, Luke, Jack, Michael and Gabrielle.



DR. JEFFREY SPANG
PRIMARY ORTHOPAEDIC PHYSICIAN

Dr. Jeff Spang is a team orthopaedic surgeon and is an associate professor of orthopaedics with the UNC School of Medicine.

Dr. Spang earned his bachelor's degree in biology from Duke University and his medical degree from the Wake Forest University School of Medicine. He completed his surgical internship at Temple University Hospital and his residency in orthopaedics at the University of North Carolina. Dr. Spang also completed a fellowship in sports medicine at the University of Connecticut and a research fellowship at the Technical University of Munich in Munich, Germany.

Dr. Spang's practice is focused on sports medicine with an interest in soft tissue trauma of the shoulder and knee. He and his wife Ruth have three daughters, Emily, Julia, and Annika.



DR. ALEX CREIGHTON
ORTHOPAEDIC PHYSICIAN

Dr. Alex Creighton is a team orthopaedic surgeon and is a faculty member of the Department of Orthopaedic Surgery at UNC.

Creighton, a native of Haddonfield, N.J., received his bachelor's degree in biology from the College of William and Mary. He was a member of the Tribe baseball team and was an all-conference third basemen his junior and senior seasons.

He received his medical degree from the Medical College of Virginia/Virginia Commonwealth University and graduated a member of Alpha Omega Alpha Medical Society.

After finishing his surgical internship and residency in Orthopaedics at the University of North Carolina School of Medicine, he completed his fellowship in sports medicine/shoulder at Rush University Medical Center in Chicago.

While at Rush, he helped take care of the Chicago White Sox baseball team, Chicago Rush arena football team, and the Chicago Steel hockey team.



LUKE ROSS
HEAD FOOTBALL ATHLETIC TRAINER

Luke Ross joined the athletic training staff in 2013 and began serving as the head athletic trainer for football in 2017 after serving as a staff athletic trainer for football, fencing and cheerleading for four years. Ross earned his bachelor's degree in athletic training from Boston University in 2006 and his master's degree in exercise and sport science - athletic training from UNC in 2008. While earning his master's, Ross served as a graduate assistant athletic trainer, working mainly with the Tar Heel football and women's rowing programs.

Ross returned to UNC in 2013 after spending four seasons as the assistant athletic trainer for football at the University of Connecticut. Prior to his time at UConn, he also completed a year-long athletic training internship with the Carolina Panthers.

He is a proud NATABOC certified athletic trainer (ATC). Ross and his wife Megan reside in Chapel Hill with their two sons, Benjamin and Theodore.




JJ JOHNSON
STAFF ATHLETIC TRAINER

John "JJ" Johnson joined the UNC Sports Medicine staff in February 2022 as an athletic trainer for the football team.

Prior to UNC, Johnson spent three years in Miami at Florida International University working with the football and track & field/cross country teams. He has also interned with the Jacksonville Jaguars for the 2019 training camp and pre-season. In addition, he completed the 2018-19 season as an athletic training student intern with the Washington Commanders.

Johnson received his bachelors' degree in biology in 2016 from Christopher Newport University in Newport News, Va. While at Christopher Newport, Johnson was a student-athlete who played football. He went on to pursue a master's in athletic training from George Mason University and graduated in 2019.

A native of Northern Virginia, Johnson now resides in Chapel Hill. In addition to being a licensed & certified Athletic Trainer (LAT/ATC), Johnson is also a certified personal trainer (CPT), corrective exercise specialist (CES), and a fitness nutrition specialist (FNS) through the National Academy of Sports Medicine (NASM).



ALESSA LENNON
STAFF ATHLETIC TRAINER


Alessa Lennon joined the UNC Sports Medicine staff in the spring of 2019. Lennon spent the previous four years at the College of William and Mary, spending her last season as head athletic trainer for football.

While at W&M, Lennon was involved in the care and coordination of long term injuries, movement efficiency testing and injury prevention programs, as well as the continuing education provider for the Sports Medicine staff.

Lennon graduated from UNC with a Post Professional Master's Degree in Athletic Training in 2015. While at UNC, she worked with the Tar Heels' football and fencing programs, and completed a master's thesis on the measurement of head impact biomechanics.

Lennon has been active in the athletic training profession. From 2013-15, she was an advisor to the Mid Atlantic Athletic Trainers' Association (MAATA) Student Senate and also served on the North Carolina Athletic Trainers' Association (NCATA) Leadership Institute. Additionally, she spent a summer working with the Carolina Panthers for OTA's and mini camps. In 2018, Lennon became the VA representative for the MAATA Young Professionals Committee and currently serves as a preceptor for multiple athletic training education programs.

While completing her undergraduate education at Western Carolina University, Lennon served as a student athletic trainer for W&M and the University of Virginia.



DAVID MINCBERG
STAFF ATHLETIC TRAINER

David Mincberg returned to UNC in 2017 to serve as an assistant athletic trainer for football and fencing. Mincberg spent the previous year as an athletic training fellow at the University of Colorado, where he worked with the football program as well as the "Ralphie Handler" Live Mascot program. He was a graduate assistant athletic trainer for the Tar Heels from 2014-16, providing medical care to both football and fencing.

Mincberg is a graduate of the University of South Carolina, where he earned a bachelor's in athletic training and spent time with the Gamecock football, swimming and beach volleyball teams. He is originally from Madison, Wis.



DIRECTOR OF ATHLETICS



BUBBA CUNNINGHAM



DIRECTOR OF ATHLETICS
12TH YEAR AT UNC



AD Bubba Cunningham

Since Lawrence R. (Bubba) Cunningham officially began his duties as Carolina's director of athletics on November 14, 2011, UNC has graduated more than 1,500 student-athletes while consistently competing for championships in an array of different sports – exciting, motivating and influencing along the way. Under Cunningham's leadership, the athletic department has accomplished numerous academic and athletic achievements:

- The Tar Heels have won 21 national titles and made an additional 14 runner-up finishes.
- More than 3500 student-athletes have made the ACC Academic Honor Roll -- which requires a cumulative GPA of 3.0 or better for the year.
- More than 46 student-athletes have been named to Phi Beta Kappa honors society.
- Twelve student-athletes have been NCAA Elite 90 recipients.
- Fifteen Tar Heel teams scored a perfect 1000 in the NCAA's APR for 2021-22. Seven teams registered perfect 1000s for the four-year rate, which measures 2018-19 through 2020-21, with all of Carolina's teams reaching 950 or higher, with 16 of the teams hitting more than 990.
- The Tar Heels finished in the top 10 of the NACDA Learfield Directors' Cup eight times, including a top-ten finish in 2023.
- And student-athletes have logged more than 50,000 hours of community service, helping at hospitals and local schools, and partnering with a variety of local and national groups.

Cunningham has led by supporting, challenging and innovating. Shortly after beginning his tenure as Carolina's athletics director, he led a strategic planning process that defined the department's mission statement: "We educate and inspire through athletics."

And that's just what UNC has done during his 12 years in Chapel Hill.

Among Carolina's many achievements during his tenure are a student-athlete degree completion program called Complete Carolina; a full compliance review by an outside firm; a master plan for UNC's athletic facilities; the creation of the RAMMYS, a celebratory end-of-the-year awards show popular with Carolina's student-athletes and staff; a commitment to youth sports with the National Fitness Foundation; a partnership with The Brandr Group to create a first-of-its-kind group licensing agreement for Tar Heel alumni; commemorating 50 Years of Carolina Women's Athletics with a year-long celebration; and the launch of a Name, Image and Likeness initiative to help Tar Heel student-athletes navigate the changing landscape of college athletics.

He also has been committed to upgrading facilities to give student-athletes the best experience possible. In 2018-19, Carolina finished construction on a new field hockey stadium, track and field complex, a new football practice facility and lacrosse/soccer stadium as well as a new media and communications center. In 2021, Carolina opened the updated Eddie Smith Field House, and in 2022-23 it launched key capital projects at Finley Golf Course and Kenan Football Center while beginning construction on a new women's basketball practice gym, installing new video boards at Carmichael Arena and adding state-of-the-art LED lighting to Carmichael, Kenan Stadium and the Smith Center. Carolina also completed updates to the women's basketball locker room, and opened the state-of-the-art Chewning Tennis Center in 22-23.

Also in 2023, the department launched "Together We Win," an updated strategic plan and vision for Carolina Athletics – the third strategic plan of Cunningham's tenure at Carolina.

Cunningham's leadership has also extended outside of Chapel Hill. In 2020, he was named to the NCAA Division I Men's Basketball Committee, and he also earned the 2019-20 AD of the Year Award from The National Association of Collegiate Directors of Athletics (NACDA).

In 2018 he accepted an invitation to serve on the United States Olympic & Paralympic

Committee (USOPC) Advisory Council. He is the past president of NACDA and sits on the board of LEAD1, an association representing the ADs from the NCAA Division I Football Bowl Subdivision (FBS) schools. He is in his eighth year on the ACC Television Committee, which helped lead the launch of the ACC Network in the fall of 2019. He also is currently serving on the ACC Autonomy Committee and has served on numerous NCAA committees over the last two decades.

His commitment to student experience extends beyond – and before – college. In 2020, with support from the University, UNC Health and UNC Gillings School of Global Public Health, Cunningham announced a partnership with the National Fitness Foundation to recognize a "National Signing Day" for youth sports. Cunningham and all 21 of Carolina's head coaches pledged to support the importance and expansion of youth sports across the country. Cunningham himself played just about everything growing up – basketball, football, golf, soccer, track – and those experiences of learning how to lead while also being part of a team helped shape who he is today.

He has Carolina positioned to have a voice in the ongoing conversation about the future, whether it is in the state university system, the Atlantic Coast Conference or at the NCAA level.

Cunningham is in his 20th year as a Division I director of athletics. He came to Chapel Hill after spending the previous six years as the AD at the University of Tulsa, where he guided the Golden Hurricane through its initial move to Conference USA and spearheaded a \$60 million athletics initiative.

Tulsa won 34 league championships during his tenure, more than any other school in Conference USA, and the football program played in five bowl games in his final six years. He was the NACDA 2008-09 FBS Central Region Athletics Director of the Year.

He also served as Ball State University's athletic director from 2002-05. There, he led a program with 19 intercollegiate sports and a budget of \$12.4 million. In his final year, Ball State completed a \$12 million campaign to renovate the football stadium. In raising those funds, Cunningham secured the largest single gift in Ball State athletics history.

Cunningham, who earned his bachelor's and master's degrees in business administration from Notre Dame in 1984 and 1988, respectively, worked in his alma mater's athletics department from 1988-2002. A former member of the Irish golf team (1982-83), Cunningham served as Notre Dame's associate athletics director for finance and facilities from 1995-2000 and was the associate director of athletics for external affairs from 2000-02.

He also has served on the Gatorade National Advisory Board and has been a featured speaker at numerous NACDA and LEAD1 conferences.

Cunningham was born in Flint, Mich., and raised in Naples, Fla. He and his wife, Tina, have four grown children: Matthew, Michael, John and Sarah, and two daughters-in-law, Erica and Emily.



The Tar Heels have won 18 national titles under the leadership of Bubba Cunningham.



KEVIN GUSKIEWICZ

CHANCELLOR



Kevin M. Guskiewicz, a neuroscientist, academic leader and concussion researcher, is the 12th chancellor of the University of North Carolina at Chapel Hill.

For 22 consecutive years, Carolina has been ranked a top five public university with over 30 programs among the top ten overall. As chancellor, Guskiewicz has led the implementation

of Carolina's new strategic plan, Carolina Next: Innovations for Public Good, that outlines a roadmap for the University's priorities moving forward. He leads Carolina's \$1.2 billion research enterprise, the nation's 13th largest research university in total research expenditures. He has launched several initiatives, including the Institute for Convergent Science, the History, Race and a Way Forward Commission, the Carolina Economic Development Council and the Rapidly Emerging Antiviral Drug Development Initiative. He led the university community through the COVID-19 pandemic, including the transition to remote learning in March 2020 and the implementation of the Carolina Together Testing Program.

As the Kenan Distinguished Professor of Exercise and Sport Science, he has been a member of Carolina's faculty since 1995. He is the founding director of the Matthew Gfeller Sport-Related Traumatic Brain Injury Research Center and serves as the director for the Center for the Study of Retired Athletes. Guskiewicz is a nationally recognized expert on sport-related concussions. He maintains an active research portfolio as a principal investigator and collaborator on several projects. His groundbreaking work has garnered numerous awards and has influenced concussion



guidelines in the NCAA and the NFL.

In his installation address, Guskiewicz emphasized the importance of strengthening the partnership of the University with the citizens of North Carolina. Toward that effort, he relaunched the Tar Heel Bus Tour with 90 faculty and campus leaders in 2019, demonstrating Carolina's commitment to the state. The Bus Tour has served as a catalyst for initiatives and programs throughout the university, including Carolina Across 100, which focuses on partnering with communities to solve problems and address current challenges.

Guskiewicz served as dean of the College of Arts & Sciences – Carolina's largest academic institution – from January 2016 until February 2019. With more than 16,000 undergraduate students and 2,500 graduate students, Guskiewicz made interdisciplinary teaching and research a cornerstone of his tenure. He championed the use of

high-structure active learning techniques, and Carolina is a national leader in implementing these highly effective educational strategies. He significantly increased study abroad, academic internships and other experiential learning opportunities for Carolina students and oversaw work on

a major revamp of UNC-Chapel Hill's General Education curriculum.

In 2011, Guskiewicz received the prestigious MacArthur Fellowship (often called a "genius grant") for his innovative work on the diagnosis, treatment and prevention of sport-related concussions. In 2013, Time magazine named him a Game Changer, one of 18 "innovators and problem-solvers that are inspiring change in America."

Guskiewicz earned a B.S. in athletic training from West Chester University, M.S. in exercise physiology/athletic training from the University of Pittsburgh and Ph.D. in sports medicine from the University of Virginia. Born and raised in Latrobe, Pennsylvania, he lives with his wife Amy and children Jacob, Nathan, Adam and Tessa in Chapel Hill.



TAR HEEL TRADITIONS

CAROLINA™ FOOTBALL

RAM MASCOT

Since Carolina's nickname is Tar Heels, it might seem strange to have a ram as a mascot. It is. But, there is a good explanation. It's offered by Vic Huggins, Carolina's head cheerleader back in 1924.

"In 1924 school spirit was at a peak," Huggins once explained. "But something seemed to be missing. One day it hit me. Georgia had a bulldog for a mascot and State a wolf. What Carolina needed was a symbol."

Two years earlier the Tar Heels had posted a brilliant 9-1 record. The star of that 1922 team was a bruising fullback named Jack Merritt. Merritt was nicknamed "the battering ram" for the way he plunged into lines. It seemed natural to Huggins to link a mascot with Merritt's nickname.

"Charlie Woollen, the athletic business manager at that time, agreed with the idea and gave us \$25 to purchase a fitting mascot," said Huggins.

Rameses the First was shipped in from Texas, arriving just in time to be introduced at a pep rally before the VMI game. Complete with a monogram blanket on his back, Rameses helped make the pep rally one of the school's greatest.

Then the ram was taken to Emerson Field where Carolina was an underdog to a strong VMI team. But, for three quarters the Tar Heels battled the visitors to a scoreless tie.

Late in the fourth period Carolina's Bunn Hackney was called upon to attempt a field goal. Before taking the field he stopped to rub Rameses' head for good luck.

Seconds later Hackney's 30-yard dropkick sailed between the goalposts, giving the Tar Heels a 3-0 victory and a legendary mascot.

BELL TOWER WALK

The Carolina Football tradition that Coach Brown started in 2019, the Bell Tower Walk, will resume for the 2023 season. The Bell Tower Walk will take place two-and-a-half hours before kickoff for each home game. The team will be dropped off on South Rd. in front of the Bell Tower and proceed to march through the Bell Tower quads, down the new football center stairs and into the Kenan Football Center.

SCHOOL COLORS

The adoption of light blue and white as UNC's colors dates back to the 19th Century. When the University reopened following the Civil War, most social activities were directed by two literary societies, the Dialectic and Philanthropic. The official color of the Di was light blue and that of the Phi white.

On public occasions the student officers, marshals and ball managers were chosen equally from the membership of the two societies. It had long been the custom of each society for its members to wear its color on such occasions. However, the chief marshal and chief ball manager, one from the Di and the other from the Phi, wore combination light blue and white regalia and rosettes signifying that they represented the whole student body.

So it seemed only natural for the fans to adorn themselves with the same combination as that used by the chief marshals and ball managers, colors which represented not membership in a society, but a University student body.



CAROLINA FIGHT SONGS

• HERE COMES CAROLINA

Here comes Carolina-lina
Here comes Carolina-lina
We hail from NCU.
We've got the spirit in it
We've got the team to win it
We wear the colors White and Blue –
So it's Fight! Fight! for Carolina
As Davie did in days of old.
As we gather 'round the 'Well
Cheer that Tar Heel team like hell –
For the glory of NCU.

• ALMA MATER

Hark the sound of Tar Heel voices
Ringing clear and true,
Singing Carolina's praises, Shouting "NCU."
(chorus)
Hail to the brightest star of all!
Clear its radiance shine
Carolina, priceless gem,
Receive all praises thine.
(refrain)
For I'm a Tar Heel born
I'm a Tar Heel bred,
And when I die I'm a Tar Heel dead.
So it's – Rah, Rah, Carolina-lina

Rah, Rah, Carolina-lina
Rah, Rah, Carolina!
Rah! Rah! Rah!

• CAROLINA VICTORY MARCH

There'll be a Carolina victory,
When cross that field the foe has fled.
Cheer that team to victory,
For we are Tar Heels born and bred.
Rah! Rah! Rah!
Glory, glory, UNC.
Our hearts will live with thee
Fight! Fight! Fight!
For the Blue & White are rolling to victory.



◆ 2023 CAROLINA FOOTBALL ◆

KENAN STADIUM

Carolina football plays its home games at Kenan Stadium, one of the most picturesque athletic venues in America. Kenan Stadium has been the home of the Tar Heels since 1927 and the thrill of playing in or attending a game there is as exhilarating now as it was when it was first constructed.

Considering its majestic setting among the Carolina pines, many observers say Kenan Stadium is the most beautiful football facility in the country. For scenery, atmosphere and charm, it cannot be surpassed.

In 2020, the field at Kenan Stadium was named Chris Smith Field at Kenan Stadium. The naming of Chris Smith Field acknowledges the incredible generosity of the Eddie and Jo Allison Smith Family and honors their son Chris, a 1987 graduate of the University.

The stadium has been altered several times since its completion in 1927. In each instance, great care was taken to keep its fundamental beauty intact. The most recent project was completed prior to the 2023 season with the installation of a Musco Sports Lighting Total Light Control – TLC for LED theatrical lighting system. Kenan now has nearly 200 TLC for LED game lights atop the north and south sides of the stadium. In 2019, the playing surface was changed to



KENAN STADIUM

synthetic grass. In 2018, a majority of the bleacher seats in the stadium were converted to Carolina Blue chairback seats. With the installation of the new seats, Kenan Stadium now has a capacity of 50,500.

In 2011, Carolina opened the Loudermilk Center for Excellence and a premium seating section named the Blue Zone. Alumnus R. Charles “Charlie” Loudermilk Sr. of Atlanta made a naming gift backed by the generosity of hundreds of other donors to fund the 150,000 square-foot facility that serves all of Carolina’s 800+ student-athletes across 28 sports.

The Loudermilk Center’s largest feature is the John W. Pope Student-Athlete Academic Support Center, funded through a generous gift from the John William Pope Foundation. This 29,000 square-foot facility provides classrooms for teaching and tutoring, advanced computer technology, a writing lab, reading rooms and office space. It is also home to the Baddour Carolina Leadership Academy, which offers leadership training to Carolina student-athletes, coaches and staff. Also housed in the Loudermilk Center is a strength and conditioning center for Carolina’s Olympic sports programs, facilities for men’s lacrosse and a visitor’s locker room that can be split to host high school football championships. Other features include premium seating for fans watching football games, as well as office and operations space for the department of athletics.

The Blue Zone offers 1,836 seats in the Concourse Club/Lounge just a few feet from the field, 824 seats in the Upper Club/Lounge and 320 seats in 20 suites on the fifth floor. Combined, the project added 2,980 seats to the stadium’s capacity. The project also tied the north and south concourses together and pro-

THE STADIUM

“One moment you are deep in the green and the blaze of autumn leaves, and the next the curtain has disappeared, the land falls away and the panorama of long, graceful lines and gently sweeping curves spreads out ... The picture fits exactly; it was made for its frame and its frame for it.”

– Carolina Alumni Review, Fall 1927

Kenan Stadium remains today as it was nearly a century ago – quite simply one of the most picturesque athletic venues in America. UNC’s alumni magazine saluted the natural beauty of the new stadium upon its opening on Nov. 24, 1927; some 28,000 fans watched as the Tar Heels edged Virginia by one point.



Since then, Kenan Stadium has been home to great teams and outstanding players and the battleground for thousands of memorable football games on crystalline autumn Saturdays. From modest beginnings – single levels of seats on each side of the playing field and a simple field house – the facility has evolved with the times but has preserved its aesthetic appeal. Among the significant expansion projects have been the addition of the upper decks in 1963; the construction of the south side press box, installation of permanent lights and addition of 2,000 choice seats between the 40 yard-lines in 1988; the addition of some 8,000 seats in the west end zone bowl and the construction of the Frank H. Kenan Football Center and the John Pope Box in 1997; the addition of the fifth floor to the Kenan Football Center in 2010; and the 2011 addition of Blue Zone seating area in the east end zone and the opening of The Loudermilk Center for Excellence.



Bryn Renner completed 22-of-23 passes vs. JMU in 2011, the best single-game percentage in Kenan Stadium history (.957).

CHRIS SMITH FIELD

“Our family believes in the positive impact the University of North Carolina and its athletic program can have on our communities. Watching the Tar Heels play in Kenan Stadium has been a family affair for over 60 years, and it was important to us to support Coach Mack Brown and his vision for Carolina Football. To be able to honor my son Chris – someone who has shared my passion for Carolina and for promoting positive leadership qualities – is very special. It’s a blessing for us to be able to provide a lasting legacy for Carolina and its football program.”

– Eddie Smith, Spring 2020

The Eddie and Jo Allison Smith Foundation made a transformational gift in 2020 to support the Carolina football program with resources to build on its recent success and secure future excellence. The field at Kenan Stadium is now Chris Smith Field, recognizing the Smith Family and their son Chris, a 1987 graduate of Carolina.

The family foundation is headed by longtime Carolina leader and benefactor Eddie Smith Jr. '65 of Greenville, North Carolina, and was cofounded with his late wife Jo Allison Smith. Their gift will support staffing needs, fund facility improvements and help build an endowment to cover future operating costs.

“Eddie and Chris are dear friends of Sally and me, as was Eddie’s wife and Chris’ mother Jo Allison. They share our vision for Carolina football,” said Mack Brown. “We often talk about our Carolina Football Family, and the Smiths have been a major part of that for a long time. We’re honored to share in their legacy and thankful for their continued support of our program. We have asked everyone in our program to ‘Be The One’ and the Smith family is doing that. They are the best.”

The Smiths have generously supported many areas beyond athletics at the University, including the UNC School of Medicine, the UNC Kenan-Flagler Business School, the UNC College of Arts & Sciences and the University Libraries, among many other areas. Their generosity to Carolina Athletics includes gifts to the Scholarship Endowment, multiple facilities, and other projects throughout the program.

vides the stadium with 360-degree concourse to enhance fan movement.

Located in the west end zone, the Kenan Football Center was completed in 1997 and houses the operational needs of the Carolina football program. The football center includes the UNC locker room, weight room, training room, equipment room, players’ lounge, computer labs and study areas, coaches’ offices and player meeting rooms.

An additional floor was added to the Kenan Football Center after the 2008 season. The fifth floor contains additional office and recruiting space for the day-to-day operations of the football program, four pregame gathering areas, a larger video and studio facility and a state-of-the-art press conference area. The second floor was completely renovated for increased football meeting spaces, including bigger individual position meeting rooms and a larger team meeting room.

The fourth-floor renovations added additional office space for football support staff.

The football center is named in honor of the late Frank H. Kenan, one of the school’s most generous benefactors. Kenan was a Durham resident and chief executive officer of Kenan Transport Company in Chapel Hill. He passed away at age 83 in 1996. Kenan, a 1935 Carolina graduate, was the great-great-grandson of General James Kenan, a member





of the University's founding board of trustees. An Atlanta native, Kenan had a tremendous impact on the growth of the University. He served on many campus boards, including the Board of Visitors and the Educational Foundation Board of Directors. In recent years the William R. Kenan Jr. Charitable Trust, of which he was a trustee, has donated more than \$100 million to schools in the state's consolidated

university system, including Carolina, NC State and the N.C. School of the Arts. Among other things, the trust funds 92 William R. Kenan Jr. Professorships at 56 colleges and universities nationwide.

The premium seating box that rises above the second deck of the grandstand on the north side of the stadium is named for the John W. Pope Family. It features outdoor seating for almost 1,200 spectators and includes the Chancellor's Box on its second level.

William Rand Kenan Jr. deserves the credit for originally making the stadium a part of the University. He was born in North Carolina in 1873 and graduated from Carolina in 1894. An international industrialist, Kenan assisted in experiments that discovered calcium carbide and made monumental progress in the field of chemistry. During his business career, he was president of The Florida East Coast Railroad, The Florida East Coast Hotel Company, The West Palm Beach Water Company and the Florida East Coast Car Ferry Company. He was a director of Florida Power and Light Company and built the first power plant in Miami in the early 1900s.

Construction on the stadium began in November 1926 and was completed the following August. Complete cost of the stadium and accompanying fieldhouse was \$303,000. Originally, the stadium was to be built through funds raised by alumni donations, and by June 1926, a group of nearly 40 alumni had contributed \$27,926. At this time, however, a copy of the prospectus and plan of financing the stadium came into the hands of Kenan, who expressed an interest in the proposal. The pressing need for a stadium and the possibilities of the beauty, dignity and permanence it presented, moved Kenan to make the naming gift. Kenan remained very interested in Kenan Stadium throughout his lifetime, making additional gifts to construct a second deck on the stadium and to enlarge and modernize the Kenan Fieldhouse.

In the first game played there, Carolina defeated Davidson, 27-0, on November 12, 1927. The most points scored by the Tar Heels in Kenan came in 2013, when UNC beat Old Dominion 80-20.

As originally built, the stadium seated 24,000. In 1997, the Tar Heels played in front of a record crowd of 62,000 on Nov. 8, 1997, as fifth-ranked Carolina battled No. 2 Florida State.



Dyanami Brown tied the Kenan Stadium record for touchdown catches with three against Virginia in 2019.

KENAN STADIUM



JOHN WILLIAM POPE FOUNDATION



The Raleigh-based John William Pope Foundation has a long history of providing funds for academic support in the Carolina Athletic Department. The academic support center connected to the original Kenan Field House was erected in the 1980s and later named for John W. Pope, a 1947 UNC graduate who contributed significantly to the Kenan Stadium expansion in the mid-1990s. This new building carries on the tradition through the John W. Pope Student-Athlete Academic Support Center, a 29,000 square foot facility that provides classrooms for teaching and tutoring, advanced computer technology, a writing lab, reading rooms and office space. It is also the home to the Carolina Leadership Academy, which offers leadership training to Carolina student-athletes, coaches and staff. Mr. Pope took five discount variety stores started in Fuquay-Varina by his father, James, and turned them into Variety Wholesalers, a successful network of more than 500 stores that continues to flourish into the 21st century. Mr. Pope passed away in 2006, and today the company is led by James Arthur "Art" Pope of Raleigh, a 1978 Carolina graduate who is also chairman and president of the John William Pope Foundation, which funds numerous charities and free market oriented organizations.

CHARLES LOUDERMILK



The Loudermilk Center for Excellence was made possible in part by a generous contribution from R. Charles Loudermilk Sr., a long-time friend and benefactor of UNC academic and athletic interests. Born in Atlanta, Mr. Loudermilk graduated from Carolina in 1950 with a degree in commerce and was good friends with many Tar Heels who made the Justice Era of the late 1940s such a memorable chapter in Tar Heel football.

In 1955, Mr. Loudermilk launched a furniture rental business in his hometown, naming it Aaron Rents so that it would be listed first in the phone book. The business grew into a multi-billion dollar concern and today is known as Aaron's, Inc.

Mr. Loudermilk remained as chairman of the company in 2012. His past support of Carolina includes gifts to expand the Kenan-Flagler Business School's executive education facilities at the Rizzo Conference Center. He was also the major contributor toward the statue of Charlie Justice that stands outside the Kenan Football Center. Mr. Loudermilk's many honors include the William R. Davie Award, the highest recognition given by the UNC Board of Trustees. He has also served on the Board of Visitors of UNC's Kenan-Flagler Business School.

THE KENAN FAMILY




William Rand Kenan Jr. & Bob Fetzer

Kenan Stadium was funded by a gift from William Rand Kenan Jr., an 1894 Carolina graduate, a Tar Heel halfback, and later, a professor in chemistry. Kenan Jr. made his fortune in the early 1900s in chemicals, power, railroads, and hotels.

Another branch of the Kenan family included Frank H. Kenan, a Tar Heel football player in the 1930s, a 1935 Carolina graduate, and a successful businessman with interests in oil, trucking, and real estate. Mr. Kenan had a tremendous impact on the growth of the University. He served on many campus boards, including the Board of Visitors and the Educational Foundation Board of Directors. He passed away in 1996 at the age of 83, just one year before seeing the new football center in his name open for the 1997 season.

Today, the Kenan legacy lives on through the William R. Kenan Jr. Charitable Trust, which has donated more than \$100 million to schools in the state's consolidated university system, including Carolina, N.C. State, and the N.C. School of the Arts. Among other things, the trust funds 92 William R. Kenan Jr. Professorships at 56 colleges and universities nationwide.





KENAN STADIUM INFORMATION

Year.....Record	Year.....Record	Year.....Record	Year.....Record
1927.....2-0	1960.....2-3	1990.....4-2-1	Most Wins: 7 - 1980, 2015
1928.....2-2-1	1961.....3-2	1991.....6-1	Most Losses: 6 - 2002, '17
1929.....4-1	1962.....2-3	1992.....5-1	Record in the 1920s:
1930.....3-0-2	1963.....4-1	1993.....6-1	8-3-1 (.708)
1931.....3-2	1964.....4-1	1994.....5-1	Record in the 1930s:
1932.....2-3-1	1965.....2-3	1995.....4-2	30-12-5 (.691)
1933.....3-2	1966.....1-4	1996.....5-0	Record in the 1940s:
1934.....3-1-1	1967.....1-4	1997.....5-1	29-14-4 (.660)
1935.....4-0	1968.....2-3	1998.....3-2	Record in the 1950s:
1936.....3-1	1969.....4-1	1999.....1-5	20-28-2 (.420)
1937.....2-1-1	1970.....5-1	2000.....3-3	Record in the 1960s:
1938.....2-2	1971.....4-1	2001.....5-1	25-25-0 (.500)
1939.....5-0	1972.....6-0	2002.....0-6	Record in the 1970s:
1940.....3-2	1973.....3-3	2003.....1-5	39-17-2 (.690)
1941.....1-4	1974.....6-0	2004.....4-2	Record in the 1980s:
1942.....3-0-1	1975.....1-5	2005.....4-2	35-24-1 (.592)
1943.....3-1	1976.....5-1	2006.....2-5	Record in the 1990s:
1944.....1-3-1	1977.....3-1-1	2007.....4-2	44-16-1 (.730)
1945.....2-2	1978.....3-3	2008.....5-2	Record in the 2000s:
1946.....4-0-1	1979.....3-2-1	2009.....5-2	33-30 (.524)
1947.....4-1	1980.....7-0	2010.....3-3	Record in the 2010s:
1948.....4-0-1	1981.....4-2	2011.....6-1	40-24 (.625)
1949.....4-1	1982.....6-1	2012.....6-1	Record in the 2020s:
1950.....2-2-1	1983.....5-1	2013.....4-3	14-5 (.737)
1951.....2-3	1984.....3-2-1	2014.....4-2	Overall Record:
1952.....0-4	1985.....3-3	2015.....7-0	317-198-16 (.612)
1953.....2-3	1986.....4-1	2016.....4-2	First Game at Kenan Stadium:
1954.....3-2	1987.....1-4	2017.....1-6	Carolina 27, Davidson 0 on November 12, 1927
1955.....1-4	1988.....1-5	2018.....2-3	First Game with artificial lights:
1956.....1-3-1	1989.....1-5	2019.....3-3	Carolina 34, Duke 27 on November 19, 1983.
1957.....3-3		2020.....5-1	
1958.....3-2		2021.....6-1	
1959.....3-2		2022.....3-3	

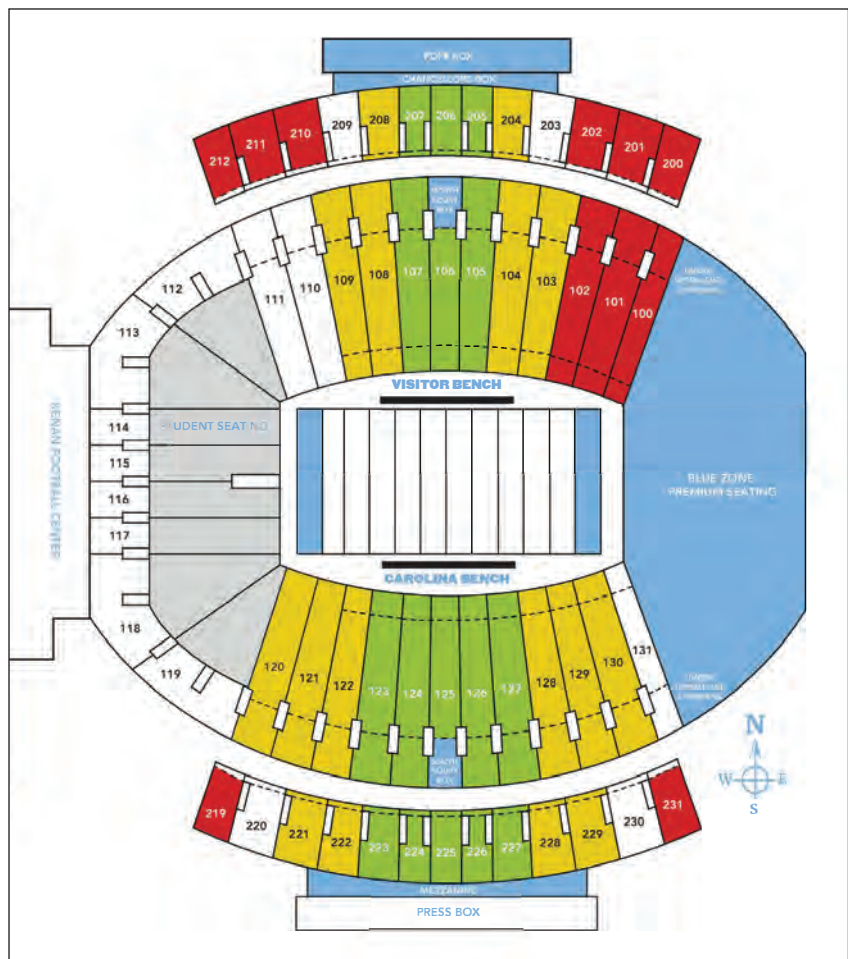


KENAN STADIUM POLICIES/PROHIBITED ITEMS FOR KENAN STADIUM ENTRANCE

For up-to-date policies and information, visit GoHeels.com/gameday.

All items are subject to inspection prior to entrance into Kenan Stadium, and will be allowed or removed based upon the safety of fans and spectators.

- Alcoholic Beverages
- Artificial Noise Makers (horns, whistles, bells ...)
- Bags, Backpacks or Purses which do not meet Clear Bag Policy guidelines
- Balloons
- Beach Balls
- Baby Seats
- Cameras with interchangeable lenses larger than 6", Tri-pods, and Drones
- Cigarettes or E-Cigarettes (smoking free facility)
- Explosives
- Firearms
- Fireworks
- Folding Chairs
- Hard or Soft Coolers, Packages or Containers that do not meet the Clear Bag Policy
- Illegal drugs
- Laser pointers
- Outside food and beverages (two unopened water bottles - 20 oz. or less - per person are allowed)
- Pets (service animals who perform assisted skills and are escorted by their direct handler are allowed within)
- Skateboards
- Weapons of any kind (including those carried with a permit)





INDIVIDUAL

TOTAL OFFENSE

MOST PLAYS

Carolina—63 by Marquise Williams vs. Georgia Tech, 2014; by Drake Maye vs. NC State, 2022

Opponents—63 by Bryce Perkins of Virginia, 2019

MOST YARDS GAINED

Carolina—571 by Sam Howell vs. Wake Forest, 2020

Opponents—538 by Brennan Armstrong of Virginia, 2021

MOST YARDS GAINED BY A FRESHMAN

Carolina—350 by Sam Howell vs. Virginia, 2019

Opponents—329 by Russell Wilson of NC State, 2008

MOST TOUCHDOWNS RESPONSIBLE FOR

Carolina—7 by Sam Howell vs. Wake Forest, 2020

Opponents—7 by Sam Hartman of Wake Forest, 2021; 6 by Scott Milanovich of Maryland, 1993; by Scott O'Brien of Maryland, 2003; by Shane Carden of East Carolina, 2013; by Lamar Jackson of Louisville, 2017

MOST YARDS GAINED BY TWO OPPOSING PLAYERS

1,002 by Sam Howell (571) and Sam Hartman (431) of Wake Forest (431), 2020

RUSHING

MOST RUSHES

Carolina—47 by Don McCauley vs. Duke, 1970; by Mike Voight vs. Duke, 1976

Opponents—39 by Lance Ball of Maryland, 2005

MOST YARDS RUSHING

Carolina—328 by Derrick Fenner vs. Virginia, 1986

Opponents—243 by Mike Imoh of Virginia Tech, 2004

MOST YARDS BY A FRESHMAN

Carolina—165 by Giovanni Bernard vs. Duke, 2011

Opponents—164 by T.A. McLendon of NC State, 2002

MOST YARDS BY A QUARTERBACK

Carolina—174 by Ricky Lanier vs. VMI, 1969

Opponents—167 by Jacoby Brissett of NC State, 2014

MOST YARDS BY TWO PLAYERS ON SAME TEAM

Carolina—400 by Derrick Fenner (328) and James Thompson (72) vs. Virginia, 1986

Opponents—328 by Jacoby Brissett (167) and Shadrach Thornton (161) of NC State, 2014

MOST YARDS GAINED IN KENAN STADIUM OPENER

Carolina—216 by Derrick Fenner vs. The Citadel, 1986

Opponents—201 by Ray Rice of Rutgers, 2006

MOST TOUCHDOWNS BY RUSHING

Carolina—6 by Kelvin Bryant vs. East Carolina, 1981

Opponents—5 by Reggie Gallaspy of NC State, 2018

MOST YARDS GAINED BY TWO OPPOSING PLAYERS

391 by Mike Voight (261) and Mike Dunn (131) of Duke, 1976

LONGEST RUN FROM SCRIMMAGE

Freshman

Carolina—63 yards by T.J. Logan vs. ODU, 2013 (TD)

Sophomore

Carolina—90 yards by Curtis Johnson vs. Maryland, 1993 (TD)

Junior

Carolina—83 yards by Tyrone Anthony vs. Army, 1982 (TD)

Senior

Carolina—86 yards by George Stirnweiss vs. The Citadel, 1939 (TD)

Opponent (any class)—85 yards by Jonathan Dwyer of Georgia Tech, 2008 (TD)

PASSING

MOST ATTEMPTS

Carolina—53 by Kevin Anthony vs. LSU, 1985

Opponents—58 by Andrew Walter of Arizona State, 2003

MOST COMPLETIONS

Carolina—38 by Marquise Williams vs. Georgia Tech, 2014

Opponents—40 by Brennan Armstrong of Virginia, 2021

MOST YARDS GAINED

Carolina—550 by Sam Howell vs. Wake Forest, 2020

Opponents—553 by Brennan Armstrong of Virginia, 2021

MOST YARDS GAINED IN KENAN STADIUM OPENER

Carolina—432 by Mitch Trubisky vs. James Madison, 2016

Opponents—322 by Lang Campbell of William & Mary, 2004

MOST TOUCHDOWN PASSES

Carolina—6 by Sam Howell vs. Wake Forest, 2020

Opponents—5 by Scott Milanovich of Maryland, 1993; by Mike Glennon of NC State, 2012; Sam Hartman of Wake Forest, 2021

LONGEST PASS PLAY

Carolina—91 yards from Marquise Williams to Mack Hollins vs. San Diego State, 2014 (TD)

Opponents—98 yards from Christian Ponder to Rod Owens of Florida State, 2009 (TD)

MOST PASSES HAD INTERCEPTED

Carolina—6 by Chuckie Burnette vs. Duke, 1989

Opponents—4 by Thomas Ray of Clemson, 1965; Larry Russell of Wake Forest, 1969; Scott Gardner of Virginia, 1972; Mark Johnson of Duke, 1972; Steve Breitel of Northwestern, 1976; Ben Bennett of Duke, 1980; David Green of Duke, 1997; by Kyle Wright of Miami, 2007; by Jacory Harris, Miami, 2009; by Dominique Blackman of Idaho, 2012; by Stephen Morris, Miami, 2013; by Matt Johns of Virginia, 2015

MOST COMPLETIONS BY A FRESHMAN

Carolina—27 by Sam Howell vs. Appalachian State, 2019

Opponents—30 by Jaren Williams of Miami, 2019

MOST YARDS GAINED BY A FRESHMAN

Carolina—361 by Darian Durant vs. East Carolina, 2001

Opponents—309 by Jaren Williams of Miami, 2019

MOST YARDS GAINED BY TWO PLAYERS COMBINED

992 by Sam Howell (550) and Sam Hartman (429) of Wake Forest (431), 2020

MOST CONSECUTIVE PASSES COMPLETED

Carolina (multiple games)—30 by Mitch Trubisky, 2016 (last 18 vs. James Madison, first 12 vs. Pittsburgh)

Carolina (one game)—18 by Mitch Trubisky vs. James Madison, 2016

Opponents—16 by Christian Ponder of Florida State, 2009

HIGHEST PERCENTAGE OF PASSES COMPLETED

(min. 15 comp.)

Carolina—95.7 by Bryn Renner (22 of 23) vs. James Madison, 2011

Opponents—92.0 by Terry Jordan of N.C. State (23 of 25), 1992

RECEIVING

MOST RECEPTIONS

Carolina—16 by Charlie Carr vs. Air Force, 1966; by Ryan Switzer vs. Pitt, 2016

Opponents—13 by Mohamed Sanu of Rutgers, 2011; by Terrell Jana of Virginia, 2019

MOST YARDS GAINED

Carolina—211 by Octavus Barnes vs. Ohio, 1995

Opponents—250 by Jermaine Lewis of Maryland, 1993

MOST CATCHES BY A FRESHMAN

Carolina—9 by Quinshad Davis vs. Maryland, 2012

Opponents—10 by Ibn Green of Louisville, 1996

MOST CATCHES BY A RUNNING BACK

Carolina—11 by Leon Johnson vs. Duke, 1995

Opponents—10 by Ibn Green of Louisville, 1996

MOST CATCHES BY A TIGHT END

Carolina—10 by Mike Chatham vs. Wake Forest, 1979

Opponents—9 by Jim Wicks of Virginia, 1974

MOST TOUCHDOWN CATCHES

Carolina—3 by Mark Smith vs. Miami of Ohio, 1983; Earl Winfield vs. Wake Forest, 1985; Octavus Barnes vs. Ohio, 1995; L.C. Stevens vs. Maryland, 1996; 3 by Hakeem Nicks vs. Boston College, 2008; 3 by Dyami Brown vs. Virginia, 2019

Opponents—3 by James Milling of Maryland, 1983; by Doug Green of Duke, 1985; by Clarkston Hines of Duke, 1989; by Rod Gardner of Clemson, 2000

HIGHEST AVERAGE PER CATCH

(min. 5 catches)

Carolina—33.7 (6-202) by Dyami Brown vs. Virginia, 2019; 33.0 (5-165) by Mack Hollins vs. Duke, 2015; 26.4 (8-211) by Octavus Barnes vs. Ohio, 1995

Opponents—44.0 (5-220) by James Milling of Maryland, 1986

MOST CATCHES BY TWO PLAYERS COMBINED

21 by Josh Downs (11) of Carolina and Antoine Green (10) of Carolina vs. Pittsburgh, 2022

MOST RECEIVING YARDS BY TWO PLAYERS COMBINED

399 by Corey Holliday (149) and Jermaine Lewis of Maryland, 1993 (250)

PUNTING

MOST PUNTS

Carolina—14 by Charles Woollen vs. Georgia Tech, 1933

Opponents—15 by Buddy Lex of William and Mary, 1948

MOST YARDS ON PUNTS

Carolina—537 by Steve Streater vs. Pittsburgh, 1979

Opponents—645 by Buddy Lex of William and Mary, 1948

HIGHEST AVERAGE PER PUNT

(min. 10 punts)

Carolina—51.4 by Brian Schmitz vs. Houston, 1999 (10 for 514)

Opponents—44.0 by Kenton Beal of Elon, 2012 (10 for 440)

LONGEST PUNT

Carolina—80 yards by Charlie Justice vs. N.C. State, 1949

Opponents—71 yards by Fred Folger of Duke, 1948

PUNT RETURNS

MOST RETURNS

Carolina—9 by Don Jackson vs. Duke, 1934 and vs. Virginia, 1935

Opponents—8 by Bill Hanenburg of Duke, 1972; by Carl Platt of South Carolina, 1989; by Ledel George of N.C. State, 1990

MOST YARDS ON PUNT RETURNS

Carolina—168 by Ryan Switzer vs. Illinois, 2015

Opponents—115 by Dickie Harris of South Carolina, 1970 and by Peter Warrick of Florida State, 1999

HIGHEST AVERAGE PER PUNT RETURN

(min. three returns)

Carolina—47.3 (3 for 142) by Brandon Tate vs. McNeese State, 2008

Opponents—24.0 (3 for 72) by Mike Stultz of NC State, 1972

MOST TOUCHDOWNS ON PUNT RETURNS

Carolina—1 on several occasions; most recent 78 yards by Ryan Switzer vs. Miami, 2015

Opponents—1 on five occasions; most recent 87 yards by T.J. Graham of NC State, 2010

LONGEST PUNT RETURN

Carolina—96 yards by Johnny Branch vs. Maryland, 1930

Opponents—87 by T.J. Graham of NC State, 2010

KICKOFF RETURNS

MOST RETURNS

Carolina—8 by Marcus Wall vs. Clemson, 1994

Opponents—9 by Todd Handley of Idaho, 2012

MOST YARDS ON KICKOFF RETURNS

Carolina—199 by Anthony Ratliff-Williams vs. Louisville, 2017

Opponents—230 by Jamal Golden of Georgia Tech, 2012

HIGHEST AVERAGE PER KICKOFF RETURN

(Min. 3 returns)

Carolina—49.7 (3 for 149) by Brandon Tate vs. Utah, 2005

Opponents—46.7 (3 for 140) by Dennis Condie of Maryland, 1960

MOST TOUCHDOWNS ON KICKOFF RETURNS

Carolina—1 on several occasions; most recent 94 yards by Anthony Ratliff-Williams vs. Louisville, 2017

Opponents—1 on several occasions; most recent 99 yards by DeVonte Edwards of Duke, 2013

ALL-PURPOSE YARDS

MOST PLAYS

Carolina—47 by Don McCauley vs. Duke, 1970 and by Mike Voight vs. Duke, 1976

Opponents—43 by Vintacious Cooper of East Carolina, 2013

MOST YARDS GAINED

Carolina—397 by Brandon Tate vs. McNeese State, 2008

Opponents—294 by Mike Imoh, Virginia Tech, 2004

MOST YARDS GAINED BY A FRESHMAN

Carolina—212 by Ryan Switzer vs. Old Dominion, 2013

Opponents—195 by Todd Handley of Idaho, 2012

SCORING

MOST POINTS

Carolina—36 by Kelvin Bryant vs. East Carolina, 1981

Opponents—30 by Reggie Gallaspy of NC State, 2018

MOST TOUCHDOWNS

Carolina—6 by Kelvin Bryant vs. East Carolina, 1981

Opponents—5 by Reggie Gallaspy of NC State, 2018

MOST TOUCHDOWNS BY A FRESHMAN

Carolina—4 by Leon Johnson vs. UTEP, 1993

Opponents—2 by Stacie Gresham of Wake Forest, 1993

MOST PATS

Carolina—9 by Casey Barth vs. Idaho, 2012; by Nick Weiler vs. Duke, 2015

Opponents—8 by Nick Novak of Maryland, 2002; by Chris Tanner of Georgia Tech, 2012

MOST POINTS SCORED BY KICKING

Carolina—20 by Josh McGee vs. Duke, (1999) (6 FGs and 2 PATs)

Opponents—16 by Wilson Hoyle of Wake Forest, 1987; by Nelson Welch of Clemson, 1994; by Chris Gould of Va., 2007



KENAN STADIUM RECORD BOOK

FIELD GOALS

MOST FIELD GOALS ATTEMPTED

Carolina—6 (made 4) by Freeman Jones vs. Virginia Tech, 2018, 6 (made 4) by Clint Gwaltney vs. Maryland, 1990 and by Josh McGee (made 6) vs. Duke, 1999
Opponents—5 by five players; most recent by Chris Gould (made 5) of Virginia, 2007

MOST FIELD GOALS MADE

Carolina—6 by Josh McGee vs. Duke 1999 (6 atts.)
Opponents—5 by Wilson Hoyle of Wake Forest, 1987 (5 atts.); by Nelson Welch of Clemson, 1994 (5atts.), by Chris Gould of Virginia (5 atts.), 2007

MOST FIELD GOALS BY A FRESHMAN

Carolina—3 by Kenny Miller vs. Maryland, 1984; by Connor Barth vs. NC State, 2004; by Casey Barth vs. Notre Dame, 2008

Opponents—3 by Scott McKinney of Duke, 1978

LONGEST FIELD GOAL

Carolina—54 yards by Kenny Miller vs. Florida State, 1985; by Connor Barth vs. NC State, 2006

Opponents—56 yards by Damon Hartman of NC State, 1990

INTERCEPTIONS

MOST INTERCEPTIONS

Carolina—3 by Steve Streater vs. Duke, 1980; by Dre' Bly vs. Georgia Tech, 1996; by Kendric Burney vs. Miami, 2009
Opponents—2 on many occasions; most recent by Tracy Howard of Miami, 2013

MOST YARDS ON INTERCEPTION RETURNS

Carolina—170 by Kendric Burney vs. Miami, 2009* (later vacated due to NCAA penalty)

Opponents—83 by Bob Lebby of Duke, 1970

MOST TOUCHDOWNS ON INTERCEPTION RETURNS

Carolina—1 on many occasions; most recent 58 yards by Dominque Green vs. The Citadel, 2016

Opponents—1 on many occasions; most recent 33 yards by Jahfari Harvey of Miami, 2021

TEAM

TOTAL OFFENSE

MOST PLAYS

Carolina—102 vs. Virginia, 1959
Opponents—101 by East Carolina, 2013

MOST YARDS GAINED

Carolina—742 vs. Wake Forest, 2020
Opponents—705 by Louisville, 2017

MOST YARDS GAINED, BOTH TEAMS

1,348 vs. Wake Forest, 2020 (Carolina 742, Wake Forest 606)

FEWEST PLAYS

Carolina—27 vs. Wake Forest, 1944
Opponents—25 by Virginia, 1935

FEWEST YARDS

Carolina—31 vs. Wake Forest, 1944
Opponents—6 by VMI, 1935

FEWEST YARDS GAINED, BOTH TEAMS

254 vs. NC State, 1939 (UNC-132, NCS- 122)

RUSHING

MOST RUSHES

Carolina—82 vs. NC State, 1961 and vs. Clemson, 1969
Opponents—77 by Notre Dame, 1953; by Oklahoma, 1955; by NC State, 1978

MOST RUSHES, BOTH TEAMS

125 vs. East Carolina, 1975 (UNC-65, ECU-60)

MOST YARDS GAINED

Carolina—482 vs. The Citadel, 1939
Opponents—490 by Notre Dame, 1953

MOST YARDS GAINED, BOTH TEAMS

720 vs. Duke, 1976 (UNC-369, Duke-351)

FEWEST YARDS GAINED

Carolina—minus 28 vs. Florida State, 1997
Opponents—minus 33 by Virginia, 1935

FEWEST YARDS GAINED, BOTH TEAMS

21 vs. Louisville, 1996 (UNC-20, Louisville-1)

MOST TOUCHDOWNS SCORED BY RUSHING

Carolina—8 vs. East Carolina, 1981
Opponents—7 by Georgia Tech, 2012

PASSING

MOST ATTEMPTS

Carolina—54 vs. LSU, 1985
Opponents—59 by Arizona State, 2003

MOST ATTEMPTS, BOTH TEAMS

99 vs. NC State, 2012 (UNC-47, NCSU-52)

FEWEST ATTEMPTS

Carolina—0 vs. Navy, 1957
Opponents—0 by VPI, 1938

FEWEST ATTEMPTS, BOTH TEAMS

1 vs. VPI, 1938 (UNC-1, VPI-0)

MOST COMPLETIONS

Carolina—38 vs. Georgia Tech, 2014
Opponents—40 by Virginia, 2021

MOST PASSES COMPLETED, BOTH TEAMS

61 vs. East Carolina, 2013 (ECU-32, UNC-29), vs. vs. Wake Forest, 2020 (UNC-32, WF-29)

FEWEST PASSES COMPLETED

Carolina—0 on five occasions; most recent vs. Navy, 1957
Opponents—0 on several occasions; most recent by Wake Forest, 1971

FEWEST PASSES COMPLETED, BOTH TEAMS

0 vs. Wake Forest, 1942

MOST YARDS GAINED

Carolina—550 vs. Wake Forest, 2020
Opponents—553 by Virginia, 2021

MOST YARDS GAINED, BOTH TEAMS

979 vs. Wake Forest, 2020 (UNC-550, Wake Forest-429)

FEWEST YARDS GAINED

Carolina—0 on five occasions; most recent vs. Navy, 1957
Opponents—on many occasions; most recent by Wake Forest, 1971

FEWEST YARDS GAINED, BOTH TEAMS

0 vs. Wake Forest, 1942

MOST PASSES HAD INTERCEPTED

Carolina—8 vs. Vanderbilt, 1932
Opponents—6 by Duke, 1972

MOST TOUCHDOWNS ON INTERCEPTION RETURNS

Carolina—2 vs. Tulane, 1994; vs. Miami, 2009
Opponents—one on several occasions; most recent by Virginia Tech, 2006

MOST TOUCHDOWN PASSES

Carolina—6 vs. Wake Forest, 2020
Opponents—5 by Maryland, 1993; by NC State, 2012; by Wake Forest, 2021

PUNTING

MOST PUNTS

Carolina—19 vs. NC State, 1932
Opponents—17 by NC State, 1932

MOST YARDS ON PUNTS

Carolina—775 vs. Wake Forest, 1942
Opponents—656 by Wake Forest, 1938
HIGHEST AVERAGE PER PUNT (min. 10 punts)
Carolina—51.4 (10-514) vs. Houston, 1999
Opponents—44.0 (10-440) by Elon, 2012

PUNT RETURNS

MOST PUNT RETURNS

Carolina—13 vs. NC State, 1932
Opponents—13 by Tennessee, 1936

MOST YARDS ON PUNT RETURNS

Carolina—225 vs. VMI, 1935
Opponents—151 by Florida State, 1999

HIGHEST AVERAGE PER PUNT RETURN

(min. 5 returns)
Carolina—33.6 (5-168) vs. Illinois, 2015
Opponents—25.2 (6-151) by Florida State, 1999

MOST TOUCHDOWNS ON PUNT RETURNS

Carolina—2 vs. Wake Forest, 1933; vs. VMI, 1935; vs. Tulane, 1993 (two blocked punt recoveries)
Opponents—one on five occasions; most recent by NC State, 2010

KICKOFF RETURNS

MOST KICKOFF RETURNS

Carolina—11 vs. Georgia Tech, 2012
Opponents—11 by Old Dominion, 2013

MOST YARDS ON KICKOFF RETURNS

Carolina—267 vs. Georgia Tech, 2012
Opponents—230 by Georgia Tech, 2012

HIGHEST AVERAGE GAIN PER KICKOFF RETURN

(min. 3 returns)
Carolina—49.7 vs. Utah (3 for 149), 2005
Opponents—51.0 by Virginia (3 for 153), 1963

MOST TOUCHDOWNS ON KICKOFF RETURNS

Carolina—1 on several occasions; most recent vs. Louisville, 2017

Opponents—1 on five occasions; most recent by Duke, 2013

SCORING

MOST POINTS

Carolina—80 vs. Old Dominion, 2013
Opponents—68 by Georgia Tech, 2012

MOST POINTS IN ONE QUARTER

Carolina—35 vs. Old Dominion (2nd), 2013; vs. Western Carolina (2nd), 2017

Opponents—30 by Georgia Tech (3rd), 2012

MOST POINTS IN ONE HALF

Carolina—49 vs. Old Dominion (1st), 2013
Opponents—40 by Georgia Tech (2nd), 2012

MOST POINTS SCORED, BOTH TEAMS

118 (50-68) vs. Georgia Tech, 2012

MOST TOUCHDOWNS

Carolina—11 vs. Old Dominion, 2013
Opponents—9 by Georgia Tech, 2012

MOST PATS SCORED BY KICKING

Carolina—11 vs. Old Dominion, 2013
Opponents—9 by Georgia Tech, 2012

MOST FIELD GOALS

Carolina—6 vs. Duke, 1999
Opponents—5 by Wake Forest, 1987; by Clemson, 1994; by Virginia, 2007

LARGEST VICTORY MARGIN

Carolina—66 (66-0) vs. Idaho, 2012
Opponents—52 (59-7) by Maryland, 2002

FIRST DOWNS

MOST FIRST DOWNS

Carolina—36 vs. Pittsburgh, 1974
Opponents—37 by Duke, 1989

MOST FIRST DOWNS RUSHING

Carolina—27 vs. William & Mary, 1971
Opponents—29 by Notre Dame, 1953

MOST FIRST DOWNS PASSING

Carolina—19 vs. Maryland, 1996; vs. Georgia Tech 2014
Opponents—24 by Wake Forest, 1993; by Virginia, 2021

MOST FIRST DOWNS BY PENALTY

Carolina—6 vs. Maryland, 1980
Opponents—6 by Duke, 1980; by Notre Dame, 2022

FEWEST FIRST DOWNS

Carolina—1 vs. Duke, 1932 and vs. Wake Forest, 1944
Opponents—0 by Wake Forest, 1932

TURNOVERS AND PENALTIES

MOST FUMBLES

Carolina—11 vs. Wake Forest, 1952 (lost 6)
Opponents—11 by Florida, 1968

MOST FUMBLES LOST

Carolina—8 vs. Virginia Tech, 1938
Opponents—8 by Washington & Lee, 1953 and by Florida, 1968

MOST TOTAL TURNOVERS

Carolina—9 vs. Miami of Ohio, 2002 (6 lost fumbles and three interceptions)

Opponents—8 by Washington & Lee, 1953; by Florida, 1968; by Clemson, 1969

MOST PLAYS IN A GAME WITHOUT A TURNOVER

Carolina—84 vs. NC State, 2020
Opponents—86 by James Madison, 2016

MOST TURNOVERS IN A WIN

Carolina—8 vs. Virginia, 1939 (19-0)
Opponents—6 by Michigan, 1965 (31-24) and by Florida State, 1985 (20-10)

MOST PENALTIES AGAINST

Carolina—15 vs. Virginia Tech, 2012
Opponents—16 by Arizona State, 2003; by Florida State, 2009

MOST YARDS PENALIZED

Carolina—135 vs. Maryland, 1953
Opponents—153 by Arizona State, 2003

FEWEST PENALTIES

Carolina—0 vs. Georgia, 1931; vs. Wake Forest, 1944; vs. Wake Forest, 1969
Opponents—0 by Clemson, 1961 and by Bowling Green, 1982





◆ CAROLINA FOOTBALL ◆

2022 REVIEW



2022 GAME RECAPS



Carolina 56, Florida A&M 24 Aug. 27 · Kenan Stadium Chapel Hill, N.C.

CHAPEL HILL, N.C. (AP) — Drake Maye threw four of his five touchdown passes in the first half in his first collegiate start and North Carolina beat undermanned Florida A&M 56-24 to open the season Saturday night.

Six different North Carolina players scored touchdowns, with Josh Downs making two touchdown catches.

“It was fun out there,” Maye said. “We’ve got a lot of talent. We just have to put it together.”

Maye, a redshirt freshman and younger brother of former Tar Heels basketball standout Luke Maye and son of ex-North Carolina quarterback Mark Maye, completed 29 of 37 passes for 294 yards – some coming in a light rain.

“He thinks this is what he’s supposed to be doing,” North Carolina coach Mack Brown said. “One of the best first games I’ve ever seen.”

The young quarterback had a couple notable achievements. He’s the first North Carolina player to throw five touchdowns in a season opener and the first to connect for five touchdowns in a first career start.

“That’s kind of how the game worked out,” Maye said of the records.

North Carolina running back Omarion Hampton scored on touchdown runs of 2 and 25 yards in his debut. He finished with 101 rushing yards on 14 carries.

Earlier, Maye connected with Kamari Morales for a 19-yard touchdown pass for the game’s first points. It came one play after Maye dodged defenders on the way to a 42-yard run.

“It was a perfect opening game for us,” Brown said.

Brown, who turned 71 on Saturday, has 266 career coaching victories.

FAMU	7	7	10	0	- 24
Carolina	14	14	7	21	- 56

- NC - Morales 19 yd pass from Maye (Burnette kick) (5:51, 1st)
- FAM - Davis 17 yd pass from Moussa (Romo-Martinez kick) (3:21, 1st)
- NC - Nesbit 23 yd pass from Maye (Burnette kick) (0:29, 1st)
- NC - Blackwell 4 yd pass from Maye (Burnette kick) (7:39, 2nd)
- FAM - McCloud 5 yd run (Romo-Martinez kick) (2:01, 2nd)
- NC - Downs 2 yd pass from Maye (Burnette kick) (0:05, 2nd)
- NC - Hampton 1 yd run (Burnette kick) (12:10, 3rd)
- FAM - Romo-Martinez 35 yd field goal (7:41, 3rd)
- FAM - Davis 22 yd pass from Moussa (Romo-Martinez kick) (1:18, 3rd)
- NC - Pettaway 29 yd run (Burnette kick) (13:24, 4th)
- NC - Downs 27 yd pass from Maye (Burnette kick) (12:37, 4th)
- NC - Hampton 25 yd run (Burnette kick) (8:14, 4th)

	FAM	NC
First Downs	20	29
Rushes-Yards	27-56	40-314
Passing Yards	279	608
Comp-Att-Int	28-39-1	29-38-0
Plays-Total Yards (Avg)	66-335 (5.1)	78-608 (7.8)
Punts (Avg)	5 (45.6)	2 (49.5)
Fumbles-Lost	1-1	1-0
Penalties-Yards	8-48	5-45
Time of Possession	29:01	30:59

- Individual Rushing Leaders (Att-Yds-TD)**
- FAMU - Jennings (10-39-0), Davis (6-10-0)
- Carolina - Hampton (14-101-2), Green (8-69-0)
- Individual Passing Leaders (Comp-Att-INT)**



Carolina 63, App. State 61 Sept. 3 · Kidd Brewer Stadium Boone, N.C.

BOONE, N.C.—Redshirt freshman Drake Maye continued his torrid start to the season, throwing for 352 yards and combining for five touchdowns as North Carolina outlasted Appalachian State 63-61 on Saturday despite surrendering 40 points in the fourth quarter.

Maye, the younger brother of former Tar Heels basketball star Luke Maye, has thrown a school-record nine touchdown passes in two career starts. He also ran for a score against the Mountaineers.

Chase Brice threw for 376 yards and six touchdowns for Appalachian State (0-1).

The two teams combined for 62 points and 504 yards — in the fourth quarter.

With the game tied at 49, Maye lofted a ball over the middle to D.J. Jones for a 42-yard touchdown pass on an all-out blitz by the Mountaineers to give North Carolina (2-0) the lead with 2:50 left in the game.

App State responded with Brice throwing his fifth TD pass of the game, a 28-yard strike to Deshaun Davis with 31 seconds left. The Mountaineers went for the 2-point conversion — and the apparent win — but Brice’s pass sailed just over Davis’ head.

It seemed the game would end there, but UNC’s Bryson Nesbit returned the ensuing inside kick for a 43-yard touchdown — a mistake that gave the Mountaineers 31 seconds to try to score again. Sure enough, Brice found Kaedin Robinson for a 26-yard TD strike with 9 seconds left to cut the lead to 63-61.

The Mountaineers went for 2 but Brice was stopped short of the end zone.

The Tar Heels fell behind 21-7 before rattling off 34 straight points and silence a record crowd of 40,168 at Kidd Brewer Stadium.

Maye threw three TD passes in the first half, including a 10-yard TD strike to Nesbit to give the Tar Heels a 28-21 lead with 1 second left.

Maye made it 28 straight unanswered points for UNC with a 12-yard touchdown run to start the second half, receiving congrats from former Tar Heels and current Washington Commanders quarterback Sam Howell in the end zone after tiptoeing the sideline.

UNC pushed its lead to 41-21 after two Noah Burnette field goals entering the fourth quarter before the Mountaineers battled back with six touchdowns.

It was the most points ever scored in a UNC game since the school started football in 1888.

Carolina	7	21	13	22	- 63
App State	14	7	0	40	- 61

- ASU - #5 N.Noel 52 yd rush (#99 M.Hughes kick), 8-75, 03:24
- NC - #5 J.Jones 23 yd pass from #10 D.Maye (#98 N.Burnette kick), 8-75, 03:15
- ASU - #88 H.Pearson 22 yd pass from #7 C.Brice (#99 M.Hughes kick), 5-75, 01:46
- ASU - #9 C.Wells 2 yd pass from #7 C.Brice (#99 M.Hughes kick), 11-65, 05:21
- NC - #8 K.Paysour 14 yd pass from #10 D.Maye (#98 N.Burnette kick), 10-75, 04:48
- NC - #23 G.Pettaway 21 yd rush (#98 N.Burnette kick), 7-66, 03:05
- NC - #18 B.Nesbit 10 yd pass from #10 D.Maye (#98 N.Burnette kick), 9-72, 01:43
- NC - #10 D.Maye 12 yd rush (#98 N.Burnette kick), 8-75, 03:05
- NC - #98 N.Burnette 47 yd FG, 8-34, 03:08
- NC - #98 N.Burnette 44 yd FG, 4-2, 01:49
- ASU - #5 N.Noel 1 yd rush (#99 M.Hughes kick), 8-71, 02:55
- ASU - #81 M.Gibbs 13 yd pass from #7 C.Brice (#99 M.Hughes kick), 3-28, 01:33
- NC - #28 O.Hampton 2 yd rush (#10 D.Maye rush), 3-75, 01:12
- ASU - #13 C.Horn 31 yd pass from #7 C.Brice (#99 M.Hughes kick), 8-77, 02:01
- ASU - #6 C.Peoples 38 yd rush (#99 M.Hughes kick), 3-64, 00:46
- NC - #26 D.Jones 42 yd pass from #10 D.Maye (#98 N.Burnette kick), 5-75, 01:10
- ASU - #17 D.Davis 28 yd pass from #7 C.Brice (#17 D.Davis pass from #7 C.Brice failed), 8-75, 02:19
- NC - #18 B.Nesbit 43 yd kickoff return (#98 N.Burnette kick), 00:00
- ASU - #2 K.Robinson 26 yd pass from #7 C.Brice (#7 C.Brice rush failed), 2-48, 00:10

	NC	ASU
First Downs	30	28
Rushes-Yards	35-215	43-288
Passing Yards	352	361
Comp-Att-Int	24-36-0	25-38-1
Plays-Total Yards (Avg)	71-567(8.0)	81-649 (8.0)
Punts (Avg)	2 (46.0)	1 (38)
Fumbles-Lost	2-1	0-0
Penalties-Yards	12-130	7-80
Time of Possession	27:57	32:03

- Individual Rushing Leaders (Att-Yds-TD)**
- Carolina - Hood (6-87-0), Maye (12-76-1) / ASU - Noel (14-116-2), Peoples (13-65-1)
- Individual Passing Leaders (Comp-Att-INT)**
- Carolina - Maye (24-36-0) / ASU - Brice (25-38-1)
- Individual Receiving Leaders (No.-Yds-TD)**
- Carolina - Paysour (8-92-1), J.J. Jones (4-69-1)
- ASU - Davis (6-72-1), Pearson (4-46-1)



Carolina 35, Georgia State 28 Sept. 10 · Center Parc Credit Union Stadium Atlanta, Ga.

ATLANTA—Drake Maye passed for two touchdowns, Omarion Hampton ran for a pair of scores and North Carolina escaped another upset bid from a Sun Belt Conference team Saturday, rallying for a 35-28 victory over Georgia State after squandering an 18-point lead.

The Tar Heels (3-0) were coming off a wild 63-61 victory at Appalachian State despite giving up a staggering 40 points in the fourth quarter.

The Atlantic Coast Conference school hit the road again to face Georgia State (0-2), which was hosting a Power 5 team in Atlanta for the first time in the 13-year history of its program.

The Panthers ripped off 25 straight points to grab a 28-21 lead late in the third quarter.

But Hampton broke a 58-yard touchdown run right down the middle of field to tie the game before the end of the third.

He won it on a 2-yard scoring plunge with 10:42 remaining, ensuring the Tar Heels escaped another close call and moved to 3-0 for the first time since 2011.

“I’m happy to have two wins on the road,” coach Mack Brown said. “Both of them tough wins, which really helps us grow up.”

Hampton finished with 110 yards rushing on 16 carries.

North Carolina appeared headed for a more comfortable win after the previous week’s craziness, building a 21-3 lead midway through the second quarter.

Maye threw a 55-yard touchdown pass to Kamari Morales and a 28-yarder to Kobe Paysour.

But North Carolina’s offense finally got going again, sparked by Hampton’s long run.

“I just read the hole,” Hampton said. “When it opened up, I knew I had to take it.”

Carolina	7	14	7	7	- 35
Georgia State	3	7	18	0	- 28

- NC - Morales 55 yd pass from Drake (Burnette kick), 7-75 (3:24, 1st)
- GSU - Hayes 45 yd FG, 10-39 (2:52, 1st)
- NC - D.J. Jones 7 yd rush (Burnette kick), 9-55 (2:51, 2nd)
- NC - Paysour 28 yd pass from Maye (Burnette kick), 8-78 (3:11, 2nd)
- GSU - Byrd 6 yd pass from Grainger (Hayes kick), 11-75 (3:26, 2nd)
- GSU - Lewis 49 yd pass from Grainger (Hayes kick), 5-75 (1:33, 3rd)
- GSU - Hayes 45 yd FG, 7-29 (3:02, 3rd)
- GSU - Lewis 29 yd pass from Grainger (Thrash pass from Grainger), 10-98 (3:33, 3rd)
- NC - Hampton 58 yd rush (Burnette), 4-75 (1:31, 4th)
- NC - Hampton 2 yd rush (Burnette), 5-92 (2:24, 4th)

	NC	GSU
First Downs	23	23
Rushes-Yards	44-183	54-235
Passing Yards	284	186
Comp-Att-Int	19-24-1	16-24-0
Plays-Total Yards (Avg)	68-467(6.9)	78-421 (5.4)
Punts (Avg)	5 (54.2)	9 (44.1)
Fumbles-Lost	2-2	1-0
Penalties-Yards	4-50	12-87
Time of Possession	28:22	31:38

- Individual Rushing Leaders (Att-Yds-TD)**
- Carolina - Hampton (16-110-2), D.J. Jones (10-61-1)
- GSU - Gregg (18-79-0), Grainger (18-75-0)
- Individual Passing Leaders (Comp-Att-INT)**
- Carolina - Maye (19-24-1)
- GSU - Grainger (16-24-0)
- Individual Receiving Leaders (No.-Yds-TD)**
- Carolina - Paysour (5-73-1), D.J. Jones (4-23-0)
- GSU - Lewis (7-115-2), Thrash (5-53-0)



2022 GAME RECAPS



Notre Dame 45, Carolina 32
Sept. 24 · Kenan Stadium
Chapel Hill, N.C.

CHAPEL HILL, N.C.—Drew Pyne threw three touchdown passes and Notre Dame finally clicked on offense in a 45-32 victory over North Carolina on Saturday.

The Tar Heels (3-1) were denied their first 4-0 start to a season since 1997.

“All of us are trying to catch them,” Carolina head coach Mack Brown said after the game. “They’ve got a great program. They do it right. They do it within the rules, and they’re really good. I think you just give credit to them.

“We could not stop the run, and they just lined up and hit us right in the face,” Brown continued. “They kept running it and running it and we couldn’t get them off the field.

North Carolina quarterback Drake Maye threw five touchdown passes, two going to Josh Downs in the first half and two more — covering 144 yards — to Antoine Green in the second half. Maye was 17-for-32 for 301 yards.

Pyne threw second-quarter touchdown passes of 10 yards to Michael Mayer and 30 yards to Lorenzo Styles. The Irish led 24-14 at halftime after Blake Grupe’s 40-yard field goal with 23 seconds left. Notre Dame held a 301-161 edge in total yards in the first half.

North Carolina fumbled on its first second-half snap when Maye dropped the ball in pass formation, giving the Irish the ball at the Tar Heels’ 15. One play after a fourth-down defensive pass interference penalty followed by an unsportsmanlike conduct penalty on Tar Heels coach Mack Brown, Notre Dame converted on Estime’s 1-yard lunge.

The Tar Heels took the first gamble of the game on the opening possession and it paid off with Maye’s fourth-and-goal pass of 4 yards to Downs. Maye threw for 39 yards and rushed for 33 on the opening drive. Downs had been out since he suffered a lower-body injury in the Aug. 27 opener.

Notre Dame	0	24	14	7	- 45
Carolina	7	7	6	12	- 32

NC - Downs 4 yd pass from Maye (Burnette kick) (9:53, 1st)
 ND - Mayer 10 yd pass from Pyne (Grupe kick) (12:57, 2nd)
 ND - Styles 30 yd pass from Pyne (Grupe kick) (10:01, 2nd)
 NC - Downs 3 yd pass from Maye (Burnette kick) (6:55, 2nd)
 ND - Estime 1 yd run (Grupe kick) (2:37, 2nd)
 ND - Grupe 40 yd FG (00:23, 2nd)
 ND - Diggs 29 yd pass from Pyne (Grupe kick) (12:18, 3rd)
 ND - Estime 1 yd run (Grupe kick) (10:21, 3rd)
 NC - Green 80 yd pass from Maye (Nesbit pass from Maye failed) (4:08, 3rd)
 ND - Tyree 1 yd run (Grupe kick) (13:04, 4th)
 NC - Hampton 4 yd pass from Maye (Nesbit pass from Maye failed) (9:47, 4th)
 NC - Green 64 yd pass from Maye (Pettaway pass from Maye failed) (1:44, 4th)

	ND	NC
First Downs	35	18
Rushes-Yards	51-287	28-66
Passing Yards	289	301
Comp-Att-Int	24-34-0	24-34-0
Plays-Total Yards (Avg)	85-576 (6.8)	60-367 (6.1)
Punts (Avg)	1-54 (54.0)	5-242 (48.4)
Fumbles-Lost	1-1	1-1
Penalties-Yards	5-46	9-64
Time of Possession	38:13	21:47

Individual Rushing Leaders (Att-Yds-TD)

ND - Estime (17-134-2), Tyree (15-80-2)
 Carolina - Maye (13-36-0), Hampton (10-28-0)

Individual Passing Leaders (Comp-Att-INT)

ND - Pyne (24-34-0)
 Carolina - Maye (17-32-0)

Individual Receiving Leaders (No.-Yds-TD)

ND - Mayer (7-88-1), Styles (5-69-1), Diggs (3-65-1)
 Carolina - Downs (5-32-2), A. Green (3-150-2)



Carolina 41, Virginia Tech 10
Oct. 1 · Kenan Stadium
Chapel Hill, N.C.

CHAPEL HILL, N.C.—Drake Maye threw for three touchdowns and ran for two more to continue his strong start to the season and North Carolina opened up Atlantic Coast Conference play with a 41-10 victory over Virginia Tech on Saturday.

Maye, a redshirt freshman, was able to consistently throw downfield, with 13 of his 26 completions going for at least 15 yards. He finished with 363 yards, going 26 of 36.

Josh Downs led UNC (4-1, 1-0 ACC) with eight catches and 120 yards, and tight end Bryson Nesbit added 98 receiving yards on four receptions.

Grant Wells completed 16 of 26 passes for 139 yards and ran for a touchdown, but the Hokies (2-3, 1-1) struggled overall against a Tar Heel defense that turned in its best performance of the season.

Linebacker Cedric Gray picked off Wells in the second quarter, which set up a 16-yard touchdown pass by Maye to Antoine Green one play later to give UNC a 21-3 lead, and the Hokies never got closer than 11 points.

The Tar Heels gave up nearly 500 yards per game in their first four contests, but UNC limited the number of big gainers by Virginia Tech. Wells never got in an extended rhythm, as the Hokies finished with only 273 yards.

VT	3	7	0	0	- 10
Carolina	7	17	17	0	- 41

VT - Ross 34 yd FG (9:19, 1st)
 NC - Morales 3 yd pass from Maye (Burnette kick) (4:37, 1st)
 NC - Maye 1 yd rush (Burnette kick) (12:37, 2nd)
 NC - Green 16 yd pass from Maye (Burnette kick) (10:28, 2nd)
 VT - Wells 2 yd rush (Ross kick) (0:28, 2nd)
 NC - Burnette 44 yd FG (0:00, 2nd)
 NC - Maye 2 yd rush (Burnette kick) (7:45, 3rd)
 NC - Burnette 21 yd FG (3:50, 3rd)
 NC - Nesbit 25 yd pass from Maye (Burnette kick) (0:29, 3rd)

	VT	NC
First Downs	14	24
Rushes-Yards	35-99	32-160
Passing Yards	35-174	41-367
Comp-Att-Int	20-35-1	27-41-0
Plays-Total Yards (Avg)	70-273 (3.9)	73-527 (7.2)
Punts (Avg)	7 (42.4)	4(33.8)
Fumbles-Lost	0-0	0-0
Penalties-Yards	3-22	4-25
Time of Possession	31:43	28:17

Individual Rushing Leaders (Att-Yds-TD)

VT - King (9-52-0), Wells (6-17-1)
 Carolina - Maye (13-73-2), Hampton (8-37-0)

Individual Passing Leaders (Comp-Att-INT)

VT - Wells (16-26-0)
 Carolina - Maye (26-36-3)

Individual Receiving Leaders (No.-Yds-TD)

VT - Smith (3-49), Wright (4-31)
 Carolina - Downs (8-120), Nesbit (4-98-1), Green (4-59-1), Copenhaver (2-35), Morales (3-29-1)



Carolina 27, Miami 24
Oct. 8 · Hard Rock Stadium
Miami Gardens, Fla.

MIAMI GARDENS, FLA.—Drake Maye passed for 309 yards and two touchdowns, one of them a 74-yarder to J.J. Jones, and North Carolina overcame a stellar performance by Tyler Van Dyke to beat Miami 27-24 on Saturday.

Josh Downs had a receiving touchdown and Omarion Hampton ran for another score for North Carolina (5-1, 2-0 Atlantic Coast Conference).

Van Dyke completed 42 of 57 passes for 496 yards — the second-most in Miami history, behind Stephen Morris’ 566 in 2012 — and three touchdowns for Miami (2-3, 0-1).

Down 27-24, Miami initially appeared to recover an onside kick with about 2 minutes left; Al Blades Jr. dove along the sideline to knock the ball inbounds and the Hurricanes seemed poised to take over. The play was overturned by replay, which saw that Blades had stepped out of bounds and therefore couldn’t touch the ball.

North Carolina punted the ball back to Miami with 1:14 left, but Van Dyke was picked off with 8 seconds remaining.

Caleb Hood rushed for 74 yards on 13 carries for the Tar Heels, who have won four straight over Miami for the first time. Jones’ way-too-easy score capped a game-opening 95-yard drive, and Hampton’s score finished off a 99-yard drive that was bolstered by a 52-yard pass from Maye to Antoine Green.

The Hurricanes had first-and-goal from the North Carolina 2 in the second quarter, got one yard on three carries and then saw Van Dyke’s fourth-down heave fall incomplete. In the third quarter, after intercepting Maye for the second time the Hurricanes’ drive stalled near midfield after going for it on fourth down. And in the fourth quarter, Jaylan Knighton got enough yards to convert on fourth-and-1 at the North Carolina 26 — but fumbled the ball away.

The Heels went 81 yards in 17 plays, and Noah Burnette’s chip-shot field goal put North Carolina up 27-17 with 4:10 remaining.

Carolina	7	14	3	3	- 27
Miami	0	17	0	7	- 24

NC - J.J. Jones 74 yd pass from Maye (Burnette kick) (8:55, 1st)
 NC - Hampton 2 yd rush (Burnette kick) (8:44, 2nd)
 UM - Smith 20 yd pass from Van Dyke (Borregales kick) (5:50, 2nd)
 NC - Downs 15 yd pass from Maye (Burnette kick) (1:31, 2nd)
 UM - Parrish 7 yd pass from Van Dyke (Borregales kick) (0:28, 2nd)
 UM - Borregales 38 yd FG (0:00, 2nd)
 NC - Burnette 38 yd FG (7:58, 3rd)
 NC - Burnette 19 yd FG (4:10, 4th)
 UM - Young 16 yd pass from Van Dyke (Borregales kick) (2:20, 4th)

	NC	UM
First Downs	22	29
Rushes-Yards	43-161	24-42
Passing Yards	309	496
Comp-Att-Int	19-28-2	42-57-1
Plays-Total Yards (Avg)	71-470 (6.6)	81-538 (6.6)
Punts (Avg)	2 (40.5)	2 (45)
Fumbles-Lost	0-0	1-1
Penalties-Yards	8-61	4-35
Time of Possession	31:14	28:46

Individual Rushing Leaders (Att-Yds-TD)

Carolina - Hood (13-74-0), Maye (14-53-0), Hampton (15-39-0)
 UM - Parrish (11-19-0), Knighton (4-13-0),

Individual Passing Leaders (Comp-Att-INT)

Carolina - Maye (29-309-2)
 UM - Van Dyke (42-496-1)

Individual Receiving Leaders (No.-Yds-TD)

Carolina - J.J. Jones (2-80-1), Downs (6-69-1)
 UM - Mallory (8-115-0), Parrish (7-46-1), Young (3-43-1), Smith (2-20-1)





2022 GAME RECAPS



Carolina 38, Duke 35
Oct. 15 • Wallace Wade Stadium
Durham, N.C.

DURHAM, N.C.—Drake Maye connected with Antoine Green on the right side of the end zone for an 8-yard score with 16 seconds left to lift North Carolina past rival Duke 38-35 on Saturday night.

Maye's throw capped a nine-play, 74-yard drive for a touchdown that stood on the slimmest of margins. Replays showed Green's left foot land barely inside the sideline — with only a sliver of grass detectable between Green's foot and the white paint — before officials declared after a review that the touchdown call would stand for the Tar Heels (6-1, 3-0 Atlantic Coast Conference).

Duke (4-3, 1-2) drove to midfield in the desperate seconds for a possible tying field goal, but UNC's Noah Taylor batted Riley Leonard's pass skyward for teammate Will Hardy to make a clinching diving interception with 2 seconds left.

That sent UNC fans into wild cheers with a still-unbeaten record in Atlantic Coast Conference play as the Coastal Division leaders, not to mention the chance to keep the Victory Bell that goes to the winner of the longstanding rivalry for a fourth straight year.

Maye threw for 380 yards and three touchdowns to lead the Tar Heels, while Josh Downs had nine catches for 126 yards that included a couple of spectacular grabs.

Leonard threw for 245 yards and a touchdown to go with a 74-yard scoring keeper to lead the Blue Devils. Jordan Waters ran for 91 yards and two scores, including his own highlight-reel moment with a 38-yard cutback run past multiple UNC defenders for a score and a 35-31 lead with 10:12 left.

Yet this one ended like each of the three since Mack Brown returned for a second stint leading the UNC program: with the Tar Heels jubilantly clanging the Victory Bell again on their way off the field.

Carolina	10	7	14	7	- 38
Duke	7	14	0	14	- 35

- NC - Burnette 45 yd FG (13:18, 1st)
- DU - Waters 2 yd run (Ham kick) (8:30, 1st)
- NC - Morales 10 yd pass from Maye (Burnette kick) (4:38, 1st)
- DU - Leonard 74 yd run (Ham kick) (5:16, 2nd)
- DU - Moore 2 yd run (Ham kick) (1:38, 2nd)
- NC - Hood 4 yd pass from Maye (Burnette kick) (0:13, 2nd)
- NC - Green 1 yd run (Burnette kick) (9:01, 3rd)
- NC - Green 20 yd run (Burnette kick) (3:54, 3rd)
- DU - Hagans 20 yd pass from Leonard (Ham kick) (14:12, 4th)
- DU - Waters 38 yd run (Ham kick) (10:12, 4th)
- NC - Green 8 yd pass from Maye (Burnette kick) (0:16, 4th)

	NC	DU
First Downs	30	27
Rushes-Yards	35-156	42-297
Passing Yards	380	245
Comp-Att-Int	28-39-0	20-31-1
Plays-Total Yards (Avg)	74-536 (7.2)	73-542 (7.4)
Punts (Avg)	2-94 (47.0)	2-47 (23.5)
Fumbles-Lost	3-2	0-0
Penalties-Yards	8-61	8-85
Time of Possession	24:32	35:28

- Individual Rushing Leaders (Att-Yds-TD)**
Carolina - Maye (18-70-0), Hood (10-48-0), Green (3-24-2)
DU - Leonard (14-130-1), Waters (15-91-2)
- Individual Passing Leaders (Comp-Att-INT)**
Carolina - Maye (28-38-0)
DU - Leonard (20-31-1)
- Individual Receiving Leaders (No.-Yds-TD)**
Carolina - Downs (9-126-0), A. Green (4-112-1)
DU - Calhoun (6-55-0), Pancol (3-51-0)



Carolina 42, Pittsburgh 24
Oct. 29 • Kenan Stadium
Chapel Hill, N.C.

CHAPEL HILL — Drake Maye threw for five touchdowns and Antoine Green had a career night with 180 yards receiving as No. 21 North Carolina overcame a 10-point deficit in the second half to defeat Pittsburgh 42-24 on Saturday.

UNC (7-1, 4-0 Atlantic Coast Conference) is 4-0 in league play for the first time since going 8-0 in 2015. Green, a fifth-year senior, hauled in a pair of touchdowns and set career highs in yards receiving and receptions (10).

The loss was Pitt's second straight, and the Panthers (4-4, 1-3 ACC) are 1-3 in their last four games after starting 3-1.

UNC went down 24-14 early in the third quarter on the third touchdown of the night by Pitt running back Israel Abanikanda before scoring 28 unanswered points.

The Tar Heels took their first lead on a 2-yard run by Elijah Green less than a minute into the fourth. On the ensuing Pitt drive, Abanikanda lost a fumble at midfield and the Tar Heels capitalized with a 25-yard touchdown reception by Josh Downs a few plays later to take a two-score lead they didn't relinquish.

Pitt wideout Jared Wayne had a career-best 161 yards receiving as the Panthers relied on big pass plays to power their strong start. But after going up by 10 on its first drive of the second half, Pitt gained only 60 yards on its final four possessions.

Pitt	7	10	7	0	- 24
Carolina	7	7	7	21	- 42

- UP - Abanikanda 6 yd run (Sauls kick) (11:30, 1st)
- NC - A. Green 16 yd pass from Maye (Burnette kick) (4:46, 1st)
- UP - Abanikanda 4 yd run (Sauls kick) (13:20, 2nd)
- UP - Sauls 47 yd FG (5:14, 2nd)
- NC - Paysour 1 yd pass from Maye (Burnette kick) (3:33, 2nd)
- UP - Abanikanda 22 yd run (Sauls kick) (10:07, 3rd)
- NC - Downs 13 yd pass from Maye (Burnette kick) (6:05, 3rd)
- NC - E. Green 2 yd run (Burnette kick) (14:07, 4th)
- NC - Downs 25 yd pass from Maye (Burnette kick) (10:46, 4th)
- NC - A. Green 13 yd pass from Maye (Burnette kick) (9:07, 4th)

	UP	NC
First Downs	14	26
Rushes-Yards	30-131	30-86
Passing Yards	236	388
Comp-Att-Int	14-31-0	34-45-0
Plays-Total Yards (Avg)	61-367 (6)	75-474 (6.3)
Punts (Avg)	6-242 (40.3)	4-184 (46)
Fumbles-Lost	1-1	0-0
Penalties-Yards	5-48	6-52
Time of Possession	28:32	31:28

- Individual Rushing Leaders (Att-Yds-TD)**
UP - Abanikanda (26-131-3)
Carolina - Maye (14-61-0)
- Individual Passing Leaders (Comp-Att-INT)**
UP - Slovis (14-31-0)
Carolina - Maye (34-44-0)
- Individual Receiving Leaders (No.-Yds-TD)**
UP - Wayne (7-161-0), Means (3-53-0), Mumpfield (4-22-0)
Carolina - A. Green (10-180-2), Downs (11-102-2)



Carolina 31, Virginia 28
Nov. 5 • Scott Stadium
Charlottesville, Va.

CHARLOTTESVILLE, VA.—Drake Maye threw for two touchdowns and ran for another and No. 17 North Carolina outscored Virginia 21-7 after halftime to rally for a 31-28 victory Saturday.

Elijah Green scored twice and Josh Downs caught 15 passes, including a touchdown, for the Tar Heels (8-1, 5-0 Atlantic Coast Conference, No. 17 CFP), now 5-0 in league play for the first time since 2015, when they qualified for their lone appearance in the ACC championship.

The Cavaliers (3-6, 1-5), playing without three starting wide receivers, lost for the fifth time in six games and need to win their final three games to qualify for a bowl game.

Virginia started fast, getting a touchdown on its opening drive for the first time this season and led 14-10 at halftime. But Maye led the Tar Heels downfield in just 2:55 to start the third quarter, Green finishing the drive with a 4-yard run. Virginia answered with a 75-yard touchdown drive of its own to retake the lead, but Maye found Downs from 19 yards before the quarter was over and hit Green with a 22-yard pass in the flat with 13:19 left.

Brennan Armstrong pulled Virginia within a field goal with his second scoring run with 3:24 left on a drive that covered 71 yards in just 59 seconds, but Virginia was offside on the ensuing outside kick, giving UNC the ball at the Cavaliers 23. One more completion to a diving Downs converting a third-and-2 allowed the Tar Heels to run out the clock.

Maye finished 26 for 37 for 293 yards and ran for 74 yards. Downs' catches went for 166 yards, giving him 23 catches for 369 yards and three TDs in the last two years against Virginia.

Carolina	3	7	14	7	- 31
Virginia	7	7	7	7	- 28

- UVA - Armstrong 4 yd run (Betteridge kick) (10:48, 1st)
- NC - Burnette 35 yd FG (6:32, 1st)
- NC - Maye 5 yd run (Burnette kick) (6:47, 2nd)
- UVA - Brown 3 yd run (Betteridge kick) (2:04, 2nd)
- NC - E. Green 4 yd run (Burnette kick) (12:05, 3rd)
- UVA - Walker 1 yd run (Betteridge kick) (7:49, 3rd)
- NC - Downs 19 yd pass from Maye (Burnette kick) (4:13, 3rd)
- NC - E. Green 22 yd pass from Maye (Burnette kick) (13:19, 4th)
- UVA - Armstrong 8 yd run (Bettridge kick) (3:24, 4th)

	NC	VA
First Downs	29	25
Rushes-Yards	40-162	39-186
Passing Yards	293	232
Comp-Att-Int	26-37-0	17-35-1
Plays-Total Yards (Avg)	77-455 (5.9)	74-418 (5.6)
Punts (Avg)	3-165 (55)	5-219 (43.8)
Fumbles-Lost	0-0	0-0
Penalties-Yards	5-45	8-47
Time of Possession	33:38	26:22

- Individual Rushing Leaders (Att-Yds-TD)**
Carolina -
VA -
- Individual Passing Leaders (Comp-Att-INT)**
Carolina - Maye (0-0-0)
VA -
- Individual Receiving Leaders (No.-Yds-TD)**
Carolina -
VA -



2022 GAME RECAPS



Carolina 36, Wake Forest 34
Nov. 12 · Truist Field
Winston-Salem, N.C.

WINSTON-SALEM, N.C. — No. 15 North Carolina didn't squander its first chance to clinch a trip to the Atlantic Coast Conference championship game.

Noah Burnette kicked a 33-yard field goal with 2:12 left and UNC's defense came up with key fourth-quarter stops to beat Wake Forest 36-34 on Saturday night, a win that claimed the league's Coastal Division title.

The Tar Heels (9-1, 6-0) earned it with a road win in a marquee matchup of star quarterbacks Drake Maye of UNC and Sam Hartman of Wake Forest.

As a result, the Tar Heels' locker-room celebration included ACC associate commissioner for football Michael Strickland coming in to present the team with the trophy for winning the Coastal.

The game-turning play came with the Tar Heels facing a one-point deficit and Wake Forest's offense pushing across midfield. But Cam'Ron Kelly jumped in front of Hartman's throw over the middle for an interception to set up the drive for Burnette's go-ahead kick.

Then, the Tar Heels pressured Hartman into a fourth-down incompletion with 64 seconds left. The Tar Heels killed the rest of the clock to seal the program's second trip to the ACC title game and first since 2015 — this one coming with Mack Brown in his second tenure with the school.

Maye threw for 448 yards and three touchdowns, each going to Downs who continued his tear of late. Downs finished with 11 grabs for 154 yards, with all three of his scores coming before halftime.

Hartman threw for 320 yards and four touchdowns for Wake Forest (6-4, 2-4). Donavon Greene had two of those scores, including a 60-yarder late in the third quarter for a 34-33 lead.

The UNC defense came up big in key moments, which also included a fourth-down stop inside its own 10-yard line earlier in the fourth. The Tar Heels improved to 6-0 on the road for the first time in program history and earned a date with No. 12 Clemson for the ACC title in Charlotte on Dec. 3.

Carolina	14	13	16	3	- 36
Wake Forest	7	14	13	0	- 34

NC - Downs 12 yd pass from Maye (Burnette, Kick) (9:17, 1st)
 NC - E. Green 5 yd run (Burnette, Kick) (7:13, 1st)
 WF - Taylor 7 yd pass from Hartman (Dennis, Kick) (3:21, 1st)
 NC - Downs 7 yd pass from Maye (Burnette, Kick) (13:23, 2nd)
 WF - Turner 1 yd run (Dennis, Kick) (9:13, 2nd)
 WF - Greene 7 yd pass from Hartman (Dennis, Kick) (4:06, 2nd)
 NC - Downs 20 yd pass from Maye (2:22, 2nd)
 WF - Perry 32 yd pass from Hartman (Dennis, Kick) (8:35, 3rd)
 NC - Maye 5 yd run (5:27, 3rd)
 WF - Greene 60 yd pass from Hartman (4:26, 3rd)
 NC - Burnette 33 FG (2:12, 4th)

	NC	WFU
First Downs	30	23
Rushes-Yards	38-136	41-170
Passing Yards	448	320
Comp-Att-Int	31-49-0	18-31-1
Plays-Total Yards (Avg)	87-584 (6.7)	72-490 (6.8)
Punts (Avg)	3-125 (41.7)	3-132 (44)
Fumbles-Lost	0-0	0-1
Penalties-Yards	8-78	7-56
Time of Possession	33:02	26:58

Individual Rushing Leaders (Att-Yds-TD)
 Carolina - Maye (10-71-1), E. Green (18-66-1)
 WFU - Justice (16-83-2)

Individual Passing Leaders (Comp-Att-INT)
 Carolina - Maye (31-49-0)
 WFU - Hartman (18-31-1)

Individual Receiving Leaders (No.-Yds-TD)
 Carolina - Downs (11-154-3), A. Green (4-81-0), Nesbit (5-63-0)
 WFU - Taylor (5-106-1), Greene (4-85-2), Perry (5-63-1)



Georgia Tech 21, Carolina 17
Nov. 19 · Kenan Stadium
Chapel Hill, N.C.

CHAPEL HILL, N.C. — Zach Gibson threw for 174 yards and Georgia Tech scored 21 unanswered points for a 21-17 road win against No. 13 North Carolina on Saturday.

Georgia Tech (5-6, 4-4 Atlantic Coast Conference) trailed 17-0 late in the first half, but started to methodically move the ball. All three of its scoring drives were for 68-plus yards and culminated with rushing touchdowns.

A 6-yard score on the ground by Hassan Hall with just over 11 minutes remaining in the fourth quarter proved to be the ticket for the Yellow Jackets, who kept their bowl hopes alive and improved to 4-3 under interim coach Brent Key.

North Carolina (9-2, 6-1 ACC) was riding a six-game winning streak and clinched the ACC's Coastal Division last week. The Tar Heels had a chance to regain the lead late in the fourth quarter, but Josh Downs dropped a 4th-and-11 pass from quarterback Drake Maye in the end zone with just over four minutes remaining.

Maye, who had emerged as a possible Heisman contender as a redshirt freshman, failed to score a touchdown for the first time this season. He was also sacked a season-high six times by Georgia Tech, three of which came via Keion White.

After UNC went ahead 17-0 with a little more than three minutes left in the first half, Georgia Tech held the Heels to 97 yards of offense on their final 33 plays.

Georgia Tech	0	7	7	7	- 21
Carolina	7	10	0	0	- 17

NC - E. Green 80 yd run (Burnette, Kick) (10:56, 1st)
 NC - Burnette 31 FG (10:51, 2nd)
 NC - E. Green 1 yd run (Burnette, Kick) (3:13, 2nd)
 GT - Smith 2 yd run (Stewart, Kick) (:48, 2nd)
 GT - Phommachanh 4 yd run (Stewart, Kick) (7:31, 3rd)
 GT - Hall 6 yd run (Stewart, Kick) (11:08, 4th)

	GT	NC
First Downs	19	16
Rushes-Yards	49-186	33-163
Passing Yards	187	202
Comp-Att-Int	15-23-1	16-30-1
Plays-Total Yards (Avg)	72-373 (5.2)	63-365 (5.8)
Punts (Avg)	5-191 (38.2)	5-226 (45.2)
Fumbles-Lost	3-0	1-0
Penalties-Yards	2-20	2-25
Time of Possession	34:27	25:33

Individual Rushing Leaders (Att-Yds-TD)
 GT - Hall (14-48-1), Phommachanh (10-45-1)
 Carolina - E. Green (10-92-2)

Individual Passing Leaders (Comp-Att-INT)
 GT - Gibson (13-18-0)
 Carolina - Maye (16-30-1)

Individual Receiving Leaders (No.-Yds-TD)
 GT - Rutherford (6-68-0), Hall (4-57-0)
 Carolina - Nesbit (4-85-0), Blackwell (2-54-0), Downs (3-31-0)



NC State 30, Carolina 27 (2 OT)
Nov. 25 · Kenan Stadium
Chapel Hill, N.C.

CHAPEL HILL, N.C.—Ben Finley threw for 271 yards and two touchdowns in his first career start, and North Carolina State held on to beat Drake Maye and No. 17 North Carolina 30-27 on Friday when Noah Burnette duck-hooked a 35-yard field goal try in the second overtime.

Maye connected with Antoine Green from 4 yards out on the final play of regulation to tie the game at 24-all, but N.C. State (8-4, 4-4 Atlantic Coast Conference) kept the ACC Coastal Division champion Tar Heels (9-3, 6-2) out of the end zone in the first overtime.

Burnette — who also missed from 27 yards in the fourth quarter — made a 26-yarder in the first OT and the Wolfpack tied it on Christopher Dunn's 31-yarder. Dunn was good from 21 yards in the second overtime and N.C. State, which never trailed, held on to hand North Carolina its second straight loss.

Carter caught Finley's back-shoulder pass just outside the end zone and backed in for a 26-yard touchdown with 3:54 remaining in regulation for the Wolfpack's first points of the second half.

Finley became N.C. State's fourth starting quarterback in a seven-game span. He completed 27 of 40 passes for 271 yards.

The Tar Heels and freshman sensation Maye closed the regular season with dispiriting one-score losses to Georgia Tech and the Wolfpack ahead of the ACC title game clash with No. 8 Clemson next Saturday.

Maye finished 29 of 49 for 233 yards, one interception and the tying TD toss on fourth-and-goal to Green, which followed an apparent touchdown catch by John Copenhaver that was overturned on a replay review.

NC State	7	10	0	7	6	30
Carolina	3	7	0	14	3	27

NCSU - Chambers 2 yd run (Dunn, Kick) (13:20, 1st)
 NC - Burnette 37 FG (5:13, 2nd)
 NCSU - Timmons 28 yd pass from Finley (Dunn, Kick) (12:38, 2nd)
 NC - E. Green 9 yd run (Burnette, Kick) (5:03, 2nd)
 NCSU - Dunn 29 yd FG (0:00, 2nd)
 NC - Maye 14 yd run (Burnette, Kick) (7:53, 4th)
 NCSU - Carter 26 yd pass from Finley (Dunn, Kick) (3:54, 4th)
 UNC - A. Green 4 yd pass from Maye (Burnette, Kick) (0:00, 4th)
 NC - Burnette 26 yd FG (0:00, OT)
 NCSU - Dunn 31 yd FG (0:00, OT)
 NCSU - Dunn 21 yd FG (0:00, OT)

	NCSU	NC
First Downs	17	23
Rushes-Yards	25-59	40-118
Passing Yards	271	233
Comp-Att-Int	27-41-0	29-49-1
Plays-Total Yards (Avg)	66-330 (5)	89-351(3.9)
Punts (Avg)	7-319 (45.6)	7-301 (43)
Fumbles-Lost	0-0	0-0
Penalties-Yards	8-60	7-58
Time of Possession	25:48	35:12

Individual Rushing Leaders (Att-Yds-TD)
 NCSU - Allen (12-53-0), Houston (8-30-0), Chambers (2-2-1)
 Carolina - E. Green (24-83-2), Maye (14-32-1)

Individual Passing Leaders (Comp-Att-INT)
 GT - Finley (27-40-0)
 Carolina - Maye (29-49-1)

Individual Receiving Leaders (No.-Yds-TD)
 GT - Rutherford (6-68-0), Hall (4-57-0)
 Carolina - A. Green (8-67-0), Downs (6-51-0)



2022 GAME RECAPS



Clemson 39, Carolina 10 Dec. 3 • Bank of America Stadium Charlotte, N.C.

CHARLOTTE—Backup quarterback Cade Klubnik completed 20 of 24 passes for 279 yards and a touchdown and ran for another score and No. 10 Clemson reclaimed the Atlantic Coast Conference championship with a 39-10 victory over No. 24 North Carolina on Saturday night.

Cornerback Nate Wiggins broke up two passes in the end zone, blocked a field goal and returned an interception 98 yards for a touchdown to help the Tigers win their seventh ACC title in eight seasons.

Clemson (11-2, No. 9 CFP) won six straight ACC championships from 2015 to 2020 before failing to reach the title game last season. But coach Dabo Swinney's Tigers rebounded in a big way, going 9-0 against ACC foes this season to reach the Orange Bowl.

They have Klubnik to thank for that.

With Clemson down 7-0, Swinney benched two-year starter D.J. Uiagalelei after the Tigers failed to pick up a first down on their first two possessions, Swinney turned to Klubnik, a 5-star recruit from Austin, Texas. He responded by leading the Tigers to four straight scores and a 24-10 lead at halftime.

Clemson stretched it to 39-10 heading into the fourth quarter.

Swinney has never been shy about replacing veteran QBs with less experienced players. He did it in 2014, sitting Cole Stoudt for Deshaun Watson, and again in 2018 replacing Kelly Bryant with Trevor Lawrence.

ACC player of the year Drake Maye was limited to 268 yards passing and turned the ball over three times for North Carolina (9-4, No. 23 CFP), which was seeking its first ACC championship since 1980 when Lawrence Taylor was wreaking havoc on quarterbacks.

Maye got things started on the right foot for the Tar Heels, capping an 11-play, 78-yard drive with a 3-yard touchdown run for a 7-0 lead on UNC's first possession.

But the Tar Heels repeatedly sputtered on offense inside the red zone after that, the biggest blow coming when Maye misfired near the goal line and Wiggins — who had struggled in Clemson's 51-45 win over Wake Forest — returned his pass for a touchdown to give Clemson a 32-10 lead with 5:05 left in the third quarter.

Klubnik provided an immediate spark for Clemson.

He led the Tigers on a nine-play, 71-yard drive, culminating in a 1-yard TD pass to Davis Allen. After Maye's fumble, Klubnik caught a 19-yard pass from Phil Mahaf to set up Mahaf's 4-yard touchdown run — Clemson's second TD in a span of 40 seconds.

Klubnik then showed off his arm strength with a 68-yard pass to fellow freshman Cole Turner to set up his own 1-yard TD run for a 21-7 lead.

Clemson	14	10	15	0	39
Carolina	7	3	0	0	10

NC - Maye 3 yd run (Burnette, Kick) (8:50, 1st)
 CLE - Davis 1 yd pass from Klubnik (Potter, Kick) (1:41, 1st)
 CLE - Mahaf 4 yd run (Potter, Kick) (0:35, 1st)
 CLE - Klubnik 1 yd run (Potter, Kick) (6:02, 2nd)
 NC - Burnette 25 yd FG (1:20, 2nd)
 CLE - Potter 40 yd FG (0:00 2nd)
 CLE - Wiggins 98 yd interception (Potter, Kick) (5:05, 3rd)
 CLE - Shipley 2 yd run (Potter, Kick) (0:42, 3rd)

	CLE	NC
First Downs	17	26
Rushes-Yards	21-68	36-113
Passing Yards	317	273
Comp-Att-Int	28-35-0	27-43-2
Plays-Total Yards (Avg)	56-385 (6.9)	79-273(4.9)
Punts (Avg)	4-181 (45.2)	3-146 (48.7)
Fumbles-Lost	0-0	1-1
Penalties-Yards	6-46	3-25
Time of Possession	24:59	35:01

Individual Rushing Leaders (Att-Yds-TD)

CLE - Klubnik (7-38-1), Shipley (7-18-1), Mahaf (2-10-1)
Carolina - E. Green (21-65-0), Maye (11-24-1)

Individual Passing Leaders (Comp-Att-INT)

CLE - Klubnik (20-24-0)
Carolina - Maye (26-42-2)

Individual Receiving Leaders (No.-Yds-TD)

CLE - Turner (3-101-0)
Carolina - Downs (11-100-0), A. Green (5-53-0), Morales (3-54-0)



Oregon 28, Carolina 27 Dec. 28 • Holiday Bowl San Diego, Calif.

SAN DIEGO — The Holiday Bowl emerged from a two-year pandemic hiatus with a new home and the same reputation for thrilling finishes.

Bo Nix threw a 6-yard touchdown pass to Chase Cola on fourth down with 19 seconds left and Camden Lewis' PAT bounced off the left upright and went through to give No. 15 Oregon a wild 28-27 victory against North Carolina on Wednesday night at Petco Park.

Cota caught the ball at about the 1 and got it across the goal line as he was being tackled by Don Chapman. The play was upheld on review. Lewis then banked in the PAT.

Nix called it "just one of our favorite plays" that the team practices a lot.

"It's an option route and there's a lot of different angles, so it's hard to stop," Nix said. "That's what I want to call because we have the most reps at it and I know exactly where each guy is going to be, and Chase did a good job getting over across the field in man coverage and hooking the ball in and catching it and getting in the end zone. Extremely proud of Chase, he deserved that one."

Cota said that when he saw the Tar Heels bringing a house blitz, "I knew. It was perfect and Bo saw it. Just an easy touchdown from there."

Said coach Dan Lanning: "All we needed was time on the clock. It took every fourth down, it took every yard, it took every inch, it took every ounce of effort that our guys had to finish the way they needed to finish."

North Carolina (9-5) got the ball to the Oregon 42 with one second left before Drake Maye's desperation heave into the end zone fell incomplete.

"Very disappointed that we didn't win, but we've got to make a play here or there, and they're a great football team," said North Carolina coach Mack Brown, who brought Texas to the Holiday Bowl five times between 2000 and 2011. "Nobody gave us a chance in the game and we had a chance with one second left. That's all we could ask for in this situation."

The Ducks finished 10-3 thanks to Nix, who came up big late in the fourth quarter after being held in check much of the second half. He threw a 6-yard TD pass to Troy Franklin with 6:58 to go to pull the Ducks to 24-21.

The Tar Heels took a 27-21 lead with 2:34 to go on Noah Burnette's 44-yard field goal, his second of the quarter.

Nix then moved the Ducks 79 yards in eight plays for the win, with the drive being aided by a pass interference call.

Nix was 23 of 30 for 205 yards and two touchdowns, with one interception.

Oregon	7	7	0	14	28
Carolina	7	14	0	6	27

ORE - Irving 2 yd run (Lewis, Kick) (11:05, 1st)
 NC - A. Greene 6 yd pass from Maye (Burnette, Kick) (4:37, 1st)
 ORE - Irving 66 yd run (Lewis, Kick) (9:13, 2nd)
 NC - Nesbit 14 yd pass from Maye (Burnette, Kick) (4:34, 2nd)
 NC - Paysour 49 yd pass from Maye (Burnette, Kick) (0:26, 2nd)
 NC - Burnette 19 yd FG (9:13, 4th)
 ORE - Franklin 6 yd pass from Nix (Lewis, Kick) (6:58, 4th)
 NC - Burnette 44 yd FG (2:29, 4th)
 ORE - Cota 6 yd pass from Nix (Lewis, Kick) (0:19, 4th)

	ORE	UNC
First Downs	22	20
Rushes-Yards	32-209	34-116
Passing Yards	205	206
Comp-Att-Int	23-30-1	18-35-0
Plays-Total Yards (Avg)	62-414	69-322
Punts (Avg)	2-43.5	3-44.7
Fumbles-Lost	0-0	1-0
Penalties-Yards	5-39	5-55
Time of Possession	27:11	32:49

Individual Rushing Leaders (Att-Yds-TD)

Carolina - Green (17-50-0); Oregon - Irving (13-149-2)

Individual Passing Leaders (Comp-Att-Yds-INT)

Carolina - Maye (18-35-206-0); Oregon - Nix (23-30-205-1)

Individual Receiving Leaders (No.-Yds-TD)

Carolina - Paysour (7-98-1); Oregon - Ferguson (5-84-0)



Wide Receiver Josh Downs



Offensive Lineman Corey Gaynor

2022 STATISTICS



RECORD:	OVERALL	HOME	AWAY	NEUTRAL
ALL GAMES	(9-5)	(3-3)	(6-0)	(0-2)
CONFERENCE	(6-3)	(2-2)	(4-0)	(0-1)
NON-CONFERENCE	(3-2)	(1-1)	(2-0)	(0-1)

DATE	OPPONENT	W/L	SCORE	ATTENDANCE
08/27/2022	Florida A&M	W	56-24	46130
09/03/2022	at Appalachian State	W	63-61	40168
09/10/2022	at Georgia St.	W	35-28	17687
09/24/2022	Notre Dame	L	32-45	50500
10/01/2022	*Virginia Tech	W	41-10	45029
10/08/2022	*at Miami	W	27-24	53751
10/15/2022	*at Duke	W	38-35	40004
10/29/2022	*Pittsburgh	W	42-24	50500
11/05/2022	*at Virginia	W	31-28	44156
11/12/2022	*at Wake Forest	W	36-34	31346
11/19/2022	*Georgia Tech	L	17-21	44940
11/25/2022	*NC State	L	27-30	50500
12/03/2022	vs Clemson	L	10-39	64115
12/28/2022	vs Oregon	L	27-28	36242

*ACC Regular Season Game

TEAM STATISTICS	NC	OPP
SCORING	482	431
Points per game	34.4	30.8
Points Off Turnovers	50	56
First Downs	346	322
Rushing	124	124
Passing	195	169
Penalty	27	29
Rushing Yardage	2149	2313
Yards gained rushing	2500	2532
Yards lost rushing	351	219
Rushing attempts	508	513
Average per rush	4.2	4.5
Average per game	153.5	165.2
TDs Rushing	24	29
Passing Yardage	4330	3798
Comp-Att-Int	344-526-7	317-482-9
Average per pass	8.2	7.9
Average per catch	12.6	12.0
Average per game	309.3	271.3
TDs Passing	38	27
Total offense	6479	6111
Total plays	1034	995
Average per play	6.3	6.1
Average per game	462.8	436.5
Kick returns: #-Yards	22-521	27-623
Punt returns: #-Yards	16-213	21-152
Int returns: #-Yards	9-107	7-99
Kick return average	23.7	23.1
Punt return average	13.3	7.2
Int return average	11.9	14.1
Fumbles-Lost	16-7	15-5
Penalties-Yards	86-774	88-719
Average per game	55.3	51.4
Punts-Yards	50-2259	59-2560
Average per punt	45.2	43.4
Net punt average	41.6	37.7
Kickoffs-Yards	89-5622	77-4591
Average per kick	63.2	59.6
Net kick average	39.1	36.3
Time of possession / game	29:55	29:17
3rd-down conversion	93/201	79/189
3rd-down pct	46%	42%
4rd-down conversion	25/37	14/28
4rd-down pct	68%	50%
Sacks by-Yards	17-125	40-204
Misc Yards	0	0
Touchdowns scored	63	57
Field goals - attempts	15-21	11-19
On-Side kicks	0-0	0-2
Red-zone scores	(55-70) 79%	(43-50) 86%
Red-zone touchdowns	(44-70) 63%	(37-50) 74%
PAT-attempts	(57-58) 98%	(52-52) 100%
2-point conversion-attempts	(1-5) 20%	(2-5) 40%
Attendance	287599	227112

Score by quarters	1st	2nd	3rd	4th	OT	Total
North Carolina	107	155	94	123	3	482
Opponents	83	148	91	103	6	431

RUSHING	GP	ATT	GAIN	LOSS	NET	AVG	TD	LONG	AVG/G
Drake Maye	14	184	937	239	698	3.8	7	42	49.9
Elijah Green	14	131	608	50	558	4.3	8	80	39.9
Omarion Hampton	13	88	424	23	401	4.6	6	58	30.8
Caleb Hood	7	43	257	7	250	5.8	0	71	35.7
D.J. Jones	13	26	129	5	124	4.8	1	21	9.5
George Pettaway	11	20	102	9	93	4.7	2	29	8.5
Jacoby Criswell	4	4	39	0	39	9.8	0	17	9.8
John Copenhaver	13	0	4	0	4	0.0	0	4	0.3
Team	14	12	0	18	-18	-1.5	0	0	-1.3
Total	14	508	2500	351	2149	4.2	24	80	153.5
Opponents	14	513	2532	219	2313	4.5	29	74	165.2

PASSING	GP	EFFIC	COMP-ATT-INT	PCT	YDS	TD	LG	AVG/G
Drake Maye	14	157.9	342-517-7	66.2	4321	38	80	308.6
Jacoby Criswell	4	45.9	2-6-0	33.3	9	0	5	2.3
Kobe Paysour	12	0.0	0-1-0	0.0	0	0	0	0.0
Team	14	0.0	0-2-0	0.0	0	0	0	0.0
Total	14	155.7	344-526-7	65.4	4330	38	80	309.3
Opponents	14	146.7	317-482-9	65.8	3798	27	68	271.3

RECEIVING	GP	NO.	YDS	AVG	TD	LG	AVG/G
Josh Downs	11	94	1029	10.9	11	43	93.5
Antoine Green	9	43	798	18.6	7	80	88.7
Bryson Nesbit	14	35	507	14.5	4	36	36.2
Kamari Morales	14	29	358	12.3	4	55	25.6
Kobe Paysour	12	29	324	11.2	4	49	27.0
J.J. Jones	14	24	434	18.1	2	74	31.0
Gavin Blackwell	13	18	239	13.3	1	36	18.4
Elijah Green	14	17	107	6.3	1	22	7.6
John Copenhaver	13	15	222	14.8	0	47	17.1
Caleb Hood	7	13	119	9.2	1	22	17.0
D.J. Jones	13	12	102	8.5	1	42	7.8
Omarion Hampton	13	6	40	6.7	1	15	3.1
George Pettaway	11	5	21	4.2	0	11	1.9
Andre Greene Jr.	5	3	26	8.7	1	13	5.2
Justin Olson	11	1	4	4.0	0	4	0.4
Total	14	344	4330	12.6	38	80	309.3
Opponents	14	317	3798	12.0	27	68	271.3

PUNT RETURNS	NO.	YDS	AVG	TD	LG
Josh Downs	10	133	13.3	0	38
Cam'Ron Kelly	5	64	12.8	0	26
George Pettaway	1	16	16.0	0	16
Total	16	213	13.3	0	38
Opponents	21	152	7.2	0	26

INTERCEPTIONS	NO.	YDS	AVG	TD	LG
Storm Duck	3	14	4.7	0	14
Cedric Gray	2	30	15.0	0	17
Cam'Ron Kelly	1	23	23.0	0	23
DeAndre Boykins	1	0	0.0	0	0
Power Echols	1	40	40.0	0	40
Will Hardy	1	0	0.0	0	0
Total	9	107	11.9	0	40
Opponents	7	99	14.1	1	98

KICK RETURNS	NO.	YDS	AVG	TD	LG
George Pettaway	7	221	31.6	0	56
Omarion Hampton	7	151	21.6	0	36
Will Hardy	2	50	25.0	0	36
Antoine Green	1	20	20.0	0	20
Jalen Brooks	1	7	7.0	0	7
Elijah Green	1	14	14.0	0	14
D.J. Jones	1	14	14.0	0	14
Bryson Nesbit	1	43	43.0	1	43
Randy Caldwell	1	1	1.0	0	1
Total	22	521	23.7	1	56
Opponents	27	623	23.1	0	47

FUMBLE RETURNS	NO.	YDS	AVG	TD	LG
Cedric Gray	2	0	0.0	0	0
Giovanni Biggers	1	0	0.0	0	0
DeAndre Boykins	1	0	0.0	0	0
Will Hardy	1	0	0.0	0	0
Total	5	0	0.0	0	0
Opponents	7	0	0.0	0	0



2022 OFFENSIVE STATISTICS

SCORING	TD	FG	PAT KICK	PAT RUSH	PAT RCV	PAT PASS	DXP	SAF	PTS
Noah Burnette	-	15-21	57-58	-	-	-	-	-	102
Josh Downs	11	-	-	-	-	-	-	-	66
Elijah Green	9	-	-	-	-	-	-	-	54
Drake Maye	7	-	-	1	-	-	-	-	44
Antoine Green	7	-	-	-	-	-	-	-	42
Omarion Hampton	7	-	-	-	-	-	-	-	42
Bryson Nesbit	5	-	-	-	-	-	-	-	30
Kamari Morales	4	-	-	-	-	-	-	-	24
Kobe Paysour	4	-	-	-	-	-	-	-	24
D.J. Jones	2	-	-	-	-	-	-	-	12
J.J. Jones	2	-	-	-	-	-	-	-	12
George Pettaway	2	-	-	-	-	-	-	-	12
Caleb Hood	1	-	-	-	-	-	-	-	6
Gavin Blackwell	1	-	-	-	-	-	-	-	6
Andre Greene Jr.	1	-	-	-	-	-	-	-	6
Total	63	15-21	57-58	1	0	0	0	0	482
Opponents	57	11-19	52-52	1	1	1	0	0	431

FIELD GOALS	MADE-ATT	PCT	01-19	20-29	30-39	40-49	50-99	LONG
BLKD								
Noah Burnette	15-21	71.4	2-2	3-4	5-9	5-5	0-1	47
Opponents	11-19	57.9	0-0	2-2	4-4	4-10	1-3	52

FG SEQUENCE	North Carolina	Opponents
Florida A&M		(35)
Georgia St.		(45),44,(45)
Notre Dame		44,(40)
App State	(47),(44)	51
Virginia Tech	(44),(21),39	(34)
Miami (FL)	(38),(19)	53,(38)
Duke	(45),52	43
Pittsburgh		(47)
Virginia	(35)	
Wake Forest	(33)	
Georgia Tech	(31)	45
NC State	(37),27,(26),35	(29),43,(31),(21)
Clemson	31,(25)	(52)
Oregon	34,(19),(44)	47

Numbers in (parentheses) indicate field goal was made.

TOTAL OFFENSE	G	PLAYS	RUSH	PASS	TOTAL	AVG/G
Drake Maye	14	701	698	4321	5019	358.5
Elijah Green	14	131	558	0	558	39.9
Omarion Hampton	13	88	401	0	401	30.8
Caleb Hood	7	43	250	0	250	35.7
D.J. Jones	13	26	124	0	124	9.5
George Pettaway	11	20	93	0	93	8.5
Jacolby Criswell	4	10	39	9	48	12.0
John Copenhaver	13	0	4	0	4	0.3
Team	14	0	-18	0	-18	-1.3
Total	14	1034	2149	4330	6479	462.8
Opponents	14	995	2313	3798	6111	436.5

PUNTING	NO.	YDS	AVG	LG	TB	FC	I20	50+	BLK
Ben Kiernan	48	2245	46.8	70	2	11	18	14	0
Cole Maynard	1	14	14.0	14	0	0	0	0	0
Team	1	0	0.0	0	0	0	0	0	1
Total	50	2259	45.2	70	2	11	18	14	1
Opponents	59	2560	43.4	67	6	20	20	13	0

KICKOFFS	NO.	YDS	AVG	TB	OB	RETN	NET	YDLN
Noah Burnette	57	3625	63.6	28	1			
Jonathan Kim	32	1997	62.4	27	0			
Total	89	5622	63.2	55	1	27	39.1	25
Opponents	77	4591	59.6	44	2	23	36.3	28

ALL PURPOSE	G	RUSH	RCV	PR	KR	IR	TOTAL	AVG/G
Josh Downs	11	0	1029	133	0	0	1162	105.6
Antoine Green	9	0	798	0	20	0	818	90.9
Drake Maye	14	698	0	0	0	0	698	49.9
Elijah Green	14	558	107	0	14	0	679	48.5
Omarion Hampton	13	401	40	0	151	0	592	45.5
Bryson Nesbit	14	0	507	0	43	0	550	39.3
J.J. Jones	14	0	434	0	0	0	434	31.0
Caleb Hood	7	250	119	0	0	0	369	52.7
Kamari Morales	14	0	358	0	0	0	358	25.6
George Pettaway	11	93	21	16	221	0	351	31.9
Kobe Paysour	12	0	324	0	0	0	324	27.0
D.J. Jones	13	124	102	0	14	0	240	18.5
Gavin Blackwell	13	0	239	0	0	0	239	18.4
John Copenhaver	13	4	222	0	0	0	226	17.4
Cam'Ron Kelly	12	0	0	64	0	23	87	7.3
Will Hardy	14	0	0	0	50	0	50	3.6
Power Echols	14	0	0	0	0	40	40	2.9
Jacolby Criswell	4	39	0	0	0	0	39	9.8
Cedric Gray	14	0	0	0	0	30	30	2.1
Andre Greene Jr.	5	0	26	0	0	0	26	5.2
Storm Duck	12	0	0	0	0	14	14	1.2
Jalen Brooks	14	0	0	0	7	0	7	0.5
Justin Olson	11	0	4	0	0	0	4	0.4
Randy Caldwell	14	0	0	0	1	0	1	0.1
Team	14	-18	0	0	0	0	-18	-1.3
Total	14	2149	4330	213	521	107	7320	522.9
Opponents	14	2313	3798	152	623	99	6985	498.9

Quarterback Drake Maye



2022 DEFENSIVE STATISTICS



DEFENSIVE LEADERS	GP	TACKLES			TFL-YDS	SACKS NO-YDS	PASS DEFENSE			FUMBLES		BLKD	
		SOLO	AST	TOTAL			INT-YDS	BU	QBH	RCV-YDS	FF	KICK	SAF
33 Cedric Gray	14	82	63	145	12-23	1-7	2-30	6	5	2-0	3	.	.
23 Power Echols	14	70	33	103	5-25	2-19	1-40	2	7	.	1	.	.
27 Giovanni Biggers	14	40	29	69	1-3	.	.	2	.	1-0	.	.	.
16 DeAndre Boykins	14	48	19	67	5.5-29	2-21	1-0	7	2	1-0	.	.	.
9 Cam'Ron Kelly	12	30	19	49	0.5-1	.	1-23	1
98 Kevin Hester Jr.	14	17	32	49	1-2
5 Jahvaree Ritzie	14	17	31	48	2-10	1-9	.	.	3
3 Storm Duck	12	36	10	46	1-3	.	3-14	9	.	.	1	.	.
31 Will Hardy	14	23	15	38	.	.	1-0	.	.	1-0	1	.	.
25 Kaimon Rucker	14	20	17	37	7-30	3.5-24	.	1	8	.	2	.	.
1 Tony Grimes	12	27	9	36	.	.	.	7	.	.	1	.	.
2 Don Chapman	11	18	14	32	.	.	.	3	.	.	1	.	.
8 Myles Murphy	14	10	19	29	1.5-6	1-5	.	1	3	.	.	1	.
7 Noah Taylor	8	14	14	28	6-24	3.5-19	.	2	2
10 Desmond Evans	8	12	13	25	1-4	.	.	.	3
17 Chris Collins	13	8	12	20	0.5-0	.	.	.	1
6 Lejond Cavazos	11	9	9	18	1-3	.	.	2
4 Travis Shaw	13	11	7	18	0.5-0	.	.	2
29 Marcus Allen	14	11	5	16	1-5	.	.	2
51 Raymond Vohasek	5	6	8	14	1-1	.	.	2
11 RaRa Dillworth	10	4	9	13	1.5-13	1-12	.	.	1
13 Obi Egbuna	14	5	4	9
45 Jake Harkleroad	14	4	5	9
24 Malaki Hamrick	12	5	4	9	1
93 Jacolbe Cowan	12	4	2	6	1-1	1-1
14 Dontae Balfour	4	5	1	6
44 Randy Caldwell	14	4	2	6	1-8	1-8
41 Kedrick Bingley-Jones	11	1	4	5
36 Jalen Brooks	14	3	1	4
15 DeAndre Hollins	14	1	2	3
21 Elijah Green	14	2	1	3
55 Keeshawn Silver	3	1	2	3
32 Sebastian Cheeks	3	1	2	3
61 Drew Little	13	.	2	2
18 Bryson Nesbit	14	1	1	2
91 Ben Kiernan	14	1	.	1
81 John Copenhaver	13	.	1	1
11 Josh Downs	11	1	.	1
64 Malik McGowan	13	.	1	1
98 Noah Burnette	14	1	.	1
21 Dontavius Nash	5	1	.	1
Totals	14	554	422	976	51-191	17-125	9-107	49	36	5-0	10	1	0
Opponents	14	567	378	945	89-337	40-204	7-99	41	56	7-0	13	2	0

Linebacker Cedric Gray



Linebacker Power Echols





THE LAST TIME...

THE TAR HEELS...

RUSHING

fewer than 25 carries: 22 at Virginia, 2018
more than 50 carries: 52 vs. Wake Forest, 2021
200 yards in consecutive games: 314 vs. Florida A&M and 215 at App State, 20
300 yards: 314 vs. Florida A&M, 2022
300 yards: 314 vs. FAMU, 2022
400 or 500 yards: 554 at Miami, 2020
fewer than 50 yards: 17 vs. Louisville, 2017
fewer than 100 yards: 86 vs. Pittsburgh, 2022
three touchdowns: at Georgia State, 2022
four, five or six touchdowns: 6 vs. Wake Forest, 2021
rushed for eight touchdowns: vs. East Carolina, 1981 (UNC record)

PASSING

fewer than 10 attempts: 9 vs. Southern California, 1993 in Anaheim
40 attempts: 43 vs. Clemson, 2022 in Charlotte
50 attempts: 51 at Georgia Tech, 2019
fewer than five completions: 4 vs. Ohio Univ., 1993 (vs. SDSU in the 1998 Las Vegas Bowl)
25 completions: 27 vs. Clemson, 2022 in Charlotte
30 completions: 31 at Wake Forest, 2022
fewer than 50 yards: 46 vs. Virginia, 2017
300 or 400 yards: 448 at Wake Forest, 2022
300 yards in five consecutive games: 2022 (301 vs. Notre Dame, 367 vs. Virginia Tech, 309 at Miami, 380 at Duke, 388 vs. Pittsburgh)
400 yards in three consecutive games: 2016 (462 vs. James Madison 453 vs. Pittsburgh, 405 at Florida State)
500 yards: 550 vs. Wake Forest, 2020 (UNC record)
5 touchdowns: vs. Pittsburgh, 2022
6 touchdowns: vs. Wake Forest, 2020 (UNC record)
10 players with receptions: vs. Pittsburgh, 2022
had 3 intercepted: vs. Virginia Tech, 2021 (Sam Howell)
had 4 intercepted: at California, 2018 (Nathan Elliott)
had 5 intercepted: at Clemson, 1995 (Mike Thomas)

TOTAL OFFENSE

fewer than 100 yards: 73 vs. Florida State, 1997
fewer than 200 yards: 172 at Virginia Tech, 2017
500 yards: 584 at Wake Forest, 2022
600 yards: 608 vs. Florida A&M, 2022
700 yards: 778 at Miami, 2020 (UNC record)
90 plays: 97 at Georgia Tech, 2019

SCORING

shut out its opponent: beat Idaho, 66-0, 2012
two shutouts in a season: 2012 (63-0 vs. Elon and 66-0 vs. Idaho)
shut out its opponent on the road: 50-0 at Wake Forest, 1994 (147 away games since the Wake Forest game)
was shut out: 0-13 at NC State, 2011 (143 games since the NC State game)
was shut out at home: 0-7 vs. Georgia Tech, 2006 (104 games at Kenan Stadium since the Georgia Tech game)
50 or 60 points: 63 at App State, 2022 (won, 63-61)
scored 50 points in a loss: 2012 vs. Georgia Tech (lost, 50-68)
both teams scored 60 points: 63-61 win at App State, 2022
30 points in five consecutive games: 2022 (56 vs. Florida A&M, 63 at App State, 35 at Georgia State, 32 vs. Notre Dame, 41 vs. Virginia Tech)
40 points in four consecutive games: 2022 (48 vs. NC State, 41 at Virginia, 56 at Duke, 59 vs. Wake Forest)
50 points in consecutive games: 56 vs. Florida A&M, 63 at App State, 2022
80 points: 80 vs. Old Dominion, 2013 (won, 80-20) (UNC record)
allowed fewer than 10 points in consecutive games: 2012, beat ECU, 27-6, and Idaho, 66-0
allowed fewer than 10 points in consecutive ACC games: 2006, lost, 0-7, to Georgia Tech and beat NC State, 23-9
points in all four quarters: at Wake Forest, 2022 (won, 36-34)
four touchdowns in a quarter: 4 in the fourth quarter vs. Wake Forest, 2020 (won, 59-53)

touchdown in all four quarters: vs. Pittsburgh, 2022 (won, 42-24)
touchdown in all four quarters on the road: at Duke, 2022 (won, 38-35)
20 or more points in the fourth quarter: 21 vs. Pittsburgh, 2022
28 points in a quarter: fourth quarter vs. Wake Forest, 2020 (won, 59-53)
30 points in a half: 35 in the second half (13 in the third quarter and 22 in the fourth) at App State, 2022 (won, 63-61)
30 points in the first half: 31 at Miami, 2020 (14 in the first quarter, 17 in the second quarter).
40 points in a half: 42 in the first half (21 in the first and second quarters) vs. Western Carolina, 2020 (won, 49-9)
teams combined for 50 points in a quarter: 62 in 4th quarter at App St., 2022 (App St. 40, UNC 22 in a 63-61 UNC win)
successful two-point conversion run: Drake Maye at App State, 2022
successful two-point conversion pass: Sam Howell to Antoine Green vs. Florida State, 2021

MISCELLANEOUS

fewer than 10 first downs: 8 vs. Virginia Tech, 2016
30 first downs: 30 at Wake Forest, 2022
35 first downs: 35 vs. Virginia, 2021
20 rushing first downs: 22 at Miami, 2020
15 passing first downs: 19 at Wake Forest, 2022
both teams had 30 first downs: vs. Wake Forest, 2021 (UNC 31, Wake Forest 35)
converted 10 third-down attempts: 10 of 16 at Wake Forest, 2022
converted 50% of third-down attempts: 9 of 16 (56.3%) vs. Clemson, 2022 in Charlotte
converted four fourth-down attempts: 4 vs. Oregon, 2022 in the Holiday Bowl (4 for 4)
was not penalized: vs. Wake Forest, 1969
was penalized 10 times: 12 for 130 yards at App State, 2022
100 yards of penalties: 130 on 12 penalties at App State, 2022
made 5 or more sacks: 6 at NC State, 2021
did not have a sack: 0 vs. Clemson, 2022 in Charlotte
allowed 5 or more sacks: 6 vs. Georgia Tech, 2022
did not allow a sack: 0 vs. Virginia Tech, 2022
trailed at halftime in a win: trailed at Virginia, 10-14, and won, 31-28, 2022
trailed after three quarters in a win: trailed at Wake Forest, 33-34, and won, 36-34, in 2022
trailed by 10 points on the road in a win: trailed at Duke, 10-21, and won, 38-35, in 2022
trailed by 10 points at a neutral-site game in a win: Trailing South Carolina, 9-20, in Charlotte and won, 24-20, in 2019
scored touchdown in the final minute of regulation to win: Antoine Green, 8-yard pass from Drake Maye with 16 seconds to play at Duke, 2022
scored game-winning points on final play of the game: at Florida State, 2016 (Nick Weiler 54-yard field goal in 37-35 win)
possession time of 40 minutes: 41:19 at Miami, 2020
90-yard drive: 91 for a touchdown at Wake Forest 2022
two 90-yard drives: 95 for a touchdown and 99 for a touchdown at Miami, 2022
99-yard touchdown drive: at Miami, 2022 (eight plays)
played overtime: 2022 vs. NC State (2 OT, lost 27-30)
won in overtime: 2015 at Virginia Tech (won, 30-27)
played two overtimes: 2022 vs. NC State (lost, 27-30)
played three overtimes: 2003 vs. Syracuse (lost, 47-49)
played six overtimes: 2019 at Virginia Tech (lost, 41-43)
10 or more consecutive wins: 11 in 2015
six consecutive road wins: 2022 at App State, Georgia State, Miami, Duke, Virginia and Wake Forest

CAROLINA FOOTBALL ALL-TIME OVERTIME GAMES

Season	Opponent	Site	W/L	Score	OTs
1998	NC State	CHAR	W	37-34	1
1999	Georgia Tech	A	L	24-31	1
2003	Syracuse	H	L	47-49	3
2005	Maryland	H	L	30-33	1
2007	Duke	H	W	20-14	1
2008	Virginia	A	L	13-16	1
2015	Virginia Tech	A	W	30-27	1
2018	Syracuse	A	L	37-40	2
2018	NC State	H	L	28-34	1
2019	Virginia Tech	A	L	41-43	6
2019	Pittsburgh	A	L	27-34	1
2021	Pittsburgh	A	L	23-30	1
2022	NC State	H	L	27-30	2

SPECIAL TEAMS

kicked off 10 times: 11 at App State, 2022
did not punt: vs. Virginia, 2021
punted 10 times: 10 at Wake Forest, 2019
recovered an onside kick: at Virginia, 2022
recovered two onside kicks: at App State, 2022
made eight point after attempts: vs. Florida A&M, 2022 (8 for 8)
missed a point after attempt: kick failed at Wake Forest, 2022 (Noah Burnette)

TURNOVERS

committed nine turnovers: vs. Miami (Ohio), 2002
committed six turnovers: at Miami, 2018
committed four turnovers: at California, 2018
lost six fumbles: vs. Miami (Ohio), 2002
had 3 intercepted: vs. Virginia Tech, 2021 (Sam Howell)
had 4 intercepted: at California, 2018 (Nathan Elliott)
had 5 intercepted: at Clemson, 1995 (Mike Thomas)
threw five interceptions: 5 at Clemson, 1995
did not fumble: vs. NC State, 2022 (2 OT)
neither team fumbled: at Virginia, 2022
did not fumble in consecutive games: at Virginia and Wake Forest, 2022
intercepted three passes: 3 vs. Miami, 2021
intercepted four passes: 4 vs. Virginia, 2015
intercepted five passes: 5 at Virginia, 2010

RANKINGS (ASSOCIATED PRESS)

ranked No. 1: 14-0 win over NC State, 1948
ranked No. 2: 28-6 win at Wake Forest, 1948
ranked No. 3: lost, 26-28, at No. 13 Maryland, 1983
ranked No. 4: 20-7 win at NC State, 1997
ranked No. 5: lost, 28-31, to Florida State, 2020
ranked in the top 10: No. 5 in 28-31 loss to Florida State, 2020
ranked in the top 25: No. 24 in 27-30 double overtime loss to NC State, 2022
won as a top-5 team: No. 5 in 16-13 win over Georgia Tech, 1997
won as a top-10 team: No. 8 in 56-45 win over No. 19 Virginia Tech, 2020
won as a top-25 team: No. 13 in 36-34 win at Wake Forest, 2022
played No. 1: lost to Clemson, 20-21, in 2019
played a top-5 opponent: lost to No. 5 Texas A&M, 27-41, in 2020 in the Orange Bowl
defeated a top-5 opponent: beat No. 4 Miami, 28-31, in 2004
played/defeated a top-10 opponent: beat No. 10 Wake Forest, 58-55, 2021
played a top-25 opponent: lost to No. 15 Oregon, 27-28, in 2022 Holiday Bowl
defeated a top-25 opponent: beat No. 10 Wake Forest, 58-55, 2021
defeated a top-10 opponent on the road: beat No. 9 Miami, 62-26, in 2020
defeated a top-25 opponent on the road: beat No. 9 Miami, 62-26, in 2020

A TAR HEEL...

RUSHING

25 carries: 27 by Giovani Bernard vs. Maryland, 2012
30 carries: 30 by Giovani Bernard vs. Duke, 2011
40 carries: 47 by Mike Voight vs. Duke, 1976 (tied UNC record)
100 yards: 110 by Omarion Hampton at Georgia State, 2022
100 yards in first career game: 101 by Omarion Hampton vs. Florida A&M, 2022
100 yards in consecutive games: Sam Howell, 2021 (101 at Notre Dame, 104 vs. Wake Forest)
100 yards in three consecutive games: Javonte Williams, 2020 (169 vs. Virginia Tech, 119 at Florida State, 160 vs. NC State)
100 yards in four consecutive games: Giovani Bernard, 2012 (262 vs. Virginia Tech, 177 at Miami, 143 at Duke, 135 vs. NC State)
100 yards in five consecutive games: Giovani Bernard, 2011 (102 vs. Virginia, 155 at Georgia Tech, 146 at ECU, 109 vs. Louisville, 110 vs. Miami)
100 yards in six, seven and eight consecutive games: Don McCauley, 1970 (183 vs. South Carolina, 148 at Tulane, 125 at Wake Forest, 145 vs. Virginia, 127 vs. VMI, 184 at Clemson, 279 vs. Duke, 143 vs. Arizona State in the Peach Bowl)
150 or 200 yards: 213 by Ty Chandler vs. Wake Forest, 2021
150 yards in consecutive games: by Giovani Bernard, 2012 (262 vs. Virginia Tech, 177 at Miami)
300 yards: 308 by Michael Carter at Miami, 2020 (UNC record)
100 yards rushing and receiving: Jonathan Linton at Georgia Tech, 1997 (138 rushing, 137 receiving)
70-yard non-scoring run: 71 by Caleb Hood at App State, 2022
80-yard scoring run: 80 by Elijah Green vs. Georgia Tech, 2022
two touchdowns in first college game: Omarion Hampton vs. Florida A&M, 2022
50-yard non-scoring run: 71 by Caleb Hood at App State, 2022
75-yard scoring run: 84 by Dazz Newsome at Duke, 2018
80-yard scoring run: 80 by Elijah Green vs. Georgia Tech, 2022
three or four touchdowns: 4 by Ty Chandler vs. Wake Forest, 2021
five touchdowns: 5 by Kelvin Bryant vs. Miami (OH), 1981
six touchdowns: 6 by Kelvin Bryant vs. ECU, 1981 (UNC record)
ten touchdowns in consecutive games: 11 by Kelvin Bryant vs. ECU (6) and Miami (OH) (5), 1981
two gained 100 yards: Ty Chandler (213) and Sam Howell (104) vs. Wake Forest, 2021
three gained 100 yards: Tyrone Anthony (157), Eddie Colson (119) and Ethan Horton (116) vs. Wake Forest, 1983
two gained 200 yards: Michael Carter (308) and Javonte Williams (236) at Miami, 2020
four gained 50 yards: Omarion Hampton (101), Elijah Green (72), Drake Maye (55), George Pettaway (51) vs. Florida A&M, 2022
quarterback gained 100 yards: 104 by Sam Howell vs. Wake Forest, 2021
quarterback gained 140 yards: 148 by Marquise Williams vs. Georgia Tech, 2014
quarterback gained 150 yards: 174 by Ricky Lanier vs. VMI, 1174 (UNC record by QB)
wide receiver gained 100 yards: 106 by Brandon Tate vs. McNeese State, 2008
rushed and passed for 100 yards: Sam Howell vs. Wake Forest, 2021 (104 rushing, 216 passing)
100 rushing and 200 or 300 passing yards: Sam Howell at Notre Dame, 2021 (101 rush, 341 passing)
100 rushing and 300 passing yards in consecutive games: Sam Howell vs. Georgia State (104 rush, 352 pass) and vs. Virginia (112 rush, 307 pass), 2021

PASSING

40 attempts: 42 by Drake Maye vs. Clemson, 2022 in Charlotte
45 attempts: 49 by Drake Maye vs. NC State, 2022 (2 OT)
50 attempts: 51 by Sam Howell at Georgia Tech, 2019
50 attempts in a game without an interception: 52 by Nathan Elliott at Syracuse, 2018 (2 OT)
10 completions in a quarter: 12 by Drake Maye in the fourth quarter vs. NC State, 2022 (12 of 19 for 145 yards)



THE LAST TIME...

25 completions: 26 by Drake Maye vs. Clemson, 2022 in Charlotte
30 completions: 34 by Drake Maye vs. Pittsburgh, 2022
35 completions: 35 by Mitch Trubisky vs. Pittsburgh, 2016
38 completions: 38 by Marquise Williams vs. Georgia Tech, 2014 (UNC record)
10 consecutive completions: 13 by Drake Maye, 2022 (last nine attempts at Duke, first four vs. Pittsburgh)
30 consecutive completions: 30 by Mitch Trubisky, 2016 (last 18 vs. James Madison, first 12 vs. Pittsburgh)
150 yards in a quarter: 176 by Drake Maye in the first quarter at Wake Forest, 2022
250 yards in a half: 263 by Drake Maye in the first half at Wake Forest, 2022 (176 in the first quarter and 87 in the second)
300 or 400 yards: 448 by Drake Maye at Wake Forest, 2022
300 yards in five consecutive games: Drake Maye, 2022 (301 vs. Notre Dame, 363 vs. Virginia Tech, 309 at Miami, 380 at Duke, 388 vs. Pittsburgh)
400 yards in two and three consecutive games: Mitch Trubisky, 2016 (432 vs. James Madison, 453 vs. Pittsburgh, 405 at Florida State)
500 yards: 550 by Sam Howell vs. Wake Forest, 2020 (UNC record)
three touchdowns: 3 by Drake Maye vs. Oregon in the Holiday Bowl, 2022
four or five touchdowns: 5 by Drake Maye vs. Pittsburgh, 2022
six touchdowns: 6 by Sam Howell vs. Wake Forest, 2020 (UNC record)
80-yard pass: 80 yards for a touchdown from Drake Maye to Antoine Green vs. Notre Dame, 2022
85-yard pass: 85 yards from Sam Howell to Dyami Brown at Miami, 2020
90-yard pass: 91 yards for a touchdown by Marquise Williams to Mack Hollins vs. San Diego State University, 2014
quarterback came off the bench to lead team to win: Cameron Sexton at Miami, 2008 (replaced starter Mike Paulus)
50 plays, running and passing: 53 by Drake Maye vs. Clemson, 2022 (11 rushes, 42 pass attempts) in Charlotte
60 plays, running and passing: 63 by Drake Maye vs. NC State, 2022 (14 rushes, 49 pass attempts in 2 OT)
non-quarterback w/completion: WR Rontavious Groves to Sam Howell (1-yard TD) at Miami, 2020
non-quarterback w/ touchdown pass: WR Rontavious Groves to Sam Howell (1 yard) at Miami, 2020
non-quarterback w/touchdown pass to a quarterback: WR Rontavious Groves to Sam Howell (1 yard) at Miami, 2020
had 3 intercepted: Sam Howell vs. Virginia Tech, 2021
had 4 intercepted: Nathan Elliott at California, 2018
had 5 intercepted: Mike Thomas at Clemson, 1995

RECEIVING

10 receptions: 10 by Josh Downs vs. Clemson, 2022 in Charlotte
two with 10 receptions: 11 by Josh Downs and 10 Antoine Green vs. Pittsburgh, 2022 (first time in UNC history)
10 receptions in consecutive games: Three-straight by Josh Downs, 2022 (11 vs. Pittsburgh, 15 at Virginia, 11 at Wake Forest) UNC Record
15 receptions: 15 by Josh Downs at Virginia, 2022
16 receptions: 16 by Ryan Switzer vs. Pittsburgh, 2016 (tied UNC record)
30 combined in consecutive games: Ryan Switzer, 2016 (16 vs. Pittsburgh, 14 at Florida State)
100 yards: 100 by Josh Downs vs. Clemson, 2022 in Charlotte
150 yards: 154 by Josh Downs at Wake Forest, 2022
200 yards: 203 by Josh Downs vs. Virginia, 2021
two with 100 yards: Josh Downs (102) and Antoine Green (180) vs. Pittsburgh, 2022
100 yards by a running back: 149 by Romar Morris at Louisville, 2012
100 yards in consecutive games by a running back: Anthony Elzy, 2010 (102 vs. Virginia Tech, 178 vs. NC State)
100 yards by a tight end: 123 by Carl Tucker vs. Virginia Tech, 2018
100 yards in consecutive games: 4 by Josh Downs, 2022 (126 at Duke, 102 vs. Pittsburgh, 166 at Virginia, 154 at Wake Forest)
three 100-yard games in a season by a tight end: Eric Ebron, 2013 (108 at Georgia Tech, 199 vs. Miami, 121 vs. Duke)
two with 150 yards: Dazz Newsome (189) and Dyami Brown (163) vs. Wake Forest, 2020
150 yards in consecutive games: Josh Downs, 2022 (166 at Virginia, 154 at Wake Forest)

three touchdown receptions: 3 by Josh Downs at Wake Forest, 2022
four touchdown receptions: 4 by Chesley Borders at ASU, (UNC record)
three touchdown receptions in a quarter: 3 by Hakeem Nicks vs. Boston College, 2nd quarter, 2008
touchdown receptions in consecutive games: 3 straight by Josh Downs, 2022 (2 vs. Pittsburgh, 1 at Virginia, 3 at Wake Forest)
touchdown receptions in eight consecutive games: Josh Downs, 2020-21 (2 vs. Texas A&M, 1 at Virginia Tech, 1 vs. Georgia State, 2 vs. Virginia, 1 at Georgia Tech, 1 vs. Duke, 1 vs. Florida State, 1 vs. Miami)
multiple touchdown receptions in consecutive games: Josh Downs, 2022 (2 vs. Florida A&M, 2 vs. Notre Dame; did not play in two games after Florida A&M)

TOTAL OFFENSE

300, 400 or 500 yards: 519 by Drake Maye at Wake Forest, 2022
60 Plays: 63 by Drake Maye vs. NC State, 2022, 2OT (14 rushes and 49 pass attempts)

SCORING (OFFENSE)

three or four touchdowns: 4 by Ty Chandler vs. Wake Forest, 2021 (all rushing)
five touchdowns: 5 by Kelvin Bryant vs. Miami (OH), 1981 (all rushing)
three touchdowns of 25 or more yards: 3 by Dyami Brown vs. Virginia, 2019 (all receiving – 47, 34, 42 yards)
accounted for five touchdowns: 5 by Drake Maye vs. Virginia Tech, 2022 (two rushing, three passing)
accounted for seven touchdowns: 7 by Sam Howell vs. Wake Forest, 2020 (one rushing, six passing)
scored a touchdown in the final minute of regulation to win: Antoine Green, 8-yard pass from Drake Maye with 16 seconds to play at Duke, 2022
rushed for a TD, had a receiving TD and threw a TD pass in a game: Sam Howell at Miami, 2020
had a receiving TD, threw a TD pass and returned a kickoff for a TD in a game: Anthony Ratliff-Williams at Pittsburgh, 2017
offensive lineman scored a touchdown: Center Jason Brown recovered a UNC fumble in the end zone vs. Texas, 2002

SPECIAL TEAMS

returned kickoff for a touchdown: Bryson Nesbit, 43 yards at App State, 2022
returned opponents' inside kick for a touchdown: Bryson Nesbit, 43 yards at App State, 2022
returned punt for a touchdown: Dazz Newsome at Syracuse, 75 yards, 2018 (2OT)
returned two punts for touchdowns: Ryan Switzer at Pittsburgh, 65 yards and 61 yards, 2013
blocked a punt: Alex Nobles at NC State, 2021
blocked two or three punts: Bruce Carter vs. Connecticut, 2008
blocked a punt for a touchdown: Bruce Carter blocked and Matt Merletti recovered in the end zone for a touchdown vs. Connecticut, 2008
recovered two blocked punts for touchdowns: Andre Purvis at Tulane, 1992
blocked a field goal: Myles Murphy at Georgia State, 2022
blocked an extra-point attempt: Tomon Fox vs. Western Carolina, 2020
60-yard punt: 70 by Ben Kiernan at Georgia State, 2022
70-yard punt: 70 by Ben Kiernan at Georgia State, 2022
80-yard punt: 83 by Scott McAlister at Georgia Tech, 1989
50-yard field goal: Grayson Atkins, 50 yards at NC State, 2021
game-winning field goal: Nick Weiler, 54 yards as time expired, at Florida State, 2016 (Won, 37-35)
made three field goals: Grayson Atkins at NC State, 2021 (22, 21, 50)
made four field goals: Freeman Jones vs. Virginia Tech, 2018 (32, 30, 22, 35)
made six field goals: 6 by Josh McGee vs. Duke, 1999 (41, 50, 23, 22, 41 and 40 yds)
made three 50-yard field goals: Dan Orner at Syracuse, 2002 (51, 52 and 55 yds)
two-point conversion: Drake Maye rush at App State, 2022
returned a blocked extra point for two points: Lionell Green vs. Wake Forest, 2003 (only time in UNC history)

DEFENSE

returned a two-point conversion for two points: Trey Morrison, 98 yards at Boston College, 2020

returned a fumble for a TD: Trey Morrison, 63 yards vs. Duke, 2021

returned an INT for a TD: Storm Duck, 20 yards vs. Temple, 2019 in the Military Bowl

two interceptions: Cam'Ron Kelly vs. Wake Forest, 2021 (QB Sam Hartman)

three interceptions: Kendrick Burney vs. Miami, 2009 (QB Jacory Harris)

two interceptions in the fourth quarter: Myles Wolfolk vs. South Carolina, 2019

defensive lineman scored a touchdown: tackle Cam Thomas returned a fumble 20 yards for a touchdown at Boston College, 2009

15 or more tackles: 16 by linebacker Cedric Gray at Virginia, 2022

20 or more tackles: 22 by linebacker Cole Holcomb vs. Georgia Tech, 2018

two sacks: 2.5 by Tomon Fox at NC State, 2021

three sacks: Tomon Fox vs. Miami, 2019

four sacks: Julius Peppers at Virginia, 2000

scored a safety: sack by Kareem Martin and Brandon Ellerbe in the end zone vs. Cincinnati, 2013 in the Belk Bowl

forced a fumble, recorded a sack and intercepted a pass in a game: Dominique Ross vs. Duke, 2019

AN OPPONENT...

RUSHING

300 yards: 301 by South Carolina, 2021 in the Duke's Mayo Bowl

400 yards: 461 by Georgia Tech, 2018

500 yards: 645 by Baylor, 2015 in the Russell Athletic Bowl

600 yards: 645 by Baylor, 2015 in the Russell Athletic Bowl

50 carries: 51 by Notre Dame, 2022

60 carries: 60 at Virginia Tech, 2019 (6 OT)

fewer than 25 carries: 22 by Virginia, 2021

fewer than 25 yards: 21 by Virginia, 2021

fewer than 50 yards: 42 at Miami, 2022

fewer than 100 yards: 68 by Clemson, 2022 in Charlotte

made three field goals: Grayson Atkins at NC State, 2021 (22, 21, 50)

made four field goals: Freeman Jones vs. Virginia Tech, 2018 (32, 30, 22, 35)

five touchdowns: 5 by Texas A&M, 2020 in the Orange Bowl

PASSING

fewer than 10 attempts: 2 by Georgia Tech, 2018

40 attempts: 41 by NC State, 2022 (2 OT)

50 attempts: 57 at Miami, 2022

fewer than five completions: 2 by Georgia Tech, 2018

25 completions: 27 by NC State, 2022 (2 OT)

30 completions: 42 at Miami, 2022

40 completions: 42 by Miami, 2021 (record vs. UNC)

fewer than 50 yards: 27 by The Citadel, 2016

fewer than 100 yards: 93 by Wofford, 2021

300 yards: 317 by Clemson, 2022 in Charlotte

400 yards: 496 at Miami, 2022

500 yards: 553 by Virginia, 2021

three or four touchdown passes: 4 at Wake Forest, 2022

five or six touchdown passes: 6 at App State, 2022

TOTAL OFFENSE

fewer than 100 yards: 91 by Clemson, 1996

fewer than 200 yards: 189 by Idaho, 2012

fewer than 300 yards: 273 by Virginia Tech, 2022

500 yards: 542 at Duke, 2022

600 yards: 649 at App State 2022

700 yards: 705 by Louisville, 2017

ran 90 plays: 90 by Wake Forest, 2021

ran 100 plays: 102 by Baylor, 2015 in the Russell Athletic Bowl (record vs. UNC)

SCORING

shut out UNC: 13-0 at NC State, 2011

scored 50 points: 61 at App State, 2022 (UNC won, 63-61)

scored 60 points: 61 at App State, 2022 (UNC won, 63-61)

scored 70 points: 70 by East Carolina, 2014 (record vs. UNC)

scored 40 points in a quarter: 40 at App State (4th), 2022 (record vs. UNC)

scored 40 points in a half: 40 at App State (2nd), 2022

scored four or more TDs in a quarter: 6 at App State (4th), 2022 (record vs. UNC)

scored 20 points in a quarter: 24 in the second quarter by Notre Dame, 2022

points in all four quarters: at Virginia, 2022

touchdowns in all four quarters: at Virginia, 2022

successful two-point conversion run: Clemson, 2022 in Charlotte

successful two-point conversion pass: at Georgia State, 2022

MISCELLANEOUS

fewer than 10 first downs: 9 by Idaho, 2012

30 first downs: 30 at Miami, 2022

35 first downs: 35 by Notre Dame, 2022

more than 35 first downs: 38 by Baylor, 2015 in the Russell Athletic Bowl

20 rushing first downs: 24 by Georgia Tech, 2018

30 rushing first downs: 30 by Baylor, 2015 in the Russell Athletic Bowl

20 passing first downs: 24 at Miami, 2022

converted 10 third-down attempts: 13 of 20 at Duke, 2018

converted 50% of third-down attempts: 6 of 12 (50.0%) by Oregon, 2022 in the Holiday Bowl

converted multiple fourth-down attempts: by Wake Forest, 2022 (4 of 6)

was not penalized: at Virginia, 1991

was penalized 10 times: 11 by Wake Forest (118 yards), 2021

accumulated 100 yards of penalties: 118 by Wake Forest, 2021

scored game-winning points on final play of the game: at Virginia Tech, 2019 (Quincy Patterson 3-yard run in sixth OT for 43-41 Virginia Tech win)

scored game-winning points in final minute: Oregon, 2022 in the Holiday Bowl (6-yard TD pass from Nix to C. Cota and point after by C. Lewis with 19 seconds to play in Oregon's 28-27 win)

trailed at halftime in a win over UNC: Oregon trailed 21-14 in a 28-27 win over UNC in the Holiday Bowl, 2022

trailed after three quarters in a win over UNC: Oregon trailed 21-14 in a 28-27 win over UNC in the Holiday Bowl, 2022

SPECIAL TEAMS

did not punt: Baylor, 2015 in the Russell Athletic Bowl

punted 10 times: 10 by Western Carolina, 2017

TURNOVERS

committed five turnovers: 5 by Georgia Tech, 2018

committed six turnovers: 6 by Liberty, 2014

committed seven turnovers: 7 by Pittsburgh, 1979

lost five fumbles: 5 by Virginia, 1972

threw five interceptions: 5 at Virginia, 2010

did not fumble: Oregon, 2022 in the Holiday Bowl

possession time of 40 minutes: 42:25 by The Citadel, 2016



INDIVIDUAL OPPONENT...

RUSHING

25 carries: 26 by Israel Abanikanda, Pittsburgh, 2022
30 carries: 31 by Kevin Harris, South Carolina, 2021 in the Duke's Mayo Bowl
35 carries: 35 by Vintavious Cooper, East Carolina, 2013
100 yards: 149 by Bucky Irving, Oregon, 2022 in the Holiday Bowl
150 yards: 182 by Kevin Harris, South Carolina, 2021 in the Duke's Mayo Bowl
200 yards: 227 by Nick Chubb, Georgia, 2016 in Atlanta
60-yard touchdown: 66 by Bucky Irving, Oregon, 2022 in the Holiday Bowl
70-yard touchdown: 74 Riley Leonard at Duke, 2022
80- or 90-yard scoring run: 91 by Kyren Williams, Notre Dame, 2021 (record vs. UNC)
four touchdowns: 5 by Reggie Gallaspy, NC State, 2018 (OT)
five touchdowns: 5 by Reggie Gallaspy, NC State, 2018 (OT)
two gained 100 yards: 109 by La'Damian Webb and 107 by Jordan Travis at FSU, 2020
quarterback gained 100 yards: 130 by Riley Leonard at Duke, 2022
rushed and passed for 100 yards: Riley Leonard at Duke, 2022 (130 rush, 245 pass.)

PASSING

40 attempts: 40 by Ben Finley, NC State, 2022 (2 OT)
50 attempts: 57 by Tyler Van Dyke at Miami, 2022
25 completions: 29 by Ben Finley, NC State, 2022 (2 OT)
30 completions: 42 by Tyler Van Dyke at Miami, 2022
40 completions: 42 by Tyler Van Dyke at Miami, 2022 (record vs. UNC)
300 yards: 320 by Sam Hartman at Wake Forest, 2022
400 yards: 496 by Tyler Van Dyke at Miami, 2022
500 yards: 554 by Brennan Armstrong, Virginia, 2021 (record vs. UNC)
three or four scoring passes: 4 by Sam Hartman at Wake Forest, 2022
five or six scoring passes: 6 by Chase Brice at App State, 2022
60-yard touchdown pass: 60 yards by Sam Hartman to A.T. Perry at Wake Forest, 2022
75-yard touchdown pass: 76 yards by D'Eriq King to Brevin Jordan at Miami, 2020
50 plays, running and passing: 63 by Tyler Van Dyke at Miami (6 rush, 57 pass), 2022
60 plays, running and passing: 63 by Tyler Van Dyke at Miami (6 rush, 57 pass), 2022

RECEIVING

10 receptions: 10 by Xavier Smith, Florida A&M, 2022
100 yards: 101 by Cole Turner, Clemson, 2022 in Charlotte
150 yards: 161 by Jared Wayne, at Pittsburgh, 2021 (OT)
200 yards: 217 by Jerricho Cotchery at NC State, 2003
two players gained 100 yards: A.T. Perry (129) and Jaquarii Roberson (111), WF, 2021
three touchdown receptions: 3 by Tielor Robinson at Duke, 2006

TOTAL OFFENSE

300 yards: 309 by Cade Klubnik, Clemson, 2022 in Charlotte
400 yards: 498 by Tyler Van Dyke at Miami, 2022
500 yards: 538 by Brennan Armstrong, Virginia, 2021

SCORING

four or five touchdowns: 5 by Reggie Gallaspy, NC State (5 rushing), 2018 (OT)
accounted for five or six touchdowns: 6 by Chase Brice (6 passing) at App State, 2022
accounted for seven touchdowns: 7 by Sam Hartman (5 pass, 2 rush), Wake Forest, 2021 (record vs. UNC)
successful two-point conversion run: Drew Swinney, Clemson, 2022 in Char.
successful two-point conversion pass: Darren Grainger pass to Jamari Thrash pass at Georgia State, 2022

SPECIAL TEAMS

returned a kickoff for a touchdown: Isaiah Harper, Old Dominion, 100 yards, 2017
returned a punt for a touchdown: Greg Stroman, 91 yards at Virginia Tech, 2017
blocked a punt: Levi Jones, NC State, 2021
blocked a punt for a touchdown: Jordan Houston, NC State, blocked Ben Kiernan's punt which was recovered by C.J. Riley in the end zone for a TD, 2021
blocked a field goal: Nate Wiggins, Clemson, 2022 in Charlotte
blocked a field goal for a touchdown: Artie Burns, Miami, blocked a Thomas Moore kick and Ladarius Gunter returned it 67 yards for a touchdown, 2013
60-yard punt: 61 by Porter Wilson, Duke, 2021
70-yard punt: 77 by Durant Brooks at Georgia Tech, 2007
50-yard field goal: 52 by B.T. Potter, Clemson, 2022 in Charlotte
made three field goals: 3 by Christopher Dunn, NC State, 2022 (2 OT)
made four field goals: 4 by Will Horton of Western Carolina, 2018
made five field goals: 5 by Chris Hazley of Virginia Tech, 2010

DEFENSE

returned an INT for a TD: Nate Wiggins, 98 yards, Clemson, 2022 in Charlotte (Intercepted a Drake Maye pass)
returned a fumble for a touchdown: Nigel Manns, 42 yards, Western Carolina, 2020 (recovered Jace Ruder fumble)
recovered a fumble in the end zone for a TD: Bryan Ray at Wake Forest (recovered a Ronald Curry fumble), 2000
two interceptions: 2 by Jaylin Hawkins at California, 2018
forced two fumbles: 2 by Antavious Lane at Georgia State, 2022
15 or more tackles: 16 by linebacker Ryan Smenda Jr. at Wake Forest, 2022
three sacks: 3 by Jeremiah Trotter Jr., Clemson, 2022 in Charlotte
scored a safety: Jay Hayes, Notre Dame, 2017 (Jordon Brown tackled in the endzone)

INDIVIDUAL GAME BY GAME STATISTICS



RUSHING GAME-BY-GAME (Attempts/Yards/Touchdowns)

Name	FAMU	APP	GSU	ND	VT	UM	DU	Pitt	UVa	WF	GT	NCSU	CLEM	ORE
Criswell	1/17/0	DNP	DNP	DNP	1/3/0	DNP	DNP	0/0/0	DNP	DNP	DNP	DNP	2/19/0	DNP
E. Green	8/72/0	DNP	DNP	DNP	DNP	DNP	3/24/2	8/18/1	22/91/1	18/66/1	10/92/2	24/91/1	21/65/0	17/50/0
Hampton	14/101/2	8/17/1	16/110/2	10/28/0	8/43/0	15/39/1	3/16/0	4/13/0	0/0/0	0/0/0	5/35/0	2/3/0	1/1/0	2/4/0
Hood	4/11/0	6/87/0	DNP	2/1/0	7/34/0	13/75/0	10/48/0	1/-3/0	DNP	DNP	DNP	DNP	DNP	DNP
D.J. Jones	5/10/0	2/3/0	10/61/1	1/3/0	1/11/0	0/0/0	0/0/0	0/0/0	0/0/0	0/0/0	4/23/0	0/0/0	1/4/0	2/9/0
Maye	4/55/0	12/76/1	10/15/0	13/36/0	13/73/2	14/53/0	18/70/0	14/61/0	16/74/1	19/71/1	14/13/0	14/32/1	11/24/1	12/45/0
Pettaway	4/51/1	6/34/1	3/-5/0	2/0/0	2/6/0	0/0/0	1/-2/0	0/0/0	0/0/0	0/0/0	0/0/0	0/0/0	0/0/0	1/4/0
TEAM	--	1/-2/0	-	-	-	1/-2/0	-	3/-3/0	0/0/0	DNP	0/0/0	0/0/0	0/0/0	34/116/0

SEASON & CAREER, MOST RUSHING YARDS

Player	2022	Career
Criswell	19 vs. Clemson, 2022	66 vs. Wofford, 2021
E. Green	92 vs. Georgia Tech, 2022	92 vs. Georgia Tech, 2022
Hampton	110 at Georgia State, 2022	110 ay Georgia State, 2022
Hood	87 at App State, 2022	87 at App State, 2022
D.J. Jones	61 at Georgia State, 2022	61 at Georgia State, 2022
Maye	76 at. App State, 2022	76 at. App State, 2022
Pettaway	51 vs. Florida A&M, 2022	51 vs. Florida A&M, 2022
Nesbit	0	1 vs. Duke, 2021

SEASON & CAREER, LONGEST RUN

Player	2022	Career
Criswell	17 vs. Florida A&M, 2022	26 vs. Wofford, 2021
E. Green	80 vs. Georgia Tech, 2022	80 vs. Georgia Tech, 2022
Hampton	58 at Georgia State, 2022	58 at Georgia State, 2022
Hood	71 at App State, 2022	71 at App State, 2022
D.J. Jones	21 at Georgia State, 2022	29 at Virginia Tech, 2021
Maye	42 vs. Florida A&M, 2022	42 vs. Florida A&M, 2022
Pettaway	29 vs. Florida A&M, 2022	29 vs. Florida A&M, 2022
Nesbit	0	1 vs. Duke, 2021

PASSING GAME-BY-GAME (Completions-Attempts-Interceptions/Yards-Touchdowns-Long Play)

Opponent	Criswell	Maye	TEAM
Florida A&M	0-0-0/0-0-0	29-37-0/294-5-33	0-1-0/0-0-0
Appalachian State	DNP	24-36-0/352-4-42	
Georgia State	DNP	19-24-1/284-2-55	
Notre Dame	DNP	17-32-0/301-5-80	
Virginia Tech	1-4-0/4-0-4	26-36-0/363-3-25	0-1-0/0-0-0
Miami	DNP	19-28-2/309-2-74	
Duke	DNP	28-38-0/380-3-53	0-1-0/0-0-0
Pittsburgh	0-1-0/0/0/0	34-44-0/388-5-50	
Virginia	DNP	26-37-0/293-2-0	
Wake Forest	DNP	31-49-0/448-3-0	
Georgia Tech	DNP	16-30-1/202-0-36	
NC State	DNP	29-49-1/233-1-19	
Clemson	1-1-0/5-0-5	26-42-2/268-0-28	
Oregon	DNP	18-35-0/206-3-49	

SEASON & CAREER, MOST PASSING YARDS

Player	2022	Career
Criswell	5 vs. Virginia Tech, 2022	125 vs. Wofford, 2021
Maye	448 at Wake Forest, 2022	448 at Wake Forest, 2022

SEASON & CAREER, LONGEST PASS

Player	2022	Career
Criswell	4 vs. Virginia Tech, 2022	47 vs. Georgia State, 2021
Maye	80 vs. Notre Dame, 2022	80 vs. Notre Dame, 2022

RECEIVING GAME-BY-GAME (Receptions/Yards/Touchdowns)

Name	FAMU	APP	GSU	ND	VT	UM	DU	Pitt	UVa	WF	GT	NCSU	CLEM	ORE
Blackwell	4/36/1	1/36/0	3/37/0	1/8/0	1/7/0	0/0/0	0/0/0	1/18/0	1/9/0	2/20/1	2/54/0	1/4/0	1/10/0	-
Copenhaver	2/44/0	0/0/0	2/64/0	0/0/0	2/35/0	0/0/0	0/0/0	3/13/0	0/0/0	2/41/0	0/0/0	1/1/0	0/0/0	3/24/0
Downs	9/78/2	DNP	DNP	5/32/2	8/120/0	6/69/1	9/126/0	11/102/2	15/166/1	11/154/3	3/31/0	6/51/0	10/100/0	-
Hood	1/12/0	1/22/0	DNP	0/0/0	0/0/0	5/50/0	5/32/1	1/3/0	DNP	DNP	DNP	DNP	DNP	-
D.J. Jones	2/5/0	2/43/1	4/23/0	0/0/0	0/0/0	0/0/0	0/0/0	0/0/0	1/14/0	0/0/0	1/-1/0	1/8/0	0/0/0	1/10/0
J.J. Jones	3/31/0	4/69/1	0/0/0	2/71/0	1/4/0	2/80/1	2/49/0	1/12/0	2/21/0	1/25/0	1/9/0	3/31/0	1/21/0	1/11/0
Morales	2/33/1	3/31/0	3/71/1	2/7/0	3/29/1	2/21/0	1/10/1	2/30/0	2/23/0	2/12/0	2/18/0	2/19/0	3/54/0	0/0/0
Nesbit	4/53/1	3/47/1	2/16/0	1/23/0	4/98/1	1/22/0	3/20/0	0/0/0	0/0/0	5/63/0	4/85/0	3/32/0	2/11/0	3/37/1
Paysour	1/7/0	8/92/1	5/73/1	1/3/0	1/4/0	0/0/0	2/13/0	1/1/1	1/5/0	1/22/0	0/0/0	0/0/0	1/6/0	7/98/1
Pettaway	1/-5/0	2/12/0	0/0/0	1/3/0	0/0/0	0/0/0	0/0/0	0/0/0	0/0/0	0/0/0	1/11/0	0/0/0	0/0/0	-
A. Green	DNP	DNP	DNP	3/150/2	4/59/1	2/63/0	4/112/1	10/180/2	3/33/0	4/81/0	DNP	8/67/1	5/53/0	3/26/1
Hampton	0/0/0	0-0/0	0-0/0	1/4/1	2/7/0	1/4/0	1/10/0	1/15/0	0/0/0	0/0/0	0/0/0	0/0/0	0/0/0	-
E. Green	0/0/0	DNP	DNP	DNP	DNP	DNP	1/8/0	3/14/0	1/22/1	3/30/0	2/-5/0	4/20/0	3/18/0	-

SEASON & CAREER, MOST RECEIVING YARDS

Player	2022	Career
Blackwell	54 vs. Georgia Tech, 2022	54 vs. Georgia Tech, 2022
Copenhaver	64 at Georgia State, 2022	64 at Georgia State, 2022
Downs	166 at Virginia, 2022	203 vs. Virginia, 2021
Antoine Green	180 vs. Pitt, 2022	180 vs. Pitt, 2022
Hood	50 at Miami, 2022	22 at App State, 2022
D.J. Jones	43 at App State, 2022	43 at App State, 2022
J.J. Jones	80 at Miami, 2022	80 at Miami, 2022
Morales	71 at Georgia State, 2022	71 at Georgia State, 2022
Nesbit	98 vs. Virginia Tech, 2022	98 vs. Virginia, 2022
Olson	0	45 vs. Wake Forest, 2021
Paysour	98 vs Oregon, 2022	98 vs Oregon, 2022
Pettaway	12 at App State 2022	12 at App State, 2022
E. Green	22 at Virginia, 2022	22 at Virginia, 2022

SEASON & CAREER, LONGEST CATCH

Player	2022	Career
Blackwell	36 at App State, 2022	36 at App State, 2022
Copenhaver	47 at Georgia State, 2022	47 at Georgia State, 2022
Downs	43 at Duke, 2022	75 vs. Texas A&M, 2021
Antoine Green	80 vs. Notre Dame, 2022	80 vs. Notre Dame, 2022
Hood	22 at App State, 2022	22 at App State, 2022
D.J. Jones	42 at App State, 2022	42 at App State, 2022
J.J. Jones	74 at Miami, 2022	74 at Miami, 2022
Morales	55 at Georgia State, 2022	55 at Georgia State, 2022
Nesbit	36 vs Georgia Tech, 2022	47 Georgia State, 2022
Olson	0	45 vs. Wake Forest, 2021
Paysour	49 vs. Oregon, 2022	49 vs. Oregon, 2022
Pettaway	11 at App State, 2022	11 at App State, 2022
E. Green	22 at Virginia, 2022	22 at Virginia, 2022



TEAM GAME-BY-GAME STATISTICS

Opponent Date Location	FLORIDA A&M AUG. 27 HOME		APP STATE SEPT. 3 AWAY		GEORGIA STATE SEPT. 10 AWAY		NOTRE DAME SEPT. 24 HOME		VIRGINIA TECH OCT. 1 HOME		MIAMI OCT. 8 AWAY		DUKE OCT. 15 AWAY	
	FAMU	NC	NC	ASU	NC	GS	ND	NC	VT	NC	NC	UM	NC	DU
Score	24	56	63	61	35	28	45	32	10	41	27	24	38	35
First Downs	20	29	30	28	23	23	35	18	14	24	22	30	30	27
by rush	5	13	10	15	9	14	17	7	7	7	9	3	9	15
by pass	14	16	18	17	10	6	12	7	7	17	13	24	18	11
by penalty	1	0	2	6	4	3	6	4	0	0	0	3	3	1
Total Offensive Plays	66	78	71	81	68	78	85	60	70	73	71	81	74	73
Total Yards Gained	335	608	567	649	467	421	576	367	273	527	470	538	536	542
Average Yards/Play	5.1	7.8	8.0	8.0	6.9	5.4	6.8	6.1	3.9	7.2	6.6	6.6	7.2	7.4
Plays Rushing	27	40	35	43	44	54	51	28	35	32	43	44	35	42
Yards Rushing	56	314	215	288	183	236	287	66	99	160	161	42	156	297
Rushing Touchdowns	1	3	3	3	3	0	3	0	1	2	1	0	2	4
Yards Passing	279	294	352	361	284	186	289	301	174	367	309	496	380	245
Pass Attempts	39	38	36	38	24	24	34	32	35	41	28	57	39	31
Pass Completions	28	29	24	25	19	16	24	17	20	27	19	42	28	20
Passes Had Intercepted	1	0	0	1	1	0	0	0	1	0	2	1	0	1
Passing Touchdowns	2	5	4	6	2	3	3	5	0	3	2	3	3	1
Kickoff Return Yards	17	51	45	89	22	0	0	25	40	0	36	115	24	26
Punt Return Yards	1	35	0	25	35	0	43	3	5	16	0	6	2	3
Punts-Average	5-45.6	2-49.5	2-46.0	1-38.0	5-54.2	9-44.1	1-54.0	5-48.4	7-42.4	4-33.8	2-40.5	2-45	2-47.0	2-23.5
Fumbles-Lost	1-1	1-0	2-1	0-0	0-0	0-0	1-1	1-1	0-0	2-0	0-0	1-1	0-0	0-0
Penalties-Yards	8-48	5-45	12-130	7-80	4-50	12-87	5-46	9-64	3-22	4-25	8-61	4-35	8-61	8-85
3rd Down Conversions	5-13	7-12	9-14	7-13	6-13	4-16	8-14	8-14	8-18	6-15	7-14	5-14	8-13	4-9
4th Down Conversions	2-2	2-3	1-1	1-2	1-2	0-0	0-1	2-2	1-2	3-3	2-3	3-6	1-1	0-2
Possession Time	29:01	30:59	27:57	27:18	28:22	31:38	38:13	21:47	31:43	28:17	31:14	28:46	24:32	35:28

Opponent Date Location	PITT OCT. 29 HOME		VIRGINIA NOV. 5 AWAY		WAKE FOREST NOV. 12 AWAY		GEORGIA TECH NOV. 19 HOME		NC STATE NOV. 25 HOME		CLEMSON DEC. 3 CHARLOTTE		OREGON DEC. 28 SAN DIEGO	
	UP	NC	NC	VA	NC	WF	GT	NC	ST	NC	CU	NC	UO	NC
Score	42	24	31	28	36	34	21	17	30	27	39	10	28	27
First Downs	14	26	29	25	30	23	19	16	17	23	17	26	22	20
by rush	8	6	10	11	10	8	8	9	2	7	4	11	7	7
by pass	6	18	16	13	19	12	11	7	13	12	13	13	12	11
by penalty	0	2	3	1	1	3	0	0	2	4	0	2	3	2
Total Offensive Plays	61	75	77	74	87	72	72	63	66	89	56	79	62	69
Total Yards Gained	474	367	455	418	584	490	373	365	330	351	385	386	414	322
Average Yards/Play	6.3	6	5.9	5.6	6.7	6.8	5.2	5.8	5	3.9	6.9	4.9	6.7	4.7
Plays Rushing	30	30	40	39	38	41	49	33	25	40	21	36	32	34
Yards Rushing	131	86	162	186	136	170	186	163	59	118	76	137	219	142
Rushing Touchdowns	3	1	2	4	2	1	3	2	1	2	3	1	2	0
Yards Passing	236	388	293	232	448	320	187	202	271	233	317	273	205	206
Pass Attempts	31	45	37	35	49	31	23	30	41	49	35	43	30	35
Pass Completions	14	34	26	17	31	18	15	16	27	29	28	27	23	18
Passes Had Intercepted	0	0	0	1	0	1	1	1	0	1	0	2	1	0
Passing Touchdowns	0	5	2	0	3	4	0	0	2	1	1	0	2	3
Kickoff Return Yards	35	14	49	48	76	29	50	50	25	25	18	0	106	106
Punt Return Yards	13	23	57	0	0	14	5	8	43	12	-2	6	-4	16
Punts-Average	6-40.3	4-46	3-55	5-43.8	3-41.7	3-44	5-38.2	5-45.2	7-45.6	7-43	4-45.2	3-48.7	43.5	44.7
Fumbles-Lost	1-1	0-0	0-0	0-0	0-0	0-0	3-0	1-0	0-0	0-0	0-0	1-1	0-0	1-0
Penalties-Yards	5-48	6-52	5-45	8-47	8-78	7-56	2-20	2-25	8-60	7-58	6-46	3-25	5-39	5-55
3rd Down Conversions	6-15	4-11	7-14	7-13	10-16	3-12	8-15	4-14	4-16	5-20	5-10	9-16	6-12	5-15
4th Down Conversions	0-1	2-3	2-3	1-1	0-2	4-6	0-0	2-4	1-1	3-3	0-1	0-1	1-2	4-4
Possession Time	28:32	31:28	33:38	26:22	33:02	26:58	34:27	25:33	25:48	35:12	24:59	35:01	27:11	32:49

GAME-BY-GAME STARTERS



AUG. 27 vs. Florida A&M

OFFENSE

QB - Drake Maye
WR - Josh Downs
WR - Gavin Blackwell
WR - J.J. Jones
RB - D.J. Jones
OL - Ed Montilus
OL - Corey Gaynor
OL - Asim Richards
OL - Spencer Rolland
OL - William Barnes
TE - Kamari Morales

DEFENSE

DL - Myles Murphy
DL - Desmond Evans
DL - Ray Vohasek
JACK - Noah Taylor
LB - Power Echols
LB - Cedric Gray
DB - Tony Grimes
DB - Storm Duck
DB - Cam'Ron Kelly
DB - DeAndre Boykins
DB - Gio Biggers

SEPT. 3rd at App State

OFFENSE

QB - Drake Maye
WR - J.J. Jones
WR - Gavin Blackwell
WR - Kobe Paysour
RB - Omarion Hampton
OL - Ed Montilus
OL - Corey Gaynor
OL - Asim Richards
OL - Spencer Rolland
OL - William Barnes
TE - Kamari Morales

DEFENSE

DL - Desmond Evans
DL - Raymond Vohasek
DL - Myles Murphy
JACK - Noah Taylor
LB - Cedric Gray
LB - Power Echols
DB - Tony Grimes
DB - DeAndre Boykins
DB - Giovanni Biggers
DB - Storm Duck
DB - Cam'ron Kelly

SEPT. 10th at Georgia State

OFFENSE

QB - Drake Maye
WR - J.J. Jones
WR - Gavin Blackwell
WR - Kobe Paysour
RB - Omarion Hampton
OL - Ed Montilus
OL - Corey Gaynor
OL - Asim Richards
OL - Jonathan Adorno
OL - William Barnes
TE - Kamari Morales

DEFENSE

DL - Myles Murphy
DL - Ray Vohasek
DL - Desmond Evans
JACK - Noah Taylor
LB - Power Echols
LB - Cedric Gray
DB - Tony Grimes
DB - Storm Duck
DB - Cam'Ron Kelly
DB - DeAndre Boykins
DB - Gio Biggers

SEPT. 24th vs. Notre Dame

OFFENSE

QB - Drake Maye
WR - Josh Downs
WR - Gavin Blackwell
WR - J.J. Jones
RB - Omarion Hampton
OL - Ed Montilus
OL - Corey Gaynor
OL - Asim Richards
OL - Spencer Rolland
OL - William Barnes
TE - Kamari Morales

DEFENSE

DL - Myles Murphy
DL - Ray Vohasek
DL - Desmond Evans
JACK - Noah Taylor
LB - Power Echols
LB - Cedric Gray
DB - Tony Grimes
DB - Storm Duck
DB - Cam'Ron Kelly
DB - DeAndre Boykins
DB - Giovanni Biggers

OCT. 1st vs. Virginia Tech

OFFENSE

QB - Drake Maye
WR - Josh Downs
WR - Antoine Green
WR - J.J. Jones
RB - Omarion Hampton
OL - Asim Richards
OL - Ed Montilus
OL - Corey Gaynor
OL - Spencer Rolland
OL - William Barnes
TE - Kamari Morales

DEFENSE

DL - Jahvaree Ritzie
DL - Ray Vohasek
DL - Desmond Evans
JACK - Noah Taylor
LB - Power Echols
LB - Cedric Gray
DB - Tony Grimes
DB - Storm Duck
DB - Cam'Ron Kelly
DB - DeAndre Boykins
DB - Gio Biggers

OCT. 8th at Miami

OFFENSE

QB - Drake Maye
WR - Josh Downs
WR - Antoine Green
WR - J.J. Jones
RB - Caleb Hood
OL - Asim Richards
OL - Ed Montilus
OL - Corey Gaynor
OL - William Barnes
OL - Spencer Rolland
TE - Kamari Morales

DEFENSE

DL - Kevin Hester
DL - Jahvaree Ritzie
DL - Desmond Evans
JACK - Noah Taylor
LB - Power Echols
LB - Cedric Gray
DB - Tony Grimes
DB - Storm Duck
DB - Cam'Ron Kelly
DB - DeAndre Boykins
DB - Gio Biggers

OCT. 15th at Duke

OFFENSE

QB - Drake Maye
WR - Josh Downs
WR - Antoine Green
WR - J.J. Jones
RB - Caleb Hood
OL - Asim Richards
OL - Ed Montilus
OL - Corey Gaynor
OL - Jonathan Adorno
OL - Spencer Rolland
TE - Kamari Morales

DEFENSE

DL - Kevin Hester
DL - Myles Murphy
DL - Desmond Evans
JACK - Noah Taylor
LB - Power Echols
LB - Cedric Gray
DB - Tony Grimes
DB - Storm Duck
DB - Cam'Ron Kelly
DB - DeAndre Boykins
DB - Gio Biggers

OCT. 29th vs. Pitt

OFFENSE

QB - Drake Maye
WR - Josh Downs
WR - Antoine Green
WR - J.J. Jones
RB - Caleb Hood
OL - Asim Richards
OL - Ed Montilus
OL - Corey Gaynor
OL - William Barnes
OL - Spencer Rolland
TE - Kamari Morales

DEFENSE

DL - Kevin Hester
DL - Myles Murphy
DL - Desmond Evans
JACK - Noah Taylor
LB - Power Echols
LB - Cedric Gray
DB - Tony Grimes
DB - Storm Duck
DB - Cam'Ron Kelly
DB - DeAndre Boykins
DB - Gio Biggers

NOV. 5th, at UVA

OFFENSE

QB - Drake Maye
WR - Josh Downs
WR - Antoine Green
WR - J.J. Jones
RB - Elijah Green
OL - Asim Richards
OL - Ed Montilus
OL - Corey Gaynor
OL - William Barnes
OL - Spencer Rolland
TE - Kamari Morales

DEFENSE

DL - Kevin Hester
DL - Myles Murphy
DL - Jahvaree Ritzie
JACK - Chris Colins
LB - Power Echols
LB - Cedric Gray
DB - Tony Grimes
DB - Storm Duck
DB - Cam'Ron Kelly
DB - DeAndre Boykins
DB - Gio Biggers

NOV. 12th, at Wake Forest

OFFENSE

QB - Drake Maye
WR - Josh Downs
WR - Antoine Green
WR - J.J. Jones
RB - Elijah Green
OL - Asim Richards
OL - Ed Montilus
OL - Corey Gaynor
OL - William Barnes
OL - Spencer Rolland
TE - Kamari Morales

DEFENSE

DL - Kevin Hester
DL - Myles Murphy
DL - Jahvaree Ritzie
JACK - Kaimon Rucker
LB - Power Echols
LB - Cedric Gray
DB - Tony Grimes
DB - Storm Duck
DB - Cam'Ron Kelly
DB - DeAndre Boykins
DB - Gio Biggers

NOV. 19th, vs. Georgia Tech

OFFENSE

QB - Drake Maye
WR - Josh Downs
WR - J.J. Jones
WR - Gavin Blackwell
RB - Elijah Green
OL - Asim Richards
OL - Ed Montilus
OL - Corey Gaynor
OL - William Barnes
OL - Spencer Rolland
TE - Kamari Morales

DEFENSE

DL - Kevin Hester
DL - Myles Murphy
DL - Jahvaree Ritzie
JACK - Kaimon Rucker
LB - Power Echols
LB - Cedric Gray
DB - Tony Grimes
DB - Storm Duck
DB - Cam'Ron Kelly
DB - DeAndre Boykins
DB - Gio Biggers

NOV. 25th, vs. NC State

OFFENSE

QB - Drake Maye
WR - Josh Downs
WR - J.J. Jones
WR - Antoine Green
RB - Elijah Green
OL - Asim Richards
OL - Ed Montilus
OL - Corey Gaynor
OL - William Barnes
OL - Spencer Rolland
TE - Bryson Nesbit

DEFENSE

DL - Kevin Hester
DL - Myles Murphy
DL - Jahvaree Ritzie
JACK - Kaimon Rucker
LB - Power Echols
LB - Cedric Gray
DB - Lejond Cavazos
DB - Storm Duck
DB - Cam'Ron Kelly
DB - DeAndre Boykins
DB - Gio Biggers

DEC. 3rd, vs. Clemson

OFFENSE

QB - Drake Maye
WR - Josh Downs
WR - Antoine Green
WR - Kobe Paysour
RB - Elijah Green
OL - Asim Richards
OL - Ed Montilus
OL - Corey Gaynor
OL - William Barnes
OL - Spencer Rolland
TE - Kamari Morales

DEFENSE

DL - Kevin Hester
DL - Myles Murphy
DL - Jahvaree Ritzie
JACK - Kaimon Rucker
LB - Power Echols
LB - Cedric Gray
DB - Lejond Cavazos
DB - Marcus Allen
DB - Will Hardy
DB - DeAndre Boykins
DB - Gio Biggers

DEC. 28, vs. Oregon

OFFENSE

QB - Drake Maye
WR - Andre Greene Jr.
WR - J.J. Jones
WR - Kobe Paysour
RB - Elijah Green
OL - Ed Montilus
OL - Corey Gaynor
OL - Asim Richards
OL - Spencer Rolland
OL - William Barnes
TE - Kamari Morales

DEFENSE

DL - Jahvaree Ritzie
DL - Myles Murphy
DL - Kevin Hester Jr.
JACK - Kaimon Rucker
LB - Power Echols
LB - Cedric Gray
DB - Marcus Allen
DB - DeAndre Boykins
DB - Don Chapman
DB - Will Hardy
DB - Lejond Cavazos



CAROLINA & OPPONENT LONG PLAYS

CAROLINA LONG PLAYS

Runs (15 yards or more)

- 80 - Elijah Green vs. Georgia Tech
- 71 - Caleb Hood at App State
- 58 - Omarion Hampton at Georgia State
- 46 - Elijah Green vs. FAMU
- 42 - Drake Maye vs. FAMU
- 35 - Omarion Hampton vs. Virginia Tech
- 33 - Drake Maye at Notre Dame
- 29 - George Pettaway vs. FAMU
- 27 - Drake Maye at App State
- 26 - Drake Maye at Virginia
- 25 - Omarion Hampton vs. FAMU
- 24 - Drake Maye vs. Oregon
- 24 - Caleb Hood at Miami
- 24 - Elijah Green at Wake Forest
- 21 - George Pettaway at App State
- 21 - D.J. Jones at Georgia State
- 21 - Drake Maye at Virginia
- 21 - Omarion Hampton vs. Georgia Tech
- 20 - Drake Maye vs. Oregon
- 19 - Maye at Wake Forest
- 18 - Omarion Hampton vs. FAMU
- 18 - Caleb Hood vs. Virginia Tech
- 18 - Elijah Green at Wake Forest
- 17 - Elijah Green vs. Oregon
- 17 - Jacolby Criswell vs. FAMU
- 17 - Elijah Green at Virginia
- 17 - D.J. Jones vs. Georgia Tech
- 16 - Drake Maye at Duke
- 16 - Drake Maye vs Georgia Tech
- 15 - Drake Maye vs. Notre Dame
- 15 - Caleb Hood at Miami
- 15 - Drake Maye at Duke
- 15 - Drake Maye vs. Pittsburgh
- 15 - Drake Maye at Wake Forest

Passes (20 yards or more)

- 80 - Drake Maye to Antoine Green vs. Notre Dame
- 74 - Drake Maye to J.J. Jones at Miami
- 64 - Drake Maye to Antoine Green vs Notre Dame
- 55 - Drake Maye to Kamari Morales at Georgia State
- 53 - Drake Maye to Antoine Green at Duke
- 52 - Drake Maye to Antoine Green at Miami
- 49 - Drake Maye to Kobe Paysour vs. Oregon
- 47 - Drake Maye to John Copenhaver at Georgia State
- 45 - Drake Maye to Antoine Green at Wake Forest
- 43 - Drake Maye to J.J. Jones vs. Notre Dame
- 43 - Drake Maye to Josh Downs at Wake Forest
- 42 - Drake Maye to D.J. Jones at App State
- 38 - Drake Maye to Josh Downs at Duke
- 36 - Drake Maye to Gavin Blackwell at App State
- 36 - Drake Maye to Bryson Nesbit vs. Georgia Tech
- 35 - Drake Maye to Bryson Nesbit vs. Virginia Tech
- 35 - Drake Maye to Antoine Green at Duke
- 33 - Drake Maye to John Copenhaver vs. FAMU
- 33 - Drake Maye to Josh Downs vs. Virginia Tech
- 33 - Drake Maye to Gavin Blackwell vs. Georgia Tech
- 32 - Drake Maye to Josh Downs at Virginia
- 31 - Drake Maye to J.J. Jones at App State
- 31 - Drake Maye to Josh Downs at Duke
- 29 - Drake Maye to Kobe Paysour at Georgia State
- 29 - Drake Maye to John Copenhaver vs. Virginia Tech
- 28 - Drake Maye to J.J. Jones vs. Notre Dame
- 28 - Drake Maye to Josh Downs vs. Clemson
- 27 - Drake Maye to Josh Downs vs. FAMU
- 25 - Drake Maye to Bryson Nesbit vs. Virginia Tech
- 25 - Drake Maye to Kamari Morales vs. Virginia Tech
- 25 - Drake Maye to J.J. Jones at Duke
- 25 - Drake Maye to Josh Downs vs. Pittsburgh
- 25 - Drake Maye to Josh Downs at Wake Forest
- 25 - Drake Maye to J.J. Jones at Wake Forest
- 25 - Drake Maye to Bryson Nesbit vs. Georgia Tech
- 25 - Drake Maye to Josh Downs vs. Georgia Tech
- 25 - Drake Maye to Kamari Morales vs. Clemson
- 24 - Drake Maye to Josh Downs vs. Virginia Tech
- 24 - Drake Maye to Josh Downs vs. Virginia Tech
- 24 - Drake Maye to J.J. Jones at Duke
- 24 - Drake Maye to Antoine Green vs. Pittsburgh
- 24 - Drake Maye to Bryson Nesbit at Wake Forest
- 23 - Drake Maye to Bryson Nesbit vs. FAMU
- 23 - Drake Maye to J.J. Jones at App State
- 23 - Drake Maye to Bryson Nesbit vs. Notre Dame
- 22 - Drake Maye to Caleb Hood at App State
- 22 - Drake Maye to Caleb Hood at Miami
- 22 - Drake Maye to Bryson Nesbit at Miami

- 22 - Drake Maye to Josh Downs at Miami
- 22 - Drake Maye to Kamari Morales vs. Pitt.
- 22 - Drake Maye to E. Green at Virginia
- 22 - Drake Maye to John Copenhaver at WFU
- 22 - Drake Maye to Kobe Paysour at WFU
- 21 - Drake Maye to Kobe Paysour at App State
- 21 - Drake Maye to Antoine Green vs. Va. Tech
- 21 - Drake Maye to Gavin Blackwell at Ga. Tech
- 21 - Drake Maye to Kamari Morales vs. Clemson
- 21 - Drake Maye to Jones vs. Clemson
- 20 - Drake Maye to Bryson Nesbit vs. Va. Tech
- 20 - Drake Maye to Antoine Green vs. Pitt.
- 20 - Drake Maye to Josh Downs at Virginia
- 20 - Drake Maye to Josh Downs at Wake Forest

OPPONENT LONG PLAYS

Runs (15 yards or more)

- 74 - Riley Leonard of Duke
- 66 - Bucky Irving of Oregon
- 52 - Nate Noel of App State
- 40 - Malachi Carter of Georgia Tech
- 38 - Camerun Peoples of App State
- 38 - Jordan Waters of Duke
- 29 - Audric Estime of Notre Dame
- 25 - Keshawn King of Virginia Tech
- 23 - Bucky Irving of Oregon
- 22 - Israel Abanikanda of Pittsburgh
- 21 - Israel Abanikanda of Pittsburgh
- 21 - Terrell Jennings of FAMU
- 20 - Dashaun Davis of App State
- 20 - Darren Grainger of Georgia State
- 20 - Justice Ellison of Wake Forest
- 19 - Daetrich Harrington of App State
- 19 - Chris Tyree of Notre Dame
- 18 - Audric Estime of Notre Dame
- 18 - Jamyest Williams of Georgia State
- 18 - Jordan Waters of Duke
- 17 - Logan Diggs of Notre Dame
- 17 - Jordan Waters of Duke
- 17 - Terry Moore of Duke
- 16 - Audric Estime of Notre Dame
- 16 - Nate Noel of App State
- 16 - Jordan Waters of Duke
- 16 - Quinton Cooley of Wake Forest
- 16 - Cade Klubnik of Clemson
- 15 - Riley Leonard of Duke
- 15 - Mike Hollins of Virginia

Passes (20 yards or more)

- 68 - Cade Klubnik to Cole Turner of Clemson
- 60 - Sam Hartman to Donavon Greene of Wake Forest
- 52 - Ben Finley to Devin Carter of NC State
- 50 - Kedon Slovis to Jared Wayne of Pittsburgh
- 49 - Darren Grainger to Robert Lewis of Georgia State
- 48 - Sam Hartman to Taylor Morin of Wake Forest
- 43 - Cade Klubnik to Joseph Ngata of Clemson
- 41 - Chase Brice to Dalton Stroman of App State
- 41 - Tyler Van Dyke to Jaylon Knighton of Miami
- 41 - Kedon Slovis to Jared Wayne of Pittsburgh
- 40 - Kedon Slovis to Bubb Means of Pittsburgh
- 40 - Sam Hartman to A.T. Perry of Wake Forest
- 40 - Brennan Armstrong to Demick Starling of Virginia
- 36 - Zach Gibson to Hassan Hall of Georgia Tech
- 34 - Drew Pyne to Logan Diggs of Notre Dame
- 34 - Grant Wells to Kaleb Smith of Virginia Tech
- 33 - Brennan Armstrong to Sackett Wood Jr. of Virginia
- 32 - Sam Hartman to A.T. Perry of Wake Forest
- 31 - Tyler Van Dyke to Will Mallory of Miami
- 31 - Chase Brice to Christan Horn of App State
- 30 - Bo Nix to Chase Cota of Oregon
- 30 - Drew Pyne to Lorenzo Styles of Notre Dame
- 30 - Riley Leonard to Nicky Dalmolin of Duke
- 29 - Darren Grainger to Robert Lewis of Georgia State
- 29 - Drew Pyne to Logan Diggs of Notre Dame
- 29 - Kedon Slovis to Jared Wayne of Pittsburgh
- 29 - Cade Klubnik to Cole Turner of Clemson
- 28 - Bo Nix to Terrance Ferguson of Oregon
- 28 - Chase Brice to Dashaun Davis of App State
- 28 - Riley Leonard to Jordan Moore of Duke
- 28 - Riley Leonard to Eli Pancol of Duke
- 28 - Ben Finley to Terrell Timmons of NC State
- 27 - Chase Brice to Eli Wilson of App State
- 26 - Chase Brice to Kaedin Robinson of App State
- 26 - Ben Finley to Devin Carter of NC State
- 25 - Bo Nix to Terrance Ferguson of Oregon
- 24 - Zach Gibson to Dontae Smith of Georgia Tech



Antoine Green's 80-yard touchdown catch vs. Notre Dame was Carolina's longest passing play of the season.

- 23 - Bo Nix to Troy Franklin of Oregon
- 23 - Jeremy Moussa to Xavier Smith of FAMU
- 23 - Tyler Van Dyke to Will Mallory of Miami
- 22 - Tyler Van Dyke to Will Mallory of Miami
- 22 - Chase Brice to Henry Pearson of App State
- 22 - Chase Brice to Henry Pearson of App State
- 22 - Jeremy Moussa to Trevonte Davis of FAMU
- 22 - Sam Hartman to Taylor Morin of Wake Forest
- 22 - Cade Klubnik to Antonio Williams of Clemson
- 21 - Chase Brice to Dashaun Davis of App State
- 21 - Jeremy Moussa to Trevonte Davis of FAMU
- 21 - Darren Grainger to Jamari Thrash of Georgia State
- 21 - Kedon Slovis to Jared Wayne of Pittsburgh
- 21 - Zach Gibson to Malik Rutherford of Georgia Tech
- 20 - Jeremy Moussa to David Manigo of FAMU
- 20 - Riley Leonard to Sahmir Hagans of Duke
- 20 - Tyler Van Dyke to Key'Shawn Smith of Miami
- 20 - Tyler Van Dyke to Brashard Smith of Miami
- 20 - Tyler Van Dyke to Frank Ladson Jr. of Miami
- 20 - Drew Pyne to Michael Mayer of Notre Dame
- 20 - Brennan Armstrong to Sackett Wood Jr. of Virginia
- 20 - Zach Gibson to Malik Rutherford of Georgia Tech



◆ 2023 CAROLINA FOOTBALL ◆

HISTORY



CAROLINA'S ALL-AMERICA SELECTIONS

CARLTON BAILEY, NOSE GUARD

NEA 1987 (2).

GEORGE BARCLAY, GUARD

Associated Press 1933 (3), 1934; Central Press 1933 (3), 1934 (2); Grantland Rice 1934; All-America Board 1934; New York World-Telegram 1934; Collegiate Digest 1934; Albert Richard 1934; Illustrated Football Annual 1934; Hearst 1934; NEA 1934; Lou Little Team 1934; Williamson 1934; New York Sun 1934 (2); Charles Parker Team 1934 (2); United Press 1934 (2); International News Service 1934 (2); Tom Thorp Team 1934 (2); All-Players Team 1934 (2); Red Grange Team 1934 (2); Bill Cunningham Team 1934 (2).

RICKY BARDEN, DEFENSIVE BACK

Ray Scott Team 1979; Football News 1979 (2).

HARRIS BARTON, OFFENSIVE TACKLE

Associated Press 1986; NEA 1986; Athlon's 1986; Joel Buschbaum Team 1986; The Sporting News 1986 (2); Football News 1986 (3).

** Barton is also a member of the College Football Hall of Fame.*

GIOVANI BERNARD, RUNNING BACK

Associated Press 2012 (3)

ANDY BERSHAK, END

Associated Press 1936 (2), 1937 (3); Williamson 1936 (3), 1937; All-Players Team 1936 (3), 1937 (2); College Sportswriters 1937; NANA 1937; Grantland Rice 1937; Central Press 1937; NEA 1937; Albert Richard Team 1937; Illustrated Football Annual 1937; Eddie Dooley Team 1937; United Press 1937 (2); International News Service 1937 (3); Charles Parker Team 1937 (2); Bill Cunningham Team 1937 (2).

BRIAN BLADOS, OFFENSIVE TACKLE

Associated Press 1983; NEA 1983; United Press International 1983 (2); College and Pro Football Newsweekly 1983 (2); Football News 1983 (3).

PHIL BLAZER, TACKLE

Football Digest 1958 (2); Central Press 1958 (3).

##DRE' BLY, CORNERBACK

Associated Press 1996; Walter Camp 1996; Football Writers 1996; The Sporting News 1996; Football News (2) 1996; Associated Press 1997; Walter Camp 1997; Football Writers 1997; Football News 1997; The Sporting News 1997 (3); Walter Camp 1998; Football News 1998 (3).

Bly is the only two-time consensus first-team All-America in Carolina history and the only three-time first-team All-America in UNC history.

** Bly is also a member of the College Football Hall of Fame.*

DYAMI BROWN, WIDE RECEIVER

Associated Press, 2020 (3); Phil Steele 2020 (4).

JASON BROWN, CENTER

Pro Football Weekly, 2004.

MARK CANTRELL, CENTER

Football News 1976 (2).

MICHAEL CARTER, RUNNING BACK

Associated Press 2020 (3); Phil Steele 2020 (2); Pro Football Focus 2020.

ED CHALUPKA, GUARD

Associated Press 1969 (3).

JONATHAN COOPER, OFFENSIVE GUARD

Associated Press 2012; Walter Camp 2012; Football Writers 2012, AFCA 2012; The Sporting News 2012, Pro Football Weekly 2012

QUINTON COPLES, DEFENSIVE LINEMAN

Scout.com, 2010 (2).

PAT CROWLEY, OFFENSIVE GUARD

Mizlou 1989; Football News 1989 (3).

KEVIN DONNALLEY, OFFENSIVE TACKLE

College and Pro Football Newsweekly 1990 (3).

RICK DONNALLEY, CENTER

AP 1980 (2), Football News 1980 (3).

JOSH DOWNS, WIDE RECEIVER

FWAA, 2022 (2), AP, 2022 (2)

DAVID DRECHSLER, OFFENSIVE GUARD

Football Writers 1981, 1982; Football News 1981 (2), 1982; Walter Camp 1982; Mizlou 1982; Associated Press 1982 (2); United Press International 1982 (2); NEA 1982 (2); College and Pro Football Newsweekly 1982 (2).

ERIC EBON, TIGHT END

ESPN.com 2013; AP 2013 (2); Walter Camp 2013 (2); USA Today 2013 (2); SI.com 2013 (2); Athlon 2013 (2); CBSsports.com 2013 (2).

GREG ELLIS, DEFENSIVE END

The Sporting News (2) 1996; Associated Press (3) 1996; Football News (3) 1996; AP 1997; Walter Camp 1997; Football Coaches 1997; Football News 1997; The Sporting News (2) 1997.

RAY FARRIS, GUARD

NEA 1929 (2); Associated Press 1929 (3).

DERRICK FENNER, TAILBACK

College & Pro Football Newsweekly 1986 (3).

WILLIAM FULLER, DEFENSIVE TACKLE

Football Writers 1982; Football News 1982, 1983; College and Pro Football Newsweekly 1982, 1983; Associated Press 1982 (2), 1983 (2); Football Coaches 1983; Walter Camp 1983; The Sporting News 1983; United Press International 1983 (2); NEA 1983 (2).

** Fuller is also a member of the College Football Hall of Fame.*

JEFF GARNICA, CENTER

Associated Press 1988 (3).

TRIMANE GODDARD, SAFETY

Associated Press 2008 (2); Walter Camp 2008 (2), Rivals.com (3).

AL GOLDSTEIN, END

Football Writers 1958; NEA 1958.

CEDRIC GRAY, LINEBACKER

Sporting News, 2022 (2)

DEE HARDISON, DEFENSIVE TACKLE

Associated Press 1977; Football Writers 1977; Football News 1977; United Press International 1977 (2); NEA 1977 (2); College & Pro Football Newsweekly 1977 (2).

IRV HOLDASH, CENTER & LINEBACKER

Associated Press 1950; NEA 1950; All-Players Team 1950; All-America Board 1950; Football Digest 1950; Bill Stern Team 1950; Boston Record 1950; Gridiron Record 1950; Police Gazette 1950; Helms 1950; United Press 1950 (2); Central Press 1950 (2); The Sporting News 1950 (2).

ETHAN HORTON, TAILBACK

Football News 1983 (3); United Press International 1984 (2); Associated Press 1984 (3).

JIM HUTCHINS, BACK

All-America Board 1934 (HM).

KEN HUFF, OFFENSIVE GUARD

Associated Press 1974; Football Coaches 1974; NEA 1974; The Sporting News 1974; Walter Camp 1974; Time Magazine 1974; Pop Warner 1974; Football News 1974 (2); United Press International 1974 (2).

DON JACKSON, BACK

Associated Press 1935 (2); Central Press 1935 (2); NEA 1935 (2).

FREDDIE JONES, TIGHT END

Football News (3) 1996.

MARCUS JONES, DEFENSIVE END/TACKLE

Associated Press 1994 (3); Associated Press 1995; Football Coaches 1995; Walter Camp 1995; United Press International 1995; College Sports 1995; The Sporting News 1995 (2).

CHARLIE JUSTICE, TAILBACK

Associated Press 1946 (3), 1947 (2), 1948, 1949; United Press 1946 (2), 1948, 1949 (2); NEA 1946 (2), 1947 (2), 1948; Football Coaches 1946 (3), 1948, 1949; Sports Week 1946 (3), 1948; Gridiron Weekly 1946 (2); PIC Scouts 1946 (2); International News Service 1947 (3), 1948, 1949; Central Press 1947 (3), 1948, 1949 (2); All-America Board 1948, 1949; Williamson 1948, 1949; All-Players Team 1948, 1949; The Sporting News 1948, 1949; Paramount 1948, 1949; Bill Stern 1948; Police Gazette 1948, 1949; Football Digest 1948, 1949; Boston Record 1948; College Football Illustrated (Sports Review) 1948, 1949; New York News 1948; Complete Football 1948; Deke Houlgate Team 1948; Football Writers 1948 (2), 1949 (3).

** Justice is also a member of the College Football Hall of Fame and the Helms Hall of Fame.*

BOB LACEY, END

AP 1963; Football Writers 1963; NEA 1963 (2).

JIM LALANNE, BACK

Bill Stern Team 1939 (2); International News Service 1939 (2); NEA 1939 (3); Hearst 1939 (3); Williamson 1939 (3).

AMOS LAWRENCE, TAILBACK

Football News 1980 (3); College & Pro Football Newsweekly 1980 (3).

JIM LECOMPTE, GUARD

NEA 1961 (3).

STEVE MARONIC, TACKLE

Central Press 1938; Eddie Dooley Team 1938; Newsweek 1938 (2); United Press 1938 (2); What's What in Football 1938 (2); NEA 1938 (2); AP 1938 (3); College Humor 1938 (3).

KIVUUSAMA MAYS, LINEBACKER

Associated Press (3) 1997.

DON MCCAULEY, TAILBACK

Associated Press 1970; Football Writers 1970; Football Coaches 1970; Central Press 1970; Walter Camp 1970; Football News 1970; United Press International 1970 (2).

** McCauley is a member of the College Football Hall of Fame.*

CAROLINA'S ALL-AMERICA SELECTIONS



NATRONE MEANS, TAILBACK

Football News 1992 (3)

RANDALL PARSONS, CENTER

Associated Press 1992 (3).

JULIUS PEPPERS, DEFENSIVE END

Associated Press 2000 (2), 2001; Walter Camp 2000 (2), 2001; Football News 2000 (2), 2001; Sporting News 2001, Football Writers 2001; Football Coaches 2001; CNNSI.com 2000, 2001

***Unanimous All-America 2001**

GREG POOLE, DEFENSIVE BACK

Football News 1981 (3).

RAY POOLE, END

Bill Stern Team 1943 (3).

KEN POWELL, END

NEA 1949.

WALT PUPA, FULLBACK

All-Players Team 1947 (3).

RON RUSNAK, OFFENSIVE GUARD

Associated Press 1972; United Press International 1972; Football Writers 1972; Football Coaches 1972; Football News 1972 (2).

JERRY SAIN, OFFENSIVE TACKLE

Football News 1972 (2).

MIKE SALZANO, OFFENSIVE GUARD

Football News 1977 (3).

BRIAN SCHMITZ, PUNTER

The Sporting News, 1999.

PAUL SEVERIN, END

Associated Press 1939, 1940; Williamson 1939, 1940; NEA 1939 (2), 1940; Dr. L.H. Baker Team 1939 (3), 1940; United Press 1939 (3), 1940 (2); What's What in Football 1939 (3), 1940 (2); New York News 1940; Boston Record 1940; Newsweek 1940; Collyer's News Bureau 1940; Bill Stern Team 1940 (2); College Sportswriters 1940 (2); Central Press 1940 (2); International News Service 1940 (2); New York Sun 1940 (2); Bill Cunningham Team 1940 (2); Jim Crowley Team 1940 (2).

BRIAN SIMMONS, OUTSIDE LINEBACKER

Associated Press (2) 1996; The Sporting News (2) 1996; Associated Press 1997; Walter Camp 1997; Football News 1997; The Sporting News (3) 1997.

RYAN SIMS, DEFENSIVE TACKLE

Associated Press (3) 2001

GEORGE STIRNWEISS, BACK

Central Press 1939 (2); NEA 1939 (3); Bill Cunningham Team 1939 (3).

CHAZZ SURRATT, LINEBACKER

Phil Steele 2020 (3); The Sporting News 2020.

RYAN SWITZER, PUNT RETURNER

FWAA 2013; Athlon 2013; ESPN.com 2013; USA Today 2013 (2); CBSsports.com 2013 (2); Football Coaches 2015

LEN SZAFARYN, TACKLE

Football Writers 1948 (2).

LAWRENCE TAYLOR, OUTSIDE LINEBACKER

Associated Press 1980; United Press International 1980; Football Coaches 1980; Football Writers 1980;

The Sporting News 1980; Football News 1980; College and Pro Football Newsweekly 1980; NEA 1980 (2).

***Unanimous All-America in 1980.**

DONNELL THOMPSON, DEFENSIVE TACKLE

Football News 1980 (3).

LANDON TURNER, OFFENSIVE GUARD

Associated Press 2015; Football Writers 2015 (2)

MIKE VOIGHT, TAILBACK

Associated Press 1976 (2); United Press International 1976 (2).

CHARLES WADDELL, TIGHT END

The Sporting News 1974.

BRACEY WALKER, FREE SAFETY

Football Coaches 1993; Football Writers 1993; Scripps Howard News Service 1993; AP 1993 (2); UPI 1993 (2); The Sporting News 1993 (2); Football News (3) 1993.

KEN WILLARD, FULLBACK

Football Coaches 1964 (2).

SYLVESTER WILLIAMS, DEFENSIVE TACKLE

Pro Football Weekly 2012

ART WEINER, END

Football Writers 1948, 1949 (2); New York Sun 1948; United Press 1949; The Sporting News 1948 (2), 1949; New York News 1949; Sports Review 1949; St. Louis Globe-Democrat 1949; Deke Houlgate Team 1949; All-Players Team 1948 (2), 1949 (2); Central Press 1948 (3), 1949 (2); NEA 1948 (3); International News Service 1949 (2); Football Digest 1949 (2); Police Gazette 1949 (2).

*** Weiner is also a member of the College Football Hall of Fame.**

JAVONTE WILLIAMS, RUNNING BACK

Associated Press 2020 (2); CBSsports.com 2020 (2); Phil Steele 2020 (2); Pro Football Focus 2020; Sporting News 2020 (2, ATH).

RON WOOTEN, OFFENSIVE GUARD

Football News 1979 (2), 1980; Walter Camp 1980; NEA 1980; Mizlou 1980; United Press International 1980 (2); College & Pro Football Newsweekly 1980 (2); Associated Press 1980 (3).



Linebacker Brian Simmons was a two-time All-America at UNC, earning consensus first-team honors in 1997.

ALL-AMERICA SELECTIONS BY YEAR

1929	Ray Farris
1933	George Barclay
1934	George Barclay*, Jim Hutchins
1935	Don Jackson
1936	Andy Bershak
1937	Andy Bershak*
1938	Steve Maronic*
1939	George Stirnweiss, Jim Lalanne, Paul Severin*
1940	Paul Severin*
1943	Ray Poole
1946	Charlie Justice
1947	Charlie Justice, Walt Pupa
1948	Charlie Justice*, Art Weiner*, Len Szafaryn
1949	Charlie Justice*, Art Weiner*, Ken Powell*
1950	Irv Holdash*
1958	Al Goldstein*, Phil Blazer
1961	Jim LeCompte
1963	Bob Lacey*
1964	Ken Willard
1969	Ed Chalupka
1970	Don McCauley*
1972	Ron Rusnak*, Jerry Sain
1974	Ken Huff*, Charles Waddell*
1976	Mike Voight, Mark Cantrell
1977	Dee Hardison*, Mike Salzano
1979	Ricky Barden*, Ron Wooten
1980	Ron Wooten*, Amos Lawrence, Donnell Thompson, Lawrence Taylor*, Rick Donnalley
1981	Greg Poole, David Drechsler*
1982	David Drechsler*, William Fuller*
1983	William Fuller*, Brian Blados*, Ethan Horton
1986	Harris Barton*, Derrick Fenner
1987	Carlton Bailey
1988	Jeff Garnica
1989	Pat Crowley*
1990	Kevin Donnalley
1992	Randall Parsons, Natrone Means
1993	Bracey Walker*
1994	Marcus Jones
1995	Marcus Jones*
1996	Dre' Bly*, Greg Ellis, Brian Simmons, Freddie Jones
1997	Dre' Bly*, Greg Ellis*, Brian Simmons*, Kivuusama Mays
1998	Dre' Bly*
1999	Brian Schmitz*
2000	Julius Peppers*
2001	Julius Peppers*, Ryan Sims
2004	Jason Brown
2008	Trimane Goddard
2010	Quinton Coples
2012	Jonathan Cooper*, Giovanni Bernard, Sylvester Williams
2013	Eric Ebron*, Ryan Switzer*
2015	Landon Turner*, Ryan Switzer*
2020	Dyami Brown, Michael Carter, Chazz Surratt*, Javonte Williams
2022	Josh Downs, Cedric Gray

*First-Team selection



FIRST-TEAM ALL-AMERICA SELECTIONS

GEORGE BARCLAY, GUARD, 1934

Barclay was Carolina's first football All-America. The 5-11, 185-pound guard and linebacker was a three-year standout for Chuck Collins and Carl Snavelly. A fine blocker and an extraordinary tackler, Barclay lined up in the offensive interior next to tackle Jim Tatum. He was captain of the 1934 team which went 7-1-1. Barclay later served as head coach at Carolina for three seasons, from 1953 to 1955.

ANDY BERSHAK, END, 1937

A 185-pound end, Bershak was a two-way performer for the Tar Heels. He was a fine receiver, but was even better on defense. He played two years for Carl Snavelly and one for Ray Wolf. Bershak, an honor student, was also a basketball starter. He was selected to the Order of the Golden Fleece and served as president of the Carolina Athletic Association.

STEVE MARONIC, TACKLE, 1938

Maronic was a two-way tackle for the Tar Heels and team co-captain in 1938. He was an "iron man," playing almost 60 minutes in every game that season. He turned in two of his best performances in front of the New York media against NYU at Yankee Stadium and Fordham at the Polo Grounds. Those games solidified his All-America chances. Maronic also was a place-kicker and hit 13 straight PATs in his final season.

PAUL SEVERIN, END, 1939-40

Severin was a two-time All-America selection by the Associated Press (1939 and 1940) and made most of the all-star teams in his senior season. His career was filled with big plays—a touchdown catch to tie Tulane in 1939, two scoring catches against Penn that same season and a touchdown-saving tackle from behind of Duke's great Steve Lach in a 6-3 win over the Blue Devils in 1940.

PAUL SEVERIN - CAREER STATISTICS					
Year	Rec	Yds	Avg	TD	
1938	6	86	14.3	0	
1939	9	137	15.2	5	
1940	15	185	12.3	1	
Totals	30	408	13.6	6	

CHARLIE JUSTICE, HALFBACK, 1948-49

Twice a runner-up for the Heisman Trophy, Justice is rated by many as the best all-around player in the history of Southern football. He was a true triple-threat performer, leading Carolina in rushing, passing and punting from 1946 to 1949. He sparked Tar Heel teams which appeared in the Sugar Bowl twice and the Cotton Bowl once. He was the school's all-time total offense leader with 4,883 yards for

CHARLIE JUSTICE - CAREER STATISTICS

Year	RUSHING				PASSING				YDS	Plays-Total Off.
	Car.	Yds	Avg	TD	Cmp	Att	INT	TD		
1946	131	943	7.2	9	19	50	9	1	274	181-1,217
1947	125	548	4.4	5	27	50	5	6	390	175-938
1948	147	766	5.2	8	62	122	11	12	854	269-1,620
1949	123	377	3.1	6	51	99	7	6	731	222-1,108
Totals	526	2,634	5.0	28	159	321	32	25	2,249	847-4,883

Year	PUNT RETURNS			KICK RETURNS			PUNTING		
	No.	Yds	Avg	No.	Yds	Avg	No.	Yds	Avg
1946	18	228	12.7	10	345	34.5	45	1,796	39.9
1947	24	283	11.8	7	156	22.3	61	2,538	41.6
1948	19	332	17.5	5	141	28.2	62	2,728	44.0
1949	7	123	17.6	9	184	20.4	63	2,777	44.1
Totals	68	966	14.2	31	826	26.6	231	9,839	42.6



Charlie Justice (left) and Art Weiner, both members of the College Football Hall of Fame, helped lead the Tar Heels to back-to-back New Year's Day bowl games in 1949-50.

more than 40 years and still ranks as the Tar Heels' sixth-leading career scorer, eighth-leading rusher and 20th-leading passer. He had a career punting average of 42.6 and averaged 14.2 yards on punt returns and 26.6 yards on kickoff returns. In 1948 he received the national player of the year award from the Washington Touchdown Club and was the recipient of the Walter Camp Memorial Trophy. Justice is a member of the College Football Hall of Fame.

KEN POWELL, DEFENSIVE END, 1949

Powell teamed with Art Weiner to give UNC a formidable pass receiving threat in the post-World War II "Justice Era." He was outstanding in the 1947 Sugar Bowl against Georgia and earned first-team All-America honors at defensive end in 1949 by NEA. That organization named Powell to its All-America Team on defense, the first time it selected All-Americans on both offense and defense. He finished his career with 23 receptions for 324 yards and three touchdowns.

ART WEINER, END, 1948-49

A great all-around end, Weiner led the nation in receiving in 1949 with 52 catches. He had been seventh nationally in receiving the previous year with 31 catches. Until 1997 he held the UNC career record with 18 touchdown receptions. Many remember him best for a game-saving defensive play on the last snap of the 1949 Duke game. Weiner was named the most outstanding lineman in the Senior Bowl. Weiner was inducted into the College Football Hall of Fame in 1992.

ART WEINER - CAREER STATISTICS

Year	Rec	Yds	Avg	TD
1946	3	94	31.3	3
1947	20	396	19.8	2
1948	31	481	15.5	6
1949	52	762	14.7	7
Career	106	1733	16.3	18

IRV HOLDASH, CENTER, 1950

While Carolina's football fortunes slipped in the years immediately following the Charlie Justice Era, Holdash still received national attention for his outstanding play. A center on offense and linebacker on defense, Holdash was a three-year regular who never missed a game during his varsity career. He perhaps sealed All-America honors in 1950 with a sensational performance in a 14-7 loss at Notre Dame. Irish quarterback Bobby Williams called him "the best I've played against."

AL GOLDSTEIN, END, 1958

An outstanding two-way end, Goldstein earned All-America honors in 1958 by making 24 catches for 490 yards, averaging an amazing 20.4 yards per reception. Adept at making the seemingly impossible catch, he had a 68-yard TD reception at Virginia. He also starred defensively and had a 46-yard interception return for a touchdown against Maryland.

AL GOLDSTEIN - CAREER STATISTICS

Year	Rec	Yds	Avg	TD
1957	2	47	23.5	0
1958	24	490	20.4	2
1959	20	328	16.4	2
Career	46	865	18.8	4

BOB LACEY, END, 1963

Lacey led the Atlantic Coast Conference in receiving in 1963 with 48 catches for 533 yards. His pass-catching was a key factor as Carolina rolled to a 9-2 record, defeating Air Force, 35-0, in the Gator Bowl. Lacey was also the team's top receiver in 1962 with 44 catches. He was the first Tar Heel player to have at least 40 catches in two seasons. His career total of 102 receptions is the 10th-best in school history.

BOB LACEY - CAREER STATISTICS

Year	Rec	Yds	Avg	TD
1961	10	161	16.1	0
1962	44	668	15.2	5
1963	48	533	11.1	1
Career	102	1362	13.4	6

DON McCaULEY, HALFBACK, 1970

McCauley shattered the Carolina and the Atlantic Coast Conference record books with a dazzling senior season in 1970. He rushed for 1,720 yards and scored 21 touchdowns, setting marks which still stand. His 1,720 yards was an all-time collegiate high at the time, breaking O.J. Simpson's NCAA record. McCauley led the nation in all-purpose running that season. He was twice the ACC Player of the Year and still ranks fifth in career rushing at UNC. He had a lengthy professional career with the Baltimore Colts. He was inducted into the College Football Hall of Fame in 2002.

DON McCAULEY - CAREER STATISTICS

Year	Rush	Yds	Avg	TD	Rec	Yds	Avg	TD
1968	75	360	4.8	2	23	313	13.6	1
1969	204	1092	5.4	8	14	238	17.0	2
1970	324	1720	5.3	19	15	235	15.7	2
Career	603	3172	5.3	29	52	786	15.1	5

FIRST-TEAM ALL-AMERICA SELECTIONS



Don McCauley is carried off the field by the Kenan Stadium faithful following his legendary final home game performance in 1970. McCauley rushed for 279 yards and scored five touchdowns in a 59-42 win over the Blue Devils.

RON RUSNAK, OFFENSIVE GUARD, 1972

Rusnak was a unanimous All-America selection in 1972 as Carolina posted an 11-1 record. At 6-2 and 220 pounds, he did not have the size to play professional football, but Rusnak was a great college player. He was a two-time All-Atlantic Coast Conference choice, starting on teams which combined for a 20-4 record. In 1972 he won the Jacobs Blocking Trophy as the best blocker in the ACC.

KEN HUFF, OFFENSIVE GUARD, 1974

Huff was a key man on one of the most explosive units in Carolina history. He was the leader of an offensive line which helped the Tar Heels accumulate 4,691 yards, at the time a school record, in 1974. The 6-4, 255-pound Huff won the Jacobs Blocking Trophy as the best blocker in the Atlantic Coast Conference. Sparked in great part by his play up front, the Tar Heels had two backs rush for over 1,000 yards in the same season. Huff was the third player selected in the NFL Draft by the Baltimore Colts.

CHARLES WADDELL, TIGHT END, 1974

Waddell rates as one of the best all-around athletes in Carolina history. He won three football letters, two in basketball and one in track. Not only was he a fine receiver at tight end, but he was also a dynamic blocker. He set a school single-game record in 1974 with three touchdown catches against Clemson. He had 41 career catches for 518 yards and seven TDs. His professional career was cut short by a knee injury.

CHARLES WADDELL - CAREER STATISTICS

Year	Rec	Yds	Avg.	TD
1972	3	70	23.3	1
1973	21	242	11.5	3
1974	17	206	12.1	3
Career	41	518	12.6	7

DEE HARDISON, DEFENSIVE TACKLE, 1977

A two-time All-Atlantic Coast Conference selection, Hardison played on one of the top defensive teams in Carolina history. UNC led the nation in scoring defense in 1977, giving up just 7.4 points a game. The Tar Heels led the ACC in total, rushing, passing and scoring defense. A big reason was the play of Hardison, a 6-3, 252-pound tackle who dominated the line of scrimmage all season. After leaving Carolina he began a lengthy NFL career with the Buffalo Bills.

RICKY BARDEN, DEFENSIVE BACK, 1979

One of the top defensive backs in Carolina history, Barden was a repeat All-Atlantic Coast Conference selection in 1978 and 1979. Barden made nine career interceptions. He started at cornerback for two years and then was shifted to strong safety for his final year where he broke up nine passes and was the third-leading tackler on the team. His 156 yards on interception returns are the third-most in school history.

LAWRENCE TAYLOR, OUTSIDE LINEBACKER, 1980

From midway in his junior season until the end of his senior year in 1980, Taylor dominated the football field as few defensive players ever had. Now regarded as the finest outside linebacker in the history of the game, Taylor had a remarkable senior season which featured a school-record 16 quarterback sacks and six other tackles for losses. In Carolina's only close games in an 11-1 season, Taylor made the game-saving defensive plays against Texas Tech and Clemson. He was a runaway selection as ACC Player of the Year.

LAWRENCE TAYLOR - CAREER STATISTICS

(Defensive Statistics Not Kept Until 1978)									
Year	Pri	A	Hits	FC	FR	TFL	QB	INT	
1978	18	10	28	0	0	0	0	0	0
1979	80	15	95	7	0	11-70	5-51	1	1
1980	55	14	69	3	3	22-149	16-127	0	0

RON WOOTEN, OFFENSIVE GUARD, 1980

Wooten won the Jacobs Blocking Trophy in 1980 as the best blocker in the Atlantic Coast Conference. He was the leading vote-getter in the offensive line on the All-ACC team. He was one of the leaders of an offensive line which helped the Tar Heels lead the ACC in total offense and which also helped produce two 1,000-yard backs. He went on to become a starting guard with New England in the NFL.

DAVID DRECHSLER, OFFENSIVE GUARD, 1981-82

Drechsler became Carolina's first two-time All-America since Charlie Justice and Art Weiner when he earned first-team honors in 1981 and 1982. He played every position in the offensive interior during his Carolina career, but settled in at guard. The 6-4, 253-pound Drechsler played on Tar Heel teams which were 37-10-1 and were unbeaten in four bowl games. He also was the winner of a postgraduate scholarship from the NCAA. Drechsler went on to become a starter with the Green Bay Packers until a back injury forced him to give up the game.

WILLIAM FULLER, DEFENSIVE TACKLE, 1982-83

Fuller is one of just six Carolina players to win first-team All-America honors twice. Although powerfully built at 6-3 and 250 pounds, Fuller's greatest asset was his quickness. He used that quickness to make 13 tackles for losses and six sacks in 1982 and 17 tackles for losses with five sacks the following year. He was the only unanimous choice on the 1983 All-ACC team and is one of just three defensive linemen ever to make All-ACC for three straight years.

WILLIAM FULLER - CAREER STATISTICS

Year	Pri	A	Hits	FC	FR	TFL	QB	PBU
1980	0	1	1	0	0	0	0	0
1981	60	24	84	2	1	22-87	9-66	2
1982	43	16	59	2	1	13-85	6-70	3
1983	54	27	81	0	1	22-81	5-46	4
Career	157	68	225	4	3	57-253	20-182	9

BRIAN BLADOS, OFFENSIVE TACKLE, 1983

When two Carolina tailbacks ran for over 1,000 yards in 1983, much of that yardage came behind Blados. The 6-6, 305-pound left tackle dominated the line of scrimmage as Carolina set a school total offense record and finished seventh nationally in yardage. Blados was named on 90 of 100 ballots in voting for the All-Atlantic Coast Conference team. He was a first round choice by the Cincinnati Bengals in the NFL Draft.

HARRIS BARTON, OFFENSIVE TACKLE, 1986

Barton was a four-year starter for the Tar Heels, first at center and then at tackle. With so many teams playing even-man front defenses, Barton was moved to tackle in 1984 to take better advantage of his skills. He excelled at left tackle, the key blocking spot in the Carolina passing game. As a senior, he led an offensive line which helped the Tar Heels rank first in the Atlantic Coast Conference and sixth nationally in total offense. An excellent student, he was chosen for a post-graduate scholarship by the National Football Foundation and was a first-round selection in the NFL Draft.

PAT CROWLEY, OFFENSIVE GUARD, 1989

Crowley was a standout offensive guard and a leader of the first of Mack Brown's teams. He won first-team All-Atlantic Coast Conference honors in



FIRST-TEAM ALL-AMERICA SELECTIONS

1987, 1988 and 1989 and became only the second offensive lineman in conference history to win three all-league honors (Virginia's Jim Dombrowski was the other). He started every game in his college career and helped open the way for a pair of 1,000-yard backs (Derrick Fenner in 1986 and Kennard Martin in 1988). He is one of three Tar Heels to be named first-team All-ACC in three seasons.

BRACEY WALKER, FREE SAFETY, 1993

The first Carolina defensive back to ever receive first-team All-America honors by a major organization, Walker burst onto the scene in 1992 when he was one of the stars of the Peach Bowl win over Mississippi State. Walker blocked two punts in that game, returned one of them for a tying touchdown and set up the game-winning interception with a jarring collision. He was the Defensive MVP of the Peach Bowl. In 1993 he led the Tar Heels with 100 tackles and was the co-leading vote-getter on the All-ACC first team defense. He also blocked four more punts, two of which were recovered in the end zone by Carolina, and was named the National Special Teams Player of the Year by Sports Illustrated.

BRACEY WALKER - CAREER STATISTICS						
Year	Pri	A	Hits	FC	PBU	INT
1990	24	18	42	2	0	0
1991	13	12	25	0	3	0
1992	50	46	96	0	4	3
1993	46	54	100	3	7	1
Totals	133	130	263	5	14	4

MARCUS JONES, DEFENSIVE TACKLE, 1995

Jones became the first Tar Heel to earn consensus first-team All-America honors since Harris Barton in 1986 and the first defensive lineman since William Fuller in 1982-83. Jones had 25 career sacks and finished with 222 tackles. That included 46 behind the line of scrimmage. He broke Lawrence Taylor's school record for sacks and held that mark until Greg Ellis broke the record in 1997. He was named the Atlantic Coast Conference Defensive Player of the Year in 1995 and earned first-team All-ACC honors for the second straight season. He became the first Tar Heel defender to repeat all-conference selections since Tim Goad in 1986-87. As a senior he had a career-high 94 tackles, despite facing constant double- and triple-team efforts. He registered an ACC-leading 19 tackles for losses for 74 yards, seven of which were quarterback sacks. He was hampered in the first half of the season by a knee sprain. Over the last five weeks, however, he averaged 10.8 tackles per game and had 16 tackles for losses for 65 yards, including six sacks for 41 yards, and pressured the quarterback 13 times. Quite fittingly, Jones capped his career by sacking Arkansas quarterback Barry Lunney on the Razorbacks' final offensive play in Carolina's 20-10 win in the 1995 Carquest Bowl.

MARCUS JONES - CAREER STATISTICS						
Year	Pri	A	Hits	TFL	QB	Pres
1992	10	6	16	4-6	1-1	1
1993	30	20	50	10.5-89	8.5-76	15
1994	39	23	62	12.5-56	7.5-44	21
1995	53	41	94	19-74	7-48	20
Totals	132	90	222	46-225	24-169	57

DRE' BLY, CORNERBACK, 1996-97

The first freshman in ACC history to earn consensus first-team All-America honors, Bly became just the fifth freshman in NCAA history to be named to the Associated Press All-America first team in 1996. He was also a first-team All-America selection by the Walter Camp Football Foundation, the Football Writers Association of America, The Sporting News and Athlon Sports and a finalist for the Thorpe Award as the National Defensive Back of the Year. He earned ACC first-team honors and was the league's Rookie of the Year. He is the only UNC freshman to earn first-team All-America honors. He made two second-half interceptions, broke up two passes and had seven tackles against West Virginia in the 1997 Gator Bowl. Bly led the nation in interceptions and interceptions per game. He set an ACC single-season interceptions record with 11, one more than Bob Sullivan of Maryland had in 10 games in 1965. The Chesapeake, Va. native had three multi-interception games. In 1997, Bly became the first player in UNC history to repeat consensus first-team All-America honors. He had five interceptions, including one he returned for a touchdown in a comeback win over Virginia. In 1998, he set the ACC all-time record with his 20th interception (not counting the two he had in the Gator Bowl). He was named first-team All-America by the Walter Camp Foundation. Bly is the only player in ACC history to earn first-team All-America honors on three occasions.

DRE' BLY - CAREER STATISTICS						
Year	Pri	A	Hits	INT	PBU	
1996	24	8	32	11	13	
1997	17	9	26	5	4	
1998	31	13	44	4	10	
Totals	72	30	102	20	27	

GREG ELLIS, DEFENSIVE END, 1997

A defensive end from 1994-97, Ellis is the Tar Heels' career leader in quarterback sacks. The Wendell, N.C., native had 32.5 sacks for 253 yards in his career. He anchored a defense that was second in the country in total yards allowed in each of his final two seasons. Carolina posted a 21-3 record in that span and had consecutive Top 10 finishes in the polls. Ellis is one of only four players in Carolina football history to be named first-team All-ACC three times. He was voted by his teammates as a team captain and the best overall senior. He was the eighth selection in the first round of the 1998 NFL Draft by the Dallas Cowboys.

GREG ELLIS - CAREER STATISTICS						
Year	T	A	Hits	Pres	TFL	QB
1994	13	11	24	2	5-29	4-27
1995	38	33	71	11	9-64	7-62
1996	36	26	62	38	18-121	12.5-99
1997	47	40	87	32	18-79	9-65
Totals	134	110	244	83	50-293	32.5-253

BRIAN SIMMONS, OUTSIDE LINEBACKER, 1997

An outside linebacker from 1994-97, Simmons was a major contributor in Carolina's rise to the Top 10 in his final two seasons. A first-round draft selection of the Cincinnati Bengals, Simmons had 317 tackles over his last three seasons. He was named first-team All-America as a senior by the Associated Press, Walter Camp Foundation and Football News and was a first-team All-ACC selection and second-team AP All-America as a junior. The New Bern, N.C., native finished his career with 36 tackles for losses and 11 sacks.



A 10-year veteran with the Dallas Cowboys and the 2007 NFL Comeback Player of the Year, Greg Ellis set the career sacks record at North Carolina from 1994-97.

BRIAN SIMMONS - CAREER STATISTICS						
Year	T	A	Hits	Pres	TFL	QB
1994	14	9	23	1	3-11	1-4
1995	59	54	113	5	11-25	5-14
1996	41	44	85	12	9-41	2-20
1997	60	59	119	17	13-27	3-14
Totals	174	166	340	35	36-104	11-52

BRIAN SCHMITZ, PUNTER, 1999

Schmitz was named a first-team All-America in 1999 after averaging 47.8 yards per kick, an ACC and UNC record. He led the ACC and ranked second in the nation in punting average. Schmitz also set the ACC career record for punting average at 44.4 yards per kick. He had at least one 50-yard punt in all 11 UNC games in 1999 and 32 kicks of over 50 yards. He had 63 punts of 40 yards or more in 72 attempts on the season. Schmitz and backup punter Derrick DePriest combined to establish an NCAA single-season record for team punting average at 47.7 yards.

BRIAN SCHMITZ - CAREER STATISTICS						
Year	Punts	Yds	Avg	Blk	LP	Inside 20
1996	2	60	30.0	0	44	0
1997	57	2278	40.0	4	57	16
1998	75	3357	44.8	2	62	17
1999	74	3538	47.8	0	72	18
Totals	208	9233	44.4	6	72	51

JULIUS PEPPERS, DEFENSIVE END, 2000-01

One of the top two-sport athletes in Carolina history, Peppers became the first Tar Heel defensive player to win a national college football award by winning both the Lombardi Award as the nation's top lineman and the Bednarik Award as the nation's top defensive player. In just three seasons, Peppers finished second at Carolina in career sacks and tackles for loss. In 2000, he led the nation with 15 sacks and established a school record with 24 tackles for losses. The following year, Peppers led a defense that finished first in the ACC and 15th in the nation in total defense. He became just the

FIRST-TEAM ALL-AMERICA SELECTIONS



Defensive end Julius Peppers earned consensus All-America honors in 2001 and was the winner of the Lombardi Trophy.

second Tar Heel and the first since Lawrence Taylor to earn unanimous All-America honors. A forward on Carolina's basketball team, Peppers averaged 7.1 points and 4.0 rebounds to help the Tar Heels claim a share of the 2001 regular-season ACC championship. He was the second overall pick in the 2002 NFL Draft by the Carolina Panthers.

JULIUS PEPPERS - CAREER STATISTICS

Year	Pri	A	Hits	FC	FR	TFL	QB
1999	38	12	50	1	1	10-47	6-36
2000	44	20	64	3	1	24-146	15-117
2001	46	17	63	1	0	19-74	9.5-56
Totals	128	49	167	5	2	53-267	30.5-209

JONATHAN COOPER, OFFENSIVE GUARD, 2012

The most decorated offensive lineman in UNC history, Jonathan Cooper was a dominant force at left guard from 2009-12. He earned consensus All-America honors as a senior in 2012. He also captured the ACC Jacobs Blocking Trophy and was one of three finalists for the Outland Trophy, which is presented annually to the nation's top interior lineman. In doing so, he became the first Tar Heel to ever be a finalist for the award. He was a three-time All-ACC selection, earning first-team honors in 2012. A standout student off the field, Cooper earned an honorary postgraduate scholarship from the ACC and was named to the league's All-Academic Team. Cooper finished his career with 48 starts.

RYAN SWITZER, PUNT RETURNER, 2013; ALL-PURPOSE, 2015

In 2013, Ryan Switzer became the first Carolina true freshman in program history to earn first-team All-America honors. Switzer emerged as one of the nation's elite punt returners in his first season at Carolina. The Charleston, W.Va., product tied the NCAA single-season record with five punt return touchdowns. He also became just the second player in NCAA history to return a punt for a score in three consecutive games. Switzer set the UNC single-season record for punt return yards per game at 20.9



Jonathan Cooper earned consensus first-team All-America honors at offensive guard in 2012 and was the No. 7 overall pick in the 2013 NFL Draft.

with a school-record 502 yards on just 24 returns. He repeated as a first-team All-America selection after an outstanding season as a wideout and punt returner. He tied for the team lead with 55 receptions and returned two punts for touchdowns.

ERIC EBRON, TIGHT END, 2013

Tight end Eric Ebron earned first-team All-America honors from ESPN.com in 2013 after setting single-season school records for receptions (62) and yards (973) by a tight end. His 973 receiving yards are also an ACC record by a tight end.

ERIC EBRON - CAREER STATISTICS

Year	Rec.	Yards	Avg.	TD	LP
2011	10	207	20.7	1	47
2012	40	625	15.6	4	49
2013	62	973	15.7	3	79
Totals	112	1,805	16.1	8	79

LONDON TURNER, OFFENSIVE GUARD, 2015

A four-year starter at guard, Landon Turner had an outstanding career at UNC and earned first-team All-America honors as a senior on a team that went 11-3, won the Coastal Division and played in the program's first-ever ACC Championship Game. Turner played in 52 games and made 42 career starts. As a senior, he was named ACC Offensive Lineman of the Week four times and graded out at 90 percent or better in 11 of 14 contests. A captain in 2015, he led an offensive line that helped pave the way for Carolina to rush for more than 220 yards per game and set more than 50 offensive school records.

CHAZZ SURRATT, LINEBACKER, 2020

The converted quarterback turned standout linebacker earned first-team All-America plaudits in his senior season that saw the program play in the Orange Bowl for the first time. As a senior, Surratt finished with 91 tackles, six sacks, 7.5 tackles for loss and an interception.



Ryan Switzer became the first true freshman in school history to earn first-team All-America honors. He returned an NCAA-record five punts for touchdowns in 2013.

FIRST-TEAM ALL-AMERICA SELECTIONS

George Barclay, Guard	1934
Ricky Barden, Defensive Back	1979
Harris Barton, Offensive Tackle	1986
Andy Bershak, End	1937
Brian Blados, Offensive Tackle	1983
Dre' Bly, Cornerback	1996-97-98
Jonathan Cooper, Guard	2012
Pat Crowley, Guard	1989
Dave Drechsler, Guard	1981-82
Eric Ebron, Tight End	2013
Greg Ellis, Defensive End	1997
William Fuller, Defensive Tackle	1982-83
Al Goldstein, End	1958
Dee Hardison, Defensive Tackle	1977
Irv Holdash, Center	1950
Ken Huff, Guard	1974
Marcus Jones, Defensive Tackle	1995
Charlie Justice, Halfback	1948-49
Bob Lacey, End	1963
Steve Maronic, Tackle	1938
Don McCauley, Halfback	1970
Julius Peppers, Defensive End	2000-01
Ken Powell, Defensive End	1949
Ron Rusnak, Guard	1972
Brian Schmitz, Punter	1999
Paul Severin, End	1939-40
Brian Simmons, Linebacker	1997
Chazz Surratt, Linebacker	2020
Ryan Switzer, Punt Returner/All-Purpose	2013, 2015
Lawrence Taylor, Linebacker	1980
Landon Turner, Guard	2015
Bracey Walker, Safety	1993
Charles Waddell, Tight End	1974
Art Weiner, End	1948-49
Ron Wooten, Guard	1980

CHAZZ SURRATT - CAREER STATISTICS

Year	S-A-T	TFL	SACKS	INT	FF/FR
2017	1-0-1	0-0	0-0	0	0/0
2019	66-49-115	15-57	6.5-44	1	1/1
2020	49-42-91	7.5-53	6.51	1	1/1
Totals	116-91-207	22.5-110	12.5-95	2	2/2

NATIONAL FOOTBALL FOUNDATION COLLEGE HALL OF FAME

(players)	At UNC	Inducted
Charlie Justice	1946-49	1961
Art Weiner	1946-49	1992
Don McCauley	1968-70	2001
Dre' Bly	1996-98	2014
William Fuller	1980-83	2016
Harris Barton	1983-86	2021
(coaches)		
Carl Snaveley	1934-1935, 1945-1952	1965
Jim Tatum	1942, 1956-58	1984
Mack Brown	1988-97, 2019-present	2018

LOMBARDI AWARD

(First presented in 1970 to honor the outstanding college lineman of the year by the Rotary Club of Houston, Texas)

Greg Ellis	1997	Finalist
Lawrence Taylor	1980	Semifinalist
Julius Peppers	2001	Winner

HEISMAN TROPHY

(Presented to the most outstanding player in college football by the Downtown Athletic Club of New York City.)

Charlie Justice	1948	2nd
Charlie Justice	1949	2nd
Don McCauley	1970	9th
Mike Voight	1976	8th
Julius Peppers	2001	10th
Drake Maye	2022	10th

OUTLAND TROPHY

(Presented to the nation's top collegiate interior lineman by the Football Writers Association of America)

Jonathan Cooper	2012	Finalist
-----------------	------	----------

DOAK WALKER AWARD

(Presented to the nation's premier collegiate running back by the SMU Athletic Forum)

Giovani Bernard	2012	Semifinalist
Javonte Williams	2020	Semifinalist

NAGURSKI AWARD

(Presented to the nation's top collegiate defensive player by the Football Writers Association and the Charlotte, N.C., Touchdown Club)

Dre' Bly	1997	Finalist
Julius Peppers	2001	Finalist

CHEVROLET NATIONAL DEFENSIVE PLAYER OF THE YEAR

Julius Peppers	2001	Winner
----------------	------	--------

BEDNARIK AWARD

(Presented to the nation's top collegiate defensive player by the Maxwell Memorial Football Club of Philadelphia. Named after consensus All-America Chuck Bednarik.)

Julius Peppers	2001	Winner
----------------	------	--------

THORPE AWARD

(Presented to the nation's best collegiate defensive back by the Jim Thorpe Athletic Club of Oklahoma City.)

Dre' Bly	1996	Finalist
Dre' Bly	1997	Finalist
Trimane Goddard	2008	Semifinalist

LOTT IMPACT AWARD

(Presented to college football's defensive best in character and performance.)

Chazz Surratt	2020	Semifinalist
---------------	------	--------------

DAVE RIMINGTON AWARD

(Presented to the nation's top center)

Jason Brown	2004	Finalist
-------------	------	----------

PAUL HORNUNG AWARD

(Presented to the nation's most versatile player)

Michael Carter	2020	Finalist
----------------	------	----------

BILETNIKOFF AWARD

(Presented to the nation's outstanding FBS receiver)

Dyami Brown	2020	Semifinalist
Josh Downs	2021	Semifinalist
Josh Downs	2022	Semifinalist

THE MANNING AWARD

(Presented to the nation's top collegiate QB)

Sam Howell	2020	Finalist
Drake Maye	2022	Finalist

DAVEY O'BRIEN AWARD

(Presented to the nation's top collegiate QB)

Chris Keldorf	1996	Semifinalist
Mitch Trubisky	2016	Semifinalist
Sam Howell	2020	Semifinalist
Drake Maye	2022	Semifinalist

JOHNNY UNITAS AWARD

(Presented to the nation's top collegiate QB)

Mitch Trubisky	2016	Finalist
----------------	------	----------

BUTKUS AWARD

(Presented to the nation's best collegiate linebacker by the Downtown Athletic Club of Orlando, Fla. The award is named after two-time All-America linebacker Dick Butkus)

Brian Simmons	1996	Semifinalist
Brian Simmons	1997	Semifinalist
Kivuusama Mays	1997	Finalist
Quan Sturdivant	2009	Semifinalist
Bruce Carter	2010	Finalist
Chazz Surratt	2020	Semifinalist

MACKEY AWARD

(Presented to the nation's top collegiate tight end. Named after John Mackey, the first tight end inducted into the Pro Football Hall of Fame.)

Alge Crumpler	2000	Finalist
Eric Ebron	2013	Finalist

LOU GROZA AWARD

(Presented to the nation's top collegiate place-kicker by the Palm Beach County Sports Commission in conjunction with the Orange Bowl Committee. Named after All-Pro kicker Lou Groza)

Jeff Reed	2000	Semifinalist
Connor Barth	2007	Semifinalist
Casey Barth	2012	Semifinalist
Nick Weiler	2015	Semifinalist

MAXWELL AWARD

(Presented to the nation's best player)

Charlie Justice	1948	Winner
Sam Howell	2020	Semifinalist
Javonte Williams	2020	Semifinalist
Drake Maye	2022	Semifinalist



Defensive end Julius Peppers captured the Lombardi Award as the nation's top lineman in 2001.



Offensive guard Jonathan Cooper at the 2012 Home Depot College Awards Show.

FOOTBALL NEWS NATIONAL DEFENSIVE PLAYER OF THE YEAR

Marcus Jones	1995	Finalist
Julius Peppers	2001	Finalist

FOOTBALL NEWS NATIONAL OFFENSIVE PLAYER OF THE YEAR

Leon Johnson	1996	Semifinalist
--------------	------	--------------

#99 George Barclay*	#71 Marcus Jones
#59 Andy Bershak*	#87 Greg Ellis
#46 Bill Sutherland*	#41 Brian Simmons
#22 Charlie Justice*	#31 Dre' Bly
#50 Art Weiner*	#49 Julius Peppers
#10 Danny Talbott	#44 Kelvin Bryant
#23 Don McCauley	#67 Harris Barton
#62 Ron Rusnak	#60 Brian Blados
#68 Ken Huff	#25 Irv Holdash
#44 Mike Voight	#85 Bob Lacey
#71 Dee Hardison	#20 Amos Lawrence
#98 Lawrence Taylor	#87 Paul Severin
#95 William Fuller	#64 Jonathan Cooper
#12 Ethan Horton	*retired jersey

Twenty-seven former University of North Carolina football players have been honored in a special fashion as their names and jersey numbers have been honored in Kenan Stadium. The men include five who have already had their jersey numbers retired, Carolina's consensus first-team All-Americans and any athlete who was named Atlantic Coast Conference Player of the Year. Consensus All-Americans are those players who made the majority of the first-team selections in any given year. In 2003, the Athletics Council and Athletic Director Dick Baddour voted to also honor five first-team Associated Press All-Americans and two players who were among the ACC's greatest 50 football players.

GEORGE BARCLAY #99

A guard and linebacker from 1932 to 1934, whose number has been retired. He was the school's first football All-America and is a member of the state of North Carolina's Sports Hall of Fame. A guard and linebacker at 5-11, 185 pounds, Barclay was a standout for three seasons under coaches Chuck Collins and Carl Snavelly. A tremendous blocker and ferocious tackler, he was captain of the 1934 team that went 7-1-1. Barclay later served as UNC's head coach from 1953 until 1955.

ANDY BERSHAK #59

A great two-way end from 1935 to 1937 who was a consensus All-America in 1937. His number also has been retired. Bershak was a brilliant defender and his team's top receiver. He also was a starter on the basketball team and an honor student. Bershak was selected to the Order of the Golden Fleece and served as president of the Carolina Athletic Association.

BILL SUTHERLAND #46

A blocking back on the 1946 Sugar Bowl team, whose number has been retired. He died in an auto accident after his freshman year, stunning his teammates and Coach Carl Snavelly. Sutherland was named one of the Tar Heels' three captains for what would have been his sophomore season and Snavelly worked to ensure that his number would be retired.

CHARLIE JUSTICE #22

One of the most famous and popular athletes in the history of the state. Justice was a consensus All-America and twice runner-up for the Heisman Trophy. During his four seasons, 1946-49, Carolina went to the Sugar Bowl twice and the Cotton Bowl once. A single-wing tailback, he still holds many of the school's total offense records. In addition, he was a sensational punter and kick returner. He was the 1948 National Player of the Year.

ART WEINER #50

An outstanding two-way end from 1946 to 1949, whose number has been retired. Weiner won All-America honors in 1948 and 1949 and was the nation's leading receiver as a senior. He teamed with the legendary Charlie Justice to form perhaps the most potent offensive duo in school history. Voted the top lineman in the Senior Bowl, Weiner is a member of the National Football Hall of Fame. He is still ninth in UNC receptions with 106.

DANNY TALBOTT #10

A star quarterback from 1964 to 1966 and the 1965 ACC Player of the Year under head coach Jim Hickey. Talbott led the league in total offense and scoring that season. He had 318 yards of total offense in one game against Georgia, at the time a school record.

DON McCAULEY #23

The ACC Player of the Year as a junior and senior and a consensus All-America in 1970, his final season. McCauley was the first of Carolina's 23 backs to rush for 1,000 yards. He twice led the ACC in rushing with 1,092 yards in 1969 and 1,720 in 1970. That latter total at the time broke O.J. Simpson's single-season NCAA record. He also led the nation in all-purpose running as a senior and his 126 points that year still is the league record.

RON RUSNAK #62

An offensive guard on three bowl teams from 1970 to 1972 who won unanimous All-America honors in his senior season. At 6-2, 220 pounds, Rusnak wasn't as big as some linemen, but had great technique. He was the cornerstone of the offensive front on the 1972 team, which went 11-1. Rusnak was a two-time All-Atlantic Coast Conference choice on teams which combined for a 20-4 record. He won the Jacobs Blocking Trophy in 1972 as the best blocker in the ACC.

KEN HUFF #68

A three-year starter at offensive guard from 1972 to 1974 and a consensus All-America as a senior. Huff was a dynamic blocker at 6-4 and 250 pounds. He was the key figure on the 1974 line which helped Carolina boast a pair of 1,000-yard backs and lead the ACC in total offense, rushing and scoring. Led by Huff, UNC accumulated 4,691 yards, at the time a school record. The Tar Heels were fifth nationally in total offense and ninth in scoring that season. Huff won the Jacobs Blocking Trophy as the best blocker in the Atlantic Coast Conference and was the third player selected overall in the 1974 NFL Draft by the Baltimore Colts.

MIKE VOIGHT #44

A hard-running tailback from 1973 to 1976 who was the ACC Player of the Year as both a junior and senior. Voight is second in Carolina history in rushing with 3,971 yards and fifth in scoring with 254 points. He had three 1,000-yard seasons and twice was the top ground-gainer in the ACC. In 1976 he scored 110 points and ran for 1,407 yards, including 261 in his final game — a dramatic 39-38 shootout with Duke.

DEE HARDISON #71

A defensive tackle from 1974 to 1977 and a consensus All-America as a senior. Hardison was the star of one of Carolina's greatest defenses in his final year. He dominated the line of scrimmage all season long as the Tar Heels led the nation in scoring defense in 1977, giving up just 7.4 points a game. Carolina also topped the ACC in total, rushing and pass defense that year. No team would lead the league in all four again until Florida State in its 1993 national championship season.

LAWRENCE TAYLOR #98

An outside linebacker from 1977 to 1980 who is regarded as the greatest player of all time at that position. Taylor was a consensus All-America and the ACC Player of the Year in 1980. He had a Carolina-record 16 quarterback sacks that season for losses totaling 127 yards. Sparked by his play, the Tar Heels went 11-1 in 1980 and won the ACC championship.

WILLIAM FULLER #95

A defensive lineman from 1980 to 1983 who was a consensus All-America as a senior. Also honored as a first-team All-America as a junior, he is one of only six Tar Heel players to be named first-team All-America twice. Fuller, who utilized his tremendous quickness to slice through offensive lines, had 22 tackles for losses in both 1981 and 1983. He is one of only three defensive linemen ever to make the All-ACC team three times.

ETHAN HORTON #12

The Associated Press ACC Player of the Year as a senior, Horton rushed for 1,247 yards in 1984 after a 1,107-yard performance in 1983. He was named the game's co-MVP in UNC's 1981 Gator Bowl win over Arkansas and was the MVP of the 1982 Sun Bowl.

MARCUS JONES #71

A defensive end/tackle from 1992 to 1995 who was a consensus All-America and the ACC Defensive Player of the Year as a senior. Jones had 24 career quarterback sacks to break Lawrence Taylor's school record. A two-time first-team All-ACC selection, Jones led a Tar Heel defense which had the ACC's No. 1 rated total defense in 1995. He finished his career with 222 tackles, including 46 for losses. Jones helped Carolina to four straight bowl invitations and wins in the 1993 Peach and 1995 Carquest Bowls.

GREG ELLIS #87

A defensive end from 1994 to 1997, Ellis is UNC's all-time leader in quarterback sacks. The Wendell, N.C., native had 32.5 sacks for 253 yards in his career. He anchored a defense that was second in the country in total yards in each of his final two seasons. Carolina posted a 21-3 record in that span and had consecutive Top 10 finishes in the polls. Ellis is one of only four players in Carolina football history to be named first-team All-ACC three times. He was voted by his teammates as a team captain and the best overall senior. He was the eighth selection in the first round of the 1998 NFL Draft by the Dallas Cowboys.

BRIAN SIMMONS #41

An outside linebacker from 1994 to 1997, Simmons was a major contributor in Carolina's rise to the Top 10 in his final two seasons. A first-round draft selection of the Cincinnati Bengals in '97, Simmons had 317 tackles over his last three seasons. He was named first-team All-America as a senior by the Associated Press, Walter Camp Foundation and Football News and was a first-team All-ACC selection and second-team AP All-America as a junior. The New Bern, N.C., native finished his career with 36 tackles for losses and 11 sacks.

DRE' BLY #31

The Chesapeake, Va., native is the only player in Atlantic Coast Conference history to earn first-team All-America honors in three different seasons. Bly became the first freshman defensive player in college football history to earn consensus first-team All-America honors in 1996. When he repeated consensus honors in 1997, he became the first two-time consensus All-America in UNC football history. In 1998, he set the all-time ACC record for interceptions with 20 and was named first-team All-America by the Walter Camp Foundation. Bly led the nation as a freshman with 11 interceptions in the regular season and added two more pass thefts in the Gator Bowl win over West Virginia. Bly was named first-team All-America in 1996 by the Associated Press, The Sporting News, the Football Writers and the Walter Camp Foundation. In 1997, Bly added five more interceptions and was named All-America by the Associated Press, the Walter Camp Foundation, the Football Writers and Football News.

JULIUS PEPPERS #49

A unanimous All-America selection in 2001, Peppers won the 2001 Lombardi Award as the nation's top lineman. He also won the Chuck Bednarik Award as the nation's top overall defensive player, earned All-America honors in 2000 and was a two-time first-team All-ACC selection. Peppers ranks second at UNC and sixth in the ACC in career sacks, despite playing just three seasons. He led the nation with 15 sacks as a junior. One of the top two-sport athletes in ACC history, Peppers was a forward on UNC's basketball team where he helped the Tar Heels advance to the 2000 Final Four and earn a share of the 2001 ACC regular season title.

KELVIN BRYANT #44

A three-time first-team All-ACC tailback, Bryant ranks fourth at UNC with 3,267 rushing yards. He had three consecutive 1,000-yard rushing seasons from 1980-82. Despite injuries, he had 1,015 yards in seven games in 1981. He rushed for more than 100 yards in a game on 19 occasions and scored six touchdowns in a game against East Carolina in 1981. Bryant holds the NCAA record for most touchdowns scored in two and three consecutive games (11 and 15, respectively). He played eight years of professional football.

HARRIS BARTON #67

Barton was a four-year starter for the Tar Heels, first at center and then at tackle. With so many teams playing even-man front defenses, Barton was moved to tackle in 1984 to take better advantage of his skills. He excelled at left tackle, the key blocking spot in the Carolina passing game. As a senior, he led an offensive line which helped the Tar Heels rank first in the Atlantic Coast Conference and sixth nationally in total offense. An excellent student, he was chosen for a post-graduate scholarship by the National Football Foundation and was a first-round selection in the NFL draft.

BRIAN BLADOS #60

When two Carolina tailbacks ran for over 1,000 yards in 1983, much of that yardage came behind Blados. The 6-6, 305-pound left tackle dominated the line of scrimmage as Carolina set a school total offense record and finished seventh nationally in yardage. Blados was named on 90 of 100 ballots in voting for the All-Atlantic Coast Conference team. He was a first round choice by the Cincinnati Bengals in the NFL Draft.

IRV HOLDASH #25

While Carolina's football fortunes slipped in the years immediately following the Charlie Justice Era, Holdash still received national attention for his outstanding play. A center on offense and linebacker on defense, Holdash was a three-year regular who never missed a game during his varsity career. He perhaps sealed All-America honors in 1950 with a sensational performance in a 14-7 loss at Notre Dame. Irish quarterback Bobby Williams called him "the best I've played against."

BOB LACEY #85

Lacey led the Atlantic Coast Conference in receiving in 1963 with 48 catches for 533 yards. His pass-catching was a key factor as Carolina rolled to a 9-2 record, defeating Air Force, 35-0, in the Gator Bowl. Lacey was also the team's top receiver in 1962 with 44 catches. He was the first Tar Heel player to have at least 40 catches in two seasons. His career total of 102 receptions is the 10th-best in school history.

AMOS LAWRENCE #20

The only ACC player and one of only seven players in college football history to rush for 1,000 yards in four consecutive seasons, Lawrence holds the UNC career record and is second in ACC history with 4,391 yards rushing. He rushed for more than 100 yards in a game on 25 occasions and his 286 yards rushing vs. Virginia in 1977 was NCAA freshman rushing record at the time. Lawrence was named the co-MVP in the 1979 Gator Bowl and was the MVP of the 1980 Bluebonnet Bowl.

PAUL SEVERIN #87

Severin was a two-time All-America selection by the Associated Press (1939 and 1940) and made most of the all-star teams in his senior season. His career was filled with big plays—a touchdown catch to tie Tulane in 1939, two scoring catches against Penn that same season and a touchdown-saving tackle from behind of Duke's great Steve Lach in a 6-3 win over the Blue Devils in 1940.

CAROLINA'S ACC TOP 50 PLAYERS

In 2002, the Atlantic Coast Conference celebrated its 50th Anniversary and named the 50 greatest football players that have played in the conference. Carolina had eight players among that list, including:



Dre' Bly
Kelvin Bryant
William Fuller
Amos Lawrence
Don McCauley
Julius Peppers
Lawrence Taylor
Mike Voight



Amos Lawrence is the only ACC player to rush for 1,000 yards in four consecutive seasons.

JONATHAN COOPER #64

A consensus first-team All-America as a senior in 2012, Jonathan Cooper is one of the most decorated offensive linemen in UNC history. Cooper won the Jacobs Blocking Trophy as the ACC's best blocker and was named one of three finalists for the Outland Trophy. A three-time All-ACC selection, Cooper was the No. 7 overall pick in the 2013 NFL Draft.

ALL-CONFERENCE SELECTIONS



ALL-ATLANTIC COAST CONFERENCE

From 1953-81 the All-ACC Team was selected solely by the Atlantic Coast Sportswriters Association.

The Associated Press picked a separate team from 1982-88. The players listed below for those seasons made both teams unless indicated. The ACSWA and AP teams were consolidated in 1989.

1953

Dick Lackey, fullback (2nd)

1954

Will Frye, end (1st)
Jack Maultsby, tackle (2nd)

1955

Will Frye, end (1st)

1956

Jimmy Jones, guard (1st)
Ed Sutton, halfback (1st)

1957

Buddy Payne, end (1st)
Phil Blazer, tackle (1st)

1958

Al Goldstein, end (1st)
Phil Blazer, tackle (1st)
Ronnie Koes, center (1st)
Jack Cummings, quarterback (1st)
Wade Smith, halfback (2nd)
Fred Swearingen, guard (2nd)

1959

Rip Hawkins, center (1st)
Al Goldstein, end (2nd)
Jack Cummings, quarterback (2nd)
Wade Smith, halfback (2nd)

1960

Rip Hawkins, center (1st)
Bob Elliott, fullback (2nd)
John Schroeder, end (2nd)

1961

Jim LeCompte, guard (1st)
Bob Elliott, fullback (1st)
Joe Craver, center (2nd)
Ray Farris, quarterback (2nd)

1962

Bob Lacey, end (1st)
Joe Craver, center (1st)
Ken Willard, fullback (2nd)

1963

Bob Lacey, end (1st)
Ken Willard, halfback (1st)
Chris Hanburger, center (1st)
Junior Edge, quarterback (1st)
Jerry Cabe, guard (2nd)
Co-Coach of the Year – Jim Hickey

1964

Ken Willard, halfback (1st)
Chris Hanburger, center (1st)
Richy Zarro, guard (2nd)

1965

Danny Talbott, quarterback (1st)
Joe Fratangelo, guard (1st)
Ed Stringer, center (1st)
Player of the Year – Danny Talbott

1967

Jack Davenport, defensive back (1st)

1969

Don McCauley, halfback (1st)
Bill Richardson, linebacker (1st)
Judge Mattocks, defensive end (1st)
Ed Chalupka, guard (1st)
Player of the Year – Don McCauley

1970


Don McCauley, halfback (1st)
Paul Hoolahan, offensive tackle (1st)
Flip Ray, defensive tackle (1st)
Player of the Year – Don McCauley

1971

Lewis Jolley, halfback (1st)
Paul Miller, quarterback (1st)
Ron Rusnak, offensive guard (1st)
Bob Thornton, center (1st)
Jerry Sain, offensive tackle (1st)
Bill Brafford, defensive end (1st)
Bud Grissom, defensive tackle (1st)
John Bunting, linebacker (1st)
Ken Craven, kicking specialist (1st)
Coach of the Year – Bill Dooley

1972

Ron Rusnak, offensive guard (1st)
Jerry Sain, offensive tackle (1st)
Mike Mansfield, linebacker (1st)
Jimmy DeRatt, linebacker (1st)
Gene Brown, defensive end (1st)
Eric Hyman, defensive tackle (1st)
Lou Angelo, defensive back (1st)



Mike Voight was named the ACC Player of the Year in 1975 and 1976.

1976

Robert Pratt, offensive tackle (1st)
Charles Waddell, tight end (1st3)
Jimmy DeRatt, linebacker (1st)
Sammy Johnson, halfback (1st)

1974

Ken Huff, offensive guard (1st)
Chris Kupec, quarterback (1st)
Jimmy Jerome, wide receiver (1st)
James Betterson, halfback (1st)
Ronnie Robinson, defensive lineman (1st)

1975

Mike Voight, halfback (1st)
Player of the Year – Mike Voight

1976

Mike Voight, halfback (1st)
Craig Funk, offensive guard (1st)
Dee Hardison, defensive lineman (1st)
Ronny Johnson, defensive back (1st)
Bill Perdue, defensive lineman (1st)
Delbert Powell, return specialist (1st)
Player of the Year – Mike Voight

1977

Dee Hardison, defensive lineman (1st)
Rod Broadway, defensive lineman (1st)
Ken Sheets, defensive lineman (1st)
Buddy Curry, linebacker (1st)
Alan Caldwell, defensive back (1st)
Amos Lawrence, halfback (1st)
Mike Salzano, offensive guard (1st)
Rookie of the Year – Amos Lawrence

ALL-SOUTHERN CONFERENCE

North Carolina was a member of the Southern Conference before joining the Atlantic Coast Conference in 1953.

1933	George Barclay	guard (1st)
1934	Charlie Shaffer	back (1st)
1935	Dick Buck	end (1st)
	Don Jackson	back (1st)
1936	Andy Bershak	end (1st)
	Jim Hutchins	back (1st)
1937	Andy Bershak	end (1st)
	Hank Bartos	tackle (1st)
	Elmer Wrenn	guard (1st)
	Crowell Little	back (1st)
1938	Steve Maronic	tackle (1st)
	George Stirnweiss	back (1st)
1939	Paul Severin	end (1st)
	George Stirnweiss	back (1st)
1940	Paul Severin	end (1st)
	Bill Faircloth	guard (1st)

	Jim Lalanne	back (1st)
1943	Ray Poole	end (1st)
	John Maskas	tackle (1st)
	Hosea Rodgers	back (1st)
1946	Charlie Justice	back (1st)
1947	Art Weiner	end (1st)
	Len Szafaryn	tackle (1st)
	Charlie Justice	back (1st)
1948	Art Weiner	end (1st)
	Len Szafaryn	tackle (1st)
	Charlie Justice	back (1st)
	Player of the Year– Charlie Justice	
1949	Art Weiner	end (1st)
	Irvin Holdash	center (1st)
	Charlie Justice	back (1st)
	Player of the Year– Charlie Justice	
1950	Irvin Holdash	center (1st)
1951	Joe Dudeck	guard



ALL-CONFERENCE SELECTIONS

1978

Ricky Barden, defensive back (1st)
Bob Loomis, tight end (1st)
Mike Salzano, offensive guard (1st)
Rookie of the Year – Darrell Nicholson

1979

Ricky Barden, defensive back (1st)
Mike Chatham, tight end (1st)
Buddy Curry, linebacker (1st)
Steve Junkmann, offensive tackle (1st)

1980

Kelvin Bryant, halfback (1st)
Rick Donnalley, center (1st)
Amos Lawrence, halfback (1st)
Darrell Nicholson, linebacker (1st)
Steve Streater, defensive back (1st)
Steve Streater, punter (1st)
Lawrence Taylor, defensive lineman (1st)
Donnell Thompson, defensive lineman (1st)
Ron Wooten, offensive guard (1st)
Player of the Year – Lawrence Taylor
Coach of the Year – Dick Crum

1981

Kelvin Bryant, halfback (1st)
David Drechsler, offensive guard (1st)
William Fuller, defensive tackle (1st)
Jeff Hayes, punter (1st)
Greg Poole, defensive back (1st)
Lee Shaffer, linebacker (1st)
Ron Spruill, offensive guard (1st)

1982

Kelvin Bryant, halfback (1st) (AP)
David Drechsler, offensive guard (1st)
William Fuller, defensive tackle (1st)
Willie Harris, defensive back (1st)
Ron Spruill, offensive guard (1st)
Chris Ward, linebacker (1st) (ACSWA)
Mike Wilcher, outside linebacker (1st)

1983

Brian Blados, offensive tackle (1st)
William Fuller, defensive tackle (1st)
Willie Harris, defensive back (1st)
Ethan Horton, halfback (1st)
Mark Smith, wide receiver (1st)

1984

Ethan Horton, halfback (1st)
Micah Moon, linebacker (1st)
Player of the Year – Ethan Horton (AP)

1985

Tommy Barnhardt, punter (1st)
Reuben Davis, defensive lineman (1st)
Larry Griffin, defensive back (1st)
Earl Winfield, wide receiver (1st)

1986

Walter Bailey, defensive back (1st)
Harris Barton, offensive tackle (1st)
Derrick Fenner, halfback (1st)
Tim Goad, defensive lineman (1st)

1987

Carlton Bailey, defensive lineman (1st)
Pat Crowley, offensive guard (1st)
Norris Davis, defensive back (1st)
Tim Goad, defensive lineman (1st)
Brett Rudolph, linebacker (1st) (AP)

1988

Pat Crowley, offensive guard (1st)
Jeff Garnica, center (1st)
Kennard Martin, tailback (1st)
Cecil Gray, defensive lineman (2nd) (AP)

1989

Pat Crowley, offensive guard (1st)
Cecil Gray, defensive lineman (1st)
Dwight Hollier, linebacker (2nd)
Scott McAlister, punter (2nd)

1990

Dwight Hollier, linebacker (1st)
Brian Bollinger, offensive guard (2nd)
Kevin Donnalley, offensive tackle (2nd)
Eric Gash, linebacker (2nd)
Clint Gwaltney, kicking specialist (2nd)
Scott McAlister, punter (2nd)
Tommy Thigpen, linebacker (2nd)

1991

Brian Bollinger, offensive guard (1st)
Natrone Means, tailback (1st)
Tommy Thigpen, inside linebacker (1st)
Eric Gash, outside linebacker (2nd)
Corey Holliday, wide receiver (2nd)
Scott McAlister, punter (2nd)
Thomas Smith, defensive back (2nd)

1992

Natrone Means, tailback (1st)
Randall Parsons, center (1st)
Mike Thomas, punter (1st)
Rondell Jones, defensive back (2nd)
Curtis Parker, offensive tackle (2nd)
Tommy Thigpen, linebacker (2nd)
Bracey Walker, defensive back (2nd)

1993

Ethan Albright, offensive tackle (1st)
Curtis Johnson, tailback (1st)
Bracey Walker, defensive back (1st)
Shawn Hocker, offensive guard (2nd)
Corey Holliday, wide receiver (2nd)
Leon Johnson, tailback (2nd)
Curtis Parker, offensive tackle (2nd)
Jason Stanicek, quarterback (2nd)
Sean Crocker, defensive back (2nd)
Bernardo Harris, outside linebacker (2nd)
Marcus Jones, defensive tackle (2nd)
Austin Robbins, defensive tackle (2nd)
Sean Boyd, defensive back (3rd)
Rick Steinbacher, linebacker (3rd)
Rookie of the Year – Leon Johnson

1994

Greg DeLong, tight end (1st)
Marcus Jones, defensive end (1st)
Leon Johnson, tailback (2nd)
Roge Purgason, offensive tackle (2nd)

1995

Greg Ellis, defensive end (1st)
Freddie Jones, tight end (1st)
Marcus Jones, defensive tackle (1st)

Kivuusama Mays, linebacker (1st)
Octavus Barnes, wide receiver (2nd)
Defensive Player of the Year – Marcus Jones

1996

Dre' Bly, defensive back (1st)
Greg Ellis, defensive lineman (1st)
Freddie Jones, tight end (1st)
Leon Johnson, specialist (1st)
Chris Keldorf, quarterback (1st)
Jeff Saturday, center (1st)
Brian Simmons, linebacker (1st)
Omar Brown, defensive back (2nd)
Leon Johnson, tailback (2nd)
Kivuusama Mays, linebacker (2nd)
Rick Terry, defensive lineman (2nd)
Robert Williams, defensive back (2nd)

Rookie of the Year – Dre' Bly
Coach of the Year – Mack Brown

1997

Dre' Bly, defensive back (1st)
Greg Ellis, defensive lineman (1st)
Vonnie Holliday, defensive lineman (1st)
Kivuusama Mays, linebacker (1st)
Jeff Saturday, offensive lineman (1st)
Robert Williams, defensive back (1st)
Omar Brown, defensive back (2nd)
Alge Crumpler, tight end (2nd)
Jonathan Linton, tailback (2nd)
Brian Simmons, linebacker (2nd)

1998

Dre' Bly, defensive back (1st)
Ebenezer Ekuban, defensive line (1st)
Keith Newman, linebacker (2nd)
Brian Schmitz, punter (2nd)
Brandon Spoon, linebacker (2nd)

1999

Brian Schmitz, punter (1st)
Alge Crumpler, tight end (1st)

UNC's ACC PLAYERS OF THE YEAR	
Danny Talbott.....	1965
Don McCauley.....	1969, 1970
Mike Voight.....	1975, 1976
Lawrence Taylor.....	1980
Ethan Horton.....	1984 (AP)
Marcus Jones.....	1995 Def.
Drake Maye.....	2022
UNC's ACC ROOKIES OF THE YEAR	
Amos Lawrence.....	1977
Darrell Nicholson.....	1978
Leon Johnson.....	1993
Dre' Bly.....	1996
Deunta Williams.....	2007 (defensive)
Sam Howell.....	2019 (overall & offensive)
Drake Maye.....	2022 (overall & offensive)
UNC'S THREE-TIME FIRST-TEAM ALL-ACC HONORS	
William Fuller, defensive tackle.....	1981-82-83
Pat Crowley, offensive guard.....	1987-88-89
Greg Ellis, defensive end.....	1995-96-97
Dre' Bly, cornerback.....	1996-97-98
UNC's ACC COACHES OF THE YEAR	
Jim Hickey.....	1963
Bill Dooley.....	1971
Dick Crum.....	1980
Mack Brown.....	1996



2000

Alge Crumpler, tight end (1st)
Julius Peppers, defensive end (1st)
Brandon Spoon, linebacker (2nd)
Jeff Reed, place-kicker (2nd)

2001

Julius Peppers, defensive end (1st)
Ryan Sims, defensive tackle (1st)
David Thornton, linebacker (2nd)
Michael Waddell, cornerback (2nd)

2002

Dexter Reid, free safety (1st)

2003

Dexter Reid, free safety (2nd)
Jeb Terry, offensive guard (2nd)

2004

Jason Brown, center (1st)
Kyle Ralph, offensive guard (2nd)

2005

Kyle Ralph, offensive guard (1st)

2007

Kentwan Balmer, defensive tackle (2nd)
Hakeem Nicks, wide receiver (2nd)
Durrell Mapp, linebacker (2nd)
Hilee Taylor, defensive end (2nd)

2008

Trimane Goddard, safety (1st)
Hakeem Nicks, wide receiver (1st)
Kendric Burney, cornerback (2nd)
Mark Paschal, linebacker (2nd)
Garrett Reynolds, offensive tackle (2nd)

2009

Kendric Burney, cornerback (1st)
Robert Quinn, defensive end (1st)
Quan Sturdivant, linebacker (1st)
Deunta Williams, safety (1st)
Marvin Austin, defensive tackle (2nd)
Bruce Carter, linebacker (2nd)
Casey Barth, place-kicker (2nd)

2010

Quinton Coples, defensive tackle (1st)
Bruce Carter, linebacker (2nd)
Jonathan Cooper, offensive guard (2nd)

2011

Giovani Bernard, tailback (1st)
Zach Brown, linebacker (1st)
Quinton Coples, defensive tackle (1st)
Jonathan Cooper, offensive guard (2nd)
James Hurst, offensive tackle (2nd)
Dwight Jones, wide receiver (2nd)

2012

Giovani Bernard, tailback & specialist (1st)
Jonathan Cooper, guard (1st)
Kevin Reddick, linebacker (1st)
Sylvester Williams, defensive tackle (1st)
Casey Barth, place-kicker (2nd)
Eric Ebron, tight end (2nd)
Tommy Hibbard, punter (2nd)
James Hurst, offensive tackle (2nd)
Kareem Martin, defensive end (2nd)

2013

Eric Ebron, tight end (1st, media; 1st, coaches)
James Hurst, offensive tackle (1st media; 2nd coaches)
Kareem Martin, defensive end (1st media; 2nd coaches)
Ryan Switzer, specialist (1st media; 2nd coaches)
Tre Boston, safety (2nd media; 2nd coaches)

2014

Marquise Williams, QB (2nd, media; 3rd, coaches)
Landon Turner, offensive guard (3rd, media)
Ryan Switzer, WR (3rd, media; 3rd, coaches)

2015

Landon Turner, offensive guard (1st media, 1st, coaches)
Elijah Hood, tailback (1st media, 2nd coaches)
Mack Hollins, wide receiver (2nd media, 3rd coaches)
Jon Heck, offensive tackle (2nd media, 2nd coaches)
Caleb Peterson, offensive guard (2nd media, 2nd coaches)
Marquise Williams, quarterback (2nd media, 2nd coaches)
Ryan Switzer, specialist (2nd media, 1st coaches)
M.J. Stewart, cornerback (2nd media)
Ryan Switzer, wide receiver (3rd media, 3rd coaches)
Quinshad Davis, wide receiver (3rd media)
Lucas Crowley, center (3rd media, 3rd coaches)
Nazair Jones, defensive tackle (3rd media)
Shakeel Rashad, linebacker (3rd media, 3rd coaches)
Des Lawrence, cornerback (3rd media, 2nd coaches)
Jeff Schoettmer, linebacker (3rd coaches)
Nick Weiler, place-kicker (3rd coaches)

2016

Ryan Switzer, wide receiver (1st media, 1st coaches)
Ryan Switzer, specialist (3rd coaches)
Lucas Crowley, center (2nd media, 2nd coaches)
Jon Heck, offensive tackle (2nd media, 3rd coaches)
Mitch Trubisky, quarterback (3rd media, 3rd coaches)
Elijah Hood, tailback (3rd media, 3rd coaches)
Des Lawrence, cornerback (3rd coaches)
T.J. Logan, specialist (2nd coaches)
Nazair Jones, defensive tackle (3rd media)

2017

Anthony Ratliff-Williams, specialist (1st)
Anthony Ratliff-Williams, wide receiver (3rd)

2018

Cole Holcomb, linebacker (2nd)
Anthony Ratliff-Williams, specialist (1st)
Anthony Ratliff-Williams, wide receiver (3rd)

2019

Dyami Brown, wide receiver (3rd)
Michael Carter, running back (3rd)
Michael Carter, all-purpose (HM)
Aaron Crawford, defensive line (HM)
Myles Dorn, safety (HM)
Charlie Heck, offensive tackle (2nd)
Sam Howell, quarterback (3rd)
Dazz Newsome, wide receiver (2nd)
Jason Strowbridge, defensive line (3rd)
Chazz Surratt, linebacker (1st)

Rookie of the Year – Sam Howell

2020

Brian Anderson, center (HM)
Dyami Brown, wide receiver (1st)
Michael Carter, running back (1st)
Michael Carter, all-purpose (3rd)
Joshua Ezeudu, guard (3rd)
Tomon Fox, linebacker (HM)
Sam Howell, quarterback (2nd)
Marcus McKethan, guard (HM)
Trey Morrison, safety (HM)
Dazz Newsome, wide receiver (HM)
Chazz Surratt, linebacker (1st)
Jordan Tucker, offensive tackle (HM)
Ray Vohasek, defensive tackle (HM)
Javonte Williams, running back (2nd)

2021

Ty Chandler, running back (2nd)
Josh Downs, wide receiver (1st)
Joshua Ezeudu, guard (HM)
Tomon Fox, linebacker (3rd)
Jeremiah Gemmel, linebacker (3rd)
Tony Grimes, defensive back (HM)
Sam Howell, quarterback (HM)
Cam'Ron Kelly, defensive back (3rd)
Marcus McKethan, guard (HM)
Myles Murphy, defensive line (2nd)
Ray Vohasek, defensive tackle (HM)

2022

Drake Maye, quarterback (1st)
Josh Downs, wide receiver (1st)
Cedric Gray, linebacker (1st)
Storm Duck, cornerback (2nd)
Antoine Green, wide receiver (3rd)
Asim Richards, offensive line (3rd)
Ben Kiernan, punter (3rd)
Bryson Nesbit, tight end (HM)
Corey Gaynor, center (HM)
Power Echols, linebacker (HM)
Player of the Year – Drake Maye
Offensive Player of the Year – Drake Maye
Rookie of the Year – Drake Maye
Offensive Rookie of the Year – Drake Maye

JACOBS BLOCKING TROPHY

(ACC's Most Outstanding Blocker)

1935 Herman Snyder, back
1937 George Watson, back
1942 Mike Cooke, quarterback
1961 Jim LeCompte, guard
1964 Eddie Kesler, fullback
1971 Geof Hamlin, fullback
1972 Ron Rusnak, guard
1974 Ken Huff, guard
1980 Ron Wooten, guard
1988 Jeff Garnica, center
2012 Jonathan Cooper, guard

BRIAN PICCOLO AWARD (ACC's Most Courageous)

1970 Paul Miller, quarterback
1971 Jim Webster, linebacker
1985 Danny Burmeister, defensive back
2008 Robert Quinn, defensive end
2011 Giovani Bernard, tailback



ACADEMIC AWARD WINNERS

ACADEMIC ALL-ACC

- 1954 Bill Kirkman, end
Ed Sutton, back
- 1955 Roland Perdue, tackle
- 1956 Don Redding, tackle
Ed Sutton, back
- 1957 Rowland Goff, end
Don Redding, tackle
- 1958 Wade Smith, back
- 1959 Jack Cummings, quarterback
Wade Smith, back
- 1960 John Schroeder, end
John Stunda, tackle
Bob Elliott, back
- 1961 Joe Craver, guard
- 1962 Gene Sigmon, tackle
Joe Craver, center
Ken Willard, back
- 1963 Jerry Cabe, guard
Junior Edge, quarterback
- 1964 Ed Stringer, center
Ken Willard, back
- 1965 John Atherton, end
John Harmon, guard
Ed Stringer, center
- 1966 Bob Hume, end
Pat Jessup, guard
Bo Wood, defensive end
Hank Sadler, defensive lineman
- 1968 Ed Chalupka, guard
- 1969 Ed Chalupka, guard
Don Hartig, kicking specialist
- 1970 Steve Alvis, end
Bill Brafford, defensive end
- 1971 Reid Lookabill, tackle
Paul Miller, quarterback
Bill Brafford, defensive end
- 1972 Phil Lamm, defensive back
- 1973 Charles Waddell, end
Phil Lamm, defensive back
- 1974 Chris Kupec, quarterback
- 1975 Bobby Trott, defensive back
- 1976 Brooks Williams, end
Bill Perdue, defensive end
- 1977 Brooks Williams, end
- 1978 Rick Donnalley, center
Buddy Curry, linebacker
- 1979 Rick Donnalley, center
- 1980 Rick Donnalley, center
- 1981 David Drechsler, guard
Scott Stankavage, quarterback
- 1982 Scott Stankavage, quarterback
Steve Hendrickson, defensive back
- 1983 Scott Stankavage, quarterback
Steve Hendrickson, defensive back
Steve Moss, defensive back
- 1984 Kevin Anthony, quarterback
Steve Hendrickson, defensive back
- 1985 Kevin Anthony, quarterback
Harris Barton, tackle
- 1986 Mark Maye, quarterback
Harris Barton, tackle
Tripp Hardy, back
Lee Gliarmis, kicking specialist
- 1987 Mark Maye, quarterback
John Keller, tight end
Bryan Causey, defensive back
- 1988 Jonathan Hall, quarterback
Kurt Green, wide receiver
John Keller, tight end
Brian Vooletich, fullback
Bryan Causey, defensive back

- Mitch Wike, linebacker
Alex Simakas, defensive lineman
- 1989 Clarence Carter, defensive back
Kevin Donnalley, offensive tackle
Clint Gwaltney, kicking specialist
Don Millen, outside linebacker
Alex Simakas, defensive lineman
- 1990 Kevin Donnalley, offensive tackle
Clint Gwaltney, kicking specialist
Dwight Hollier, linebacker
Doxie Jordan, defensive back
Alex Simakas, defensive lineman
Dennis Tripp, defensive lineman
- 1991 Brian Bollinger, offensive lineman
Clint Gwaltney, place-kicker
Dwight Hollier, linebacker
- 1992 Ethan Albright, offensive lineman
Jonathan Perry, outside linebacker
Lawrence Winslow, defensive back
- 1993 Ethan Albright, offensive tackle
Shawn Hocker, offensive guard
Corey Holliday, wide receiver
- 1994 Mike Morton, linebacker
- 1995 Russell Babb, offensive tackle
- 1996 Vonnie Holliday, defensive tackle
- 1997 Greg Ellis, defensive end
Chris Keldorf, quarterback
Jonathan Linton, tailback
Mike Pringley, defensive end
Jeff Saturday, center
- 1998 Ebenezer Ekuban, defensive end
- 1999 Ryan Carfley, center
- 2000 Jeff Reed, place-kicker
Ross McAllister, defensive end
- 2001 Ronald Curry, quarterback
Andre' Williams, tailback
- 2002 Doug Justice, linebacker
Jeb Terry, offensive guard
- 2003 Jason Brown, center
Darian Durant, quarterback
Doug Justice, linebacker
Jeb Terry, offensive guard
- 2004 Jason Brown, center
Brian Chacos, offensive guard
Darian Durant, quarterback
Doug Justice, linebacker
- 2005 Doug Justice, linebacker
Justin Phillips, tight end
Garrett Reynolds, offensive tackle
Andrew Wasserman, wide receiver
- 2006 Joe Dailey, quarterback
- 2007 Lowell Dyer, center
- 2008 Lowell Dyer, center
- 2009 Mike Ingersoll, offensive tackle
- 2010 Curtis Byrd, fullback
James Hurst, offensive tackle
Mike Ingersoll, offensive tackle
Zack Pinalto, tight end
- 2011 Curtis Byrd, fullback
Pete Mangum, defensive back
- 2012 Jonthan Cooper, offensive guard
Tim Jackson, defensive tackle
Pete Mangum, defensive back
- 2013 Thomas Moore, place-kicker
Nathan Staub, linebacker
- 2014 Elijah Hood, tailback
Caleb Peterson, offensive guard
Nathan Staub, linebacker
Mitch Trubisky, quarterback
- 2015 Elijah Hood, tailback
Nick Weiler, place-kicker

- 2016 Caleb Peterson, offensive guard
Nick Weiler, place-kicker
- 2017 Charlie Heck, offensive tackle
- 2018 Nick Polino, offensive guard
- 2019 Joshua Ezeudu, offensive lineman
Sam Howell, quarterback
- 2020 Ja'Qurious Conley, safety
Don Chapman, safety
Tomari Fox, linebacker
Sam Howell, quarterback
Cam'Ron Kelly, safety
Ben Kiernan, punter
- 2021 Kamari Morales, tight end
Asim Richards, offensive lineman
- 2022 **Noah Burnette, place kicker**
Elijah Green, running back
Omarion Hampton, running back
Will Hardy, defensive back
Christopher Holliday, defensive back
Gibson Macrae, linebacker
Drake Maye, quarterback
Justin Olson, wide receiver
Spencer Triplett, deep snapper

JIM TATUM AWARD

- (Top Senior Student-Athlete in the ACC)
- 1985 - Kevin Anthony, quarterback
- 1995 - Russell Babb, offensive tackle
- 1998 - Ebenezer Ekuban, defensive end
- 2000 - Louis Marchetti, offensive tackle

ACADEMIC ALL-AMERICA

- 1960 - John Schroeder, end (3rd)
- 1962 - Joe Craver, center (2nd)
- 1963 - Junior Edge, quarterback (2nd)
- 1964 - Ken Willard, back (1st)
- 1969 - Don Hartig, kicking specialist (3rd)
- 1971 - Reid Lookabill, tackle (2nd)
- 1974 - Chris Kupec, quarterback (2nd)
- 1981 - David Drechsler, offensive guard (2nd)
- 1985 - Kevin Anthony, quarterback (1st)
- 1990 - Kevin Donnalley, offensive tackle (2nd)

CFA/HITACHI SCHOLAR-ATHLETE TEAM

- 1992 - Corey Holliday
- 1994 - Mike Morton
- 1995 - Russell Babb

NCAA POST-GRADUATE SCHOLARSHIP WINNERS

- 1975 - Chris Kupec
- 1981 - Rick Donnalley
- 1983 - David Drechsler
- 1990 - Kevin Donnalley

NATIONAL FOOTBALL FOUNDATION & HALL OF FAME SCHOLAR-ATHLETES

- 1971 - Bill Brafford
- 1980 - Rick Donnalley
- 1986 - Harris Barton
- 1987 - Mark Maye
- 1990 - Kevin Donnalley

ACC POSTGRADUATE SCHOLARSHIP WINNERS

- 1972 - Bill Brafford
- 1981 - Rick Donnalley
- 1986 - Kevin Anthony
- 1994 - Corey Holliday
- 1995 - Russell Babb
- 2003 - Jeb Terry
- 2004 - Jason Brown
- 2012 - Jonathan Cooper, Pete Mangum



ACC PLAYER OF THE WEEK



Abbreviation key: DB (Defensive Back); DL (Defensive Line); OB (Offensive Back); OL (Offensive Line); LB (Linebacker); QB (Quarterback); SP (Specialist); Rec (Receiver); RB (Running Back).

ACC PLAYER OF THE WEEK

- 1969** Ricky Packard, DB, Oct. 25
Ricky Lanier, QB, Nov. 15
- 1970** Don McCauley, OB, Sept. 12
Rusty Culbreth, DB, Sept. 12
Flip Ray, DL, Sept. 19
Ike Oglesby, Rookie, Sept. 19
Bill Richardson, DL, Sept. 26
Don McCauley, OB, Sept. 26
Bill Richardson, DL, Oct. 31
Don McCauley, OB, Oct. 31
Ken Taylor, OL, Nov. 7
Jim Hambacher, OL, Nov. 14
Bill Richardson, DL, Nov. 21
Don McCauley, OB, Nov. 21
- 1971** Jerry Sain, OL, Sept. 11
Ike Oglesby, OB, Sept. 18
Ron Rusnak, OL, Sept. 18
John Bunting, DL, Sept. 25
Lewis Jolley, OB, Sept. 25
Johnny Cowell, OL, Oct. 2
John Bunting, DL, Oct. 16
Rusty Culbreth, DB, Oct. 23
Ricky Packard, OL, Oct. 23
Paul Miller, OB, Oct. 30
Bill Brafford, DL, Nov. 6
Lewis Jolley, OB, Nov. 13
Eric Hyman, DL, Nov. 20
Ron Rusnak, OL, Nov. 20
Louis Angelo, OB, Sept. 9
Ron Rusnak, OL, Sept. 16
Nick Vidnovic, QB, Sept. 23
Jimmy DeRatt, Rookie, Sept. 30
Ron Rusnak, OL, Oct. 14
Phil Lamm, DB, Oct. 21
Phil Lamm, DB, Nov. 4
Bob Thornton, OL, Nov. 4
Nick Vidnovic, OB, Nov. 11
Mike Mansfield, DL, Nov. 18
Ken Taylor, OL, Nov. 18
Ike Oglesby, OB, Nov. 25
Robert Pratt, OL, Nov. 25
Ken Huff, Rookie, Nov. 25
- 1973** Jimmy DeRatt, DB, Sept. 15
Bill Paschall, Rookie, Sept. 29
Bill Paschall, Rookie, Oct. 6
Ronnie Robinson, DL, Oct. 13
Robert Pratt, OL, Oct. 27
Sammy Johnson, OB, Nov. 17
- 1974** James Betterson, OB, Sept. 14
Ronnie Robinson, DL, Sept. 21
Ken Huff, OL, Oct. 5
Rod Broadway, DL, Oct. 19
Chris Kupec, OB, Oct. 19
Jimmy DeRatt, DB, Nov. 2
Chris Kupec, OB, Nov. 16
Jimmy DeRatt, OB, Nov. 23
- 1975** Russ Conley, DB, Sept. 6
Bill Paschall, OB, Oct. 4
Bill Perdue, DL, Oct. 11
Bobby Gay, DB, Nov. 15
Mark Cantrell, OL, Nov. 22
- 1976** Roger Shonosky, DL, Sept. 4
Mel Collins, OB, Sept. 4
Mike Voight, OB, Sept. 11
Bernie Menapace, Rookie, Sept. 11
Bobby Cale, DB, Sept. 18
Mark Cantrell, OL, Sept. 25
Dee Hardison, DL, Oct. 23
Ronny Johnson, DB, Oct. 30
Delbert Powell, Rookie, Oct. 30
Billy Johnson, Rookie, Nov. 6
Craig Funk, OL, Nov. 13
Mike Voight, OB, Nov. 20
- 1977** Dave Simmons, DL, Sept. 17
Amos Lawrence, Rookie, Sept. 24
Dee Hardison, DL, Oct. 1
Alan Caldwell, DB, Oct. 8
Amos Lawrence, Rookie, Oct. 8
Dee Hardison, DL, Oct. 15
Amos Lawrence, OB, Oct. 15
Mike Salzano, OL, Oct. 22
Buddy Curry, DL, Oct. 29
Amos Lawrence, Rookie, Nov. 12
Bobby Cale, DB, Nov. 19
Amos Lawrence, Rookie, Nov. 19
Darrell Nicholson, Rookie, Oct. 2
Buddy Curry, DL, Oct. 16


- Chuck Sharpe, Rookie, Oct. 16
Amos Lawrence, OB, Oct. 30
Darrell Nicholson, Rookie, Nov. 13
Amos Lawrence, OB, Nov. 27
- 1979** Ricky Barden, DB, Sept. 8
Buddy Curry, DL, Sept. 22
Amos Lawrence, OB, Sept. 29
Matt Kupec, OB, Oct. 6
Buddy Curry, DL, Oct. 20
Doug Paschal, OB, Oct. 20
Ron Wooten, OL, Oct. 27
Donnell Thompson, DL, Nov. 24
Ron Wooten, OL, Nov. 24
Mark Sugg, OL, Sept. 6
Steve Streater, DB, Sept. 13
Lawrence Taylor, DL, Sept. 27
Paul Davis, DL, Oct. 4
Rod Elkins, OB, Oct. 4
Darrell Nicholson, DB, Oct. 11
Ron Wooten, OL, Oct. 11
Calvin Daniels, DL, Oct. 18
Victor Harrington, OL, Oct. 18
Lawrence Taylor, DL, Oct. 25
Lawrence Taylor, DL, Nov. 8
Paul Davis, DL, Nov. 15
Kelvin Bryant, OB, Nov. 22
- 1981** Kelvin Bryant, OB, Sept. 12
Ron Spruill, OL, Sept. 19
Lee Shaffer, DB, Sept. 26
Rod Elkins, OB, Oct. 3
Tyrone Anthony, OB, Oct. 10
Greg Poole, DB, Oct. 10
Dave Dreschler, OL, Oct. 17
Ethan Horton, Rookie, Oct. 31
Walter Black, DB, Nov. 14
William Fuller, DL, Nov. 21
Kelvin Bryant, OB, Nov. 21
- 1982** Mike Wilcher, DL, Sept. 11
Chris Ward, DL, Sept. 18
Steve McGrew, OL, Sept. 25
Chris Ward, DL, Oct. 2
Willie Harris, DB, Oct. 9
Brian Blados, OL, Oct. 9
Willie Harris, DB, Oct. 16
Kelvin Bryant, OB, Nov. 13
Arnold Franklin, Rookie, Nov. 13
William Fuller, DL, Nov. 27
- 1983** William Fuller, DL, Sept. 3
Mark Smith, OL, Sept. 17
William Humes, Rookie, Sept. 17
Scott Stankavage, OB, Sept. 24
Bill Sheppard, DB, Oct. 1
Brian Blados, OL, Oct. 1
Joe Conwell, OL, Oct. 8
Bill Sheppard, DB, Oct. 15
Tyrone Anthony, OB, Nov. 19
- 1984** Arnold Franklin, OL, Oct. 1
William Humes, OB, Oct. 22
Ethan Horton, OB, Oct. 29
Earl Winfield, OL, Nov. 12
Tim Goad, Rookie, Nov. 19
Carl Carr, DL, Nov. 26
- 1985** Larry Griffin, DB, Sept. 7
Harris Barton, OL, Sept. 28
Brad Sullivan, Rookie, Sept. 28
Kevin Anthony, OB, Oct. 12
Earl Winfield, OL, Oct. 19
Derrick Fenner, Rookie, Oct. 19
Reuben Davis, DL, Nov. 9
Jonathan Hall, Rookie, Nov. 9
Mitch Wike, DL, Sept. 16
Derrick Donald, DB, Sept. 23
Harris Barton, OL, Oct. 7
Tim Goad, DL, Oct. 14
Mark Maye, OB, Nov. 4
Derrick Fenner, OB, Nov. 18
Mark Maye, OB, Nov. 25
- 1987** Norris Davis, DB, Sept. 5
Torin Dorn, OB, Sept. 5
Mark Maye, OB, Sept. 19
Randy Mariott, OL, Sept. 19
Pat Crowley, OL, Sept. 26
Norris Davis, DB, Oct. 17
Pat Crowley, OL, Oct. 17
Norris Davis, DB, Oct. 31
Tim Goad, DL, Oct. 31
- 1988** Todd Burnett, Rookie, Oct. 22
Kennard Martin, OB, Nov. 19
- 1989** Tommy Thigpen, Rookie, Sept. 9
Rondell Jones, Rookie, Nov. 11
- 1990** Dwight Hollier, DL, Sept. 22
Clint Gwaltney, SP, Sept. 22
Natrone Means, Rookie, Oct. 6
Dwight Hollier, DL, Oct. 20
Scott McAllister, SP, Oct. 20
Todd Burnett, OB, Oct. 27

- Corey Holliday, Rec, Oct. 27
Natrone Means, Rookie, Oct. 27
Dwight Hollier, DL, Nov. 12
Natrone Means, Rookie, Nov. 19
Scott McAllister, SP, Nov. 19
Tommy Thigpen, DL, Sept. 23
Randall Parsons, OL, Sept. 23
Eric Blount, OB, Oct. 7
Tommy Thigpen, DL, Nov. 4
Jason Stanicek, Rookie, Nov. 4
Natrone Means, OB, Nov. 18
Scott Falise, OL, Sept. 7
Mike Thomas, Rookie, Sept. 7
Curtis Parker, OL, Sept. 14
Natrone Means, OB, Oct. 19
Curtis Parker, OL, Oct. 19
Bracey Walker, DB, Oct. 26
Mike Thomas, Rookie, Oct. 26
Bracey Walker, DB, Nov. 2
Natrone Means, OB, Nov. 2
Tommy Thigpen, DL, Nov. 23
Bucky Brooks, OB, Nov. 23
Mike Thomas, Rookie, Nov. 23
- 1993** Greg DeLong, OL, Sept. 4
Leon Johnson, Rookie, Sept. 4
Leon Johnson, Rookie, Sept. 11
Shawn Hocker, OL, Sept. 25
Jason Stanicek, OB, Oct. 9
Bracey Walker, DB, Oct. 16
Curtis Parker, OL, Oct. 16
Troy Burnett, DL, Nov. 6
Ethan Albright, OL, Nov. 6
Bracey Walker, DB, Nov. 13
Eric Thomas, DB, Sept. 3
Oscar Sturgis, DL, Sept. 17
Sean Boyd, DB, Sept. 24
Mike Thomas, SP, Sept. 24
Marcus Jones, DL, Oct. 3
Octavus Barnes, Rookie, Oct. 3
Leon Johnson, SP, Oct. 3
Fuzzy Lee, DB, Oct. 10
Leon Johnson, OB, Oct. 10
Greg DeLong, OL, Oct. 10
Mike Thomas, SP, Oct. 10
Marcus Wall, SP, Oct. 17
Greg DeLong, OL, Oct. 31
Mike Thomas, OB, Nov. 19
- 1995** Greg Ellis, DL, Sept. 25
Octavus Barnes, OB, Sept. 25
Octavus Barnes, OB, Oct. 2
Omar Brown, DB, Oct. 9
Greg Ellis, DL, Oct. 9
Jeff Saturday, OL, Oct. 9
Marcus Jones, DL, Oct. 23
- 1996** Dre Bly, Rookie, Sept. 2
Omar Brown, DB, Sept. 2
Leon Johnson, OB, Sept. 2
Jeff Saturday, OL, Sept. 2
Chris Keldorf, OB, Sept. 9
Chris Keldorf, OB, Sept. 9
Dre Bly, DB & Rookie, Sept. 23
Leon Johnson, SP, Oct. 5
Freddie Jones, OL, Oct. 26
Chris Keldorf, OB, Nov. 2
Leon Johnson, SP, Nov. 2
Brian Simmons, DB, Nov. 9
Leon Johnson, SP, Nov. 23
- 1997** Greg Williams, DB, Sept. 15
Brian Simmons, DB, Sept. 22
Keith Newman, DB, Sept. 29
Keith Keldorf, OB, Oct. 6
Brian Schmitz, SP, Oct. 20
Omar Brown, DB, Nov. 3
Brian Simmons, DB, Nov. 17
Ronald Curry, Rookie, Sept. 19
Ebenzer Ekuban, DL, Oct. 4
Errol Hood, DB, Oct. 11
Brian Schmitz, SP, Oct. 18
David Bomar, DB, Nov. 15
Josh McGee, SP, Nov. 22
- 2000** Billy-Dee Greenwood, DB, Sept. 2
James Wagstaff, OL, Sept. 2
Julius Peppers, DL, Sept. 9
Bosley Allen, SP, Sept. 9
Julius Peppers, DL, Oct. 28
Willie Parker, Rookie, Nov. 6
Jeff Reed, SP, Nov. 6
Brandon Spoon, DL, Nov. 13
Jeff Reed, SP, Nov. 13
- 2001** Julius Peppers, DL, Sept. 22
Adam Metts, OL, Sept. 22
Darian Durant, Rookie, Sept. 22
Darian Durant, Rookie, Sept. 29
Darian Durant, Rookie, Oct. 8
Dexter Reid, DB, Oct. 15
Julius Peppers, DL, Oct. 22

- Darian Durant, Rookie, Oct. 22
Darian Durant, Rookie, Nov. 12
Julius Peppers, DL, Nov. 19
Adam Metts, OL, Nov. 19
Darian Durant, Rookie, Nov. 19
Dexter Reid, DB, Sept. 2
Dan Orner, SP, Sept. 9
Darian Durant, OB, Oct. 7
Michael Waddell, SP, Sept. 20
Larry Edwards, Rookie, Oct. 18
Jeb Terry, OL, Oct. 25
Ronnie McGill, Rookie, Nov. 8
Michael Waddell, SP, Nov. 8
- 2004** Jason Brown, OL, Sept. 7
Jacoby Watkins, DB, Sept. 20
Fred Sparkman, DL, Sept. 20
Jacque Lewis, OB, Sept. 20
Larry Edwards, DB, Oct. 11
Darian Durant, OB, Nov. 30
Chad Scott, OB, Nov. 1
Jason Brown, OL, Nov. 1
Connor Barth, SP, Nov. 1
Jason Brown, OL, Nov. 15
Hilee Taylor, DL, Nov. 22
- 2005** Barrington Edwards, OB, Sept. 26
Larry Edwards, DB, Oct. 3
Brandon Tate, SP, Oct. 3
Brian Chacos, OL, Oct. 24
Wallace Wright, SP, Nov. 7
Hakeem Nicks, Rookie, Sept. 5
Cam Sexton, Rookie, Sept. 18
Hakeem Nicks, Rookie, Nov. 6
Kareem Taylor, DB, Nov. 20
Brandon Tate, SP, Nov. 27
TJ Yates, Rookie, Sept. 4
Durrell Mapp, DB, Sept. 10
Brandon Tate, SP, Sept. 10
TJ Yates, Rookie, Sept. 17
Garrett Reynolds, OL, Oct. 8
Connor Barth, SP, Oct. 8
Durrell Mapp, DB, Oct. 15
Trimaime Goddard, DB, Nov. 5
Durrell Mapp, DB, Nov. 12
Mike Thomas, SP, Nov. 26
- 2008** E.J. Wilson, DL, Sept. 1
Brandon Tate, SP, Sept. 1
Jay Wooten, SP, Sept. 15
Trimaime Goddard, DB, Sept. 29
Cam Sexton, OB, Sept. 29
Bruce Carter, SP, Oct. 6
Quan Sturdivant, DB, Oct. 13
Casey Barth, SP, Oct. 13
Kendric Burney, DB, Oct. 27
Hakeem Nicks, OB, Oct. 27
- 2009** Alan Pelc, OL, Sept. 8
Tydreke Powell, DL, Oct. 31
Robert Quinn, DL, Nov. 7
Kendric Burney, DB, Nov. 14
Casey Barth, SP, Nov. 14
TJ Yates, OB, Sept. 7
Bruce Carter, DB, Sept. 27
Kevin Reddick, DL, Oct. 11
Dwight Jones, OB, Oct. 18
TJ Yates, OB, Nov. 8
- 2011** Dwight Jones, Rec, Sept. 12
Matt Merletti, DB, Sept. 19
Tim Scott, DB, Oct. 3
Giovani Bernard, Rookie, Oct. 3
Zach Brown, LB, Oct. 10
TJ Thorpe, SP, Oct. 24
Zach Brown, LB, Oct. 31
Giovani Bernard, Rookie, Oct. 31
Dwight Jones, Rec, Nov. 28
Giovani Bernard, Rookie, Nov. 28
Romar Morris, Rec, Sept. 17
Jabari Price, DB, Sept. 24
Giovani Bernard, OB, Oct. 8
Sean Tapley, SP, Oct. 8
Tre Boston, DB, Oct. 15
Jonathan Cooper, OL, Oct. 15
Jonathan Cooper, OL, Oct. 29
Giovani Bernard, SP, Oct. 29
Tre Boston, DB, Nov. 19
Sylvester Williams, DL, Nov. 19
Quinshad Davis, Rookie, Nov. 19
- 2013** James Hurst, OL, Sept. 9
Kareem Martin, DL, Oct. 28
Kareem Martin, DL, Oct. 18
Ryan Switzer, SP & Rookie, Nov. 18
TJ Logan, Rookie, Nov. 25
- 2014** Dominique Green, DB, Sept. 2
Brian Walker, DB, Sept. 8
Marquise Williams, OB, Oct. 13
Marquise Williams, OB, Oct. 20
Mack Hollins, Rec, Oct. 27

- Marquise Williams, OB, Nov. 17
Nazair Jones, DL, Nov. 24
Marquise Williams, OB, Nov. 24
Landon Turner, OL, Nov. 24
Landon Turner, OL, Sept. 8
Shakeel Rashad, LB, Sept. 14
Landon Turner, OL, Sept. 21
Ryan Switzer, SP, Sept. 21
Mitch Trubisky, OB, Sept. 28
Mack Hollins, Rec, Sept. 28
Marquise Williams, OB, Oct. 5
Caleb Peterson, OL, Oct. 5
Junior Gnonkonde, DL, Oct. 19
Landon Turner, OL, Oct. 26
Marquise Williams, OB, Nov. 9
Mack Hollins, Rec, Nov. 9
Landon Turner, OL, Nov. 16
Ryan Switzer, SP, Nov. 16
Elijah Hood, OB, Nov. 30
- 2016** Andre Smith, LB, Sept. 12
Jason Brown, OL, Sept. 12
Cayson Collins, LB, Sept. 19
Mitch Trubisky, OB, Sept. 26
Ryan Switzer, SP, Sept. 26
Ryan Switzer, Rec, Oct. 3
Nick Weiler, SP, Oct. 3
Lucas Crowley, OL, Oct. 17
Tommy Hatton, OL, Oct. 24
Lucas Crowley, OL, Nov. 7
Ryan Switzer, Rec, Nov. 21
Chazz Surratt, Rookie, Sept. 11
A. Ratliff-Williams, SP, Sept. 11
A. Ratliff-Williams, SP, Nov. 13
- 2018** William Sweet, OL, Sept. 24
Michael Carter, RB, Oct. 15
Antonio Williams, RB, Oct. 22
Dazz Newsome, SP, Oct. 22
Cole Holcomb, LB, Nov. 5
Myles Wolfolk, DB, Sept. 3
Charlie Heck, OL, Sept. 3
Sam Howell, Rookie, Sept. 3
Tomon Fox, DL, Sept. 9
Sam Howell, QB & Rookie, Sept. 9
Sam Howell, QB & Rookie, Oct. 7
Sam Howell, QB, Oct. 21
Jason Strowbridge, DL, Oct. 28
Chazz Surratt, LB, Oct. 28
Dyami Brown, WR, Nov. 4
Sam Howell, Rookie, Nov. 4
Dazz Newsome, WR, Nov. 18
Sam Howell, Rookie, Nov. 18
Dyami Brown, WR, Dec. 2
Sam Howell, Rookie, Dec. 2
Chazz Surratt, LB, Sept. 14
- 2020** Brian Anderson, OL, Oct. 12
Michael Carter, RB, Oct. 12
Chazz Surratt, LB, Oct. 26
Dyami Brown, WR, Nov. 2
Sam Howell, QB, Nov. 2
Michael Carter, RB, Nov. 16
Sam Howell, QB, Nov. 16
Dazz Newsome, WR, Nov. 16
Dyami Brown, WR, Dec. 14
Michael Carter, WR, Dec. 14
Joshua Ezeudu, OL, Dec. 14
Jeremiah Gemmel, LB, Dec. 14
Sam Howell, QB, Dec. 14
- 2021** Ty Chandler, RB, Sept. 20
Josh Downs, WR, Sept. 20
Sam Howell, QB, Sept. 20
Marcus McKethan, OL, Sept. 20
Josh Downs, WR, Oct. 4
Josh Downs, WR, Oct. 18
Cedric Gray, LB, Oct. 18
Ty Chandler, RB, Nov. 6
Marcus McKethan, OL, Nov. 6
Drake Maye, QB, Sept. 6
Drake Maye, Rookie, Sept. 6
Cedric Gray, LB, Sept. 12
Omarion Hampton, Rookie, Sept. 12
Drake Maye, Rookie, Sept. 26
Drake Maye, QB, Oct. 3
Drake Maye, Rookie, Oct. 3
DeAndre Boykins, DB, Oct. 10
Drake Maye, Rookie, Oct. 10
Drake Maye, QB, Oct. 17
DeAndre Boykins, DB, Oct. 17
Drake Maye, Rookie, Oct. 17
Drake Maye, QB, Oct. 31
Antoine Green, WR, Oct. 31
Drake Maye, QB, Nov. 7
Josh Downs, WR, Nov. 7
Drake Maye, QB, Nov. 14
Josh Downs, WR, Nov. 14

1947 Sugar Bowl
New Orleans, La.
Georgia 20, Carolina 10
January 1, 1947



The 1947 Sugar Bowl, which matched Carolina against Georgia, is one of the most famous Tar Heel games of the Charlie "Choo Choo" Justice years and produced one of the most controversial plays in bowl history.

Carolina was leading 7-0 in the third period when Bulldog defensive right end Joe Tereshinski intercepted a Tar Heel pass at the Georgia 24-yard line. He then flipped a lateral to Dick McPhee who raced 52 yards to the Carolina 14.

The Tar Heels argued the lateral was a forward one and the play should have been called back. However, the officials ruled differently. Georgia went on to score the tying touchdown on a quarterback sneak by Johnny Rauch.

Carolina's lone touchdown came on a Walt Pupa two-yard run following an interception by Tar Heel guard Bob Mitten.

The Tar Heels' last lead at 10-7 came on a Bob Cox field goal.

The Georgia game-winner came on a 67-yard touchdown pass from Trippi to Dan Edwards less than three minutes after the UNC field goal.

The Dawgs' Charley Trippi rushed for 77 yards, while Justice carried 18 times for 37 yards.

1947 SUGAR BOWL STATS

Georgia	0	0	13	7	—	20
Carolina	0	7	3	0	—	10

NC - Pupa 2 run (Cox kick)
 GA - Rauch 1 run (Jernigan kick)
 NC - Cox 27 FG
 GA - Edwards 67 pass from Trippi (kick failed)
 GA - Rauch 13 run (Jernigan kick)

	UGA	UNC
First Downs	12	17
Rushes-Yardage	44-175	46-166
Passing Yardage	81	59
Total Offense	256	225
Passes	3-14-1	8-14-1
Return Yardage	187	89
Punting Average	32.7	38.6
Fumbles Lost	1	0
Yards Penalized	50	30

Rushing

Carolina: Camp 8-68, Pupa 14-49, Justice 18-37, Romano 1-7, Fitch 4-5, Rodgers 1-0.

Georgia: Trippi 15-56, Smith 8-48, Maricci 5-27, Rauch 7-21, Gerri 3-13, McPhee 6-10

1949 Sugar Bowl
New Orleans, La.
Oklahoma 14, Carolina 6
January 1, 1949



The Tar Heels returned to the Sugar Bowl in 1949 and were defeated 14-6 by the University of Oklahoma, representing the Big Seven Conference. A record crowd of 85,000 turned out to see the Charlie Justice-led Tar Heels battle Bud Wilkinson's Sooners.

Carolina threatened early, advancing via a Justice to Art Weiner 23-yard pass play to the OU 15. Justice's next pass, however, was intercepted by linebacker Myrle Greathouse who rumbled 59 yards to the Carolina 13. Sooners' quarterback Jack Mitchell scored the first points of the day on a two-yard run.

The Heels capitalized on an OU fumble later in the first quarter and Justice marched the team down to the two, from where Hosea Rodgers scored. The conversion was wide right.

Carolina advanced to the OU eight late in the first half, but could not score.

The Sooners regained the lead for good in the third quarter. Quarterback Darrell Royal connected for 37 yards with Frankie Anderson and two plays later, Lindell Pearson ran it in from eight yards out.

Justice was brilliant, rushing for 84 yards and passing for another 57.

1949 SUGAR BOWL STATS

Oklahoma	7	0	7	0	—	14
Carolina	6	0	0	0	—	6

OK - Mitchell 2 run (Ming kick)
 NC - Rodgers 2 run (kick failed)
 OK - Pearson 8 run (Ming kick)

	OU	UNC
First Downs	14	12
Rushes-Yardage	65-186	32-128
Passing Yardage	43	78
Passes	1-3-0	8-19-2
Total Offense	229	206
Return Yardage	69	15
Punts-Average	6-36.8	8-38.0
Fumbles Lost	1	0
Yards Penalized	40	35

Rushing

Carolina: Justice 16-84, Rodgers 12-25, Highsmith 1-12, Kennedy 5-7.

Oklahoma: Heath 12-58, Thomas 19-51, Mitchell 17-31, Pearson 11-22, Royal 5-19, Jones 1-5.

Passing (Comp-Att-Int-Yds)

Carolina: Justice 6-13-1-57, Rodgers 2-6-1-21.

Oklahoma: Royal 1-1-0-43, Pearson 0-1-0-0, Mitchell 0-1-0-0.

Receiving

Carolina: Kennedy 4-25, Weiner 3-35, Cox 1-8.

Oklahoma: Anderson 1-43.

1950 Cotton Bowl
Dallas, Texas
Rice 27, Carolina 13
January 1, 1950



Charlie Justice had another great day in the 1950 Cotton Bowl, but it just wasn't enough as the Tar Heels fell to fifth-ranked Rice, 27-13. The Owls had a 9-1-0 record, while Carolina came in at 7-3 and was ranked 16th.

Rice and Carolina played to a scoreless draw in the opening quarter, but Rice opened the scoring in the second quarter when quarterback Tobin Rote hooked up with Billy Burkhalter for a 44-yard touchdown. Bobby Lantrip's three-yard run built a 14-0 halftime lead, and the Owls kept right on rolling in the third quarter.

On its second possession of the second half, Rice traveled 77 yards in six plays, capped by Rote's 17-yard scoring pass to "Froggie" Williams. Burkhalter made it 27-0 with a 12-yard fourth quarter score.

The Tar Heels got two touchdowns in the final eight minutes. Justice hit Paul Rizzo for a two-yard touchdown pass and then Rizzo ran it in from two yards.

Justice managed 59 yards rushing and another 63 in the air, while Art Weiner led the Tar Heels with five receptions for 41 yards. Billy Hayes topped the UNC rushing attack with 107 yards on 19 carries.

The 1950 Cotton Bowl marked the end of the "Choo-Choo" Justice era that began in 1946. The Tar Heels went 32-9-2 in that time and played in three major bowl games.

1950 COTTON BOWL STATS

Rice	0	14	7	6	—	27
Carolina	0	0	0	13	—	13

RI - Burkhalter 44 pass from Rote (Williams kick)
 RI - Lantrip 3 run (Williams kick)
 RI - Williams 17 pass from Rote (Williams kick)
 RI - Burkhalter 12 run (kick failed)
 NC - Rizzo 2 pass from Justice (kick failed)
 NC - Rizzo 2 run (Williams kick)

	UNC	Rice
First Downs	16	18
Rushes-Yardage	48-174	54-226
Passing Yardage	80	152
Passes	9-22-1	11-19-1
Total Offense	254	378
Punts-Average	6-38.0	4-42.8
Fumbles-Lost	3-1	2-1
Penalties-Yardage	4-30	3-26

Rushing

Carolina: Hayes 19-107, Justice 16-59, Rizzo 10-8, Weiner 1-3, Clements 1-(-1), Gantt 1-(-2).

Rice: Burkhalter 16-74, Lantrip 14-63, Wyatt 14-51, Rote 6-24, Campbell 1-6, Proctor 1-3, Glauser 1-3, Silver 1-2.

Passing (Comp-Att-Int-Yds)

Carolina: Justice 7-14-0-63, Hayes 2-8-1-17.

Rice: Rote 9-17-1-140, Glass 2-2-0-12.

Receiving

Carolina: Weiner 5-41, Powell 2-24, Justice 1-8, Rizzo 1-7.

Rice: Williams 4-55, McCurry 3-18, Wyatt 2-22, Burkhalter 1-44, Taylor 1-13.

BOWL GAME HISTORY



1963 Gator Bowl Jacksonville, Fla. Carolina 35, Air Force 0 December 28, 1963



It had been 13 years since Charlie Justice had led Carolina to the 1950 Cotton Bowl, so when the Tar Heels got a chance to play in the 1963 Gator Bowl, they made the most of it. The Tar Heels walloped the Air Force, 35-0.

Ken Willard was the hero of the day. He ran for 94 yards on 18 carries and scored the first touchdown which keyed the run-away victory. When Willard wasn't running in this rout, he did his share of the offensive blocking.

Joe Robinson scored on a five-yard pass and also caught a two-yard conversion to give the Tar Heels a 20-0 lead at intermission.

Coach Jim Hickey's Tar Heels had 23 first downs to the Academy's 14, and piled up 370 yards in total offense compared to 260 for the Falcons.

Gary Black completed all six of his passes for 71 yards and one touchdown and he rushed for another score. Junior Edge was good on five of his nine throws for 42 yards.

Carolina finished the season 9-2, its best record in Hickey's eight years at the helm.

1963 GATOR BOWL STATS

Air Force	0	0	0	0	—	0
Carolina	6	14	8	7	—	35

NC - Willard 1 run (kick failed)
 NC - Edge 6 run (pass failed)
 NC - Robinson 5 pass from Black (Robinson pass from Black)
 NC - Kesler 1 run (Lacey pass from Edge)
 NC - Black 5 run (Chapman kick)

	AF	UNC
First Downs	14	23
Rushes-Yardage	29-95	50-251
Passing Yardage	165	119
Passes	14-36-5	12-21-0
Total Offense	260	370
Return Yardage	0	66
Punts	4-40.0	4-40.0
Fumbles-Lost	3-2	2-0
Penalties-Yardage	3-35	3-42

Rushing

Carolina: Willard 18-94, Kesler 9-32, Edge 7-29, Bowman 2-29, Black 4-28, Chapman 6-23, Westfall 2-9, Eason 1-5, Edwards 1-2.
Air Force: Isaacson 3-44, Amdor 4-12, Dyre 3-12, Lorber 2-11, Tollstam 2-7, Backus 1-6, Ritchie 1-2, Murray 1-2, Wargo 1-0, McArtor 1-(-1).

Passing (Comp-Att-Int-Yds)

Carolina: Black 6-6-0-71, Edge 5-9-0-42, Kinney 1-6-0-6.
Air Force: Isaacson 9-23-3-85, Murphy 3-7-1-36, McArtor 2-5-1-44, Backus 0-1-0-0.

Receiving

Carolina: Lacey 3-35, Hammett 3-34, Robinson 2-21, Willard 2-13, Sigmon 1-10, Chapman 1-6.
Air Force: Greth 3-35, Puster 2-46, Greenlee 2-24, Spiegelhauer 2-14, Ross 1-18, Matthews 1-11, Ritchie 1-9, Stein 1-7, Jagers 1-1.

1970 Peach Bowl Atlanta, Ga. Arizona State 48, Carolina 26 December 30, 1970



The Tar Heels exploded for 26 second quarter points but couldn't hold off Arizona State in the final two quarters as the Sun Devils rallied for an exciting 48-26 victory before 52,126 fans at Grant Field.

Carolina spotted unbeaten ASU 14 points on a pair of touchdowns runs, from eight and 33 yards, by Bob Thomas.

Don McCauley got the Tar Heels on the scoreboard with a one-yard plunge set up by a long pass from Paul Miller to Ricky Lanier. ASU scored on its next series, though, on a 67-yard TD catch by J.D. Hill.

Carolina then scored the final three touchdowns of the first half to go into the intermission with a 26-21 lead. First, Miller passed 37 yards for a score to Tony Blanchard. Then McCauley rushed in from 17 yards out. And finally, the All-America McCauley scored again from four yards.

Arizona State dominated a second half which was played in a heavy Atlanta snowstorm and without Miller, who left with an injury.

Monroe Ely scored twice and Thomas reached the end zone for the third time in the Sun Devils' 27-point second half.

1970 PEACH BOWL STATS

Arizona State	7	14	20	7	—	48
Carolina	0	26	0	0	—	26

AS - Thomas 8 run (Ekstrand kick)
 AS - Thomas 33 run (Ekstrand kick)
 NC - McCauley 1 run (Craven kick)
 AS - Hill 67 pass from Spagnola (Ekstrand kick)
 NC - Blanchard 36 pass from Miller (Craven kick)
 NC - McCauley 17 run (kick failed)
 NC - McCauley 4 run (pass failed)
 AS - Eley 8 run (Ekstrand kick)
 AS - Holden 13 run (kick failed)
 AS - Eley 5 run (Ekstrand kick)
 AS - Thomas 2 run (Ekstrand kick)

	ASU	UNC
First Downs	22	13
Rushes-Yardage	55-306	53-131
Passing Yardage	145	123
Passes	9-24-2	6-17-2
Total Offense	451	254
Return Yardage	102	0
Punts-Average	3-42.3	10-27.3
Fumbles-Lost	4-2	2-1
Penalties-Yardage	1-5	4-45

Rushing

Carolina: McCauley 36-143, Hamlin 4-17, Oglesby 4-10, Jolley 1-0, Mansfield 4-(-10); Lanier 1-(-13); Miller 3-(-16).
Arizona State: Eley 23-173; Thomas 22-124; Holden 1-13; Hurst 2-7; Emery 1-0; Spagnola 6-(-11).

Passing (Comp-Att-Int-Yds)

Carolina: Miller 3-5-0-95, Mansfield 3-12-2-26.
Arizona St.: Spagnola 8-23-2-155, Hurst 1-1-0-(-10).

Receiving

Carolina: Lanier 2-50, Perry 2-34, Blanchard 1-36, Jolley 1-3.
Arizona State: Hill 3-101, Petty 2-38, Holden 2-13, McClanahan 1-3, Eley 1-(-10)

1971 Gator Bowl Jacksonville, Fla. Georgia 7, Carolina 3 December 31, 1971



For the first time since 1950, the Tar Heels were playing in a bowl game for the second consecutive season. This time, the Tar Heels would fall, 7-3, to the Georgia Bulldogs.

The game produced a bowl first — brothers coaching against each other. Bill Dooley led the Tar Heels and older brother Vince coached the Dawgs.

The game was a defensive struggle with all the points coming in the third quarter.

In the opening half, Carolina had the best chance as linebacker Jimmy Webster, voted the Tar Heels' MVP this day, blocked a punt out of bounds at the Georgia 24. A fumble, though, denied Carolina any points.

A pair of long runs by Lewis Jolley brought the Tar Heels down to the Georgia 16 on UNC's first possession of the second half. But a procedure penalty forced the Heels to settle for a 35-yard field goal by Ken Craven.

A 31-yard pass play from Andy Johnson to Roy Hunnicutt set up the Georgia touchdown. Jimmy Poulos, on the very next play following Hunnicutt's catch, took it in for a score from 25 yards. Poulos rushed for 161 yards on the afternoon and was named the Georgia MVP.

1971 GATOR BOWL STATS

Carolina	0	0	3	0	—	3
Georgia	0	0	7	0	—	7

NC - Craven 35 FG
 GA - Poulos 25 run (Braswell kick)

	UNC	UGA
First Downs	9	13
Rushes-Yardage	51-115	51-238
Passing Yardage	66	84
Passes	6-14-1	6-17-0
Total Offense	181	322
Return Yardage	51	61
Punts-Average	10-46.6	10-34.8
Fumbles-Lost	2-1	2-1

Rushing

Carolina: Jolley 20-77, Hamlin 5-17, Sigler 3-7, Miller 2-7, Kirkpatrick 1-4, Hite 1-2, Leverenz 1-1.
Georgia: Poulos 20-161, Johnson 19-50, Bissell 3-11, Honeycutt 5-10, Lake 2-7, Ray 1-3, Shirer 1-(-4).

Passing (Comp-Att-Int-Yds)

Carolina: Miller 6-14-1-66.
Georgia: Johnson 6-13-0-84, Ray 0-4-0-0.

Receiving

Carolina: Sigler 3-32, Jolley 2-9, Cowell 1-19, Leverenz 1-6.
Georgia: Hunnicutt 4-58, Greene 1-26, Shirer 1-0.



BOWL GAME HISTORY

1972 Sun Bowl El Paso, Texas Carolina 32, Texas Tech 28 December 30, 1972



Carolina capped an 11-1 season in the 1972 Sun Bowl by defeating Texas Tech, 32-28. Quarterback Nick Vidnovic brought the Tar Heels from behind with a late scoring drive which he capped by tossing a 13-yard touchdown pass to wingback Ted Leverenz.

That play, with a minute to go in the game, gave UNC a 30-28 lead. Carolina added two points moments later as Ronnie Robinson sacked quarterback Joe Barnes in the end zone.

The Tar Heels led 9-0 in the second quarter on a field goal by Ellis Alexander and touchdown run by Dick Oliver. The Red Raiders rallied, however, for the next 21 points and a 21-9 lead. Vidnovic hit Leverenz for a 62-yard touchdown and Billy Hite carried it in from three yards to reestablish a 24-21 Carolina lead. Tech gained the advantage, 28-24, with 7:41 to play in the game.

Vidnovic completed 14 of 26 passes for 215 yards and two touchdowns. Ike Oglesby rushed for 71 yards and Sammy Johnson added 52.

The Red Raiders had a touchdown called back in the second quarter. All-America guard Donald Rives ran a blocked punt back for an apparent score, but Tech was flagged for unsportsmanlike conduct and the points were nullified.

1972 SUN BOWL STATS

Carolina	3	6	7	16	—	32
Texas Tech	0	7	14	7	—	28

NC - Alexander 32 FG
 NC - Oliver 22 run (kick failed)
 TT - Tillman 15 pass from Barnes (Grimes kick)
 TT - Smith 65 run (Grimes kick)
 TT - Smith 46 run (Grimes kick)
 NC - Leverenz 62 pass from Vidnovic (Alexander kick)
 NC - Hite 3 run (Leverenz pass from Vidnovic)
 TT - Smith 5 run (Grimes kick)
 NC - Leverenz 12 pass from Vidnovic (kick failed)
 NC - Safety (Barnes tackled in end zone)

	UNC	TT
First Downs	24	13
Rushes-Yardage	60-238	38-293
Passing Yardage	215	94
Passes	14-26-1	9-16-1
Total Offense	453	387
Return Yardage	18	105
Punts-Average	9-38.8	6-25.8
Fumbles-Lost	3-0	3-2
Penalties-Yardage	7-55	4-39

Rushing
Carolina: Oglesby 16-71, Johnson 13-52, Oliver 6-45, Kirkpatrick 6-27, Hite 5-20, Vidnovic 10-13, Leverenz 2-8, Jerome 1-3, Kupec 1-(-1).
Texas Tech: Smith 14-172, Hoskins 13-60, Barnes 7-48, Mosley 4-13.

Passing (Comp-Att-Int-Yds)
Carolina: Vidnovic 14-26-1-215.
Texas Tech: Barnes 9-16-0-94.

Receiving
Carolina: Leverenz 5-95, Bethea 3-34, Norton 2-42, Jerome 2-20, Waddell 1-15, Taylor 1-9.
Texas Tech: Samford 3-34, Tillman 2-31, Jobe 2-12, Jones 1-12, Mosley 1-5

1974 Sun Bowl El Paso, Texas Mississippi State 26, Carolina 24 December 28, 1974



Despite mounting 402 yards in total offense, the Tar Heels dropped a 26-24 decision to Mississippi State in a record-setting Sun Bowl.

Terry Vitrano's two-yard touchdown with 3:41 remaining was the game-winner. That capped a 16-play, 80-yard drive which lasted nearly seven minutes.

Carolina had taken a 24-20 lead with 10:26 to play on an Ellis Alexander field goal.

The Bulldogs totaled a Sun Bowl record 499 yards in total offense — 455 of those yards came on the ground via the veer offense. Walter Packer rushed for 189 yards, Vitrano added 164 and quarterback Rocky Felker gained another 69.

The Tar Heels also got big ground gains from Mike Voight and James Betterson. Voight picked up 90 yards on 19 carries and Betterson chipped in with 84 on 17 rushes. But Voight was stopped a yard shy of a first down on Carolina's last offensive play of the game. Chris Kupec, who led the nation in pass completion percentage, connected with Jimmy Jerome for 29 yards and a touchdown.

1974 SUN BOWL STATS

Carolina	7	0	14	3	—	24
Mississippi State	7	3	10	6	—	26

MS - Packer 1 run (Nichels kick)
 NC - Betterson 1 run (Alexander kick)
 MS - Nichels 24 FG
 NC - Betterson 6 run (Alexander kick)
 MS - Packer 16 run (Nichels kick)
 NC - Jerome 29 pass from Kupec (Alexander kick)
 MS - Nichels 32 FG
 NC - Alexander 26 FG
 MS - Vitrano 2 run (kick failed)

	UNC	MS
First Downs	22	25
Rushes-Yardage	54-277	68-455
Passing Yardage	125	44
Passes	5-15-1	3-8-0
Total Offense	402	499
Return Yardage	3	10
Punts-Average	4-38.3	3-35.0
Fumbles-Lost	3-0	1-1
Penalties-Yardage	2-30	5-45

Rushing
Carolina: Voight 17-90, Betterson 19-84, Oliver 9-57, Lamens 4-32, Jerome 4-14, Kupec 1-(-10).
Mississippi State: Packer 24-183, Vitrano 20-164, Felker 14-69, Johnson 7-22, Smith 3-17.

Passing (Comp-Att-Int-Yds)
Carolina: Kupec 5-15-1-125.
Mississippi State: Felker 2-7-0-33, Johnson 1-1-0-11.

Receiving
Carolina: Norton 2-61, Jerome 2-42, Waddell 1-22.
Mississippi State: Lewis 2-27, Barkum 1-17.

1976 Peach Bowl Atlanta, Ga. Kentucky 21, Carolina 0 December 31, 1976



Playing without an injured Mike Voight, the Atlantic Coast Conference Player of the Year, the Tar Heels managed just five first downs and 108 yards total offense in a 21-0 loss to Kentucky.

Voight, who had rushed for 1,407 yards, injured his ankle in practice two days before the game when he stepped in a hole going out on a pass play. Ironically, Voight had caught just four passes the entire season.

The teams battled to a tie at the half, but Carolina thought it had put up points in the first quarter. On the Tar Heels' opening drive, Matt Kupec hit split end Walker Lee with a 50-yard touchdown pass, but officials ruled the Tar Heels offside and the play came back.

Early in the third quarter, Kentucky defensive end Bud Diehl knocked the ball from Kupec's grasp and the 'Cats recovered at the UNC 21. That set up the first of three rushing touchdowns by fullback Rod Stewart.

Stewart, who finished with 104 yards and the game's MVP trophy, added fourth quarter scores from 13 and three yards.

Subbing for Voight, freshman Doug Paschal led the Tar Heels with 41 yards rushing.

1976 PEACH BOWL STATS

Carolina	0	0	0	0	—	0
Kentucky	0	0	7	14	—	21

KY - Stewart 1 run (Pierce kick)
 KY - Stewart 13 run (Pierce kick)
 KY - Stewart 3 run (Pierce kick)

	KY	UNC
First Downs	19	5
Rushes-Yardage	70-318	41-84
Passing Yardage	16	24
Passes	2-9-1	3-15-3
Total Offense	334	108
Return Yardage	64	18
Punts-Average	8-34.6	7-33.7
Fumbles-Lost	4-2	3-2
Penalties-Yardage	7-55	2-10

Rushing
Carolina: Paschal 11-41, Johnson 7-23, Collins 2-14, Tedder 9-11, Loomis 3-9, Mabry 1-1, Banks 1-(-1); Kupec 7-(-14).
Kentucky: Stewart 19-104, Brooks 8-66, Hill 18-55, Woods 9-42, Ramsey 13-30, Gemmill 1-15, Servino 1-4, Hawkins 1-2.

Passing (Comp-Att-Int-Yds)
Carolina: Kupec 3-15-3-24.
Kentucky: Ramsey 2-8-0-16, Deaton 0-1-1-0.

Receiving
Carolina: Mabry 1-11, Lee 1-8, Williams 1-5.
Kentucky: Hill 1-13, Woods 1-3.

BOWL GAME HISTORY



1977 Liberty Bowl Memphis, Tenn. Nebraska 21, Carolina 17 December 19, 1977



No. 12 Nebraska scored two fourth quarter touchdowns and rallied for a 21-17 victory over 13th-rated North Carolina.

Reserve quarterback Randy Garcia came off the Cornhuskers' bench in the final period to toss a pair of touchdown passes, including a 33-yard game-winner to Tim Smith with 3:16 left in the game. That came six plays after Nebraska recovered a fumble at the UNC 43.

Tar Heel quarterback Matt Kupec, voted the game's Most Valuable Player despite the loss, had led the Tar Heels to a 17-7 lead in the third quarter. Kupec, who connected on seven of his 11 passes, threw touchdown passes to Brooks Williams and Bob Loomis. Tom Biddle added Carolina's final points with 4:17 left in the third on a Liberty Bowl record 47-yard field goal.

Carolina led the nation in scoring defense in 1977, allowing just 7.4 points per game through the regular season. Nebraska was the only team to score more than 14 points against UNC all season.

Bill Dooley resigned in January 1978 to accept the dual position of head football coach and athletic director at Virginia Tech.

1972 LIBERTY BOWL STATS

Carolina	0	14	3	0	—	17
Nebraska	0	7	0	14	—	21

NC - Williams 12 pass from Kupec (Biddle kick)
 NB - Donnell 15 run (Todd kick)
 NC - Loomis 10 pass from Kupec (Biddle kick)
 NC - Biddle 47 FG
 NB - Craig 10 pass from Garcia (Todd kick)
 NB - T. Smith 34 pass from Garcia (Todd kick)

	UNC	NEB
First Downs	17	21
Rushes-Yardage	55-164	52-206
Passing Yardage	93	161
Passes	8-13-1	14-17-0
Total Offense	257	367
Return Yardage	0	-1
Punts-Average	3-40.3	3-37.0
Fumbles-Lost	3-2	4-2
Penalties-Yardage	5-35	2-10

Rushing
Carolina: Paschal 16-77, Lawrence 8-35, Loomis 8-33, Johnson 6-16, Collins 2-8, Lee 1-(-2); Kupec 14-(-3).
Nebraska: Donnell 9-59, Hipp 18-52, Anthony 6-39, Berns 7-38, Sorley 8-21, Craig 1-5, Garcia 3-(-8).

Passing (Comp-Att-Int-Yds)
Carolina: Kupec 7-11-1-75, Lawrence 1-1-0-18, Lee 0-1-0-0.
Nebraska: Sorley 11-13-0-105, Garcia 3-3-0-56, T. Smith 0-1-0-0.

Receiving
Carolina: Williams 4-44, Paschal 1-16, Finn 1-16, Loomis 1-10, Collins 1-7.
Nebraska: T. Smith 4-78, Craig 4-53, Berns 2-9, Hipp 2-6, Spaeth 1-12, Miller 1-3.

1979 Gator Bowl Jacksonville, Fla. Carolina 17, Michigan 15 December 28, 1979



Matt Kupec completed 18 of 28 passes for 161 yards and one touchdown and Amos Lawrence rushed for 118 yards to lead North Carolina to a 17-15 win over Michigan.

Trailing 9-0, the Tar Heels rallied for the next 17 points and then held off a Michigan threat late in the game to post the first of Dick Crum's four consecutive bowl wins.

Carolina had two chances early on to score first, but high winds knocked down a pair of Jeff Hayes field goal attempts. Michigan did score first following a turnover and added a 53-yard touchdown reception by Anthony Carter to move ahead 9-0.

Doug Paschal put the Heels on the board with a two-yard touchdown. Early in the third, Kupec engineered a 16-play, 97-yard touchdown drive which culminated in a 12-yard pass to Phil Farris. Hayes added a 32-yard field goal in the fourth for a 17-9 UNC lead.

Michigan, thwarted once already in the fourth when Lawrence Taylor scooped up a loose ball, did manage another Carter touchdown with 1:28 left, but the two-point conversion pass to Carter fell short.

Kupec and Lawrence were named co-Most Valuable Players.

1979 GATOR BOWL STATS

Michigan	0	9	0	6	—	15
Carolina	0	7	7	3	—	17

UM - Virgil 20 FG
 UM - Carter 53 pass from Wangler (kick failed)
 NC - Paschal 1 run (Hayes kick)
 NC - Farris 12 pass from Kupec (Hayes kick)
 NC - Hayes 32 FG
 UM - Carter 30 pass from Dickey (pass failed)

	UNC	UM
First Downs	20	18
Rushes-Yardage	51-169	42-152
Passing Yardage	161	328
Passes	18-28-0	17-26-2
Total Offense	330	480
Return Yardage	58	11
Punts-Average	6-45.4	6-35.1
Fumbles-Lost	3-2	2-2
Penalties-Yardage	6-74	8-87

Rushing
Carolina: Lawrence 23-118, Paschal 14-49, Johnson 3-8, Bryant 2-3, Kupec 9-(-9).
Michigan: Woolfolk 16-63, Smith 8-51, Dickey 11-42, Edwards 4-15, Cade 1-3, Wangler 2-(-22).

Passing (Comp-Att-Int-Yds)
Carolina: Kupec 18-28-0-161.
Michigan: Wangler 6-8-0-203, Dickey 11-18-2-125.

Receiving
Carolina: Lawrence 5-38, Chatham 5-37, Tucker 3-22, Farris 2-34, Grey 2-28, Paschal 1-2.
Michigan: Woolfolk 5-43, Carter 4-141, Marsh 3-46, Betts 3-41, Clayton 1-50, Cade 1-7.

1980 Bluebonnet Bowl Houston, Texas Carolina 16, Texas 7 December 31, 1980



Amos Lawrence rushed for 104 yards and one touchdown and the Tar Heel defense allowed just two first downs and 36 total yards in the second half as Carolina played error-free football to defeat Texas, 16-7, in the Bluebonnet Bowl.

Lawrence, the game's Most Valuable Offensive Player, scampered 59 yards for a touchdown on the Tar Heels' fourth play from scrimmage for a 7-0 lead. Following a Texas touchdown in the second quarter by Mike Luck, Carolina regained the advantage for good on a one-yard run by Kelvin Bryant.

Jeff Hayes converted a fumbled punt snap by the Longhorns into a 31-yard field goal with 2:03 to play in the third quarter.

The defense, which allowed 224 yards and 11 Texas first downs in the opening half, dominated the second 30 minutes. UNC safety Steve Streater was named the defensive MVP as he had an interception, recovered a fumble and also boomed a 63-yard punt, longest in Bluebonnet Bowl history.

Carolina's 11-1 record matched the best season in UNC history. The Tar Heels finished ranked eighth by the Associated Press and ninth by UPI.

1980 BLUEBONNET BOWL STATS

Carolina	6	7	3	0	—	16
Texas	0	7	0	0	—	7

NC - Lawrence 59 run (run failed)
 UT - Luck 1 run (Goodson kick)
 NC - Bryant 1 run (Hayes kick)
 NC - Hayes 31 FG

	UNC	UT
First Downs	16	13
Rushes-Yardage	48-234	44-132
Passing Yardage	121	128
Passes	11-19-0	11-27-1
Total Offense	355	260
Return Yardage	30	14
Punts-Average	5-37.0	5-43.6
Fumbles-Lost	0-0	4-1
Penalties-Yardage	5-35	3-35

Rushing
Carolina: Lawrence 18-104, Bryant 15-82, Smith 1-31, Elkins 12-12, Sturdivant 1-4, Johnson 1-1.
Texas: Clark 11-47, Walls 1-42, Luck 12-33, Robinson 6-27, McIvor 7-12, Tate 3-6, Little 3-(-5), Goodson 1-(-6).

Passing (Comp-Att-Int-Yds)
Carolina: Elkins 11-18-0-121, Lawrence 0-1-0-0.
Texas: McIvor 11-27-1-128.

Receiving
Carolina: Chatham 4-54, Bryant 4-31, D. Powell 1-21, Sturdivant 1-11, Elkins 1-4.
Texas: Sampleton 4-49, Koenning 3-51, Luck 3-24, Robinson 1-4.



BOWL GAME HISTORY

1981 Gator Bowl
Jacksonville, Fla.
Carolina 31, Arkansas 27
December 28, 1981



Kelvin Bryant rushed for 148 yards and Ethan Horton added 144 to lead the Tar Heels to a 31-27 victory over Arkansas in the Gator Bowl.

Bryant and Horton shared Most Valuable Player honors, but it was a key defensive stop by seldom-used freshman

Ronnie Snipes which saved the night for Carolina.

After building a 31-10 lead midway through the fourth quarter, Carolina watched as Arkansas rallied for two touchdowns and had the ball again inside Tar Heel territory with less than a minute to play. But on third down, Snipes, who had played just two previous downs in the contest, sacked quarterback Brad Taylor for a 17-yard loss.

The game was deadlocked at 10-10 at the half, but Carolina came right out to open the third quarter and put together a 13-play, 85-yard drive which was capped by Horton's one-yard scoring run.

UNC quarterback Rod Elkins scored on a one-yard sneak on the Tar Heels' next drive. He was set up by a 21-yard run by Horton and a 13-yard scamper by Bryant.

Horton then churned out 42 yards on six plays and went in from four yards out to give the Heels a 31-10 lead with 7:29 to play in the game.

The Razorbacks scored with 5:05 to play, recovered an onside kick and scored again with 2:44 left. UNC punter Jeff Hayes took an intentional safety with 1:44 to play. That gave the ball back to Arkansas and set up Snipes' defensive gem.

1981 GATOR BOWL STATS

Carolina	3	7	14	7	—	31
Arkansas	7	3	0	17	—	27

NC - Barwick 31 FG
 AR - Holloway 66 pass from Taylor (Lahay kick)
 NC - Bryant 1 run (Hayes kick)
 AR - Lahay 28 FG
 NC - Horton 1 run (Hayes kick)
 NC - Elkins 1 run (Hayes kick)
 NC - Horton 4 run (Hayes kick)
 AR - Clark 3 run (Clark pass from Taylor)
 AR - Mason 7 pass from Taylor (Lahay kick)
 NC - Safety (Hayes stepped out of end zone)

	UNC	ARK
First Downs	21	16
Rushes-Yardage	65-283	38-89
Passing Yardage	53	307
Passes	7-17-0	14-29-1
Total Offense	336	396
Return Yardage	38	36
Punts-Average	6-41.9	6-35.5
Fumbles-Lost	3-1	2-1
Penalties-Yardage	8-55	3-44

Rushing
Carolina: Bryant 27-148, Horton 27-144, Anthony 3-17, Jones 1-1, Hayes 1-(-10); Elkins 6-(-17).

Arkansas: Clark 10-40, Tolbert 5-27, Anderson 7-18, Pierce 5-14, Taylor 11-(-10).

Passing (Comp-Att-Int-Yds)
Carolina: Elkins 7-17-0-53.
Arkansas: Taylor 14-29-307-1.

Receiving
Carolina: Bryant 3-24, Richardson 2-15, Anthony 1-7, Jones 1-7.
Arkansas: Anderson 5-85, Holloway 4-171, Clark 1-17, Mistler 1-10, Kidd 1-10, Mason 1-7, Pierce 1-7.

1982 Sun Bowl
El Paso, Texas
Carolina 26, Texas 10
December 25, 1982



North Carolina scored the final 23 points of the game in the final quarter and held seventh-ranked Texas to 48 total yards in the second half as the Tar Heels became the first ACC team to win four consecutive bowl games.

Ethan Horton was the offensive star of the game, rushing for 119 yards in the second half as Carolina won 26-10. He replaced injured starter Kelvin Bryant, who totaled 45 yards before leaving the game with an injured ankle.

Trailing 10-3 after three quarters, the Tar Heels vaulted into the lead via three consecutive field goals. Sophomore walk-on Rob Rogers, who had connected from 53 yards in the second quarter, hit a 47-yard field goal with 14:51 to play to narrow the Texas lead to 10-6. Brooks Barwick was then successful from 24 and 42 yards, the latter putting the Heels into the lead at 12-10 with 4:56 left.

Horton tacked on a three-yard touchdown with 2:17 remaining and Mike Wilcher fell on a loose ball in the end zone for another touchdown with 1:35 to play.

The defensive series of the game came five minutes into the third quarter with Texas leading 10-3 and with the ball, third-and-goal at the Carolina one. Two times, Texas fullback Ervin Davis tried to find the end zone, but twice he was hurled back. First, it was Wilcher who made the hit and then on 4th-and-goal, Greg Poole made the stop which changed the game.

The Christmas Day affair was played with intermittent snow flurries and a wind-chill reading that hovered around 12 degrees.

1982 SUN BOWL STATS

Carolina	0	3	0	23	—	26
Texas	7	3	0	0	—	10

TX - Mullins recovers blocked punt in end zone (Allegrè kick)
 NC - Rogers 53 FG
 TX - Allegrè 24 FG
 NC - Rogers 47 FG
 NC - Barwick 24 FG
 NC - Barwick 42 FG
 NC - Horton 3 run (Barwick kick)
 NC - Wilcher recovers fumble in end zone (Barwick kick)

	UNC	UT
First Downs	15	10
Rushes-Yardage	67-224	44-80
Passing Yardage	10	50
Passes	3-11-0	6-23-1
Total Offense	234	130
Return Yardage	0	19
Punts-Average	6-25.2	5-32.8
Fumbles-Lost	3-3	2-2
Penalties-Yardage	4-20	2-20

Rushing
Carolina: Horton 27-119, Bryant 15-45, Colson 8-38, Winfield 2-18, Anthony 8-14, Moon 1-3, Stankavage 5-(-2); Lowe 1-(-1).
Texas: Clark 14-56, Luck 7-32, Orr 6-18, Davis 8-10, Robinson 1-3, Walls 2-(-11); Dodge 6-(-28).

Passing (Comp-Att-Int-Yds)
Carolina: Stankavage 3-11-0-10.
Texas: Dodge 6-22-1-50, Davis 0-1-0-0.

Receiving
Carolina: Anthony 1-4, Bryant 1-3, Harrison 1-3.
Texas: Micho 2-18, Orr 2-11, Mullins 1-14, Robinson 1-7.

1983 Peach Bowl
Atlanta, Ga.
Florida State 28, Carolina 3
December 30, 1983



Florida State scored the first two times it had the ball and penalties and turnovers cost the Tar Heels dearly, as the Seminoles whipped Carolina 28-3 in a miserably cold and half-empty Peach Bowl.

Played before only 25,648 fans in low-20 degree temperatures, the Peach Bowl loss snapped the Tar Heels' consecutive bowl- game winning streak at four.

The Seminoles held the Tar Heels' running game to just 32 yards and three first downs. One thousand-yard rushers Ethan Horton and Tyrone Anthony were held to 30 and 27 yards, respectively.

Florida State quarterback Eric Thomas, making his first start, connected with Weegie Thompson on touchdown passes on the 'Noles first two series.

Midway through the second quarter, the Tar Heels fumbled away a punt at their own 16 and FSU converted via a 1-yard touchdown run.

Carolina put up its only points of the day on Brooks Barwick's 36-yard field goal.

The loss was the fourth in the final five games of the season and ended a season in which Carolina had been ranked third in the nation.

1983 PEACH BOWL STATS

Carolina	0	0	0	3	—	3
Florida State	14	7	0	7	—	28

FS - Thompson 15 pass from Thomas (Hall kick)
 FS - Thompson 18 pass from Thomas (Hall kick)
 FS - Snipes 1 run (Hall kick)
 NC - Barwick 36 FG
 FS - Thomas 1 run (Hall kick)

	FSU	UNC
First Downs	23	16
Rushes-Yardage	59-265	26-32
Passing Yardage	99	166
Passes	7-13-1	18-40-0
Total Offense	364	198
Return Yardage	9	0
Punts-Average	6-38.8	6-45.2
Fumbles-Lost	3-0	4-1
Penalties-Yardage	6-34	7-60

Rushing
Carolina: Horton 9-30, T. Anthony 9-27, Littlejohn 2-5, Jones 1-(-2) Griffin 1-(-9); Stankavage 4-(-19).
Florida State: Allen 17-97, Jones 20-79, Thomas 13-41, Snipes 8-37, Hester 1-11.

Passing (Comp-Att-Int-Yds)
Carolina: Stankavage 17-39-0-150, T. Anthony 1-1-0-16.
Florida State: Thomas 7-13-1-99.

Receiving
Carolina: Winfield 4-55, Franklin 3-34, T. Anthony 3-17, Horton 3-11, Smith 2-21, Stankavage 1-16, Griffin 1-11, Littlejohn 1-1.
Florida State: Pantone 3-48, Thompson 2-33, Allen 2-18.



BOWL GAME HISTORY



1986 Aloha Bowl Honolulu, Hawaii Arizona 30, Carolina 21 December 27, 1986



Arizona converted four North Carolina fumbles into 20 points and then held off a furious Tar Heel rally in the fourth quarter to win the 1986 Aloha Bowl, 30-21.

Carolina dug itself a 30-0 hole and did not put points on the board until freshman tailback

Torin Dorn broke a 58-yard touchdown run with 2:19 left in the third quarter.

The Tar Heels fumbled five times in the first three periods and the Wildcats turned them into two touchdowns and two field goals.

Following Dorn's electrifying run, the Tar Heels quickly moved back within striking distance with two more touchdowns in the next seven minutes.

Mark Maye hit Randy Marriott with a six-yard touchdown pass after a Norris Davis interception and then followed a Davis punt block with a two-yard scoring run of his own to narrow the margin to 30-21 with 9:10 to play.

That, however, was as close as Carolina could challenge. A couple of dropped passes thwarted two more Carolina drives.

Dorn was the game's leading ground-gainer, rushing for 101 yards on only seven carries. Maye completed 17 of 34 passes for 171 yards; he hooked up with Eric Starr a game-high seven times for 53 yards.

1986 ALOHA BOWL STATS

Arizona	0	13	17	0	—	30
Carolina	0	0	7	14	—	21

UA - Coston 31 FG
UA - Adams 1 run (Coston kick)
UA - Coston 38 FG
UA - Valder 52 FG
UA - Horton 13 pass from Jenkins (Coston kick)
UA - Greathouse 5 run (Coston kick)
NC - Dorn 58 run (Gliarmis kick)
NC - Marriott 6 pass from Maye (Gliarmis kick)
NC - Maye 2 run (Gliarmis kick)

	UA	UNC
First Downs	15	18
Rushes-Yardage	51-137	40-197
Passing Yardage	187	178
Passes	12-23-1	18-35-0
Total Offense	324	375
Return Yardage	51	6
Punts-Average	7-31.4	6-36.5
Fumbles-Lost	3-1	5-5
Penalties-Yardage	6-45	3-25

Rushing
Carolina: Dorn 7-101, Starr 19-54, Maye 9-24, Lopp 3-13, Hall 2-5.
Arizona: Adams 23-81, Greathouse 6-18, Webb 3-14, McLemore 4-11, Prior 4-5, Hill 1-5, Knox 1-3, Crouch 3-1, Jenkins 6-(-1).

Passing (Comp-Att-Int-Yds)
North Carolina: Maye 17-34-0-171, Hall 1-1-0-7.
Arizona: Jenkins 12-23-1-187.

Receiving
Carolina: Starr 7-53, E. Lewis 3-24, Streater 2-39, Lopp 2-5, Thompson 1-30, Smith 1-15, Marriott 1-6, Truitt 1-6.
Arizona: Adams 3-77, Fairholm 2-24, Lotti 1-25, Hill 1-16, Horton 1-13, Hanawalt 1-11, Greathouse 1-8, K. Lewis 1-8, Prior 1-4.

1993 Peach Bowl Atlanta, Ga. Carolina 21, Mississippi State 17 January 2, 1993



Defensive MVP Bracey Walker blocked consecutive third-quarter punts, returning one of them for the tying touchdown, and forced a fourth quarter interception which Cliff Baskerville returned 44 yards for a touchdown to lead Carolina to a 21-17 Peach Bowl win over

Mississippi State.

Walker's heroics capped a fierce second-half comeback in which the Tar Heels came from 14 points behind to score three times, although just once on an offensive possession.

MSU took a two-touchdown lead in the first quarter and had two more scores in the second quarter called back due to holding penalties.

Carolina regrouped at halftime, however, and cut the lead to 14-7 just six plays into the third quarter. Mike Thomas connected with Bucky Brooks for a 53-yard completion on the fourth play of the half and Natrone Means scored from a yard out two snaps later.

Means led the Tar Heel offense with 128 yards rushing and was named the game's Offensive MVP.

Later in the third quarter, Walker blocked a punt but Carolina's field goal try was unsuccessful. On the next series UNC again forced the Bulldogs to punt and this time Walker blocked the kick, picked up the loose ball and raced 24 yards untouched for the tying score.

Early in the final quarter Walker forced a midair loose ball with a jarring hit and Baskerville plucked the ball out of the air and sprinted 44 yards down the left sideline for what proved to be the winning score.

1993 PEACH BOWL STATS

Carolina	0	0	14	7	—	21
Mississippi State	14	0	0	3	—	17

MS - Truitt 2 pass from Plump (Gardner kick)
MS - Roberts 22 run (Gardner kick)
NC - Means 1 run (Pignetti kick)
NC - Walker 41 blocked punt return (Pignetti kick)
NC - Baskerville 44 interception return (Pignetti kick)
MS - Gardner 46 FG

	UNC	MS
First Downs	13	24
Rushes-Yardage	36-149	41-144
Passing Yardage	106	296
Passes	7-17-2	25-45-2
Total Offense	255	450
Return Yardage	106	20
Punts-Average	6-38.2	5-22.0
Fumbles-Lost	1-1	1-0
Penalties-Yardage	4-36	9-87

Rushing
Carolina: Means 21-128, Faulkerson 4-9, M. Thomas 9-6, Jordan 1-3, Brooks 1-3.
Mississippi State: Roberts 9-64, M. Davis 10-32, James 6-24, Prince 5-19, Jordan 1-9, Hudson 1-5, Truitt 1-0, Plump 8-(-9).

Passing (Comp-Att-Int-Yds)
Carolina: M. Thomas 7-16-2-106, Jerry 0-1.
Mississippi State: Plump 24-40-2-287, Jordan 1-4-0-9, Hudson 0-1.

Receiving
Carolina: Brooks 2-60, Jerry 2-20, Means 1-15, Holliday 1-13, Felton 1-(-2)
Mississippi State: Harris 8-127, Roberts 5-49, Truitt 3-31, Prince 2-23, Clanton 2-21, James 2-0, Ward 1-20, Jones 1-16, Knight 1-9.

1993 Gator Bowl Jacksonville, Fla. Alabama 24, Carolina 10 December 31, 1993



Quarterback Brian Burgdorf threw for two touchdowns and ran for another to lead 18th-ranked and defending national champion Alabama to a 24-10 victory over 11th-ranked Carolina in Outback Steakhouse Gator Bowl.

Corey Holliday caught nine passes for 125 yards and was UNC's MVP.

After a scoreless first period, Alabama took the lead on a 22-yard field goal by Michael Proctor. Carolina quarterback Jason Stanicek then led a seven-play, 80-yard touchdown drive in just 1:36 to take the lead, 7-3, on the ensuing possession. Stanicek hit Holliday with completions of 29 and 22 yards and executed one of his trademark option pitches to freshman tailback Leon Johnson for an 18-yard gain. William Henderson plunged in from a yard out for the lead.

The Crimson Tide went up 10-7 Burgdorf scored from 33 yards out on a quarterback draw.

With 1:44 left before intermission, Stanicek led what would be the final Tar Heel scoring drive. He hit Holliday with passes of 12 and nine yards and Curtis Johnson ran twice for 20 yards before the drive stalled and Tripp Pignetti hit a 23-yard field goal to tie the game at 10.

The Alabama defense was the key to the game, holding UNC to a season-low 42 net yards rushing on 25 carries. Carolina could only muster 40 total yards and four first downs in the second half.

1993 GATOR BOWL STATS

Carolina	0	10	0	0	—	10
Alabama	0	10	7	7	—	24

AL-Proctor 22 FG
NC-Henderson 1 run (Pignetti kick)
AL-Burgdorf 33 run (Proctor kick)
NC-Pignetti 23 FG
AL-Lynch 8 pass from Burgdorf (Proctor kick)
AL-Key 10 pass from Burgdorf (Proctor kick)

	UNC	AL
First Downs	14	21
Rushes-Yardage	25-91	46-208
Passing Yardage	225	166
Passes	19-35-0	15-23-0
Total Offense	267	330
Return Yardage	20	4
Punts-Average	7-30.1	6-40.0
Fumbles-Lost	1-1	3-0
Penalties-Yardage	1-15	4-34

Rushing
Carolina: C. Johnson 6-27, L. Johnson 2-24, Stanicek 12-2, Henderson 4-1, Brooks 1-(-12).
Alabama: Williams 18-94, Burgdorf 6-48, Steger 6-24, Palmer 1-13, Anderson 7-11, Kitchens 1-(-1), Lynch 5-(-2), Lee 2-(-23).

Passing (Comp-Att-Int-Yds)
Carolina: Stanicek 19-35-0-225.
Alabama: Burgdorf 15-23-0-166.

Receiving
Carolina: Holliday 9-125, L. Johnson 3-24, F. Jones 2-55, C. Johnson 1-6, Brooks 1-5, Henderson 1-4, Montoro 1-3, Wall 1-3.
Alabama: Palmer 5-62, Key 3-33, Anderson 3-13, T. Johnson 2-40, Lee 1-10, Lynch 1-8.



BOWL GAME HISTORY

1994 Sun Bowl
El Paso, Texas
Texas 35, Carolina 31
December 30, 1994



Priest Holmes rushed for 161 yards and four touchdowns, including the game-winner with 1:17 to play, to lead Texas to a 35-31 win over the Tar Heels before a Sun Bowl record crowd of 50,612.

Holmes' four-touchdown performance wrestled away MVP honors from UNC quarterback Mike Thomas, who had the finest passing day of his career. Thomas completed 23 of 39 passes for 298 yards and two touchdowns. He set UNC bowl game records for completions and yards and tied the mark with two scoring tosses. He was 15 for 19 in the first half and completed 20 of 29 before a final desperation drive.

Wide receivers Marcus Wall and Octavus Barnes were two more standouts for the Tar Heels. Wall was selected the game's Most Valuable Special Teams Player. He gave the Tar Heels a 24-21 lead in the fourth quarter when he returned a punt 82 yards for a touchdown.

Barnes set UNC bowl game records for most catches and yards with nine receptions for 165 yards and one score. The 165 yards were also the most in Sun Bowl history.

With Carolina up, 31-21, Texas quickly went on a 68-yard touchdown drive in only 2:38. On the next series, Texas took over at its own 32 and drove 68 yards in 10 plays for the winning score. Holmes carried the last three plays on the drive for nine, two and finally the five yard touchdown run.

1994 SUN BOWL STATS

Carolina	7	10	0	14	—	31
Texas	7	14	0	14	—	35

UNC - C. Johnson 11 run (Pignetti kick)
 UT - Holmes 1 run (Dawson kick)
 UT - Watkins 8 fumble recovery (Dawson kick)
 UNC - Pignetti 25 FG
 UT - Holmes 1 run (Dawson kick)
 UNC - Wall 8 pass from M. Thomas (Pignetti kick)
 UNC - Wall 82 punt return (Pignetti kick)
 UNC - Barnes 50 pass from M. Thomas (Pignetti kick)
 UT - Holmes 9 run (Dawson kick)
 UT - Holmes 5 run (Dawson kick)


	UNC	UT
First Downs	25	26
Rushes-Yards	44-180	44-229
Passing Yardage	298	196
Passing (C-A-I)	23-40-1	15-32-1
Plays-Total Offense	84-478	76-425
Return Yardage	103	76
Punts	5-35.4	6-35.8
Fumbles-Lost	2-1	3-1
Penalties/Yardage	6/58	7/55
Time of Possession	28:45	31:15

Rushing
Carolina: C. Johnson 17-70, L. Johnson 15-70, Henderson 5-16, Wall 2-30, M. Thomas 3-4, Marshall 1-(-1), Stanicek 1-(-9)
Texas: Holmes 27-161, Walker 9-19, Brown 7-43, E. Jackson 1-6

Passing (Comp-Att-Int-Yds)
Carolina: M. Thomas 23-39-1-298-2, Stanicek 0-1
Texas: Brown 15-31-1-196-0, Brown 0-1

Receiving
Carolina: Barnes 9-165, Wall 7-82, Henderson 3-42, L. Johnson 3-13, C. Johnson 1-(-4)
Texas: Fitzgerald 6-60, Pinkney 3-29, Holmes 2-44, C. Jackson 1-34, E. Jackson 1-12, Walker 1-12, Kemp 1-5

1995 Carquest Bowl
Miami, Fla.
Carolina 20, Arkansas 10
December 30, 1995



Leon Johnson rushed for a Carolina bowl record 195 yards and Mike Thomas threw for two scores as the Tar Heels knocked off Arkansas, 20-10, in the Carquest Bowl.

Johnson's 195-yard effort topped the previous high of 148 yards by Kelvin Bryant, also against Arkansas, in the 1981 Gator Bowl. Johnson had just 23 yards on eight carries in the first half, but exploded for 172 yards in the second half.

All-America tackle Marcus Jones capped his career with four tackles for losses, including a quarterback sack on Arkansas' last play from scrimmage - his final collegiate play.

Trailing by a touchdown the Tar Heels quickly moved into position to tie the game. On third-and-long quarterback Mike Thomas rolled right, threw back across the field to Ashford, who sprinted around the left flank into the end zone.

The Razorbacks managed to take a 10-7 lead in the third quarter on a 26-yard field goal by Latourette. Two series later Carolina went into the lead for good. On third-and-eight from the 28, Thomas ran the option around the right corner, turned upfield and then pitched the ball to Johnson, who was trailing the play perfectly. Johnson ran untouched for a 28-yard, go-ahead score.

1995 CARQUEST BOWL STATS

Arkansas	7	0	3	0	—	10
Carolina	7	0	13	0	—	20

ARK - Lucas 25 pass from Lunney (Latourette kick)
 UNC - Ashford 18 pass from M. Thomas (Welch kick)
 ARK - Latourette 26 FG
 UNC - L. Johnson 28 run (Welch kick)
 UNC - Stevens 87 pass from M. Thomas

	ARK	UNC
First Downs	26	20
Rushes-Yards	44-162	49-242
Passing Yardage	227	177
Passing (C-A-I)	16-35-2	10-23-0
Plays-Total Offense	79-389	72-419
Return Yardage	(-1)	34
Punts	4-38.8	4-32.5
Fumbles-Lost	1-1	0-0
Penalties-Yardage	3-36	4-31
Time of Possession	30:03	29:07

Rushing
Carolina: L. Johnson 29-195, Wall 2-15, Watson 6-13, M. Thomas 7-8, Parquet 3-6, Geter 1-3, McGregor 1-2
Arkansas: M. Johnson 29-136, Lunney 14-19, Meadors 1-7

Passing (Comp-Att-Int-Yds-TD)
Carolina: M. Thomas 10-23-0-177-2
Arkansas: Lunney 16-35-2-227-1

Receiving
Carolina: Ashford 3-38, Barnes 3-21, Stevens 1-87, N. Brown 1-19, Watson 1-12, L. Johnson 1-0
Arkansas: Meadors 7-101, Eubanks 3-45, Heringer 3-42, M. Johnson 2-14, Lucas 1-25

1997 Gator Bowl
Jacksonville, Fla.
Carolina 20, West Virginia 13
January 1, 1997



Oscar Davenport, starting in place of injured first-team all-conference quarterback Chris Keldorf, completed 14 of 26 passes for 175 yards and one touchdown as Carolina defeated West Virginia 20-13 in the 52nd annual Toyota Gator Bowl.

Davenport, who also rushed for one touchdown, was named the game's MVP.

Carolina broke the scoring drought early in the second quarter when Davenport found Octavus Barnes in the back corner of the end zone on an 18-yard pass. As time was running down in the first half, Davenport and Leon Johnson led the Tar Heels on a five-play touchdown drive. Johnson caught a pass for 13 yards and rushed twice for 19 yards in the drive. Davenport scored on a 5-yard option keeper for a 17-3 lead.

West Virginia opened the second-half scoring with a 34-yard touchdown pass to close within seven points. A fumble recovery by Greg Williams ended one WVU threat, but West Virginia had one last chance to tie the game late in the fourth quarter. Carolina stopped the Mountaineers on 4th-and-6 at the UNC 24 with just under two minutes remaining.

Dre' Bly, Carolina's consensus first-team All-America, picked off two second-half passes. Carolina's defense forced four West Virginia turnovers; the Mountaineers had 10 in 11 regular-season games.

1997 GATOR BOWL STATS

Carolina	0	17	3	0	—	20
West Virginia	0	3	7	3	—	13

UNC - Barnes 18 pass from Davenport (McGee kick) (13:05, 2nd)
 UNC - McGee 22-yard field goal (10:44, 2nd)
 WVU - Taylor 47-yard field goal (2:24, 2nd)
 UNC - Davenport 5 run (McGee kick) (1:15, 2nd)
 WVU - Saunders 34 pass from Johnston (Taylor kick) (12:06, 3rd)
 UNC - McGee 20-yard field goal (5:31, 3rd)
 WVU - Taylor 47-yard field goal (8:18, 4th)

	UNC	WVU
First Downs	19	21
Rushes-Yards	36-66	42-114
Passing Yardage	197	175
Passing (C-A-I)	17-34-3	14-26-0
Plays-Total Offense	70-263	68-289
Return Yardage	40	27
Punts (No.-Avg.)	3-41.0	7-38.3
Fumbles-Lost	0-0	0-0
Penalties/Yardage	4-52	9-63
Time of Possession	31:32	28:28

Rushing
UNC: Johnson 25-79, Davenport 14-31, Linton 2-4, Watson 1-0
WVU: Zereoue 21-63, White 6-16, Swoope 4-6, Johnston 5-(-19)


Passing (Comp-Att-Int-Yds-TD)
UNC: Davenport (14-26-0-175-1)
WVU: Johnston (17-34-3-197-1)

Receiving
UNC: N. Brown 3-62, Johnson 3-33, F. Jones 4-32, Stevens 2-25, Barnes 1-18, Watson 1-5
WVU: Saunders 9-130, Vanterpool 5-56, Swoope 1-10, White 2-1

BOWL GAME HISTORY



1998 Gator Bowl Jacksonville, Fla. Carolina 42, Virginia Tech 3 January 1, 1998



Chris Keldorf threw for 290 yards and three scores and Carolina's defense and special teams added touchdowns as the Tar Heels pounded Virginia Tech, 42-3, in the Toyota Gator Bowl.

The victory, UNC's most lopsided in a bowl game, secured a No. 4 final ranking in the coaches' poll for the 11-1 Tar Heels. The game was Carl Torbush's first as Carolina's head coach. Torbush, UNC's defensive coordinator the past 10 years, was elevated to head coach on December 8th after Mack Brown accepted the same position at the University of Texas.

Keldorf completed 17 of 28 passes, including touchdown throws of 62 and 14 yards to wide receiver Octavus Barnes and four yards to fullback Jamie Carrick.

Carolina amassed 427 total yards and held the Hokies to just 185 yards. Leading 3-0, Keldorf hit Barnes with a 62-yard bomb down the left sideline for a 10-0 lead. Later in the first quarter, Carolina forced Virginia Tech to punt deep in Hokie territory. Quinton Savage blocked the punt and Dre' Bly scooped it up at the 6-yard line and scored for a 16-0 UNC advantage.

One minute and 10 seconds after Bly's touchdown, Ellis fell on a loose ball in the Tech end zone for another touchdown. Carolina scored 16 first-quarter points in the entire regular season, but scored 16 in the first quarter of the Gator Bowl and six more just seven seconds into the second quarter.

The 42 points were the most in UNC postseason history and the three touchdown passes by Keldorf set a UNC bowl game record.

1998 GATOR BOWL STATS

Virginia Tech	0	0	3	0	—	3
Carolina	16	6	6	14	—	42

UNC- McGee 29-yard field goal (3:01, 1st)
 UNC- Barnes 62 pass from Keldorf (McGee kick) (6:07, 1st)
 UNC- Bly 6-yard blocked punt return (kick failed) (1:03, 1st)
 UNC- Ellis fumble recovery (conversion failed) (14:53, 2nd)
 UNC- Linton 1-yard run (kick failed) (9:43, 3rd)
 VT- Graham 40-yard field goal (4:37, 3rd)
 UNC- Barnes 14-yard pass from Keldorf (McGee kick) (14:55, 4th)
 UNC- Carrick 4-yard pass from Keldorf (McGee kick) (5:01, 4th)

	UNC	VT
First Downs	18	14
Rushes-Yards	37-124	40-161
Passing Yardage	318	90
Passing (C-A-I)	18-29-0	13-25-0
Plays-Total Offense	66-427	65-185
Return Yardage	25	11
Punts (No.-Avg.)	3-40.3	6-30.8
Fumbles-Lost	0-0	6-3
Penalties/Yardage	6-61	4-36
Time of Possession	29:31	30:29

Rushing

UNC: Linton 20-68, Geter 7-25, Williams 5-24, Keldorf 5-(-8)
 VT: Oxendine 10-39, Scales 1-29, Pegues 7-27, Sorensen 10-19, Parker 4-2, Hawkins 1-1, Clark 7-(-22)

Passing (Comp-Att-Int-Yds-TD)

UNC: Keldorf (17-28-0-290-3); Schmitz (1-1-0-28-0)
 VT: Clark (9-17-0-66-0); Sorensen (4-8-0-24-0)

Receiving

UNC: Barnes 3-89; Linton 6-81, Crumpler 5-77, N. Brown 2-39, Simmons 1-28, Carrick 1-4
 VT: Parker 4-32, Stuewe 2-24, Harrison 4-21, Scales 1-13, Ellison 1-3, Oxendine 1-(-3)

1998 Las Vegas Bowl Las Vegas, Nev. Carolina 20, San Diego State 13 December 19, 1998



Ronald Curry rushed for a season-high 93 yards and a touchdown, punter Brian Schmitz was outstanding despite windy conditions and the Tar Heel defense did not allow a TD in the last 59 minutes as Carolina defeated San Diego State, 20-13.

Curry, the game's Most Valuable Offensive Player, gave Carolina the lead for good with a 48-yard touchdown run on the final play of the opening quarter. He rushed for 93 yards on 10 carries and accounted for 96 of Carolina's 196 total offense yards, despite playing just four series.

The game was played with winds gusting to 47 miles per hour. Passing was almost impossible. In fact, Carolina won the game despite completing just four passes for 33 yards.

Schmitz averaged 44.0 yards on five punts and pinned the Aztecs inside their own 11-yard line four times. Late in the second quarter, Schmitz unloaded a 66-yard punt into the wind.

San Diego State took an early 7-0 lead in the first minute of the game before the Tar Heels scored 20 unanswered points to close the first half. After two second-half field goals cut it to 20-13, the Aztecs had one final chance to tie the game. With just over a minute left, Dre' Bly broke up a pass in the end zone. On the following play, Brandon Spoon tipped Brian Russell's pass in the air and the ball was intercepted at the goal line by Keith Newman with 59 seconds remaining.

1998 LAS VEGAS BOWL STATS

San Diego State	7	3	0	3	—	13
Carolina	12	8	0	0	—	20

SDSU- Mitchell 60 fumble run (Tandberg kick) (14:33, 1st)
 NC- McGee 32 FG (8:32, 1st)
 NC- McGee 23 FG (2:00, 1st)
 NC- Curry 48 run (kick missed) (0:00, 1st)
 NC- Bomar recovers blocked punt in end zone (Bailey pass from Davenport) (12:34, 2nd)
 SDSU - Tandberg 32 FG (2:16, 3rd)
 SDSU - Tandberg 38 FG (3:51, 4th)

	SDSU	UNC
First Downs	20	8
Rushes-Yards	49-193	37-163
Passing Yardage	102	33
Passing (C-A-I)	11-23-1	4-13-0
Plays-Total Offense	72-295	50-196
Punts (No.-Avg.)	7-24.1	5-44.0
Fumbles-Lost	3-0	1-1
Penalties/Yardage	4/36	6/73
Time of Possession	33:47	26:13

Rushing

UNC: Curry 10-93, Saunders 17-39, Dyer 4-15, Stevens 1-9, Robinson 3-6, Davenport 2-1
 SDSU: Lewis 25-61, Russell 13-41, Ned 9-25, Reyes 1-18, Gourdine 1-(-12), Mitchell 0-60

Passing (Comp-Att-Int-Yds-TD)

Carolina- Davenport 3-11-0-30-0, Curry 1-2-0-3-0
 San Diego State- Russell 10-22-1-99-0, Lewis 1-1-0-3-0

Receiving

UNC: N. Brown 3-18, Harris 1-15
 SDSU: Gourdine 3-31, Ned 2-18, Lewis 2-14, Mecham 1-18, Mitchell 1-14, McNeill 1-4, Russell 1-3

2001 Peach Bowl Atlanta, Ga. Carolina 16, Auburn 10 December 31, 2001



Willie Parker rushed for 131 yards and Ryan Sims led a spirited defensive effort as North Carolina won its fifth consecutive postseason bowl appearance with a 16-10 victory over Auburn in the Chick-fil-A Peach Bowl.

Parker, who started his first game since September, was spectacular, scoring on a 10-yard run in the first quarter and setting up a second-quarter field goal with a 43-yard dash. Parker had the fifth-best rushing day in UNC bowl history and it was the 11th time a Tar Heel had rushed for more than 100 yards in a bowl game.

Parker's touchdown was set up by Carolina's defense, which allowed just 32 total rushing yards and shutout Auburn for three quarters. In the first quarter, cornerback Michael Waddell forced a fumble at the Auburn 26-yard line that defensive end Joey Evans picked up and rumbled to the Auburn 8-yard line. Two plays later, Parker's touchdown gave Carolina a 7-0 lead.

Curry, who was named the game's Offensive MVP, scored on an incredible touchdown run in the third quarter to give Carolina a 16-0 advantage.

Defensively, Carolina came up with several big plays throughout the game and held off a furious Auburn comeback in the fourth quarter. Sims, the Defensive MVP, had six tackles, including two sacks and was constantly disrupting the Auburn backfield.

After scoring twice in the fourth quarter, Auburn attempted an onside kick, but UNC's Richard Moore covered the ball and the Tar Heels ran out the clock.

2001 PEACH BOWL STATS

Carolina	7	3	6	0	—
Auburn	0	0	0	10	—

NC- Parker 10 run (Reed kick) (9:34, 1st)
 NC- Reed 22 FG (0:55, 2nd)
 NC- Curry 62 run (kick failed) (8:25, 3rd)
 AUB- Duval 34 FG (13:16, 4th)
 AUB- Diamond 12 pass from Cobb (Duval kick) (1:18, 4th)

	UNC	AUB
First Downs	12	12
Rushes-Yards	40-174	32-31
Passing Yards	114	145
Comp-Att-Int	13-21-1	18-28-2
Plays-Total Yards (Ave)	61-288 (4.7)	60-176 (2.9)
Punts (Ave)	8-39.8	9-49.3
Fumbles-Lost	2-1	5-1
Penalties/Yards	9-73	4-26
Time of Possession	32:02	27:58

Rushing

Carolina- Parker 19-131, Curry 10-67, Lewis 3-6, Williams 2-0, Durant 2-(-12), Lafferty 1-(-13)
 Auburn- Brown 6-28, Butler 8-22, Moore 5-21, Campbell 8-1, Johnson 1-0, Carter 1-(-7)

Passing (Comp-Att-Yds-TD-Int)

Carolina- Curry 5-6-25-0-0, Durant 7-14-76-0-1
 Auburn- Campbell 12-18-74-0-1, Cobb 6-10-71-1-1

Receiving

Carolina- Aiken 7-73, Parker 3-24, Davis 3-17
 Auburn- Daniels 3-21, Willis 3-17, Diamond 2-17, Moore 2-16, Walkins 2-16, Johnson 2-15, Carter 1-21, Ratliff 1-18, McIntyre 1-8, Brown 1-(-4)



BOWL GAME HISTORY

2004 Continental Tire Bowl Charlotte, N.C. Boston College 37, Carolina 24 December 30, 2004



Kicker Ryan Ohliger scored on a 21-yard fake field goal run to seal Boston College's 37-24 victory over North Carolina in the Continental Tire Bowl.

Clinging to a 27-24 lead over North Carolina (6-6) in the fourth quarter, BC quarterback Paul Peterson was injured as he tried to run outside for a first down on third-and-1 and was brought down awkwardly by Tommy Davis. On the next play, Ohliger, a 5-foot-9 freshman, took the handoff from holder Matt Ryan and raced into the end zone, breaking a tackle along the way, for a 34-24 lead with 10:32 to play. Before leaving, Peterson went 24-of-33 for 236 yards and two touchdowns.

Virginia represented the ACC in the first two Tire Bowls, so the inclusion of North Carolina was a welcome change of scenery. Tar Heels fans snapped up over 65,000 tickets, washing out the scattering of Boston College supporters in a sea of light blue.

They had plenty to cheer about early as North Carolina seized the momentum by scoring a pair of touchdowns after Peterson's fumble and Ohliger's missed field goal.

North Carolina quarterback Darian Durant threw for 260 yards and three TDs in his final game as a Tar Heel. He finished his storied career with 51 school records, including all major passing and total offense records.

Wide receiver Derelle Mitchell caught seven passes for 116 yards.

2004 CONTINENTAL TIRE BOWL STATS

Boston College	14	7	0	16	-	37
Carolina	7	14	3	0	-	24

BC - Whitworth, L.V. 3 run (Ohliger kick) (8:13, 1st)
 UNC - McGill 12 pass from Durant (Barth kick) (6:08, 1st)
 BC - Adams 2 pass from Peterson (Ohliger kick) (1:32, 1st)
 UNC - Wright 5 pass from Durant (Barth kick) (7:12, 2nd)
 UNC - Mitchell 51 pass from Durant (Barth kick) (1:44, 2nd)
 BC - Kshetta 1 pass from Peterson (Ohliger kick) (0:17, 2nd)
 UNC - Barth 27 field goal (4:32, 3rd)
 BC - Callender 1 run (kick failed) (14:16, 4th)
 BC - Ohliger 21 run (Troost kick) (10:32, 4th)
 BC - Troost 18 field goal (4:09, 4th)

	BC	UNC
First Downs	20	22
Rushes-Yards	46-228	33-105
Passing Yards	249	259
Comp-Att-Int	25-35-0	23-41-0
Plays-Total Yards (Avg)	81-477 (5.9)	74-364 (4.9)
Punts (Avg)	7-41.4	4-37.2
Fumbles-Lost	2-1	0-0
Penalties-Yards	3-20	5-40
Time of Possession	33:58	26:02

Rushing
 Boston College - Callender 26-174, Whitworth 10-30, Ohliger 1-21
 Carolina - McGill 8-53, Scott 16-49

Passing (Comp-Att-Yds-TD-Int)
 Boston College - Peterson 24-33-0-236-2-0, Ryan 1-2-0-13-0-0
 Carolina - Durant 23-41-0-259-3-0

Receiving
 Boston College - Hazard 5-81, Adams 5-53, Kshetta 5-37, Lester 4-39
 Carolina - Mitchell 7-116, Holley 5-66, Wright 3-23, Scott 3-7, Hamlett 2-23

2008 Meineke Car Care Bowl Charlotte, N.C. West Virginia 31, Carolina 30 December 27, 2008



Pat White threw for 332 yards, including a 20-yard touchdown pass to Alric Arnett midway through the fourth quarter to send West Virginia to a 31-30 win over North Carolina in the Meineke Car Care Bowl.

The senior quarterback was voted MVP, helping West Virginia (9-4) overcome Hakeem Nicks' big day for North Carolina. Nicks caught eight passes for 217 yards and three touchdowns for the Tar Heels (8-5), but T.J. Yates was intercepted by Pat Lazear with under 2 minutes left to end Butch Davis' hopes of a bowl win in his second year at North Carolina.

White completed 26 of 32 passes and threw one interception.

After J.T. Thomas recovered Shaun Draughn's fumble at the West Virginia 30, White threw a 41-yard pass over the middle to Jock Sanders, picked up nine yards on a running play and then rifled a pass between two defenders to Arnett for the go-ahead touchdown with 7:14 left.

Yates couldn't find the dynamic Nicks on the Tar Heels' final drive, eventually throwing his first interception of the game.

Nicks already set three school receiving records and shattered his career-high in yards receiving - with 10:37 left in the second quarter. It was part of a dizzying offensive display by both teams that produced six touchdowns in the game's first 20 minutes.

Nicks' 25-yard TD catch from Yates early in the second quarter was his 178th career reception - another school record - and gave North Carolina a 23-21 lead. The action thrilled a sellout crowd at Bank of America Stadium.

2008 MEINEKE CAR CARE BOWL STATS

West Virginia	21	0	3	7	-	31
Carolina	14	9	7	0	-	30

WV - Devine 18 run (McAfee kick) (8:56, 1st)
 UNC - Nicks 73 pass from Yates (Barth kick) (7:22, 1st)
 WV - Arnett 44 pass from White (McAfee kick) (5:11, 1st)
 UNC - Nicks 66 pass from Arnold (Barth kick) (4:57, 1st)
 WV - Starks 35 pass from White (McAfee kick) (2:35, 1st)
 UNC - Team safety (13:23, 2nd)
 UNC - Nicks 25 pass from Yates (Barth kick) (10:37, 2nd)
 WV - McAfee 25 FG (9:00, 3rd)
 UNC - Yates 4 run (Barth kick) (4:29, 3rd)
 WV - Arnett 20 pass from White (McAfee kick) (7:14, 4th)

	WV	UNC
First Downs	20	15
Rushes-Yards	42-123	29-93
Passing Yards	332	277
Comp-Att-Int	32-26-1	26-16-1
Plays-Total Yards (Avg)	74-455 (6.1)	55-370 (6.7)
Punts (Avg)	3-44.3	5-40.0
Fumbles-Lost	2-1	2-1
Penalties-Yards	1-10	4-37
Time of Possession	33:44	26:16

Rushing
 West Virginia - Devine 13-61, White 21-55, Sanders 3-10
 Carolina - Draughn 17-65, Little 3-34, Houston 4-4

Passing (Comp-Att-Yds-TD-Int)
 West Virginia - White 26-32-332-3-1
 Carolina - Yates 15-25-211-2-1; Arnold 1-1-66-0-1

Receiving
 West Virginia - Arnett 7-93, Sanders 5-70, Jalloh 5-36, Starks 4-61, Urban 2-42
 Carolina - Nicks 8-217, Draughn 3-11, Little 2-36, Quinn 1-5, Arnold 1-4, Rome 1-4

2009 Meineke Car Care Bowl Charlotte, N.C. Pittsburgh 19, Carolina 17 December 26, 2009



Dion Lewis rushed for 159 yards and a touchdown, and Dan Hutchins kicked a 33-yard field goal with 52 seconds left to give the 17th-ranked Panthers a 19-17 win over North Carolina on Saturday in the Meineke Bowl.

Winning 10 games for the first time since Dan Marino was the quarterback in 1981, Pitt (10-3) converted on fourth down at its own 30 and took advantage of a key offside penalty to set up Hutchins' fourth field goal.

T.J. Yates threw two touchdown passes to Greg Little, but his incomplete pass on fourth-and-10 from his own 49 with 6 seconds left sent the Tar Heels (8-5) to their second straight bowl loss.

Yates was 19 of 37 for 183 yards and an interception while Little caught seven passes for 87 yards and Ryan Houston rushed for 83 yards.

But North Carolina's defense, which came in sixth in the nation overall and ninth against the run, struggled to contain the shifty Lewis.

The matchup featured old coaching buddies who won a national championship and Super Bowl together. Pitt's Dave Wannstedt and Davis worked on Jimmy Johnson's staffs at Oklahoma State, Miami and the Dallas Cowboys. Their careers then included NFL head coaching jobs before they returned to college.

It took Wannstedt's big gamble to help Pitt end a two-game losing streak after North Carolina took a 17-16 lead late in the third quarter on Yates' second touchdown pass to Little.

2009 MEINEKE CAR CARE BOWL STATS

Pittsburgh	0	13	3	3	-	19
Carolina	7	3	7	0	-	17

UNC - Little 15 pass from Yate (Barth kick) (6:57, 1st)
 Pitt - Hutchins 31 FG (14:11, 2nd)
 Pitt - Lewis 11 run (Hutchins kick) (11:08, 2nd)
 UNC - Barth 37 FG (1:05, 2nd)
 Pitt - Hutchins 31 FG (0:00, 2nd)
 Pitt - Hutchins 42 FG (9:11, 3rd)
 UNC - Little 14 pass from Yates (Barth kick) (4:00, 3rd)
 Pitt - Hutchins 33 FG (0:52, 4th)

	Pitt	UNC
First Downs	17	18
Rushes-Yards	36-129	29-81
Passing Yards	163	183
Comp-Att-Int	17-24-0	19-33-1
Plays-Total Yards (Avg)	60-292 (4.9)	62-264 (4.3)
Punts (Avg)	2-45.0	3-41.3
Fumbles-Lost	4-1	2-1
Penalties-Yards	4-26	8-78
Time of Possession	29:25	30:35

Rushing
 Pitt - Lewis 28-159, Graham 2-1, Stull 4-(-13)
 Carolina - Houston 24-83, Little 1-31, Boyd 1-(-11), Yates 3-(-22)

Passing (Comp-Att-Yds-TD-Int)
 Pitt - Stull 17-24-163-0-0
 Carolina - Yates 19-32-183-2-1

Receiving
 Pitt - Shanahan 5-83, Dickerson 4-21, Baldwin 3-31, Hynoski 3-20, Byham 1-9, Lewis 1-(-1)
 Carolina - Little 7-87, Highsmith 3-38, Pianto 2-26, White 2-17, Houston 2-8, Boyd 1-4, Barham 1-4, Jones 1-(-1)

BOWL GAME HISTORY



2010 Music City Bowl Nashville, Tenn. Carolina 30, Tennessee 27 December 30, 2010



Casey Barth kicked a 23-yard field goal in the second overtime to send North Carolina past Tennessee 30-27 in a Music City Bowl that will be remembered much more for the crazy finish of regulation than how it ended.

Barth kicked a 39-yard field goal after officials reviewed what had been the final play of the game and decided to penalize the Tar Heels (8-5) for having "more than 11 men" on the field. The Big Ten officiating crew also announced T.J. Yates had spiked the ball with 1 second left. That allowed Barth to run out and kick the field goal that tied it at 20.

Tennessee (6-7) was stunned at the sudden switch that cost the Vols an apparent bowl victory to cap Derek Dooley's first season. Tyler Bray threw a 25-yard TD in the first overtime, but Quan Sturdivant picked him off to end the Vols' last chance in the second OT.

Tennessee had the home-field advantage with LP Field painted orange from top to bottom, and the Vols' fans had been celebrating ever since Bray's 8-yard TD pass to Justin Hunter put them up 20-17 with 5:16 left.

But Donte Paige-Moss blocked Daniel Lincoln's extra point, and that provided the edge North Carolina needed to force overtime with Barth's second field goal.

Tennessee had a chance to clinch the victory when the Vols got the ball back with 1:36 left but punted it back to North Carolina with 31 seconds remaining to set up the bizarre finish.

The Tar Heels intercepted Bray three times, finished with four sacks and held Tennessee to 27 yards rushing on 29 attempts.

2010 MUSIC CITY BOWL STATS

Carolina	7	10	0	3	7	3	-	30
Tennessee	7	7	0	6	7	0	-	27

NC - Draughn 58 yd run (Barth kick) (10:58, 1st)
 UT - Jones 29 pass from Bray (Lincoln kick) (2:10, 1st)
 NC - Barth 28 yd field goal (10:24, 2nd)
 UT - Rogers 45 yd pass from Bray (Lincoln kick) (1:30, 2nd)
 NC - Highsmith 39 yd pass from Yates (Barth kick) (0:27, 2nd)
 UT - Hunter 8 yd pass from Bray (kick blocked) (5:16, 4th)
 NC - Barth 39 yd field goal (0:00, 4th)
 NC - Yates 1 yd run (Barth kick) (OT1)
 UT - Stocker 20 yd pass from Bray (Lincoln kick) (OT1)
 NC - Barth 23 yd field goal (OT2)

	UNC	UT
First Downs	21	20
Rushes-Yards	29-151	29-27
Passing Yards	234	312
Comp-Att-Int	23-40-1	27-45-3
Plays-Total Yards (Avg)	69-385 (5.6)	74-339 (4.6)
Punts (Avg)	7-40.9	8-43.5
Fumbles-Lost	1-1	3-0
Penalties-Yards	12-80	8-75
Time of Possession	28:11	31:49

Individual Rushing Leaders

Carolina - Draughn 23-160; Harrelson, 1-12, Boyd 1-7
 UT - Poole 11-40; Neal 9-28

Individual Passing Leaders (Comp-Att-Yds-TD-Int)

Carolina - Yates 23-39-234-1-1
 UT - Bray 27-45-312-4-3

Individual Receiving Leaders

Carolina - Taylor 9-85, Jones 5-51, Draughn 3-6, Wilson 2-17, Adams 1-8, Highsmith 1-39, Harrelson 1-28
 UT - Jones 9-89, Stocker 5-58, Moore 4-69, Poole 4-16, Rogers, D. 1-45, Rivera 1-15, Hunter 1-8, Neal 1-7, Rogers, Z. 1-5

2011 Independence Bowl Shreveport, La. Missouri 41, Carolina 24 December 26, 2011



James Franklin ran for two touchdowns and threw for another, and Missouri beat North Carolina 41-24 in the Independence Bowl.

Franklin, named the game's offensive Most Valuable Player, rushed for 142 yards and threw for 132 despite less than ideal

conditions in the cold and rain at Independence Stadium. He led the Tigers to 31 first-half points - an Independence Bowl record.

For North Carolina (7-6), a season that started with a promising 5-1 record ends with a lopsided loss. The Tar Heels lost five of their final seven under interim coach Everett Withers, who leaves to become defensive coordinator at Ohio State under Urban Meyer.

North Carolina had the Atlantic Coast Conference's second-best rushing defense, giving up just 106.2 yards per game. But the Tigers found plenty of running room with Franklin and Kendial Lawrence, repeatedly going for big gains.

Lawrence rushed for 108 yards and a touchdown as the Tigers racked up 337 yards on the ground.

North Carolina's quarterback, Bryn Renner, had a very productive game, throwing for 317 yards, three touchdowns and an interception.

North Carolina scored first, with Renner hitting Dwight Jones for a 22-yard touchdown pass with 12:12 left in the first quarter. That would be the high point for the Tar Heels.

North Carolina had a glimmer of hope late in the third when Jherian Boyd caught a 44-yard touchdown pass from Renner to pull the Tar Heels to 34-17. But Missouri responded minutes later with Franklin's second touchdown run of the night.

2011 INDEPENDENCE BOWL STATS

Missouri	14	17	7	3	-	41
Carolina	7	3	7	7	-	24

NC - Jones 22 pass from Renner (Moore kick) (12:12, 1st)
 MU - Kemp 40 pass from Moe (Barrow kick) (10:06, 1st)
 MU - Franklin 2 run (Barrow kick) (2:15, 1st)
 MU - Barrow 31 field goal (11:11, 2nd)
 MU - Jackson 8 pass from Franklin (Barrow kick) (5:13, 2nd)
 MU - Lawrence 9 run (Barrow kick) (1:58, 2nd)
 NC - Moore 21 field goal (0:00, 2nd)
 NC - Boyd 44 pass from Renner (Moore kick) (4:22, 3rd)
 MU - Franklin 2 run (Barrow kick) (1:56, 3rd)
 MU - Barrow 26 field goal (6:22, 4th)
 NC - Highsmith 17 pass from Renner (Moore kick) (4:08, 4th)

	MU	NC
First Downs	27	20
Rushes-Yards	46-337	19-36
Passing Yards	176	317
Comp-Att-Int	17-26-1	27-42-1
Plays-Total Yards (Avg)	72-513 (7.1)	61-353 (5.8)
Punts (Avg)	2-39.0	4-48.8
Fumbles-Lost	0-0	1-1
Penalties-Yards	6-49	2-20
Time of Possession	34:20	25:40

Individual Rushing Leaders

Missouri - Franklin 18-142, Lawrence 16-108, Moore 10-59
 Carolina - Bernard 13-31, Renner 4-11

Individual Passing Leaders (Comp-Att-Yds-TD-Int)

Missouri - Franklin 15-23-132-1-1
 Carolina - Renner 27-42-317-3-1

Individual Receiving Leaders

Missouri - Washington 3-47, Egnew 3-39, Lawrence 3-13, Kemp 2-48, Jackson 2-15
 Carolina - Highsmith 8-77, Jones 6-77, Bernard 6-36, Body 3-95

2013 Belk Bowl Charlotte, N.C. Carolina 39, Cincinnati 17 December 28, 2013



Freshman Ryan Switzer capped a memorable season by returning a punt 86 yards for a touchdown to help North Carolina beat Cincinnati 39-17 for its first Belk Bowl title in four tries. It was Switzer's fifth punt return of the season for a TD, tying an NCAA record.

T.J. Logan returned a kickoff 78 yards for a touchdown, Marquise Williams threw for 171 yards and a score and Romar Morris had two short TD runs as the Tar Heels (7-6) won a bowl game for the first time since 2010.

The victory also capped a huge turnaround for the Tar Heels, who started the season 1-5.

Cincinnati (9-4) was looking to become the bowl's first back-to-back champion since Virginia did it 10 years ago, but Brendon Kay - the MVP last year - was limited to 181 yards passing and no touchdowns.

The Tar Heels brought relentless pressure and had five sacks, including one for a safety.

North Carolina came in having lost its previous three in-state Belk Bowl appearances, but bolted to a 23-3 halftime lead behind a pair of long touchdown drives led by Williams and Logan's nifty kickoff return.

After Morris scored on a 2-yard run to make it 7-0, Brandon Ellerbe and Kareem Martin sacked Kay in the end zone for a safety - the first of three sacks in the opening half. On the ensuing kickoff, Logan put the Tar Heels in control by fielding the ball near the left sideline and cutting back up the middle of the field for the score.

Williams made it 23-3 in the second quarter, hitting Tabb on a quick slant for a 3-yard touchdown strike.

2014 BELK BOWL STATS

Cincinnati	0	3	7	7	-	17
Carolina	16	7	13	3	-	39

NC - Morris 2 yd run (Moore kick) (5:40, 1st)
 NC - TEAM safety (2:25, 1st)
 NC - Logan 78 yd kickoff return (Moore kick) (2:12, 1st)
 CIN - Miliano 34 yd field goal (14:17, 2nd)
 NC - Tabb 3 yd pass from Williams (Kick failed) (10:16, 2nd)
 NC - Switzer 86 yd punt return (10:41, 3rd)
 CIN - Abernathy 15 yd run (Miliano kick) (8:08, 3rd)
 NC - Morris 1 yd run (Moore kick) (3:32, 3rd)
 CIN - Washington 10 yd run (Miliano kick) (14:26, 4th)
 NC - Moore 40 yd field goal (2:52, 4th)

	CIN	UNC
First Downs	20	23
Rushes-Yards	36-168	46-174
Passing Yards	181	171
Comp-Att-Int	16-36-1	19-33-0
Plays-Total Yards (Avg)	72-349 (4.8)	79-345 (4.4)
Punts (Avg)	5 (36.4)	4 (44.2)
Fumbles-Lost	1-1	1-1
Penalties-Yards	3-35	4-25
Time of Possession	26:36	33:24

Individual Rushing Leaders (Att-Yds-TD)

Cincinnati - Abernathy 13-67-1, Washington 4-67-1, Williams 10-46-0, Green 1-3-0, Kay 8-(15)-0
 Carolina - Logan 15-77-0, Williams 9-46-0, Francis 10-28-0, Morris 10-16-2, Switzer 1-8-0, Davis 1-(1)-0

Individual Passing Leaders (Comp-Att-Yds-TD-Int)

Cincinnati - Kay 15-35-181-0-1, Washington 1-1-0-0-0
 Carolina - Williams 19-33-171-1-0

Individual Receiving Leaders (Rec-Yards)

Cincinnati - McClung 4-31, Washington 3-36, Abernathy 3-23, Moore 2-46, McKay 1-23, Morrison 1-11, Annen 1-6, Williams 1-5
 Carolina - Ebron 7-78, Tapley 4-22, Switzer 3-22, Thorpe 2-36, Davis 1-6, Logan 1-4, Tabb 1-3



BOWL GAME HISTORY

2014 Quick Lane Bowl
Detroit, Mich.
Rutgers 41, Carolina 20
December 26, 2014



Josh Hicks ran for 202 yards and a touchdown and Rutgers beat North Carolina 40-21 in the inaugural Quick Lane Bowl at Ford Field.

Owned and operated by the NFL's Detroit Lions, the bowl replaced the Little Caesar's Pizza Bowl, which had been played in Detroit under various names since 1997.

Rutgers led 40-7 before the Tar Heels (6-7) scored twice in the final seven minutes. North Carolina also had two second-half touchdown passes taken away because of interference penalties.

Marquise Williams was never able to get going, although he did throw for one score and run for another.

The Scarlet Knights lost the coin toss, but got the ball when North Carolina deferred. They only needed 2:17 to take the lead, with Gary Nova hitting a wide-open Andre Patton for a 34-yard touchdown strike.

Carolina got into Rutgers' territory its first two drives, but turned the ball over on the first and punted on the second. The Tar Heels blocked a punt to take over at the 30, but the drive stalled at the 5 and a fake field goal was buried for a 4-yard loss.

The Scarlet Knights answered with a 91-yard drive that ended with Hicks' 21-yard run that made it 14-0 early in the second. Rutgers then turned another Tar Heels fumble into a quick touchdown — Martin's 8-yard run — but missed the extra point, leaving it 20-0.

The Tar Heels missed a field goal, then shanked a punt 20 yards, allowing Rutgers to kick a 19-yard field goal that made it 23-0 at halftime.

2014 QUICK LANE BOWL STATS

Rutgers	7	16	7	10	-	40
Carolina	0	0	7	14	-	21

RU - Patton 34 yd pass from Nova (Federico kick) (12:43, 1st)
 RU - Hicks 21 yd run (Federico kick) (13:37, 2nd)
 RU - Martin 8 yd run (Federico kick failed) (9:08, 2nd)
 RU - Federico 19 yd field goal (0:11, 2nd)
 NC - Williams 1 yd run (Moore kick) (10:39, 3rd)
 RU - Turzilli 34 yd pass from Nova (Federico kick) (14:11, 4th)
 RU - Federico 31 yd field goal (10:04, 4th)
 NC - Tabb 7 yd pass from Williams (Moore kick) (6:45, 4th)
 NC - Singleton 1 yd pass from Trubisky (Moore kick) (4:59, 4th)

	RU	NC
First Downs	23	27
Rushes-Yards	42-340	40-219
Passing Yards	184	263
Comp-Att-Int	9-20-0	32-46-0
Plays-Total Yards (Avg)	62-524 (8.5)	86-482 (5.6)
Punts (Avg)	4-36.8	5-31.2
Fumbles-Lost	0-0	2-2
Penalties-Yards	3-25	6-70
Time of Possession	29:22	30:38

Individual Rushing Leaders (Att-Yds-TD)

RU - Hicks 19-202-1, Martin 19-100-2, Nova 2-30
 Carolina - Logan 14-110, Williams 15-51-1

Individual Passing Leaders (Comp-Att-INT)

RU - Nova 9-20-0; 184 yards, 2 TD
 Carolina - Williams 25-37-0; 198 yards, 1 TD; Trubisky 7-9-0; 65 yards, 1 TD

Individual Receiving Leaders

RU - Patton 3-67, Carroo 2-43, Turzilli 1-34
 Carolina - Switzer 6-54, Tabb 5-51, Howard 5-32, Davis 3-30, Morris 3-21, Singleton 3-21, Logan 3-7

2015 Russell Athletic Bowl
Orlando, Fla.
Baylor 49, Carolina 38
December 29, 2015



Johnny Jefferson rushed for three touchdowns and a record 299 yards, and No. 18 Baylor ran past No. 10 North Carolina 49-38 in the Russell Athletic Bowl.

North Carolina (11-3) tried to match Baylor's scoring output but had a key fumble in the third quarter that stifled its comeback efforts.

Marquise Williams passed for 243 yards and three scores, and rushed for two more. Elijah Hood added 118 yards rushing.

Though sophomore Chris Johnson started the day at quarterback, five different players — Johnson, his backup Lynx Hawthorne, and running backs Jefferson, Chafin, and Terence Williams — all took snaps from center for the Bears within the first two series. They continued to use the quintet in multiple Wild-cat formations throughout the game.

North Carolina kept pace as best it could and scored on its opening possession of the second half to cut what had been an 18-point first-half deficit to 28-24.

Baylor needed just eight plays to go back up 35-24 following 3-yard touchdown run by Williams.

The Tar Heels started their next drive with a 67-yard run by Hood to get back into the red zone.

But two plays later T.J. Logan fumbled at the goal line after being hit by Aiavion Edwards and it was scooped up by Baylor's Orion Stewart for a touchdown.

The Bears took advantage, and on their first play after the changeover scored on an 80-yard scamper by Jefferson that put them in front 42-24.

2015 RUSSELL ATHLETIC BOWL STATS

Carolina	7	10	14	7	-	38
Baylor	14	14	14	7	-	49

NC - Fritts 9 yd pass from Williams (Weiler kick) (8:37, 1st)
 BU - Hawthorne 6 yd run (Callahan kick) (4:25, 1st)
 BU - Chafin 2 yd run (Callahan kick) (0:15, 1st)
 NC - Weiler 32 yd FG (12:28, 2nd)
 BU - Jefferson 11 yd run (Callahan kick) (9:35, 2nd)
 BU - Jefferson 27 yd run (Callahan kick) (2:16, 2nd)
 NC - Williams 4 yd run (Weiler kick) (00:35, 2nd)
 NC - Williams 1 yd run (Weiler kick) (11:45, 3rd)
 BU - Williams 3 yd run (Callahan kick) (3:07, 3rd)
 BU - Jefferson 80 yd run (Callahan kick) (2:04, 3rd)
 NC - Howard 27 yd pass from Williams (Weiler kick) (00:47, 3rd)
 BU - Williams 1 yd run (Callahan kick) (10:24, 4th)
 NC - Singleton 7 yd pass from Williams (Weiler kick) (2:20, 4th)

	NC	CU
First Downs	38	49
Rushes-Yards	36-244	84-645
Passing Yards	243	111
Comp-Att-Int	22-36-1	10-18-1
Plays-Total Yards (Avg)	72-487 (6.8)	102-756 (7.4)
Punts (Avg)	3 (41.0)	0
Fumbles-Lost	2-1	1-0
Penalties-Yards	5-34	11-117
Time of Possession	22:54	37:06

Individual Rushing Leaders (Att-Yds-TD)

Carolina - Hood 13-118-0, Williams 17-81-2
 Baylor - Jefferson 23-299-3, Chafin 27-161-1, Williams 16-97-2, Hawthorne 7-63-1


Individual Passing Leaders (Comp-Att-INT)

Carolina - Williams 22-36-1; 243 yards, 3 TDs
 Baylor - Johnson 7-12-1; 82 yards, 0 TDs

Individual Receiving Leaders

Carolina - Davis 6-60, Howard 3-42, Switzer 3-29, Hollins 2-24, Fritts 2-19, Singleton 2-19, Hood 2-7, Washington 1-23, Morris 1-11
 Baylor - Cannon 4-40, Lee 2-32, Williams 2-7, Zamora 1-24

2016 Hyundai Sun Bowl
El Paso, Texas
Stanford 25, Carolina 23
December 30, 2016



North Carolina native Bryce Love took over for the absent Christian McCaffrey in the Stanford backfield, running for 119 yards and catching a 49-yard touchdown pass to help the No. 16 Cardinal beat North Carolina 25-23 in the Sun Bowl.

Stanford (10-3) held on after North Carolina (8-5) pulled within two with 25 seconds left on Mitch Trubisky's 2-yard pass to Bug Howard, sacking Trubisky on the 2-point conversion try.

McCaffrey skipped the bowl game to focus on his NFL career.

Stanford took a 25-17 lead on Conrad Ukropina's 27-yard field goal with 3:23 left. North Carolina was forced to punt on its next series, but used two timeouts to get the ball back.

After taking over at their own 3, the Tar Heels drove 97 yards in 10 plays and 1:11. After competing passes of 44 and 27 yards, Trubisky capped the drive with the 2-yard scoring pass to Howard.

Stanford then sacked Trubisky on the 2-point try, a rush led by Solomon Thomas forcing the quarterback to retreat before being taken down. Thomas was selected the game's MVP, and the Cardinal defense also got a big game from safety Dallas Lloyd.

Lloyd intercepted Trubisky's pass in the first half, then again early in the fourth quarter. He returned that one 19 yards for a touchdown to give Stanford a 22-17 lead. That stalled a North Carolina rally that saw it go from being down 13-7 at the half and 16-7 early in the third to taking a 17-16 lead. That came after a 37-yard field goal by Nick Weiler and a 5-yard TD run by Jordan Brown.

2016 HYUNDAI SUN BOWL STATS

Stanford	7	6	3	9	-	25
Carolina	7	0	10	6	-	23

NC - Switzer 19 yd pass from Trubisky (Weiler kick) (8:58, 1st)
 ST - Love 49 yd pass from Chryst (Ukropina kick) (6:11, 1st)
 ST - Ukropina 44 yd FG (14:13, 2nd)
 ST - Ukropina 33 yd FG (0:33, 2nd)
 ST - Ukropina 43 yd FG (10:18, 3rd)
 NC - Weiler 37 yd FG (6:56, 3rd)
 NC - Brown 5 yd run (2:09, 3rd)
 ST - Lloyd 19 yd interception return (Ukropina kick) (14:13, 4th)
 ST - Ukropina 27 yd FG (3:23, 4th)
 NC - Howard 2 yd pass from Trubisky (Weiler kick) (0:25, 4th)

	ST	NC
First Downs	16	26
Rushes-Yards	43-129	37-118
Passing Yards	154	280
Comp-Att-Int	9-18-0	23-39-2
Plays-Total Yards (Avg)	61-283 (4.6)	76-398 (5.2)
Punts (Avg)	5-49.6	4-45.0
Fumbles-Lost	0-0	1-1
Penalties-Yards	12-85	7-50
Time of Possession	32:25	27:35

Individual Rushing Leaders (Att-Yds-TD)

Stanford - Love 21-119-0

Carolina - Logan 19-72-0; Trubisky 14-38-0

Individual Passing Leaders (Comp-Att-INT)

Stanford - Burns 6-12-0, 86 yards, 0 TD; Chryst 3-6-0, 68 yards, 1 TD
 Carolina - Trubisky 23-39-2, 280 yards, 2 TD

Individual Receiving Leaders


Stanford - Whiteside 3-28, Schultz 2-19, Love 1-49
 Carolina - Proehl 7-91, Switzer 5-85, Howard 5-59, Cunningham 2-18, Logan 2-3



BOWL GAME HISTORY



2019 Military Bowl Annapolis, Md. Carolina 55, Temple 13 December 27, 2019



Freshman Sam Howell threw for 294 yards and three touchdowns in addition to catching a TD pass, and North Carolina blew out Temple 55-13 in the Military Bowl to cap a satisfying return season for coach Mack Brown.

Howell completed 25 of 34 passes and ran for 53 yards on three carries to help the Tar Heels (7-6) secure their first bowl victory since 2013. North Carolina was 4-6 before winning its last two regular-season games to qualify for a bowl bid.

Temple (8-5) has gone to a bowl game five years in a row — and lost four of them. This was the Owls' first trip under coach Rod Carey, who came to Temple after a run of six-plus seasons at Northern Illinois in which he was 0-6 in the postseason.

North Carolina went 3-9 in 2017 and 2-9 last year before hiring Brown, who coached the Tar Heels from 1988-97 prior to heading to Texas for a 16-year stay.


Closing out a sensational debut season at the college level, Howell threw a pair of touchdown passes before halftime to stake the Tar Heels to a 20-6 lead. UNC pulled away early in the third quarter by scoring two touchdowns in a 12-second span, the last on a 20-yard interception return by Storm Duck.

Howell completed the third-quarter blitz by catching a 2-yard TD pass from wide receiver Rontavious Groves at the end of a razzle-dazzle reverse to make it 41-6.

The Tar Heels then moved 75 yards on eight plays, going up 17-6 when Dazz Newsome got behind safety Amir Tyler on a 16-yard touchdown catch.

Newsome made an even better catch early in the fourth quarter, snaring the ball in the left back corner of the end zone behind two defenders and getting one foot in before tumbling backward at the end of a 29-yard score.

2021 Orange Bowl Miami Gardens, Fla. Texas A&M 41, Carolina 27 January 2, 2021



Devon Achane had two late touchdown runs, including a 76-yarder with 3:44 left that put Texas A&M ahead to stay, and the fifth-ranked Aggies beat No. 14 North Carolina 41-27.

Sam Howell passed for 234 yards and three touchdowns, two of them to Josh Downs, for the Tar Heels (8-4). North Carolina was without leading rushers Javonte Williams and Michael Carter, leading receiver Dyami Brown and top tackler Chazz Surratt — all of whom opted out of the bowl game.


Kellen Mond passed for 232 yards and ran for a score for the Aggies (9-1), who were in the Orange Bowl for the first time since 1944.

Achane's go-ahead score came on a play where he darted left, nearly tripped over one of his own blockers, broke a tackle and then got loose down the sideline. The Aggies got a fourth-down stop on the ensuing possession, and Achane sealed the win on a 1-yard run with 1:34 left.

Howell tied North Carolina's career TD passing record of 68 with his three scoring throws, all of which gave the Tar Heels leads.

The first saw Dazz Newsome make a diving 28-yard grab with 4:56 left in the half to put the Tar Heels ahead 13-10. The next was a 10-yarder to Downs with 8:01 left in the third for a 20-17 lead, a drive extended when Texas A&M had an interception in the end zone waved off by penalty. And the third was a 75-yarder to Downs early in the fourth, when Howell saw him break free, point to him and let the ball fly.

2021 Duke's Mayo Bowl Charlotte, N.C. South Carolina 38, Carolina 21 December 30, 2021



South Carolina coach Shane Beamer had a bucket of mayonnaise dumped over his head Thursday, putting a memorable and messy finish on the Gamecocks' 38-21 victory over North Carolina in the Duke's Mayo Bowl.

Jahmeim Bell had five catches for 159 yards and two touchdowns for South Carolina (7-6), which rebounded nicely after it lost 30-0 to Clemson in its regular-season finale on Nov. 27. Kevin Harris added 169 yards rushing and a score, helping secure the mayo bath for Beamer.

Bell came into the game with 338 yards receiving and three TDs during the regular season, but figured prominently into the game plan early on.

The sophomore tight end got free for a 69-yard touchdown reception from converted wide receiver Dakereon Joyner and hauled in a 66-yard TD catch from former graduate assistant coach Zeb Noland on South Carolina's first two possessions.

Juju McDowell added a 35-yard TD run in the second quarter as South Carolina averaged 11.6 yards per play while opening a 25-13 lead in the first half.

Sam Howell threw for 205 yards and a touchdown for the Tar Heels (6-7), and reserve running back British Brooks had a bowl record 63-yard touchdown run for the Tar Heels.

Joyner was named the game's Most Valuable Player, he finished 9-of-9 passing for 160 yards and also ran for 64 yards. Noland was 3-of-6 passing for 82 yards as the Gamecocks went nearly three quarters before their first incomplete pass.

The Tar Heels cut the lead to 11 midway through the third quarter on a double-reverse flea flicker, but South's Carolina's offense proved too much for a porous North Carolina defense as the Gamecocks racked up 543 yards on offense.

2019 MILITARY BOWL STATS

Carolina	7	13	21	14	-	55
Temple	0	6	7	0	-	13

NC - Brown 34 yd pass from Howell (Ruggles kick) (6:24, 1st)
 NC - Ruggles 26 yd field goal (10:17, 2nd)
 TU - Davis 4 yd run (Mobleby kick blocked) (7:59, 2nd)
 NC - Newsome 16 yd pass from Howell (Ruggles kick) (4:14, 2nd)
 NC - Ruggles 36 yd field goal (00:00, 2nd)
 NC - Williams, A. 1 yd run (Ruggles kick) (11:24, 3rd)
 NC - Duck 20 yard interception (Ruggles kick) (11:12, 3rd)
 NC - Howell 2 yd pass from Groves (Ruggles kick) (6:54, 3rd)
 TU - Davis 45 yd pass from Centeio (Lafree kick) (3:21, 3rd)
 NC - Newsome 29 yd pass from Howell (Ruggles kick) (13:51, 4th)
 NC - Williams, A. 2 yd run (Kim kick) (2:11, 4th)

	NC	TU
First Downs	33	16
Rushes-Yards	40-238	34-78
Passing Yards	296	194
Comp-Att-Int	26-35-0	18-32-2
Plays-Total Yards (Avg)	75-534 (7.1)	66-272 (4.1)
Punts (Avg)	0-0	3-34.3
Fumbles-Lost	1-1	0-0
Penalties-Yards	6-63	8-65
Time of Possession	32:30	27:30

Individual Rushing Leaders (Att-Yds-TD)

Carolina - J. Williams 14-85, Carter 18-84, Howell 3-53

TU - Davis 15-36-1, Ruley 3-13, Beatty 2-12

Individual Passing Leaders (Comp-Att-Int)

Carolina - Howell 25-34-0; 294 yards, 3 TD; Groves 1-1-0; 2 yards, 1 TD

TU - Russo 12-20-1; 128 yards; Centeio 6-12-1, 66 yards, 1 TD

Individual Receiving Leaders

Carolina - Newsome 8-71, 2 TD, Brown 5-81 1 TD, Corrales 4-82, J. Williams 3-24, Green, 3-23

TU - Blue 8-92, Barbon 3-27, Mack 3-18, Davis 2-44, 1 TD

2021 ORANGE BOWL STATS

Texas A&M	7	10	0	24	-	41
Carolina	3	10	7	7	-	27

AM - Spiller 9 yd run (Small kick) (9:11, 1st)
 NC - Atkins 29 yd field goal (4:31, 1st)
 NC - Atkins 32 yd field goal (11:09, 2nd)
 AM - Small 25 yd field goal (7:40, 2nd)
 NC - Newsome 28 yd pass from Howell (Atkins kick) (4:56, 2nd)
 AM - Spiller 3 yd run (Small kick) (00:20, 2nd)
 NC - Downs 10 yd pass from Howell (Atkins kick) (14:02, 3rd)
 AM - Small 23 yd field goal (14:02, 3rd)
 NC - Downs 75 yd pass from Howell (Atkins kick) (13:51, 4th)
 AM - Mond 4 yd run (Small kick) (10:11, 4th)
 AM - Achane 76 yd run (Small kick) (3:44, 4th)
 AM - Achane 1 yd run (Small kick) (1:34, 4th)

	TAMU	NC
First Downs	19	18
Rushes-Yards	35-225	34-90
Passing Yards	232	234
Comp-Att-Int	16-26-0	18-31-1
Plays-Total Yards (Avg)	61-457 (7.5)	65-324 (5.0)
Punts (Avg)	5-42.0	4-43.8
Fumbles-Lost	0-0	0-0
Penalties-Yards	9-87	5-38
Time of Possession	32:13	27:47

Individual Rushing Leaders (Att-Yds-TD)

Carolina - Brooks 15-53, Howell 12-25, Henderson 6-15

TAMU - Achane 12-140-2, Spiller 11-50-2, Mond 11-36-1

Individual Passing Leaders (Comp-Att-Int)

Carolina - Howell 18-31-1; 234 yards, 3 TD

TAMU - Mond 16-26-0; 234 yards

Individual Receiving Leaders

Carolina - Downs 4-91, 2 TD, Newsome 6-68, 1 TD, K. Brown 2-40, Walston 4-32

TAMU - Smith 6-125, Jones 2-33, Lane 1-27, Achane 2-24, Spiller 4-19

2021 DUKE'S MAYO BOWL STATS

Carolina	0	13	8	0	-	21
South Carolina	18	7	7	6	-	38

SC - Bell 69 yd pass from Joyner (White kick) (10:15, 1st)
 SC - Bell 66 yd pass from Noland (Muse pass from Kroeger) (7:45, 1st)
 SC - White 30 yd field goal (00:27, 1st)
 NC - Brooks 63 yd run (Atkins kick) (13:11, 2nd)
 NC - Atkins 40 yd field goal (5:44, 2nd)
 SC - McDowell 35 yd rush (White kick) (2:27, 2nd)
 NC - Atkins 36 yd field goal (00:44, 2nd)
 SC - Harris 1 yd run (White kick) (9:53, 3rd)
 NC - Walston 37 yd pass from Howell (Chandler rush) (7:24, 3rd)
 SC - White 22 yd field goal (7:44, 4th)
 SC - White 33 yd field goal (00:50, 4th)

	NC	SC
First Downs	14	27
Rushes-Yards	29-128	51-301
Passing Yards	205	242
Comp-Att-Int	12-21-0	12-15-0
Plays-Total Yards (Avg)	50-333 (6.7)	66-543 (8.2)
Punts (Avg)	5-46.6	2-41.5
Fumbles-Lost	1-0	1-0
Penalties-Yards	4-37	4-20
Time of Possession	20:58	39:02

Individual Rushing Leaders (Att-Yds-TD)

Carolina - Brooks 5-72, Chandler 9-29, Maye 2-24

SC - Harris 31-182-1, Joyner 10-64, McDowell 5-52-1

Individual Passing Leaders (Comp-Att-Int)

Carolina - Howell 12-20-0, 205 yards, 1 TD

SC - Joyner 9-9-0, 160 yards, 1 TD; Noland 3-6-0, 82 yards, 1 TD

Individual Receiving Leaders

Carolina - Green 4-73, Downs 3-62, Nesbit 2-29, Walston 1-37, 1 TD

SC - Bell 5-159, Brown 4-61, McDowell 1-9



2022 Holiday Bowl
San Diego, Calif.
Oregon 28, Carolina 27
December 28, 2022



The Holiday Bowl emerged from a two-year pandemic hiatus with a new home and the same reputation for thrilling finishes.

Bo Nix threw a 6-yard touchdown pass to Chase Cola on fourth down with 19 seconds left and Camden Lewis' PAT bounced off the left upright and went

through to give No. 15 Oregon a wild 28-27 victory against North Carolina on Wednesday night at Petco Park.

Cota caught the ball at about the 1 and got it across the goal line as he was being tackled by Don Chapman. The play was upheld on review. Lewis then banked in the PAT.

North Carolina (9-5) got the ball to the Oregon 42 with one second left before Drake Maye's desperation heave into the end zone fell incomplete.

"Very disappointed that we didn't win, but we've got to make a play here or there, and they're a great football team," said North Carolina coach Mack Brown, who brought Texas to the Holiday Bowl five times between 2000 and 2011. "Nobody gave us a chance in the game and we had a chance with one second left. That's all we could ask for in this situation."

The Ducks finished 10-3 thanks to Nix, who came up big late in the fourth quarter after being held in check much of the second half. He threw a 6-yard TD pass to Troy Franklin with 6:58 to go to pull the Ducks to 24-21.

The Tar Heels took a 27-21 lead with 2:34 to go on Noah Burnette's 44-yard field goal, his second of the quarter.

Nix then moved the Ducks 79 yards in eight plays for the win, with the drive being aided by a pass interference call.



Drake Maye threw for three touchdowns in the 2022 Holiday Bowl vs. Oregon. (Derrick Tuscan photo)



Andre Greene Jr. caught his first career touchdown pass in the opening quarter of the Holiday Bowl vs. Oregon. (Derrick Tuscan photo)

2022 HOLIDAY BOWL STATS

Oregon	7	7	0	14	28
North Carolina	7	14	0	6	27

UO - B.Irving 2 yd rush (C.Lewis kick)	7-0
UNC - A.Greene Jr. 6 yd pass from D.Maye (Burnette kick)	7-7
UO - B.Irving 66 yd rush (C.Lewis kick)	14-7
UNC - B.Nesbit 14 yd pass from D.Maye (Burnette kick)	14-14
UNC - K.Paysour 49 yd pass from D.Maye (Burnette kick)	14-21
UNC - N.Burnette 19 yd FG	14-24
UO - T.Franklin 6 yd pass from B.Nix (C.Lewis kick)	21-24
UNC - N.Burnette 44 yd FG	21-27
UO - C.Cota 6 yd pass from B.Nix (C.Lewis kick)	28-27

	UO	UNC
First Downs	22	20
Rushes-Yards	32-209	34-116
Passing Yards	205	206
Comp-Att-Int	23-30-1	18-35-0
Plays-Total Yards (Avg)	62-414 (6.7)	69-322 (4.7)
Punts (Avg)	2-87	3-134
Fumbles-Lost	0-0	1-0
Penalties-Yards	5-39	5-55
Time of Possession	27:11	32:49

Individual Rushing Leaders (Att-Yds-TD)

Carolina - E. Green 17-50-0, D. Maye 12-45-0
 UO - Irving 13-149, 2 TDs, James 3-27, Whittingham 11-27

Individual Passing Leaders (Comp-Att-INT)

Carolina - Drake Maye 18-35-0; 206 yards, 3 TDs
 UO - Bo Nix 23-30-1; 205 yards, 2 TDs

Individual Receiving Leaders

Carolina - Paysour 7-98, 1 TD, Nesbit 3-37, 1 TD, Greene Jr. 3-26, 1 TD
 UO - Ferguson 5-84, Whittingham 5-37, Franklin 5-24, 1 TD, Cota 3-42, 1 TD

BOWL GAME HISTORY



CAROLINA'S BOWL GAME RESULTS

1947 Sugar	Georgia 20, Carolina 10
1949 Sugar	Oklahoma 14, Carolina 6
1950 Cotton	Rice 27, Carolina 13
1963 Gator	Carolina 35, Air Force 0
1970 Peach	Arizona State 48, Carolina 26
1971 Gator	Georgia 7, Carolina 3
1972 Sun	Carolina 32, Texas Tech 28
1974 Sun	Mississippi State 26, Carolina 24
1976 Peach	Kentucky 21, Carolina 0
1977 Liberty	Nebraska 21, Carolina 17
1979 Gator	Carolina 17, Michigan 15
1980 Bluebonnet	Carolina 16, Texas 7
1981 Gator	Carolina 31, Arkansas 27
1982 Sun	Carolina 26, Texas 10
1983 Peach	Florida State 28, Carolina 3
1986 Aloha	Arizona 30, Carolina 21
1993 Peach	Carolina 21, Mississippi State 17
1993 Gator	Alabama 24, Carolina 10
1994 Sun	Texas 35, Carolina 31
1995 Carquest	Carolina 20, Arkansas 10
1997 Gator	Carolina 20, West Virginia 13
1998 Gator	Carolina 42, Virginia Tech 3
1998 Las Vegas	Carolina 20, San Diego State 13
2001 Peach	Carolina 16, Auburn 10
2004 Continental Tire	Boston College 37, Carolina 24
2008 Meineke Car Care	West Virginia 31, Carolina 30
2009 Meineke Car Care	Pittsburgh 19, Carolina 17
2010 Music City	Carolina 30, Tennessee 24 (2OT)
2011 Independence	Missouri 41, Carolina 24
2013 Belk	Carolina 39, Cincinnati 17
2014 Quick Lane	Rutgers 40, Carolina 21
2015 Russell Athletic	Baylor 49, Carolina 38
2016 Sun	Stanford 25, Carolina 23
2019 Military	Carolina 55, Temple 13
2020 Orange Bowl	Texas A&M 41, Carolina 27
2021 Duke's Mayo Bowl	South Carolina 38, Carolina 21
2022 Holiday Bowl	Oregon 28, Carolina 27
37 Bowls:	15 wins, 22 losses

CAROLINA BOWL GAME RECORDS

TEAM

Most Points: 55 vs. Temple (2019 Military)
Fewest Points: 0 vs. Kentucky (1976 Peach)
Most Yards Rushing: 283 vs. Arkansas (1981 Gator)
Most Yards Passing: 318 vs. Virginia Tech (1998 Gator)
Most Total Yards: 534 vs. Temple (2019 Military)
Most Points Allowed: 49 by Baylor (2015 Russell Athletic)
Fewest Points Allowed: 0 by Air Force (1963 Gator)
Most Rushing Yards Allowed: 645 by Baylor (2015 Russell Athletic)
Most Passing Yards Allowed: 328 by Michigan (1979 Gator)
Most Total Yards Allowed: 756 by Baylor (2015 Russell Athletic)

INDIVIDUAL

Rushing Attempts: 36 by Don McCauley vs. Arizona State (1970 Peach)
Rushing Yards: 195 by Leon Johnson vs. Arkansas (1995 Carquest)
Rushing Touchdowns: 3 by Don McCauley vs. Arizona State (1970 Peach)
Longest Touchdown Run: 63 yards by British Brooks vs. South Carolina (2021 Duke's Mayo Bowl)
Pass Attempts: 41 by Darian Durant vs. Boston College (2004 Continental Tire)
Pass Completions: 26 by Sam Howell vs. Temple (2019 Military)
Passing Yardage: 317 by Bryn Renner vs. Missouri (2011 Independence)
Passing Touchdowns: 3 by Chris Keldorf vs. Virginia Tech (1998 Gator); by Darian Durant vs. Boston College (2004 Continental Tire); by Bryn Renner vs. Missouri (2011 Independence); by Marquise Williams vs. Baylor (2015 Russell Athletic); by Sam Howell vs. Temple (2019 Military) & vs. Texas A&M (2020 Orange); by Drake Maye vs. Oregon (2022 Holiday Bowl).
Receptions: 9 by Corey Holliday vs. Alabama (1993 Gator); by Octavus Barnes vs. Texas (1994 Sun); by Ryan Taylor vs. Tennessee (2010 Music City)
Receiving Yardage: *217 by Hakeem Nicks vs. West Virginia (2008 Meineke); 165 by Octavus Barnes vs. Texas (1994 Sun)
Receiving Touchdowns: *3 by Hakeem Nicks vs. West Virginia (2008 Meineke); 2 by Ted Leverenz vs. Texas Tech (1972 Sun), 2 by Octavus Barnes vs. Virginia Tech (1998 Gator); 2 by Dazz Newsome vs. Temple (2019 Military); 2 by Josh Downs vs. Texas A&M (2020 Orange)
Longest Touchdown Reception: 87 yards by L.C. Stevens from Mike Thomas vs. Arkansas (1995 Carquest)
Longest Field Goal: 53 yards by Rob Rogers vs. Texas (1982 Sun)
 *participation later vacated due to NCAA penalty

Dazz Newsome hauled in two touchdown catches in Carolina's 55-13 win over Temple in the 2019 Military Bowl.





The following list includes all of North Carolina's football lettermen. This listing includes name, last year lettered and numbers of letters won. Student trainers, managers and video assistants are noted by a T, M or V. Captains are denoted by a C.

A • A • A • A

Abell, Tom	1944	1
Abernethy Jr., Leroy	1939	2
Abernethy, Lonnie Lee	1913	C 4
Abernethy, Oscar Marvin	1919	1
Abernethy, Richard	1913	2
Abernethy, Roy	1905	1
Adam, Bob	1938	3
Adams, Joshua	2010	1
Addis, Kevin	1995	4
Addison, Jim	1965	3
Adkins, Fenton	1929	2
Adler, Tom	1953	3
Adorno, Jonathan	2022	2
Aiken, Sam	2002	C 4
Aland, Jack	1943	1
Albright, Charles	1903	2
Albright, Eric	2014	2
Albright, Ethan	1993	4
Alderman, Jim	1963	3
Alexander, Chuck	1966	2
Alexander, Ellis	1974	3
Alexander, Thomas Willis	1932	1
Alexander, Will	1954	2
Allen, Aaron	1995	T 1
Allen, Bosley	2001	3
Allen, Chris	1998	V 1
Allen, Marcus	2022	1
Allen, R. T.	1915	3
Allmon, Anita	1994	T 3
Allnut, Chris	1996	1
Allred, Russ	1981	1
Almy, Caroline	2019	V 3
Almy, Miranda	2022	V 4
Almy, Nicholas	2022	V 3
Alphin, Jess	1992	V 1
Alvis, Steve	1970	2
Amos, Jerry	1959	1
Anderson, Anthony	1992	2
Anderson, Brian	2022	4
Anderson, John	1971	3
Anderson, Ravon	1998	1
Anderson, Will	2019	V 1
Andrews, Deke	1975	C 4
Andrews, Jim	1977	2
Ange, Dwight	1976	1
Angelo, Lou	1972	3
Anthony, Kelvin	2013	M 4
Anthony, Kevin	1985	3
Anthony, Tyrone	1983	3
Appel, Nick	2013	2
Apple, Josh	2001	M 2
Applewhite, Blake	1912	3
Arbes, Sam	1943	1
Arfman, Harold	1943	1
Argo, Mike	1979	2
Armstrong, Mike	1993	1
Arnall, Kip	1974	3
Arnold, Bill (posthumously)	1971	1
Arnold, James (Cooter)	2008	4
Artis, Allen	2018	4
Arthur, Carson	2017	M 2
Ashe, Samuel Acourt	1891	2
Ashford, Andy	2016	M 1
Ashford, Darrin	1996	3
Asante, Eugene	2021	3
Atherton, John	1965	3
Atkins, Grayson	2021	2
Atkinson, Mark	1991	1
Augustine, Joe	1949	1
Austin, Marvin	2009	3
Austin, Chuck	1976	3



Jonathan Cooper (64)
Giovani Bernard (26)
Erik Highsmith (88)

Austin, Joe	1942	C 3
Austin, Rufus Eugene	1891	1
Austin, Willy	1983	2
Avery, Pete	1937	3
Axelle, Billy	1964	1
Aycock, Ben	1977	M 3
Ayscue, David	1975	T 1

B • B • B • B

Babb, Russell	1995	4
Bagby, Rick	1994	V 3
Baggett, Lee	1963	1
Bagwell, Raleigh	1896	1
Bahnon, Agnew	1905	M 1
Bailey, Carlton	1987	C 4
Bailey, Josh	2005	M 4
Bailey, Kory	2001	4
Bailey, Walter	1986	C 4
Baird, Hannah	2018	V 1
Baird, James Andrew	1895	2
Bajwa, Moazzum	2005	M 1
Baker, Bill	1951	1
Baker, Charlie	1941	1
Baker, Don	1940	2
Baker, Matt	2005	C 4
Baldwin, Skeet	1988	3
Ballard, Marshall	1963	M 3
Balmer, Kentwan	2007	C 4
Bancroft, Tommy	2018	4
Bandur, Brock	2009	M 1
Banks, Doug	1976	1
Banks, Jermicus	2003	2
Barber, Layton	2019	2
Barbour, Andre	2006	1
Barclay, George	1934	C 3
Barden, Graham	1919	2
Barden, Hank	1965	C 3
Barden, Ricky	1979	4
Bargas, Jake	2019	4
Barham, Ed	2010	4
Barker, Roy	1991	4
Barksdale, Dave	1941	2
Barlow, Danny	1981	4
Barnard, Alfred	1893	C 4
Barnes, Marion	1966	1
Barnes, Octavus	1997	4
Barnes, William	2022	4
Barnett, Troy	1993	3
Barnhardt, Tommy	1985	3
Barrett, David	1974	3


Barrett, Elmer Gordon	1933	1
Barringer, Connor	2017	1
Barron, Dennis	1986	3
Barry, James	1904	1
Bart, Mikey	2016	3
Barth, Casey	2012	C 4
Barth, Connor	2007	C 4
Bartlett, Chris	1992	T 1
Barton, Harris	1986	4
Bartos, Hank	1937	3
Barwick, Brooks	1983	3
Barwick, Gene	1935	2
Baskerville, Charles	1894	C 3
Baskerville, Cliff	1992	4
Batten, Turner	2011	M 3
Battistello, Greg	1966	2
Battle, Wendelle	1983	2
Bauer, Fred	1944	1
Baucom, Ryan	2007	1
Bauman, Roc	1975	C 2
Baxter, Mike	1997	4
Beamon, Jason	2000	3
Bear, Charles Edgar	1904	1
Beatty, Wayne	2014	V 1
Beaver, Jeff	1967	3
Beaver, Ralph	1952	1
Beck, Lenny	1961	2
Behrens, Charles	1951	M 1
Belden, Arthur	1897	C 2
Belden, Louis	1909	2
Belk, Willie	1910	2
Bell Jr., Corey	2019	4
Bell, Mac	1933	1
Bell, Steven	2005	4
Bellamy, Hargrove	1916	1
Bellamy, Robert	1899	1
Belle, Sharon	1994	T 1
Bender, Chris	2001	1
Benefield, Michael	1989	3
Bennett, Frank	1900	5
Benton, Red	1941	2
Berger, Charles	1951	M 1
Bernhardt, Thomas	2015	1
Berkeley, G. R.	1903	3
Bernard, Giovanni	2012	C 2
Bernot, Al	1947	2
Berry, Aaron	1998	1
Bershak, Andy	1937	C 3
Bestwick, Dick	1951	3
Bethea, Byran	2007	4

Bethea, Earle	1973	3
Betterson, James	1975	C 3
Bevers, Burl	1945	1
Bialy, Tim	1975	1
Biddle, Tom	1977	3
Biggers, Giovanni	2022	3
Biggs, James	1892	2
Bigoness, Devin	1998	M 1
Bilich, John	1956	3
Billups, Terry	1997	4
Bilpuch, Ed	1950	2
Bingham, Bob	1889	C 1
Bingley-Jones, Kedrick	2022	2
Bishop, Bryon	2008	2
Black, Antwon	2000	4
Black, Gary	1964	3
Black, Greg	1994	3
Black, Walter	1983	3
Blackwell, Gavin	2022	1
Blackwood, C. G.	1930	2
Blados, Brian	1983	C 4
Blanchard, Tony	1970	3
Blank, Landy	1967	2
Blanton, William	1923	1
Blaylock, Jeff	1983	3
Blazer, Phil	1958	C 3
Blizzard, Alden	2004	1
Blizzard, Bobby	2003	2
Blobe, Sam	2018	1
Block, Norman	1926	1
Blount, Bill	1922	3
Blount, Eric	1991	4
Blount, John	1889	1
Blount, Sam	1889	1
Blue, A.J.	2013	C 3
Bly, Dre'	1998	3
Boaz, Jay	1994	3
Bobbitt, Mike	1970	2
Bobbitt, Mike	1940	2
Bodine, Russell	2013	3
Boggs, Chuck	1965	1
Boggs, David	1984	2
Boggs, Joe	1986	1
Boldin, J. R.	1992	4
Bollinger, Brian	1991	4
Bolognesi, Mike	1992	1
Bomar, David	2000	4
Bomar, Gayle	1968	C 3
Bomar, J.P.	1999	1
Bond, Jeff	1988	M 3

ALL-TIME LETTERMEN



Duncan, Lyn	1967	2	Ellis, Thad	1944	1	Feagles, C.J.	2010	1	Frankel, Julian	1933	2
Dunham, Wally	1936	1	Ellis, Sam	2010	1	Fearington, Fred	1889	1	Franklin, Arnold	1985	4
Dunkle, Harry	1941	C 3	Ellison, Charlie	1945	1	Fedd, Terrence	1988	1	Franklin, Bill	1987	1
Dunlap, Lucius Victor	1908	3	Ellison, George	1963	1	Fedder, Matthew	2018	V 3	Fratangelo, Joe	1965	2
Dunlap, Marlon	2016	1	Ellison, Joe	1998	3	Federal, Bill	1966	1	Freder, Francis	1953	2
Dunn, Billy	1978	2	Ellison, Red	1926	1	Feggins, Howard	1987	4	Frederick, Larry	1959	1
Dunn, Mark	1997	1	Elzy, Anthony	2010	4	Feimster, Walter	1919	M 1	Freeman, Jason	1997	M 3
Dunn, John	2003	1	Embrey, Tom	1974	3	Felton, Randall	1992	4	Freeman, Travis	1980	2
Dunn, Rodney	1998	1	Emmert, Holly	2014	V 1	Fenner, Derrick	1986	2	Freeze, Joel	1986	1
Dunn, William	1902	M 1	Endicott, Thomas	1902	1	Fenner, Julian	1929	2	Frerotte, John	1974	3
Durant, Darian	2004	C 4	Engel, Ralph	1903	2	Ferebee, Emmett (Smoky)	1931	1	Fritts, Brandon	2018	4
Dusch, Bill	1974	M 1	Engram, Dirk	2006	1	Ferguson, Blake	2000	1	Fry, Connor	2013	2
Dyer, Deon	1999	C 4	Ephland, Charlie	1965	1	Ferguson, Herbert	1891	2	Fry, Hannon	1977	1
Dyer, Lowell	2009	3	Epstein, Joseph	1924	2	Fernandez, Joe	1993	T 4	Frye, Will	1955	C 4
E • E • E • E			Erickson, Bill	1943	1	Ferranto, John	2015	3	Fulbright, William	1994	M 2
Eakin, Lowell	1977	1	Erickson, Chuck	1930	3	Ferree, Bryan	1981	1	Fuller, Walter	1914	2
Eanes, Carl	1960	1	Erimias, Dave	1966	2	Ferrell, Billy	1927	3	Fuller, William	1983	C 3
Earley, Wayne	1982	T 2	Ervin, Carl Edgar	1914	2	Fields, Daunte'	2004	1	Funk, Craig	1976	C 3
Early, Steve	1973	3	Esher, John	1965	1	Finger, Dauntae'	2000	4	Furr, Hunter	2010	2
Eason, Jim	1964	3	Eskew, Bud	1929	2	Finn, Mike	1977	3	Furches, Stephen	1927	2
Ebron, Eric	2013	3	Esposito, Vic	1963	3	Fisher, Lloyd	1966	2	Furjanic, Ed	1957	1
Eby, Clyde	1926	1	Estes, Andy	1991	M 4	Fisher, Steve	1998	3	Fysal, Ellis	1931	3
Echols, Power	2022	C 2	Eubanks, Jammie	1982	M 1	Fisher, William	1903	1	G • G • G • G		
Eckman, Chuck	1969	1	Eudy, Clint	1964	3	Fitch, Jack	1947	3	Gaca, Giles	1957	3
Eddie, Clay	1994	1	Eure, Thad	1953	2	Fitzpatrick, Sean	2011	1	Gaddy, Clarence	2003	3
Edge, Junior	1963	3	Euwell, Linwan	2010	1	Fitzsimmons, Ed	1916	1	Gaines, Mark	1974	1
Edge, Trey	1989	1	Evans, Desmond	2022	3	Flagg, Wesley	2007	2	Gaither, James	1891	3
Edwards, Barrington	2006	2	Evans, Joey	2001	4	Flamish, Bill	1948	3	Gallagher, Ben	1960	2
Edwards, Bill	1965	3	Evins, Tom	1935	3	Flint, Matthew	2020	1	Gallagher, Frank	1964	3
Edwards, Larry	2006	4	Ewing, Michael	2014	V 2	Flournoy, John	1962	3	Gallagher, Jim	1964	1
Egbuna, Obi	2022	C 4	Ezeudu, Joshua	2021	3	Foard, Edison	1928	3	Gant, Allen	1919	1
Ehringhaus, John	1934	M 1	F • F • F • F			Folckomer, Sonny	1960	3	Gantt, Bob	1951	C 3
Eklund, Graham	2019	1	Fabricant, Daniel	1996	1	Folger, Bill	1916	1	Garcia, Nick	2022	M 2
Ekuban, Ebenezer	1998	C 4	Faircloth, Bill	1941	3	Ford, Chris	2012	M 2	Gardner, O. Max	1905	1
Elam, Johnny	1977	3	Faison, James	2002	3	Ford, D.J.	2019	2	Gardner, Ralph	1934	2
Elger, Allan Julius	1944	1	Faithful, Ron	1987	M 5	Ford, Sonja	1991	T 1	Garner, Hayes	1993	M 3
Elkins, Rod	1982	3	Falise, Scott	1993	3	Fordham, Chris	1924	3	Garnica, Jeff	1988	4
Elkins, Ted	1974	3	Fantroy, LeCount	2010	1	Fordham, J. B.	1925	2	Garrett, Cecil (Icky)	1910	C 4
Elleby, Greg	2010	4	Farlow, Newton	1902	1	Fortson, Steve	1982	2	Garrett, Richard	1970	2
Ellenwood, Charles	1951	1	Farmer, Doug	1956	1	Fortune, Jim	1966	1	Gash, Eric	1991	4
Ellington, Bill	1956	1	Farmer, Ethan	2014	C 2	Foster, Brooks	2008	4	Gaskins, Carl	2011	2
Elliot, Bob	1943	1	Farrell, Henry	1924	1	Foster, Jack	1944	1	Gay, Archibald	1914	1
Elliot, John	1941	3	Farris, Phil	1979	3	Foti, George	1954	3	Gay, Bobby	1977	4
Elliott, Bob	1961	C 3	Farris, Ray	1929	C 3	Foust, Frank	1903	C 4	Gay, P. J.	1979	3
Elliott, Madison Lee	1899	1	Farris Jr., Ray	1961	3	Foust, Henry	1914	2	Gaylord, John	1952	2
Elliott, Nathan	2018	C 2	Faulkerson, Mike	1992	4	Fowle, Haywood	1948	3	Gaynor, Corey	2022	C 1
Ellis, Bill	1944	M 1	Faulkner, Jay	1979	3	Fowler, Butch	1960	M 1	Gemmel, Jeremiah	2021	C 4
Ellis, Greg	1997	C 4	Faulkner, Nolan	1926	1	Fox, Tomari	2021	3	Geter, Mike	1997	4
Ellis, Kareem	1999	2				Fox, Tomon	2021	C 5	Gethers, Jerness	1996	3
						Francis, Khris	2016	4	Ghandi, Arjun	2019	V 3



Greg Ellis



Goss, Antonio	1988	4
Graham, Alexander	1938	M 1
Graham, David	1985	1
Graham, Cooper	2020	2
Graham, George	1894	C 5
Graham, Page	1942	1
Grainger, Vic	1973	M 1
Grant, Darryl	2002	1
Graves, Ernest	1900	4
Graves, Louis	1902	3
Gravitte, Connie Mack	1954	4
Gray, Bowman	1929	M 1
Gray, Cecil	1989	4
Gray, Cedric	2022	C 3
Gray, Charlston	2006	3
Gray, James	1940	M 1
Gray, James A.	1908	M 1
Gray, Robert	1928	1
Green, Antoine	2022	5
Green, Dominique	2016	4
Green, Elijah	2022	2
Green, Kurt	1989	2
Green, Lionell	2004	2
Green, Thomas	1896	1
Green, Warren	2005	1
Greenday, Mike	1960	3
Greene, Andre	2022	1
Greene, Bruce	1962	1
Greene, Carter	2015	M 2
Greene, Duff	1962	3
Greene, Hamp	1988	1
Greenwood, Billy-Dee	2001	C 4
Gregory, Edwin	1898	C 3
Gregory, Miles	1953	2
Gresham, Tommy	1928	3
Grey, Jeff	1979	2
Gribble, Phillip	1995	T 1
Griffin, Bryan	1999	2
Griffin, Butch	1983	4
Griffin, Larry	1985	4
Griffin, Mark	1976	3
Griffith, Robert	1919	1
Griggs, Jimmy	1984	T 4
Grimes, Bill	1919	3
Grimes, George	1943	1
Grimes, Tony	2021	2
Grissom, Bud	1971	3
Grissom, Richard	1970	1
Groves, Rontavious 'Toe'	2020	3
Grow, B. K.	1946	2
Gruver, Dick	1951	2
Grzybowski, Ron	1970	3
Gugert, Fran (Junnie)	1941	1
Guion, Louis	1894	3
Gullick, James	1901	1
Gupton, Brian	2011	1
Gurtis, Joe	1949	2
Gustafson, Shane	2009	M 4
Guy, Dion	2012	3
Guy, Kyndraus	2007	4
Guy, Thomas	2013	M 4
Gwaltney, Clint	1991	4

H • H • H • H

Hackley, Carl	1979	3
Hackney, Bunn	1926	3
Hall, Jared	2004	1
Hall, Jon	1997	1
Hall, Jonathan	1989	4
Hall, Neville	1992	1
Hall, Wade (Gray)	1991	1
Hambacher, Jim	1970	2
Hamilton, Darrell	1988	4
Hamilton, Fred	1943	1
Hamilton, James	1996	C 4
Hamlett, Jon	2006	4
Hamlin, Geof	1971	3
Hammett, John	1963	3
Hampton, Charlie	1978	1



Antoine Green

Hampton, Omarion	2022	1	Hedgecock, Madison	2004	4	Hoey, Ed	1943	1
Hamrick, Malaki	2022	1	Hedgpeth, Harry	1910	2	Hoffman, Ryan	1997	3
Hanburger, Chris	1964	C 3	Heffernan, Tommy	2012	1	Hoffman, Scott	1998	M 1
Hanby, Howard	1920	1	Hefner, Bill	1974	T 1	Hogan, George	1947	M 1
Hanes, A. S.	1935	M 1	Hegarty, John	1961	3	Hogan, Henry	1924	1
Hanna, Bob	1969	C 3	Heist, Stanley	1933	M 2	Hoggard, Tony	1990	1
Hansen, Roscoe	1950	2	Helton, Jason	2000	1	Hogue, Cyrus	1941	M 1
Hanson, Braden	2011	1	Hemby, Jordan	2009	3	Hokanson, Jim	1960	1
Harden, James T. (Pap)	1929	2	Henderson, Derrick	1993	1	Hoke, Mike	1892	C 3
Hardison, Bill	1958	2	Henderson, William	1994	3	Holcomb, Cole	2018	C 4
Hardison, Dee	1977	C 4	Hendrick, Jim	1949	1	Holdash, Irv	1950	C 3
Hardy, Jay	1997	V 2	Henderson, Josh	2020	2	Holland, Cam	2000	C 4
Hardy, Tripp	1986	3	Hendrickson, Steve	1984	4	Holland, Cam	2011	3
Hardy, Will	2022	1	Hendrix, William	1911	M 1	Holland, Chris	1995	M 1
Harkleroad, Jake	2022	1	Hennessey, Tony	1962	3	Holland, Jay	1991	T 4
Harmon, John	1965	2	Henry, Hardy	1943	1	Holley, Jesse	2006	4
Haroldson, Mitchell	2018	M 3	Henson, Brad	2016	2	Holliday, Christopher	2022	1
Harper, Lacy	1929	1	Herring, Scott	1988	1	Holliday, Corey	1993	C 4
Harrell, Beemer	1920	C 3	Hesmer, Skeet	1951	3	Holliday, Vonnie	1997	C 4
Harrell, Jimbo	1981	4	Hester, Addison	1901	1	Hollier, Dwight	1991	C 4
Harrelson, Todd	2010	1	Hester Jr., Kevin	2022	3	Hollifield, Mike	1968	2
Harrill, Nathan	2009	M 2	Hewitt, Stuffy	1989	2	Hollingsworth, Billy	1972	1
Harrington, Jim	1965	2	Heymann, Bob	1942	3	Hollins, Ladaeson DeAndre	2022	3
Harris, Andy	1974	1	Hibbard, Tommy	2014	4	Hollins, Mack	2016	C 4
Harris, Bernardo	1993	4	Hickman, Bryan	2004	M 2	Holmes, Marion	1939	M 1
Harris, Brandon	2017	1	Hicks, Ashley	2000	M 1	Holt, Cedrick	2005	4
Harris, Dick	1943	1	Hicks, Keith	1970	3	Holt, Don	1929	2
Harris, Greg	1999	3	Higgins, Tom	1952	3	Holt, Earle	1902	2
Harris, John Lacy	1968	1	High, Billy	1965	1	Holt, Stuart	1995	2
Harris, Michael	2003	2	High, Evan	2015	M 2	Holts, Kiario	2014	2
Harris, Robert	2001	3	High, Kendall	2002	1	Homewood, Roy	1915	4
Harris, Willie	1983	3	Highsmith, Chan	1948	C 3	Honeycutt, Brian	1996	3
Harrison, Victor	1982	3	Highsmith, Erik	2012	4	Hood, Caleb	2022	2
Hart, William	1936	M 1	Hill, Brandon	2015	M 1	Hood, Elijah	2016	3
Hartig Jr., Don	1969	C 2	Hill, John	1964	3	Hood, Errol	2001	4
Hartig, Don	1948	4	Hill, Morgan	2014	M 1	Hoolahan, Paul	1970	3
Hartley, Keith	2003	M 3	Hill, Watts	1921	M 1	Hopkins, Mike	1990	1
Hassard, Clay	1981	1	Hilton, Zach	2002	4	Hopper, Tyrone	2020	4
Hathaway, Curtis	1958	C 3	Hines, Samuel	1915	1	Horton, Ethan	1984	4
Hatton, Tommy	2016	1	Hines, William	1939	M 1	Horton, Jason	1999	1
Hawfield, Clayton	1924	2	Hinkle, North Smith	1941	M 1	Horvat, Mike	1967	3
Hawkins, Chris	2003	3	Hipps, Travis	2005	M 4	Hough, Bryan	1989	4
Hawkins, Jacob	2022	V 2	Hitchcock, Jimmy	1994	4	House, Henry	1930	3
Hawkins, Ralph	1960	1	Hite, Billy	1973	3	House, Mark	2011	3
Hawkins, Rip	1960	C 3	Hite, Harris	2015	1	Houston, Henry	1891	1
Hawks, Billy	1953	1	Hobgood, Mike	1997	4	Houston, Ryan	2011	4
Hay, Sam	1944	1	Hobgood-Chittick, Nate	1997	2	Howard, Bug	2016	4
Hayden, Sterling	1987	3	Hobson, Willie	1963	M 3	Howard, Nelson	1928	2
Hayes, Billy	1950	4	Hocker, Shawn	1993	3	Howell, Logan	1889	1
Hayes, Jeff	1981	4	Hodge, Sedrick	2000	C 4	Howell, Robert	1908	2
Haywood, Fabius	1896	1	Hodges, G. D.	1943	1	Howell, Sam	2021	C 3
Haywood, John	1957	2	Hodges, Harry	1932	3	Howell, Vernon	1899	3
Hazlewood, Ted	1948	4	Hodges, Howard	1941	2	Huard, Luke	1999	1
Heck, Charlie	2019	3	Hodges, Rusty	1963	1	Hudgins, Daniel	1927	M 1
Heck, Jon	2016	4	Hodgin, Steve	1971	3	Hudgins, Daniel	1891	1



ALL-TIME LETTERMEN




Hudson, Brooks	2020	V 2
Hudson, James	1929	2
Hueston, Damon	1988	3
Huff, Ken	1974	C 3
Huggins, Sloan	1889	1
Hughes, Brian	1976	3
Hughes, Mike	2015	1
Hughes, Travis	2014	4
Hukill, Bob	1978	4
Hume, Bob	1966	C 3
Humes, William	1985	2
Hunter, Joshua	2010	1
Hunter, Terry	2004	1
Hurley, Riley	1895	1
Hursh, Paul	1952	2
Hurst, James	2013	4
Hurst, Nelson	2011	2
Huske, William	1914	3
Hussey, Jack	1943	2
Hutchins, Jim	1936	3
Hutchins, John	1920	1
Hyman, Eric	1972	3

I • I • I • I

Ickes, Lee	1982	1
Incorminias, Creighton	1988	4
Ingersoll, Mike	2010	4
Ingle, Tom	1967	3
Isaacs, Wade	1946	M 1
Ish, Curtis	1963	2
Ishimura, Naomi	2018	V 1

J • J • J • J

Jackson, Aaron	1983	3
Jackson, Bill	1981	3
Jackson, David	1969	C 2
Jackson, Don	1935	3
Jackson, Joe	2015	2
Jackson, Kameron	2012	1
Jackson, Khadry	2020	2
Jackson, Mywan	2010	1
Jackson, Phil	1929	2
Jackson, Ronnie	1964	3
Jackson, Rudolph	1924	2
Jackson, Thomas	2018	3
Jackson, Tim	2013	4
Jacobi, David	1921	3
Jacobs, Chris	1988	3
Jacobs, John	1987	1
Jacobs, Joseph	2013	M 2
Jacobs, Ray	1993	4
Jacobs, Vince	2008	1
Jacocks, William	1904	3
James, Barry	1984	3
James, Larry	1984	4
Jarrell, Baxter	1946	1
Jauch, Jim	1988	4
Jauch, Joey	1991	3
Jeffrey, Tolson	2018	1
Jenest, Peyton	2012	3
Jenkins, Hugh	1926	1
Jennings, Olin	1912	1
Jernigan, Martin	2004	1
Jernigan, Trent	1996	M 3
Jerome, Jimmy	1974	3
Jerry, Steven	1993	4
Jessup, Larry	2002	1
Jiles, T.J.	2014	3
Johnson, Al	1989	1
Johnson, Billy	1957	M 3
Johnson, Billy	1980	4
Johnson, Curtis	1994	3
Johnson, Darien	1997	1
Johnson, Darryl	1985	3
Johnson, Derrick	2003	4
Johnson, Earl	1916	1
Johnson, Earl	1965	1
Johnson, John	1912	1
Johnson, Leon	1996	C 4
Johnson, Mike	1986	2



Marcus Jones

Johnson, Pete	1991	M 5
Johnson, Quiron	2021	4
Johnson, Ronny	1976	C 3
Johnson, Roscoe	2018	2
Johnson, Sammy	1973	C 2
Johnson, Sammy	1982	4
Johnson, William (Bull)	1943	1
Johnston, Brian	1984	C 4
Johnston, Red	1922	2
Johnston, Richard	1891	M 1
Johnston, Robert	1889	1
Jolley, Lewis	1971	3
Jolly, Kyle	2009	4
Jolly, Tavorris	2007	1
Jones, Bryan	1999	3
Jones, DJ	2022	2
Jones, Dwight	2011	3
Jones, Frank	1915	3
Jones, Freddie	1996	C 4
Jones, Freeman	2018	2
Jones, George Lyle	1903	C 3
Jones, Harry	1903	2
Jones, Jabir	2006	1
Jones, Jamal	2000	1
Jones, James	1983	3
Jones, Jeff	1974	1
Jones, Jimmy	1957	3
Jones, JJ	2022	2
Jones, John	1956	3
Jones, John	1943	2
Jones, Kenneth	1891	2
Jones, Kitwana	2000	1
Jones, Marcus	1995	4
Jones, Nazair	2016	C 3
Jones, Rondell	1992	4
Jones, Thaddeus	1899	M 1
Jones, Tommy	1973	1
Jones, Trase	2011	4
Joostema, Jef	1978	1
Jordan, Doxie	1991	4
Jordan, Jaiquan	2014	V 4
Jordan, Randy	1992	3
Jordan, Ray	1942	2
Josephs, Josef Ernest	1926	1
Joyce, Emmett	1935	3
Joyner, Claudius	1896	1
Joyner, Dennis	1983	T 4
Joyner, James	1909	M 1
Junkmann, Steve	1979	3
Jurgensen, Erik	1990	1

Justice, Charlie	1949	C 4
Justice, Doug	2005	4

K • K • K • K • K

Kahn, Eddie	1934	3
Kalombo, Kubi	1986	1
Kaplan, Ronnie	1965	2
Karres, Andy	1942	1
Karrs, Tim	1968	3
Kedra, Joe	2003	1
Keeney, Kris	1980	2
Keiger, Shannon	1994	T 1
Keldorf, Chris	1997	C 2
Keller, John	1988	4
Keller, Ken	1955	4
Kelly, Alex	2004	M 1
Kelly, Cam/Ron	2021	3
Kelly, Shawn	1990	1
Kelso, Bill	1951	1
Kemper, Don	1958	3
Kenan Jr., William Rand	1894	2
Kennedy, Bob	1948	3
Kernodle, Harden	1921	2
Kernodle, James	1889	1
Kerns, John	1944	1
Kesler, Eddie	1964	3
Key, Chris	1997	1
Kiernan, Ben	2022	4
Kilgore, Kevin	1995	M 3
Kim, Jonathan	2021	2
Kimball, Gates	1940	C 3
Kimel, Don	1950	1
King, Carson	2020	M 4
King, Franklin	1891	1
King, Julian	1951	3
Kinlaw, Mark	1985	T 4
Kinney, Bruce	1996	1
Kinney, Sandy	1964	2
Kinsey, John	1944	1
Kirkman, Bill	1954	4
Kirkpatrick, David	1893	2
Kirkpatrick, Tim	1972	3
Kleinhen, Stacie	1990	T 1
Kleinman, Richard	1977	1
Kliene, Chuck	1939	3
Klise, Johnny	1971	1
Klochak, Don	1959	3
Klosterman, Larry	1948	2
Kluttz, Warren	1898	2
Knight, Kevin	2002	4

Knott, Bobby	1967	2
Knox, Eddie	1949	3
Knox, George	1961	2
Kocornik, Dick	1953	2
Koehler, Herman	1899	2
Koenig, Bill	1929	2
Koes, Ronnie	1958	3
Koffenberger, Ed	1944	1
Kolojechick, Matt	2011	1
Koman, Bill	1955	3
Koonts, Bob	1948	1
Kordalski, Ed	1959	1
Kortner, Cole	1963	2
Kosinski, Joe	1949	2
Kot, Sophie	2014	V 1
Kraus, Walter	1944	1
Kraynik, Jack	1938	2
Kuhn, Bill	1951	3
Kupec, Chris	1974	C 3
Kupec, Matt	1979	4
Kurian, Tiffany	2020	V 4

L • L • L • L

Lacey, Bob	1963	3
Lackey, Dick	1953	3
Lacy, Gus	1944	1
Lafferty, John	2003	3
Lalanne, Jim	1940	3
Lamar, Jesse	2006	M 1
Lambert, John	1953	2
Lamens, Ed	1974	3
Lamm, Phil	1973	3
Lampman, Tom	1966	2
Landry, Emma	2020	V 2
Lancaster, Stan	1977	3
Lancaster, Steve	1981	1
Lane, Norman	1954	2
Lane, Tom	1944	2
Lanier, Jackson	2020	V 3
Lanier, Ricky	1970	3
Lassiter, Benjamin	1904	M 1
Lassiter, Hanes	1932	2
Lassiter, James	1927	1
Lassiter, Rolo	1979	1
Laurence, Mason	2020	1
Lawler, Jake	2019	2
Lawrence, Amos	1980	4
Lawrence, Des	2016	C 4
Lawrence, Josh	2020	M 1
Lawrence, Keith	1986	2



Lawson, Bill	1982	1
Lawson, Robert	1899	1
Lear, Don	1956	3
Leatherman, Delbert	1944	1
LeCompte, Jim	1961	C 3
Lee, Robert (Fuzzy)	1995	3
Lee, Steve	1994	M 4
Lee, Walker	1977	3
Legins, Jomo	1998	4
Lemming, Ben	2006	2
Lemmons, Mike	1972	2
Lenahan, Scott	2008	C 3
Lent, Hunter	2018	1
Leonard, Doug	1994	3
Lester, William	1908	1
Leverenz, Ted	1973	3
Lewis, Eric	1987	4
Lewis, Graham	2013	M 2
Lewis, Jacque	2004	4
Lewis, Mel	1967	T 1
Lewis, Richard	1934	M 1
Liberati, Ernie	1952	2
Lilly, Joel	1889	1
Lin, Jennings	2022	V 2
Lindley, John T.	1948	M 1
Lindley, John V.	1930	M 1
Lindley, Paul	1936	M 1
Lindsey, Bryan	1992	3
Lineberger, Henry	1923	2
Lineberger, Jack	1957	2
Lingerfeldt, Robert	1952	M 1
Link, Gene	1966	2
Linton, Jonathan	1997	C 4
Lipford, Darius	2013	3
Lippencott, Van	1977	1
Lippincott, Bill	1981	1
Lipscomb, Charles	1927	2
Lipscomb, Ned	1930	2
Lipski, Ed	1959	3
Lister, Steve	1966	3
Little, Crowell	1937	C 3
Little, Drew	2022	4
Little, George	1893	3
Little, Greg	2009	3
Little, Lacy	1889	C 2
Littlejohn, Ray	1983	1
Livesay, Darden	1954	1
Lockhart, J. W.	1943	M 1
Locklear, Glen	1992	M 3
Loflin, Sam	1961	1
Logan, T.J.	2016	4
Logue, Dan	1947	1
Lohrer, Mike	1990	1
Long, Albert	1954	2
Long, Giles (Mebs)	1915	1
Long, Ka'Rin	2017	V 1
Long, Jim	1958	M 1
Long, Terry	1986	M 3
Longhany, Jeff	2005	4
Lookabill, Reid	1971	2
Loomis, Bob	1978	4
Lopp, Brad	1986	3
Lotz, Danny	1959	1
Love, Andrew	2014	V 2
Love, James	1916	2
Love, Reggie	1997	4
Loveday, Don	1964	1
Lowe, Art	1944	1
Lowe, David	1984	2
Lowe, Nelson	1958	2
Lowe, Robbins (Runt)	1921	C 3
Lowe, Steve	1988	3
Lowry, Ron	1968	2
Lucas, Darryl	1981	2
Lucas, Donald	1978	2
Lydecker, Dale	1974	3
Lyons, Shawn	1997	1

M • M • M • M

Mabry, Bill	1977	3
Maceyko, Bill	1948	3
Mack, Clint	1993	1
Mack, Ken	1978	3
MacRae, Cameron	1899	1
Macrae, Gibson	2022	1
MacRae, James	1900	3
MacRae, Lawrence	1895	1
Magner, Jim	1930	3
Mainer, Dan	1952	1
Makeley, Metrah	1901	2
Mallory, Jim	1939	2
Malloy, Bryant	2000	2
Malobicky, Jay	1965	3
Malone, Doug	1954	1
Mandeville, Steve	1992	1
Maness, John	1904	1
Mangili, Joey	2016	2
Mangum, Charles	1891	1
Mangum, Pete	2012	C 3
Mangum, Ryan	2014	2
Mann, James	1903	2
Mann, Joseph	1907	C 2
Manning, John	1911	3
Mansfield, Mike	1972	3
Mapp, Durrell	2007	4
Marchetti, Louis	2000	3
Marcinko, Steve	1954	2
Marczyk, Stan	1948	2
Mariani, Landon	2003	1
Maronic, Steve	1938	C 3
Marquette, Ron	1957	2
Marr, Mike	1981	3
Marrs, Alex	2014	1
Marriott, Randy	1988	3
Marsh, Jordan	2012	1
Marsh, Patrick	2006	1
Marsh, Ryan	1994	1
Marshall, Malcolm	1994	4
Marshall, Tank	1942	C 3
Marslender, Ward	1962	C 3
Martin, Eddie	1934	2
Martin, Joseph	1899	1
Martin, Kareem	2013	C 4
Martin, Kennard	1988	1
Martin, Pat	1980	M 3
Martin, Tilden	1967	M 2
Masino, Jim	1967	3
Maskas, John	1943	1

Mason, Eddie	1994	2
Mason, Mike	2005	3
Mason, Morris	HONORARY	1
Massenburg, Darius	2008	2
Massey, Cookie	1992	4
Mastromatteo, Dan	2016	3
Matthews, Pierce	1924	C 3
Mattocks, Judge	1969	1
Maultsby, Jack	1955	4
Maus, Jimmy	1930	3
May, Deems	1991	3
Maye, Drake	2022	C 1
Maye, Mark	1987	C 3
Maynard, Albert	1938	M 1
Maynard, Cole	2022	1
Mays, Kivuusama	1997	4
Mazza, Mark	1968	3
McAdoo, Jared	2010	1
McAdoo, Michael	2009	2
McAlister, Scott	1991	4
McAllister, Ross	2000	3
McArthur, Alan	1965	2
McCachren, Jim	1935	3
McCallister, Frank	1975	1
McCargo, Jay-Jay	2018	2
McCarn, Buck	1936	3
McCaskill, Norman	1932	1
McCauley, Don	1970	C 3
McClure, Bryan	1992	1
McCollum, Bob	1943	1
McCormick, Don	1952	1
McCormick, Mike	1980	1
McCreedy, James	1953	2
McDade, Roy	1930	
McDaniel, Caroline	2018	V 4
McDaniel, George	1927	2
McDaniel, Robert	1943	1
McDaniels, T. K.	1978	3
McDonald, Alan	1933	1
McDonald, Alfred	1915	1
McDonald, Monk	1923	4
McDonald, Richard	1950	2
McEachern, Noel	1987	4
McGee, Alan	1922	2
McGee, Josh	1999	4
McGee, Max	1977	1
McGill, Ronnie	2006	4
McGowan, James	1891	1
McGowan, Malik	2022	1
McGregor, Maurice	1996	3

McGrew, Steve	1982	3
McIntosh, David	2001	2
McIver, Charles	1936	2
McIver, Evan	1899	2
McIver, Henry	1931	3
McIver, Herman	1925	C 4
McKethan, Marcus	2021	3
McKinley, Bob	1982	1
McLamb, Joe	1962	1
McLane, Fletcher	1948	1
McLawhorn, Matthew	2013	1
McLean, Bob	1910	2
McMichael, Kyler	2021	2
McMillan, Benton	1961	2
McMullen, Larry	1956	3
McMurry, Jesse	1926	2
McNeill, Barry	1975	T 1
McNeill, Mark	2013	2
McNeill, Tom	1907	2
McNeill, Willie	2004	4
McPherson, Gus	1926	1
McQueen, Stephon	2000	4
Meador, Rich	1998	1
Means, Natrone	1992	3
Mebane, Banks	1912	M 1
Mebane, Robert	1932	M 1
Menapace, Bernie	1978	C 3
Mendelsohn, Joe	1960	M 1
Meredith, Don	1994	2
Merritt, Jack	1924	2
Merritt, Willie	1895	4
Merletti, Matt	2011	C 4
Metts, Adam	2001	3
Michaels, Ed	1941	2
Michaels II, Edward	1933	M 1
Mickens, Denard	1999	M 1
Miggs, Jim	1967	1
Miketa, Andy	1951	2
Miles, Donnie	2017	C 4
Miles, Manny	2018	1
Milgrom, Brent	1966	2
Millen, Alec	1989	1
Millen, Don	1989	3
Miller, Fred	1943	1
Miller, John	1940	1
Miller, John	1979	1
Miller, Kenny	1987	4
Miller, Paul	1971	C 3
Milligan, Richy	1986	3
Mirazo, David	2003	1



Des Lawrence

ALL-TIME LETTERMEN



Mitchell, Derrele	2005	4
Mitchell, Jenna	2020	M 3
Mitchell, Khalif	2005	2
Mitten, Bob	1948	4
Mock, Kerry	1994	4
Mogridge, Allen	1999	4
Monk, Quincy	2001	C 4
Monroe, Chuck	1981	1
Montgomery, Harry	1935	C 3
Montilus, Ed	2022	4
Montoro, Marc	1995	3
Moon, Brian	1999	M 1
Moon, Micah	1984	3
Moore, Andrew	2015	1
Moore, Bill	1935	3
Moore, Charles	1912	1
Moore, George	1933	1
Moore, Henry	1949	M 1
Moore, Jock	2007	1
Moore, John	1895	2
Moore, Richard	2001	2
Moore, Thomas	2014	3
Moore, Tim	1980	1
Mooring, Issac	2003	4
Morales, Kamari	2022	3
Morehead, Garrett	1927	C 3
Morford, Isaac	2001	3
Morris, Casey	1923	C 4
Morris, Chris	2006	M 1
Morris, Fred	1922	2
Morris, Romar	2015	4
Morrison, Roger	1984	M 1
Morrison, Tim	1985	3
Morrison, Trey	2021	4
Morrow, Earl	1906	1
Morrow, James	1906	1
Morton, Mike	1994	4
Moss, Steve	1983	1
Motta, Charlie	1952	1
Mozingo, Evan	2015	M 2
Mueller, Fred	1960	3
Mularkey, Shane	2009	1
Mullens, Dave	1952	1
Mullins, Aleric	2009	3
Murphy, Billy	1974	1
Murphy, Kyle	2018	4
Murphy, Michael	2007	3
Murphy, Myles	2022	3
Murphy, Walter (Pete)	1893	4
Muschamp, Larry	1956	3
Myers, Billy	1946	3

N • N • N • N

Nance, Joe	1964	M 2
Nantz, Ben	1975	T 1
Naron, Greg	1984	3
Nash, Strud	1930	C 3
Naughton Jr., Jim	1983	1
Naughton, Jim	1963	1
Nead, Dick	1959	1
Nealy, Ronnie	1982	M 2
Neikirk, Joe	1949	2
Nelson, Herbert	1929	1
Nesbit, Bryson	2022	2
Neville, Ernest	1896	1
Neville, Jimmy	1954	3
Newcombe, Elliott	1932	3
Newkirk, David	1987	1
Newman, Keith	1998	C 4
Newman, Marshall	1954	3
Newsome, Dazz	2020	4
Newton, Billy	1973	3
Newton, James	1904	3
Newton, Jeff	1953	1
Nichols, Ernest	1983	1
Nicholson, Darrell	1981	4
Nicks, Hakeem	2008	C 3
Nickerson, Glen	1951	3
Nicklin, Samuel	1895	1
Nix, Jordan	2011	2
Nolan, Kevin	1979	1
Norcross, Merl	1945	1
Norfleet, Charles	1923	M 1
Norris, Frank	1915	M 1
Norris, George	1952	C 3
Norton, Michael	2005	1
Norton, Pat	1974	3
Norwood, Eston	1909	2
Nowell, Gwynn	1941	3
Nwokeji, Tobechei	2020	1

O • O • O • O

Oberg, Andrew	1991	3
O'Brien, Bill	1951	3
O'Connell, Cade	2020	M 1
O'Hare, Frank	1941	2
O'Leary, Thomas	2005	3
Ogburn, Glenn	1964	2
Oglesby, Ike	1972	3
Oglesby, Mark	1982	1
Okakpu, Ebele	2011	2
Oldham, Wade	1901	2
Oliphant, Bob	1945	1

Oliver, Dick	1974	3
Olson, Justin	2022	3
Opitz, Steve	1952	1
Orner, Dan	2003	2
Orr, Joseph	1911	1
Osborne, Frank	1900	C 3
Osborne, Tommy	1986	2
Otis, Branden	2016	M 3
Otis, Norkeithus	2014	C 4
Overbeck, Scott	1995	2
Owen, Tom	1943	1
Owens, Kenny	2012	1
Owens, Sheila	1995	T 1

P • P • P • P

Pacini, Nick	2022	V 4
Packard, Ricky	1971	3
Paige-Moss, Donte	2011	2
Page, Andy	1994	M 1
Page, Bob	1950	1
Page, Chase	2005	4
Palmer, Ed	1937	3
Palmer, Horace	1938	2
Palmer, Wayne	1943	1
Pannell, Marc	1986	T 1
Papal, Jim	1971	3
Parham, Daryl	1987	4
Parker, Carl	1910	1
Parker, Curtis	1993	3
Parker, Greg	2007	M 3
Parker, John	1905	1
Parker, Larry	1954	4
Parker, Mel	1915	3
Parker, Raymond	1907	1
Parker, Riddick	1994	4
Parker, Willie	2003	4
Parks, William	1956	M 1
Paroli, John	2020	V 2
Parquet, Chuckie	1998	4
Parrish, Dwight	1981	1
Parrish, Josh	2017	V 3
Parry, Jack	1982	3
Parsley, Robert	1930	2
Parsons, Randall	1992	C 4
Paschal, Doug	1979	4
Paschal, Mark	2008	C 4
Paschall, Billy	1975	C 3
Patrick, Neale	1938	M 1
Patterson, Andrew	1891	2
Patterson, Ed	1954	3
Paulos, Ray	1963	1
Payne, Buddy	1957	C 3

Payne, Michael	1993	4
Paysour, Kobe	2022	1
Peace, Jason	1999	3
Peace, Sherrod	1999	2
Peacock, Johnny	1931	1
Pecora, Johnny	1942	3
Peiffer, Carl	1938	1
Pelc, Alan	2010	3
Pell, Stewart	1957	2
Pendergraft, Paul	1935	1
Peppers, Julius	2001	3
Perdue, Bill	1976	3
Perdue, Roland	1955	C 3
Perkins, Anthony	2001	4
Perry, Bucky	1970	3
Perry, Jonathan	1992	C 4
Perry, Merceda	2001	4
Person, Quinton	2007	4
Peterson, Caleb	2016	C 4
Pettaway, George	2022	1
Pharr, Fred	1919	1
Phifer, Ike	1899	2
Phifer, Ralph	1987	4
Phillips, Bud	1966	3
Phillips, James	1891	M 1
Phillips, Justin	2005	3
Phillips, Stuart	1984	3
Phillips, Todd	1994	2
Philpott, Benjamin	1932	2
Phipps, John	1932	2
Pianalto, Zack	2010	4
Pierce, Jeff	1981	3
Pigford, Tony	2003	1
Pignetti, Tripp	1994	3
Pippin, Erin	2020	V 4
Pittman, Sam	2019	M 4
Pittman, Wiley	1906	1
Platt, Nic	2013	2
Pochucha, Larry	1968	1
Poindexter, C. C.	1923	4
Polino, Nick	2019	4
Pollock, Jarwarski	2005	4
Poole, Barney	1943	1
Poole, Greg	1982	4
Poole, James	1924	M 1
Poole, Oliver	1943	1
Poole, Ray	1943	1
Pope, Bobby	1984	2
Port, Chal	1952	3
Porter, Andrew	1910	2
Poveromo, Christian	2016	M 4
Powell, Carol	1943	M 1
Powell, Darius	2007	1
Powell, Delbert	1980	4
Powell, Ken	1949	4
Powell, Skeeter	1966	2
Powell, Tydreke	2011	C 4
Powell, Tyler	2018	4
Pratt, Robert	1973	3
Presson, Samuel	1928	3
Price, Jabari	2013	4
Price, Ken	1969	C 3
Price, Kenny	2006	2
Price, Shaquille	2015	1
Prince, R.J.	2017	4
Pringley, Mike	1998	4
Pritchard, Bill	1947	2
Pritchard, Grady	1922	C 4
Pritchett, Tyler	2018	1
Proctor, Edward	1919	1
Proehl, Austin	2017	4
Pugh, James	1894	3
Pugh, Stanley	1983	2
Pukal, Lou	1967	3
Pulley, Paul	1957	2
Pupa, Walt	1947	3
Purcell, Gus	1948	1
Purgason, Roge	1994	2
Purvis, Andre	1996	3





ALL-TIME LETTERMEN



Jeff Saturday

Q • Q • Q • Q		
Quick, Craig	1967	M 2
Quick, Willie	1999	1
Quigley, Nick	2019	1
Quinn, Richard	2008	3
Quinn, Robert	2009	2

R • R • R • R		
Rackley, Brian	2006	3
Radman, George	1939	3
Ragazzo, Phil	1977	1
Ragsdale, James	1922	M 1
Raines, Taylor	2014	V 2
Ralph, Kyle	2004	3
Ralston, George	1939	1
Ramsay, Graham	1916	4
Ramsay, Devon	2010	2
Rand, Kenan	HONORARY	1
Randolph, Phillip (Goat)	1923	2
Rankin, Darien	2013	2
Rankin, Frank	1900	2
Rankin, James	1894	2
Rashad, Shakeel	2015	C 4
Ratliff-Williams, Anthony	2018	3
Ratliff, Bobby	1983	2
Ray, Flip	1970	C 3
Ray, Herman	1959	1
Ray, Jeff	1984	3
Ray, Jim	1963	1
Ray, Marvin	1935	1
Ray, Robert	1937	M 1
Read, Carey	1983	M 5
Read, Hank	1982	T 4
Reddick, Kevin	2012	C 4
Redding, Don	1958	3
Redfern, Charles	1929	1
Reed, Dave	1956	C 2
Reed, Jeff	2001	C 2
Reed, John	1989	3
Reese, Julius	1992	3
Regan, Breck	1961	1
Reid, Dexter	2003	C 4
Reid, Edward	1915	2
Rene, Patrice	2020	4
Renedo, Tom	1968	2
Renger, John	1961	M 2
Renken, Freddy	1988	1
Renner, Bryn	2013	3
Reynolds, Bob	1905	1
Reynolds, Bob	1948	1
Reynolds, Brandon	2003	M 4
Reynolds, Garrett	2008	C 4
Reynolds, Scott	1974	1
Rhames, Bunn	1978	C 4
Rhyme, William	2018	M 4
Rhem, Joe	1889	2
Ricciarelli, Skee	1985	M 3
Rice, Chase	2008	4
Rice, Jim	1960	3
Rich, Richie	2008	3
Richards, Asim	2022	4
Richardson, Bill	1970	C 3
Richardson, Bryson	2018	1
Richardson, Dan	1979	1
Richardson, John	1943	1
Richardson, Jon	1981	3
Richardson, Pinckney	1899	1
Richardson, Stewart	1941	3
Richardson, Tommy	2005	C 4
Richey, Mike	1968	3
Riddile, Mel	1971	3
Ridenhour, Sonny	1954	2
Riggs, David	1967	C 3
Riggs, Frank	1960	C 3
Ringwalt, Dave	1966	1
Ripberger, Chris	2017	1
Rish, Tameka	1999	M 1
Ritch, Marvin	1911	1
Ritzie Jahvaree	2022	2

Rizzo, Paul	1950	4
Robbins, Austin	1993	4
Robbins, Roswell	1919	1
Roberson, Clay	2003	4
Roberson, Foy	1905	C 3
Roberson, Jim	1979	2
Roberts, Bobby	1983	1
Roberts, Del	2004	1
Roberts, George	1947	3
Roberts, Kayne	2018	1
Roberts, Paul	2003	1
Roberts, Topher	2003	2
Robertson, Johnathan	1992	1
Robertson, Taylor	2022	M 3
Robinson, Charles	1956	2
Robinson, Gene	2012	3
Robinson, George	1925	2
Robinson, Isaiah	2002	3
Robinson, Joe	1963	2
Robinson, John	1906	M 1
Robinson, Malik	2017	1
Robinson, Neil	1979	1
Robinson, Ronnie	1974	3
Robinson, Ronnie L.	2000	4
Robinson, Shelton	1981	C 3
Rodgers, Elton	2014	V 2
Rodgers, Hosea	1948	C 4
Rodgers, Khaliel	2017	1
Rogers, Frank	1898	C 3
Rogers, George	1908	3
Rogers, Jessie	2015	4
Rogers, Kenny	1979	1
Rogers, Nielsen	1968	3
Rogers, Rob	1984	3
Rohling, Bernie	1943	1
Rolland, Spencer	2022	1
Romano, Joe	1948	3
Rome, Bobby	2009	4
Rorrer, Tim	1985	4
Roseman-Sinclair, Cameron	2021	1
Ross, Billy	2019	2
Ross, Brad	1980	M 3
Ross, Dominique	2019	4
Ross, Greg	2019	2
Ross, Rusty	1970	3
Rouse, Jim	1978	3
Rouse, Austin	2005	M 1
Rouse, Thomas	1998	M 3
Rousseau, Jule	1950	1
Rowe, Terry	1966	1
Rozeck, Alex	2001	1
Rubino, Michael	2019	1
Rubish, Mike	1948	4
Rucker, Kaimon	2022	3
Ruder, Jace	2020	1
Rudd, Ellie	2019	M 4
Rudolph, Brett	1987	4
Ruffin, Colin	1910	4
Ruffin, Dalton	1951	3
Ruffin, Peter	1930	M 1
Ruggles, Noah	2020	2
Rumley, Danny	2003	2
Runco, John	1962	3
Runyon, B. J.	1992	4
Rushing, John	1977	2
Rusnak, Ron	1972	C 3
Russavage, Leo	1956	1
Russell, Brandon	2003	4
Russell, Paul	1959	3
Rhyne, Leonard	1955	1
Rhyne, Williams	2015	M 1
Rywak, Pete	1949	1

S • S • S • S		
Sadler, Hank	1966	C 3
Sadoff, Sid	1940	3
Saffelle, Milt	1961	1
Sails, K.J.	2017	1
Sain, Jerry	1972	3

Salzano, Mike	1978	C 4
Sanford, Bill	1992	V 1
Sapp, O'Dell	1928	2
Sasser, Buddy	1956	2
Saturday, Jeff	1997	C 4
Saturday, Jeffrey	2022	1
Saunders, Anthony	2000	3
Savage, Quinton	1999	3
Sawyer, David	1987	M 4
Sawyer, Dock	1979	1
Schaefer, Kip	1996	1
Schallock, Grant	2010	1
Schamay, Bryce	2020	V 2
Schleter, Chris	1977	M 4
Schmitz, Brian	1999	C 4
Schnell, Robert	1931	M 1
Schoettmer, Jeff	2015	C 4
Schroeder, John	1960	3
Schuler, Jim	1957	1
Schult, Bob	1970	3
Schwartz, Harry	1928	C 3
Scott, Chad	2004	2
Scott, David	2000	1
Scott, Graham	1889	1
Scott, Tim	2014	4
Scroggins, Leon	2004	1
Seagle, Perry	1905	3
Seagraves, Skip	2005	4
Searcy, Da'Norris	2010	4
Seawell, Howard	1953	2
Seawright, Jonas	2004	C 3
Secrest, David	1997	2
Sellers, TP	2020	M 3
Sensabaugh, Gerald	2004	C 1
Serbousek, Mike	1969	1
Serenko, Steve	1961	1
Serlich, Emil	1941	1
Setzer, Eric	2011	M 3
Setzer, Willis (Hap)	1957	3
Severin, Paul	1940	C 3
Sexton, Cameron	2008	2
Shaffer, Charlie	1934	2
Shaffer, Lee	1981	C 4
Shankle, Terry	2013	4
Sharpe, Chuck	1981	3
Sharpe, Kerry	1992	1
Sharpe, Thomas	1895	3
Shaw, Howard	1892	3
Shaw, Travis	2022	1
Shaw, Tre	2019	2
Shaw, Rickie	1991	4
Shea, Pat	1966	2
Sheehan, Jim	1967	1
Sheehan, Pat	1985	3
Sheets, Ken	1978	4
Sheldon, Tom	2017	2
Shepard, Tom	1923	4
Shepherd, Jon	1998	1
Sheppard, Bill	1983	4
Sheridan, Hunter	2019	1
Sherman, Fred	1950	4

Sherrill, Caleb	2009	M 2
Sherwood, Brian	1996	M 4
Shipp, James	1995	T 2
Shonosky, Roger	1976	2
Shore, Don	1972	1
Shoullars, Hudson	1955	2
Shuford, Emmett (Ox)	1927	3
Shuford, Gene	1961	1
Shuler, Bud	1928	3
Shull, Samuel	1899	C 3
Shumate, Jim	1961	2
Shupin, Bob	1959	3
Shuster, Mike	1972	1
Shwedo, Kevin	1978	1
Sickels, Doug	1982	3
Sieck, Dick	1941	3
Siegel, Brian	1993	T 1
Sifford, Cole	2022	M 2
Sigler III, Bill	1971	3
Sigler Jr., Will	1942	2
Sigmon, Gene	1963	C 2
Sigmon, Mark	1984	1
Sigmon, Ricky	1972	1
Simakas, Alex	1990	3
Simmons, Brian	1997	C 4
Simmons, David	1978	3
Simmons, Emery	2021	3
Simmons, Malik	2015	4
Simmons, Troy	1985	3
Simpson, George	1969	1
Simpson, Teto	1998	2
Sims, Ryan	2001	4
Singletary, Snowdon	1906	1
Singleton, David	1980	3
Singleton, Kendrick	2015	4
Slagle, Chuck	1939	3
Sledge Jr., Chuck	1965	1
Sledge III, Chuck	1988	2
Sloop, Conrad	1961	3
Slotnick, Leo	1939	1
Slusser, Rip	1931	3
Small, Walter	1911	1
Smalls, Carl	2002	1
Smathers, William	1901	2
Smiley, Sam	2015	3
Smith, Andre	2017	3
Smith, Arien	2014	1
Smith, Arthur	2005	1
Smith, Ben	1959	1
Smith, Bill	1947	2
Smith, Bob	1940	3
Smith, Brian	1976	3
Smith, Charles	1974	M 2
Smith, Chip	1976	1
Smith, Darryl	1981	1
Smith, Dick	1956	2
Smith, Foyell	1936	1
Smith, Jan	1970	3
Smith, John	1932	1
Smith, Jonathan	2018	2
Smith, Jonathan	2011	4

ALL-TIME LETTERMEN



Smith, Mark	1983	4	Starcevic, Nick	2006	2	Sullivan, Brad	1985	1	Terry, Jeb	2003	C 3
Smith, Mike	1968	C 3	Starr, Ed	1943	1	Suntheimer, Carl	1941	C 3	Terry, Rick	1996	C 3
Smith, Moyer	1960	3	Starr, Eric	1987	4	Surigao, John	1998	3	Thatch, Martel	2007	4
Smith, Quinton	1987	3	Staub, Nathan	2014	2	Surratt, Chazz	2020	3	Thayer, Matthew	2018	M 2
Smith, Robbie	1960	1	Stavnitski, George	1956	C 3	Supple, Adrian	1926	1	Thigpen, Tommy	1992	C 4
Smith, Roger	1963	C 3	Steele, Ralph	1959	3	Sutherland, James	1946	1	Thomas, Byron	1996	4
Smith, Thomas	1992	4	Steele, Robert	1895	1	Sutton, Ed	1956	C 3	Thomas, Cam	2009	4
Smith, Tim	1994	3	Steelman, Don	1986	T 2	Sutton, Frederick	1907	2	Thomas, Eric	1995	C 4
Smith, Van	1993	M 4	Steinbacher, Rick	1993	C 4	Sutton, Johnathon	2018	2	Thomas, George	1908	C 2
Smith, Wade	1959	C 3	Steinbacher, Steve	1988	4	Sutton, Nathan	2000	2	Thomas, Isaiah	2004	2
Smith, William	1903	M 1	Stephens, C.J.	2003	2	Sutton, T.J.	1999	1	Thomas, Mike	1995	4
Snipes, Edgar	1905	1	Stephens, George	1895	2	Swearingen, Fred	1958	3	Thomas, Parker	2012	1
Snipes, Eugene	1893	4	Stephens, James	1933	1	Sweet, William	2018	3	Thomas, Ronald	1996	4
Snipes, Harvey	1905	1	Stevens, L.C.	1998	4	Sweetser, Wes	1985	1	Thomason, Dan	1943	M 2
Snipes, Ronnie	1983	2	Stevens, Ralph	1912	1	Switzer, Ryan	2016	4	Thomason, Justin	2015	3
Snipes, William	1889	2	Stevens, Tom	1951	3	Swofford, John	1971	3	Thompson, Amanda	2014	V 2
Snyder, Daniel	1929	1	Stevenson, Ethan	2020	M 3	Szafaryn, Len	1948	4	Thompson, Donnell	1980	4
Snyder, Herman	1935	C 3	Stevenson, Sarah	2015	M 2	Szymaitis, Jim	1964	1	Thompson, Duke	1976	2
Sojka, Joe	2016	M 3	Stewart, Bobby	1936	1				Thompson, Earl	1910	C 4
Somers, Clayton	1992	T 4	Stewart, Malcolm	2002	4				Thompson, Eugene	1929	1
Southerland, John Isaac	1998	M 4	Stewart, M.J.	2017	C 4				Thompson, George D.	1930	1
Spain, Bentley	2017	C 4	Stewart, Roach	1904	C 3				Thompson, George W.	1931	M 1
Spain, Bill	1966	2	Stiegman, Dan	1948	C 4				Thompson, Holland	1894	1
Spainhour, Carl	1910	2	Stilley, Richard	1971	3				Thompson, James	1988	3
Spainhour, Jud	1961	1	Stirnweiss, George	1939	C 3				Thompson, John	1906	2
Sparger, George	1947	C 3	Stobaugh, Ben	2018	1				Thompson, Kay	1933	3
Sparkman, Fred	2004	2	Stogner, Dalton	2015	1				Thompson, Seymour	1891	2
Sparks, Ned	1968	2	Stoinoff, Bob	1939	1				Thornton, Bob	1972	3
Sparrow, George	1925	3	Stone, Chip	1968	1				Thornton, David	2001	3
Spaugh, Rufus	1920	2	Stone, John	1985	2				Thornton, Kenton	2008	3
Spaulding, Yank	1929	1	Story, Romy	1906	C 3				Thornton, William	1951	1
Spell, Les	1998	M 4	Strange, Robert	1912	2				Thorogood, Donte	1998	1
Spellman, Max	1946	1	Stratton, Johnny	1976	2				Thorpe, Bo	1955	1
Sperring, Thomas	2005	1	Strayhorn, Ralph	1946	C 3				Thorpe, T.J.	2014	3
Spoon, Brandon	2000	C 4	Streater, Eric	1986	3				Tillery, Jack	1962	3
Spottsville, Welton	2020	2	Streater, Steve	1980	C 4				Tillett, John	1910	2
Spruill, Ron	1982	4	Strickland, Matthew	1931	1				Tillett, William	1912	C 2
Spurlin, Max	1946	2	Strickland, Mitchell	1978	2				Timmons, Bernard	1990	4
St. Amand, Steve	1991	M 2	Stringer, Ed	1965	C 3				Tindall, Rashaad	2003	1
Stahl, Aaron	2008	2	Strong, Jermaine	2007	2				Tinsley, Kennedy	2009	4
Stallings, Don	1959	3	Strowbridge, Jason	2019	4				Tomlin, Tyrell	2014	1
Stallings, Fred	1941	1	Stuart, Trevor	2010	1				Toney, Andrew	2013	M 3
Stanback, Harry	1980	3	Stubbs, Brianna	2022	M 3				Toney, Matthew	2008	M 2
Stanford, Ray	1975	C 2	Stubbs, Stanley	1964	M 1				Tovar, Carlos	2013	M 1
Stankavage, Scott	1983	3	Stunda, John	1960	3				Towns, Hunter	1988	T 4
Stanicek, Jason	1994	4	Sturdivant, Quan	2010	4				Townsend, Frank	1973	1
Stanley, Edward	1895	3	Sturdivant, Walter	1980	3				Townsend, Joe	1980	T 2
Staples, Aaron	1989	3	Sturgis, Oscar	1994	4				Townsend, Newman	1905	3
Staples, John	1943	1	Styers, Richard	1968	M 1				Tran, Kimberly	2022	V 3
Starner, Dick	1953	1	Sugg, Mark	1980	4				Transou, Mark	1983	1
									Trimble, Mel	1982	1
									Trimpey, John	1936	3
									Triplett, Spencer	2022	1
									Tripp, Dennis	1990	C 4
									Trott, Bobby	1975	C 3
									Trubisky, Mitch	2016	C 3
									Truitt, David	1986	4
									Trull, Jonathan	2018	3
									Truver, Gary	1961	3
									Tu, Joshua	2022	V 2
									Tubbs, Nick	2001	M 3
									Tucker, Carl	2019	4
									Tucker, Jordan	2021	4
									Tucker, Wayne	1980	4
									Tull, Edward	1893	1
									Turco, Charlie	1971	1
									Turlington, Mac	1958	3
									Turner, Cliff	1987	T 4
									Turner, Craven	1943	C 3
									Turner, Landon	2015	C 4
									Turner, Noah	2019	2
									Turner, Willie	1897	2
									Tuthill, Ron	1964	C 3
									Twamley, Joe	1965	1
									Twohey, Ed	1945	2



Lawrence Taylor



Sylvester Williams

Williamson, Ernie	1946	1
Wilson, Christian	2011	4
Wilson, E.J.	2009	4
Wilson, Jupiter	2003	4
Wilson, Kevin	1983	2
Wilson, Kirt	1976	2
Wilson, Marcus	2001	2
Wilson, Steve	1992	3
Wilson, Vince	2004	1
Winborne, Wallace	1905	2
Winborne Jr., Wally	1938	1
Winfield, Earl	1985	4
Winstow, Lawrence	1993	4
Winston, Bob	1914	C 4
Winters, Francis	1978	3
Winters, Larry	1980	2
Wissman, Frank	1951	1
Wolbert, Rob	1993	M 4
Wolf, Joe	1942	3
Wolfenbarger, Brandon	2002	M 3
Wolfolk, Myles	2019	2
Wood, Bo	1966	3
Wood, Hal	1889	M 1
Woodard, Shawn	1999	2
Woodell, Jack	1950	1
Woodson, Jim	1939	C 3
Woofter, Greg	2001	2
Wooldridge, David	2006	4
Woollen, Charles	1933	2
Wooten, Carson	2014	2
Wooten, Jay	2008	1
Wooten, Ron	1980	C 4
Wooten, William	1892	1
Working, Mike	1969	1
Worley, Jared	2018	1
Worrell, Flo	1952	1
Worsley, Victor	2006	3
Wrenn, Elmer	1937	1
Wright, Isaac	1904	2
Wright, Jason	1994	M 1
Wright, Joe	1947	C 3
Wright Jr., Robert	1916	3
Wright, Robert	1896	C 2
Wright, Tom	1940	M 1
Wright, Wallace	2005	4
Wynn, Curtis	1968	1
Wyrick, Pete	1930	3

U • U • U • U		
Ulicny, Gary	1973	2
Underwood, Emmett	1925	3
Underwood, Neal (June)	1932	3
Underwood, Shawn	2013	3
Upchurch, Noah	2020	M 1
Uptegraff, Mark	2016	1

V • V • V • V		
Vale, Wally	1956	2
Van Hoy, Rick	1978	1
Van Ness, James	1926	M 1
Vandenbroek, Robbi	1972	3
Vang, Augusta	2020	V 4
VanNoppen, Donnell	1920	M 1
Varney, Sid	1948	4
Varnum, Jim	1956	1
Veal, Mason	2018	2
Venable, John	1911	3
Venters, Bob	1951	2
Verchik, George	1949	1
Vermillion, Tom	1988	1
Vidnovic, Nick	1973	3
Viggers, Bill	1984	1
Vippolis, Taylor	2015	1
Vohasek, Raymond	2022	4
Voight, Mike	1976	4
Vooletich, Dan	1988	3
Voris, Bill	1945	C 2

W • W • W • W		
Waddell, Charles	1974	3
Waddell, Michael	2003	4
Wagstaff, James	2000	2
Wakeley, William	1912	2
Walker, Bill	1945	C 1
Walker, Bracey	1993	4
Walker, Brian	2015	3
Walker, D.J.	2006	C 4
Walker, Erwin	1932	3
Walker, Johnny	1944	1
Walker, Willie Joe	1989	2
Walkowiak, Danny	1989	2
Wall, Battle	1968	3
Wall, Marcus	1995	C 3
Wall, Milam	1960	3
Wallace, Bud	1952	C 3
Wallace, Donnie	1987	4
Wallin, George	1952	1
Walser, Benny	1952	3
Walston, Garrett	2021	4
Walters, Joey	1997	1

Walters, Ray	1944	1
Walters, Robert	1973	2
Walton, Rabe	1959	2
Ward, Chris	1982	4
Ward, Greg	1972	3
Ward, Jimmy	1929	3
Ward, Tommy	1964	3
Wardle, Bill	1949	4
Warren, Add	1927	2
Warren, Bill	1966	1
Warren, Bob	1945	2
Warren, Greg	2004	C 4
Warren, Justin	2006	2
Washington, Damien	2015	4
Washington, Ed	1949	2
Washington, Jennie	2017	V 2
Wasserman, Andrew	2005	1
Watkins, Michael	1990	1
Watkins, Jacoby	2006	4
Watson, Cannon	1989	2
Watson, Chris	1996	4
Watson, George	1938	C 3
Watson, Moses	1985	1
Watts, Carl	1989	3
Watts, Clifford	1935	1
Watts, John	1966	M 1
Way, Michael	1993	1
Weant, Bobby	1948	C 4
Weatherspoon, Van	1953	1
Webb, Henry	1942	1
Webb, Van	1936	2
Webber, William	1904	1
Webster, Jim	1971	3
Webster, Lucy	1988	M 1
Weiler, Nick	2016	C 4
Weiner, Art	1949	4
Welch, Bill	1960	1
Welch, Chris	1996	1
Weldon, Howard	1943	1
Weller, Buck	1997	1
Wellman, Dana	1963	1
Wells, Loren	1963	2
Wells, Rock	2006	2
Wells, Terry	1974	1
Wells, Trey	1998	M 4
Wesolowski, Dick	1968	3
Westfall, Barry	1963	1
Wetherington, Eric	1987	1
Whaley, Tom	2006	M 3
Whedbee, Harry	1893	2
Whisnant, Albert	1928	2
Whisnant, Red	1926	C 2

Whitaker, Ferdinand	1905	1
Whitaker, Joel	1896	2
White, Bob	1952	2
White, Brent	2001	1
White, C. C.	1950	1
White, Dick	1941	2
White, Garrett	2007	3
White, Johnny	2010	4
White, Joseph	1895	1
White, Rocky	1981	3
White, Tom	1931	1
White, William	1897	2
Whitehead, James	1901	M 1
Whitehead, John	1981	M 3
Whitehorn, Les	1970	1
Whiteside, Larry	1989	3
Whitten, Bob	1940	1
Wicks, Bill	1974	2
Wiess, Dick	1951	3
Wiggins, James	1908	2
Wike, Mitch	1988	4
Wilcher, Mike	1982	4
Wiley, Dave	1951	3
Willard, Ken	1964	3
Williams, Abie	1951	2
Williams, Andre'	2001	2
Williams, Antonio	2019	2
Williams, Antuarn	1993	2
Williams, Billy	1953	3
Williams, Brennan	2012	3
Williams, Brooks	1977	3
Williams, Charlie	1975	2
Williams, Clawson	1910	M 1
Williams, Daniel	1908	1
Williams, Deunta	2010	4
Williams, D.J.	1995	1
Williams, Domonique	1999	2
Williams, Greg	1997	4
Williams, Howard	1955	1
Williams, Javonte	2020	3
Williams, Jeffrey	2008	M 3
Williams, Kendric	2007	2
Williams, Linwood	2005	3
Williams, Macon	1916	1
Williams, Marion	1907	1
Williams, Marquise	2015	C 3
Williams, Melvin	2009	2
Williams, Robert	1910	2
Williams, Robert	1997	3
Williams, Sean	2001	2
Williams, Sylvester	2012	C 2
Williams, Tab	2009	M 3

Y • Y • Y • Y		
Yarborough, Ken	1953	C 3
Yates, Steve	1962	2
Yates, T.J.	2010	C 4
Young, Tom	1927	2
Young, William	1910	1

Z • Z • Z • Z		
Zaback, Bob	1962	2
Zadjeika, George	1967	2
Zarro, Richy	1964	3
Zemaitis, Saulis	1969	C 3

TAR HEELS IN THE DRAFT



PLAYER (POSITION) RD. TEAM

1938 (3)

Andy Bershak (E) 3 Detroit
Tom Burnette (B) 6 Pittsburgh Pirates
Henry Bartos (G) 10 Washington

1939 (3)

Steve Maronic (T) 3 Detroit
George Watson (B) 12 N.Y. Giants
Jack Kraynick (B) 12 Philadelphia

1940 (2)

George Stirnweiss (B) 2 Chicago Cardinals
Charley Slagle (B) 17 Washington

1941 (3)

Paul Severin (E) 10 Pittsburgh
Jim LaLanne (B) 12 Chicago Bears
Gates Kimball (T) 16 Chicago Cardinals

1942 (1)

Carl Suntheimer (C) 18 Chicago Cardinals

1943 (1)

Tank Marshall (G) 19 N.Y. Giants

1944 (2)

Hugh Cox (B) 16 Green Bay
Ray Jordan (B) 24 Green Bay

1945 (2)

Chan Highsmith (C) 15 Boston Yanks
Ralph Strayhorn (G) 18 Chicago Cardinals

1946 (4)

Hosea Rodgers (B) 3 N.Y. Giants
Ted Hazelwood (T) 16 Chicago Bears
Howard Weldon (G) 28 Chicago Bears
Bill Voris (B) 30 N.Y. Giants

1947 (4)

Ernie Williamson (T) 8 Washington
Jack Fitch (B) 10 Pittsburgh
Walt Pupa (B) 16 Chicago Bears
Baxter Jarrell (T) 26 Green Bay

1948 (2)

Bill Smith (T) 2 Chicago Cardinals
Jim Camp (B) 6 Chicago Cardinals

1949 (7)

Len Szafaryn (T) 3 Washington
Bob Kennedy (B) 8 Washington
Mike Rubish (E) 8 Boston Yanks
Bob Mitten (G) 19 Chicago Bears
Joe Romano (T) 20 Detroit
Bob Cox (E) 23 Chicago Cardinals
Stan Marczyk (T) 25 Chicago Bears

1950 (3)

Art Weiner (E) 2 NY Bulldogs
Charlie Justice (B) 16 Washington
Ken Powell (E) 18 Pittsburgh

1951 (2)

Irv Holdash (C) 7 Cleveland
Roscoe Hansen (E) 29 Philadelphia

1953 (2)

Tom Higgins (T) 6 Chicago Cardinals
Bud Wallace (B) 16 Philadelphia

1954 (1)

Ken Yarborough (E) 27 Washington

PLAYER (POSITION) RD. TEAM

1955 (1)

Larry Parker (B) 11 Washington

1956 (3)

Bill Koman (G) 8 Baltimore
Stew Pell (T) 11 San Francisco
Kenny Keller (B) 11 Philadelphia

1957 (3)

Eddie Sutton (B) 3 Washington
Don Klochak (B) 12 L.A. Rams
Jack Stillwell (E) 20 Cleveland

1958 (3)

Phil Blazer (T) 8 Detroit
Buddy Payne (E) 8 Washington
Leo Russavage (T) 10 Cleveland

1959 (7)

Ron Koes (C) 3 Detroit
Al Goldstein (E) 10 L.A. Rams
Emil DeCantiss (B) 10 Chicago Cardinals
John Schroeder (E) 15 Chicago Cardinals
Don Redding (T) 16 Chicago Bears
Fred Swearingen (G) 21 N.Y. Giants
Rabe Walton (B) 30 Chicago Cardinals

1960 (3)

Jack Cummings (QB) 4 Philadelphia
Don Stallings (T) 5 Washington
Earl Butler (T) 12 Pittsburgh

1961 (5)

Rip Hawkins (LB) 2 Minnesota
Harry Clement (B) 11 Pittsburgh
Bob Elliott (FB) 14 St. Louis
Rip Hawkins (C) 2 Boston (AFL)
Milam Wall (HB) 11 Buffalo (AFL)

1962 (2)

Jim LeCompte (G) 7 Buffalo (AFL)
Bob Elliott (FB) 31 Oakland (AFL)

1963 (1)

Joe Craver (LB) 12 N.Y. Titans (AFL)

1964 (4)

Bob Lacey (E) 6 Minnesota
Ed Kesler (FB) 16 Pittsburgh
Bob Lacey (E) 11 N.Y. Jets (AFL)
Ed Kesler (FB) 22 Houston (AFL)

1965 (2)

Ken Willard (FB) 1 San Francisco
Chris Hanburger (C) 18 Washington

1966 (1)

Bill Darnall (B) 6 Miami (AFL)

1967 (2)

Bo Wood (LB) 6 New Orleans
Danny Talbott (QB) 17 San Francisco

1968 (1)

Jeff Beaver (QB) 15 Baltimore

1969 (1)

Mike Richey (T) 4 Buffalo

1971 (2)

Don McCauley (RB) 1 Baltimore
Tony Blanchard (TE) 12 Cleveland

PLAYER (POSITION) RD. TEAM

1972 (2)

Lewis Jolley (RB) 3 Houston
John Bunting (LB) 10 Philadelphia

1973 (1)

Bob Thornton (G) 14 Dallas

1974 (3)

Robert Pratt (G) 3 Baltimore
Sammy Johnson (RB) 4 San Francisco
Phil Lamm (DB) 14 Buffalo

1975 (3)

Ken Huff (OG) 1 Baltimore
Charles Waddell (TE) 5 San Diego
Chris Kupec (QB) 15 Buffalo

1976 (1)

Milton Butts (T) 12 New Orleans

1977 (5)

Mike Voight (RB) 3 Cincinnati
Mark Griffin (T) 8 Detroit
Mark Cantrell (C) 9 Dallas
Tom Burkett (T) 10 Cleveland
Dave Conrad (T) 12 N.Y. Jets

1978 (3)

Dee Hardison (DE) 2 Buffalo
Brooks Williams (TE) 8 New Orleans
Walker Lee (WR) 8 Washington

1979 (3)

Bob Hukill (G) 5 Dallas
Dave Simmons (LB) 6 Green Bay
Mike Salzano (G) 6 Dallas

1980 (3)

Buddy Curry (LB) 2 Atlanta
Doug Paschal (RB) 5 Minnesota
Phil Farris (WR) 11 Denver

1981 (6)

Lawrence Taylor (LB) 1 N.Y. Giants
Donnell Thompson (DT) 1 Baltimore
Rick Donnalley (OL) 3 Pittsburgh
Amos Lawrence (RB) 4 San Diego
Harry Stanback (DT) 6 Atlanta
Ron Wooten (OG) 6 New England

1982 (3)

Calvin Daniels (LB) 2 Kansas City
Darrell Nicholson (LB) 6 N.Y. Giants
Bill Jackson (DB) 8 Cleveland

1983 (3)

Dave Drechsler (OG) 2 Green Bay
Mike Wilcher (LB) 2 L.A. Rams
Kelvin Bryant (RB) 7 Washington

1984 (4)

Brian Blados (OT) 1 Cincinnati
Tyrone Anthony (RB) 3 New Orleans
Mark Smith (WR) 7 Washington
Aaron Jackson (LB) 10 Cincinnati

1985 (4)

Ethan Horton (RB) 1 Kansas City
Brian Johnson (C) 3 N.Y. Giants
Greg Naron (OG) 4 Philadelphia
Micah Moon (LB) 9 Atlanta

1986 (4)

Larry Griffin (DB) 8 Houston
Tommy Barnhardt (P) 9 New Orleans
Carl Carr (LB) 10 N.Y. Jets
Arnold Franklin (TE) 11 Miami

PLAYER (POSITION) RD. TEAM
1987 (1)

Harris Barton (OT) 1 San Francisco

1988 (3)

 Tim Goad (NT) 4 New England
 Carlton Bailey (NT) 9 Buffalo
 Reuben Davis (DT) 9 Tampa Bay

1989 (3)

 Derrick Fenner (RB) 10 Seattle
 Darrell Hamilton (OT) 3 Denver
 Antonio Goss (LB) 12 San Francisco

1990 (2)

 Torin Dorn (DB) 4 L.A. Raiders
 Cecil Gray (DT) 9 Philadelphia

1991 (1)

Kevin Donnalley (OT) 3 Houston

1992 (5)

 Brian Bollinger (OT) 3 San Francisco
 Dwight Hollier (LB) 4 Miami
 Roy Barker (DT) 4 Minnesota
 Deems May (TE) 7 San Diego
 Eric Blount (WR) 8 Phoenix

1993 (4)

 Thomas Smith (DB) 1 Buffalo
 Natrone Means (RB) 2 San Diego
 Rondell Jones (DB) 3 Denver
 Tommy Thigpen (LB) 5 N.Y. Giants

1994 (4)

 Bucky Brooks (WR) 2 Buffalo
 Austin Robbins (DE) 4 L.A. Raiders
 Bracey Walker (DB) 4 Kansas City
 Sean Crocker (DB) 4 Buffalo

1995 (5)

 William Henderson (FB) 3 Green Bay
 Jimmy Hitchcock (DB) 3 New England
 Mike Morton (LB) 4 L.A. Raiders
 Eddie Mason (LB) 6 N.Y. Jets
 Oscar Sturgis (DE) 7 Dallas

1996 (2)

 Marcus Jones (DT) 1 Tampa Bay
 Sean Boyd (DB) 5 Minnesota

1997 (5)

 Rick Terry (DT) 2 N.Y. Jets
 Freddie Jones (TE) 2 San Diego
 James Hamilton (LB) 3 Jacksonville
 Leon Johnson (TB) 4 N.Y. Jets
 Andre Purvis (DT) 5 Cincinnati

1998 (7)


 Greg Ellis (DE) 1 Dallas
 Vonnie Holliday (DT) 1 Green Bay
 Brian Simmons (LB) 1 Cincinnati
 Omar Brown (SS) 4 Atlanta
 Kivuusama Mays (LB) 4 Minnesota
 Robert Williams (CB) 5 Kansas City
 Jonathan Linton (TB) 5 Buffalo

1999 (6)

 Ebenezer Ekuban (DE) 1 Dallas
 Dre' Bly (CB) 2 St. Louis
 Russell Davis (DT) 2 Chicago
 Keith Newman (LB) 4 Buffalo
 Na Brown (WR) 4 Philadelphia
 Mike Pringley (DE) 7 Detroit

2000 (1)

Deon Dyer (FB) 4 Miami


 Julius Peppers
 Carolina Panthers

PLAYER (POSITION) RD. TEAM
2001 (4)

 Alge Crumpler (TE) 2 Atlanta
 Sedrick Hodge (LB) 3 New Orleans
 Brandon Spoon (LB) 4 Buffalo
 Dauntae' Finger (TE) 7 Tampa Bay

2002 (6)

 Julius Peppers (DE) 1 Carolina
 Ryan Sims (DT) 1 Kansas City
 David Thornton (LB) 4 Indianapolis
 Joey Evans (DE) 7 Cincinnati
 Ronald Curry (QB) 7 Oakland
 Quincy Monk (LB) 7 N.Y. Giants

2003 (1)

Sam Aiken (WR) 4 Buffalo

2004 (3)

 Dexter Reid (FS) 4 New England
 Michael Waddell (CB) 4 Tennessee
 Jeb Terry (OG) 5 Tampa Bay

2005 (3)

 Jason Brown (C) 4 Baltimore
 Gerald Sensabaugh (S) 5 Jacksonville
 Madison Hedgecock (FB) 7 St. Louis

2006 (1)

Chase Page (DT) 7 San Diego

2008 (2)

 Kentwan Balmer (DT) 1 San Francisco
 Hilee Taylor (DE) 7 Carolina

2009 (5)

 Hakeem Nicks (WR) 1 New York Giants
 Richard Quinn (TE) 2 Denver
 Brandon Tate (WR) 3 New England
 Garrett Reynolds (OT) 5 Atlanta
 Brooks Foster (WR) 5 St. Louis

2010 (2)

 E.J. Wilson (DE) 4 Seattle
 Cam Thomas (DT) 5 San Diego

2011 (9)

 Robert Quinn (DE) 1 St. Louis
 Bruce Carter (LB) 2 Dallas
 Marvin Austin (DT) 2 New York Giants
 Greg Little (WR) 2 Cleveland
 Da'Norris Searcy (S) 4 Buffalo
 Johnny White (TB) 5 Buffalo
 T.J. Yates (QB) 5 Houston
 Quan Sturdivant (LB) 6 Arizona
 Ryan Taylor (TE) 7 Green Bay

2012 (2)

 Quinton Coples (DE) 1 New York Jets
 Zach Brown (LB) 2 Tennessee

PLAYER (POSITION) RD. TEAM
2013 (5)

 Jonathan Cooper (OG) 1 Arizona
 Sylvester Williams (DT) 1 Denver
 Giovani Bernard (TB) 2 Cincinnati
 Brennan Williams (OT) 3 Houston
 Travis Bond (OG) 7 Minnesota

2014 (5)

 Eric Ebron (TE) 1 Detroit
 Kareem Martin (DE) 3 Arizona
 Russell Bodine (C) 4 Cincinnati
 Tre Boston (S) 4 Carolina
 Jabari Price (CB) 7 Minnesota

2017 (6)

 Mitch Trubisky (QB) 1 Chicago
 Nazair Jones (DT) 3 Seattle
 Mack Hollins (WR) 4 Philadelphia
 Ryan Switzer (WR) 4 Dallas
 T.J. Logan (TB) 5 Arizona
 Elijah Hood (TB) 7 Oakland

2018 (3)

 M.J. Stewart (DB) 3 Tampa Bay
 Andre Smith (LB) 7 Carolina
 Austin Proehl (WR) 7 Buffalo

2019 (1)

Cole Holcomb (LB) 5 Washington

2020 (2)

 Charlie Heck (OL) 4 Houston
 Jason Strowbridge (DL) 5 Miami

2021 (5)

 Javonte Williams (RB) 2 Denver
 Chazz Surratt (LB) 3 Minnesota
 Dyami Brown (WR) 3 Washington
 Michael Carter (RB) 4 New York Jets
 Dazz Newsome (WR) 6 Chicago

2022 (4)

 Joshua Zeudu (OL) 3 New York Giants
 Sam Howell (QB) 5 Washington
 Ty Chandler (RB) 5 Minnesota
 Marcus McKethan (OL) 5 New York Giants

2023 (4)

 Josh Downs (WR) 3 Indianapolis Colts
 Asim Richards (OL) 5 Dallas Cowboys
 Antoine Green (WR) 7 Detroit Lions
 Ray Vohasek (DL) 7 Jacksonville Jaguars

DRAFT FACTS

- Most players drafted: 9 in 2011; 7 in 1949, 1998
- Most recent first-round draft pick: 2017, Mitch Trubisky, No. 2 to Chicago
- Highest pick: No. 2
 No. 2: Mitch Trubisky (QB), in 2017; Julius Peppers (DE), in 2002; Lawrence Taylor (OLB), in 1982; Ken Willard (RB), in 1965

FIRST-ROUND DRAFT HISTORY



UNC'S FIRST-ROUND NFL DRAFT PICKS (24)

1965	Ken Willard (RB)	No. 2, San Francisco
1971	Don McCauley (TB)	No. 22, Baltimore
1975	Ken Huff (OG)	No. 3, Baltimore
1981	Lawrence Taylor (OLB)	No. 2, New York Giants
1981	Donnell Thompson (DE)	No. 18, Baltimore
1984	Brian Blados (OL)	No. 28, Cincinnati
1985	Ethan Horton (RB/TE)	No. 15, Kansas City
1987	Harris Barton (OT)	No. 22, San Francisco
1993	Thomas Smith (CB)	No. 28, Buffalo
1996	Marcus Jones (DT)	No. 22, Tampa Bay
1998	Greg Ellis (DE)	No. 8, Dallas
1998	Brian Simmons (LB)	No. 17, Cincinnati
1998	Vonnie Holliday (DT)	No. 19, Green Bay
1999	Ebenezer Ekuban (DE)	No. 20, Dallas
2002	Julius Peppers (DE)	No. 2, Carolina
2002	Ryan Sims (DT)	No. 6, Kansas City
2008	Kentwan Balmer (DT)	No. 29, San Francisco
2009	Hakeem Nicks (WR)	No. 29, New York Giants
2011	Robert Quinn (DE)	No. 14, St. Louis
2012	Quinton Coples (DE)	No. 16, New York Jets
2013	Jonathan Cooper (OG)	No. 7, Arizona
2013	Sylvester Williams (DT)	No. 28, Denver
2014	Eric Ebron (TE)	No. 10, Detroit
2017	Mitch Trubisky (QB)	No. 2, Chicago

CAROLINA DRAFT FIRST-ROUND DRAFT NOTES

- During Mack Brown's first stint at UNC, he produced six Tar Heels who would go on to be selected in the first round of the NFL Draft, including three in 1998 (Greg Ellis, Vonnie Holliday and Brian Simmons). Brown also produced an additional seven second-round selections.
- Mitch Trubisky was selected No. 2 overall by the Chicago Bears in the 2017 NFL Draft. That matches the highest selection ever for a UNC player. Ken Willard (1965), Lawrence Taylor (1981) and Julius Peppers (2002) were also selected No. 2 overall.
- Trubisky was the ninth player in UNC history taken in the top 10 of the NFL Draft. Carolina's other top 10 draft picks are Ken Willard (No. 2 in 1965), Lawrence Taylor (No. 2 in 1981), Julius Peppers (No. 2 in 2002), Ken Huff (No. 3 in 1975), Ryan Sims (No. 6 in 2002), Jonathan Cooper (No. 7 in 2013), Greg Ellis (No. 8 in 1998) and Eric Ebron (No. 10 in 2014).
- North Carolina has produced eight first-round draft picks since 2008. That is the third-highest total of any ACC school. Clemson (12) and Florida State (11) have the most in that time frame, while no other in-state school has more than two first-round draft picks since 2008.
- Carolina's 24 all-time first-round draft picks are the most of any school in the state, ahead of NC State (17), Duke (6) and Wake Forest (5).

Includes Carolina players who have played in at least one game as a member of a professional football team. Listing includes the NFL, AFL, USFL and AAFC.

A • A • A • A

- Sam Aiken (WR)** – Buffalo 2003-07, New England 2008-09
Ethan Albright (OT) – Miami 1994-95, Buffalo 1996-2000, Washington 2001-09, San Diego 2010
Tyrone Anthony (RB) – New Orleans 1984-85
Marvin Austin (DT) – New York Giants 2011-12, Miami 2013, Dallas 2013, Denver 2014-15

B • B • B • B

- Carlton Bailey (LB)** – Buffalo 1988-92, New York Giants 1993-94, Carolina 1995-97
Kentwan Balmer (DT) – San Francisco 2008-09, Seattle 2010, Washington 2011-12
Jake Bargas (FB) – Minnesota 2020-21
Connor Barth (PK) – Kansas City 2008, Tampa Bay 2009-13, Denver 2014, Tampa Bay 2015, Chicago 2016-17
Octavus Barnes (WR) – Atlanta 1998-99
Troy Barnett (NG) – New England 1994-96, Washington 1996
Roy Barker (DT) – Minnesota 1992-95, San Francisco 1996-98, Cleveland 1999, Green Bay 1999, Minnesota 2000
Tommy Barnhardt (P) – New Orleans 1987, Chicago 1987, Washington 1988, New Orleans 1989-94, Carolina 1995, Tampa Bay 1996-98, New Orleans 1999, Washington 2000
Harris Barton (OT) – San Francisco 1987-98
Henry Bartos (G) – Washington 1938
Giovani Bernard (RB) – Cincinnati 2013-20, Tampa Bay 2021-22
James Betterson (RB) – Philadelphia 1977-78
Terry Billups (CB) – Miami 1998, Dallas 1998, New England 1999
Brian Blados (OG) – Cincinnati 1984-91, Indianapolis 1991, Tampa Bay 1992
Phil Blazer (G) – Buffalo 1960
Dre' Bly (CB) – St. Louis 1999-2002, Detroit 2003-06, Denver 2007-08, San Francisco 2009
Eric Blount (RB/KR) – Arizona 1992-93
Russell Bodine (C) – Cincinnati 2014-17, Buffalo 2018-19
Brian Bollinger (OG) – San Francisco 1992-93, Arizona 1994
Travis Bond (OG) – Minnesota 2012, Carolina 2012-13, St. Louis 2014-16
Tre Boston (S) – Carolina 2014-16, '19-20, LA Chargers 2017, Arizona 2018
Sean Boyd (S) – Atlanta 1996
Bucky Brooks (DB) – Buffalo 1994, Green Bay 1995-96, Jacksonville 1996-97, Kansas City 1997-98, Oakland 1998-99
Jason Brown (C) – Baltimore 2006-08, St. Louis 2009-11

- Dyami Brown (WR)** – Washington 2021-22
Na Brown (WR) – Philadelphia 1999-2001
Omar Brown (S) – Atlanta 1998-1999
Zach Brown (LB) – Tennessee 2012-15, Buffalo 2016, Washington 2017-18, Philadelphia 2019
Kelvin Bryant (RB) – Philadelphia (USFL) 1983-84, Baltimore (USFL) 1985, Washington 1986-90
John Bunting (LB) – Philadelphia 1972-82, Philadelphia (USFL) 1983-84
Danny Burmeister (DB) – Washington 1987
Tom Burnette (FB) – Philadelphia 1938, Pittsburgh 1938
Ron Burton (LB) – Dallas 1987-89, Phoenix 1989, L.A. Raiders 1990

C • C • C • C

- Alan Caldwell (DB)** – New York Giants 1979
Jim Camp (HB) – Brooklyn (AAFC) 1948
Malik Carney (LB) – Denver 2019
Carl Carr (LB) – Detroit 1987
Bruce Carter (LB) – Dallas 2011-14, Tampa Bay 2015, New York Jets 2016-18, Atlanta 2018
Michael Carter (RB) – New York Jets 2021-22
Ty Chandler (RB) – Minnesota 2022
Reggie Clark (LB) – New England 1991, San Diego 1992, Pittsburgh 1994, Jacksonville 1995-96, Green Bay 1997, Kansas City 1998
Henry Clement (E) – Pittsburgh 1961
Joe Conwell (OT) – Philadelphia (USFL) 1984, Baltimore (USFL) 1985, Philadelphia 1986-87
Jonathan Cooper (OG) – Arizona 2013-15, New England 2016, Cleveland 2016, Dallas 2017, Washington 2018, Oakland 2019
Quinton Coples (DE) – New York Jets 2012-15, Miami 2015, Los Angeles 2016
Aaron Crawford (DT) – Baltimore 2020-21
Alge Crumpler (TE) – Atlanta 2001-07, Tennessee 2008-09, New England 2010
Buddy Curry (LB) – Atlanta 1980-87
Ronald Curry (WR/KR) – Oakland 2002-08

D • D • D • D

- Calvin Daniels (LB)** – Kansas City 1982-85, Washington 1986
Jalen Dalton (DL) – New Orleans 2020-21, Atlanta 2022
Bill Darnall (WR) – Miami 1968-69
Paul Davis (LB) – Atlanta 1981-82, N.Y. Giants 1983, St. Louis 1983



Tre Boston
Carolina Panthers

- Quinshad Davis (WR)** – Detroit 2016
Reuben Davis (DT) – Tampa Bay 1988-92, Phoenix 1992-93, San Diego 1994-98
Russell Davis (DL) – Chicago 1999, Arizona 2000-2006, Seattle 2006, New York Giants 2007-08
Greg DeLong (TE) – Minnesota 1995-98, Baltimore 1999-2000
Jimmy DeRatt (DB) – New Orleans 1975
Kevin Donnalley (OT) – Houston 1991-96, Nashville 1997, Miami 1998-2000, Carolina 2001-03
Rick Donnalley (C) – Pittsburgh 1981-83, Washington 1984-85, Kansas City 1986-87
Myles Dorn (DB) – Minnesota 2021-22
Torin Dorn (DB) – L.A. Raiders 1990-94, St. Louis 1995-96
Shaun Draughn (TB) – Kansas City 2011-12, Baltimore 2013, Cleveland 2014, San Francisco 2015-16
David Drechsler (OG) – Green Bay 1983-84
Deon Dyer (FB) – Miami 2000-02

E • E • E • E

- Ebenezer Ekuban (DE)** – Dallas 1999-03, Cleveland 2004-2005, Denver 2006-08
Eric Ebron (TE) – Detroit 2014-17, Indianapolis 2018-19, Pittsburgh 2020-21
Greg Ellis (DE) – Dallas 1998-08, Oakland 2009
Joshua Ezeudu (OL) – New York Giants 2022

F • F • F • F

- Mike Faulkerson (FB)** – Chicago 1995-96, Carolina 1998-99
Howard Feggins (DB) – New England 1989, NY Giants 1990
Derrick Fenner (RB) – Seattle 1989-91, Cincinnati 1992-94, Oakland 1995-97
Brooks Foster (WR) – St. Louis 2009



Tomon Fox (LB) - New York Giants 2022
Arnold Franklin (TE) - New England 1987
William Fuller (DE) - Philadelphia (USFL) 1984, Baltimore (USFL) 1985, Houston 1986-93, Philadelphia 1994-96, San Diego 1997-98

G • G • G • G

Frank Gallagher (OG) - Detroit 1967-72, Minnesota 1973, Atlanta 1973
Tim Goad (DT) - New England 1988-94, Cleveland 1995, Baltimore 1996
Al Goldstein (SE) - Oakland 1960
Antonio Goss (LB) - San Diego 1990, San Francisco 1989, 91-95, St. Louis 1996
Cecil Gray (OL) - Philadelphia 1990-92, Green Bay 1992, New Orleans 1993, Indianapolis 1993-94, Arizona 1995
Larry Griffin (DB) - Houston 1986, Miami 1987, Pittsburgh 1987-93
George Grimes (B) - Detroit 1948

H • H • H • H

Darrell Hamilton (OT) - Denver 1989-91
James Hamilton (LB) - Jacksonville 1997-99
Chris Hanburger (LB) - Washington 1965-78
Roscoe Hansen (T) - Philadelphia 1951
Bernardo Harris (LB) - Green Bay 1995-2001, Baltimore 2002-03
Willie Harris (DB) - Baltimore (USFL) 1985
Dee Hardison (DT) - Buffalo 1978-80, New York Giants 1981-85, San Diego 1986-87, Kansas City 1988
Victor Harrison (WR) - Philadelphia (USFL) 1984, Baltimore (USFL) 1985, New Orleans 1987
Rip Hawkins (LB) - Minnesota 1961-65
Jeff Hayes (P) - Washington 1982-85, Cincinnati 1986, Miami 1987
Ted Hazelwood (T) - Chicago (AAFC) 1949, Washington 1953
Charlie Heck (OL) - Houston 2020-22
Madison Hedgecock (FB) - St. Louis 2006-07, New York Giants 2007-11
William Henderson (FB) - Green Bay 1995-2006
Tom Higgins (T) - Chicago Cardinals 1953, Philadelphia 1954-55
Zach Hilton (TE) - New Orleans 2003-2004, New York Jets 2006
Jimmy Hitchcock (CB) - New England 1995-97, Minnesota 1998-99, Carolina 2000-01
Nate Hobgood-Chittick (DT) - New York Giants 1998, Indianapolis 1998-99, St. Louis 1999-2000, San Francisco 2000, Kansas City 2001-02
Sedrick Hodge (LB) - New Orleans 2001-06, Miami 2006
Cole Holcomb (LB) - Washington 2019-22
Jesse Holley (WR) - Dallas 2009-12
Corey Holliday (WR) - Pittsburgh 1994-97
Vonnie Holliday (DE) - Green Bay 1998-2002, Kansas City, 2003-05, Miami 2006-08, Denver 2009, Washington 2010, Arizona 2011-12



Ryan Switzer
Pittsburgh Steelers

Dwight Hollier (LB) - Miami 1992-1999, Indianapolis 2000
Mack Hollins (WR) - Philadelphia 2017-19, Miami 2019-21, Las Vegas 2021-22
Elijah Hood (RB) - Oakland 2017-18, Jacksonville 2019
Ethan Horton (TE) - Kansas City 1985, L.A. Raiders 1987, 1989-93, Washington 1994
Bug Howard (WR) - Indianapolis 2017, Denver 2019
Sam Howell (QB) - Washington 2022
Ken Huff (OG) - Baltimore 1975-82, Washington 1983-85
James Hurst (OT) - Baltimore 2014-19, New Orleans 2020-22

J • J • J • J

Ray Jacobs (LB) - Denver 1994-95
Bill Jackson (DB) - Cleveland 1982
Don Jackson (HB) - Philadelphia 1936
Leon Johnson (TB) - N.Y. Jets 1997-2000, Chicago 2001-2002, San Diego 2003-2004
Sammy Johnson (RB) - San Francisco 1974-76, Minnesota 1976-78, Philadelphia 1979, Green Bay 1979
Brian Johnston (C) - New York Giants 1986-87
Lewis Jolley (RB) - Houston 1972-73
Freddie Jones (TE) - San Diego 1997-2001, Arizona 2002-04, Carolina, 2005-06
Marcus Jones (DE) - Tampa Bay 1996-2002, Buffalo, 2002-03
Nazair Jones (DT) - Seattle 2017-19
Rondell Jones (FS) - Denver 1993-96, Baltimore 1997
Randy Jordan (RB) - L.A. Raiders 1993, Jacksonville 1995-97, Oakland 1998-02
Charlie Justice (HB) - Washington 1950, 1952-54

K • K • K • K

Ed Kahn (G) - Boston 1935-36, Washington 1937
Ken Keller (HB) - Philadelphia 1956-57
Bob Kennedy (HB) - Los Angeles (AAFC) 1949

Bill Koman (LB) - Baltimore 1956, Philadelphia 1957-58, Chicago Cardinals 1959, St. Louis 1960-67

L • L • L • L

Bob Lacey (SE) - Minnesota 1964, New York Giants 1965
Amos Lawrence (RB) - San Francisco 1981-82, Pittsburgh (USFL) 1984
Jonathan Linton (RB) - Buffalo 1998-2000
Greg Little (WR) - Cleveland 2011-13, Cincinnati 2014-15, Buffalo 2016
T.J. Logan (RB) - Arizona 2017-18, Tampa Bay 2019-20

M • M • M • M

Jim Magner (HB) - Frankford 1931
Steve Maronic (T) - Detroit 1939-40
Kareem Martin (DE) - Arizona 2014-17, NY Giants 2018-19, Detroit 2020
Eddie Mason (LB) - New York Jets 1995-96, Jacksonville 1998, Washington 1999-2002
Deems May (TE) - San Diego 1992-96, Seattle 1997-99
Kivuusama Mays (LB) - Minnesota 1998-99, Green Bay 1999
Michael McAdoo (DE) - Baltimore, 2011-12
Don McCauley (RB) - Baltimore 1971-81
Natrone Means (TB) - San Diego 1993-95, Jacksonville 1996-97, San Diego 1998-99, Carolina 1999-2000
Kyler McMichael (DB) - Buffalo 2022
Andy Miketa (C) - Detroit 1954-55
Quincy Monk (LB) - New York Giants, 2002-04
Bill Moore (E) - Detroit 1939
Romar Morris (TB) - New York Jets 2016
Tim Morrison (DB) - Washington 1986-87
Mike Morton (LB) - Oakland 1995-98, Green Bay 1999, St. Louis 1999, Green Bay 2000-01

N • N • N • N

Keith Newman (LB) - Buffalo 1999-2002, Atlanta 2003, Minnesota 2004-2006
Dazz Newsome (WR) - Chicago 2021-22
Hakeem Nicks (WR) - New York Giants 2009-13, Indianapolis 2014, New York Giants, 2015

P • P • P • P

Chase Page (DT) - Miami 2006-07
Riddick Parker (DT) - Seattle 1997-2000, New England 2001-2002, Baltimore 2002
Willie Parker (TB) - Pittsburgh 2004-09, Washington 2010
Doug Paschal (RB) - Minnesota 1980-81
Julius Peppers (DE) - Carolina 2002-09, 2017-18, Chicago 2010-13, Green Bay 2014-16
Zack Pianalto (TE) - Tampa Bay, 2011
Ray Poole (E) - New York Giants 1947-52
Robert Pratt (OG) - Baltimore 1974-81, Seattle 1982-85
Jabari Price (CB) - Minnesota 2014
R.J. Prince (OL) - Pittsburgh 2018-19
Mike Pringley (DE) - Detroit 1999-2000, San Diego 2001



ALL-TIME NFL PLAYERS

Austin Proehl (WR) – Buffalo 2018, 2021, LA Rams 2019, LA Chargers 2021
Andre Purvis (DT) – Cincinnati 1997-2000

Q • Q • Q • Q

Richard Quinn (TE) – Denver 2009-10, Washington 2011, Cincinnati 2012
Robert Quinn (DE) – St. Louis/Los Angeles 2011-17, Miami 2018, Dallas 2019, Chicago 2020-21, Philadelphia 2022

R • R • R • R

Shakeel Rashad (LB) – Houston 2016
Anthony Ratliff-Williams (WR) - Tennessee/Oakland 2019
Kevin Reddick (LB) – New Orleans 2013, Carolina 2014, Buffalo 2015
Jeff Reed (PK) – Pittsburgh 2002-10, San Francisco 2010
Dexter Reid (FS) – New England 2004-05, Indianapolis 2006
Garrett Reynolds (OG) – Atlanta 2009-13, Detroit 2014, St. Louis 2015
Mike Richey (T) – Buffalo 1969, New Orleans 1970
Austin Robbins (DL) – L.A./Oakland Raiders 1994-96, New Orleans 1996-2001
Shelton Robinson (LB) – Seattle 1982-85, Detroit 1986-88
Hosea Rodgers (FB) – Los Angeles (AAFC) 1949

S • S • S • S

Jeff Saturday (C) – St. Louis 1999, Indianapolis 2000-11, Green Bay 2012
Jeff Schoettmer (LB) – New Orleans 2016
Tim Scott (DB) – New York Giants 2017
Da’Norris Searcy (S) – Buffalo 2011-14, Tennessee 2015-17, Carolina 2018
Jonas Seawright (DT) – New York Giants 2006-07
Gerald Sensabaugh (FS) – Jacksonville 2006-08, Dallas 2009-12
Rickie Shaw (OL) – Seattle 1992
Brian Simmons (LB) – Cincinnati 1998-2006, New Orleans 2007
Dave Simmons (LB) – Green Bay 1979-80, Detroit 1980, Baltimore 1982, Chicago 1983
Ryan Sims (DT) – Kansas City 2002-2006, Tampa Bay 2007-10
Andre Smith (LB) – Carolina 2018-19, Buffalo 2020-21, Tennessee 2022
Bill Smith (T) – Chicago (AAFC) 1948, Los Angeles (AAFC) 1948
Thomas Smith (CB) – Buffalo 1993-99, Chicago 2000-01
Brandon Spoon (LB) – Buffalo 2001-03, St. Louis 2004
Don Stallings (DT) – Washington 1960
Harry Stanback (DT) – Baltimore 1982
Scott Stankavage (QB) – Denver 1984 & 1986, Miami 1987
M.J. Stewart (CB) – Tampa Bay 2018-19, Cleveland 2020-21, Houston 2022
Eric Streater (WR) – Tampa Bay 1987
Jason Strowbridge (DE) – Miami 2020
Quan Sturdivant (LB) – Arizona 2011
Oscar Sturgis (DE) – Dallas 1995, Green Bay 1996, Miami 1996
Chazz Surratt (LB) - Minnesota 2021, New York Jets 2022
Ed Sutton (HB) – Washington 1957-59, New York Giants 1960-61
William Sweet (OL) – Dallas 2020
Ryan Switzer (WR) – Dallas 2017, Pittsburgh 2018-19, Cleveland 2020-21
Len Szafaryn (T) – Washington 1949, Green Bay 1950 & 1953-56, Philadelphia 1957-58

T • T • T • T

George Tandy (C) – Cleveland 1921
Brandon Tate (WR) – New England 2009-10, Cincinnati 2011-15, Buffalo 2016-17, New Orleans 2018
Hilee Taylor (DE) – Carolina 2008-10
Ryan Taylor (TE) – Green Bay 2011-13, Baltimore 2014, Cleveland 2014, Miami 2015
Lawrence Taylor (LB) – New York Giants 1981-93
Jeb Terry (OL) – Tampa Bay 2004-2007

Rick Terry (DT) – N.Y. Jets 1997-98, Carolina 1998-99
Tommy Thigpen (LB) – New York Giants 1993-94
Cam Thomas (DT) – San Diego 2010-13, Pittsburgh 2014-15, Los Angeles 2016,, Kansas City 2017
Donnell Thompson (DE) – Baltimore 1981-83, Indianapolis 1984-91
David Thornton (LB) – Indianapolis, 2002-06, Tennessee 2006-10
Dennis Tripp (DT) – New York Giants 1991
Mitch Trubisky (QB) – Chicago Bears 2017-20, Buffalo 2021, Pittsburgh 2022
Dave Truitt (TE) – Washington 1987
Landon Turner (OG) – New Orleans 2016-17

V • V • V • V

Mike Voight (RB) – Houston 1977

W • W • W • W

Charles Waddell (TE) – Tampa Bay 1977
Michael Waddell (DB) – Tennessee, 2004-07, Oakland 2008
Bracey Walker (DB) – Kansas City 1994, Cincinnati 1994-96, Miami 1997, Kansas City 1998-2001, Detroit 2002-06
Greg Warren (DS) – Pittsburgh 2006-16
Art Weiner (E) – New York Yanks 1950
Johnny White (TB) – Buffalo 2011-12, Green Bay 2012
Mike Wilcher (LB) – Los Angeles Rams 1983-90, San Diego 1991
Ken Willard (FB) – San Francisco 1965-73, St. Louis 1974
Antonio Williams (RB) – Buffalo 2020-21
Brennan Williams (OT) – Houston 2013, Jacksonville 2015
Brooks Williams (TE) – New Orleans 1978-81, Chicago 1981-82, New England 1983
Javonte Williams (RB) - Denver 2021-22
Marquise Williams (QB) – Green Bay 2016
Robert Williams (CB) – Kansas City 1998-99, New Orleans 2000
Sylvester Williams (DT) – Denver 2014-16, ‘20, Tennessee 2017, Detroit/Miami 2018, LA Chargers 2019
Ernie Williamson (T) – Washington 1947, New York Giants 1948, Los Angeles (AAFC) 1949
E.J. Wilson (DE) – Seattle 2010, Tampa Bay 2010
Bo Wood (DE) – Atlanta 1967
Ron Wooten (OG) – New England 1981-89
Wallace Wright (WR) – New York Jets 2006-09, Carolina 2010

Y • Y • Y • Y

T.J. Yates (QB) – Houston 2011-13, Atlanta 2014, Houston 2015, Miami 2016, Houston 2017



Javonte Williams



◆ 2023 CAROLINA FOOTBALL ◆

RECORD BOOK



TEAM & COACHING RECORDS

ATLANTIC COAST CONFERENCE CHAMPIONSHIPS

1963 (shared, 9-2 overall, 6-1 ACC) • Coach Jim Hickey
 1971 (9-3 overall, 6-0 ACC) • Coach Bill Dooley
 1972 (11-1 overall, 6-0 ACC) • Coach Bill Dooley
 1977 (8-3-1 overall, 5-0-1 ACC) • Coach Bill Dooley
 1980 (11-1 overall, 6-0 ACC) • Coach Dick Crum
 2015 Coastal (11-3 overall, 8-0 ACC) • Coach Larry Fedora
 2022 Coastal (9-5 overall, 6-2 ACC) • Coach Mack Brown

SOUTHERN CONFERENCE CHAMPIONSHIPS

1922 (shared, 9-1 overall) • Coaches: Bill Fetzer, Bob Fetzer
 1934 (7-1-1 overall) • Coach Carl Snively
 1937 (7-1-1 overall) • Coach Ray Wolf
 1946 (8-2-1 overall) • Coach Carl Snively
 1949 (7-4 overall) • Coach Carl Snively

POSTSEASON BOWL APPEARANCES

(37 total, 15 wins, 22 losses)

- 1947 Sugar, lost to Georgia, 20-10
- 1949 Sugar, lost to Oklahoma, 14-6
- 1950 Cotton, lost to Rice, 27-13
- 1963 Gator, defeated Air Force, 35-0
- 1970 Peach, lost to Arizona State, 48-26
- 1971 Gator, lost to Georgia, 7-3
- 1972 Sun, defeated Texas Tech, 32-28
- 1974 Sun, lost to Mississippi State, 26-24
- 1976 Peach, lost to Kentucky, 21-0
- 1977 Liberty, lost to Nebraska, 21-17
- 1979 Gator, defeated Michigan, 17-15
- 1980 Bluebonnet, defeated Texas, 16-7
- 1981 Gator, defeated Arkansas, 31-27
- 1982 Sun, defeated Texas, 26-10
- 1983 Peach, lost to Florida State, 28-3
- 1986 Aloha, lost to Arizona, 30-21
- 1993 Peach, defeated Mississippi St., 21-17
- 1993 Gator, lost to Alabama, 24-10
- 1994 Sun, lost to Texas, 35-31
- 1995 Carquest, defeated Arkansas, 20-10
- 1997 Gator, defeated West Virginia, 20-13
- 1998 Gator, defeated Virginia Tech, 42-3
- 1998 Las Vegas, defeated SDSU, 20-13

- 2001 Peach, defeated Auburn, 16-10
- 2004 Continental Tire, lost to Boston College, 37-24
- 2008 Meineke Car Care Bowl, lost to West Virginia, 31-30
- 2009 Meineke Car Care Bowl, lost to Pittsburgh, 19-17
- 2010 Franklin American Mortgage Music City Bowl, defeated Tennessee, 30-27 (ZOT)
- 2011 Advocare V100 Independence Bowl, lost to Missouri, 41-24
- 2013 Belk Bowl, defeated Cincinnati, 39-17
- 2014 Quick Lane Bowl, lost to Rutgers, 40-21
- 2015 Russell Athletic Bowl, lost to Baylor, 49-38
- 2016 Sun Bowl, lost to Stanford, 25-23
- 2019 Military Bowl, defeated Temple, 55-13
- 2020 Orange Bowl, lost to Texas A&M, 41-27
- 2021 Duke's Mayo Bowl, lost to South Carolina, 38-21
- 2022 San Diego Community Credit Union Holiday Bowl, lost to Oregon, 27-28

FINAL NATIONAL POLL RANKINGS

MEDIA - Associated Press

1937	19
1946	9
1947	9
1948	3
1949	16
1972	12
1977	17
1979	15
1980	10
1981	9
1982	18
1992	19
1993	21
1995	27
1996	10
1997	6
2015	15
2020	18

United Press International from 1950-1992

1963	19
1971	18
1972	T14
1977	14
1979	14
1980	9
1981	8
1982	13
1992	18

COACHES

ESPN/USA Today from 1993-present

1993	19
1994	21
1995	29
1996	10
1997	4
2015	15
2020	17

LARGEST VICTORY MARGINS

1. 66 vs. Idaho (66-0) in 2012
2. 65 vs. Virginia Medical (65-0) in 1914
3. 65 vs. Wake Forest (65-0) in 1928
4. 64 vs. Auburn (64-0) in 1892 in Atlanta
5. 62 vs. Ohio (62-0) in 1995
6. 62 vs. Elon (62-0) in 2012
7. 61 vs. Virginia (61-0) in 1935
8. 60 vs. Tennessee (60-0) in 1893
9. 60 vs. Old Dominion (80-20) in 2013
10. 59 vs. Wake Forest (62-3) in 1922 in Goldsboro, N.C.

LARGEST MARGINS OF DEFEAT

1. 66 by Virginia (66-0) in 1912 in Richmond
2. 55 at Louisville (69-14) in 2005
3. 53 at Yale (53-0) in 1923
4. 52 by Maryland (59-7) in 2002
5. 52 at Virginia Tech (59-7) in 2017
6. 50 at Florida (52-2) in 1969

WINNINGEST SEASONS (BY WINS)

1972	11-1
1980	11-1
1997	11-1
2015	11-3
1914	10-1
1981	10-2
1996	10-2
1993	10-3
1898	9-0
1922	9-1
1929	9-1
1948	9-1-1
1963	9-2
1971	9-3
1976	9-3
1992	9-3
2022	9-5

CAROLINA'S HEAD COACHING RECORDS

Coach	Tenure	Years	W	L	T
Hector Cowan	1889 (spring)	1	2	2	0
V.K. Irvine	1894	1	6	3	0
T.C. Trenchard	1895, 1913-15	4	26	9	2
Gordon Johnston	1896	1	3	4	1
W.A. Reynolds	1897-1900	4	27	7	4
Charles Jenkins	1901	1	7	2	0
H.B. Olcott	1902-03	2	11	4	3
R.R. Brown	1904	1	5	2	2
William Warner	1905	1	4	3	1
W.S. Keinholz	1906	1	1	4	2
Otis Lamson	1907	1	4	4	1
Edward Green	1908	1	3	3	3
A.E. Brides	1909-10	2	8	8	0
Branch Bocock	1911	1	6	1	1
W.C. Martin	1912	1	3	4	1
Thomas Campbell	1916, 1919	2	9	7	1
M.E. Fuller	1920	1	2	6	0
Bob Fetzer & Bill Fetzer	1921-25	5	30	12	4
Chuck Collins	1926-33	8	38	31	9
Carl Snively	1934-35, 1945-52	10	59	35	5
Ray Wolf	1936-41	6	38	17	3
Jim Tatum	1942, 1956-58	4	19	17	3
Tom Young	1943	1	6	3	0
Gene McEver	1944	1	1	7	1
George Barclay	1953-55	3	11	18	1
Jim Hickey	1959-66	8	36	45	0
Bill Dooley	1967-77	11	69	53	2
Dick Crum	1978-87	10	72	41	3
Mack Brown	1988-1997, 2019-	14	99	68	1
Carl Torbush	1997*-2000	3	17	18	0
John Bunting	2001-06	6	27	45	0
Butch Davis	2007-10	4	28^	23	0
Everett Withers	2011	1	7	6	0
Larry Fedora	2012-18	7	45	43	0
Totals			737	564	54

*Torbush coached Carolina's final game in 1997

^16 wins later vacated due to NCAA penalty (revised record 12-23-0)

MOST WINS

1. **Mack Brown, 1988-97, 2019-22** **99**
2. Dick Crum, 1978-87 **72**
3. Bill Dooley, 1967-77 **69**
4. Carl Snively, 1934-35, 1945-52 **59**
5. Larry Fedora, 2012-18 **45**
6. Chuck Collins, 1926-33 **38**
7. Ray Wolf, 1936-41 **38**
8. Jim Hickey, 1959-66 **36**
9. Bob Fetzer & Bill Fetzer, 1921-25 **30**
10. Butch Davis, 2007-10 ***28**
11. W.A. Reynolds, 1897-1900 **27**
- John Bunting, 2001-06 **27**

*16 wins later vacated due to NCAA penalty (revised wins 12)

MOST YEARS

1. **Mack Brown, 1988-97, 2019-22** **14**
- Bill Dooley, 1967-77 **11**
3. Carl Snively, 1934-35, 1945-52 **10**
- Dick Crum, 1978-87 **10**

MISCELLANEOUS TEAM RECORDS

- Most Consecutive Victories:** 14 (1898-99)
- Most Consecutive Victories in One Season:** 11 (2015)
- Most Consecutive Games Without a Loss:** 17 (1947-48)
- Most Consecutive Victories at Home:** 21 (Nov. 3, 1893 to Oct. 6, 1900)
- Most Consecutive Home Games Without a Loss:** 68 (Nov. 3, 1893 to Oct. 16, 1920)
- Most Consecutive Losses:** 12 (1966-67)
- Most Consecutive Home Losses:** 11 (2002-03)
- Most Consecutive Games Without Being Shutout:** 143 (2011-present)
- Most Consecutive Regular-Season Games Without Being Shutout:** 133 (1973-85), 132 (2011-)
- Most Consecutive Shutouts:** 7 (1901-02 and 1903-04)
- Most Consecutive Road Wins:** 6 (2022)



TOTAL OFFENSE RECORDS



Sam Howell

TOP FIVE CAREER OFFENSE LEADERS

1. SAM HOWELL, Quarterback

Year	Plays	Rush	Pass	Total
2019	516	35	3,641	3,676
2020	440	146	3,586	3,732
2021	530	828	3,056	3,884
Totals	1,486	1,009	10,283	11,292

2. MARQUISE WILLIAMS, Quarterback

Year	Plays	Rush	Pass	Total
2012	46	186	127	313
2013	328	536	1,698	2,234
2014	621	788	3,068	3,856
2015	515	948	3,072	4,020
Totals	1,510	2,458	7,965	10,423

3. DARIAN DURANT, Quarterback

Year	Plays	Rush	Pass	Total
2001	281	128	1,843	1,971
2002	334	163	2,123	2,286
2003	480	396	2,551	2,947
2004	380	188	2,238	2,426
Totals	1,475	875	8,755	9,630

4. T.J. YATES, Quarterback

Year	Plays	Rush	Pass	Total
2007	438	-123	2,655	2,532
2008	159	-67	1,168	1,101
2009	399	-66	2,136	2,070
2010	501	-77	3,418	3,341
Totals	1,497	-333	9,377	9,044

5. BRYN RENNER, Quarterback

Year	Plays	Rush	Pass	Total
2010	2	0	14	14
2011	407	-88	3,086	2,998
2012	483	38	3,356	3,394
2013	277	-43	1,765	1,722



Drake Maye set the single-season total offense record with 5,019 yards in 2022.

TOTAL OFFENSE

CAREER (3,000 OR MORE YARDS)

Rk.	Name, Pos., Years	Yards
1.	Sam Howell, QB, 2019-20	11,292
2.	Marquise Williams, QB, 2012-15	10,423
3.	Darian Durant, QB, 2001-04	9,630
4.	T.J. Yates, QB, 2007-10	9,044
5.	Bryn Renner, QB, 2010-13	8,128
6.	Ronald Curry, QB, 1998-2001	6,236
7.	Jason Stanicek, QB, 1991-94	5,497
8.	Mitch Trubisky, QB, 2014-16	5,201
9.	Drake Maye, QB, 2021	5,170
10.	Charlie Justice, HB, 1946-49	4,883
11.	Mike Thomas, QB, 1991-95	4,653
12.	Amos Lawrence, TB, 1977-80	4,426
13.	Mike Voight, TB, 1973-79	3,971
14.	Matt Kupec, QB, 1976-79	3,886
15.	Leon Johnson, TB, 1993-96	3,823
16.	Chris Keldorf, QB, 1996-97	3,570
17.	Mark Maye, QB, 1984-87	3,534
18.	Michael Carter, RB, 2017-20	3,404
19.	Scott Stankavage, QB, 1980-83	3,381
20.	Nathan Elliott, QB, 2016-18	3,320
21.	Kelvin Bryant, TB, 1979-82	3,295
22.	Kevin Anthony, QB, 1983, 85	3,252
23.	Don McCauley, TB, 1968-70	3,181
24.	Gayle Bomar, QB, 1967-68	3,126
25.	Ethan Horton, TB, 1981-84	3,093
26.	Natrone Means, TB, 1990-92	3,074
27.	Oscar Davenport, QB, 1995-98	3,033

SEASON

Rk.	Name, Year	Yards
1.	Drake Maye, 2022	5,019
2.	Mitch Trubisky, 2016	4,056
3.	Marquise Williams, 2015	4,020
4.	Marquise Williams, 2014	3,856
5.	Sam Howell, 2021	3,884
6.	Sam Howell, 2020	3,732
7.	Sam Howell, 2019	3,676
8.	Bryn Renner, 2012	3,394
9.	T.J. Yates, 2010	3,341
10.	Bryn Renner, 2011	2,998

GAME (400 OR MORE YARDS)

Rk.	Name, Opponent, Year	Yards
1.	Sam Howell vs. Wake Forest, 2020	571
2.	Marquise Williams vs. Duke, 2015	524
3.	Marquise Williams vs. Old Dominion, 2013	469
4.	Drake Maye at Wake Forest, 2022	467
5.	Marquise Williams vs. Georgia Tech, 2014	463
6.	Mitch Trubisky vs. James Madison, 2016	458
7.	Sam Howell vs. Georgia State, 2021	456
8.	T.J. Yates at Florida State, 2010	443

9.	Sam Howell at Notre Dame, 2021	441
10.	Mitch Trubisky vs. Pittsburgh, 2016	440
11.	Marquise Williams at Notre Dame, 2014	435
12.	Darian Durant at Arizona State, 2002	426
13.	Mark Maye at Georgia Tech, 1987	420
14.	Sam Howell vs. Virginia, 2021	419
15.	Sam Howell at Virginia, 2020	418
16.	Gayle Bomar at Wake Forest, 1968	416
17.	Drake Maye vs. Pittsburgh, 2022	413
18.	Sam Howell at NC State, 2019	405
19.	Ronald Curry vs. Georgia Tech, 2000	400

TOTAL PLAYS

CAREER

Rk.	Name, Pos., Year	Plays
1.	Marquise Williams, QB, 2012-15	1,510
2.	T.J. Yates, QB, 2007-10	1,497
3.	Sam Howell, QB, 2019-21	1,486
4.	Darian Durant, QB, 2001-04	1,475
5.	Bryn Renner, QB, 2010-13	1,169
6.	Ronald Curry, QB, 1998-2001	1,043
7.	Jason Stanicek, QB, 1991-94	913

SEASON

Rk.	Name, Year	Plays
1.	Drake Maye, QB, 2022	701
2.	Marquise Williams, QB, 2014	621
3.	Mitch Trubisky, QB, 2016	540
4.	Sam Howell, QB, 2021	530
5.	Sam Howell, QB, 2019	516
6.	Marquise Williams, QB, 2015	515
7.	T.J. Yates, QB, 2010	501
8.	Bryn Renner, QB, 2012	483
9.	Darian Durant, QB, 2003	480
10.	Sam Howell, QB, 2020	440

GAME

Rk.	Name, Opponent	Plays
1.	Drake Maye at Wake Forest, 2022 (467 yards)	68
2.	Marquise Williams vs. Georgia Tech, 2014	63
	(463 yards)	
	Drake Maye vs. NC State, 2022 (265 yards)	63
4.	Gayle Bomar at Wake Forest, 1968 (416 yards)	61

MISCELLANEOUS TOTAL OFFENSE RECORDS

SINGLE-SEASON TEAM HIGHS

Most Plays: 1,033 in 2022
Most Yards: 6,817 in 2015
Most Yards Gained Per Game: 537.2 in 2020 (6,447 in 12)
Highest Average Gain Per Play: 7.6 in 2020 (6,447 on 849)

SINGLE-GAME TEAM HIGHS/LOWS

Most Plays: 102 vs. Virginia, 1959

Most Plays, Both Teams: 180 vs. East Carolina, 2013 (ECU 101, UNC 79); at Syracuse, 2018 (UNC 95, SU 85)
Fewest Plays: 27 vs. Wake Forest, 1944
Fewest Plays, Both Teams: 84 vs. Wake Forest, 1942 (UNC 44, Wake Forest 40)
Most Yards Gained: 778 at Miami, 2020
Most Yards Gained, Both Teams: 1,348 vs. Wake Forest, 2020 (UNC 742, Wake Forest 606)
Fewest Yards Gained: 7 at Yale, 1944
Fewest Yards Gained, Both Teams: 254 vs. NC State, 1939 (UNC 132, NC State 122)
Most Yards Gained in a Loss: 564 at Notre Dame, 2021 (34-44)
Fewest Yards Gained in a Win: 89 vs. Tennessee, 1936 (14-6)
Highest Average Gain Per Play (Min. 65 Plays): 10.6 vs. Old Dominion, 2013 (68 for 721)

SINGLE-SEASON YARDS BY CLASS

Freshman: 3,676 by Sam Howell, 2019
Sophomore: 5,019 by Drake Maye, 2022
Junior: 4,056 by Mitch Trubisky, 2016
Senior: 4,020 by Marquise Williams, 2015

SINGLE-GAME YARDS BY CLASS

Freshman: 405 by Sam Howell at NC State, 2019
Sophomore: 571 by Sam Howell vs. Wake Forest, 2020
Junior: 463 by Marquise Williams vs. Georgia Tech, 2014
Senior: 524 by Marquise Williams vs. Duke, 2015

MOST PLAYS

Quarter: 28 by Darian Durant at Oklahoma, 2001 (3rd, 191 yards)
Half: 38 by Mitch Trubisky vs. Pittsburgh, 2016 (2nd, 243 yards)
Game: 68 by Drake Maye at Wake Forest, 2022 (467 yds)
Season: 701 by Drake Maye, 2022 (5,019 yards)
Career: 1,510 by Marquise Williams, 2012-15 (10,423 yds)

MOST PLAYS PER GAME

Season: 50.1 by Drake Maye, 2022 (701 in 14)
Career: 40.1 by Sam Howell, 2019-20 (1,486 in 37)

MOST PLAYS BY A FRESHMAN

Game: 59 by Sam Howell at Virginia Tech, 2019 (338 yards)
Season: 479 by Sam Howell, 2019 (3,329 yards)

MOST YARDS GAINED

Quarter: 242 by T.J. Yates vs. LSU, 2010 in Atlanta (4th, 261 passing, -19 rushing)
Half: 425 by Marquise Williams vs. Old Dominion, 2013 (1st, 46 rushing, 379 passing); by Marquise Williams vs. Duke, 2015 (1st, 21 rushing, 404 passing)
Game: 571 by Sam Howell vs. Wake Forest, 2020 (21 rushing, 550 passing)
Season: 5,019 by Drake Maye, 2022 (698 rushing, 4,321 passing)
Career: 11,292 by Sam Howell, 2019-21 (1,009 rushing, 10,283 passing)

TOTAL OFFENSE

SINGLE-GAME HIGHS (600 OR MORE YARDS)

778 at Miami, 2020	W, 62-26
742 vs. Wake Forest, 2020	W, 59-53
721 vs. Old Dominion, 2013	W, 80-20
714 vs. Maryland, 1993	W, 59-42
704 vs. Duke, 2015	W, 66-31
699 vs. Virginia, 2021	W, 59-39
675 vs. VMI, 1969	W, 61-11
656 vs. Virginia Tech, 2020	W, 56-45
654 vs. Western Carolina, 2018	W, 49-26
643 vs. Army, 1982	W, 62-8
637 vs. Ohio, 1995	W, 62-0
635 vs. James Madison, 2016	W, 56-28
620 at NC State, 2019	W, 41-10
616 vs. Duke, 1970	W, 59-34
613 vs. The Citadel, 1986	W, 45-14
611 vs. Western Carolina, 2017	W, 65-10
608 vs. Florida A&M, 2022	W, 56-24
607 vs. Georgia State, 2021	W, 59-17
605 at Duke, 1986	W, 42-35
604 vs. Virginia, 1935	W, 61-0
600 vs. Virginia, 1943 (Norfolk)	W, 54-7

SINGLE-GAME LOWS

7 at Yale, 1944	L, 6-13
28 at Army, 1944	L, 0-46
31 vs. Wake Forest, 1944	L, 0-7
36 vs. Duke, 1932	L, 0-7
56 at Tennessee, 1950	L, 0-16
66 at Wake Forest, 1941	L, 0-13
73 at Florida, 1933	L, 0-9
73 vs. Florida State, 1997	L, 3-20
74 at Virginia, 1950	L, 13-44
85 vs. Texas, 1952	L, 7-28

MOST YARDS GAINED PER GAME

Season: 312.0 by Mitch Trubisky, 2016 (4,056 in 13 games)

Career: 305.2 by Sam Howell, 2019-21 (11,292 in 37 games)

MOST YARDS GAINED BY A FRESHMAN

Game: 519 by Drake Maye at Wake Forest (448 pass, 71 rush)

Season: 5,019 by Drake Maye, 2022 (4,321 pass, 698 rush)

MOST YARDS GAINED IN FIRST GAME OF CAREER

251 by Sam Howell vs. South Carolina, 2019 in Charlotte (245 passing, 6 rushing)

MOST YARDS GAINED, TWO, THREE & FOUR CONSECUTIVE GAMES

2 Games: 899 by Drake Maye, 2022 (450 at Duke, 449 vs. Pittsburgh)

3 Games: 1,297 by Mitch Trubisky, 2016 (458 vs. James Madison, 440 vs. Pittsburgh, 399 at Florida State)

4 Games: 1,785 by Drake Maye, 2022 (450 at Duke, 449 vs. Pittsburgh, 367 at Virginia, 519 at Wake Forest)

MOST YARDS GAINED AGAINST ONE OPPONENT

Career: 1,265 by Marquise Williams vs. Duke, 2012-15 (40 in 2015, 327 in 2013, 374 in 2014, 524 in 2015)

HIGHEST AVERAGE GAIN PER PLAY

Game: (Min. 25 plays) 14.66 by Marquise Williams vs. Old Dominion, 2013 (32 for 469)

Season: (Min. 1,000 yards) 8.75 by Rod Elkins, 1980 (116 for 1015)

Career: (Min. 3,000 yards) 7.60 by Sam Howell, 2019-21 (1,486 for 11,292)

MOST TOUCHDOWNS RESPONSIBLE FOR (TOUCHDOWNS SCORED, PASSED FOR & RECEIVING)

Game: 7 by Sam Howell vs. Wake Forest, 2020 (rushed for 1, passed for 6)

6 by Kelvin Bryant vs. East Carolina, 1981 (scored 6) - ACC record

Season: 45 by Drake Maye, 2022 (rushed for 7, passed for 38)

Career: 111 by Sam Howell, 2019-21 (rushed for 17, passed for 92, caught 2)



Despite missing two games, Giovani Bernard gained 1,981 all-purpose yards in 2012. He ranked fourth in the nation in all-purpose yards per game (198.1).



Marquise Williams gained 425 total offense yards in the first half of Carolina's win over Old Dominion in 2013, the most yards ever in a half by a Tar Heel.

Mitch Trubisky (below) compiled 4,056 total offense yards in 2016 and was the second overall pick in the NFL Draft that season.



ALL-PURPOSE YARDAGE RECORDS



CAROLINA'S TOP FIVE CAREER ALL-PURPOSE LEADERS

1. LEON JOHNSON (ACC All-Time Leader), Tailback

Year	Rush	Rec.	PR	KR	INT	Total
1993	1012	233	0	21	0	1266
1994	805	266	199	89	0	1359
1995	963	408	0	0	0	1371
1996	913	381	191	347	0	1832
Totals	3693	1288	390	457	0	5828

2. DON McCAULEY, Tailback

Year	Rush	Rec.	PR	KR	INT	Total
1968	360	313	12	538	0	1223
1969	1092	238	0	440	0	1770
1970	1720	235	0	66	0	2021
Totals	3172	786	12	1044	0	5014

3. AMOS LAWRENCE, Tailback

Year	Rush	Rec.	PR	KR	INT	Total
1977	1211	0	0	0	0	1211
1978	1043	125	0	108	0	1276
1979	1019	188	0	36	0	1243
1980	1118	80	0	0	0	1198
Totals	4391	393	0	144	0	4928

4. T.J. LOGAN, Tailback

Year	Rush	Rec.	PR	KR	INT	Total
2013	533	124	0	511	0	1168
2014	582	144	0	405	0	1131
2015	400	151	0	492	0	1043
2016	650	244	0	690	0	1584
Totals	2165	663	0	2098	0	4926

5. BRANDON TATE, Wide Receiver

Year	Rush	Rec.	PR	KR	INT	Total
2005	0	0	267	542	0	809
2006	20	72	194	902	0	1188
2007	131	479	216	939	0	1765
2008	143	376	158	305	0	982
Totals	294	927	835	2688	0	4744

ALL-PURPOSE YARDAGE LEADERS (RUSHING, RECEIVING & ALL RETURN YARDAGE)

CAREER

Rk.	Name, Years	Yards
1.	Leon Johnson, 1993-96	5,828
2.	Don McCauley, 1968-70	5,014
3.	Amos Lawrence, 1977-80	4,928
4.	T.J. Logan, 2013-16	4,926
5.	Brandon Tate, 2005-08	4,744
6.	Michael Carter, 2017-20	4,710
7.	Charlie Justice, 1946-49	4,670
8.	Mike Voight, 1973-76	4,472
9.	Eric Blount, 1988-91	4,391
10.	Ryan Switzer, 2013-16	4,135

SEASON

Rk.	Name, Year	Yards
1.	Don McCauley, 1970	2,021
2.	Giovani Bernard, 2012	1,981
3.	Leon Johnson, 1996	1,832
4.	Don McCauley, 1969	1,770
5.	Brandon Tate, 2007	1,765
6.	Michael Carter, 2020	1,668
7.	James Betterson, 1974	1,647
8.	Michael Carter, 2019	1,623
9.	Giovani Bernard, 2011	1,615
10.	T.J. Logan, 2016	1,584

GAME

Rk.	Name, Opponent, Year	Yards
1.	Brandon Tate vs. McNeese State, 2009	397 (93 receiving, 106 rushing, 142 punt return, 56 kickoff return)

MOST PLAYS

Game: 47 by Don McCauley vs. Duke, 1970 (all rushes); by Mike Voight vs. Duke, 1976 (all rushes)
Season: 342 by Don McCauley, 1970 (324 rushes, 15 receptions, 3 returns)
Career: 993 by Leon Johnson, 1993-96 (797 rushes, 151 receptions, 45 returns)

MOST YARDS GAINED

Game: 397 by Brandon Tate vs. McNeese State, 2008 (106 rushing, 93 receiving, 142 punt return, 56 kickoff return)
Season: 2,021 by Don McCauley, 1970 (1720 rushing, 235 receiving, 66 returns)
Career: 5,828 by Leon Johnson, 1993-96 (3,693 rushing, 1,288 receiving, 847 returns)

MOST YARDS GAINED BY A FRESHMAN

Game: 286 by Amos Lawrence at Virginia, 1977 (all rushing)
Season: 1,615 by Giovani Bernard, 2011 (1,253 rushing, 362 receiving)



Brandon Tate set the single-game all-purpose yardage record with 397 vs. McNeese State in 2008.



Leon Johnson is Carolina's all-time leader in all-purpose yards.

TOTAL POINTS

CAREER

Rk.	Name, Pos., Years	Points
1.	Casey Barth, PK, 2008-12	358
2.	Leon Johnson, TB, 1993-96	306
3.	Nick Weiler, PK, 2013-16	273
4.	Josh McGee, PK, 1996-99	271
5.	Connor Barth, PK, 2004-05	265
6.	Mike Voight, TB, 1973-76	254
7.	Charlie Justice, HB, 1946-49	234
8.	Tripp Pignetti, PK, 1991-94	231
9.	Kelvin Bryant, TB, 1979-82	228
	Marquise Williams, QB, 2012-15	228
11.	Natrone Means, TB, 1990-92	214
12.	Clint Gwaltney, PK, 1988-91	211
13.	Don McCauley, TB, 1968-70	210
14.	Grayson Atkins, PK, 2020-21	208
15.	Amos Lawrence, TB, 1977-80	206
16.	Jeff Hayes, PK, 1978-81	205
17.	Giovani Bernard, RB, 2011-12	198
	Javonte Williams, RB, 2018-20	198
19.	Brooks Barwick, PK, 1981-83	188
20.	Thomas Moore, PK, 2011-14	184
21.	Elijah Hood, TB, 2014-16	174
22.	Michael Carter, RB, 2017-20	170
23.	Tom Biddle, PK, 1975-77	169
24.	Ethan Horton, TB, 1981-84	162
	T.J. Logan, TB, 2013-16	162

SEASON (100 OR MORE POINTS)

Rk.	Name, Year	Points
1.	Javonte Williams, RB, 2020	132
2.	Nick Weiler, PK, 2015	127
3.	Don McCauley, TB, 1970	126
4.	Giovani Bernard, TB, 2012	114
5.	Mike Voight, TB, 1976	110
6.	Grayson Atkins, PK, 2021	109
7.	Kelvin Bryant, TB, 1981	108
8.	Elijah Hood, TB, 2015	102
	Noah Ruggles, PK, 2019	102
	Noah Burnette, PK, 2022	102
11.	Leon Johnson, TB, 1993	100

GAME

Rk.	Name, Opponent, Year	Points
1.	Kelvin Bryant vs. East Carolina, 1981	36
2.	Don McCauley vs. Duke, 1970	30
	Kelvin Bryant vs. Miami (OH), 1981	30

TOUCHDOWNS SCORED

CAREER

Rk.	Name, Years	TDs
1.	Leon Johnson, TB, 1993-96	50
2.	Mike Voight, TB, 1973-76	42
3.	Charlie Justice, HB, 1946-49	39
4.	Kelvin Bryant, TB, 1979-82	38
	Marquise Williams, QB, 2012-15	38
6.	Don McCauley, TB, 1968-70	35
	Natrone Means, TB, 1990-92	35
8.	Amos Lawrence, TB, 1977-80	34
9.	Giovani Bernard, TB, 2011-12	33
	Javonte Williams, RB, 2018-20	33

SEASON

Rk.	Name, Year	TDs
1.	Javonte Williams, RB, 2020	22
2.	Don McCauley, TB, 1970	21
3.	Giovani Bernard, TB, 2012	19
4.	Mike Voight, TB, 1976	18
	Kelvin Bryant, TB, 1981	18
6.	Elijah Hood, TB, 2015	17
7.	Leon Johnson, TB, 1993	16
8.	Amos Lawrence, TB, 1980	15
9.	Giovani Bernard, TB, 2011	14
	Marquise Williams, QB, 2014	14
	Marquise Williams, QB, 2015	14
	Ty Chandler, RB, 2021	14

GAME

Rk.	Name, Opponent, Year	TDs
1.	Kelvin Bryant vs. East Carolina, 1981	6
2.	Don McCauley vs. Duke, 1970	5
	Kelvin Bryant vs. Miami (OH), 1981	5
4.	Four, 17 times (last: Ty Chandler vs. WFU, 2021)	

MISCELLANEOUS SCORING RECORDS

SINGLE-SEASON TEAM BESTS

Most Points Scored: 570 in 2015
Most Points Scored Per Game: 41.7 in 2020 (500 in 12)
Highest Scoring Margin: 28.6 in 1929 (34.6 to 6.0)
Highest Scoring Margin (since 1939): 20.6 in 1996 (30.6 to 10.0)
Most Points Scored in Two Consecutive Games: 125 in 2015 (66-31 vs. Duke and 59-21 vs. Miami) - ACC record
Most Touchdowns: 73 in 2015
Most Extra Points Made by Kicking: 68 in 2015
Most Two-Point Conversions: 8 in 1958
Most Field Goals: 21 in 1982, 1990 and 2009
Most Points Scored in a Season Opener: 65 vs. Wake Forest, 1928

SINGLE-GAME TEAM BESTS

Most Points Scored: 80 vs. Old Dominion, 2013
Most Points Scored, Both Teams: 124 (Carolina 63, Appalachian State 61), 2022
Most Points Scored in a Loss: 50 vs. Georgia Tech (68-50), 2012
Most Points Scored in One Quarter: 35 at Duke, 2000 (2nd); vs. Old Dominion, 2013 (2nd); at NC State, 2015 (1st); vs. Western Carolina, 2017 (2nd)
Most Points Scored in One Half: 52 at Duke, 2000 (1st)
Most Touchdowns Scored: 11 vs. Old Dominion, 2013
Most Extra Points Made by Kicking: 11 vs. Old Dominion, 2013
Most Two-Point Conversions: 2 vs. Washington & Lee, 1911 in Norfolk; at Virginia, 1958; vs. NC State, 2012
Most Field Goals Scored: 6 vs. Duke, 1999
Largest Victory Margin: 66 vs. Idaho (66-0), 2012
Biggest Deficit Overcome to Win: 21 at Georgia Tech, 2015 (trailed 21-0 with 4:34 remaining in the second quarter before rallying for a 38-31 win); 21 vs. Wake Forest, 2020 (trailed 45-24 with 6:56 remaining in the third quarter before rallying for 59-53 win)
Biggest Deficit Overcome to Win at Home: 21 vs. Wake Forest, 2020 (trailed 45-24 with 6:56 remaining in the third quarter before rallying for 59-53 win)
Biggest Fourth Quarter Deficit Overcome to Win: 14 points vs. East Carolina, 1973 (Trailed 21-7 entering final period before winning, 28-27); 14 points vs. Wake Forest, 2020 (Trailed 45-31 entering final period before winning, 59-53)

SINGLE-SEASON POINTS BY CLASS

Freshman: 100 by Leon Johnson, TB, 1993
Sophomore: 114 by Giovani Bernard, TB, 2012
Junior: 132 by Javonte Williams, RB, 2020
Senior: 126 by Don McCauley, TB, 1970

SINGLE-GAME POINT LEADERS BY CLASS

Freshman: 26 by Leon Johnson vs. Duke, 1993
Sophomore: 20 by William Humes vs. NC State, 1984
Junior: 36 by Kelvin Bryant vs. East Carolina, 1981
Senior: 30 by Don McCauley vs. Duke, 1970

MOST POINTS SCORED BY A FRESHMAN

Game: 26 by Leon Johnson vs. Duke, 1993
Season: 100 by Leon Johnson, 1993

MOST TOUCHDOWNS SCORED

Quarter: 3 by Mike Voight at Army, 1976 (2nd); by Ronnie McGill vs. William & Mary, 2004 (4th); by Javonte Williams at NC State, 2019 (3rd); by Ty Chandler vs. Wake Forest, 2020 (4th)
Half: 4 by Kelvin Bryant vs. East Carolina, 1981 (1st); by Javonte Williams at Duke, 2020 (1st)
Game: 6 by Kelvin Bryant vs. East Carolina, 1981
Season: 22 by Javonte Williams, 2020
Career: 52 by Leon Johnson, 1993-96



Kelvin Bryant scored a school record six touchdowns in a win over East Carolina in 1981. Bryant ranks fifth in career rushing at UNC with 3,267 yards.

MOST TOUCHDOWNS SCORED BY A FRESHMAN

Game: 4 by Leon Johnson vs. UTEP and vs. Duke, 1993; by T.J. Logan vs. Old Dominion, 2013
Season: 16 by Leon Johnson, 1993

MOST TOUCHDOWNS, TWO AND THREE CONSECUTIVE GAMES

2 Games: 11 by Kelvin Bryant, 1981 (6 vs. East Carolina, 5 vs. Miami (Ohio))
3 Games: 15 by Kelvin Bryant, 1981 (6 vs. East Carolina, 5 vs. Miami, 4 vs. Boston College)

MOST CONSECUTIVE GAMES SCORING A TOUCHDOWN

9 by Charlie Justice (last six games of 1947 and first three of 1948)
 8 by Gio Bernard, 2012; 8 by Javonte Williams, 2020; 8 by Josh Downs, (last game of 2020 and first seven of 2021)

MOST GAMES SCORING A TOUCHDOWN

Season: 10 by Don McCauley, TB, 1970; by Giovani Bernard, TB, 2012; by Elijah Hood, TB, 2015; by Dyami Brown, WR, 2019; by Javonte Williams, RB, 2020
Career: 28 by Leon Johnson, 1993-96

MOST TOUCHDOWNS SCORED BY TWO PLAYERS

Season: 33 by Javonte Williams, RB (22) and Michael Carter, RB (11), 2020; 31 by Elijah Hood, TB (17) and Marquise Williams, QB (14), 2015

MOST POINTS SCORED BY TWO PLAYERS

Game: 44 by Kelvin Bryant, TB (36) and Jeff Hayes, PK (8) vs. East Carolina, 1981
Season: 231 by Javonte Williams, RB (132) and Grayson Atkins, PK (99); 229 by Nick Weiler, PK (127) and Elijah Hood, TB (102), 2015

MOST TWO-POINT CONVERSIONS

Game: 2 by Emil DeCantis at Virginia, 1958; by Jack Tabb vs. NC State, 2012
Season: 3 by Emil DeCantis, 1958; by Jack Tabb, 2012
Career: 4 by Dick Oliver, 1972-74



RUSHING YARDS

CAREER

Rk.	Name, Years	Yards
1.	Amos Lawrence, 1977-80	4,391
2.	Mike Voight, 1973-76	3,971
3.	Leon Johnson, 1993-96	3,693
4.	Michael Carter, 2017-20	3,404
5.	Kelvin Bryant, 1979-82	3,267
6.	Don McCauley, 1968-70	3,172
7.	Ethan Horton, 1981-84	3,074
	Natrone Means, 1990-92	3,074
9.	Charlie Justice, 1946-49	2,634
10.	Elijah Hood, 2014-16	2,580
11.	Tyrone Anthony, 1980-83	2,516
12.	Giovani Bernard, 2011-12	2,481
13.	Marquise Williams, 2012-15	2,458
14.	Ronnie McGill, 2003-06	2,393
15.	Javonte Williams, 2018-20	2,297
16.	T.J. Logan, 2013-16	2,165
17.	Shaun Draughn, 2007-10	2,070
18.	Curtis Johnson, 1992-94	1,999
19.	Ken Willard, 1962-64	1,949
20.	James Betterson, 1973-75	1,903

SEASON (1,000 OR MORE YARDS)

Rk.	Name, Year	Yards
1.	Don McCauley, 1970	1,720
2.	Elijah Hood, 2015	1,463
3.	Mike Voight, 1976	1,407
4.	Giovani Bernard, 2011	1,253
5.	Mike Voight, 1975	1,250
	Derrick Fenner, 1986	1,250
7.	Ethan Horton, 1984	1,247
8.	Michael Carter, 2020	1,245
9.	Giovani Bernard, 2012	1,228
10.	Amos Lawrence, 1977	1,211
11.	Natrone Means, 1992	1,195
12.	Kennard Martin, 1988	1,146
13.	Javonte Williams, 2020	1,140
14.	Amos Lawrence, 1980	1,118
15.	Ethan Horton, 1984	1,107
16.	Don McCauley, 1969	1,092
	Ty Chandler, 2021	1,092
18.	James Betterson, 1974	1,082
19.	Kelvin Bryant, 1982	1,064
20.	Tyrone Anthony, 1983	1,063
21.	Amos Lawrence, 1978	1,043
22.	Kelvin Bryant, 1980	1,039
23.	Curtis Johnson, 1993	1,034
24.	Mike Voight, 1974	1,033
25.	Natrone Means, 1991	1,030
26.	Amos Lawrence, 1979	1,019
27.	Kelvin Bryant, 1981	1,015
28.	Leon Johnson, 1993	1,012
29.	Sammy Johnson, 1973	1,006
30.	Jonathan Linton, 1997	1,004
31.	Michael Carter, 2019	1,003

GAME (200 OR MORE YARDS)

Rk.	Name, Opponent, Year	Yards
1.	Derrick Fenner vs. Virginia, 1986	328
2.	Michael Carter at Miami, 2020	308
3.	Kennard Martin at Duke, 1988	291
4.	Amos Lawrence at Virginia, 1977	286
5.	Don McCauley vs. Duke, 1970	279
6.	Giovani Bernard vs. Virginia Tech, 2012	262
7.	Mike Voight vs. Duke, 1976	261
8.	Natrone Means at Duke, 1990	256
9.	Natrone Means at Maryland, 1992	249
10.	Kelvin Bryant at Duke, 1981	247
11.	Ronnie McGill vs. Wake Forest, 2003	244
12.	Javonte Williams at Miami, 2020	236
13.	Tyrone Anthony vs. Duke, 1983	232
14.	Mike Voight vs. Clemson, 1975	228
15.	Tyrone Anthony vs. Wake Forest, 1981	224
16.	Elijah Hood at NC State, 2015	220
17.	Amos Lawrence at NC State, 1977	216
	Derrick Fenner vs. The Citadel, 1986	216
	Natrone Means vs. Virginia, 1992	216

TOP FIVE CAREER RUSHING LEADERS

1. AMOS LAWRENCE

Year	Carries	Yards	Avg.	TD
1977	193	1211	6.3	6
1978	234	1043	4.5	2
1979	225	1019	4.5	9
1980	229	1118	4.9	11
Totals	881	4391	5.0	28

2. MIKE VOIGHT

Year	Carries	Yards	Avg.	TD
1973	49	281	5.7	2
1974	203	1033	5.1	11
1975	259	1250	4.8	11
1976	315	1407	4.5	18
Totals	826	3971	4.8	42

3. LEON JOHNSON

Year	Carries	Yards	Avg.	TD
1993	179	1012	5.7	14
1994	151	805	5.3	7
1995	225	963	4.3	12
1996	242	913	3.8	10
Totals	797	3693	4.6	43

4. KELVIN BRYANT

Year	Carries	Yards	Avg.	TD
1979	42	149	3.5	1
1980	177	1039	5.9	11
1981	152	1015	6.7	17
1982	228	1064	4.7	3
Totals	599	3267	5.5	32

5. DON MCCAULEY

Year	Carries	Yards	Avg.	TD
1968	75	360	4.8	2
1969	204	1092	5.4	8
1970	324	1720	5.3	19
Totals	603	3172	5.3	29

6. CHARLIE JUSTICE

Year	Carries	Yards	Avg.	TD
1946	100	500	5.0	10
1947	100	500	5.0	10
1948	100	500	5.0	10
1949	100	500	5.0	10
Totals	400	2000	5.0	40

7. ETHAN HORTON

Year	Carries	Yards	Avg.	TD
1981	100	500	5.0	10
1982	100	500	5.0	10
1983	100	500	5.0	10
1984	100	500	5.0	10
Totals	400	2000	5.0	40

8. GIOVANI BERNARD

Year	Carries	Yards	Avg.	TD
2011	100	500	5.0	10
2012	100	500	5.0	10
2013	100	500	5.0	10
2014	100	500	5.0	10
2015	100	500	5.0	10
2016	100	500	5.0	10
2017	100	500	5.0	10
2018	100	500	5.0	10
2019	100	500	5.0	10
2020	100	500	5.0	10
2021	100	500	5.0	10
Totals	1000	5000	5.0	100

9. MICHAEL CARTER

Year	Carries	Yards	Avg.	TD
2017	100	500	5.0	10
2018	100	500	5.0	10
2019	100	500	5.0	10
2020	100	500	5.0	10
2021	100	500	5.0	10
Totals	500	2500	5.0	50

10. TYRONE ANTHONY

Year	Carries	Yards	Avg.	TD
1980	100	500	5.0	10
1981	100	500	5.0	10
1982	100	500	5.0	10
1983	100	500	5.0	10
1984	100	500	5.0	10
1985	100	500	5.0	10
1986	100	500	5.0	10
1987	100	500	5.0	10
1988	100	500	5.0	10
1989	100	500	5.0	10
1990	100	500	5.0	10
Totals	1000	5000	5.0	100

11. JAVONTE WILLIAMS

Year	Carries	Yards	Avg.	TD
2018	100	500	5.0	10
2019	100	500	5.0	10
2020	100	500	5.0	10
2021	100	500	5.0	10
Totals	400	2000	5.0	40

RUSHING ATTEMPTS

CAREER

Rk.	Name, Years	Attempts
1.	Amos Lawrence, 1977-80	881
2.	Mike Voight, 1973-76	826
3.	Leon Johnson, 1993-96	797
4.	Natrone Means, 1990-92	605
5.	Ethan Horton, 1981-84	604

SEASON

Rk.	Name, Year	Attempts
1.	Don McCauley, 1970	324
2.	Mike Voight, 1976	315
3.	Mike Voight, 1975	259
4.	Jonathan Linton, 1997	248
5.	Leon Johnson, 1996	242
6.	Giovani Bernard, 2011	239
7.	Ethan Horton, 1984	238
8.	Natrone Means, 1992	236
9.	Amos Lawrence, 1978	234
10.	Amos Lawrence, 1980	229

GAME

Rk.	Name, Opponent, Year	Attempts
1.	Don McCauley vs. Duke, 1970	47
2.	Mike Voight vs. Duke, 1976	47
3.	Mike Voight vs. East Carolina, 1975	42
4.	Ike Oglesby at Illinois 1971	39
	Mike Voight at NC State, 1975	39
	Ethan Horton at Memphis State, 1984	39
	Derrick Fenner vs. Virginia, 1986	39
	Kennard Martin at Duke, 1988	39

SEASON (MIN. 100 RUSHES)

Rk.	Name, Opponent, Year	Attempts
1.	Michael Carter at Miami, 2020	308
2.	Michael Carter vs. Va. Tech, 2020	214
3.	Giovani Bernard vs. Va. Tech, 2012	236
4.	Kelvin Bryant vs. ECU, 1981	211

GAME (MIN. 15 RUSHES)

Rk.	Name, Opponent, Year	Attempts
1.	Michael Carter at Miami, 2020	308
2.	Michael Carter vs. Va. Tech, 2020	214
3.	Giovani Bernard vs. Va. Tech, 2012	236
4.	Kelvin Bryant vs. ECU, 1981	211

YARDS PER RUSH

Rk.	Name, Opponent, Year	Yards	Attempts	Avg.
1.	Ed Sutton, 1954-56	193-1,329	6.9	6.9
2.	Michael Carter, 2020	308	6.2	6.2
3.	Javonte Williams, 2018-20	2,297	6.28	6.28
4.	Elijah Hood, 2014-16	2,580	5.99	5.99
5.	Giovani Bernard, 2011-12	2,481	5.87	5.87

SEASON (MIN. 300 RUSHES)

Rk.	Name, Opponent, Year	Attempts
1.	Michael Carter, 2020	308
2.	Javonte Williams, 2018-20	2,297
3.	Charlie Justice, 1946	1,329
4.	Elijah Hood, 2015	1,463
5.	Kelvin Bryant, 1981	1,015
6.	Giovani Bernard, 2012	1,228
7.	Amos Lawrence, 1977	1,211
8.	Derrick Fenner, 1986	1,250
9.	Ed Sutton, 1956	1,329
10.	Lewis Jolley, 1971	1,171

SEASON (MIN. 150 RUSHES)

Rk.	Name, Opponent, Year	Attempts
1.	Michael Carter at Miami, 2020	308
2.	Michael Carter vs. Va. Tech, 2020	214
3.	Giovani Bernard vs. Va. Tech, 2012	236
4.	Kelvin Bryant vs. ECU, 1981	211



RUSHING RECORDS

MISCELLANEOUS RUSHING RECORDS

SINGLE-SEASON TEAM BESTS

Most Rushes: 732 in 1970
Most Yards: 3,142 in 2015
Most Yards Gained Per Game: 285.2 in 1970 (3,137 in 11)
Highest Average Gain Per Rush (Min. 400 Rushes): 6.0 in 2015 (527 for 3,142)
Most Touchdowns Rushing: 40 in 2015

SINGLE-GAME TEAM BESTS

Most Rushes: 82 vs. NC State, 1961; vs. Clemson, 1969
Most Rushes, Both Teams: 134 at South Carolina, 1974 (UNC 54, South Carolina 80)
Fewest Rushes: 17 at Clemson, 1992; at Georgia Tech, 2001
Fewest Rushes, Both Teams: 57 vs. Clemson, 2022 in Charlotte (UNC 36, Clemson 21)
Most Yards Gained: 555 vs. Virginia, 1945; 554 at Miami, 2020
Most Yards Gained, Both Teams: 889 vs. Baylor, 2015 in Orlando (UNC 244, Baylor 645)
Fewest Yards Gained: -28 vs. Florida State, 1997
Fewest Yards Gained, Both Teams: 21 vs. Louisville, 1996 (UNC 20, Louisville 1)
Most Yards Gained in a Loss: 406 at Duke, 1988 (29-35)
Fewest Yards Gained in a Win: 13 at Duke, 1984 (17-15)
Highest Average Gain Per Rush (Min. 50 Rushes): 10.07 at Miami, 2020 (55 for 554)
Most Touchdowns Scored by Rushing: 8 vs. ECU, 1981

SINGLE-SEASON YARDAGE LEADERS BY CLASS

Freshman: 1,253 by Giovanni Bernard, 2011
Sophomore: 1,463 by Elijah Hood, 2015
Junior: 1,250 by Mike Voight, 1975
Senior: 1,720 by Don McCauley, 1970

SINGLE-GAME YARDAGE LEADERS BY CLASS

Freshman: 286 by Amos Lawrence at Virginia, 1977
Sophomore: 328 by Derrick Fenner vs. Virginia, 1986
Junior: 249 by Natrone Means at Maryland, 1992
Senior: 308 by Michael Carter at Miami, 2020

MOST RUSHES

Quarter: 16 by Ethan Horton at Memphis State, 1984 (3rd); 16 by Ethan Horton vs. Maryland, 1984 (1st); 16 by Shaun Draughn vs. ECU, 2010 (4th)
Half: 30 by Don McCauley vs. Duke, 1970 (1st)
Game: 47 by Don McCauley vs. Duke, 1970; 47 by Mike Voight vs. Duke, 1976
Season: 324 by Don McCauley, 1970
Career: 881 by Amos Lawrence, 1977-80

MOST RUSHES PER GAME

Season: 29.5 by Don McCauley, 1970 (324 in 11)
Career: 20.5 by Amos Lawrence, 1977-80 (881 in 43)

MOST RUSHES BY A FRESHMAN

Game: 37 by Natrone Means at Duke, 1990
Season: 239 by Giovanni Bernard, 2011

MOST CONSECUTIVE RUSHES BY SAME PLAYER

Game: 17 by Ryan Houston vs. Duke, 2009

MOST RUSHES IN TWO CONSECUTIVE GAMES

79 by Don McCauley at Clemson (32), vs. Duke (47), 1970

MOST YARDS GAINED

Quarter: 134 by Torin Dorn vs. Illinois, 1987 (3rd)
Half: 224 by Ronnie McGill vs. Wake Forest, 2003 (2nd)
Game: 328 by Derrick Fenner vs. Virginia, 1986
Season: 1,720 by Don McCauley, 1970
Career: 4,391 by Amos Lawrence, 1977-80

MOST YARDS GAINED PER GAME

Season: 156.4 by Don McCauley, 1970 (1720 in 11)
Career: 102.3 by Don McCauley, 1968-70 (3172 in 31)

MOST YARDS GAINED BY A QUARTERBACK

Game: 174 by Ricky Lanier vs. VMI, 1969
Season: 948 by Marquise Williams, 2015
Career: 2,458 by Marquise Williams, 2012-15

MOST GAMES GAINING 100 OR MORE YARDS

Season: 10 by Don McCauley, 1970
Career: 23 by Amos Lawrence, 1977-80
Freshman: 7 by Giovanni Bernard, 2011

MOST CONSECUTIVE GAMES GAINING 100 YARDS OR MORE

8 by Don McCauley (last five games of 1969 and first three of 1970)

MOST GAMES GAINING 200 YARDS OR MORE

Season: 2 by Mike Voight, 1975; by Amos Lawrence, 1977; by Kelvin Bryant, 1981; by Derrick Fenner, 1986; by Natrone Means, 1992; by Michael Carter, 2020
Career: 3 by Mike Voight, 1973-76; by Amos Lawrence, 1977-80; by Natrone Means, 1990-92

MOST YARDS GAINED, TWO, THREE, FOUR & FIVE CONSECUTIVE GAMES

2 Games: 463 by Don McCauley, 1970 (184 at Clemson and 279 vs. Duke)
3 Games: 612 by Mike Voight, 1976 (161 at Clemson, 190 vs. Virginia and 261 vs. Duke)
4 Games: 740 by Mike Voight, 1975 (155 at NC State, 209 vs. East Carolina, 148 vs. Wake Forest and 228 vs. Clemson)
5 Games: 909 by Mike Voight, 1975 (169 vs. Notre Dame, 155 at NC State, 209 vs. East Carolina, 148 vs. Wake Forest and 228 vs. Clemson)

MOST SEASONS GAINING 1,000 YARDS OR MORE

4 by Amos Lawrence (1977, 1978, 1979 and 1980)

MOST YARDS GAINED BY TWO PLAYERS, SAME TEAM

Game: 544 by Michael Carter (308) & Javonte Williams (236) at Miami, 2020
Season: 2,411 by Elijah Hood (1,463) & Marquise Williams (948), 2015

MOST YARDS GAINED IN FIRST GAME OF CAREER

109 by Derrick Fenner vs. Wake Forest, 1985

MOST YARDS GAINED IN OPENING GAME OF SEASON

216 by Derrick Fenner vs. The Citadel, 1986 (Overall Record); 102 by Charlie Justice vs. Virginia Tech, 1946 (Freshman Record)

MOST CAREER YARDS GAINED AGAINST ONE OPPONENT

635 by Amos Lawrence vs. Virginia, 1977-80 (286, 131, 123, 95); 635 by Kelvin Bryant vs. Duke, 1979-82 (29, 199, 247, 160)

MOST TOUCHDOWNS SCORED BY RUSHING

Game: 6 by Kelvin Bryant vs. East Carolina, 1981
Season: 19 by Don McCauley, 1970; by Javonte Williams, 2020
Career: 43 by Leon Johnson, 1993-96

MOST TOUCHDOWNS SCORED RUSHING BY A QB

Season: 13 by Marquise Williams, 2014 & 2015
Career: 35 by Marquise Williams, 2012-15

MOST YARDS GAINED AS A FRESHMAN

Game: 286 by Amos Lawrence at Virginia, 1977
Season: 1,253 by Giovanni Bernard, 2011

LONGEST RUN FROM SCRIMMAGE

Senior: 95 yards by S.A. Ashe vs. Trinity, 1891
Junior: 83 yards by Tyrone Anthony vs. Army, 1982
Sophomore: 90 yards by Curtis Johnson vs. Maryland, 1993
Freshman: 76 yards by Natrone Means at Duke, 1990; 76 yards by Curtis Johnson at Clemson, 1992
Quarterback: 86 yards by George Stirnweiss vs. The Citadel, 1939

LONGEST UNC TD RUN & LONGEST RUN IN KENAN STADIUM

90 yards by Curtis Johnson vs. Maryland, 1993

HIGHEST AVERAGE GAIN PER RUSH

Game: (Min. 15 rushes) 12.8 by Michael Carter at Miami (24 for 308)
Season: (Min. 100 rushes) 7.98 by Michael Carter, 2020 (156 for 1245); (Min. 200 rushes) 6.7 by Elijah Hood, 2015 (219 for 1,463)
Career: (Min. 150 rushes) 6.9 by Ed Sutton, 1954-56 (193 for 1,334); (Min. 300 rushes) 6.62 by Michael Carter, 2017-20 (514 for 3,404)

TEAM SINGLE-GAME RUSHING HIGHS & LOWS

SINGLE-GAME HIGHS, CAROLINA RUSHING ATTEMPTS

82 vs. NC State, 1961
 82 vs. Clemson, 1969
 81 at NC State, 1971
 78 vs. Virginia, 1959
 78 vs. NC State, 1970

SINGLE-GAME LOWS, CAROLINA RUSHING ATTEMPTS

17 at Clemson, 1992
 17 at Georgia Tech, 2001
 19 at Duke, 1943 (first game)
 20 vs. Wake Forest, 1944
 20 at Duke, 1945

SINGLE-GAME HIGHS, OPPONENTS RUSHING ATTEMPTS

84 by Baylor, 2015 Russell Athletic Bowl in Orlando
 83 at Oklahoma, 1980
 80 at South Carolina, 1974
 77 by Notre Dame, 1953
 77 by Oklahoma, 1955
 77 by NC State, 1978

SINGLE-GAME LOWS, OPPONENTS RUSHING ATTEMPTS

7 by Virginia, 1943 in Norfolk
 14 by Virginia, 1935
 18 at South Carolina, 1943
 18 by NC State, 1961
 18 by Virginia, 2001

SINGLE-GAME HIGHS, CAROLINA RUSHING YARDS

555 vs. Virginia, 1945
 554 at Miami, 2020
 482 vs. The Citadel, 1939
 472 vs. Duke, 1970
 467 vs. Wake Forest, 1981

SINGLE-GAME LOWS, CAROLINA RUSHING YARDS

-28 vs. Florida State, 1997
 -22 vs. Fordham, 1941
 -21 at Duke, 1943 (first game)
 -19 at Virginia, 1950
 -8 vs. Duke, 1944

SINGLE-GAME HIGHS, OPPONENTS RUSHING YARDS

645 by Baylor, 2015 Russell Athletic Bowl in Orlando
 495 at Oklahoma, 1980
 490 by Notre Dame, 1953
 472 at Michigan State, 1962
 468 at South Carolina, 1974

SINGLE-GAME LOWS, OPPONENTS RUSHING YARDS

-33 by Virginia, 1935
 -27 at Wake Forest, 1937
 -22 by The Citadel, 1939
 -12 at Duke, 1947
 -6 by Wake Forest, 1935

SINGLE-GAME HIGHS, CAROLINA RUSHING TD's

8 vs. ECU, 1981
 7 vs. Duke, 1970
 7 vs. Army, 1982
 6 on 13 occasions; last time vs. Wake Forest in 2021

TWO PLAYERS GAINING 1,000 YARDS, SAME SEASON

James Betterson (1,082) and Mike Voight (1,033), 1974
 Amos Lawrence (1,118) and Kelvin Bryant (1,039), 1980
 Ethan Horton (1,107) and Tyrone Anthony (1,063), 1983
 Curtis Johnson (1,034) and Leon Johnson (1,012), 1993
 Michael Carter (1,245) and Javonte Williams (1,140), 2020

MOST YARDS GAINED BY TWO OPPOSING PLAYERS IN SAME GAME

448 by Kennard Martin (291) of North Carolina and Roger Boone (157) of Duke, 1988 at Duke

HIGHEST AVERAGE YARDS PER TOUCHDOWN RUN

Season (min. 10 TDs): 31.3 by Curtis Johnson, 1993 (11 TDs for 344 yards)
Career (min. 25 TDs): 22.0 by Charlie Justice, 1946-49 (28 for 615)



100-YARD RUSHING GAMES



Year	Yards, Name, Opponent
2022	101 Omarion Hampton vs. Florida A&M
	110 Omarion Hampton at Georgia State
2021	101 Sam Howell at Notre Dame
	104 Sam Howell vs. Georgia State
	104 Ty Chandler at Miami
	104 Sam Howell vs. Wake Forest
	108 Sam Howell vs. Florida State
	112 Sam Howell vs. Virginia
	124 British Brooks at NC State
	198 Ty Chandler vs. Virginia
	213 Ty Chandler vs. Wake Forest
2020	101 Javonte Williams vs. Wake Forest
	106 Michael Carter vs. NC State
	119 Javonte Williams at Florida State
	121 Michael Carter at Boston College
	151 Javonte Williams at Duke
	160 Javonte Williams vs. NC State
	169 Javonte Williams vs. Virginia Tech
	214 Michael Carter vs. Virginia Tech
	236 Javonte Williams at Miami
	308 Michael Carter at Miami
2019	102 Javonte Williams vs. South Carolina
	107 Antonio Williams at Pittsburgh
	111 Javonte Williams vs. Duke
	144 Javonte Williams at Georgia Tech
	159 Michael Carter vs. Mercer
2018	114 Antonio Williams vs. Pittsburgh
	116 Antonio Williams at Syracuse
	148 Michael Carter at Duke
	165 Michael Carter vs. Virginia Tech
2017	103 Michael Carter vs. Western Carolina
	123 Jordan Brown at Old Dominion
	157 Michael Carter vs. Virginia
2016	106 Elijah Hood vs. James Madison
	107 Elijah Hood at Virginia
	168 Elijah Hood vs. Georgia Tech
2015	100 T.J. Logan at NC State
	101 Elijah Hood vs. Wake Forest
	101 Elijah Hood vs. Virginia
	101 Marquise Williams vs. Miami
	105 Marquise Williams vs. Illinois
	115 Elijah Hood at Virginia Tech
	118 Elijah Hood vs. Baylor (Russell Athletic)
	129 Elijah Hood vs. Illinois
	132 Elijah Hood vs. Miami
	138 Elijah Hood vs. South Carolina in CLT.
	148 Marquise Williams at Georgia Tech
	220 Elijah Hood at NC State
2014	110 T.J. Logan vs. Rutgers
	116 T.J. Logan at Duke
	122 Marquise Williams vs. Pittsburgh
	132 Marquise Williams at Notre Dame
2013	104 Marquise Williams vs. Duke
	137 T.J. Logan vs. Old Dominion
2012	106 A.J. Blue at Wake Forest
	135 Giovanni Bernard vs. NC State
	143 Giovanni Bernard at Duke
	163 Giovanni Bernard vs. Maryland
	177 Giovanni Bernard at Miami
	262 Giovanni Bernard vs. Virginia Tech
2011	102 Giovanni Bernard vs. Virginia
	109 Giovanni Bernard vs. Louisville
	110 Giovanni Bernard vs. Miami
	146 Giovanni Bernard at East Carolina
	154 Giovanni Bernard vs. Wake Forest
	155 Giovanni Bernard at Georgia Tech
	165 Giovanni Bernard vs. Duke
2010	113 Johnny White vs. Georgia Tech
	116 Anthony Elzy at Duke
	137 Shaun Draughn vs. East Carolina
	140 Johnny White vs. East Carolina
	160 Shaun Draughn vs. Tennessee (Music City)
	164 Johnny White vs. William & Mary
2009	118 Shaun Draughn vs. The Citadel
	126 Shaun Draughn vs. Florida State
	164 Ryan Houston vs. Duke
2008	106 Brandon Tate vs. McNeese State
	109 Shaun Draughn vs. Connecticut

Year	Yards, Name, Opponent
	110 Shaun Draughn at Duke
	138 Shaun Draughn at Virginia
2007	154 Greg Little vs. Duke
2006	101 Ronnie McGill vs. NC State
	114 Ronnie McGill vs. Furman
	117 Ronnie McGill vs. Wake Forest
2005	118 Ronnie McGill vs. Virginia
	129 Barrington Edwards at NC State
	146 Ronnie McGill vs. Duke
2004	122 Chad Scott vs. Virginia Tech
	123 Jacque Lewis vs. William & Mary
	133 Ronnie McGill vs. William & Mary
	144 Chad Scott at Duke
	161 Jacque Lewis vs. Georgia Tech
	175 Chad Scott vs. Miami
2003	110 Darian Durant at Clemson
	244 Ronnie McGill vs. Wake Forest
2002	102 Jacque Lewis at Duke
2001	102 Willie Parker at Maryland
	131 Willie Parker vs. Auburn (Peach)
	147 Andre' Williams vs. Virginia
2000	105 Ronald Curry at Duke
	158 Willie Parker vs. Maryland
1999	110 Anthony Saunders at Georgia Tech
1998	143 Rufus Brown at Wake Forest
1997	121 Jonathan Linton vs. Indiana
	138 Jonathan Linton at Georgia Tech
	177 Jonathan Linton at NC State
	199 Jonathan Linton vs. Duke
1996	100 Leon Johnson vs. Georgia Tech
	101 Leon Johnson at Wake Forest
	109 Leon Johnson vs. Clemson
	167 Leon Johnson at Duke
1995	102 Jonathan Linton at Maryland
	139 Leon Johnson at NC State
	167 Leon Johnson vs. Wake Forest
	195 Leon Johnson vs. Arkansas (Carquest)
1994	110 Leon Johnson vs. Georgia Tech
	111 Curtis Johnson vs. Georgia Tech
	123 Curtis Johnson at Wake Forest
	133 Leon Johnson vs. NC State
	140 Leon Johnson at Duke
1993	101 Leon Johnson vs. Maryland
	106 Leon Johnson vs. UTEP
	119 Leon Johnson vs. Wake Forest
	132 Curtis Johnson vs. Wake Forest
	142 Leon Johnson vs. Duke
	144 Curtis Johnson vs. Ohio University
	147 Leon Johnson vs. Ohio University
	153 Curtis Johnson at NC State
	168 Curtis Johnson vs. Maryland
1992	102 Natrone Means vs. Army
	104 Jason Stanicek vs. Furman
	112 Natrone Means at Wake Forest
	112 Natrone Means vs. Navy
	121 Natrone Means vs. Georgia Tech
	128 Natrone Means vs. Miss. State (Peach)
	216 Natrone Means vs. Virginia
	249 Natrone Means at Maryland
1991	101 William Henderson vs. Maryland
	101 Natrone Means vs. Maryland
	106 Randy Jordan vs. Cincinnati
	108 Randy Jordan vs. Duke
	144 Natrone Means vs. South Carolina
	153 Randy Jordan vs. William & Mary
	167 Natrone Means vs. Wake Forest
	181 Natrone Means vs. Duke
1990	111 Natrone Means vs. Maryland
	114 Eric Blount vs. Kentucky
	134 Natrone Means at Wake Forest
	256 Natrone Means at Duke
1989	102 Eric Blount vs. VMI
	117 Aaron Staples vs. Wake Forest
1988	116 Kennard Martin at Clemson
	160 Kennard Martin vs. Louisville
	177 Kennard Martin vs. Maryland
	291 Kennard Martin at Duke
1987	116 Torin Dorn at Virginia
	127 Eric Starr at Navy

Year	Yards, Name, Opponent
	129 Eric Starr at NC State
	165 Torin Dorn vs. Illinois
1986	101 *Torin Dorn vs. Arizona (Aloha)
	102 Eric Starr vs. NC State
	113 Derrick Fenner vs. Georgia Tech
	173 Derrick Fenner vs. Maryland
	184 Eric Starr at Duke
	216 Derrick Fenner vs. The Citadel
	328 Derrick Fenner vs. Virginia
1985	104 William Humes vs. VMI
	109 Derrick Fenner vs. Wake Forest
	109 William Humes at Virginia
	134 William Humes vs. Clemson
	150 Derrick Fenner at NC State
1984	122 Ethan Horton vs. NC State
	126 Ethan Horton vs. Maryland
	133 Ethan Horton at Clemson
	141 Ethan Horton at Wake Forest
	156 William Humes vs. NC State
	162 Ethan Horton at Boston College
	209 Ethan Horton at Memphis State
1983	107 Ethan Horton vs. Duke
	111 Ethan Horton at NC State
	113 Ethan Horton at Georgia Tech
	114 Ethan Horton at South Carolina
	116 Ethan Horton vs. Wake Forest
	119 Eddie Colson vs. Wake Forest
	130 Tyrone Anthony at NC State
	137 Ethan Horton vs. Memphis State
	141 Ethan Horton vs. William & Mary
	146 Tyrone Anthony at Virginia
	157 Tyrone Anthony vs. Wake Forest
	161 William Humes vs. Miami of Ohio
	232 Tyrone Anthony vs. Duke
1982	107 Kelvin Bryant vs. NC State
	110 Ethan Horton vs. Georgia Tech
	119 Ethan Horton vs. Texas (Sun)
	130 Kelvin Bryant vs. Maryland
	136 Tyrone Anthony vs. Army
	142 Kelvin Bryant at Wake Forest
	149 Kelvin Bryant vs. Bowling Green
	150 Kelvin Bryant vs. Virginia
	160 Kelvin Bryant at Duke
	179 Tyrone Anthony at Wake Forest
	201 Ethan Horton vs. Vanderbilt
1981	136 Kelvin Bryant vs. Miami of Ohio
	144 Ethan Horton vs. Arkansas (Gator)
	148 Kelvin Bryant vs. Arkansas (Gator)
	158 Bobby Ratliff vs. Wake Forest
	171 Kelvin Bryant at Virginia
	173 Kelvin Bryant vs. Boston College
	183 Tyrone Anthony at NC State
	224 Tyrone Anthony vs. Wake Forest
	211 Kelvin Bryant vs. East Carolina
	247 Kelvin Bryant at Duke
1980	102 Amos Lawrence vs. Georgia Tech
	103 Amos Lawrence vs. Maryland
	104 Amos Lawrence vs. Texas (Bluebonnet)
	105 Kelvin Bryant vs. Furman
	106 Amos Lawrence at Oklahoma
	107 Kelvin Bryant vs. East Carolina
	108 Kelvin Bryant vs. NC State
	111 Kelvin Bryant vs. Virginia
	112 Kelvin Bryant vs. Georgia Tech
	112 Amos Lawrence at Clemson
	119 Amos Lawrence vs. Furman
	138 Amos Lawrence vs. East Carolina
	138 Kelvin Bryant at Clemson
	143 Amos Lawrence vs. Duke
	199 Kelvin Bryant vs. Duke
1979	111 Doug Paschal vs. Cincinnati
	117 Doug Paschal at NC State
	118 Amos Lawrence vs. Michigan (Gator)
	118 Billy Johnson at Maryland
	123 Amos Lawrence at Virginia
	139 Amos Lawrence vs. South Carolina
	143 Amos Lawrence vs. Cincinnati
	151 Doug Paschal vs. East Carolina
	165 Amos Lawrence at Duke



100-YARD RUSHING GAMES

Year	Yards, Name, Opponent
1978	214 Amos Lawrence at Army
	100 Chuck Sharpe vs. Virginia
	131 Amos Lawrence vs. Virginia
	151 Amos Lawrence at Richmond
	155 Amos Lawrence at South Carolina
	167 Amos Lawrence vs. Duke
	180 Amos Lawrence at Wake Forest
1977	101 Amos Lawrence at Northwestern
	109 Amos Lawrence vs. Wake Forest
	138 Amos Lawrence at Duke
	150 Amos Lawrence vs. Clemson
	216 Amos Lawrence at NC State
	286 Amos Lawrence at Virginia
1976	112 Mike Voight vs. East Carolina
	142 Mike Voight vs. Florida in Tampa
	161 Mike Voight at Clemson
	168 Mike Voight at Army
	190 Mike Voight vs. Virginia
	261 Mike Voight vs. Duke
1975	103 James Betterson at Virginia
	106 James Betterson at Ohio State
	148 Mike Voight vs. Wake Forest
	155 Mike Voight at NC State
	169 Mike Voight vs. Notre Dame
	209 Mike Voight vs. East Carolina
	228 Mike Voight vs. Clemson
1974	102 Mike Voight vs. Ohio University
	105 James Betterson at Georgia Tech
	111 Mike Voight vs. NC State
	113 Mike Voight vs. Pittsburgh
	113 James Betterson at South Carolina
	129 James Betterson at Clemson
	134 James Betterson vs. Ohio University
	146 Mike Voight vs. Virginia
	172 Mike Voight vs. Army
1973	130 Sammy Johnson vs. East Carolina
	168 Sammy Johnson vs. William & Mary
	171 Sammy Johnson vs. Wake Forest
1972	104 Sammy Johnson vs. East Carolina
	111 Tim Kirkpatrick at Clemson
	119 Ike Oglesby vs. East Carolina
	126 Ike Oglesby vs. Kentucky
1971	105 Lewis Jolley vs. Clemson
	110 Ike Oglesby vs. Maryland
	126 Ike Oglesby at Richmond
	146 Billy Hite vs. William & Mary
	159 Lewis Jolley at Duke
	167 Lewis Jolley at Virginia
	167 Ike Oglesby at Illinois
1970	106 Ike Oglesby vs. VMI
	110 Ike Oglesby vs. NC State
	123 Don McCauley at Maryland
	125 Don McCauley at Wake Forest
	127 Don McCauley vs. VMI
	143 Don McCauley vs. Arizona State (Peach)
	145 Don McCauley vs. Virginia
	148 Don McCauley at Tulane
	160 Don McCauley vs. Kentucky
	171 Don McCauley vs. NC State
	183 Don McCauley vs. South Carolina
	184 Don McCauley at Clemson
	279 Don McCauley vs. Duke
1969	112 Don McCauley vs. Clemson
	132 Don McCauley vs. Vanderbilt
	133 Don McCauley vs. VMI
	138 Don McCauley at Duke
	145 Don McCauley at Virginia
	174 Ricky Lanier vs. VMI
	188 Don McCauley vs. Wake Forest
1968	173 Gayle Bomar at Wake Forest
1967	117 Gayle Bomar vs. Maryland
1965	102 Danny Talbott vs. Georgia
	127 Max Chapman at Ohio State
1964	107 Ken Willard vs. Duke
	109 Ken Willard vs. NC State
	116 Ken Willard vs. Wake Forest
	121 Ken Willard at Virginia
	139 Ken Willard vs. South Carolina
	172 Eddie Kesler vs. Duke

Year	Yards, Name, Opponent
1963	112 Ken Willard vs. Miami
1962	113 Ken Willard at Clemson
1961	100 Gib Carson at Maryland
	121 Gib Carson vs. Tennessee
1959	126 Wade Smith vs. Virginia
1958	123 Wade Smith vs. Wake Forest
	131 Ed Sutton vs. Duke
	136 Ed Sutton at Virginia
	136 Ed Sutton at Notre Dame
1956	131 Ed Sutton vs. Duke
1955	123 Ed Sutton at South Carolina in Norfolk
1954	102 Don Klochak at Virginia
	110 Connie Gravitte at Tulane
	124 Don Klochak vs. South Carolina
	127 Ed Sutton vs. Wake Forest
1953	100 Ken Keller vs. Notre Dame
	101 Dick Lackey vs. Notre Dame
1952	120 Flo Worrell at South Carolina
1951	109 Dick Wiess vs. Georgia
1950	152 Dick Bunting vs. William & Mary
1949	102 Charlie Justice vs. Wake Forest
	107 Billy Hayes vs. Rice (Cotton)
	116 Billy Hayes at Duke
1948	105 Hosea Rodgers vs. Duke
	106 Charlie Justice at Georgia
	120 Charlie Justice vs. Duke
	159 Charlie Justice at Virginia
1947	106 Charlie Justice at Maryland
	112 Hosea Rodgers at Florida
	123 Charlie Justice vs. NC State
	135 Walt Pupa at Maryland
	141 Charlie Justice vs. Virginia
1946	102 Charlie Justice vs. Virginia Tech
	109 Charlie Justice at Tennessee
	128 Walt Pupa at Virginia
	139 Charlie Justice vs. Wake Forest
	163 Charlie Justice at Miami
	169 Charlie Justice at Virginia
1945	108 Bobby Oliphant vs. Va. Tech in Roanoke
	119 Bob Warren vs. Virginia
1943	108 Hosea Rodgers at Virginia
	126 Eddie Teague at South Carolina
	155 George Grimes vs. Virginia in Norfolk
	165 Hosea Rodgers at Penn
1942	100 Joe Austin vs. Duquesne
	120 Bill Sigler at Virginia
1940	100 Jim Lalanne vs. Appalachian State
	105 Frank O'Hare vs. Davidson in Winston-Salem
	116 Jim Lalanne vs. TCU
1939	110 Jim Lalanne vs. The Citadel
	169 George Stirnweiss vs. The Citadel
1937	115 Art Ditt vs. Virginia
1936	100 Tom Burnette vs. Wake Forest in CLT
	101 Jim Hutchins at Virginia
	103 Randy Cooner at Virginia
	105 Art Ditt at NYU
	130 Jim Hutchins at South Carolina
1934	109 Harry Montgomery at Davidson
1931	116 Rip Slusser at Georgia Tech

(Bowl Games in Parenthesis)

MOST CAREER 100-YARD GAMES

Rk.	Name	Number
1.	Amos Lawrence	25
2.	Kelvin Bryant	19
3.	Don McCauley	17
	Ethan Horton	17
5.	Mike Voight	16
6.	Leon Johnson	15
7.	Natrone Means	14
8.	Charlie Justice	12
	Giovani Bernard	12
10.	Elijah Hood	11

100-YARD GAMES VS. ACC TEAMS

Team	No.	Most Recently
Duke	43	Javonte Williams, 2020 (151)
Virginia	42	Ty Chandler, 2021 (198) & Sam Howell, 2021 (112)
Wake Forest	40	Ty Chandler, 2021 (213) & Sam Howell, 2021 (104)
NC State	30	British Brooks, 2021 (124)
Georgia Tech	19	Javonte Williams, 2019 (144)
Clemson	16	Darian Durant, 2003 (110)
Miami	10	Ty Chandler, 2021 (104)
Virginia Tech	8	Michael Carter, 2020 (214) & Javonte Williams, 2020 (169)
Pittsburgh	4	Antonio Williams, 2019 (107)
Boston College	3	Michael Carter, 2020 (121)
Florida State	3	Sam Howell, 2021 (108)
Louisville	2	Giovani Bernard, 2011 (109)
Syracuse	1	Antonio Williams, 2018 (116)



Elijah Hood rushed for 100 yards on 11 occasions in his career.

LONGEST RUNS

Rk.	Year	Player	Opp.	Yds.
1.	1891	S.A. Ashe	Trinity	95
2.	1993	Curtis Johnson	Maryland	*90
3.	1905	L.F. Abernethy	at VMI	*87
4.	1939	George Stirnweiss	The Citadel	*86
5.	1931	Rip Slusser	at Georgia Tech	*85
6.	1976	Mike Voight	at Clemson	*84
	2018	Dazz Newsome	at Duke	*84
8.	1982	Tyrone Anthony	Army	*83
9.	1980	Kelvin Bryant	Virginia	*81
10.	1895	Sam Nicklin	at NC State	*80
	1902	G.R. Berkeley	at Davidson	80
	1948	Charlie Justice	at Virginia	*80
	1950	Dick Bunting	William & Mary	*80
	1969	Don McCauley	VMI	*80
	2022	Elijah Green	Georgia Tech	*80
15.	1984	Ethan Horton	at Boston College	*79
16.	1922	Red Johnston	Maryland	*78
	1950	Dick Bunting	NC State	*78
18.	1932	Bill Croom	at Virginia	*77
	1954	Ed Sutton	Wake Forest	*77
	2001	Willie Parker	at Maryland	*77
21.	1947	Hosea Rodgers	at Florida	*76
	1990	Natrone Means	at Duke	*76
	1992	Natrone Means	at Maryland	*76
	1992	Curtis Johnson	at Clemson	*76
	2010	Johnny White	at Miami	*76
26.	1893	Eugene Denson	at Wash. & Lee	*75
	1896	F.J. Haywood	Guilford	*75
	1899	Herman Koehler	NC State	75
	1903	John Donnelly	Oak Ridge	*75
	1993	Curtis Johnson	Wake Forest	*75

* denotes touchdowns

PASSING RECORDS



Sam Howell

CAREER PASSING LEADERS (based on yards)

1. SAM HOWELL

Year	Comp	Att	Int	Pct	Yds	TD
2019	259	422	7	61.4	3,641	38
2020	237	348	7	68.1	3,586	30
2021	217	347	9	62.5	3,056	24
Totals	713	1,117	23	63.8	10,283	92

2. T.J. YATES

Year	Comp	Att	Int	Pct	Yds	TD
2007	218	365	18	.597	2,655	14
2008	81	135	4	.600	1,168	11
2009	214	355	15	.603	2,136	14
2010	282	422	9	.668	3,418	19
Totals	795	1,277	46	.623	9,377	58

PASSING YARDS

CAREER

Rk.	Name, Years	Yards
1.	Sam Howell, 2019-21	10,283
2.	T.J. Yates, 2007-10	9,377
3.	Darian Durant, 2001-04	8,755
4.	Bryn Renner, 2010-13	8,221
5.	Marquise Williams, 2012-15	7,965
6.	Ronald Curry, 1998-2001	4,987
7.	Mitch Trubisky, 2014-16	4,762
8.	Jason Stanicek, 1991-94	4,683
9.	Drake Maye, 2021-	4,410
10.	Mike Thomas, 1991-95	4,368
11.	Matt Kupec, 1976-79	3,840
12.	Chris Keldorf, 1996-97	3,795
13.	Mark Maye, 1984, 1986-87	3,459
14.	Kevin Anthony, 1983-85	3,412
15.	Scott Stankavage, 1980-83	3,363
16.	Nathan Elliott, 2016-2018	3,149
17.	Oscar Davenport, 1995-98	3,090
18.	Matt Baker, 2002-05	2,968
19.	Rod Elkins, 1979-82	2,707
20.	Jack Cummings, 1957-59	2,668

SEASON

Rk.	Name, Year	Yards
1.	Drake Maye, 2022	4,321
2.	Mitch Trubisky, 2016	3,748
3.	Sam Howell, 2019	3,641
4.	Sam Howell, 2020	3,586
5.	T.J. Yates, 2010	3,418
6.	Bryn Renner, 2012	3,356
7.	Bryn Renner, 2011	3,086
8.	Marquise Williams, 2015	3,072
9.	Marquise Williams, 2014	3,068
10.	Sam Howell, 2021	3,056

GAME (300 OR MORE YARDS)

Rk.	Name, Opponent, Year	Yards
1.	Sam Howell vs. Wake Forest, 2020	550
2.	Marquise Williams vs. Duke, 2015	494
3.	Mitch Trubisky vs. Pittsburgh, 2016	453
4.	Drake Maye at Wake Forest, 2022	448
5.	Sam Howell at Virginia, 2020	443
6.	T.J. Yates at Florida State, 2010	439
7.	Mitch Trubisky vs. James Madison, 2016	432
8.	Darian Durant at Arizona State, 2002	417

3. DARIAN DURANT

Year	Comp	Att	Int	Pct	Yds	TD
2001	142	223	10	.637	1,843	17
2002	147	248	9	.593	2,123	16
2003	234	389	10	.602	2,551	18
2004	178	299	9	.595	2,238	17
Totals	701	1,159	38	.605	8,755	68

4. BRYN RENNER

Year	Comp	Att	Int	Pct	Yds	TD
2010	1	2	0	.500	14	0
2011	239	350	13	.683	3,086	26
2012	276	422	7	.654	3,356	28
2013	152	231	5	.658	1,765	10
Totals	668	1,005	25	.665	8,221	64

5. MARQUISE WILLIAMS

Year	Comp	Att	Int	Pct	Yds	TD
2012	10	17	0	.588	127	1
2013	126	217	6	.581	1,698	15
2014	270	428	9	.631	3,068	21
2015	219	357	10	.613	3,072	24
Totals	625	1,019	25	.613	7,965	61

9.	Chris Keldorf at Texas Christian, 1997	415
10.	T.J. Yates vs. LSU, 2010	412
11.	T.J. Yates vs. NC State, 2010	411
12.	Marquise Williams vs. Old Dominion, 2013	409
13.	Mark Maye at Georgia Tech, 1987	406
14.	Mitch Trubisky at Florida State, 2016	405
15.	Sam Howell at NC State, 2019	401
16.	Marquise Williams vs. Georgia Tech, 2014	390
17.	Ronald Curry vs. Georgia Tech, 2000	388
	Drake Maye vs. Pittsburgh, 2022	388
19.	Drake Maye at Duke, 2022	380
20.	Sam Howell at Georgia Tech, 2019	376
21.	Sam Howell at Florida State, 2020	374
22.	Bryn Renner vs. East Carolina, 2013	366
23.	Bryn Renner at Louisville, 2012	363
	Drake Maye vs. Virginia Tech, 2022	363
25.	Darian Durant vs. Wake Forest, 2001	361
26.	Oscar Davenport at Georgia Tech, 1997	360
27.	Bryn Renner vs. NC State, 2012	358
28.	Sam Howell vs. Virginia, 2019	353
29.	Sam Howell vs. Georgia State, 2021	352
	Drake Maye at Appalachian State, 2022	352
31.	Bryn Renner vs. Georgia Tech, 2012	350
32.	Sam Howell at Virginia Tech, 2019	348
33.	Marquise Williams at Clemson, 2014	345
34.	T.J. Yates at East Carolina, 2007	344
35.	Sam Howell at Notre Dame, 2021	341
36.	Chris Keldorf vs. Maryland, 1996	340
37.	T.J. Yates vs. Virginia, 2007	339
	Bryn Renner vs. Middle Tennessee, 2013	339
39.	Bryn Renner vs. Wake Forest, 2011	338
40.	Matt Baker vs. Maryland, 2005	335
41.	Mitch Trubisky vs. Georgia Tech, 2016	329
42.	T.J. Yates at Virginia, 2010	325
43.	Darian Durant at NC State, 2003	323
	Sam Howell vs. Appalachian State, 2019	323
45.	Chris Keldorf at Houston, 1996	322
	Sam Howell at Pittsburgh, 2019	322
47.	Bryn Renner vs. ECU, 2012	321
	Nathan Elliott at Syracuse, 2018	321
	Sam Howell vs. Duke, 2021	321
50.	Mark Maye at Duke, 1986	319
51.	Bryn Renner vs. Missouri, 2011	317
52.	Mark Maye vs. Maryland, 1986	316
	Darian Durant vs. Syracuse, 2003	316
54.	Chris Keldorf vs. NC State, 1996	315
	Bryn Renner at Virginia, 2012	315
56.	Ronald Curry vs. Clemson, 2000	314

57.	Nathan Elliott vs. Pittsburgh, 2018	313
58.	Todd Burnett vs. Maryland, 1990	312
	Mitch Trubisky vs. Delaware, 2015	312
60.	Mark Maye vs. NC State, 1986	311
61.	Mitch Trubisky at Virginia, 2016	310
62.	Drake Maye at Miami, 2022	309
63.	Nathan Elliott vs. Western Carolina, 2018	308
64.	Sam Howell vs. Virginia, 2021	307
65.	Sam Howell at Georgia Tech, 2021	306
66.	Bryn Renner vs. Maryland, 2012	305
67.	Ronald Curry at Stanford, 1998	304
68.	Marquise Williams at Notre Dame, 2014	303
69.	Kevin Anthony vs. LSU, 1985	302
70.	Drake Maye vs. Notre Dame, 2022	301

CAREER 200-YARD GAMES

Rk.	Name, Years	Games
1.	Sam Howell, 2019-21	32
2.	Bryn Renner, 2010-13	25
3.	T.J. Yates, 2007-10	24
4.	Darian Durant, 2001-04	21
5.	Marquise Williams, 2012-15	20

SINGLE-SEASON 200-YARD GAMES

Rk.	Name, Years	Games
1.	Drake Maye, 2022	14
2.	Sam Howell, 2020	12
3.	Bryn Renner, 2011	10
	Bryn Renner, 2012	10
	Marquise Williams, 2015	10
	Mitch Trubisky, 2016	10
	Sam Howell, 2019	10
	Sam Howell, 2021	10

CAREER 300-YARD GAMES

Rk.	Name, Years	Games
1.	Sam Howell, 2019-21	14
2.	Bryn Renner, 2010-13	10
3.	Drake Maye, 2021-	7
4.	T.J. Yates, 2007-10	6
	Mitch Trubisky, 2014-16	6

SINGLE-SEASON 300-YARD GAMES

Rk.	Name, Years	Games
1.	Drake Maye, 2022	7
2.	Bryn Renner, 2012	6
	Sam Howell, 2019	6
4.	Mitch Trubisky, 2016	5
	Sam Howell, 2021	5

CAREER 400-YARD GAMES

Rk.	Name, Years	Games
1.	T.J. Yates, 2007-10	3
	Mitch Trubisky, 2014-16	3
	Sam Howell, 2019-21	3
4.	Marquise Williams, 2012-15	2
5.	Mark Maye, Chris Keldorf, Darian Durant, Drake Maye	1 Each

SINGLE-SEASON 400-YARD GAMES

Rk.	Name, Years	Games
1.	T.J. Yates, 2010	3
	Mitch Trubisky, 2016	3
3.	Sam Howell, 2020	2
4.	Mark Maye in 1987, Chris Keldorf in 1997, Darian Durant in 2002, Marquise Williams in 2013 and 2015, Sam Howell in 2019 and Drake Maye in 2022	1



PASSING RECORDS

PASSING TOUCHDOWNS

CAREER

Rk.	Name, Years	TDs
1.	Sam Howell, 2019-21	.92
2.	Darian Durant, 2001-04	.68
3.	Bryn Renner, 2010-13	.64
4.	Marquise Williams, 2012-15	.61
5.	T.J. Yates, 2007-10	.58
6.	Mitch Trubisky, 2014-16	.41
7.	Drake Maye, 2021-	.39
8.	Chris Keldorf, 1996-97	.35
9.	Matt Kupec, 1976-79	.33
10.	Scott Stankavage, 1980-83	.30

SEASON

Rk.	Name, Year	TDs
1.	Sam Howell, 2019	.38
	Drake Maye, 2022	.38
3.	Mitch Trubisky, 2016	.30
	Sam Howell, 2020	.30
5.	Bryn Renner, 2012	.28
6.	Bryn Renner, 2011	.26
7.	Marquise Williams, 2015	.24
	Sam Howell, 2021	.24
9.	Chris Keldorf, 1996	.23
10.	Marquise Williams, 2014	.21

GAME

Rk.	Name, Opponent, Year	TDs
1.	Sam Howell vs. Wake Forest, 2020	6
2.	Kevin Anthony vs. Wake Forest, 1985	5
	Darian Durant at Arizona State, 2002	5
	Bryn Renner at Louisville, 2012	5
	Bryn Renner vs. Maryland, 2012	5
	Marquise Williams vs. Old Dominion, 2013	5
	Mitch Trubisky vs. Pittsburgh, 2016	5
	Sam Howell at Virginia Tech, 2019	5
	Sam Howell vs. Virginia, 2021	5
	Drake Maye vs. Florida A&M, 2022	5
	Drake Maye vs. Notre Dame, 2022	5
	Drake Maye vs. Pittsburgh, 2022	5

COMPLETIONS

CAREER (300 OR MORE COMPLETIONS)

Rk.	Name, Years	Comp.
1.	T.J. Yates, 2007-10	.795
2.	Sam Howell, 2019-21	.713
3.	Darian Durant, 2001-04	.701
4.	Bryn Renner, 2010-13	.668
5.	Marquise Williams, 2012-15	.625
6.	Mitch Trubisky, 2014-16	.386
7.	Jason Stanicek, 1991-94	.372
8.	Drake Maye, 2021-	.349
9.	Ronald Curry, 1998-2001	.345
10.	Matt Kupec, 1976-79	.305
	Chris Keldorf, 1996-97	.305
12.	Mike Thomas, 1991-95	.302

SEASON (200 OR MORE COMPLETIONS)

Rk.	Name, Year	Comp.
1.	Drake Maye, 2022	.342
2.	Mitch Trubisky, 2016	.304
3.	T.J. Yates, 2010	.282
4.	Bryn Renner, 2012	.276
5.	Marquise Williams, 2014	.270
6.	Sam Howell, 2019	.259
7.	Bryn Renner, 2011	.239
8.	Sam Howell, 2020	.237
9.	Darian Durant, 2003	.234
10.	Marquise Williams, 2015	.219
11.	T.J. Yates, 2007	.218
12.	Sam Howell, 2021	.217
13.	T.J. Yates, 2009	.214
14.	Chris Keldorf, 1996	.201
	Nathan Elliott, 2018	.201

GAME (30 OR MORE COMPLETIONS)

Rk.	Name, Opponent, Year	Comp.
1.	Marquise Williams vs. Georgia Tech, 2014	.38
2.	Mitch Trubisky vs. Pittsburgh, 2016	.35
3.	Nathan Elliott at Syracuse, 2018 (2OT)	.34
	Drake Maye vs. Pittsburgh, 2022	.34
5.	T.J. Yates vs. NC State, 2010	.33
	Mitch Trubisky at Miami, 2016	.33
	Sam Howell at Georgia Tech, 2019	.33
8.	Sam Howell vs. Wake Forest, 2020	.32
9.	Kevin Anthony vs. LSU, 1985	.31
	Darian Durant vs. Syracuse, 2003 (3OT)	.31
	Mitch Trubisky at Florida State, 2016	.31
	Drake Maye at Wake Forest, 2022	.31
13.	Bryn Renner vs. NC State, 2012	.30

ATTEMPTS

CAREER

Rk.	Name, Years	Attempts
1.	T.J. Yates, 2007-10	1,277
2.	Darian Durant, 2001-04	1,159
3.	Sam Howell, 2019-21	1,177
4.	Marquise Williams, 2012-15	1,019
5.	Bryn Renner, 2010-13	1,005
6.	Ronald Curry, 1998-2001	.695
7.	Jason Stanicek, 1991-94	.622
8.	Mike Thomas, 1991-95	.573
9.	Mitch Trubisky, 2014-16	.572
10.	Matt Kupec, 1976-79	.552

SEASON

Rk.	Name, Year	Attempts
1.	Drake Maye, 2022	517
2.	Mitch Trubisky, 2016	.447
3.	Marquise Williams, 2014	.428
4.	T.J. Yates, 2010	.422
	Bryn Renner, 2012	.422
	Sam Howell, 2019	.422
7.	Darian Durant, 2003	.389
8.	T.J. Yates, 2007	.365
9.	Marquise Williams, 2015	.357
10.	T.J. Yates, 2009	.355

GAME

Rk.	Name, Opponent, Year	Attempts
1.	Kevin Anthony vs. LSU, 1985	.53
2.	Nathan Elliott at Syracuse, 2018 (2OT)	.52
3.	Sam Howell at Georgia Tech, 2019	.51
4.	Jeff Beaver vs. Duke, 1966	.50
5.	Sam Howell at Virginia Tech, 2019 (6OT)	.49
	Drake Maye at Wake Forest, 2022	.49
	Drake Maye vs. NC State, 2022	.49
8.	Bryn Renner vs. NC State, 2012	.47
	Marquise Williams vs. Georgia Tech, 2014	.47
10.	T.J. Yates vs. LSU, 2010 in Atlanta	.46
	Bryn Renner vs. East Carolina, 2013	.46
	Mitch Trubisky vs. Pittsburgh, 2016	.46
	Mitch Trubisky at Miami, 2016	.46

COMPLETION PERCENTAGE

CAREER (MIN. 200 ATTEMPTS)

Rk.	Name, Years	Pct.
1.	Mitch Trubisky, 2014-16	.675
2.	Bryn Renner, 2010-13	.665
3.	Drake Maye, 2021-	.662
4.	Sam Howell, 2019-21	.638
5.	T.J. Yates, 2007-10	.623
6.	Marquise Williams, 2012-15	.613
7.	Darian Durant, 2001-04	.605
8.	Oscar Davenport, 1995-98	.599
9.	Jason Stanicek, 1991-94	.598
10.	Chris Keldorf, 1996-97	.588

SEASON (MIN. 100 ATTEMPTS)

Rk.	Name, Year	Comp-Att.	Pct.
1.	Chris Kupec, 1974	104-150	.693
2.	Bryn Renner, 2011	239-350	.683
3.	Sam Howell, 2020	237-348	.681
4.	Mitch Trubisky, 2016	304-447	.680

5.	T.J. Yates, 2010	282-422	.668
6.	Drake Maye, 2022	342-517	.662
7.	Bryn Renner, 2013	152-231	.658
8.	Bryn Renner, 2012	276-422	.654
9.	Jason Stanicek, 1993	139-217	.641
10.	Darian Durant, 2001	142-223	.637

PASSING EFFICIENCY

CAREER

Rk.	Name, Years	Rating
1.	Sam Howell, 2019-21	164.20
2.	Chris Kupec, 1972-74	160.09
3.	Drake Maye, 2021-	158.30
4.	Mitch Trubisky, 2014-16	157.57
5.	Bryn Renner, 2010-13	151.22
6.	Marquise Williams, 2012-15	141.84
7.	Chris Keldorf, 1996-97	137.05
8.	Darian Durant, 2001-04	136.74
9.	Oscar Davenport, 1995-98	132.21
10.	T.J. Yates, 2007-10	131.72

SEASON (MIN. 100 ATTEMPTS)

Rk.	Name, Year	Rating
1.	Sam Howell, 2020	179.1
2.	Chris Kupec, 1974	174.3
3.	Sam Howell, 2019	160.3
4.	Bryn Renner, 2011	159.4
5.	Mitch Trubisky, 2016	157.9
	Drake Maye, 2022	157.9
7.	Sam Howell, 2021	154.2
8.	T.J. Yates, 2008	153.6
9.	Bryn Renner, 2012	150.8
10.	Marquise Williams, 2015	150.2

GAME

Rk.	Name, Year	Rating
1.	Mitch Trubisky vs. Delaware, 2015	282.0
2.	Jason Stanicek vs. Maryland, 1993	263.48



Longtime NFL assistant coach Ronald Curry passed for 4,987 yards from 1998-2001.

PASSING RECORDS



MISCELLANEOUS PASSING RECORDS

SINGLE-GAME TEAM PASSING BESTS

Most Pass Attempts: 54 vs. LSU, 1985, at Syracuse, 2018 (20T)
Most Passes Attempted, Both Teams: 106 at Syracuse, 2018 (20T) (UNC 54, Syracuse 52)
Most Consecutive Passes Attempted Without a Rushing Play: 17 at Maryland, 1989
Fewest Passes Attempted: 0 vs. Navy, 1957
Fewest Pass Attempts, Both Teams: 1 vs. Virginia Tech, 1938 (1 by UNC, 0 by Virginia Tech)
Most Passes Completed: 38 vs. Georgia Tech, 2014
Most Passes Completed, Both Teams: 62 at Syracuse, 2018 (20T) (UNC 34, Syracuse 28)
Fewest Passes Completed: 0 vs. Duke, 1932; vs. Virginia Tech, 1938; vs. Wake Forest, 1942; vs. Penn State, 1943; vs. NC State, 1955; vs. Navy, 1957
Fewest Passes Completed, Both Teams: 0 vs. Wake Forest, 1942
Highest Percentage Completed (Min. 20 Att.): 95.7 vs. James Madison, 2011 (22 of 23)
Best Perfect Game: 11-11 vs. William & Mary, 1991
Most Pass Attempts Without an Interception: 53 at NC State, 2003
Most Passes Had Intercepted: 8 vs. Vanderbilt, 1932; at Duke, 1933
Most Yards Gained: 550 vs. Wake Forest, 2020
Most Yards Gained, Both Teams: 979 vs. Wake Forest, 2020 (UNC 550, Wake Forest 429)
Fewest Yards Gained: -7 at Penn, 1943
Fewest Yards Gained, Both Teams: -13 at Penn, 1943 (-7 by UNC, -6 by Penn)
Most Yards Per Attempt (Min. 30 Att.): 14.0 vs. James Madison, 2016 (33 for 462)
Most Yards Gained Per Completion (Min. 15 Comp.): 22.82 vs. Georgia Tech, 2000 (17 for 388)

SINGLE-GAME YARDAGE LEADERS BY CLASS

Freshman: 401 by Sam Howell at NC State, 2019
Sophomore: 550 by Sam Howell vs. Wake Forest, 2020
Junior: 453 by Mitch Trubisky vs. Pittsburgh, 2016
Senior: 524 by Marquise Williams vs. Duke, 2015

SINGLE-SEASON TEAM BESTS

Most Yards: 4,330 in 2022
Most Yards Gained Per Game: 309.3 in 2022 (4,330 in 14)
Highest Average Gain Per Attempt: 10.1 in 2020 (357 for 3,617)
Highest Average Gain Per Completion: 18.1 in 1946 (35 for 633)
Most Pass Attempts: 526 in 2022
Most Pass Attempts Per Game: 39.2 in 2014 (509 in 13)
Most Passes Completed: 344 in 2022
Most Completions Per Game: 24.6 in 2022 (344 in 14)
Highest Percentage Completed (Min. 150 Atts.): 68.3 in 2020 (244 of 357)
Fewest Interceptions: 6 in 1974, 1996, 2016
Lowest Pct. Intercepted (Min. 150 Atts.): 1.31 in 2016 (6 of 459)
Most Touchdown Passes: 39 in 2019
Most Touchdown Passes Per Game: 3.0 in 2019 (39 in 13)
Fewest Touchdown Passes: 0 in 1944

SINGLE-SEASON YARDAGE LEADERS BY CLASS

Freshman: 3,641 by Sam Howell, 2019
Sophomore: 4,321 by Drake Maye, 2022
Junior: 3,748 by Mitch Trubisky, 2016
Senior: 3,418 by T.J. Yates, 2010

MOST PASSES ATTEMPTED

Game: 53 by Kevin Anthony vs. LSU, 1985 (completed 31)
Season: 517 by Drake Maye, 2022 (completed 342)
Career: 1,277 by T.J. Yates, 2007-10 (completed 795)

MOST PASSES COMPLETED

Quarter: 18 by Mitch Trubisky vs. Pittsburgh, 2016 (4th)
Half: 23 by Marquise Williams vs. Georgia Tech, 2014 (2nd)
Game: 38 by Marquise Williams vs. Georgia Tech, 2014 (47 attempts)

Season: 342 by Drake Maye, 2022 (517 attempts)
Career: 795 by T.J. Yates, 2007-10 (1,277 attempts)
MOST PASSES COMPLETED PER GAME
Season: 24.4 by Drake Maye, 2022 (244 in 14)
Career: 20.2 by Bryn Renner, 2010-13 (668 in 33)

MOST PASSES COMPLETED AS A FRESHMAN

Game: 33 by Sam Howell at Georgia Tech, 2019 (51 attempts)
Season: 259 by Sam Howell, 2019 (422 attempts)

MOST PASSES COMPLETED ON FOURTH DOWN

Season: 13 by Drake Maye, 2022; 10 by T.J. Yates in 2010

MOST COMPLETIONS TWO, THREE & FOUR CONSECUTIVE GAMES

2 Games: 66 by Mitch Trubisky, 2016 (35 vs. Pittsburgh, 31 at Florida State)
3 Games: 91 by Drake Maye, 2022 (34 vs. Pittsburgh, 26 at Virginia, 31 at Wake Forest)
4 Games: 119 by Drake Maye, 2022 (34 vs. Pittsburgh, 26 at Virginia, 31 at Wake Forest and 28 at Duke)

HIGHEST PERCENTAGE OF PASSES COMPLETED

Game: (Min. 15 comp.) 95.7 by Bryn Renner vs. James Madison, 2011 (22 of 23)
Season: (Min. 150 atts.) 69.3 by Chris Kupec, 1974 (104 of 150)
(Min. 200 atts.) 68.3 by Bryn Renner, 2011 (239 of 350)
Career: (Min. 200 atts.) 67.5 by Mitch Trubisky, 2014-16 (386 of 572)

MOST PASSES HAD INTERCEPTED

Game: 6 by Chuckie Burnette vs. Duke, 1989
Season: 19 by Mike Thomas, 1995
Career: 46 by T.J. Yates, 2007-10

LOWEST PERCENTAGE OF PASSES HAD INTERCEPTED

Season: (Min. 100 atts.) 1.34 by Mitch Trubisky, 2016 (6 of 447)
Career: (Min. 200 atts.) 1.33 by Drake Maye, 2021- (7 of 527)

MOST YARDS GAINED

Quarter: 261 by T.J. Yates vs. LSU in Atlanta, 2010 (4th)
Half: 404 by Marquise Williams vs. Duke, 2015 (1st)
Game: 550 by Sam Howell vs. Wake Forest, 2020
Season: 4,321 by Drake Maye, 2022
Career: 10,283 by Sam Howell, 2019-21

MOST YARDS GAINED, TWO, THREE & FOUR CONSECUTIVE GAMES

2 Games: 885 by Mitch Trubisky, 2016 (432 vs. James Madison, 453 vs. Pittsburgh)
3 Games: 1,290 by Mitch Trubisky, 2016 (432 vs. James Madison, 453 vs. Pittsburgh, 405 at Florida State)
4 Games: 1,555 by Mitch Trubisky, 2016 (265 at Illinois, 432 vs. James Madison, 453 vs. Pittsburgh, 405 at Florida State)

MOST YARDS GAINED BY A FRESHMAN

Game: 401 by Sam Howell at NC State, 2019
Season: 3,641 by Sam Howell, 2019

MOST YARDS GAINED IN OPENING GAME OF SEASON

412 by T.J. Yates vs. LSU in Atlanta, 2010

MOST YARDS GAINED PER ATTEMPT

Game: (Min. 15 atts.) 16.9 by Jason Stanicek vs. Maryland, 1993 (17 for 288); (Min. 25 atts.) 16.0 by Mitch Trubisky vs. James Madison, 2016 (27 for 432)
Season: (Min. 100 atts.) 10.3 by Sam Howell, 2020 (348 for 3586)
Career: (Min. 150 atts.) 9.2 by Sam Howell, 2019-21 (1,117 for 10,283)

MOST CONSECUTIVE PASSES COMPLETED

One Game: 18 by Mitch Trubisky vs. James Madison, 2016
Multiple Games: 30 by Mitch Trubisky, 2016 (last 18 vs. James Madison, first 12 vs. Pittsburgh)



Marquise Williams

MOST YARDS GAINED PER COMPLETION

Game: (Min. 10 comp.) 27.2 by Mike Thomas at Duke, 1992 (11 for 299)
(Min. 20 comp.) 21.5 by Marquise Williams vs. Duke, 2015 (23 for 494)
Season: (Min. 100 comp.) 15.1 by Sam Howell, 2020 (237 for 3,586)
Career: (Min. 100 comp.) 15.7 by Jack Cummings, 1957-59 (170 for 2668); (Min. 200 comp.) 14.46 by Mike Thomas, 1991-95 (302 for 4368); 14.45 by Ronald Curry, 1998-2001 (345 for 4987)

MOST PASSES ATTEMPTED WITHOUT AN INTERCEPTION

Game: 52 by Nathan Elliott at Syracuse (20T), 2018

MOST CONSECUTIVE PASS ATTEMPTS WITHOUT AN INTERCEPTION

Season: 219 by Nathan Elliott, 2018
Career: 243 by Mitch Trubisky, 2015-16

MOST CONSECUTIVE GAMES THROWING A TOUCHDOWN PASS

1. Sam Howell, 2019-21	37
2. Matt Kupec, 1978-79	13
3. Bryn Renner, 2012-12	11
4. Darian Durant, 2003-04	10
Drake Maye, 2022	10

*Note: Kupec threw a touchdown in the Gator Bowl versus Michigan before bowl game stats were official.

MOST CONSECUTIVE GAMES THROWING MULTIPLE TOUCHDOWN PASSES

1. Sam Howell, 2019	13
2. Drake Maye, 2022	10
3. Matt Kupec, 1979	6
Sam Howell, 2021	6
5. Chris Keldorf, 1996	5

MOST TOUCHDOWN PASSES BY A FRESHMAN

Game: 5 by Sam Howell at Georgia Tech, 2019
Season: 38 by Sam Howell, 2019

MOST TOUCHDOWN PASSES IN FIRST CAREER START

1. Drake Maye vs. Florida A&M, 2022	5
-------------------------------------	---

MOST TOUCHDOWN PASSES IN FIRST TWO CAREER STARTS

1. Drake Maye, 5 vs. Florida A&M, 4 vs. App State	9
---	---

LONGEST PASS PLAY

97 yards from T.J. Yates to Jheranie Boyd vs. LSU, 2010 (TD) in Atlanta

LONGEST PASS PLAY IN KENAN STADIUM BY UNC PLAYER

91 yards from Marquise Williams to Mack Hollins vs. San Diego State, 2014 (TD)

HIGHEST PASSING EFFICIENCY RATING

Game: (Min. 15 att.) 282.0 by Mitch Trubisky vs. Delaware, 2015; 263.48 by Jason Stanicek vs. Maryland, 1993
Season: (Min. 100 att.) 179.09 by Sam Howell, 2020
Career: (Min. 150 att.) 164.2 by Sam Howell, 2019-21

MOST WINS BY A STARTING QUARTERBACK

24 by Matt Kupec, 1976-79; by Jason Stanicek, 1991-94

MOST YARDS GAINED VS. ONE OPPONENT IN A CAREER

1,048 by T.J. Yates vs. NC State, 2007-10 (241 in 2007, 116 in 2008, 280 in 2009, 411 in 2010)



PASSING RECORDS

TEAM SINGLE-GAME PASSING HIGHS & LOWS

SINGLE-GAME HIGHS, CAROLINA COMPLETIONS

38 vs. Georgia Tech, 2014
 34 at Syracuse, 2018 (2OT)
 34 vs. Pittsburgh, 2022
 33 at Georgia Tech, 2019
 33 vs. NC State, 2010
 32 vs. NC State, 2003
 32 vs. Syracuse, 2003 (3OT)
 32 vs. Miami, 2013
 32 vs. Wake Forest 2020

SINGLE-GAME LOWS, CAROLINA COMPLETIONS

0 at Duke, 1932
 0 vs. Virginia Tech, 1938
 0 vs. Wake Forest, 1942
 0 vs. Penn State, 1943
 0 at NC State, 1955
 0 vs. Navy, 1957
 1 on 19 occasions, last: vs. Wake Forest, 1971

SINGLE-GAME HIGHS, CAROLINA PASSING ATTEMPTS

54 vs. LSU, 1985
 53 at NC State, 2003
 52 at Syracuse, 2018 (2OT)
 51 at Georgia Tech, 2019
 50 vs. Duke, 1966
 50 at FSU, 2002

SINGLE-GAME LOWS, CAROLINA PASSING ATTEMPTS

0 vs. Navy, 1957
 1 at Virginia, 1938
 1 vs. Virginia Tech, 1938
 1 at Richmond, 1941
 1 at Penn, 1943

SINGLE-GAME HIGHS, CAROLINA PASSING YARDS

550 vs. Wake Forest, 2020
 537 vs. Duke, 2015
 469 at NC State, 2003
 462 vs. James Madison, 2016
 453 vs. Pittsburgh, 2016
 448 at Wake Forest, 2022
 443 at Virginia, 2020
 440 at NC State, 2019
 439 at Florida State, 2010
 417 at Arizona State, 2002

SINGLE-GAME LOWS, CAROLINA PASSING YARDS

-7 at Penn, 1943
 0 at Duke, 1932

0 vs. Virginia Tech, 1938
 0 vs. Wake Forest, 1942
 0 at NC State, 1955
 0 vs. Navy, 1957

SINGLE-GAME HIGHS, OPPONENT PASS COMPLETIONS

42 at Miami, 2022
 40 by Virginia, 2021
 37 at Boston College, 2020
 36 by Wake Forest, 1993
 34 by Maryland, 1993
 34 by Arizona State, 2003
 34 by East Carolina, 2010
 33 by Duke, 1989
 33 at Duke, 1994
 33 by Virginia, 2001

SINGLE-GAME LOWS, OPPONENT PASS COMPLETIONS

0 on 18 occasions, last at Oklahoma, 1980

SINGLE-GAME HIGHS, OPPONENT PASS ATTEMPTS

59 by Arizona State, 2003
 58 at Maryland, 1992
 57 at Duke, 1994
 57 by Virginia, 2021
 57 by Miami, 2022

SINGLE-GAME LOWS, OPPONENT PASS ATTEMPTS

0 by Virginia Tech, 1938
 1 by Wake Forest, 1932
 1 by VMI, 1935
 2 by Georgia, 1931
 2 by Wake Forest, 1942
 2 at Duke, 1943 (1st game)
 2 at Oklahoma, 1980
 2 by Georgia Tech, 2018

SINGLE-GAME HIGHS, OPPONENT PASSING YARDS

553 by Virginia, 2021
 496 at Miami, 2022
 479 by Duke, 1989
 474 at Arizona State, 2002
 446 at East Carolina, 2014

SINGLE-GAME LOWS, OPPONENT PASSING YARDS

-6 by Penn, 1943
 0 on 18 occasions, last time: Oklahoma, 1980

SINGLE-GAME HIGHS, CAROLINA PASSING TDs

6 vs. Wake Forest, 2020
 5 on 14 occasions, last time: Pitt, 2022

*Bryn Renner (2010-2013)
 has the fourth-most
 passing yards in UNC
 history.*



LONGEST PASS PLAYS (*Denotes Touchdowns)

Rk.	Year	Passer	Receiver	Opponent	Yards	Notes
1.	2010	T.J. Yates	Jheranie Boyd	LSU in Atlanta	*97	
2.	1987	Mark Maye	Randy Marriott	at Georgia Tech	*93	longest in an ACC game
3.	2014	+Marquise Williams	Mack Hollins	San Diego State	*91	+ longest pass play by UNC in Kenan Stadium history
4.	2015	Marquise Williams	Ryan Switzer	Duke	*89	
5.	1995	^Mike Thomas	L.C. Stevens	Arkansas (CarQuest Bowl)	*87	^ longest in a UNC bowl game
	2005	Matt Baker	Derelle Mitchell	at Georgia Tech	*87	
	2020	Sam Howell	Dyami Brown	at Miami	87	longest non-scoring pass play
8.	1943	Billy Myers	Eddie Bryant	at Duke (1st game)	*84	
9.	2006	Joe Dailey	Hakeem Nicks	at Duke	*83	
10.	1985	Kevin Anthony	Earl Winfield	at Navy	*82	
	1986	Mark Maye	Randy Marriott	at Duke	*82	
	2010	T.J. Yates	Dwight Jones	Virginia	*81	
13.	1996	Oscar Davenport	L.C. Stevens	at Duke	*80	
	2018	Nathan Elliott	Carl Tucker	Virginia Tech	80	
	2022	Drake Maye	Antoine Green	Notre Dame	*80	
15.	2013	Marquise Williams	Eric Ebron	Duke	79	
16.	1929	Phil Jackson	Yank Spaulding	at Maryland	*78	
	2000	Ronald Curry	Kory Bailey	Georgia Tech	*78	
	2012	Bryn Renner	Giovani Bernard	Georgia Tech	*78	
19.	2002	#Darian Durant	Sam Aiken	at Virginia	*77	# longest touchdown pass by a UNC freshman QB
20.	1931	Bill Croom	Rip Slusser	at NC State	*76	
	1968	Gayle Bomar	Tony Blanchard	at Wake Forest	*76	
	1996	Chris Keldorf	L.C. Stevens	Maryland	*76	
	2003	Matt Baker	Adarius Bowman	at NC State	*76	
	2021	Sam Howell	Antoine Green	at Pittsburgh	*76	



TOP FIVE CAREER RECEIVING LEADERS (based on receptions)

1. RYAN SWITZER, Wide Receiver

Year	Catches	Yards	Average	TD
2013	32	341	10.7	3
2014	61	757	12.4	4
2015	55	697	12.7	6
2016	96	1,112	11.6	6
Totals	244	2,907	11.9	19

2. QUINSHAD DAVIS, Wide Receiver

Year	Catches	Yards	Average	TD
2012	61	776	12.7	5
2013	48	730	15.2	10
2014	41	470	11.5	6
2015	55	638	11.6	4
Totals	205	2,614	12.8	25

3. JOSH DOWNS, Wide Receiver

Year	Catches	Yards	Average	TD
2020	7	119	17.0	3
2021	101	1,335	13.2	8
2022	94	1,029	10.9	11
Totals	202	2,483	12.3	22

4. DAZZ NEWSOME, Wide Receiver

Year	Catches	Yards	Average	TD
2017	18	227	12.6	0
2018	44	506	11.5	2
2019	72	1,018	14.1	10
2020	54	684	12.7	6
Totals	188	2,435	13.0	18

*5. HAKEEM NICKS, Wide Receiver

Year	Catches	Yards	Average	TD
2006	39	660	16.9	4
2007	74	958	12.9	5
2008	68	1,222	18.0	12
Totals	181	2,840	15.7	21

RECEPTIONS

CAREER (150 OR MORE)

Rk.	Name, Years	Rec.
1.	Ryan Switzer, 2013-16	244
2.	Quinshad Davis, 2012-15	205
3.	Josh Downs, 2020-22	202
4.	Dazz Newsome, 2017-20	188
5.	Hakeem Nicks, 2006-08	*181
6.	Jarwarski Pollock, 2002-05	177
7.	Erik Highsmith, 2009-12	167
8.	Na Brown, 1995-98	165
9.	Corey Holliday, 1989-93	155
10.	Dwight Jones, 2008-11	152

SEASON

Rk.	Name, Year	Rec.
1.	Josh Downs, 2021	101
2.	Ryan Switzer, 2016	96
3.	Josh Downs, 2022	94
4.	Dwight Jones, 2011	85
5.	Hakeem Nicks, 2007	74
6.	Dazz Newsome, 2019	72
7.	Jarwarski Pollock, 2003	71
8.	Sam Aiken, 2002	68
	Hakeem Nicks, 2008	*68
10.	Greg Little, 2009	62
	Dwight Jones, 2010	62
	Eric Ebron, 2013	62

GAME

Rk.	Name, Opponent, Year	Rec.
1.	Charlie Carr vs. Air Force, 1966	16
	Quinshad Davis at Virginia, 2012	16
	Ryan Switzer vs. Pittsburgh, 2016	16
4.	Josh Downs at Virginia, 2022	15
5.	Ryan Switzer at Florida State, 2016	14
6.	Ryan Switzer vs. NC State, 2016	13
7.	Bud Phillips vs. Virginia, 1966	12
8.	Earl Winfield vs. LSU, 1985	11
	Leon Johnson vs. Duke, 1995	11
	Jarwarski Pollock at NC State, 2003	11
	Brooks Foster vs. Rutgers, 2006	11
	Dwight Jones at Duke, 2010	11
	Dazz Newsome at Pitt, 2019 (OT)	11
	Josh Downs vs. Miami, 2021	11
	Josh Downs at Duke, 2022	11
	Josh Downs at Wake Forest, 2022	11

RECEIVING YARDS

CAREER (2,000 OR MORE YARDS)

Rk.	Name, Years	Yards
1.	Ryan Switzer, 2013-16	2,907
2.	Hakeem Nicks, 2006-08	*2,840
3.	Quinshad Davis, 2012-15	2,614
4.	Josh Downs, 2020-22	2,483
5.	Corey Holliday, 1989-93	2,447

6.	Dazz Newsome, 2017-20	2,435
7.	Octavus Barnes, 1994-97	2,398
8.	Dyami Brown, 2018-20	2,306
9.	Sam Aiken, 1999-2002	2,195
10.	Dwight Jones, 2008-11	2,163
11.	Na Brown, 1995-98	2,086
	Erik Highsmith, 2009-12	2,086
13.	Bug Howard, 2013-16	2,048
14.	L.C. Stevens, 1995-98	2,002

SEASON

Rk.	Name, Year	Yards
1.	Josh Downs, 2021	1,335
2.	Hakeem Nicks, 2008	*1,222
3.	Dwight Jones, 2011	1,196
4.	Ryan Switzer, 2016	1,112
5.	Dyami Brown, 2020	1,099
6.	Dyami Brown, 2019	1,034
7.	Josh Downs, 2022	1,029
8.	Dazz Newsome, 2019	1,018
9.	Sam Aiken, 2002	990
10.	Eric Ebron, 2013	973
11.	Octavus Barnes, 1995	970
12.	Hakeem Nicks, 2007	958
13.	Dwight Jones, 2010	946
14.	Na Brown, 1998	897
15.	Corey Holliday, 1993	867

GAME (150 OR MORE YARDS)

Rk.	Name, Opponent, Year	Yards
1.	Randy Marriott at Georgia Tech, 1987	247
2.	Dyami Brown at Virginia, 2020	240
3.	Dwight Jones at Florida State, 2010	233
4.	Jheranie Boyd vs. LSU in Atlanta, 2010	221
5.	Hakeem Nicks vs. West Virginia, 2008	*217
	(Meineke Car Care Bowl)	
6.	Octavus Barnes vs. Ohio, 1995	211
7.	Ryan Switzer vs. Pittsburgh, 2016	208
8.	Josh Downs vs. Virginia, 2021	203
9.	Dyami Brown vs. Virginia, 2019	202
10.	Eric Ebron vs. Miami, 2013	199
11.	Dwight Jones at Virginia, 2010	198
12.	Chesley Borders at Arizona State, 2002	192
13.	Dazz Newsome vs. Wake Forest, 2020	189
14.	Bucky Brooks at Duke, 1992	185
15.	Antoine Green vs. Pittsburgh, 2022	180
16.	Sam Aiken at Virginia, 2002	179
17.	Anthony Elzy vs. NC State, 2010	178
	Quinshad Davis at Virginia, 2012	178
19.	Sam Aiken vs. Miami of Ohio, 2002	174
20.	Hakeem Nicks at Notre Dame, 2006	171
	Ryan Switzer vs. NC State, 2016	171
22.	Dazz Newsome at Pittsburgh, 2019	170
23.	L.C. Stevens at Clemson, 1997	169
24.	Josh Downs vs. Duke, 2021	168
25.	L.C. Stevens vs. Maryland, 1996	167
26.	Josh Downs at Virginia, 2022	166
27.	Octavus Barnes at Duke, 1994	165

	Mack Hollins vs. Duke, 2015	165
29.	Dyami Brown vs. Wake Forest, 2020	163
30.	Hakeem Nicks at Georgia Tech, 2007	162
31.	Greg Little at NC State, 2009	159
32.	Bob Lacey at Michigan State, 1962	158
	Octavus Barnes at Louisville, 1995	158
	Ryan Switzer at Florida State, 2016	158
35.	Sam Aiken vs. Duke, 2001	156
	Bug Howard at Miami, 2016	156
37.	Josh Downs at Wake Forest, 2022	154
38.	Corey Holliday vs. Navy, 1992	152
39.	Dyami Brown at NC State, 2019	150
	Antoine Green vs. Notre Dame, 2022	150

RECEIVING TOUCHDOWNS

CAREER

Rk.	Name, Years	TDs
1.	Quinshad Davis, 2012-15	25
2.	Josh Downs, 2020-22	22
3.	Hakeem Nicks, 2006-08*	21
	Dyami Brown, 2018-20	21
5.	Mack Hollins, 2013-16	20
6.	Octavus Barnes, 1994-97	19
	Ryan Switzer, 2013-16	19
8.	Art Weiner, 1946-49	18
	Bug Howard, 2013-16	18
	Dazz Newsome, 2017-20	18

SEASON

Rk.	Name, Year	TDs
1.	Hakeem Nicks, 2008*	12
	Dwight Jones, 2011	12
	Dyami Brown, 2019	12
4.	Josh Downs, 2022	11
5.	Quinshad Davis, 2013	10
	Dazz Newsome, 2019	10
7.	Marcus Wall, 1994	9
8.	Mike Chatham, 1979	8
	Mark Smith, 1983	8
	Earl Winfield, 1985	8
	Sam Aiken, 2001	8
	Mack Hollins, 2014	8
	Mack Hollins, 2015	8
	Bug Howard, 2016	8
	Dyami Brown, 2020	8
	Josh Downs, 2021	8

GAME

Rk.	Name, Opponent, Year	TDs
1.	Chesley Borders vs. Arizona State, 2002	4
2.	Charles Waddell at Clemson, 1974	3
	Mark Smith vs. Miami of Ohio, 1983	3
	Earl Winfield vs. Wake Forest, 1985	3
	Randy Marriott at Georgia Tech, 1987	3
	Marcus Wall at Wake Forest, 1994	3
	Octavus Barnes vs. Ohio, 1995	3
	L.C. Stevens vs. Maryland, 1996	3
	Hakeem Nicks vs. Boston College, 2008	3
	Hakeem Nicks vs. West Virginia 2008	
	(Meineke Car Care Bowl)	3
	Dwight Jones vs. Duke, 2011	3
	Mack Hollins vs. Wake Forest, 2015	3
	Dyami Brown vs. Virginia, 2019	3
	Dyami Brown at Virginia, 2020	3
	Josh Downs at Wake Forest, 2022	3

YARDS PER CATCH

CAREER (MINIMUM 80 RECEPTIONS)

Rk.	Name, Years	REC-YDS	... Avg
1.....	Mack Hollins, 2013-16	81-1,667	... 20.6
2.....	Antoine Green, 2018-22	90-1,710	... 19.0
3.....	Dyami Brown, 2018-20	123-2,306	... 18.7
4.....	Octavus Barnes, 1994-97	129-2,398	... 18.6
5.....	Anthony Ratliff-Williams, 2016-18	80-1,340	... 16.8
6.....	L.C. Stevens, 1995-98	120-2,002	... 16.7
7.....	Eric Streater, 1983-86	82-1,364	... 16.6
8.....	Mark Smith, 1980-83	87-1,434	... 16.5
9.....	Art Weiner, 1946-49	106-1,733	... 16.3

*Participation in 2008 season later vacated due to NCAA penalty

SEASON (MINIMUM 25 RECEPTIONS)

Rk.	Name, Years	REC-YDS	Avg
1.	Mack Hollins, 2015	30-745	24.8
2.	Bucky Brooks, 1993	25-574	20.6
3.	Dyami Brown, 2019	51-1,034	20.3
4.	Dyami Brown, 2020	55-1,099	20.0
5.	Antoine Green, 2021	31-612	19.7
6.	Marcus Wall, 1994	29-569	19.6
7.	Brandon Tate, 2007	25-479	19.2
8.	Octavus Barnes, 1994	32-609	19.0
9.	Antoine Green, 2022	43-798	18.6
10.	Eric Lewis, 1987	27-496	18.4

GAME (MIN. FIVE RECEPTIONS)

Rk.	Name, Years	Rec.	Avg
1.	Bucky Brooks at Duke, 1992	5	37.0

MISCELLANEOUS RECEIVING RECORDS

CAREER 100-YARD RECEIVING GAMES

Rk.	Name, Years	Count
1.	Josh Downs, 2020-22	11
2.	Hakeem Nicks, 2006-08*	10
3.	Dwight Jones, 2008-11	9
	Ryan Switzer, 2013-16	9
5.	Octavus Barnes, 1994-97	7

SINGLE SEASON 100-YARD RECEIVING GAMES

Rk.	Name, Years	Count
1.	Josh Downs, 2022	6
2.	Hakeem Nicks, 2008*	5
3.	Dwight Jones, 2011	5
	Josh Downs, 2021	5
5.	Octavus Barnes, 1995	4
	Dwight Jones, 2010	4
	Ryan Switzer, 2016	4
	Dazz Newsome, 2019	4
	Dyami Brown, 2020	4

*Participation in 2008 season later vacated due to NCAA penalty

SINGLE-GAME RECEPTION LEADERS BY CLASS

Freshman: 16 by Quinshad Davis at Virginia, 2012
Sophomore: 11 by Josh Downs vs. Miami, 2021
Junior: 16 by Charlie Carr vs. Air Force, 1966
Senior: 16 by Ryan Switzer vs. Pittsburgh, 2016

SINGLE-SEASON RECEPTION LEADERS BY CLASS

Freshman: 61 by Quinshad Davis, 2012
Sophomore: 101 by Josh Downs, 2021
Junior: 94 by Josh Downs, 2022
Senior: 96 by Ryan Switzer, 2016

MOST CONSECUTIVE GAMES CATCHING A PASS

45 by Corey Holliday (11 games in 1990, 11 in 1991, 11 in 1992 and 12 in 1993)

MOST PASSES CAUGHT BY TWO TEAMMATES

Season: 149 by Ryan Switzer (96) and Bug Howard (53), 2016

TWO PLAYERS WITH 10 OR MORE RECEPTIONS IN A GAME

Josh Downs (11) and Antoine Green (10) vs. Pittsburgh, 2022

MOST PASSES CAUGHT IN CONSECUTIVE GAMES

30 by Ryan Switzer vs. Pittsburgh (16) and at Florida State (14), 2016 (ACC Record)

MOST RECEPTIONS CAUGHT IN THREE CONSECUTIVE GAMES

37 by Josh Downs vs. Pittsburgh (11), at Virginia (15) and at Wake Forest (11), 2022 (ACC Record)

MOST PASSES CAUGHT BY A FRESHMAN

Game: 16 by Quinshad Davis at Virginia, 2012
 Season: 61 by Quinshad Davis, 2012

MOST PASSES CAUGHT BY A RUNNING BACK

Game: 11 by Leon Johnson vs. Duke, 1995
 Season: 54 by Leon Johnson, 1995
 Career: 151 by Leon Johnson, 1993-96

MOST PASSES CAUGHT BY A TIGHT END

Game: 10 by Mike Chatham vs. Wake Forest, 1979
 Season: 62 by Eric Ebron, 2013
 Career: 112 by Eric Ebron, 2011-13

MOST YARDS GAINED BY A FRESHMAN

Game: 178 by Quinshad Davis at Virginia, 2012 (16 receptions)
 Season: 776 by Quinshad Davis, 2012 (61 receptions)

MOST GAMES GAINING 100 YARDS OR MORE

Season: 6 by Josh Downs, 2022 (120 vs. Virginia Tech, 126 at Duke, 102 vs. Pittsburgh, 166 at Virginia, 154 at Wake Forest and 100 vs. Clemson)
 Career: 10 by Josh Downs, 2020-2022 (203 vs. Virginia, 168 vs. Duke, 121 vs. Florida State, 142 at Notre Dame in 2021; 120 vs. Virginia Tech, 126 at Duke, 102 vs. Pittsburgh, 166 at Virginia, 154 at Wake Forest and 100 vs. Clemson in 2022)

MOST CONSECUTIVE 100-YARD GAMES

4 by Octavus Barnes, 1995 (158 at Louisville, 211 vs. Ohio, 107 vs. Virginia, 111 at Georgia Tech)

4 by Josh Downs, 2022 (126 at Duke, 102 vs. Pittsburgh, 166 at Virginia, 154 at Wake Forest)
 3 by Ryan Switzer, 2016 (101 vs. James Madison, 208 vs. Pittsburgh, 158 at Florida State)
 3 by Bug Howard, 2016 (156 at Miami, 109 at Virginia, 120 vs. Georgia Tech)
 3 by Quinshad Davis, 2012 (104 vs. Georgia Tech, 178 at Virginia, 135 vs. Maryland)

MOST TOUCHDOWN PASSES CAUGHT

Game: 4 by Chesley Borders at Arizona State, 2002
 Season: 12 by Hakeem Nicks, 2008; by Dwight Jones, 2011, by Dyami Brown, 2019
 Career: 25 by Quinshad Davis, 2012-15

MOST TOUCHDOWN RECEPTIONS BY A TIGHT END

Career: 10 by Kamari Morales, 2019-22; 9 by Tony Blanchard, 1968-70; 9 by Ken Taylor, 1970-72; 9 by Brandon Fritts, 2015-18; 8 by Mike Chatham 1978-80; 8 by Eric Ebron, 2011-13

TWO PLAYERS GAINING 1,000 YARDS, SAME SEASON

Dyami Brown (1,034) and Dazz Newsome (1,018), 2019

Josh Downs set a UNC career record with 10 games with over 100 yards receiving from 2020-22.





TWO PLAYERS RUSHING FOR 100 YARDS

at Virginia, 1936: Randy Cooner 103, Jim Hutchins 101
Citadel, 1939: George Stirnweiss 169, Jim Lalanne 110
Virginia, 1943 in Norfolk: George Grimes 155, Hosea Rodgers 108
 at Virginia, 1946: Charlie Justice 169, Walt Pupa 128
 at Maryland, 1947: Walt Pupa 135, Charlie Justice 106
Duke, 1948: Charlie Justice 120, Hosea Rodgers 105
Duke, 1964: Eddie Kesler 172, Ken Willard 107
VMI, 1969: Ricky Lanier 174, Don McCauley 133
NC State, 1970: Don McCauley 171, Ike Oglesby 110
VMI, 1970: Don McCauley 127, Ike Oglesby 106
Ohio, 1974: James Betterson 134, Mike Voight 102
Virginia, 1978: Amos Lawrence 131, Chuck Sharpe 100
Cincinnati, 1979: Amos Lawrence 143, Doug Paschal 111
Furman, 1980: Amos Lawrence 119, Kelvin Bryant 105
Georgia Tech, 1980: Kelvin Bryant 112, Amos Lawrence 102
East Carolina, 1980: Amos Lawrence 138, Kelvin Bryant 107
 at Clemson, 1980: Kelvin Bryant 138, Amos Lawrence 112
Duke, 1980: Kelvin Bryant 199, Amos Lawrence 143
Wake Forest, 1981: Tyrone Anthony 224, Bobby Ratliff 158
Arkansas, 1981 (Gator Bowl): Kelvin Bryant 148, Ethan Horton 144
 at Wake Forest, 1982: Tyrone Anthony 179, Kelvin Bryant 142
 at NC State, 1983: Tyrone Anthony 130, Ethan Horton 111
Duke, 1983: Tyrone Anthony 232, Ethan Horton 107
NC State, 1984: William Humes 156, Ethan Horton 122
Maryland, 1991: William Henderson 101, Natrone Means 101
Duke, 1991: Natrone Means 147, Randy Jordan 108
Ohio U., 1993: Leon Johnson 147, Curtis Johnson 144
Maryland, 1993: Curtis Johnson 168, Leon Johnson 101
Wake Forest, 1993: Curtis Johnson 132, Leon Johnson 119
Georgia Tech, 1994: Curtis Johnson 111, Leon Johnson 110
William & Mary, 2004: Ronnie McGill 133, Jacque Lewis 123
East Carolina, 2010: Johnny White 140, Shaun Draughn 137
Illinois, 2015: Elijah Hood 129, Marquise Williams 105
Miami, 2015: Elijah Hood 132, Marquise Williams 101
 at NC State, 2015: Elijah Hood 220, T.J. Logan 100
Virginia Tech, 2020: Michael Carter 214, Javonte Williams 169
NC State, 2020: Javonte Williams 160, Michael Carter 106
 at Miami, 2020: Michael Carter 308, Javonte Williams 236
Virginia, 2021: Ty Chandler (198), Sam Howell (112)
Wake Forest, 2021: Ty Chandler (213), Sam Howell (104)

THREE PLAYERS RUSHING FOR 100 YARDS

Wake Forest, 1983: Tyrone Anthony 157, Eddie Colson 119, Ethan Horton 116.

TWO PLAYERS RUSHING FOR 200 YARDS

at Miami, 2020: Michael Carter 308, Javonte Williams 236

TWO PLAYERS RUSHING FOR 100 YARDS & ANOTHER PASSING FOR 200 YARDS

Georgia Tech, 1980: Kelvin Bryant 112 rush, Amos Lawrence 102 rush, Rod Elkins 201 pass
William & Mary, 2004: Ronnie McGill 133 rush, Jacque Lewis 123 rush, Darian Durant 234 pass
Virginia Tech, 2020: Michael Carter 214 rush, Javonte Williams 169 rush, Sam Howell 257 pass
NC State, 2020: Javonte Williams 160 rush, Michael Carter 106 rush, Sam Howell 252 rush
 at Miami, 2020: Michael Carter 308 rush, Javonte Williams 236 rush, Sam Howell 223 pass
Virginia, 2021: Ty Chandler 198 rush, Sam Howell 112 rush, Sam Howell 307 pass
Wake Forest, 2021: Ty Chandler 213 rush, Sam Howell 104 rush, Sam Howell 216 pass

ONE PLAYER RUSHING FOR 100 YARDS & PASSING FOR 100 YARDS

at Georgia, 1948: Charlie Justice 106 rush and 198 pass
VMI, 1969: Ricky Lanier 174 rush and 136 pass
Illinois, 2015: Marquise Williams 105 rush and 203 pass
 at Georgia Tech, 2015: Marquise Williams 148 rush and 134 pass
Miami, 2015: Marquise Williams 101 rush and 109 pass

ONE PLAYER RUSHING FOR 100 YARDS & PASSING FOR 200 YARDS

Georgia, 1965: Danny Talbott 102 rush and 216 pass
 at Wake Forest, 1968: Gayle Bomar 173 rush and 243 pass
 at Duke, 2000: Ronald Curry 105 rush and 218 pass
 at Clemson, 2003: Darian Durant 110 rush and 208 pass
Duke, 2013: Marquise Williams 104 rush and 223 pass
 at Notre Dame, 2014: Marquise Williams 132 rush and 303 pass
Pittsburgh, 2014: Marquise Williams 122 rush and 276 pass
Illinois, 2015: Marquise Williams 105 rush and 203 pass
Georgia State, 2021: Sam Howell 104 rush and 352 pass
Virginia, 2021: Sam Howell 112 rush and 307 pass
Florida State, 2021: Sam Howell 108 rush and 203 pass
 at Notre Dame, 2021: Sam Howell 101 rush and 341 pass
Wake Forest, 2021: Sam Howell 104 rush and 216 pass

ONE PLAYER RUSHING FOR 100 YARDS & PASSING FOR 200, ANOTHER PLAYER RECEIVING FOR 100 YARDS

at Duke, 2000: Ronald Curry 105 rush and 218 pass, Bosley Allen 101 rec
Duke, 2013: Marquise Williams 104 rush and 223 pass, Eric Ebron 121 rec
Georgia State, 2021: Sam Howell 104 rush and 352 pass, Antoine Green 117 receiving

Virginia, 2021: Sam Howell 112 rush and 307 pass, Josh Downs 203 rec
Florida State, 2021: Sam Howell 108 rush and 203 pass, Josh Downs 121 receiving
 at Notre Dame, 2021: Sam Howell 101 rush and 341 pass, Josh Downs 142 receiving

ONE PLAYER RUSHING FOR 200 YARDS & ANOTHER PASSING FOR 100 YARDS

Duke, 1970: Don McCauley 279 rush, Paul Miller 133 pass
Clemson, 1975: Mike Voight 228 rush, Bill Paschall 118 pass
 at Virginia, 1977: Amos Lawrence 286 rush, Matt Kupec 155 pass
East Carolina, 1981: Kelvin Bryant 211 rush, Rod Elkins 161 pass
Vanderbilt, 1982: Ethan Horton 201 rush, Rod Elkins 146 pass
The Citadel, 1986: Derrick Fenner 216 rush, Jonathan Hall 135 pass
 at Maryland, 1992: Natrone Means 249 rush, Jason Stanicek 139 pass
Wake Forest, 2003: Ronnie McGill 244 rush, Darian Durant 147 pass
Virginia Tech, 2020: Michael Carter 214 rush, Sam Howell 257 pass
Wake Forest, 2021: Ty Chandler 213 rush, Sam Howell 216 pass

TWO PLAYERS RUSHING FOR 200 YARDS & ANOTHER PASSING FOR 100 YARDS

at Miami, 2020: Michael Carter 308 rush, Javonte Williams 236 rush, Sam Howell 223 pass

ONE PLAYER RUSHING FOR 100 YARDS, ANOTHER RECEIVING 100 YARDS

at Duke, 1949: Billy Hayes 116 rush, Art Weiner 105 rec.
William & Mary, 1950: Dick Bunting 152 rush, Benny Walsler 105 rec.
Wake Forest, 1958: Wade Smith 123 rush, John Schroeder 106 rec.
Miami of Florida, 1963: Ken Willard 112 rush, Bob Lacey 108 rec.
South Carolina, 1964: Ken Willard 139 rush, Ronnie Jackson 123 rec.
 at Wake Forest, 1968: Gayle Bomar 173 rush, Tony Blanchard 149 rec.
Pittsburgh, 1974: Mike Voight 113 rush, Jimmy Jerome 122 rec.
 at Virginia, 1975: James Betterson 103 rush, Mel Collins 104 rec.
Bowling Green, 1982: Kelvin Bryant 149 rush, Earl Winfield 115 rec.
Miami (Ohio), 1983: William Humes 161 rush, Mark Smith 121 rec.
NC State, 1986: Eric Starr 102 rush, Quinton Smith 126 rec.
Maryland, 1986: Derrick Fenner 173 rush, Eric Streater 107 rec.
 at Duke, 1986: Eric Starr 184 rush, Randy Marriott 116 rec.
Maryland, 1990: Natrone Means 111 rush, Corey Holliday 134 rec.
Navy, 1992: Natrone Means 112 rush, Corey Holliday 152 rec.
 at Wake Forest, 1994: Curtis Johnson 123 rush, Marcus Wall 148 rec.
 at Duke, 1994: Leon Johnson 140 rush, Octavus Barnes 165 rec.
 at Duke, 1996: Leon Johnson 167 rush, L.C. Stevens 135 rec.
 at Duke, 2000: Ronald Curry 105 rush, Bosley Allen 101 rec.
McNeese State, 2008: Brandon Tate 106 rush, Hakeem Nicks, 110 rec.
William & Mary, 2010: Johnny White 164 rush, Dwight Jones 107 rec.
 at Duke, 2010: Anthony Elzy 116 rush, Dwight Jones 121 rec.
Wake Forest, 2011: Giovanni Bernard 154 rush, Dwight Jones 138 rec.
Duke, 2011: Giovanni Bernard 163 rush, Dwight Jones 101 rec.
Maryland, 2012: Giovanni Bernard 163 rush, Quinshad Davis 135 rec.
Old Dominion, 2013: T.J. Logan 137 rush, Ryan Switzer 118 rec.
Duke, 2013: Marquise Williams 104 rush, Eric Ebron 121 rec.
 at Duke, 2014: T.J. Logan 116 rush, Ryan Switzer 109 rec.
South Carolina, 2015: Elijah Hood 132 rush, Bug Howard 114 rec. in Charlotte.
Wake Forest, 2015: Elijah Hood 101 rush, Mack Hollins 101 rec.
James Madison, 2016: Elijah Hood 106 rush, Ryan Switzer 101 rec.
 at Virginia, 2016: Elijah Hood 107 rush, Bug Howard 109 rec.
Georgia Tech, 2016: Elijah Hood 168 rush, Bug Howard 120 rec.
Pittsburgh, 2018: Antonio Williams 114 rush, Dazz Newsome 110 rec.
Duke, 2019: Javonte Williams 111 rush, Dazz Newsome 103 rec.
 at Pittsburgh, 2019: Dazz Newsome 170, Antonio Williams 107 rush (OT)
Florida State, 2020: Javonte Williams 119 rush, Beau Corrales 141 rec.
NC State, 2020: Javonte Williams 160 rush, Michael Carter 106 rush, Dyami Brown 105 rec.
Wake Forest, 2020: Javonte Williams 101 rush, Dyami Brown 163 rec.
 at Miami, 2020: Michael Carter 308 rush, Javonte Williams 236 rush, Dyami Brown 167 receiving
Georgia State, 2021: Sam Howell 104 rush and Antoine Green 117 rec
Virginia, 2021: Ty Chandler 198 rush, Sam Howell 112 rush and Josh Downs 203 receiving
Florida State, 2021: Sam Howell 108 rush and Josh Downs 121 rec
 at Notre Dame, 2021: Sam Howell 101 rush and Josh Downs 142 rec

ONE PLAYER RUSHING FOR 100 YARDS & TWO PLAYERS RECEIVING 100 YARDS

Wake Forest, 2020: Javonte Williams 101 rush, Dazz Newsome 189 receiving, Dyami Brown 163 receiving

TWO PLAYERS RUSHING FOR 100 YARDS, ANOTHER RECEIVING FOR 100 YARDS

Ohio, 1974: James Betterson 134 rushing, Mike Voight 102 rushing, Jimmy Jerome 113 receiving
NC State, 2020: Javonte Williams 160 rush, Michael Carter 106 rush, Dyami Brown 105 receiving
Virginia, 2021: Ty Chandler 198 rush, Sam Howell 112 rush and Josh Downs 203 receiving

TWO PLAYERS RUSHING FOR 200 YARDS, ANOTHER RECEIVING FOR 100 YARDS

at Miami, 2020: Michael Carter 308 rush, Javonte Williams 236 rush, Dyami Brown 167 receiving

ONE PLAYER RUSHING FOR 100 YARDS, ONE PASSING FOR 200 YARDS & ONE RECEIVING 100 YARDS

South Carolina, 1964: Ken Willard 139 rushing, Gary Black 206 passing, Ronnie Jackson 123 receiving
 at Wake Forest, 1968: Gayle Bomar 173 rushing and 243 passing, Tony Blanchard 149 receiving
Bowling Green, 1982: Kelvin Bryant 149 rushing, Scott Stankavage 207 passing, Earl Winfield 115 receiving
NC State, 1986: Eric Starr 102 rushing, Mark Maye 311 passing, Quinton Smith 126 receiving
Maryland, 1986: Derrick Fenner 173 rushing, Mark Maye 316 passing, Eric Streater 107 receiving
 at Duke, 1986: Eric Starr 184 rushing, Mark Maye 319 passing, Randy Marriott 119 receiving
Maryland, 1990: Natrone Means 111 rushing, Todd Burnett 312 passing, Corey Holliday 134 receiving
Navy, 1992: Natrone Means 112 rushing, Jason Stanicek 219 passing, Corey Holliday 152 receiving
 at Duke, 1994: Leon Johnson 140 rushing, Mike Thomas 210 passing, Octavus Barnes 165 receiving
McNeese State, 2008: Brandon Tate 106 rushing, T.J. Yates 221 passing, Hakeem Nicks 110 receiving
William & Mary, 2010: Johnny White 164 rushing, T.J. Yates 238 passing, Dwight Jones 107 receiving
 at Duke, 2010: Anthony Elzy 116 rushing, T.J. Yates 264 passing, Dwight Jones 121 receiving
Wake Forest, 2011: Giovanni Bernard 165 rushing, Bryn Renner 338 passing, Dwight Jones 138 receiving
Duke, 2011: Giovanni Bernard 165 rushing, Bryn Renner 274 passing, Dwight Jones 101 receiving
Maryland, 2012: Giovanni Bernard 163 rushing, Bryn Renner 305 passing, Quinshad Davis 135 receiving
Old Dominion, 2013: T.J. Logan 137 rushing, Marquise Williams 409 passing, Ryan Switzer 118 receiving
 at Duke, 2014: T.J. Logan 116 rushing, Marquise Williams 276 passing, Ryan Switzer 109 receiving
 at South Carolina, 2015: Elijah Hood 132 rush, Marquise Williams 232 passing, Bug Howard 114 receiving in Charlotte
Wake Forest, 2015: Elijah Hood 101 rush, Marquise Williams 282 passing, Mack Hollins 101 receiving
James Madison, 2016: Elijah Hood 106 rush, Mitch Trubisky 432 passing, Ryan Switzer 101 rec.
Virginia, 2016: Elijah Hood 107 rush, Mitch Trubisky 310 passing, Bug Howard 109 rec.
Georgia Tech, 2016: Elijah Hood 168 rush, Mitch Trubisky 329 passing, Bug Howard 120 rec.
Pittsburgh, 2018: Antonio Williams 114 rush, Nathan Elliott 313 passing, Dazz Newsome 110 rec.
Duke, 2019: Javonte Williams 111 rush, Sam Howell 227 passing, Dazz Newsome 103 rec.
 at Pittsburgh, 2019: Antonio Williams 107 rush, Sam Howell 322 passing, Dazz Newsome 170 rec (OT)
Florida State, 2020: Javonte Williams 119 rush, Sam Howell 374 pass, Beau Corrales 141 rec.
NC State, 2020: Javonte Williams 160 rush, Michael Carter 106 rush, Sam Howell 252, Dyami Brown 105 rec.
Wake Forest, 2020: Javonte Williams 101 rush, Sam Howell 550 pass, Dyami Brown 163 rec.
 at Miami, 2020: Michael Carter 308 rush, Javonte Williams 236 rush, Sam Howell 223 pass, Dyami Brown 167 receiving
Georgia State, 2021: Sam Howell 104 rush, Sam Howell 352 pass and Antoine Green 117 receiving
Virginia, 2021: Ty Chandler 198 rush, Sam Howell 112 rush, Sam Howell 307 pass and Josh Downs 203 receiving
Florida State, 2021: Sam Howell 108 rush, Sam Howell 203 pass and Josh Downs 121 receiving
 at Notre Dame, 2021: Sam Howell 101 rush, Sam Howell 341 pass and Josh Downs 142 receiving

TWO PLAYERS RUSHING FOR 100 YARDS, ONE PASSING FOR 200 YARDS, ONE RECEIVING FOR 100 YARDS

NC State, 2020: Javonte Williams 160 rush, Michael Carter 106 rush, Sam Howell 252 pass, Dyami Brown 105 receiving
 at Miami, 2020: Michael Carter 308 rush, Javonte Williams 236 rush, Sam Howell 223 pass, Dyami Brown 167 receiving
Virginia, 2021: Ty Chandler 198 rush, Sam Howell 112 rush, Sam Howell 307 pass and Josh Downs 203 receiving

TWO PLAYERS RUSHING FOR 100 YARDS, ONE PASSING FOR 200 YARDS, TWO RECEIVING FOR 100 YARDS

Maryland, 1993: Curtis Johnson 168 rushing, Leon Johnson 101 rushing, Jason Stanicek 288 passing, Corey Holliday 149 receiving, Bucky Brooks 115 receiving

TWO PLAYERS RUSHING FOR 200 YARDS, ONE PASSING FOR 200 YARDS, ONE RECEIVING FOR 100 YARDS

at Miami, 2020: Michael Carter 308 rush, Javonte Williams 236 rush, Sam Howell 223 pass, Dyami Brown 167 receiving

ONE PLAYER RUSHING FOR 100 YARDS & RECEIVING FOR 100 YARDS

at Georgia Tech, 1997: Jonathan Linton 138 rushing, 137 receiving

ONE PLAYER RUSHING & RECEIVING FOR 100 YARDS, ANOTHER PASSING FOR 200 YARDS

at Georgia Tech, 1997: Jonathan Linton 138 rushing, 137 receiving; Oscar Davenport 360 passing



TOP FIVE CAREER INTERCEPTIONS

1. DRE' BLY, Cornerback (ACC All-Time Leader)

Year	No.	Yards	TD
1996	11	141	1
1997	5	55	1
1998	4	2	0
Totals	20	198	2

2. LOU ANGELO, Defensive Back

Year	No.	Yards	TD
1970	5	37	0
1971	3	6	0
1972	8	72	0
Totals	16	115	0

3. TRE BOSTON, Safety

Year	No.	Yards	TD
2010	1	2	0
2011	3	20	0
2012	4	38	1
2013	5	19	0
Totals	13	79	1

T4. BUDDY CURRY, Linebacker

Year	No.	Yards	TD
1976	2	11	0
1977	3	37	1
1978	2	36	0
1979	5	27	0
Totals	12	111	1

T4. BOBBY CALE, Cornerback

Year	No.	Yards	TD
1975	0	0	0
1976	5	8	0
1977	4	22	0
1978	3	60	0
Totals	12	90	0


T4. TRIMANE GODDARD, Safety

Year	No.	Yards	TD
2004	0	0	0
2005	3	1	0
2007	2	0	0
2008	7	156	1
Totals	12	157	1

*T4. DEUNTA WILLIAMS, Safety

Year	No.	Yards	TD
2007	3	84	0
2008	3	33	0
2009	6	114	0
2010	0	0	0
Totals	12	231	0

*Participation in 2009 season later vacated due to NCAA penalty



M.J. Stewart broke up a UNC-record 41 passes from 2014-17.

INTERCEPTIONS

CAREER

Rk.	Name, Years	INT
1.	Dre' Bly, 1996-98	20
2.	Lou Angelo, 1970-72	16
3.	Tre Boston, 2010-13	13
4.	Buddy Curry, 1976-79 (most by a linebacker)	12
	Bobby Cale, 1975-78	12
	Trimane Goddard, 2004-08	12
	Deunta Williams, 2007-10*	12
8.	Steve Streater, 1978-80	11
9.	George Watson, 1936-38	10
	George Radman, 1937-39	10
	Dick Bunting, 1947-50	10
	Jack Cummings, 1957-59	10
	Sean Crocker, 1990-93	10

SEASON

Rk.	Name, Year	INT
1.	Dre' Bly, 1996	11
2.	Lou Angelo, 1972	8
3.	Junior Edge, 1961	7
	Trimane Goddard, 2008	7
5.	Don Jackson, 1935	6
	Dick Bunting, 1949	6
	Walter Black, 1981	6
	Larry Griffin, 1985	6
	Derrick Donald, 1986	6
	Deunta Williams, 2009*	6

GAME

Rk.	Name, Opponent, Year	INT
1.	Don Jackson at Tennessee, 1935	4
2.	Dre Bly vs. Georgia Tech, 1996	3
	Walter Black vs. Virginia, 1981	3
	Steve Streater vs. Duke, 1980	3

PASS BREAKUPS

CAREER

Rk.	Name, Years	PBUs
1.	M.J. Stewart, 2014-17	41
2.	Robert Williams, 1995-97	40
3.	Michael Waddell, 2000-04	36
4.	Dre' Bly, 1996-98	27
	Des Lawrence, 2013-16	27
6.	Tim Scott, 2011-14	25
7.	Jabari Price, 2010-13	24
8.	Sean Crocker, 1990-93	22
9.	Errol Hood, 1998-2001	20
	Tre Boston, 2010-13	20
	Tony Grimes, 2020-22	20

SEASON

Rk.	Name, Year	PBUs
1.	Robert Williams, 1996	23
2.	Steve Fisher, 1998	17
3.	Thomas Smith, 1991	16
4.	Michael Waddell, 2001	14
	Des Lawrence, 2015	14
	M.J. Stewart, 2015	14
7.	Dre' Bly, 1996	13
	Robert Williams, 1997	13
	K.J. Sails, 2017	13
9.	Errol Hood, 2000	12
	Michael Waddell, 2000	12
	M.J. Stewart, 2017	12

LONGEST INTERCEPTION RETURNS

Rk.	Year	Player	Opponent	Yards
1.	1950	Bob Gantt	William & Mary	*100
	1994	Reggie Love	Tulane	*100
	2014	Brian Walker	San Diego State	*100
4.	2007	Charles Brown	at NC State	*92
5.	1999	Antwon Black	Virginia	*89
6.	1990	Cookie Massey	Connecticut	*87
7.	1996	Brian Simmons	Louisville	*84
8.	2009	Kendric Burney	Miami	^*77
9.	2007	Kendric Burney	at NC State	*76
10.	1936	John Trimpey	at Virginia	*75

* returned for touchdowns

^ participation in 2009 season later vacated due to NCAA penalty

MISCELLANEOUS INTERCEPTION RECORDS

MOST INTERCEPTIONS BY A LINEBACKER

Season: 5 by Buddy Curry, 1979

Career: 12 by Buddy Curry, 1976-79

MOST INTERCEPTIONS BY A FRESHMAN

Game: 3 by Dre' Bly vs. Georgia Tech, 1996

Season: 11 by Dre' Bly, 1996

MOST YARDS ON INTERCEPTION RETURNS

Game: 125 by Bill Maceyko at Maryland, 1948; *170 by Kendric Burney vs. Miami, 2009 (3 INTs)

Season: 160 by Brian Simmons, 1996 (4 INTs); *200 by Kendric Burney, 2009 (5 INTs)

Career: 206 by Kareen Taylor, 2003-06 (8 INTs); *358 by Kendric Burney, 2007-10

*Participation in 2009 season later vacated due to NCAA penalty

MOST TOUCHDOWNS ON INTERCEPTION RETURNS

Game: 2 by Bill Maceyko at Maryland, 1948

Season: 2 by Bill Maceyko, 1948; by Greg Poole, 1981; by Kendric Burney, 2009; by Jeff Schoettmer, 2014

Career: 2 by several players; *3 by Kendric Burney, 2007-10 (1 in 2007, 2 in 2009)

LONGEST RUN AFTER INTERCEPTED PASS

100 yards by Bob Gantt vs. William & Mary, 1950 (Kenan Stadium); 100 yards by Reggie Love vs. Tulane, 1994 (Kenan Stadium); 100 yards by Brian Walker vs. San Diego State (Kenan Stadium)

*Participation in 2009 season later vacated due to NCAA penalty

DEFENSIVE RECORDS



Defensive end Greg Ellis made a school-record 32.5 career sacks.

TACKLES

CAREER

Rk.	Name, Years	Tackles
1.	Dwight Hollier, LB, 1988-91	502
2.	Darrell Nicholson, LB, 1978-81	467
3.	Dexter Reid, FS, 2000-03	466
4.	Tommy Thigpen, LB, 1989-92	409
5.	Kivusama Mays, LB, 1994-97	389
6.	Carlton Bailey, LB, 1984-87	382
7.	Brandon Spoon, LB, 1996-2000	372
8.	Rondell Jones, FS, 1989-92	350
9.	Brian Simmons, LB, 1994-97	340
10.	Cole Holcomb, LB, 2015-18	328

SEASON

Rk.	Name, Years	Tackles
1.	Buddy Curry, LB, 1979	171
2.	Dexter Reid, FS, 2002	166
3.	Troy Simmons, LB, 1984	162
	Carl Carr, LB, 1985	162
	Brett Rudolph, LB, 1985	162
6.	Dwight Hollier, LB, 1989	159
7.	Buddy Curry, LB, 1978	155
	Dwight Hollier, LB, 1990	155
9.	Micah Moon, LB, 1984	153
10.	Darrell Nicholson, LB, 1979	147

SACKS

CAREER

Rk.	Name, Years	Sacks
1.	Greg Ellis, 1994-97	32.5
2.	Julius Peppers, 1999-2001	30.5
3.	Tomon Fox, 2016-21	29.5
4.	Marcus Jones, 1992-95	24
	Quinton Coples, 2008-11	24
6.	Lawrence Taylor, 1978-80	21
7.	William Fuller, 1980-83	20
8.	Kareem Martin, 2010-13	19.5
9.	Hilee Taylor, 2004-07	19

SEASON

Rk.	Name, Year	Sacks
1.	Lawrence Taylor, 1980	16-127
2.	Julius Peppers, 2000	15-117
3.	Greg Ellis, 1996	12.5-99
4.	Kareem Martin, 2013	11.5-85
5.	Robert Quinn, 2009	11.0-94
6.	Hilee Taylor, 2007	10.5-85
7.	Quinton Coples, 2010	10-73
8.	Julius Peppers, 2001	9.5-56
9.	William Fuller, 1981	9-66
	Greg Ellis, 1997	9-65

GAME

Rk.	Name, Opponent, Year	Sacks
1.	Julius Peppers, Virginia, 2001	4
2.	Kareem Martin, at Pittsburgh, 2013	3.5
3.	Tomon Fox, Miami, 2019	3

TACKLES FOR LOSSES

CAREER

Rk.	Name, Years	TFL
1.	William Fuller, 1980-83	57
2.	Julius Peppers, 1999-2001	53
3.	Greg Ellis, 1994-97	50
4.	Marcus Jones, 1992-95	46
5.	Kareem Martin, 2010-13	45
6.	Tomon Fox, 2016-21	43
7.	Quinton Coples, 2008-11	40.5
8.	Malik Carney, 2015-18	33
9.	Ebenezer Ekuban, 1995-98	32

SEASON

Rk.	Name, Year	TFL
1.	Julius Peppers, 2000	24
2.	Ebenezer Ekuban, 1998	23
3.	William Fuller, 1981	22
	William Fuller, 1983	22
	Lawrence Taylor, 1980	22
6.	Kareem Martin, 2013	21.5
7.	Marcus Jones, 1995	19
	Julius Peppers, 2001	19
	Robert Quinn, 2009	19
10.	Kevin Reddick, 2012	18.5

MISCELLANEOUS RECORDS

CAROLINA TURNOVERS, SINGLE-SEASON HIGHS/LOWS

Most Fumbles: 41 in 1973
Most Fumbles Lost: 24 in 1973
Most Interceptions defensively: 23 in 1935, 1937
Most Yards on Interception Returns: 508 in 2009 (19 interceptions)
Most TDs on Interception Returns: 4 in 2008, 2009
Fewest Interceptions by UNC's defense: 1 in 2016
Fewest Interceptions thrown by UNC: 6 in 1974, 1996, 2016
Fewest Turnovers by UNC's offense: 12 in 1996 (6 fumbles, 6 interceptions); 12 in 2019 (5 fumbles, 7 interceptions); 12 in 2020 (5 fumbles, 7 interceptions)
Most Turnovers by UNC's offense: 42 in 1960 (23 fumbles, 19 interceptions)
Most Opponents' Fumbles Recovered and Passes Intercepted by UNC: 44 in 1939 (24 fumbles, 20 interceptions)
Most Opponents' Fumbles Recovered: 26 in 1953
Most Interceptions thrown by UNC: 21 in 1972
Fewest Fumbles Lost: 5 in 2019, 2020, 2021

UNC TURNOVERS, SINGLE-GAME HIGHS

Most Turnovers: 14 vs. VMI, 1915 (all fumbles) in Greensboro
Most Plays Without a Turnover in a Complete Game: 97 at NC State, 1971
Most Turnovers in a Win: 8 (4 fumbles, 4 interceptions) vs. Virginia, 1939 (19-0); 8 (7 fumbles, 1 interception) at South Carolina (27-19), 1952
Most Interceptions in a Win: 4 vs. Virginia, 1939 (19-0); vs. NC State, 1954 (20-6)

FIRST DOWNS

FIRST DOWNS, SINGLE-GAME RECORDS

Most First Downs: 36 vs. Pittsburgh, 1974
Most First Downs Rushing: 27 vs. William & Mary, 1971
Most First Downs Passing: 19 vs. Maryland, 1996; vs. Georgia Tech, 2014; at Georgia Tech, 2019; 19 at Wake Forest, 2022
Most First Downs by Penalty: 6 vs. Maryland, 1980
Most First Downs in a Loss: 31 vs. Syracuse, 2003 (49-47, 3OT)
Fewest First Downs: 1 vs. Duke, 1932; vs. Wake Forest, 1944
Fewest First Downs in a Win: 8 vs. Virginia, 1949 (14-7)

FIRST DOWNS, SINGLE-SEASON RECORDS

Most First Downs: 346 in 2022
Most First Downs Per Game: 26.4 in 2020 (317 in 12)
Most First Downs Rushing: 173 in 1970
Most First Downs Passing: 195 in 2022
Most First Downs by Penalty: 34 in 2021

PENALTIES

PENALTIES, SINGLE-GAME RECORDS

Most Penalties Against: 16 at Virginia, 1975
Most Yards Penalized: 150 at Duke, 1947
Fewest Penalties: 0 vs. Georgia, 1931; at Virginia, 1934; vs. Maryland, 1935 in Baltimore; at Fordham, 1940; at Wake Forest, 1941; vs. Wake Forest, 1944; at Clemson, 1960; at Wake Forest, 1968; vs. Wake Forest, 1969

PENALTIES, SINGLE-SEASON RECORDS

Most Penalties: 99 in 2010, 2014, 2016
Most Yards Penalized: 900 in 2021
Fewest Penalties: 32 in 1966
Fewest Yards Penalized: 237 in 1944

LONGEST FUMBLE RETURNS

Rk.	Year	Player	Opponent	Yards
1.	1984	Carl Carr	at Duke	*96
2.	1998	Antwon Black	Georgia Tech	*81
3.	1977	Alan Caldwell	Wake Forest	*73
4.	2017	Cayson Collins	at Pittsburgh	66
5.	1993	Greg DeLong	Ohio	*53
6.	2015	Sam Smiley	North Carolina A&T	52
7.	2009	Quan Sturdivant	Georgia Southern	*49
8.	1936	Pete Avery	Tennessee	*45
9.	2009	Melvin Williams	Miami	*44
10.	2014	Cayson Collins	at Miami	*39

* denotes touchdowns

UNC FUMBLES, SINGLE-GAME HIGHS

Most Fumbles: 16 vs. VMI, 1915 in Greensboro
Most Fumbles Lost: 14 vs. VMI, 1915 in Greensboro
Most Fumbles Lost in a Win: 8 vs. Virginia Tech, 1938 (7-0)
Fewest Fumbles: 0 many times; last time vs. NC State, 2022 (20T)

OPPONENT TURNOVERS, SINGLE-GAME HIGHS

Most Opponents' Passes Intercepted and Fumbles Recovered by UNC: 9 at Tennessee, 1935 (9 interceptions); at NC State, 1935 (5 fumbles and 4 interceptions); at NYU, 1937 (2 fumbles and 7 interceptions)
Most Fumbles Caused by UNC: 11 vs. Florida, 1968
Most Fumbles Recovered: 8 vs. Washington & Lee, 1953; vs. Florida, 1968



FIELD GOAL & PLACE-KICKING RECORDS



Casey Barth made a UNC-record 66 field goals from 2008-12.

FIELD GOALS MADE

CAREER

Rk.	Name, Years	FGs
1.	Casey Barth, 2008-12 (82 atts.)	66
2.	Connor Barth, 2004-07	54
3.	Josh McGee, 1996-99	52
4.	Clint Gwaltney, 1988-91	43
5.	Nick Weiler, 2013-16	40
6.	Tripp Pignetti, 1991-94	38
7.	Brooks Barwick, 1981-83	37
8.	Kenny Miller, 1984-87	34
9.	Tom Biddle, 1975-77	34
10.	Grayson Atkins, 2020-21	31

SEASON

Rk.	Name, Year	FGs
1.	Clint Gwaltney, 1990 (27 atts.)	21
	Casey Barth, 2009 (25 atts.)	21
3.	Brooks Barwick, 1982	20
	Nick Weiler, 2015	20
5.	Connor Barth, 2007	19
	Casey Barth, 2010	19
	Noah Ruggles, 2019	19
	Grayson Atkins, 2021	19
9.	Freeman Jones, 2018	18
10.	Josh McGee, 1999	17

GAME

Rk.	Name, Opponent, Year	FGs
1.	Josh McGee vs. Duke, 1999 (6 atts.)	6
2.	Connor Barth vs. Miami, 2007	4
	Connor Barth at Georgia Tech, 2007	4
	Casey Barth vs. Duke, 2009	4
	Casey Barth vs. Miami, 2009	4
	Casey Barth vs. NC State, 2010	4
	Nick Weiler at Pittsburgh, 2015	4
	Freeman Jones at ECU, 2018	4
	Freeman Jones vs. Virginia Tech, 2018	4

FIELD GOAL ATTEMPTS

CAREER

Rk.	Name, Years	FG Attempts
1.	Casey Barth, 2008-12 (made 66)	82
2.	Josh McGee, 1996-99	72
3.	Connor Barth, 2004-07	71
4.	Clint Gwaltney, 1988-91	64
5.	Tom Biddle, 1975-77	56
6.	Nick Weiler, 2013-16	52

7.	Jeff Hayes, 1978-81	50
	Kenny Miller, 1984-87	50

SEASON

Rk.	Name, Year	FG Attempts
1.	Freeman Jones, 2018 (made 18)	28
2.	Clint Gwaltney, 1990	27
	Noah Ruggles, 2019	27
4.	Casey Barth, 2009	25
5.	Tom Biddle, 1977	24
6.	Brooks Barwick, 1982	23
	Nick Weiler, 2015	23
	Grayson Atkins, 2021	23
9.	Connor Barth, 2007	22
	Casey Barth, 2010	22

GAME

Rk.	Name, Opponent, Year	FG Attempts
1.	Clint Gwaltney vs. Maryland, 1990 (made 4)	6
	Josh McGee vs. Duke, 1999 (made 6)	6
	Freeman Jones vs. Virginia Tech, 2018 (made 4)	6

PATs MADE

CAREER

Rk.	Name, Years	PATs
1.	Casey Barth, 2008-12 (161 atts.)	160
2.	Nick Weiler, 2013-16	153
3.	Jeff Hayes, 1978-81	133
4.	Tripp Pignetti, 1991-94	117
5.	Josh McGee, 1996-99	115
	Grayson Atkins, 2020-21	115
7.	Thomas Moore, 2011-14	113
8.	Connor Barth, 2004-07	103
9.	Bob Cox, 1945-48	95
10.	Ellis Alexander, 1972-74	94

SEASON

Rk.	Name, Year	PATs
1.	Nick Weiler, 2015 (67 atts.)	67
2.	Grayson Atkins, 2020 (63 atts.)	63
3.	Noah Burnette, 2022 (58 atts.)	57
4.	Grayson Atkins, 2021 (52 atts.)	52
5.	Nick Weiler, 2016 (52 atts.)	51
6.	Tripp Pignetti, 1993 (52 atts.)	50
7.	Thomas Moore, 2013	46
8.	Jeff Hayes, 1981	45
	Noah Ruggles, 2019	45
10.	Casey Barth, 2012	44

GAME

Rk.	Name, Opponent, Year	PATs
1.	Casey Barth vs. Idaho, 2012	9

PATs ATTEMPTED

CAREER

Rk.	Name, Years	PAT Attempts
1.	Casey Barth, 2008-12 (160 made)	161
2.	Nick Weiler, 2013-16	156
3.	Jeff Hayes, 1978-81	139
4.	Tripp Pignetti, 1991-94	121
5.	Josh McGee, 1996-99	120
6.	Thomas Moore, 2011-14	115
	Grayson Atkins, 2020-21	115
8.	Connor Barth, 2004-07	109

SEASON

Rk.	Name, Years	PAT Attempts
1.	Nick Weiler, 2015 (made 67)	67
2.	Grayson Atkins, 2020 (made 63)	63
3.	Noah Burnette, 2022 (made 57)	58
4.	Tripp Pignetti, 1993 (made 50)	52
	Nick Weiler, 2016 (made 51)	52
	Grayson Atkins, 2021 (made 52)	52
7.	Thomas Moore, 2013	48
8.	Jeff Hayes, 1981	46
9.	Noah Ruggles, 2019	45
10.	Casey Barth, 2012	44

GAME

Rk.	Name, Opponent, Year	PAT Attempts
1.	Casey Barth vs. Idaho, 2012	9
	Nick Weiler vs. Duke, 2015	9
	Freeman Jones vs. Western Carolina, 2017	9

PLACE-KICKING RECORDS

HIGHEST PERCENTAGE OF EXTRA POINTS MADE

Season: (Min. 30 atts.) 100.0 by Jeff Hayes, 1979 (35 of 35); by Brooks Barwick, 1982 (37 of 37); by Josh McGee, 1998 (30 of 30); by Jeff Reed, 2000 (30 of 30); by Dan Orner, 2003 (35 of 35); by Casey Barth, 2008 (33 of 33); by Casey Barth, 2010 (38 of 38); by Thomas Moore, 2011 (38 of 38); by Casey Barth, 2012 (44 of 44); by Nick Weiler, 2015 (67 of 67); by Noah Ruggles, 2019 (45 of 45); by Grayson Atkins, 2020 (63 of 63); by Grayson Atkins, 2021 (52 of 52)

Career: (Min. 60 atts.) 100.0 by Grayson Atkins, 2020-21 (115 of 115); 99.4 by Casey Barth, 2008-12 (160 of 161)

MOST POINTS SCORED BY KICKING

Game: 20 by Josh McGee vs. Duke, 1999 (6 FGs and 2 PATs)

Season: 127 by Nick Weiler, 2015 (20 FGs, 67 PATs)

Career: 358 by Casey Barth, 2008-12 (66 FGs and 160 PATs)

MOST CONSECUTIVE EXTRA POINTS MADE

Season: 67 by Nick Weiler, 2015

Career: 126 by Casey Barth, 2009-12

HIGHEST PERCENTAGE OF FIELD GOALS MADE

Season: (Min. 15 atts.) 88.9 by Kenny Miller, 1984 (16 of 18)

Career: (Min. 30 atts.) 87.5 by Jeff Reed, 2000-01 (28 of 32)

MOST CONSECUTIVE GAMES KICKING A FIELD GOAL

18 by Brooks Barwick, 1981-83

MOST CONSECUTIVE FIELD GOALS MADE

19 by Connor Barth, 2005-07 (final attempt in 2005, all 10 attempts in 2006, first nine attempts in 2007)

MOST FIELD GOALS MADE, 50 YARDS OR MORE

Game: 3 by Dan Orner, 2002 at Syracuse (51, 52, 55)

Season: 3 by Dan Orner, 2002 & 2003; by Nick Weiler, 2016

Career: 6 by Dan Orner, 2002-03

MOST FIELD GOALS BY A FRESHMAN

Game: 3 by Kenny Miller vs. Memphis State, 1984; vs. Maryland, 1984; by Connor Barth vs. FSU, 2004; by Connor Barth vs. NC State, 2004; by Jay Wooten vs. Rutgers, 2008; by Casey Barth vs. Notre Dame, 2008

Season: 16 by Kenny Miller, 1984

LONGEST FIELD GOAL MADE

55 yards by Dan Orner vs. Syracuse, 2002

LONGEST FIELD GOAL BY A FRESHMAN

50 yards by Connor Barth vs. NC State, 2004

LONGEST FIELD GOALS

55	Dan Orner at Syracuse, 2002
54	Kenny Miller vs. Florida State, 1985
54	Connor Barth vs. NC State, 2006
54	Nick Weiler vs. Florida State, 2016
53	Ellis Alexander vs. NC State, 1973
53	Rob Rogers vs. Texas, 1982 (Sun Bowl)
52	Dan Orner at Syracuse, 2002
52	Connor Barth vs. South Florida, 2006
51	Kenny Miller vs. Maryland, 1987
51	Brian Schmitz vs. NC State, 1997
51	Dan Orner at Syracuse, 2002
51	Dan Orner vs. Wisconsin, 2003
51	Connor Barth vs. Miami, 2007
51	Freeman Jones at Pitt, 2017
51	Grayson Atkins vs. Florida State, 2021

PUNTING, KICKOFF & RETURN RECORDS



PUNTING RECORDS

MOST PUNTS

Game: 14 by Charles Woollen at Georgia, 1932; by Charles Woollen vs. Georgia Tech, 1933

Season: 79 by Scott McAlister, 1990

Career: 278 by Scott McAlister, 1988-91

HIGHEST AVERAGE PER PUNT

Game: (Min. 5) 54.4 by Bud Wallace at South Carolina, 1950 (5 for 272); (Min. 10) 51.4 by Brian Schmitz vs. Houston, 1999 (10 for 514)

Season: (Min. 30) 47.8 by Brian Schmitz, 1999 (74 for 3538)

Career: (Min. 100) 44.4 by Brian Schmitz, 1996-99 (208 for 9233)

MOST YARDS ON PUNTS

Game: 537 by Steve Streater vs. Pittsburgh, 1979 (13 punts)

Season: 3,538 by Brian Schmitz, 1999 (74 punts)

Career: 11,520 by Scott McAlister, 1988-91 (278 punts)

MOST GAMES AVERAGING 40 YARDS A PUNT

(at least two punts a game)

Season: 12 by Tommy Hibbard, 2013

Career: 31 by Scott McAlister, 1988-91

LONGEST PUNT

85 yards by Tom Burnette at NYU, 1937

HIGHEST AVERAGE PER PUNT BY FRESHMAN (MIN. 30)

Season: 43.1 by Mike Thomas, 1992 (56 for 2415)

MOST PUNTS IN A CAREER WITHOUT A BLOCK

185 by Johnny Elam, 1975-77

SINGLE-GAME TEAM HIGHS

Most Punts: 19 vs. NC State, 1932

Fewest Punts: 0 many times; last vs. Virginia, 2021

Most Yards on Punts: 775 vs. Wake Forest, 1942 (18 punts)

Highest Average Per Punt (Min. 5 Punts): 54.4 at South Carolina, 1953 (5 for 272)

Highest Average Per Punt (Min. 10 Punts): 51.4 vs. Houston, 1999 (10 for 514)

SINGLE-SEASON TEAM HIGHS

Most Punts: 125 in 1932

Most Punts Per Game: 12.5 in 1932 (125 in 10)

Fewest Punts Per Game: 2.8 in 2020 (34 in 12)

Highest Punting Average: 47.7 in 1999 (81 for 3863)



Ben Kiernan averaged more than 41 yards per punt in each of his four seasons (2019-22).


TOP FIVE CAREER PUNTERS (BY AVERAGE)

1. BRIAN SCHMITZ

Year	No.	Yards	Average
1996	2	60	30.0
1997	57	2278	40.0
1998	75	3357	44.8
1999	74	3538	47.8
Totals	208	9233	44.4

2. BEN KIERNAN

Year	No.	Yards	Average
2019	60	2479	41.3
2020	34	1485	43.7
2021	45	1966	42.7
2022	48	2245	46.8
Totals	187	8175	43.7



Brian Schmitz averaged 44.4 yards per punt from 1996-99, the highest career average by a Tar Heel.

LONGEST PUNTS

Yards	Player	Year	Opponent
85	Tom Burnette	1937	at NYU
83	Scott McAlister	1989	at Georgia Tech
80	Charlie Justice	1949	NC State
78	Harry Dunkle	1939	at Tulane
77	Bill Sigler	1942	Duquesne
76	Tommy Hibbard	2013	Boston College
74	Charlie Justice	1948	at Wake Forest
74	Steve Streater	1980	at Texas Tech
73	Charlie Justice	1948	at Tennessee
72	Bill Sigler	1942	at Fordham
72	Brian Schmitz	1999	Houston

3. HARRY DUNKLE

Year	No.	Yards	Average
1939	37	1725	46.6
1940	71	3055	43.0
1941	66	2830	42.9
Totals	174	7610	43.7

4. MIKE COOKE

Year	No.	Yards	Average
1940	6	276	46.0
1942	47	2028	43.1
Totals	53	2304	43.5

5. CHARLIE JUSTICE

Year	No.	Yards	Average
1946	45	1796	39.9
1947	61	2538	41.6
1948	62	2728	44.0
1949	63	2777	44.1
Totals	231	9839	42.6

LONGEST KICKOFF RETURNS

Rk.	Year	Player	Opponent	Yards
1.	1998	Tyrell Godwin	at Stanford	*100
	2011	T.J. Thorpe	at Clemson	*100
	2016	T.J. Logan	The Citadel	*100
5.	2013	T.J. Logan	Old Dominion	*99
6.	1976	Delbert Powell	at Wake Forest	*98
	2017	A. Ratliff-Williams	at Pittsburgh	*98
8.	1941	Johnny Pecora	at Richmond	*97
	1969	Don McCauley	Wake Forest	*97
	2003	Michael Waddell	at Wisconsin	*97
	2006	Brandon Tate	at Duke	*97
12.	1995	Marcus Wall	at Georgia Tech	*96
	2003	Mike Mason	at Maryland	*96
	2005	Brandon Tate	Utah	*96
15.	1922	Monk McDonald	at NC State	*95
	1926	Gus McPherson	at Maryland	*95
	1932	John Daniel	Florida	*95
	1998	Kory Bailey	Georgia Tech	*95
	2016	T.J. Logan	vs. Georgia in Atlanta	*95

LONGEST PUNT RETURNS

Year	Player	Opponent	Yards
1930	Johnny Branch	Maryland	*96
2001	Michael Waddell	at Oklahoma	*89
1994	Leon Johnson	at SMU	*88
2013	Ryan Switzer	vs. Cincinnati	*86
		Belk Bowl	
1930	Johnny Branch	at Virginia Tech	*85
1930	Johnny Peacock	Wake Forest	*85
2013	Ryan Switzer	Virginia	*85
2015	Ryan Switzer	Illinois	*85
1948	Charlie Justice	at Georgia	*84
1986	Eric Lewis	NC State	*84
1955	Dave Reed	at NC State	*83
1994	*Marcus Wall	vs. Texas	*82
		Sun Bowl	
2008	Brandon Tate	McNeese State	*82
1941	Hugh Cox	Lenoir Rhyne	*78
2000	Bosley Allen	at Wake Forest	*78
2015	Ryan Switzer	Miami	*78
2009	Da'Norris Searcy	The Citadel	*77
1991	Eric Blount	William & Mary	*76
1930	Pete Wyrick	Maryland	75
1949	Charlie Justice	at William & Mary	*75
2018	Dazz Newsome	at Syracuse	*75

*returned for touchdowns



KICKOFF & PUNT RETURN RECORDS

TOP FIVE CAREER KICKOFF RETURNERS (minimum 30 returns)				
1. T.J. LOGAN				
Year	Returns	Yards	Average	TD
2013	19	511	26.9	2
2014	16	405	25.3	0
2015	21	492	23.4	0
2016	21	690	32.9	2
Totals	77	2,098	27.2	4
2. CHARLIE JUSTICE				
Year	Returns	Yards	Average	TD
1946	10	345	34.5	1
1947	7	156	22.3	0
1948	5	141	28.2	0
1949	9	184	20.4	0
Totals	31	826	26.6	1
3. JAMES BETTERSON				
Year	Returns	Yards	Average	TD
1973	4	37	9.3	0
1974	18	512	28.4	0
1975	13	329	25.1	1
Totals	35	878	25.1	1
4. BRANDON TATE				
Year	Returns	Yards	Average	TD
2005	21	542	25.8	1
2006	38	902	23.7	2
2007	39	939	24.1	0
2008	11	305	27.7	0
Totals	109	2,688	24.7	3
5. MIKE MASON				
Year	Returns	Yards	Average	TD
2003	25	651	26.0	1
2004	22	508	23.1	0
2005	6	143	23.8	0
Totals	53	1,302	24.6	1

TOP FIVE CAREER PUNT RETURNERS (minimum 40 returns)				
1. CHARLIE JUSTICE				
Year	Returns	Yards	Average	TD
1946	18	228	12.7	1
1947	24	283	11.8	0
1948	19	332	17.5	2
1949	7	123	17.6	1
Totals	68	966	14.2	4
2. GEORGE STIRNWEISS				
Year	Returns	Yards	Average	TD
1937	14	183	13.1	0
1938	22	232	10.5	0
1939	22	303	13.8	0
Totals	58	718	12.37	0
3. HUGH COX				
Year	Returns	Yards	Average	TD
1941	19	273	14.4	1
1942	16	165	10.3	0
1943	5	56	11.2	0
Totals	40	494	12.35	1
4. BOSLEY ALLEN				
Year	Returns	Yards	Average	TD
1998	8	58	7.2	0
2000	28	421	15.0	2
2001	32	331	10.3	0
Totals	68	810	11.9	2
5. DICK DASHIELL				
Year	Returns	Yards	Average	TD
1934	18	180	10.0	0
1935	9	140	15.6	0
1936	13	153	11.8	0
Totals	40	473	11.8	0

Career: 4 by T.J. Logan (99 yards vs. Old Dominion, 78 yards vs. Cincinnati in the Belk Bowl, 95 yards vs. Georgia in Atlanta, 100 yards vs. The Citadel)

LONGEST KICKOFF RETURN

100 yards by Tyrell Godwin at Stanford, 1998; by T.J. Thorpe at Clemson, 2011; by T.J. Logan vs. The Citadel

LONGEST KICKOFF RETURNS IN KENAN STADIUM

100 yards by T.J. Logan vs. The Citadel, 2016
99 yards by T.J. Logan vs. Old Dominion, 2013
97 yards by Don McCauley vs. Wake Forest, 1969

SCORING A TD ON OPENING KICKOFF OF SEASON

92 yards by James Betterson vs. William and Mary, 1975

SINGLE-GAME KICKOFF RETURN TEAM HIGHS

Most Kickoff Returns: 11 vs. Georgia Tech, 2012
Most Yards on Kickoff Returns: 290 at Clemson, 2011
Highest Average Gain Per Return (Min. 3 returns): 49.7 vs. Utah, 2005 (3 for 149)
Most Touchdowns Scored on Kickoff Returns: 1 on many occasions; last time at Appalachian State, 2022

SINGLE-SEASON KICKOFF RETURN TEAM HIGHS

Most Kickoff Returns: 65 in 1988
Most Kickoff Returns Per Game: 5.9 in 1988 (65 in 11)
Fewest Kickoff Returns Per Game: 0.4 in 1938 (4 in 10)
Most Kickoff Return Yards: 1,365 in 2011
Most Kickoff Return Yards Per Game: 112.2 in 1988 (1234 in 11)
Highest Average Gain Per Return (Min. 15 Returns): 27.0 in 2016 (33 for 890)
Most Touchdowns on Kickoff Returns: 2 in 1998, 2003, 2005, 2006, 2013, 2016, 2017

PUNT RETURNS

CAREER

Rk.	Name, Years	Returns
1.	Ryan Switzer, 2013-16 (1,082 yards)	99
2.	Greg Poole, 1979-82 (916 yards)	90

SEASON

Rk.	Name, Year	Returns
1.	Don Jackson, 1935 (363 yards)	44
2.	Greg Poole, 1980	41
3.	Walter Black, 1983	40
4.	Don Jackson, 1934	38
5.	Crowell Little, 1936	37
	Ryan Switzer, 2014	37

GAME

Rk.	Name, Opponents	Returns
1.	Don Jackson vs. Duke, 1934 & vs. Virginia, 1935	9

PUNT RETURN YARDS

CAREER

Rk.	Name, Years	Yards
1.	Ryan Switzer, 2013-16 (99 returns)	1,082
2.	Charlie Justice, 1946-49 (68 returns)	966

SEASON

Rk.	Name, Year	Yards
1.	Ryan Switzer, 2013 (24 returns)	502
2.	Bosley Allen, 2000 (28 returns)	421
3.	Walter Black, 1983	418
4.	Eric Blount, 1991	394
5.	Don Jackson, 1935	363

GAME

Rk.	Name, Opponent, Year	Yards
1.	Ryan Switzer vs. Illinois, 2015 (5 returns)	168
2.	Bud Carson vs. NC State, 1951 (8 returns)	166

PUNT RETURN AVERAGE

CAREER (MIN. 40 RETURNS)

Rk.	Name, Opponent, Year	Att.-Yds.	Avg.
1.	Charlie Justice, 1946-49	68-966	14.2

KICKOFF RETURNS

CAREER

Rk.	Name, Years	Returns
1.	Brandon Tate, 2005-08 (2,688 yards)	109
2.	Eric Blount, 1988-91	97
3.	T.J. Logan, 2013-16	77

SEASON

Rk.	Name, Year	Returns
1.	Brandon Tate, 2007 (939 yards)	39
2.	Brandon Tate, 2006 (902 yards)	38
3.	T.J. Thorpe, 2011 (960 yards)	36
4.	Anthony Ratliff-Williams, 2017	34
5.	Marcus Wall, 1993	31
	Sean Tapley, 2012	31

GAME

Rk.	Name, Opponent, Year	Returns
1.	Marcus Wall vs. Clemson, 1994 (184 yards)	8

KICKOFF RETURN YARDS

CAREER

Rk.	Name, Years	Yards
1.	Brandon Tate, 2005-08 (109 returns)	2,688
ACC RECORD		
2.	Eric Blount, 1988-1991	2,313
3.	T.J. Logan, 2013-16	2,098

SEASON

Rk.	Name, Year	Yards
1.	T.J. Thorpe, 2011 (36 returns)	960
2.	Brandon Tate, 2007	939
3.	Brandon Tate, 2006	902
4.	Anthony Ratliff-Williams, 2017	895
5.	Marcus Wall, 1994	743
6.	Marcus Wall, 1993	734
7.	Sean Tapley, 2012	725
8.	T.J. Logan, 2016	690
9.	Eric Blount, 1991	679

GAME

Rk.	Name, Opponent, Year	Yards
1.	Anthony Ratliff-Williams vs. Louisville, 2017 (5 ret.)	199
2.	Marcus Wall vs. Clemson, 1994 (8 returns)	184
3.	T.J. Thorpe at Clemson, 2011 (4 returns)	182
4.	T.J. Logan vs. Georgia, 2016 in Atlanta (5 ret.)	170

KICKOFF RETURN AVERAGE

Rk.	Name, Opponent, Year	Att.-Yds.	Avg.
1.	T.J. Logan, 2013-16	77-2,098	27.2
2.	Charlie Justice, 1946-49	31-826	26.6
3.	James Betterson, 1973-75	35-878	25.1

SEASON (MIN. 12 RETURNS)

Rk.	Name, Opponent, Year	Att.-Yds.	Avg.
1.	T.J. Logan, 2016	21	32.9
2.	Michael Waddell, 2003 ^	15	31.7
3.	James Betterson, 1974	18	28.4
4.	Tyrell Godwin, 1998	12	27.8
5.	Marcus Wall, 1994	27	27.5
6.	Eric Blount, 1991	25	27.2

^led the NCAA

GAME (MIN. 3 RETURNS)

Rk.	Name, Opponent, Year	Att.-Yds.	Avg.
1.	Brandon Tate vs. Utah, 2005	3-149	49.7

MISCELLANEOUS KICKOFF RETURN RECORDS

MOST TOUCHDOWNS SCORED ON KICKOFF RETURNS

Game: 1 by many players; last by Bryson Nesbit, 2022 (43 yards at Appalachian State)

Season: 2 by Brandon Tate, 2006 (90 yards at Notre Dame; 97 yards at Duke); by T.J. Logan, 2013 (99 yards vs. Old Dominion, 78 yards vs. Cincinnati in the Belk Bowl); by T.J. Logan, 2016 (95 yards vs. Georgia in Atlanta, 100 yards vs. The Citadel); by Anthony Ratliff-Williams, 2017 (98 yards at Pitt, 94 yards vs. Louisville)



SEASON (MIN. 15 RETURNS)

Rk. Name, Opponent, Year	Att.-Yds.	Avg.
1. Ryan Switzer, 2013	24-502	20.9
2. Charlie Justice, 1948	19-332	17.5
3. Giovani Bernard, 2012	16-263	16.4
4. Dazz Newsome, 2018	19-286	15.1
5. Bosley Allen, 2000	28-421	15.0
6. Da'Norris Searcy, 2009	23-335	14.6

GAME

Rk. Name, Opponent, Year	Att.-Yds.	Avg.
1. Brandon Tate vs. McNeese St., 2008	3-142	47.3

minimum 3 returns

Rk. Name, Opponent, Year	Att.-Yds.	Avg.
1. Bosley Allen at Wake Forest, 2000	7-153	21.9

minimum 6 returns

MISCELLANEOUS PUNT RETURN RECORDS

MOST TOUCHDOWNS ON PUNT RETURNS

Game: 2 by Andre Purvis at Tulane, 1993 (recovered blocked punts); by Ryan Switzer at Pittsburgh, 2013
Season: 5 by Ryan Switzer, 2013 (NCAA record)
Career: 7 by Ryan Switzer, 2013-16

LONGEST PUNT RETURN

96 yards by Johnny Branch vs. Maryland, 1930 (Kenan Stadium record)

SINGLE-GAME TEAM HIGHS

Most Punt Returns: 13 vs. NC State, 1932
Most Yards on Punt Returns: 260 vs. Elon, 2012
Highest Average Gain Per Return (Min. 5 returns): 33.6 vs. Illinois, 2015 (5 for 168)
Most Touchdowns Scored on Punt Returns: 2 vs. Wake Forest, 1933; vs. VMI, 1935; at Tulane, 1993; at Pittsburgh, 2013

SINGLE-SEASON TEAM HIGHS

Most Punt Returns: 70 in 1932
Most Punt Returns Per Game: 7.7 in 1935 (69 in 9)
Fewest Punt Returns Per Game: 1.0 in 2019 (13 in 13); 1.1 in 1962 (11 in 10); 1.1 in 2022 (16 in 14)
Most Punt Return Yards: 718 in 1935
Most Punt Return Yards Per Game: 79.8 in 1935 (718 in 9)
Highest Average Gain Per Punt Return (Min. 15 Returns): 23.7 in 1955 (16 for 379)
Most Touchdowns on Punt Returns: 5 in 2013

COMBINED KICK & PUNT RETURN RECORDS

MOST KICK RETURNS

Game: 9 by Don Jackson vs. Duke, 1934 (9 punts); by Don Jackson vs. Virginia, 1935 (9 punts); by Eric Blount at Maryland, 1989 (2 punts, 7 kickoffs); by Brandon Tate at Duke, 2006 (5 punts, 4 kickoffs); by Charles Brown at Clemson, 2011 (6 kickoffs, 3 punts)
Season: 62 by Brandon Tate, 2007 (23 punts, 39 kickoffs)
Career: 188 by Brandon Tate, 2005-08 (79 punts, 109 kickoffs)

MOST YARDS ON KICK RETURNS

Game: 208 by Brandon Tate at Duke, 2006 (139 on kickoffs, 69 on punts)
Season: 1,155 by Brandon Tate, 2007 (939 on kickoffs, 216 on punts)
Career: 3,523 by Brandon Tate, 2005-08 (2,688 on kickoffs, 835 on punts)

RETURN A PUNT & KICKOFF FOR TOUCHDOWN, SAME GAME

Charlie Justice vs. Florida, 1946; Eric Blount vs. William & Mary, 1991; Brandon Tate at Duke, 2006

BOSTON COLLEGE (SINCE JOINING THE ACC IN 2005)

Rushes: 20 by Ronnie McGill, 2005
 Yards Rushing: 121 by Michael Carter, 2020
 Passes Attempted: 32 by Matt Baker, 2005
 Passes Completed: 20 by Matt Baker, 2005
 Passing Yards: 238 by Cameron Sexton, 2008
 Receptions: 8 by Jesse Holley, 2005; by Hakeem Nicks, 2008
 Yards on Receptions: 139 by Hakeem Nicks, 2008
 Total Offense: 218 by Cameron Sexton, 2008

CLEMSON

Rushes: 32 by Don McCauley, 1970
 Yards Rushing: 228 by Mike Voight, 1975
 Passes Attempted: 39 by Scott Stankavage, 1983
Passes Completed: 26 by Drake Maye, 2022
 Passing Yards: 345 by Marquise Williams, 2014
 Receptions: 11 by Josh Downs, 2022
 Yards on Receptions: 169 by L.C. Stevens, 1997
 Total Offense: 342 by Marquise Williams, 2014

DUKE

Rushes: 47 by Don McCauley, 1970; by Mike Voight, 1976
 Yards Rushing: 291 by Kennard Martin, 1988
 Passes Attempted: 50 by Jeff Beaver, 1966
 Passes Completed: 28 by T.J. Yates, 2010; by Drake Maye, 2022
 Passing Yards: 494 by Marquise Williams, 2015
 Receptions: 11 by Leon Johnson, 1995; by Dwight Jones, 2010
 Yards on Receptions: 185 by Bucky Brooks, 1992
 Total Offense: 524 by Marquise Williams, 2015

FLORIDA STATE (SINCE JOINING THE ACC IN 1992)

Rushes: 25 by Leon Johnson, 1996
 Yards Rushing: 126 by Shaun Draughn, 2009
 Passes Attempted: 40 by C.J. Stephens, 2002
 Passes Completed: 31 by Mitch Trubisky, 2016
 Passing Yards: 439 by T.J. Yates, 2010
 Receptions: 14 by Ryan Switzer, 2016
 Yards on Receptions: 233 by Dwight Jones, 2010
 Total Offense: 443 by T.J. Yates, 2010

GEORGIA TECH

Rushes: 33 by Natrone Means, 1992
 Yards Rushing: 168 by Elijah Hood, 2016
 Passes Attempted: 51 by Sam Howell, 2019
 Passes Completed: 38 by Marquise Williams, 2014
 Passing Yards: 406 by Mark Maye, 1987
 Receptions: 10 by Leon Johnson, 1995
 Yards on Receptions: 247 by Randy Marriott, 1987
 Total Offense: 463 by Marquise Williams, 2014

LOUISVILLE (SINCE JOINING THE ACC IN 2014)

Rushes: 8 by Michael Carter, 2017
 Yards Rushing: 23 by Jordan Brown, 2017
 Passes Attempted: 23 by Brandon Harris, 2017
 Passes Completed: 17 by Brandon Harris, 2017
 Passing Yards: 216 by Brandon Harris, 2017
 Receptions: 8 by Austin Proehl, 2017
 Yards on Receptions: 120 by Austin Proehl, 2017
 Total Offense: 226 by Brandon Harris, 2017

MIAMI (SINCE JOINING THE ACC IN 2004)

Rushes: 27 by Giovani Bernard, 2012
 Yards Rushing: 308 by Michael Carter, 2020
 Passes Attempted: 46 by Mitch Trubisky, 2016
 Passes Completed: 33 by Mitch Trubisky, 2016
Passing Yards: 309 by Drake Maye, 2022

Receptions: 11 by Josh Downs, 2021
 Yards on Receptions: 199 by Eric Ebron, 2013
Total Offense: 362 by Drake Maye, 2022

NC STATE

Rushes: 39 by Mike Voight, 1975
 Yards Rushing: 220 by Elijah Hood, 2015
Passes Attempted: 49 by Drake Maye, 2022
 Passes Completed: 33 by T.J. Yates, 2010
 Passing Yards: 411 by T.J. Yates, 2010
 Receptions: 11 by Jarwarski Pollock, 2003
 Yards on Receptions: 178 by Anthony Elzy, 2010
 Total Offense: 405 by Sam Howell, 2019

PITTSBURGH (SINCE JOINING THE ACC IN 2013)

Rushes: 19 by Marquise Williams, 2014
 Yards Rushing: 122 by Marquise Williams, 2014
 Passes Attempted: 46 by Mitch Trubisky, 2016
 Passes Completed: 35 by Mitch Trubisky, 2016
 Passing Yards: 453 by Mitch Trubisky, 2016
 Receptions: 16 by Ryan Switzer, 2016
 Yards on Receptions: 208 by Ryan Switzer, 2016
Total Offense: 449 by Drake Maye, 2022

SYRACUSE (SINCE JOINING THE ACC IN 2014)

Rushes: 15 by Antonio Williams, 2018
 Yards Rushing: 116 by Antonio Williams, 2018
 Passes Attempted: 52 by Nathan Elliott, 2018
 Passes Completed: 34 by Nathan Elliott, 2018
 Passing Yards: 321 by Nathan Elliott, 2018
 Receptions: 9 by Anthony Ratliff-Williams, 2018
 Yards on Receptions: 94 by Dyami Brown, 2020
 Total Offense: 324 by Nathan Elliott, 2018

VIRGINIA

Rushes: 39 by Derrick Fenner, 1986
 Yards Rushing: 328 by Derrick Fenner, 1986
 Passes Attempted: 40 by Darian Durant, 2003
 Passes Completed: 29 by Bryn Renner, 2012
 Passing Yards: 443 by Sam Howell, 2020
 Receptions: 16 by Quinshad Davis, 2012
 Yards on Receptions: 240 by Dyami Brown, 2020
 Total Offense: 418 by Sam Howell, 2020

VIRGINIA TECH (SINCE JOINING THE ACC IN 2004)

Rushes: 23 by Giovani Bernard, 2012
 Yards Rushing: 262 by Giovani Bernard, 2012
 Passes Attempted: 49 by Sam Howell, 2019
Passes Completed: 26 by Sam Howell, 2019; by Drake Maye, 2022
Passing Yards: 363 by Drake Maye, 2022
 Receptions: 9 by Dazz Newsome, 2019
 Yards on Receptions: 123 by Carl Tucker, 2018; by Josh Downs, 2021
Total Offense: 436 by Drake Maye, 2022

WAKE FOREST

Rushes: 33 by Mike Voight, 1975
 Yards Rushing: 244 by Ronnie McGill, 2003
 Passes Attempted: 49 by Drake Maye, 2022
 Passes Completed: 32 by Sam Howell, 2020
 Passing Yards: 550 by Sam Howell, 2020
 Receptions: 11 by Josh Downs, 2022
 Yards on Receptions: 154 by Josh Downs, 2022
 Total Offense: 571 by Sam Howell, 2020

MOST TOUCHDOWNS SCORED ON KICK RETURNS

Game: 2 by Charlie Justice vs. Florida, 1946 (1 punt, 1 kickoff); by Eric Blount vs. William & Mary, 1991 (1 punt, 1 kickoff); by Andre Purvis at Tulane, 1993 (recovery of blocked punts); by Brandon Tate at Duke, 2006 (1 punt, 1 kickoff); by Ryan Switzer at Pittsburgh, 2013 (2 punts)
Season: 5 by Ryan Switzer, 2013 (5 punts)
Career: 7 by Ryan Switzer, 2013-16 (7 punts)



NORTH CAROLINA'S ACC STATISTICAL LEADERS

INDIVIDUAL

TOTAL OFFENSE--YARDS

Year	Player	Plays	Yards
1958.....	Jack Cummings.....	154	1,148
1963.....	Junior Edge.....	244	1,413
1965.....	Danny Talbott.....	303	1,477
1971.....	Paul Miller.....	250	1,302
2002.....	Darian Durant.....	334	2,286
2020.....	Sam Howell.....	440	3,732
2022.....	Drake Maye.....	701	5,019

SCORING

Year	Player	TD	PAT	FG	Pts
1965.....	Danny Talbott.....	7	13	5	70
1970.....	Don McCauley.....	21	0	0	126
1976.....	Mike Voight.....	18	1	0	110
1980.....	Amos Lawrence.....	15	0	0	90
1981.....	Kelvin Bryant.....	18	0	0	108
1993.....	Leon Johnson.....	16	2	0	100
2012.....	Giovani Bernard.....	19	0	0	114
2020.....	Javonte Williams.....	22	0	0	132

RUSHING YARDS

Year	Player	Att.	Yards
1963.....	Ken Willard.....	167	648
1969.....	Don McCauley.....	204	1,092
1970.....	Don McCauley.....	324	1,720
1975.....	Mike Voight.....	259	1,250
1976.....	Mike Voight.....	315	1,407
1977.....	Amos Lawrence.....	193	1,211
1983.....	Ethan Horton.....	200	1,107
1984.....	Ethan Horton.....	238	1,247
1986.....	Derrick Fenner.....	200	1,250
1988.....	Kennard Martin.....	193	1,146
1991.....	Natrone Means.....	201	1,030
2012.....	Giovani Bernard.....	184	1,228
2020.....	Michael Carter.....	156	1,245

PASSING EFFICIENCY

Year	Player	Rating
1979.....	Matt Kupec.....	131.1
1980.....	Rod Elkins.....	114.7
1986.....	Mark Maye.....	141.3
1996.....	Chris Keldorf.....	137.3
2011.....	Bryn Renner.....	159.4
2020.....	Sam Howell.....	179.1

PASSING YARDS PER GAME

Year	Player	Yards
2019.....	Sam Howell.....	280.1
2022.....	Drake Maye.....	308.6

RECEIVING YARDS

Year	Player	Rec	Yards	TD
1963.....	Bob Lacey.....	48	553	1
1964.....	Ronnie Jackson.....	34	512	5
1966.....	Charlie Carr.....	52	490	0
1974.....	Jimmy Jerome.....	47	837	5
2008.....	Hakeem Nicks.....	68	1,222	12
2020.....	Dyami Brown.....	55	1,099	8

FIELD GOALS

Year	Player	No.	Att.
1969.....	Don Hartig.....	9	21
1971.....	Ken Craven.....	11	16
1976.....	Tom Biddle.....	13	18
1977.....	Tom Biddle.....	15	24
1982.....	Brooks Barwick.....	20	23
1990.....	Clint Gwaltney.....	21	27
2000.....	Jeff Reed.....	16	20
2008.....	Casey Barth.....	21	25

PUNTING--YARDS PER PUNT

Year	Player	No.	Avg
1953.....	Dick Lackey.....	27	43.4
1956.....	Walley Vale.....	31	41.1
1957.....	Don Coker.....	20	39.6
1958.....	Don Coker.....	31	43.2
1963.....	Bill Edwards.....	52	37.3
1980.....	Steve Streater.....	59	43.4
1985.....	Tommy Barnhardt.....	68	41.5
1992.....	Mike Thomas.....	56	43.1
1998.....	Brian Schmitz.....	75	44.8
1999.....	Brian Schmitz.....	74	47.8

TACKLES PER GAME

Year	Player	No.	Avg/G
2018.....	Cole Holcomb.....	105	9.5

INTERCEPTIONS

Year	Player	No.	Yards	TD
1963.....	Bill Edwards.....	4	5	0
1972.....	Lou Angelo.....	8	72	0
1976.....	Bobby Cale.....	5	8	0
1980.....	Steve Streater.....	5	43	0
1985.....	Larry Griffin.....	6	24	0
1986.....	Derrick Donald.....	6	51	0
1996.....	Dre' Bly.....	11	141	1
2008.....	Trimane Goddard.....	7	156	1
2021.....	Cam'Ron Kelly.....	4	24	0

ALL-PURPOSE RUNNING

Year	Player	Yards
1961 . . .	Gib Carson	887
1964 . . .	Ken Willard	1269
1969 . . .	Don McCauley	1770
1970 . . .	Don McCauley	2021
1971 . . .	Lewis Jolley	1455
1974 . . .	James Betterson	1647
1976 . . .	Mike Voight	1439
1984 . . .	Ethan Horton	1501
1986 . . .	Derrick Fenner	1372
1987 . . .	Randy Marriott	1253
1991 . . .	Natrone Means	1208
2007 . . .	Brandon Tate	147.1 avg.
2012 . . .	Giovani Bernard	198.1 avg.

KICKOFF RETURNS--YARDS PER RETURN

Year	Player	No.	Avg	TD
1953.....	Ken Keller	13	21.5	0
1974.....	James Betterson	18	28.4	0
1987.....	Randy Marriott	27	22.5	0
1991.....	Eric Blount	25	27.2	1
1994.....	Marcus Wall	27	27.5	1
1996.....	Leon Johnson	14	24.8	1
1998.....	Tyrell Godwin	12	27.8	1
2003.....	Michael Waddell	15	31.7	1
2011.....	T.J. Thorpe	36	26.7	1
2016.....	T.J. Logan	21	32.9	2

PUNT RETURNS--YARDS PER RETURN

Year	Player	No.	Avg	TD
1969.....	Rusty Culbreth	27	8.0	0
1976.....	Mel Collins	15	10.7	0
1988.....	Eric Blount	15	9.9	0
1994.....	Octavus Barnes	14	10.8	0
2012.....	Giovani Bernard	16	16.4	2
2013.....	Ryan Switzer	24	20.9	5
2020.....	Dazz Newsome	17	9.9	0

TEAM

TOTAL OFFENSE -- YARDS PER GAME

Year	Yards	Per Game
1958.....	3,198	319.8
1963.....	3,414	341.4
1969.....	3,662	366.2
1970.....	4,523	411.2
1971.....	4,015	365.0
1974.....	4,691	426.5
1980.....	4,018	365.3
1981.....	4,573	415.7
1983.....	4,860	441.8
1986.....	4,796	436.0
2020.....	6,447	537.2

RUSHING OFFENSE -- YARDS PER GAME

Year	Yards	Per Game
1969.....	2,615	261.5
1970.....	3,137	285.2
1972.....	2,684	244.0
1974.....	2,925	265.9
1975.....	2,466	224.2
1980.....	2,977	270.6
1981.....	3,019	274.5
1982.....	2,881	261.9
1983.....	3,046	276.9
1993.....	3,036	253.0
1994.....	2,496	226.9

PASSING OFFENSE-- YARDS PER GAME

Year	Yards	Per Game
1963.....	1,605	160.5
2002.....	3,199	266.6

PASSING EFFICIENCY

Year	Rating
2008.....	138.9
2011.....	157.6
2015.....	159.4
2016.....	156.9
2020.....	177.6

SCORING OFFENSE-- POINTS PER GAME

Year	Points	Per Game
1958.....	195	19.5
1964.....	178	17.8
1969.....	200	20.0
1970.....	346	31.5
1971.....	285	25.9
1974.....	340	30.9
1979.....	273	24.8
1980.....	281	25.5
1981.....	344	31.3
2015.....	570	40.7

TOTAL DEFENSE-- YARDS ALLOWED PER GAME

Year	Yards	Per Game
1958.....	2,397	239.7
1964.....	2,573	257.3
1970.....	2,864	260.4
1971.....	3,062	278.4
1977.....	2,624	238.5
1980.....	2,821	256.5
1982.....	2,602	235.5
1983.....	3,254	295.8
1995.....	2,940	267.3
1996.....	2,482	225.6
1997.....	2,302	209.3
2001.....	3,664	305.3
2008.....	3,505	269.6

RUSHING DEFENSE-- YARDS ALLOWED PER GAME

Year	Yards	Per Game
1958.....	1,349	134.9
1964.....	1,462	146.2
1969.....	1,085	108.5
1970.....	1,048	95.3
1971.....	1,479	134.5
1977.....	1,487	135.2
1983.....	1,494	135.8
2008.....	1,243	95.6

PASSING DEFENSE-- YARDS ALLOWED PER GAME

Year	Yards	Per Game
1953.....	782	78.2
1960.....	676	67.6
1963.....	844	84.4
1974.....	1,175	106.8
1977.....	1,137	103.4
1982.....	1,490	135.5
1996.....	83.2 rating points	
1997.....	81.5 rating points	
2001.....	98.9 rating points	
2016.....	2,350	180.8

SCORING DEFENSE--POINTS ALLOWED PER GAME

Year	Points	Per Game
1958.....	109	10.9
1969.....	164	16.4
1970.....	179	16.3
1971.....	145	13.2
1977.....	81	7.4
1980.....	123	11.2
1982.....	139	12.6
1983.....	188	17.1
1996.....	110	10.0
1997.....	143	13.0



YEAR-BY-YEAR LEADERS



TOTAL OFFENSE

Year	Name	Plays	Rush	Pass	Total	TDR
1931	Bill Croom	93	238	246	484	3
1932	John Phipps	144	156	324	480	4
1933	Alan McDonald	108	143	293	436	4
1934	Don Jackson	114	175	326	501	6
1935	Don Jackson	200	492	713	1205	15
1936	Jim Hutchins	121	455	174	629	8
1937	Tom Burnette	72	418	127	545	5
1938	Jim Lalanne	121	213	302	515	3
1939	Jim Lalanne	172	406	538	944	15
1940	Jim Lalanne	183	541	333	874	9
1941	Hugh Cox	164	394	209	603	7
1942	Billy Myers	119	376	257	633	5
1943	Eddie Teague	126	379	145	524	3
1944	Bob Warren	160	19	303	322	2
1945	Tom Gorman	104	34	420	454	2
1946	Charlie Justice	181	943	274	1217	13
1947	Charlie Justice	175	548	390	938	14
1948	Charlie Justice	269	766	854	1620	23
1949	Charlie Justice	222	377	731	1108	14
1950	Billy Hayes	192	136	528	664	2
1951	Frank Wissman	118	116	396	512	5
1952	Marshall Newman	160	47	564	611	7
1953	Ken Keller	86	432	0	432	5
1954	Len Bullock	132	96	283	379	5
1955	Ken Keller	114	353	51	404	2
1956	Ed Sutton	134	748	71	819	8
1957	Jack Cummings	106	30	640	670	5
1958	JACK CUMMINGS	154	11	1139	1150	11
1959	Jack Cummings	169	68	889	957	6
1960	Ray Farris	269	257	865	1122	9
1961	Ray Farris	269	153	875	1028	6
1962	Junior Edge	225	64	1234	1298	8
1963	JUNIOR EDGE	244	250	1163	1413	10
1964	Gary Black	254	261	1038	1299	10
1965	DANNY TALBOTT	303	397	1080	1477	10
1966	Danny Talbott	196	188	691	879	4
1967	Gayle Bomar	351	529	873	1402	6
1968	Gayle Bomar	354	495	1229	1724	13
1969	Don McCauley	205	1092	0	1092	11
1970	Don McCauley	327	1720	9	1729	21
1971	PAUL MILLER	250	261	1041	1302	15
1972	Nick Vidnovic	226	149	1096	1245	16
1973	Sammy Johnson	186	1006	0	1006	7
1974	Chris Kupec	222	109	1474	1583	21
1975	Bill Paschall	265	109	1195	1304	11
1976	Mike Voight	315	1407	0	1407	18
1977	Amos Lawrence	197	1211	20	1231	7
1978	Amos Lawrence	235	1043	0	1043	3
1979	Matt Kupec	170	-23	1587	1564	20
1980	Amos Lawrence	229	1118	0	1118	11
1981	Rod Elkins	172	38	994	1032	10
1982	Scott Stankavage	179	1	1124	1125	11
1983	Scott Stankavage	288	-21	1721	1700	20
1984	Kevin Anthony	347	-4	1786	1782	12
1985	Kevin Anthony	292	-143	1546	1403	13
1986	Mark Maye	233	96	1401	1497	12
1987	Mark Maye	328	-51	1965	1914	9
1988	Kennard Martin	193	1146	0	1146	11
1989	Jonathan Hall	150	120	581	701	2
1990	Todd Burnett	263	-114	1339	1225	4
1991	Natrone Means	201	1030	0	1030	11
1992	Jason Stanicek	209	121	1082	1203	5
1993	Jason Stanicek	326	406	1878	2284	16
1994	Jason Stanicek	254	281	1222	1503	10
1995	Mike Thomas	393	53	2436	2489	11
1996	Chris Keldorf	394	-177	2347	2230	23
1997	Oscar Davenport	232	12	1380	1392	9
1998	Ronald Curry	227	419	975	1394	8
1999	Ronald Curry	170	226	682	908	5
2000	Ronald Curry	423	351	2325	2676	17
2001	Darian Durant	281	128	1843	1971	19
2002	Darian Durant	334	163	2123	2286	18
2003	Darian Durant	480	396	2551	2947	24
2004	Darian Durant	380	188	2238	2426	18
2005	Matt Baker	425	-34	2345	2311	11
2006	Joe Dailey	245	61	1316	1377	8
2007	T.J. Yates	438	-123	2655	2532	16
2008	Cameron Sexton	194	-96	1261	1165	10
2009	T.J. Yates	399	-66	2136	2070	15
2010	T.J. Yates	501	-77	3418	3341	22
2011	Bryn Renner	407	-88	3086	2998	26
2012	Bryn Renner	483	38	3356	3394	29
2013	Marquise Williams	328	536	1698	2234	22

2014	Marquise Williams	621	788	3068	3856	34
2015	Marquise Williams	515	948	3072	4020	37

TOTAL OFFENSE

Year	Name	Plays	Rush	Pass	Total	TDR
2016	Mitch Trubisky	540	308	3748	4056	35
2017	Chazz Surratt	268	210	1342	1552	13
2018	Nathan Elliott	364	35	2169	2204	11
2019	Sam Howell	516	35	3641	3676	39
2020	SAM HOWELL	440	146	3586	3732	35
2021	Sam Howell	530	828	3056	3884	35
2022	DRAKE MAYE	701	698	4321	5019	45

TDR: Touchdowns Responsible For (rushing & passing)

SCORING

Year	Name	TD	PAT	FG	Points
1931	Rip Slusser	7	0	0	42
1932	Bill Croom	3	0	0	18
1933	George Moore	3	0	0	18
1934	Harry Montgomery	4	0	0	24
	Charlie Shaffer	4	0	0	24
1935	Don Jackson	7	0	0	42
1936	Jim Hutchins	7	0	0	42
1937	Crowell Little	7	0	0	42
	George Watson	7	0	0	42
1938	George Radman	6	0	0	36
1939	Paul Severin	5	4	2	40
1940	Jim Lalanne	6	0	0	36
1941	Hugh Cox	4	2	0	26
1942	Billy Myers	4	6	0	30
1943	Billy Myers	5	0	0	30
	Hosea Rodgers	5	0	0	30
1944	Bob Warren	2	0	0	12
1945	Tom Colfer	5	0	0	30
1946	Charlie Justice	12	0	0	72
1947	Charlie Justice	8	0	0	48
1948	Charlie Justice	11	0	0	66
1949	Charlie Justice	8	0	0	48
1950	Bud Wallace	5	0	0	30
1951	Bud Wallace	4	0	0	24
	Dick Wiess	4	0	0	24
1952	Benny Walsler	4	0	0	24
1953	Ken Keller	5	7	0	37
1954	Ken Keller	4	9	0	33
1955	Ken Keller	2	9	0	21
1956	Ed Sutton	7	0	0	42
1957	Giles Gaca	3	0	0	18
	Daley Goff	3	0	0	18
	Buddy Payne	3	0	0	18
1958	Don Klochak	5	2	0	34
1959	Don Klochak	5	0	0	30
1960	Ray Farris	6	0	0	36
1961	Bob Elliott	3	12	3	39
1962	Bob Lacey	5	1	1	35
1963	Ken Willard	6	1	0	38
1964	Ken Willard	9	0	0	54
1965	DANNY TALBOTT	7	13	5	70
1966	Bill Dodson	0	5	5	20
1967	Tommy Dempsey	4	0	0	24
1968	Don Hartig	0	14	8	38
1969	Don McCauley	11	0	0	66
1970	DON MCCAULEY	21	0	0	126
1971	Lewis Jolley	11	1	0	68
1972	Ellis Alexander	0	35	7	56
1973	Ellis Alexander	0	24	8	48
1974	Mike Voight	11	0	0	66
1975	Mike Voight	11	0	0	66
1976	MIKE VOIGHT	18	1	0	110
1977	Tom Biddle	0	21	15	66
1978	Jeff Hayes	0	19	8	43
1979	Amos Lawrence	10	0	0	60
1980	AMOS LAWRENCE	15	0	0	90
1981	KELVIN BRYANT	18	0	0	108
1982	Brooks Barwick	0	37	20	97
1983	Brooks Barwick	0	40	11	73
1984	Kenny Miller	0	18	16	66
1985	Earl Winfield	9	0	0	54
1986	Lee Gliarmis	0	30	11	63
1987	Kenny Miller	0	23	13	62
1988	Kennard Martin	11	0	0	66
1989	Michael Benefield	5	0	0	30
	Clint Gwaltney	0	15	5	30
1990	Clint Gwaltney	0	22	21	85
1991	Natrone Means	11	0	0	66
1992	Natrone Means	13	1	0	80

1993	LEON JOHNSON	16	2	0	100
1994	Tripp Pignetti	0	37	12	73
1995	Leon Johnson	12	1	0	74
1996	Leon Johnson	12	0	0	72
1997	Josh McGee	0	34	12	70

SCORING

Year	Name	TD	PAT	FG	Points
1998	Josh McGee	0	30	14	72
1999	Josh McGee	0	15	17	66
2000	Jeff Reed	0	30	16	78
2001	Jeff Reed	0	36	12	72
2002	Dan Orner	0	26	9	53
2003	Dan Orner	0	35	12	71
2004	Connor Barth	0	35	14	77
2005	Connor Barth	0	23	11	56
2006	Connor Barth	0	24	10	54
2007	Connor Barth	0	21	19	78
2008	Hakeem Nicks	13	0	0	78
2009	Casey Barth	0	34	21	97
2010	Casey Barth	0	38	19	95
2011	Giovani Bernard	14	0	0	84
2012	Giovani Bernard	19	0	0	114
2013	Thomas Moore	0	46	14	90
2014	Marquise Williams	14	0	0	84
2015	Nick Weiler	0	67	20	127
2016	Nick Weiler	0	51	15	96
2017	Freeman Jones	0	37	9	64
2018	Freeman Jones	0	31	18	85
2019	Noah Ruggles	0	45	19	102
2020	JAVONTE WILLIAMS	22	0	0	132
2021	Grayson Atkins	0	52	19	109
2022	Noah Burnette	0	57	15	102

RUSHING

Year	Name	Att	Yds	TD
1931	Rip Slusser	122	421	6
1932	Bill Croom	52	265	2
1933	Alan McDonald	54	143	1
1934	Jim Hutchins	98	406	2
1935	Don Jackson	100	492	5
1936	Jim Hutchins	103	455	7
1937	Tom Burnette	57	418	2
1938	Jack Kraynick	106	340	3
1939	Jim Lalanne	83	406	6
1940	Jim Lalanne	111	541	6
1941	Hugh Cox	113	394	3
1942	Billy Myers	76	376	4
1943	Hosea Rodgers	83	461	5
1944	Art Lowe	28	134	1
1945	Bill Voris	98	291	1
1946	Charlie Justice	131	943	9
1947	Charlie Justice	125	548	5
1948	Charlie Justice	147	766	8
1949	Billy Hayes	148	447	1
1950	Dick Bunting	106	401	2
1951	Dick Wiess	82	339	4
1952	Larry Parker	83	215	1
1953	Ken Keller	83	432	5
1954	Don Klochak	55	361	



YEAR-BY-YEAR LEADERS

Year	Name	Att	Yds	TD
1980	Amos Lawrence	229	1118	11
1981	Kelvin Bryant	152	1015	17
1982	Kelvin Bryant	228	1064	3
1983	ETHAN HORTON	200	1107	3
1984	ETHAN HORTON	238	1247	6
1985	William Humes	115	515	5
1986	DERRICK FENNER	200	1250	6
1987	Eric Starr	142	550	3
1988	KENNARD MARTIN	193	1146	11
1989	Aaron Staples	114	463	4
1990	Natrone Means	168	849	10
1991	NATRONE MEANS	201	1030	11
1992	Natrone Means	236	1195	13
1993	Curtis Johnson	173	1034	11
1994	Leon Johnson	151	805	7
1995	Leon Johnson	225	963	12
1996	Leon Johnson	242	913	10
1997	Jonathan Linton	248	1004	10
1998	Rufus Brown	133	534	3
1999	Daniel Davis	69	303	2
2000	Brandon Russell	145	508	3
2001	Andre' Williams	170	520	4
2002	Jacque Lewis	130	574	2
2003	Ronnie McGill	128	654	7
2004	Chad Scott	143	796	8
2005	Ronnie McGill	130	530	5
2006	Ronnie McGill	192	790	7
2007	Johnny White	95	399	0
2008	Shaun Draughn	198	866	3
2009	Ryan Houston	191	713	9
2010	Johnny White	130	720	7
2011	Giovani Bernard	239	1253	13
2012	Giovani Bernard	184	1228	19
2013	Marquise Williams	111	536	6
2014	Marquise Williams	193	788	13
2015	Elijah Hood	219	1463	17
2016	Elijah Hood	145	858	8
2017	Jordon Brown	138	613	4
2018	Michael Carter	84	597	2
2019	Michael Carter	177	1003	3
2020	MICHAEL CARTER	156	1245	9
2021	Ty Chandler	182	1092	13
2022	Drake Maye	184	698	7

PASSING

Year	Name	Comp	Att	Yds	TD
1931	Tom White	11	35	138	1
1932	John Phipps	20	63	324	3
1933	Alan McDonald	18	54	293	3
1934	Don Jackson	19	55	326	3
1935	Don Jackson	47	100	713	8
1936	Crowell Little	13	32	179	2
1937	Crowell Little	19	46	265	0
1938	Jim Lalanne	21	52	302	2
1939	Jim Lalanne	44	89	538	9
1940	Jim Lalanne	33	72	333	3
1941	Hugh Cox	19	51	209	3
1942	Billy Myers	19	43	257	1
1943	Billy Myers	17	45	317	4
1944	Bob Warren	25	72	303	0
1945	Tom Gorman	27	73	420	2
1946	Charlie Justice	19	50	274	1
1947	Charlie Justice	27	50	390	6
1948	Charlie Justice	62	122	854	12
1949	Charlie Justice	51	99	731	6
1950	Billy Hayes	49	104	528	2
1951	Frank Wissman	35	65	396	4
1952	Marshall Newman	34	92	564	7
1953	Marshall Newman	26	81	297	3
1954	Len Bullock	31	55	283	3
1955	Dave Reed	25	73	418	1
1956	Dave Reed	22	54	313	4
1957	Jack Cummings	39	76	640	4
1958	Jack Cummings	68	134	1139	11
1959	Jack Cummings	63	144	889	4
1960	Ray Farris	63	143	865	3
1961	Ray Farris	71	159	875	2
1962	Junior Edge	103	185	1234	7
1963	Junior Edge	89	170	1163	5
1964	Gary Black	82	174	1038	7
1965	Danny Talbott	103	207	1080	3
1966	Danny Talbott	69	122	691	2
1967	Gayle Bomar	79	158	873	4
1968	Gayle Bomar	87	189	1229	8

1969	John Swofford	33	74	487	4
1970	Paul Miller	48	80	728	8
1971	Paul Miller	75	146	1041	9
1972	Nick Vidnovic	69	143	1096	10
1973	Bill Paschall	65	116	837	7
1974	Chris Kupec	104	150	1474	12
1975	Bill Paschall	93	180	1195	10
1976	Matt Kupec	52	99	751	2
1977	Matt Kupec	59	105	715	7
1978	Matt Kupec	71	121	787	6
1979	MATT KUPEC	123	227	1587	18
1980	ROD ELKINS	81	160	1002	11
1981	Rod Elkins	69	136	994	9
1982	Scott Stankavage	78	158	1124	11
1983	Scott Stankavage	147	249	1721	16
1984	Kevin Anthony	146	265	1786	8
1985	Kevin Anthony	142	249	1546	11
1986	MARK MAYE	110	176	1401	10
1987	Mark Maye	143	270	1965	9
1988	Todd Burnett	52	97	497	3
1989	Jonathan Hall	50	113	581	2
1990	Todd Burnett	112	219	1339	4
1991	Chuckie Burnette	81	130	939	4
1992	Jason Stanicek	84	144	1082	4
1993	Jason Stanicek	139	217	1878	12
1994	Jason Stanicek	96	166	1222	7
1995	Mike Thomas	185	332	2436	10
1996	CHRIS KELDORF	201	338	2347	23
1997	Oscar Davenport	115	183	1380	7
1998	Oscar Davenport	100	182	1208	8
1999	Ronald Curry	54	110	682	3
2000	Ronald Curry	163	304	2325	11
2001	Darian Durant	142	223	1843	17
2002	Darian Durant	147	248	2123	16
2003	Darian Durant	234	389	2551	18
2004	Darian Durant	178	299	2238	17
2005	Matt Baker	180	346	2345	9
2006	Joe Dailey	112	195	1316	7
2007	T.J. Yates	218	365	2655	14
2008	Cameron Sexton	94	168	1261	9
2009	T.J. Yates	214	355	2136	14
2010	T.J. Yates	282	422	3418	19
2011	Bryn Renner	239	350	3086	26
2012	Bryn Renner	276	422	3356	28
2013	Bryn Renner	152	231	1765	10
2014	Marquise Williams	270	428	3068	21
2015	Marquise Williams	219	357	3072	24
2016	Mitch Trubisky	304	447	3748	30
2017	Chazz Surratt	107	183	1342	8
2018	Nathan Elliott	201	325	2169	11
2019	Sam Howell	259	422	3641	38
2020	SAM HOWELL	237	348	3586	30
2021	Sam Howell	217	347	3056	24
2022	DRAKE MAYE	342	517	4321	38

RECEIVING

Year	Name	Rec	Yds	Avg	TD
1931	Rip Slusser	9	231	25.7	1
	Theron Brown	9	92	10.2	0
1932	George Brandt	9	109	12.1	1
1933	Bill Croom	6	172	28.7	0
1934	Dick Buck	11	271	24.6	3
1935	Harry Montgomery	13	142	10.9	0
1936	Dick Buck	20	232	11.6	2
1937	Andy Bershak	14	198	14.1	1
1938	Cluck Hine	8	104	13.0	0
1939	George Radman	23	228	9.9	3
1940	Paul Severin	15	185	12.3	1
1941	Craven Turner	6	91	15.2	1
1942	Joe Austin	9	174	19.3	2
1943	Eddie Bryant	7	179	25.6	2
	Barney Poole	7	70	10.0	2
1944	Jim Camp	14	157	11.2	0
1945	Mike Rubish	8	107	13.4	0
1946	Jack Fitch	6	129	21.5	0
1947	Bob Cox	22	297	13.5	2
1948	Art Weiner	31	481	15.5	6
1949	Art Weiner **	52	762	14.7	7
1950	Benny Walser	16	260	16.3	4
1951	Skeet Hesmmer	14	109	7.8	0
1952	Benny Walser	12	186	15.5	4
1953	Tom Adler	13	145	11.2	0
1954	Will Frye	12	100	8.3	0
1955	Will Frye	13	181	13.9	0
1956	Ed Sutton	14	159	11.4	2

1957	Buddy Payne	12	204	17.0	3
1958	Al Goldstein	24	490	20.4	2
1959	Al Goldstein	20	328	16.4	2
1960	John Schroeder	15	202	13.5	0
1961	Jimmy Addison	16	110	6.9	0
1962	Bob Lacey	44	668	15.2	5
1963	BOB LACEY	48	533	11.1	1
1964	RONNIE JACKSON	34	512	15.1	5
1965	Bob Hume	30	263	8.8	0
1966	CHARLIE CARR	52	490	9.4	0
1967	Peter Davis	30	338	11.3	2
1968	Don McCauley	23	313	13.6	1
1969	Tony Blanchard	23	320	13.9	2
1970	Lewis Jolley	20	358	17.9	5
1971	Lewis Jolley	23	367	16.0	4
1972	Jimmy Jerome	22	326	14.8	4
1973	Jimmy Jerome	24	309	12.9	3
1974	JIMMY JEROME	47	837	17.8	5
1975	Charlie Williams	24	290	12.1	3
1976	Mel Collins	14	185	13.2	1
1977	Brooks Williams	19	218	11.5	2
1978	Bob Loomis	31	432	13.9	7
1979	Mike Chatham	29	448	15.4	8
1980	Mike Chatham	20	239	12.0	0
1981	Jon Richardson	28	373	13.3	1
1982	Victor Harrison	30	489	16.3	3
1983	Mark Smith	40	580	14.5	8
1984	Earl Winfield	34	527	15.5	0
1985	Earl Winfield	47	696	14.8	8
1986	Eric Streater	37	601	16.2	4
1987	Randy Marriott	36	634	17.6	4
1988	Randy Marriott	34	498	14.6	4
1989	Randall Felton	37	495	13.4	1
1990	Corey Holliday	28	488	17.4	1
1991	Corey Holliday	40	504	12.6	2
1992	Corey Holliday	37	588	15.9	2
1993	Corey Holliday	50	867	17.3	2
1994	Octavus Barnes	32	609	19.0	3
1995	Leon Johnson	54	408	7.6	0
1996	Na Brown	52	534	10.3	4
1997	Na Brown	55	610	11.1	4
1998	Na Brown	55	897	16.3	6
1999	Kory Bailey	25	418	16.7	2
2000	Bosley Allen	40	634	15.9	4
2001	Sam Aiken	46	789	17.2	8
2002	Sam Aiken	68	990	14.6	4
2003	Jarwarski Pollock	71	745	10.5	1
2004	Jarwarski Pollock	45	408	9.1	2
2005	Jesse Holley	47	670	14.3	1
2006	Hakeem Nicks	39	660	16.9	4
2007	Hakeem Nicks	74	958	12.9	5
2008	Hakeem Nicks	68	1222	18.0	12
2009	Greg Little	62	724	11.7	5
2010	Dwight Jones	62	946	15.3	4
2011	Dwight Jones	85	1196	14.1	12
2012	Quinshad Davis	61	776	12.7	5
2013	Eric Ebron	62	973	15.7	3
2014	Ryan Switzer	61	757	12.4	4
2015	Ryan Switzer	55	697	12.7	6
	Quinshad Davis	55	638	11.6	4
2016	Ryan Switzer	96	1112	11.6	6
2017	A. Ratliff-Williams	35	630	18.0	6
2018	Dazz Newsome	44	506	11.5	2
2019	Dyami Brown	51	1034	20.3	12
2020	DYAMI BROWN	55	1099	20.0	8
2021	Josh Downs	101	1335	13.2	8
2022	JOSH DOWNS	94	1029	11.0	11

** Art Weiner led the nation in 1949

PUNTING

Year	Name	No.	Yds	Avg
1931	Johnny Branch	20	726	36.3

YEAR-BY-YEAR LEADERS



1945	Bob Warren	20	655	32.8
1946	Charlie Justice	45	1796	39.9
1947	Charlie Justice	61	2538	41.6
1948	Charlie Justice**	62	2728	44.0
1949	Charlie Justice	63	2777	44.1
1950	Bud Wallace	27	1231	45.6
1951	Bud Wallace	65	2613	39.9
1952	Bud Wallace	70	2875	41.1
1953	DICK LACKEY	27	1172	43.4
1954	Larry Parker	29	1000	34.4
1955	Will Frye	54	1995	36.9
1956	WALLY VALE	31	1274	41.1
1957	DON COKER	20	791	39.5
1958	DON COKER	31	1339	43.2
1959	Jack Cummings	43	1405	34.3
1960	Ray Farris	53	1991	37.6
1961	Ray Farris	62	2369	38.2
1962	Junior Edge	37	1336	36.1
1963	BILL EDWARDS	52	1940	37.3
1964	Bill Edwards	51	1941	38.1
1965	Bill Edwards	56	2197	39.2
1966	Danny Talbott	16	605	37.8
1967	Chip Stone	55	1971	35.8
1968	Chip Stone	67	2474	36.9
1969	Ken Price	62	2256	36.4
1970	Don McCauley	48	1845	38.4
1971	Nick Vidnovic	60	2565	42.8
1972	Dale Lydecker	32	1316	41.1
1973	Dale Lydecker	48	1933	40.3
1974	Dale Lydecker	36	1399	38.9
1975	Johnny Elam	63	2565	40.7
1976	Johnny Elam	54	2065	38.2
1977	Johnny Elam	68	2569	37.8
1978	Steve Streater	44	1790	40.7
1979	Steve Streater	75	3092	41.2
1980	STEVE STREATER	59	2560	43.4
1981	Jeff Hayes	54	2257	41.8
1982	David Lowe	49	1941	39.6
1983	Tommy Barnhardt	36	1424	39.6
1984	Tommy Barnhardt	52	2266	43.6
1985	TOMMY BARNHARDT	68	2824	41.5
1986	Kenny Miller	52	2047	39.4
1987	Kenny Miller	31	1278	41.2
1988	Scott McAlister	68	2711	39.9
1989	Scott McAlister	73	3114	42.7
1990	Scott McAlister	79	3433	43.5
1991	Scott McAlister	58	2262	39.0
1992	MIKE THOMAS	56	2415	43.1
1993	Mike Thomas	31	1170	37.7
1994	Mike Thomas	45	1771	39.4
1995	Scott Caparelli	37	1427	34.2
1996	Derrick DePriest	54	2087	38.6
1997	Brian Schmitz	57	2278	40.0
1998	BRIAN SCHMITZ	75	3357	44.8
1999	BRIAN SCHMITZ	74	3538	47.8
2000	Blake Ferguson	40	1475	36.9
2001	John Lafferty	67	2656	39.6
2002	John Lafferty	61	2235	36.6
2003	David Wooldridge	27	1218	45.1
2004	David Wooldridge	48	2003	41.7
2005	David Wooldridge	66	2713	41.1
2006	David Wooldridge	62	2548	41.1
2007	Terrence Brown	64	2650	41.4
2008	Terrence Brown	59	2331	39.5
2009	Grant Schallock	65	2621	40.3
2010	C.J. Feagles	46	1725	37.5
2011	Tommy Hibbard	51	1999	39.2
2012	Tommy Hibbard	50	2152	43.0
2013	Tommy Hibbard	65	2793	43.0
2014	Tommy Hibbard	64	2628	41.1
2015	Joey Mangili	24	978	40.1
2016	Tom Sheldon	50	2134	42.7
2017	Tom Sheldon	45	2061	45.8
2018	Hunter Lent	50	1993	39.9
2019	Ben Kiernan	60	2479	41.3
2020	Ben Kiernan	34	1485	43.7
2021	Ben Kiernan	45	1966	43.7
2022	BEN KIERNAN	48	2245	46.8

** led the nation

KICKOFF RETURNS

Year	Name	No.	Yds	Avg	TD
1931	Rip Slusser	4	109	27.3	0
1932	Stuart Chandler	8	177	22.1	0
1933	George Moore	4	72	18.0	0

1934	Jim Hutchins	1	36	36.0	0
1935	Don Jackson	3	89	29.7	0
1936	Tom Burnette	6	164	27.3	0
1937	Crowell Little	4	85	21.3	0
1938	George Watson	1	46	46.0	0
1939	George Stirnweiss	3	90	30.0	0
1940	Jim Lalanne	3	112	37.3	0
1941	Johnny Pecora	8	242	30.3	1
1942	Hugh Cox	5	142	28.4	0
1943	Joe Kosinski	3	68	22.7	0
1944	Jim Camp	9	180	20.0	0
1945	Don Clayton	4	99	24.8	0
1946	Charlie Justice	10	345	34.5	1
1947	Charlie Justice	7	156	22.3	0
1948	Charlie Justice	5	141	28.2	0
1949	Charlie Justice	9	184	20.4	0
1950	Billy Hayes	4	98	24.5	0
1951	Larry Parker	15	344	22.9	0
1952	Bud Wallace	12	240	20.0	0
1953	KEN KELLER	13	279	21.5	0
1954	Larry Parker	10	223	22.3	0
1955	Ken Keller	13	280	21.5	0
1956	Ed Sutton	14	298	21.3	0
1957	Jim Schuler	4	101	25.3	0
1958	Emil DeCantis	6	133	22.2	0
1959	Don Klochak	4	156	39.0	1
1960	Ward Marslender	12	238	19.8	0
1961	Gib Carson	15	311	20.7	0
1962	Ronnie Jackson	17	386	22.4	0
1963	Ken Willard	9	177	19.7	0
1964	Ronnie Jackson	9	232	25.8	0
1965	Jimmy Byrd	15	281	18.8	0
1966	David Riggs	23	480	20.9	0
1967	David Riggs	16	387	24.2	0
1968	Don McCauley	24	538	22.4	0
1969	Don McCauley	17	440	25.9	1
1970	Les Whitehorne	22	516	23.5	0
1971	Lewis Jolley	16	376	23.4	0
1972	Earl Chesson	13	293	22.5	0
1973	Mike Voight	16	339	21.2	0
1974	JAMES BETTERSON	18	512	28.4	0
1975	Alan Caldwell	19	380	20.0	0
1976	Delbert Powell	22	532	24.2	1
1977	Delbert Powell	11	207	18.8	0
1978	Walter Sturdivant	16	354	22.1	0
1979	Phil Farris	5	134	26.8	0
1980	Mark Smith	9	195	21.7	0
1981	Mark Smith	8	167	20.9	0
1982	Mark Smith	15	300	20.0	0
1983	Mark Smith	12	240	20.0	0
1984	Norris Davis	13	247	19.0	0
1985	Eric Lewis	16	348	21.8	0
1986	Eric Starr	18	367	20.4	0
1987	RANDY MARRIOTT	27	607	22.5	0
1988	Randy Marriott	28	539	19.3	0
1989	Eric Blount	24	554	23.1	0
1990	Eric Blount	25	604	24.2	0
1991	ERIC BLOUNT	25	679	27.2	1
1992	Randy Jordan	17	388	22.8	0
1993	Marcus Wall	31	734	23.7	0
1994	MARCUS WALL	27	743	27.5	1
1995	Marcus Wall	20	492	24.6	1
1996	LEON JOHNSON	14	347	24.8	1
1997	Antwon Black	11	248	22.5	0
1998	TYRELL GODWIN	12	334	27.8	1
1999	Sam Aiken	13	275	21.2	0
2000	Sam Aiken	18	365	20.3	0
2001	Kevin Knight	15	272	18.1	0
2002	Wallace Wright	29	624	21.5	0
2003	MICHAEL WADDELL**	15	475	31.7	1
2004	Mike Mason	22	508	23.1	0
2005	Brandon Tate	21	542	25.8	1
2006	Brandon Tate	38	902	23.7	2
2007	Brandon Tate	39	939	24.1	0
2008	Johnny White	15	379	25.3	0
2009	Johnny White	18	369	20.5	0
2010	Da'Norris Searcy	12	299	24.9	0
2011	T.J. Thorpe	36	960	26.7	1
2012	Sean Tapley	31	725	23.4	1
2013	T.J. Logan	19	511	26.9	2
2014	T.J. Logan	16	405	25.3	0
2015	T.J. Logan	21	492	23.4	0
2016	T.J. Logan	21	690	32.9	2
2017	A. Ratliff-Williams	34	895	26.3	2
2018	A. Ratliff-Williams	28	598	21.4	0

2019	Michael Carter	19	466	24.5	0
2020	Michael Carter	8	156	19.5	0
2021	Ja'Quarious Conley	9	197	21.9	0
2022	George Pettaway	7	221	31.6	0

**Led the nation

PUNT RETURNS

Year	Name	No.	Yds	Avg	TD
1931	Johnny Branch	10	198	19.8	1
1932	Charles Woollen	30	259	8.6	1
1933	Charles Woollen	24	177	7.4	0
1934	Don Jackson	38	304	8.0	0
1935	Don Jackson	44	363	8.3	1
1936	Crowell Little	37	355	9.6	0
1937	George Stirnweiss	14	183	13.1	0
1938	George Stirnweiss	22	232	10.5	0
1939	George Stirnweiss	22	303	13.8	0
1940	Jim Lalanne	20	187	9.4	0
1941	Hugh Cox	19	273	14.4	1
1942	Hugh Cox	16	165	10.3	0
1943	Eddie Teague	20	205	10.3	0
1944	Jack Foster	11	94	8.5	0
1945	Bob Warren	6	75	12.5	0
1946	Charlie Justice	18	228	12.7	1
1947	Charlie Justice	24	283	11.8	0
1948	Charlie Justice	19	332	17.5	2
1949	Charlie Justice	7	123	17.6	1
1950	Bud Carson	23	219	9.5	0
1951	Bud Carson	25	318	12.7	0
1952	Len Bullock	12	177	14.7	1
1953	Connie Gravitte	8	104	13.0	0
1954	Connie Gravitte	9	60	6.7	0
1955	Dave Reed	7	118	16.9	1
1956	Ed Sutton	9	56	6.2	0
1957	Jim Schuler	8	102	12.8	0
1958	Wade Smith	9	49	5.4	0
1959	Lenny Beck	4	49	12.3	0
1960	John Flournoy	6	60	10.0	0
1961	Ward Marslender	7	44	6.3	0
1962	Ward Marslender	3	19	6.3	0
1963	Dave Braine	10	67	6.7	0
1964	Ron Tuthill	13	113	8.7	0
1965	David Riggs	17	146	8.6	1
1966	David Riggs	21	235	11.2	0
1967	Landy Blank	17	162	9.5	0
1968	Ken Price	10	91	9.1	0
1969	RUSTY CULBRETH	27	215	8.0	0
1970	Rusty Culbreth	10	92	9.2	0
1971	Rusty Culbreth	14	112	8.0	0
1972	Phil Lamm	19	225	11.8	1
1973	Jimmy DeRatt	13	117	9.0	0
1974	Mel Collins	12	95	7.9	1
1975	Mel Collins	16	122	7.6	0
1976	MEL COLLINS	15	160	10.7	0
1977	Mel Collins	21	68	3.2	0
1978	Ricky Barden	23	162	7.0	0
1979	Ricky Barden	24	119	5.0	0
1980	Greg Poole	41	351	8.6	0
1981	Greg Poole	29	349	12.0	0
1982	Greg Poole	20	216	10.8	0
1983	Walter Black	40	418	10.5	1
1984	Walter Bailey	14	76	5.4	0
1985	Eric Starr	13	149	11.5	1
1986	Eric Lewis	21	213	10.1	1
1987	Victor Bullock	12	82	6.8	0
1988	ERIC BLOUNT	15	148	9.9	0
1989	Eric Blount	15	67	4.5	0
1990	Randall Felton	28	190	6.8	1
1991	Eric Blount	31	394	12.7	1
1992	Randall Felton	30	289	9.6	1
1993	Steven Jerry	20	153	7.7	0
1994	LEON JOHNSON *	13	199	15.3	1
1995	Octavus Barnes	18	176	9.8	0
1996	Leon Johnson	13	191		



YEAR-BY-YEAR LEADERS

2008	Brandon Tate	7	158	22.6	1
2009	Da'Norris Searcy	23	355	14.5	1
2010	Da'Norris Searcy	12	93	7.8	0
2011	Charles Brown	12	30	2.5	0
2012	GIOVANI BERNARD	10	263	16.4	2
2013	RYAN SWITZER**	24	502	20.9	5
2014	Ryan Switzer	37	172	4.6	0
2015	Ryan Switzer	22	302	13.7	2
2016	Ryan Switzer	16	106	6.6	0
2017	M.J. Stewart	15	170	11.3	0
2018	Dazz Newsome	19	286	15.1	1
2019	Dazz Newsome	12	81	6.8	0
2020	DAZZ NEWSOME	17	168	9.9	0
2021	Josh Downs	16	156	9.8	0
2022	JOSH DOWNS	10	133	13.3	0

* Octavus Barnes led the ACC on punt return average, but Johnson led UNC in punt return yardage
 **led the nation

INTERCEPTIONS

Year	Name	No.	Yds	TD
1931	Nine men had one each.			
1932	June Underwood	3	13	0
1933	George Barclay	2	37	1
1934	Herman Snyder	4	12	0
1935	Don Jackson	6	32	0
1936	Jim Hutchins	3	11	0
	Crowell Little	3	0	0
	George Watson	3	0	0
1937	George Radman	4	8	0
	Tom Burnette	4	15	0
1938	George Watson	4	16	0
1939	Jim Lalanne	3	78	0
	George Radman	3	43	0
	Leo Slotnick	3	40	0
1940	Jim Lalanne	3	36	0
	Frank O'Hare	3	35	0
1941	Emil Serlich	3	55	0
1942	Chan Highsmith	3	8	0
1943	Billy Myers	3	23	0
1944	Bob Warren	2	63	1
	Jim Camp	2	19	0
	Bill Voris	2	8	0
1945	Merl Norcross	3	30	0
1946	Jim Camp	2	39	0
1947	Bill Flamish	3	67	1
1948	Bill Maceyko	3	125	2
	Bob Kennedy	3	49	0
1949	Dick Bunting	6	42	1
1950	Chal Port	3	72	0
	Bud Carson	3	34	0
	Dick Bunting	3	8	0
1951	Bud Wallace	5	11	0
1952	Dick Lackey	4	27	0
1953	Connie Gravitte	3	34	0
1954	Connie Gravitte	3	57	0
	Bill Kirkman	3	26	0
1955	Buddy Sasser	2	23	0
	Ken Keller	2	17	0
	Dave Reed	2	9	0
	Giles Gaca	2	0	0
1956	Curtis Hathaway	3	28	0
1957	Fred Swearingen	3	39	0
1958	Jack Cummings	4	45	0
1959	Jack Cummings	3	56	0
1960	Milam Wall	4	22	0
1961	Junior Edge	7	104	0
1962	Dave Braine	2	13	0
	Tommy Ward	2	0	0
1963	Jerry Cabe	2	24	0
	Eddie Kesler	2	4	0
	Ronnie Jackson	2	3	0
1964	Eddie Kesler	2	39	0
	Chris Hanburger	2	11	0
1965	Bill Darnall	2	83	1
	Bill Edwards	2	37	0
	Alan McArthur	2	11	0
1966	Gayle Bomar	3	30	0
1967	Ken Price	2	34	0
	Jack Davenport	2	7	0
	Lyn Duncan	2	3	0
	Landy Blank	2	0	0
1968	John Lacy Harris	2	32	1
	Ken Price	2	29	0
	Dave Jackson	2	21	0

1969	Ricky Packard	4	21	0
1970	Lou Angelo	5	37	0
1971	Richard Stilley	5	58	0
1972	LOU ANGELO	8	72	0
1973	Jimmy DeRatt	2	33	0
1974	Russ Conley	3	27	0
	Jimmy DeRatt	3	19	0
1975	Russ Conley	2	24	0
	Ken Sheets	2	17	0
	Jeff Caldwell	2	0	0
1976	BOBBY CALE	5	8	0
1977	Bobby Cale	4	22	0
1978	Ricky Barden	4	61	0
1979	Steve Streater	5	66	0
	Buddy Curry	5	27	0
1980	STEVE STREATER	5	43	0
1981	Walter Black	6	31	0
1982	Steve Hendrickson	3	18	0
1983	Steve Moss	3	8	0
1984	Tim Morrison	3	17	0
1985	LARRY GRIFFIN	6	24	0
1986	DERRICK DONALD	6	51	0
1987	Norris Davis	2	50	1
	Dan Vooletich	2	13	0
1988	Victor Bullock	3	50	0
1989	Torin Dorn	3	85	1
1990	Cookie Massey	5	109	1
1991	Eric Gash	3	8	0
1992	Sean Crocker	4	31	0
1993	Sean Crocker	4	65	0
	Sean Boyd	4	24	0
1994	Mike Morton	2	71	1
	Sean Boyd	2	51	0
1995	Brian Simmons	2	1	0
1996	DRE' BLY**	11	141	1
1997	Dre' Bly	5	55	1
1998	Steve Fisher	5	77	1
1999	Errol Hood	5	21	1
2000	Errol Hood	2	12	0
2001	Julius Peppers	3	42	1
2002	Michael Waddell	2	33	0
2003	Mahlon Carey	2	0	0
2004	Larry Edwards	2	56	0
	Jacoby Watkins	2	0	0
2005	Trimane Goddard	3	1	0
2006	Kareen Taylor	5	96	0
2007	Deunta Williams	3	84	0
2008	TRIMANE GODDARD**	7	156	1
2009	Deunta Williams	6	114	0
2010	Da'Norris Searcy	4	53	1
2011	Tre Boston	3	20	0
	Zach Brown	3	24	0
2012	Tim Scott	4	50	1
	Tre Boston	4	38	1
2013	Tre Boston	5	19	0
2014	Brian Walker	3	149	1
2015	M.J. Stewart	4	21	0
2016	Dominique Green	1	58	1
2017	Myles Wolfolk	2	17	0
	Myles Dorn	2	2	0
2018	Patrice Rene	2	2	0
	Myles Dorn	2	0	0
2019	Myles Wolfolk	3	35	0
2020	Eight players	1		
2021	CAM'RON KELLY	4	24	0
2022	Storm Duck	3	14	0

ALL-PURPOSE YARDS

Year	Name	Rush	Rec	Ret	Total
1931	Rip Slusser	421	231	109	761
1932	Charles Woollen	-11	67	351	407
1933	Charles Woollen	59	56	177	292
1934	Don Jackson	175	17	316	508
1935	Don Jackson	492	90	490	1072
1936	Crowell Little	242	33	456	731
1937	Tom Burnette	418	6	102	526
1938	George Stirnweiss	301	0	274	575
1939	George Stirnweiss	362	0	417	779
1940	Jim Lalanne	541	0	335	876
1941	Hugh Cox	394	0	388	782
1942	Joe Austin	200	174	301	675
1943	Eddie Teague	379	0	225	604
1944	Jim Camp	49	157	266	472
1945	Bill Voris	291	59	0	350

1946	Charlie Justice	943	41	573	1557
1947	Charlie Justice	548	119	439	1106
1948	Charlie Justice	766	46	483	1295
1949	Art Weiner	6	762	5	773
1950	Dick Bunting	401	65	111	577
1951	Larry Parker	13	7	501	521
1952	Bud Wallace	149	29	240	418
1953	Ken Keller	432	60	326	818
1954	Connie Gravitte	348	140	184	672
1955	Ken Keller	353	20	371	744
1956	Ed Sutton	748	159	397	1304
1957	Emil DeCantis	269	137	97	503
1958	Wade Smith	449	194	171	814
1959	Wade Smith	414	181	145	740
1960	Bob Elliott	356	34	67	457
1961	GIB CARSON	406	147	334	887
1962	Bob Lacey	0	668	13	681
1963	Ken Willard	648	188	177	1013
1964	KEN WILLARD	835	219	215	1269
1965	Tom Lampman	444	117	225	786
1966	David Riggs	399	97	715	1211
1967	David Riggs	147	95	408	650
1968	Don McCauley	360	313	550	1223
1969	DON MCCAULEY	1092	238	440	1770
1970	DON MCCAULEY**	1720	235	66	2021
1971	LEWIS JOLLEY	712	367	376	1455
1972	Ike Oglesby	707	0	0	707
1973	Sammy Johnson	1006	47	0	1053
1974	JAMES BETTERSON	1082	53	512	1647
1975	Mike Voight	1250	9	25	1284
1976	MIKE VOIGHT	1407	32	0	1439
1977	Amos Lawrence	1211	0	0	1211
1978	Amos Lawrence	1043	125	108	1276
1979	Amos Lawrence	1019	188	36	1243
1980	Kelvin Bryant	1039	194	25	1258
1981	Kelvin Bryant	1015	60	0	1075
1982	Kelvin Bryant	1064	249	0	1313
1983	Tyrone Anthony	1063	138	103	1304
1984	ETHAN HORTON	1247	254	0	1501
1985	Earl Winfield	62	696	0	758
1986	DERRICK FENNER	1250	122	0	1372
1987	RANDY MARRIOTT	12	634	607	1253
1988	Kennard Martin	1146	36	107	1289
1989	Eric Blount	409	102	621	1132
1990	Eric Blount	381	92	715	1188
1991	Eric Blount *	28	139	1073	1240
1992	Natrone Means	1195	93	0	1288
1993	Leon Johnson	1012	233	21	1266
1994	Leon Johnson	805	266	288	1359
1995	Leon Johnson	963	408	0	1371
1996	Leon Johnson	913	381	538	1832
1997	Jonathan Linton	1004	286	0	1290
1998	Na Brown	48	897	78	1023
1999	Kory Bailey	-8	418	285	695
2000	Bosley Allen	-7	634	506	1133
2001	Sam Aiken	1	789	184	974
2002	Sam Aiken	0	990	18	1008
2003	Mike Mason	0	313	651	966
2004	Chad Scott	796	107	36	939
2005	Brandon Tate	0	0	809	809
2006	Brandon Tate	20	72	1096	1188
2007	Brandon Tate	131	479	1155	1765
2008	Hakeem Nicks	34	1222	134	1390
2009	Greg Little	166	724	222	1112
2010	Johnny White	720	288	0	1008
2011	Giovani Bernard	1253	362	0	1615
2012	GIOVANI BERNARD	1228	490	263	1981
2013	T.J. Logan	533	124	511	1168
2014	T.J. Logan	582	144	405	1131
2015	Elijah Hood	1463	71	0	1534
2016	T.J. Logan	650	244	690	1584
2017	A. Ratliff-Williams	1	630	895	1526
2018	A. Ratliff-Williams	83	689	598	1370
2019	Michael Carter	1003	154	466	1623
2020	Michael Carter	1245	267	156	1668
2021	Josh Downs	0	1335	156	1491
2022	Josh Downs	0	1029	133	1162

*Natrone Means led the ACC based on yards per game average, although Blount led UNC in all-purpose yards
 **led the nation

All CAPS are ACC leaders

YEAR-BY-YEAR TEAM STATISTICS



Year	G	NORTH CAROLINA													OPPONENTS									
		Offense		Rush	Rush	Rush	Pass	Pass	Pass	Comp	Pass	Pass	First	Pts	Ppg	Offense	Rush	Rush	Pass	Pass	First	Pts	Ppg	
		Yds	Ypg	Att	Yds	Ypg	Att	Cmp	Int	Pct	Yds	Ypg	Dwns	Pts	Ppg	Yds	Ypg	Yds	Ypg	Yds	Ypg	Dwns	Pts	Ppg
1931	10	2283	228.3	487	1704	170.4	94	33	19	.351	579	57.9	92	114	11.4	1688	168.8	1428	142.8	260	26.0	79	92	9.2
1932	10	1767	176.7	392	1051	105.1	136	47	19	.346	716	71.6	84	84	8.4	1848	184.8	1438	143.8	410	41.0	67	142	14.2
1933	9	1419	157.7	355	751	83.4	129	38	20	.295	668	74.2	73	71	7.9	1539	171.0	1221	135.7	318	35.3	67	90	10.0
1934	9	1764	196.0	381	1208	134.2	103	35	16	.340	556	61.8	86	125	13.9	945	105.0	586	65.1	359	39.9	57	34	3.8
1935	9	2657	295.2	419	1688	187.6	147	68	16	.463	969	107.7	115	270	30.0	999	111.0	421	46.8	578	64.2	44	44	4.9
1936	10	2402	240.2	446	1807	180.7	95	40	15	.421	595	59.5	110	190	19.0	2047	204.7	1198	119.8	849	84.9	109	100	10.0
1937	9	2931	325.7	466	2283	253.7	105	42	16	.400	648	72.0	129	173	19.2	1398	155.3	783	87.0	615	63.3	82	39	4.3
1938	9	1881	209.0	405	1331	147.9	101	41	12	.406	550	61.1	87	117	13.0	1573	174.8	1063	118.1	510	56.7	84	37	4.1
1939	10	2496	249.6	376	1534	153.4	173	83	19	.480	962	96.2	104	228	22.8	1512	151.2	1008	100.8	504	50.4	83	52	5.2
1940	10	2568	256.8	459	1920	192.0	134	52	17	.388	648	64.8	113	159	15.9	1905	190.5	1236	123.6	669	66.9	89	98	9.8
1941	10	1893	189.3	395	1340	134.0	136	44	23	.324	553	55.3	80	130	13.0	2359	235.9	1607	160.7	752	75.2	112	172	17.2
1942	9	2250	250.0	351	1604	178.2	95	39	22	.411	646	71.8	83	149	16.6	1955	217.2	1186	131.8	769	85.4	102	102	11.3
1943	9	2435	270.6	430	1924	213.8	94	33	14	.351	511	56.8	110	173	19.2	1574	174.9	1146	127.3	428	47.6	69	93	10.3
1944	9	899	99.9	262	439	48.8	148	40	23	.270	460	51.1	60	33	3.7	2306	256.2	1274	141.6	1032	114.7	90	173	19.2
1945	10	2152	215.2	395	1380	138.0	144	54	16	.375	772	77.2	111	113	11.3	1857	185.7	1185	118.5	672	67.2	93	149	14.9
1946	10	2960	296.0	447	2327	232.7	86	35	15	.407	633	63.3	127	261	26.1	2100	210.0	945	94.5	1155	115.5	106	109	10.9
1947	10	3122	312.2	458	1881	188.1	178	78	17	.438	1241	124.1	145	210	21.0	1850	185.0	881	88.1	969	96.9	89	93	9.3
1948	10	3039	303.9	439	1911	191.1	174	81	15	.466	1128	112.8	141	255	25.5	1780	178.0	896	89.6	884	88.4	80	80	8.0
1949	10	2425	242.5	422	1205	120.5	191	96	15	.503	1220	122.0	128	177	17.7	2817	281.7	1513	151.3	1304	130.4	119	178	17.8
1950	10	2044	204.4	456	1162	116.2	166	72	12	.434	882	88.2	113	101	10.1	2583	258.3	1426	142.6	1157	115.7	121	122	12.2
1951	10	2214	221.4	459	1257	125.7	185	83	20	.449	957	95.7	140	120	12.0	3221	322.1	2108	210.8	1113	111.3	147	224	22.4
1952	8	1476	184.5	346	933	116.6	120	41	12	.342	543	67.9	72	110	13.8	2769	346.1	1651	206.4	1118	139.8	136	206	25.8
1953	10	2643	264.3	459	1955	195.5	163	60	9	.368	688	68.8	140	173	17.3	3215	321.5	2433	243.3	782	78.2	154	187	18.7
1954	10	2575	257.5	456	1850	185.0	141	68	17	.482	725	72.5	136	140	14.0	2846	284.6	2056	205.6	790	79.0	148	222	22.2
1955	10	1861	186.1	420	1288	128.8	122	40	14	.328	573	57.3	107	117	11.7	3145	314.5	2069	206.9	1076	107.6	150	218	21.8
1956	10	2515	251.5	458	1857	185.7	132	45	9	.341	658	65.8	133	99	9.9	3308	330.8	2479	247.9	829	82.9	178	183	18.3
1957	10	2304	230.4	481	1474	147.4	137	59	12	.431	830	83.0	129	142	14.2	2564	256.4	1947	194.7	617	61.7	139	129	12.9
1958	10	3198	319.8	483	1820	182.0	175	85	12	.486	1378	137.8	154	195	19.5	2397	239.7	1349	134.9	1048	104.8	131	109	10.9
1959	10	3089	308.9	482	1851	185.1	209	90	10	.431	1238	123.8	170	198	19.8	2574	257.4	1611	161.1	963	96.3	158	142	14.2
1960	10	2721	272.1	511	1717	171.7	168	73	19	.435	1004	100.4	152	117	11.7	2430	243.0	1754	175.4	676	67.6	143	161	16.1
1961	10	2255	225.5	482	1375	137.5	166	74	12	.446	880	88.0	131	121	12.1	2431	243.1	1474	147.4	957	95.7	132	141	14.1
1962	10	2352	235.2	377	1034	103.4	222	116	17	.523	1318	131.8	131	112	11.2	3193	319.3	2182	218.2	1011	101.1	174	206	20.6
1963	10	3414	341.4	487	1809	180.9	243	129	15	.531	1605	160.5	197	162	16.2	2264	226.4	1420	142.0	844	84.4	122	103	10.3
1964	10	3005	300.5	465	1724	172.4	221	106	14	.480	1281	128.1	167	178	17.8	2573	257.3	1462	146.2	1111	111.1	145	135	13.5
1965	10	2827	282.7	411	1545	154.5	240	123	16	.492	1278	127.8	152	146	14.6	3469	346.9	1686	168.6	1783	178.3	177	195	19.5
1966	10	2647	264.7	399	1064	106.4	295	159	19	.539	1583	158.3	169	90	9.0	3046	304.6	1965	196.5	1081	108.1	163	196	19.6
1967	10	2616	261.6	460	1452	145.2	225	105	9	.467	1164	116.4	155	104	10.4	3267	326.7	2138	213.8	1129	112.9	188	182	18.2
1968	10	3255	325.5	529	1720	172.0	230	109	13	.474	1535	153.5	169	178	17.8	3876	387.6	2347	234.7	1529	152.9	198	272	27.2
1969	10	3662	366.2	630	2615	261.5	140	69	17	.493	1047	104.7	184	200	20.0	2618	261.8	1085	108.5	1533	153.3	138	164	16.4
1970	11	4523	411.2	732	3137	285.2	178	100	14	.562	1386	126.0	243	346	31.5	2864	260.4	1048	95.3	1816	165.1	139	179	16.3
1971	11	4015	365.0	681	2912	264.7	154	79	7	.513	1103	100.3	225	285	25.9	3062	278.4	1479	134.5	1583	143.9	163	145	13.2
1972	11	4055	368.6	642	2684	244.0	177	87	8	.492	1371	124.6	200	292	26.5	3501	318.3	1752	159.3	1749	159.0	187	182	16.5
1973	11	3918	356.2	559	2480	225.5	215	116	13	.540	1438	130.7	209	242	22.0	3677	334.3	2292	208.4	1385	125.9	190	266	24.2
1974	11	4691	426.5	630	2925	265.9	180	122	6	.678	1766	160.5	253	340	30.9	4004	364.0	2829	257.2	1175	106.8	226	253	23.0
1975	11	3720	338.2	594	2466	224.2	197	98	12	.497	1254	114.0	208	207	18.8	4288	389.8	2810	255.5	1478	134.4	229	272	24.7
1976	11	3708	337.1	652	2694	244.9	152	74	7	.487	1014	92.2	212	243	22.1	4018	365.3	2311	210.1	1707	155.2	218	199	18.1
1977	11	3714	337.6	654	2668	242.5	157	79	9	.503	1046	95.1	211	234	21.3	2624	238.5	1487	135.2	1137	103.4	149	81	7.4
1978	11	3755	341.4	594	2152	195.6	263	139	16	.529	1603	145.7	213	199	18.1	3647	331.5	2144	194.9	1503	136.6	207	218	19.8
1979	11	4108	373.5	609	2462	223.8	238	127	10	.534	1646	149.6	216	273	24.8	3338	303.5	1656	150.5	1682	152.9	185	152	13.8



YEAR-BY-YEAR TEAM STATISTICS

Year	NORTH CAROLINA															OPPONENTS								
	Offense			Rush	Rush	Rush	Pass	Pass	Pass	Comp	Pass	Pass	First	Pts	Ppg	Offense			Rush	Rush	Pass	Pass	First	
	G	Yds	Ypg	Att	Yds	Ypg	Att	Cmp	Int	Pct	Yds	Ypg	Dwns			Yds	Ypg	Yds	Ypg	Yds	Ypg	Dwns	Pts	Ppg
1980	11	4018	365.3	633	2977	270.6	167	84	10	.503	1041	94.6	208	281	25.5	2821	256.5	1380	125.5	1441	131.0	175	123	11.2
1981	11	4573	415.7	626	3019	274.5	227	118	12	.520	1554	141.3	236	344	31.3	3256	296.0	1213	110.3	2043	185.7	186	123	11.2
1982	11	4768	433.5	635	2881	261.9	266	135	12	.508	1887	171.5	261	322	29.3	2602	236.5	1112	101.1	1490	135.5	154	139	12.6
1983	11	4860	441.8	600	3046	276.9	265	156	9	.589	1814	164.9	268	334	30.4	3254	295.8	1494	135.8	1760	160.0	180	188	17.1
1984	11	4099	372.6	504	2147	195.2	299	160	11	.535	1952	177.5	218	234	21.3	4523	411.2	1943	176.6	2580	234.5	240	274	24.9
1985	11	3590	326.4	445	1485	135.0	336	180	16	.536	2105	191.4	201	224	20.4	3912	355.6	1754	159.5	2158	196.2	204	223	20.3
1986	11	4796	436.0	553	2777	252.5	269	154	10	.572	2019	183.5	243	284	25.8	4258	387.1	1665	151.4	2593	235.7	223	249	22.6
1987	11	3893	353.9	498	1837	167.0	300	155	17	.517	2056	186.9	215	214	19.5	3732	339.3	1673	152.1	2059	187.2	216	207	18.8
1988	11	3673	333.9	489	2184	198.5	296	132	16	.446	1489	135.4	218	217	19.7	5090	462.7	2540	230.9	2550	231.8	262	391	35.5
1989	11	2815	255.9	416	1431	130.1	296	121	22	.409	1384	125.8	155	138	12.5	4547	413.4	2613	237.5	1934	175.8	251	297	27.0
1990	11	3355	305.0	502	1781	161.9	254	128	7	.504	1574	143.1	176	227	20.6	3620	329.1	1349	122.6	2271	206.5	210	186	16.9
1991	11	3827	347.9	514	2045	185.9	271	163	12	.601	1782	162.0	210	282	25.6	3491	317.4	1352	122.9	2139	194.5	198	199	18.1
1992	11	4375	397.7	535	2439	221.7	259	138	11	.533	1936	176.0	211	268	24.4	3592	326.5	1642	149.3	1950	177.3	202	216	19.6
1993	12	5256	438.0	628	3036	253.0	256	160	12	.625	2220	185.0	276	421	35.1	3868	322.3	1230	102.5	2638	219.8	206	229	19.1
1994	11	4482	407.5	552	2496	226.9	251	137	10	.546	1986	180.5	231	343	31.2	3512	319.3	1267	115.2	2245	204.1	181	232	21.1
1995	11	4362	396.5	488	1675	152.3	359	201	20	.560	2687	244.3	231	264	24.0	2940	267.3	1304	118.5	1636	148.7	164	210	19.1
1996	11	4043	367.5	456	1305	118.6	372	226	6	.608	2738	248.9	216	337	30.6	2482	225.6	813	73.9	1669	151.7	135	110	10.0
1997	11	4168	378.9	420	1288	117.1	366	221	12	.604	2880	261.8	212	306	27.8	2302	209.3	857	77.9	1445	131.4	143	143	13.0
1998	11	3616	328.7	414	1431	130.1	333	168	14	.505	2185	198.6	181	268	24.4	3813	346.6	1404	127.6	2409	219.0	186	270	24.5
1999	11	3043	276.6	494	1585	144.1	258	117	14	.453	1458	132.6	173	186	16.9	4114	374.0	2098	190.7	2016	183.3	219	272	24.7
2000	11	4082	371.1	473	1633	148.5	318	170	12	.535	2449	222.6	216	269	24.5	3602	327.5	1138	103.5	2464	224.0	178	284	25.8
2001	12	4402	366.8	479	1515	127.5	363	205	16	.565	2872	239.3	229	321	26.8	3664	305.3	1498	124.8	2166	180.5	206	261	21.8
2002	12	4429	369.1	414	1230	102.5	433	237	14	.547	3199	266.6	238	223	18.6	5429	452.4	2654	221.2	2775	231.2	276	421	35.1
2003	12	4732	394.3	387	1805	150.4	429	258	11	.601	2927	243.9	238	317	26.4	6063	505.2	2724	227.0	3339	278.2	310	459	38.8
2004	12	4688	390.7	436	2115	176.2	339	202	11	.596	2573	214.4	222	319	26.6	5358	446.5	2621	218.4	2737	228.1	279	382	31.8
2005	11	3473	315.7	403	1116	101.5	356	183	12	.514	2357	214.3	198	198	18.0	3841	349.2	1520	138.2	2321	211.0	210	288	26.2
2006	12	3516	293.0	382	1360	113.3	333	169	18	.508	2156	179.7	190	216	18.0	4419	368.2	2073	172.8	2346	172.8	238	366	30.5
2007	12	3904	325.3	402	1190	99.2	365	218	18	.598	2714	226.2	201	254	21.2	4197	349.8	1710	142.5	2487	207.2	228	294	24.5
2008	13	4178	321.4	451	1594	122.6	320	182	12	.569	2584	198.8	205	360	27.7	4750	365.4	1812	139.4	2938	226.0	265	275	21.2
2009	13	4001	307.8	477	1727	132.8	368	220	14	.598	2274	174.9	228	309	23.8	3505	269.6	1243	95.6	2260	174.0	202	222	17.1
2010	13	5066	389.7	440	1634	125.7	425	283	9	.666	3432	264.0	246	329	25.3	4401	338.5	1633	125.6	2768	212.9	234	302	23.2
2011	13	5112	393.2	442	1805	138.8	371	249	13	.671	3307	254.4	250	364	28.0	4748	365.2	1611	123.9	3137	241.3	259	323	24.8
2012	12	5827	485.6	457	2326	193.8	441	287	7	.651	3501	291.8	292	487	40.6	4675	389.6	1712	142.7	2963	246.9	250	308	25.7
2013	13	5534	425.7	490	1928	148.3	453	283	11	.625	3606	277.4	279	425	32.7	5241	403.2	2372	182.5	2869	220.7	278	318	24.5
2014	13	5587	429.8	496	1973	151.8	509	315	13	.619	3614	278.0	311	432	33.2	6472	497.8	3126	240.5	3346	257.4	316	507	39.0
2015	14	6817	486.9	527	3142	224.4	409	261	10	.638	3675	262.5	335	570	40.7	6103	435.9	3463	247.4	2640	188.6	344	343	24.5
2016	13	5707	439.0	401	1896	145.8	459	313	6	.682	3811	293.2	283	420	32.3	5305	408.1	2955	227.3	2350	180.8	285	324	24.9
2017	12	4435	369.6	427	1730	144.2	407	221	16	.543	2705	225.4	236	312	26.0	5233	436.1	2556	213.0	2677	223.1	265	375	31.2
2018	11	4863	442.1	402	2123	193.0	415	244	14	.516	2740	249.1	234	301	27.4	4924	447.6	2407	218.8	2517	228.8	249	380	34.5
2019	13	6162	474.0	528	2446	188.2	431	265	7	.615	3716	285.8	315	430	33.1	4851	373.2	1866	143.5	2985	229.6	253	308	23.7
2020	12	6447	537.2	492	2830	235.8	357	244	7	.683	3617	301.4	317	500	41.7	4811	400.9	1851	154.2	2960	246.7	257	353	29.4
2021	13	6088	468.3	513	2764	212.6	382	237	9	.620	3324	255.7	315	458	35.2	418.0	2340	180.0	3094	238.0	297	417	32.1	
2022	14	6479	462.8	508	2149	153.5	526	344	7	.654	4330	309.3	346	482	34.4	6111	436.5	2313	165.2	3798	271.3	322	431	30.8

Prior to 2002, statistics did not include bowl games

TOP-5 YEARLY TEAM STATISTICS



TOTAL OFFENSE YARDS

Rk.	Year	Yards
1.	2015	6,817
2.	2022	6,479
3.	2020	6,447
4.	2019	6,162
5.	2021	6,088

TOTAL OFFENSE YARDS PER GAME

Rk.	Year	Yards
1.	2020	537.2
2.	2015	486.9
3.	2012	485.6
4.	2019	474.0
5.	2021	468.3

RUSHING ATTEMPTS

Rk.	Year	Attempts
1.	1970	732
2.	1971	681
3.	1977	654
4.	1976	652
5.	1972	642

RUSHING YARDS

Rk.	Year	Yards
1.	2015	3,142
2.	1970	3,137
3.	1983	3,046
4.	1993	3,036
5.	1981	3,019

RUSHING YARDS PER GAME

Rk.	Year	Yards
1.	1970	285.2
2.	1983	276.9
3.	1981	274.5
4.	1980	270.6
5.	1974	265.9

RUSHING TOUCHDOWNS

Rk.	Year	TDs
1.	2015	40
2.	1993	39
3.	2020	35
4.	1981	32
5.	1970	31

PASSING ATTEMPTS

Rk.	Year	Attempts
1.	2022	526
2.	2014	509
3.	2016	459
4.	2013	453
5.	2012	441

PASSING COMPLETIONS

Rk.	Year	Completions
1.	2022	344
2.	2014	315
3.	2016	313
4.	2012	287
5.	2013	283

PASSING TOUCHDOWNS

Rk.	Year	TDs
1.	2019	39
2.	2022	38
3.	2016	31
	2020	31
5.	2015	30

FEWEST PASSES HAD INTERCEPTED

Rk.	Year	TDs
1.	1974	6
	1996	6
	2016	6
4.	1971	7
	1976	7
	1990	7
	2012	7
	2019	7
	2020	7
	2022	7

COMPLETION PERCENTAGE

Rk.	Year	PCT
1.	2020	.683
2.	2016	.682
3.	1974	.678
4.	2011	.671
5.	2010	.666

PASSING YARDS

Rk.	Year	Yards
1.	2022	4,330
2.	2016	3,811
3.	2019	3,716
4.	2015	3,675
5.	2020	3,617

PASSING YARDS PER GAME

Rk.	Year	Yards
1.	2022	309.3
2.	2020	301.4
3.	2016	293.2
4.	2012	291.8
5.	2019	285.8

FIRST DOWNS

Rk.	Year	First Downs
1.	2022	346
2.	2015	335
3.	2020	317
4.	2019	315
	2021	315

POINTS

Rk.	Year	Points
1.	2015	570
2.	2020	500
3.	2012	487
4.	2022	482
5.	2021	458

POINTS PER GAME

Rk.	Year	Points
1.	2020	41.7
2.	2015	40.7
3.	2021	35.2
4.	1993	35.1
5.	2022	34.4



Javonte Williams played a key role in helping the 2020 team set a program record with 537.2 yards of total offense per game.



OPPONENT RECORDS

INDIVIDUAL

TOTAL OFFENSE

TOTAL PLAYS: 68 by John Kaleo at Maryland, 1992
MOST YARDS GAINED: 547 by Daniel Jones at Duke, 2018
MOST YARDS GAINED BY A FRESHMAN: 463 by DeShaun Watson at Clemson, 2014
MOST TOUCHDOWNS RESPONSIBLE FOR: 7 by Sam Hartman (5 passing, 2 rushing) of Wake Forest, 2021; 6 by Doug Flutie at Boston College, 1984; by Scott Milanovich of Maryland, 1993; by Scott O'Brien at Maryland, 2003; by Tajh Boyd at Clemson, 2011; by Shane Carden, ECU, 2013; by DeShaun Watson, Clemson, 2014; by Lamar Jackson, Louisville, 2017

RUSHING

MOST RUSHES: 39 by Bill Lovett of Maryland, 1968; by Ron Bass of South Carolina, 1974; by Lance Ball of Maryland, 2005
MOST YARDS GAINED: 299 by Johnny Jefferson of Baylor, 2015
MOST YARDS GAINED BY TEAMMATES: 455 by Johnny Jefferson (299) and Devin Chafin (156) of Baylor, 2015
MOST YARDS GAINED IN A SEASON OPENER: 222 by Nick Chubb, Georgia, 2016
MOST TOUCHDOWNS SCORED BY RUSHING: 5 by Pete Johnson of Ohio State, 1975; by Reggie Gallaspy of NC State, 2018
HIGHEST AVERAGE PER RUSH (MIN 15): 15.0 (16-240) by Willie Joyner of Maryland, 1982
LONGEST RUN FROM SCRIMMAGE: 91 by Kyren Williams, Notre Dame, 2021
LONGEST RUN FROM SCRIMMAGE BY A FRESHMAN: 80 by Elliot Walker of Pittsburgh, 1974

PASSING

MOST PASSES ATTEMPTED: 58 by John Kaleo of Maryland, 1992; by Andrew Walter of Arizona State, 2003; Dominique Davis of ECU, 2011
MOST PASSES COMPLETED BY A FRESHMAN: 30 by Jarren Williams of Miami, 2019 (redshirt); 27 by Steve Slayden of Duke, 1984; by DeShaun Watson of Clemson, 2014
MOST PASSES HAD INTERCEPTED: 4, (11 times) most recently by Stephen Morris, Miami, 2013
MOST YARDS GAINED: 554 by Brennan Armstrong of Virginia, 2021
MOST YARDS GAINED BY A FRESHMAN: 435 by DeShaun Watson of Clemson, 2014
MOST YARDS GAINED IN A SEASON OPENER: 322 by Lang Campbell of William & Mary, 2004
MOST CONSECUTIVE PASSES COMPLETED: 16 by Christian Ponder of Florida State, 2009
MOST PASSES ATTEMPTED WITHOUT AN INTERCEPTION: 58 by Andrew Walter of Arizona State, 2003
MOST TOUCHDOWN PASSES: 6 by Doug Flutie of Boston College, 1984; by Dashaun Watson of Clemson, 2014
LONGEST TOUCHDOWN PASS PLAY: 98 yards from Christian Ponder to Rod Owens of Florida State, 2009
HIGHEST PERCENTAGE OF PASSES COMPLETED: 92.0 (23 of 25) by Terry Jordan of NC State, 1992

RECEIVING

MOST CATCHES: 14 by Jon Jensen of Duke, 1994
MOST CATCHES BY A FRESHMAN: 10 by Ibn Green of Louisville, 1996; by Donovan Varner of Duke, 2008
MOST YARDS GAINED: 250 by Jermaine Lewis of Maryland, 1993
HIGHEST AVERAGE PER CATCH (MIN. 5): 44.0 (5-220) by James Milling of Maryland, 1986
MOST TOUCHDOWN CATCHES: 3 by Doug Green of Duke, 1985; by James Milling of Maryland, 1986; by Clarkston Hines of Duke, 1989; by Rod Gardner of Clemson, 2000; by Anquan Boldin of Florida State, 2002; by Tielor Robinson of Duke, 2006

PUNTING

MOST PUNTS: 15 by Buddy Lex of William and Mary, 1948
MOST YARDS ON PUNTS: 551 by Charlie Adams of Army, 1979
HIGHEST AVERAGE PER PUNT (MIN. 10): 46.5 by Matt Brennie of Wake Forest, 2000

INTERCEPTIONS

MOST INTERCEPTIONS: Several players with two
MOST YARDS ON INTERCEPTION RETURNS: 102 by Sebastian Savage of N.C. State, 1991
MOST TOUCHDOWNS ON INTERCEPTION RETURNS: One on several occasions; most recent by Jahfari Harvey of Miami, 2021

PUNT RETURNS

MOST RETURNS: 9 by Tom Flynn of Pittsburgh, 1982
MOST YARDS ON PUNT RETURNS: 157 by Patrick Peterson of LSU, 2010
HIGHEST AVERAGE PER PUNT RETURN (MIN. 3): 39.3 (4-157) by Patrick Peterson of LSU, 2010
MOST TOUCHDOWNS ON PUNT RETURNS: One by several players; most recent by Greg Stroman (91 yards) of Virginia Tech, 2017

KICKOFF RETURNS

MOST RETURNS: 9 by Todd Handley of Idaho, 2012
MOST YARDS ON KICKOFF RETURNS: 230 by Jamal Golden, Georgia Tech, 2012
HIGHEST AVERAGE PER KICKOFF RETURN (MIN. 3): 57.3 (3-172) by Marquis Weeks of Virginia, 2002
MOST TOUCHDOWNS ON KICKOFF RETURNS: One by several players; most recent by Isaiah Harper (100 yards) of Old Dominion, 2017

ALL-PURPOSE RUNNING

MOST PLAYS: 42 by Brian Calhoun of Wisconsin, 2005; by Lance Ball of Maryland, 2005
MOST YARDS GAINED: 295 by Roger Boone of Duke, 1988

SCORING

MOST POINTS: 30 by Pete Johnson of Ohio State, 1975; by Reggie Gallaspy of NC State, 2018
MOST TOUCHDOWNS: 5 by Pete Johnson of Ohio State, 1975; by Reggie Gallaspy of NC State, 2018
MOST PATS: 10 by Warren Harvey of ECU, 2014
MOST FIELD GOALS ATTEMPTED: 6 by Todd Beaverman of Virginia, 1998
MOST FIELD GOALS: 5 by Wilson Hoyle of Wake Forest, 1987; by Nelson Welch of Clemson, 1994; by Chris Gould of Virginia
MOST POINTS BY KICKING: 16 Wilson Hoyle of Wake Forest, 1987; by Nelson Welch of Clemson, 1994; by Chris Gould of Virginia, 2007

SINGLE-GAME TOTAL OFFENSE HIGHS, OPPONENTS

789 at East Carolina, 2014	L, 70-41
756 by Baylor, 2015	L, 49-38
(Russell Athletic Bowl)	
705 by Louisville, 2017	L, 47-35
669 at Utah, 2004	L, 46-16
657 at Arizona State, 2002	W, 38-35
656 by Duke, 1989	L, 41-0
632 at Wake Forest, 1968	L, 48-31
615 at NC State, 2003	L, 47-34
615 by Wake Forest, 2021	W, 58-55
612 at Boston College, 1984	L, 52-20
612 at Maryland, 2003	L, 59-21

SINGLE-GAME TOTAL OFFENSE LOWS, OPPONENTS

-19 at Wake Forest, 1937	W, 28-0
6 by VMI, 1935	W, 56-0
8 by Wake Forest, 1935	W, 14-0
25 at South Carolina, 1943	W, 21-6
30 by Wake Forest, 1932	T, 0-0
31 by Virginia, 1933	W, 14-0
41 by William & Mary, 1948	T, 7-7
45 by Wake Forest, 1931	W, 37-0
45 at Duke, 1932	L, 0-7
45 by The Citadel, 1939	W, 50-0

TEAM

TOTAL OFFENSE

MOST PLAYS: 101 by East Carolina, 2013
MOST YARDS: 789 by East Carolina, 2014

RUSHING

MOST RUSHES: 84 by Baylor, 2015
MOST YARDS RUSHING: 645 by Baylor, 2015
MOST TOUCHDOWNS BY RUSHING: 7 by Clemson, 2006; by Georgia Tech, 2012; by Baylor, 2015

PASSING

MOST ATTEMPTS: 59 by Arizona State, 2003
MOST COMPLETIONS: 42 at Miami, 2022
MOST YARDS: 553 by Virginia, 2021
HIGHEST PERCENTAGE COMPLETED (MIN. 25 ATTS.): 88.5 (23 of 26) by NC State, 1992
MOST PASSES ATTEMPTED WITHOUT AN INTERCEPTION: 59 by Arizona State, 2003
MOST TOUCHDOWN PASSES: 6 by Boston College, 1984; by Clemson, 2014; at Appalachian State, 2022

INTERCEPTIONS

MOST INTS: 8 by Vanderbilt, 1932; by Duke, 1933
MOST YARDS ON INTERCEPTION RETURNS: 141 by Virginia Tech, 2006
MOST TOUCHDOWNS ON INTERCEPTION RETURNS: One by several teams, most recently, Clemson, 2022 in Charlotte

PUNTING

MOST PUNTS: 18 by Virginia, 1938
MOST YARDS ON PUNTS: 645 by William and Mary, 1948
HIGHEST AVERAGE PER PUNT (MIN. 10): 46.5 by Wake Forest, 2000

PUNT RETURNS

MOST RETURNS: 13 by Tennessee, 1936
MOST YARDS ON PUNT RETURNS: 163 by LSU, 2010
HIGHEST AVERAGE PER PUNT RETURN (MIN. 5): 32.6 (5 for 163) by LSU, 2010
MOST TOUCHDOWNS ON PUNT RETURNS: One by several teams, most recently Virginia Tech, 2017

KICKOFF RETURNS

MOST RETURNS: 11 by Virginia, 1936
MOST YARDS ON KO RETURNS: 238 by Virginia, 2004
HIGHEST AVERAGE PER KICKOFF RETURN (MIN. 3): 51.0 (3 for 153) by Virginia, 1963
MOST TOUCHDOWNS ON KICKOFF RETURNS: 2 by Tulane, 1941

SCORING

MOST POINTS: 70 by East Carolina, 2014
MOST POINTS IN A QUARTER (ACC GAME): 39 by Maryland (2nd), 2003
MOST POINTS IN A QUARTER: 40 at Appalachian State (4th), 2022
MOST POINTS IN A HALF: 45 by Maryland (1st), 2003
MOST TOUCHDOWNS: 10 by East Carolina, 2014
MOST PATS BY KICKING: 10 by East Carolina, 2014
MOST TWO-POINT CONVERSIONS: Two by six teams. Most recent—by Wake Forest, 1993
MOST FIELD GOALS: 5 by Wake Forest, 1987; by Clemson, 1994; by Virginia, 2007

FIRST DOWNS

MOST FIRST DOWNS: 39 by East Carolina, 2014
MOST FIRST DOWNS RUSHING: 30 by Baylor, 2015
MOST FIRST DOWNS PASSING: 24 by Wake Forest, 1993; by Virginia, 2021
MOST FIRST DOWNS BY PENALTY: 7 by Miami, 2021

PENALTIES & TURNOVERS

MOST PENALTIES: 19 by Oklahoma, 1987
MOST YARDS PENALIZED: 153 by Arizona State, 2003
FEWEST PENALTIES: 0 on four occasions. Most recent—by Virginia, 1991
MOST FUMBLES: 11 by Florida, 1968
MOST FUMBLES LOST: 8 by Washington & Lee, 1953; by Florida, 1968
MOST TURNOVERS: 9 by Tennessee, 1935; by NC State, 1935; by NYU, 1937
MOST PLAYS IN A GAME WITHOUT A TURNOVER: 91 by Wake Forest, 2020
NO PENALTIES OR TURNOVERS: Bowling Green, 1982

MOST YARDS TOTAL OFFENSE

547 by Daniel Jones, at Duke, 2018
 538 by Brennan Armstrong, Virginia, 2021
 525 by Lamar Jackson, Louisville, 2017
 498 by Tyler Van Dyke, at Miami, 2022
 490 by Bryce Perkins, Virginia, 2019
 479 by Andrew Walter, at Arizona State, 2002
 476 by Sam Hartman, Wake Forest, 2021
 470 by Dave Brown, Duke, 1989
 463 by DeShaun Watson, at Clemson, 2014
 443 by Philip Rivers, at NC State, 2003
 439 by Mike Glennon, NC State, 2012
 431 by Sam Hartman, Wake Forest, 2020
 428 by Patrick Pinkney, at East Carolina, 2007
 424 by Shane Carden, at East Carolina, 2014
 420 by Spence Fischer, at Duke, 1994
 418 by Domonique Davis, at East Carolina, 2011
 412 by Kenny Pickett, at Pittsburgh, 2019
 409 by Christian Ponder, Florida State, 2009
 404 by Andrew Walter, Arizona State, 2003
 404 by DeAndre Francois, at Florida State, 2016

MOST RUSHES

39 by Bill Lovett, at Maryland, 1968
 39 by Ron Bass, at South Carolina, 1974
 39 by Lance Ball, Maryland, 2005
 38 by Brian Calhoun, Wisconsin, 2005
 37 by Travis Prentice, Miami (Ohio), 1998

MOST YARDS RUSHING (200 OR MORE)

299 by Johnny Jefferson, Baylor, 2015, in Orlando
 243 by Mike Imoh, Virginia Tech, 2004
 240 by Willie Joyner, Maryland, 1982
 240 by P.J. Daniels, at Georgia Tech, 2003
 239 by Archie Griffin, at Ohio State, 1972
 222 by Nick Chubb, Georgia, 2016, in Atlanta
 220 by James Conner, Pittsburgh, 2014
 211 by Ron Bass, at South Carolina, 1974
 211 by Breon Allen, at East Carolina, 2014
 208 by Cedric Benson, Texas, 2002
 207 by Ron Rubick, at Michigan State, 1962
 204 by Joe Kane, at Penn, 1943
 202 by Josh Hicks, Rutgers, 2014, in Detroit
 201 by Ray Yauger, at Clemson, 1968
 201 by Ray Rice, Rutgers, 2006

LONGEST RUNS FROM SCRIMMAGE (80 OR MORE YARDS)

91 by at Kyren Williams, Notre Dame, 2021
 90 by at Duke Johnson, Miami, 2014
 85 by Jonathan Dwyer, Georgia Tech, 2008
 84 by Willie Joyner, Maryland, 1982
 84 by at Breon Allen, East Carolina, 2014
 83 by at Dickie Davis, Wake Forest, 1951
 81 by Gerard Johnson, ODU, 2013
 80 by at Joe Kane, Pennsylvania, 1943
 80 by Buddy Luper, Virginia, 1943
 80 by Elliot Walker, Pittsburgh, 1974
 80 by Johnny Jefferson, Baylor, 2015, in Orlando

MOST PASS ATTEMPTS

58 by John Kaleo, at Maryland, 1992
 58 by Andrew Walter, Arizona State, 2003
 58 by Domonique Davis, at East Carolina, 2011
 57 by Spence Fischer, at Duke, 1994
 57 by Tyler Van Dyke, at Miami, 2022
 56 by Phil Jurkovec, at Boston College, 2020
 55 by Leamon Hall, at Army, 1976
 54 by Dave Brown, Duke, 1989
 54 by Matt Schaub, Virginia, 2001
 54 by Daniel Jones, at Duke, 2018
 54 by Brennan Armstrong, Virginia, 2021

MOST PASS COMPLETIONS

42 by Tyler Van Dyke, at Miami, 2022
 41 by Dominique Davis, at East Carolina, 2011
 39 by Brennan Armstrong, Virginia, 2021
 37 by Phil Jurkovec, at Boston College, 2020
 34 by Scott Milanovich, Maryland, 1993
 34 by Andrew Walter, Arizona State, 2003
 34 by Thaddeus Lewis, at Duke, 2008
 33 by Dave Brown, Duke, 1989
 33 by Spence Fischer, at Duke, 1994
 33 by Matt Schaub, Virginia, 2001
 33 by Christian Ponder, Florida State, 2009
 33 by Dominique Davis, East Carolina, 2010

MOST PASSING YARDS

554 by Brennan Armstrong, Virginia, 2021
 496 by Tyler Van Dyke, at Miami, 2022
 479 by Dave Brown, Duke, 1989
 474 by Andrew Walter, at Arizona State, 2002
 467 by Mike Glennon, NC State, 2012
 438 by Shane Carden, at East Carolina, 2014
 435 by DeShaun Watson, at Clemson, 2014
 429 by Sam Hartman, Wake Forest, 2020
 423 by Philip Rivers, at NC State, 2003
 417 by Domonique Davis, at East Carolina, 2011

LONGEST PASS PLAYS (80 OR MORE YARDS)

98 by Christian Ponder to Rod Owens, FSU, 2009
 97 by Kyle Wright to Darnell Jenkins, Miami, 2007
 90 by Scott Gardner to Harrison Davis, at Virginia, 1973
 88 by Dan Henning to James Milling, Md., 1986
 86 Tobias Oliver to Qua Searcy, Georgia Tech, 2018
 84 by John Turman to Antonio Bryant, at Pitt., 2000
 83 by Charlie Whitehurst to Airese Currie, Clemson, 2002
 83 by Mike Glennon to Tobias Palmer, NC State, 2012
 83 by Logan Thomas to Willie Byrn, Virginia Tech, 2013
 83 by Justin Thomas to Clinton Lynch, Georgia Tech, 2016
 81 by Kurt Benkert to Olamide Zaccheaus, Virginia, 2017
 80 by Joe Montana to Ted Burgmeirer, Notre Dame, 1975
 80 by Scott McBrien to Scooter Monroe, Maryland, 2002
 80 by Philip Rivers to Jerricho Cotchery, at NC State, 2003
 80 by Sam Hollenbach to Danny Melendez, Maryland, 2005
 80 by Gunnar Holmberg to Jalon Calhoun, Duke, 2021

MOST RECEPTIONS

14 by Jon Jensen, at Duke, 1994
 13 by Mohamed Sanu, Rutgers, 2011
 13 by Michael Comanaro, at Wake Forest, 2012
 13 by Terrell Jana, Virginia, 2019
 12 by Jaquarii Roberson, 2020
 11 by Phil Rogers, Clemson, 1965
 11 by Mark Militello, at Duke, 1982
 11 by Roger Boone, at Duke, 1988
 11 by Desmond Clark, Wake Forest, 1997
 11 by Billy McMullen, Virginia, 2001
 11 by Derek Hagan, Arizona State, 2003

MOST YARDS RECEIVING

250 by Jermaine Lewis, Maryland, 1993
 220 by James Milling, Maryland, 1986
 217 by Jerricho Cotchery, at NC State, 2003
 212 by Antonio Bryant, at Pittsburgh, 2000
 203 by Kelly Campbell, at Georgia Tech, 1999
 199 by Rod Owens, Florida State, 2009
 194 by David Knight, William & Mary, 1971
 187 by Wes Chandler, Florida, 1976, in Tampa
 185 by Derek Hagan, Arizona State, 2003
 184 by Wendell Davis, at LSU, 1986

LONGEST PUNT RETURNS (75 YARDS OR MORE)

97 by Dickie Harris, South Carolina, 1970
 91 by Greg Stroman, at Virginia Tech, 2017
 88 by Eli Maricich, Georgia, 1949
 87 by Patrick Peterson, LSU, 2010, in Atlanta
 87 by T.J. Graham, NC State, 2010
 85 by George Canale, at Tennessee, 1960
 84 by Gary Yount, NC State, 1968
 80 by Loren Broadus, at Florida, 1947
 80 by Mike Stultz, NC State, 1972
 78 by Walter Slater, at Tennessee, 1940
 77 by Steve Suter, Maryland, 2002
 75 by Peter Warrick, Florida State, 1999

LONGEST KICKOFF RETURNS (90 YARDS OR MORE)

100 by Ace Parker, Duke, 1936
 100 by Lou Thomas, at Tulane, 1941
 100 by Marquis Weeks, at Virginia, 2002
 100 by Derrick Hamilton, at Clemson, 2003
 100 by Marquis Weeks, at Virginia, 2004
 100 by Jamal Golden, Georgia Tech, 2012
 100 by Isaiah Harper, at Old Dominion, 2017
 99 by Henrie Massie, Virginia, 1963
 99 by Stefan Diggs, Maryland, 2012
 99 by Devante Edwards, Duke, 2013
 98 by Kevin Marion, at Wake Forest, 2007
 96 by Sam Rogers, UTEP, 1993
 94 by Troy Slade, Duke, 1973
 93 by Lou Thomas, at Tulane, 1941
 93 by Tom Powers, at Duke, 1949
 93 by Alvin Pearman, at Virginia, 2004
 93 by Demetri Knowles, Virginia Tech, 2012

LONGEST INTERCEPTION RETURNS (75 YARDS OR MORE)

99 by Sebastian Savage, at N.C. State, 1991
 98 by Nate Wiggins, Clemson, 2022, in Charlotte
 95 by Jack Alexander, at Duke, 1935
 95 by Antwan Harris, at Virginia, 1996
 85 by W.B. Peterson, Georgia Tech, 1932
 84 by Michael Swistowicz, Notre Dame, 1949, in New York
 83 by Bob Leiby, Duke, 1970
 83 by Romeo Finley, at Miami, 1919
 80 by Joe Shaw, at South Carolina, 1943
 80 by Fred Bilyeu, Georgia, 1951
 77 by Aaron Curry, at Wake Forest, 2007
 76 by S. Hudacek, Fordham, 1941
 75 by Eli Maricich, at Georgia, 1948

LONGEST FIELD GOALS (50 YARDS OR MORE)

56 by Damon Hartman, N.C. State, 1990
 55 by Doug Peterson, Duke, 1987
 55 by Joe Surgan, at Duke, 2008
 55 by Brian Johnson, Virginia Tech, 2020
 54 by Ron Lewis, LSU, 1985
 52 by David Palmer, at Georgia Tech, 1987
 52 by Chris Gardocki, at Clemson, 1988
 52 by Jud Dunlevy, at Virginia Tech, 2007
 52 by Chris Hazley, Virginia Tech, 2010
 52 by B.T. Potter, Clemson, 2022, in Charlotte
 51 by Derek Schmidt, Florida State, 1985
 51 by Dusty Mangum, at Texas, 2001
 51 by Matt Brooks, at Duke, 2004
 51 by Chris Gould, Virginia, 2007
 50 by Dale Castro, Maryland, 1980
 50 by Ken Willis, at Kentucky, 1989
 50 by Steve Videtich, N.C. State, 1994
 50 by Chris Blewitt, Pittsburgh, 2016
 50 by Bubba Baxa, Miami, 2019

LONGEST PUNTS

77 by Durant Brooks, at Georgia Tech, 2007
 74 by Royce Huffman, at TCU, 1997
 74 by Brian Monroe, at Miami, 2006
 73 by Rob Stewart, at Duke, 1965
 71 by Buddy Lex, William and Mary, 1948
 70 by Eli Geri, at Georgia, 1948
 70 by Zeke Bratkowski, at Georgia, 1953
 70 by Will Brice, at Virginia, 1994
 69 by Rocky Bleier, at Notre Dame, 1966
 69 by Kevin Laird, at Clemson, 1997



CAROLINA AS A RANKED TEAM

Date	UNC Rank	Opponent (Rank)	Site	W/L	Score
October 30, 1937	15	Fordham (10)	H	L	0-14
November 27, 1937	19	Virginia	H	W	40-0
October 22, 1938	19	Davidson	A	W	34-0
October 21, 1939	14	Tulane (4)	A	T	14-14
October 28, 1939	13	Penn (16)	A	W	30-6
November 4, 1939	9	NC State	H	W	17-0
November 11, 1939	8	Davidson	WS	W	32-0
November 18, 1939	7	Duke (13)	A	L	3-13
November 30, 1939	17	Virginia	H	W	19-0
October 24, 1942	19	Tulane	A	L	14-29
November 2, 1946	9	Tennessee (10)	A	L	14-20
November 9, 1946	17	William & Mary	RICH	W	21-7
November 16, 1946	15	Wake Forest	H	W	26-14
November 23, 1946	14	Duke	H	W	22-7
November 30, 1946	11	Virginia	A	W	49-14
January 1, 1947	9	Georgia (3)	NO	L	10-20
October 11, 1947	19	Wake Forest	H	L	7-19
November 1, 1947	18	Tennessee	H	W	20-6
November 8, 1947	18	NC State	H	W	41-6
November 15, 1947	19	Maryland	A	W	19-0
November 22, 1947	13	Duke	A	W	21-0
November 29, 1947	10	Virginia	H	W	40-7
October 9, 1948	2	Wake Forest	A	W	28-6
October 16, 1948	1	NC State	H	W	14-0
October 23, 1948	3	LSU	H	W	34-7
October 30, 1948	3	Tennessee	A	W	14-7
November 6, 1948	3	William & Mary	H	T	7-7
November 13, 1948	6	Maryland	A	W	49-20
November 20, 1948	5	Duke	H	W	20-0
November 27, 1948	4	Virginia	A	W	34-12
January 1, 1949	3	Oklahoma (5)	NO	L	6-14
October 8, 1949	6	South Carolina	A	W	28-13
October 15, 1949	6	Wake Forest	H	W	28-14
October 22, 1949	6	LSU	A	L	7-13
October 29, 1949	13	Tennessee	H	L	6-35
November 26, 1949	19	Virginia	H	W	14-7
September 23, 1950	20	NC State	H	W	13-7
September 30, 1950	20	Notre Dame (1)	A	L	7-14
October 7, 1950	11	Georgia	A	T	0-0
October 11, 1957	18	Miami (Fla.)	A	W	20-13
October 19, 1957	14	Maryland	A	L	7-21
September 20, 1958	10	NC State	H	L	14-21
November 1, 1958	17	Tennessee	A	W	21-7
November 8, 1958	15	Virginia	A	W	42-0
November 15, 1958	11	Notre Dame	A	L	24-34
November 22, 1958	17	Duke	H	L	6-7
September 19, 1959	12	Clemson	H	L	18-20
October 3, 1970	19	Vanderbilt	A	W	10-7
October 10, 1970	18	South Carolina	H	L	21-35
October 2, 1971	20	NC State	A	W	27-7
October 9, 1971	18	Tulane	H	L	29-37
November 11, 1972	18	Virginia	H	W	23-3
November 18, 1972	16	Duke	H	W	14-0
November 25, 1972	15	East Carolina	H	W	42-19
December 9, 1972	16	Florida	JACK	W	28-24
December 30, 1972	16	Texas Tech	EP	W	32-28
September 15, 1973	19	William & Mary	H	W	34-27
September 18, 1976	17	Northwestern	H	W	12-0
September 25, 1976	16	Army	A	W	34-32
October 2, 1976	14	Missouri (12)	A	L	3-24

Date	UNC Rank	Opponent (Rank)	Site	W/L	Score
October 16, 1976	19	NC State	H	L	13-21
December 31, 1976	19	Kentucky	ATL	L	0-21
September 10, 1977	10	Kentucky	A	L	7-10
September 17, 1977	11	Richmond	H	W	31-0
September 23, 1978	18	Maryland (17)	H	L	20-21
September 30, 1978	15	Pittsburgh (9)	A	L	16-20
October 6, 1979	18	Cincinnati	H	W	35-14
October 13, 1979	14	Wake Forest	H	L	19-24
October 20, 1979	19	NC State (15)	A	W	35-21
October 27, 1979	15	East Carolina	H	T	24-24
November 3, 1979	18	Maryland	A	L	14-17
September 6, 1980	14	Furman	H	W	35-13
September 13, 1980	15	Texas Tech	A	W	9-3
September 27, 1980	14	Maryland (19)	H	W	17-3
October 4, 1980	10	Georgia Tech	H	W	33-0
October 11, 1980	8	Wake Forest	A	W	27-9
October 18, 1980	8	NC State	H	W	28-8
October 25, 1980	7	East Carolina	H	W	31-3
November 1, 1980	6	Oklahoma (16)	A	L	7-41
November 8, 1980	14	Clemson	A	W	24-19
November 15, 1980	15	Virginia	H	W	26-3
November 22, 1980	15	Duke	H	W	44-21
December 31, 1980	13	Texas	HOU	W	16-7
September 12, 1981	13	East Carolina	H	W	56-0
September 19, 1981	10	Miami (Ohio)	H	W	49-7
September 26, 1981	9	Boston College	H	W	56-14
October 3, 1981	6	Georgia Tech	A	W	28-7
October 10, 1981	5	Wake Forest	H	W	48-10
October 17, 1981	4	NC State	A	W	21-10
October 24, 1981	3	South Carolina	H	L	13-31
October 31, 1981	9	Maryland	A	W	17-10
November 7, 1981	8	Clemson (2)	H	L	8-10
November 14, 1981	13	Virginia	A	W	17-14
November 21, 1981	12	Duke	A	W	31-10
December 28, 1981	10	Arkansas	JACK	W	31-27
September 9, 1982	5	Pittsburgh (1)	A	L	6-7
September 18, 1982	11	Vanderbilt	H	W	34-10
September 25, 1982	11	Army	H	W	62-8
October 2, 1982	12	Georgia Tech	H	W	41-0
October 9, 1982	12	Wake Forest	A	W	24-7
October 16, 1982	11	NC State	H	W	41-9
October 30, 1982	10	Maryland	H	L	24-31
November 6, 1982	18	Clemson (13)	A	L	13-16
September 3, 1983	11	South Carolina	A	W	24-8
September 10, 1983	8	Memphis State	H	W	24-10
September 17, 1983	10	Miami (Ohio)	H	W	48-17
September 24, 1983	5	William & Mary	H	W	51-20
October 1, 1983	5	Georgia Tech	A	W	38-21
October 8, 1983	4	Wake Forest	H	W	30-10
October 15, 1983	3	NC State	A	W	42-14
October 29, 1983	3	Maryland (13)	A	L	26-28
November 5, 1983	10	Clemson	H	L	3-16
November 12, 1983	19	Virginia	A	L	14-17
October 18, 1986	18	NC State	H	L	34-35
September 28, 1991	23	NC State	A	L	7-24
October 31, 1992	22	Maryland	A	W	31-24
November 7, 1992	19	Clemson	A	L	7-40
November 21, 1992	21	Duke	A	W	31-28
January 2, 1993	19	Mississippi State (24)	ATL	W	21-17
August 29, 1993	20	Southern Cal (18)	A	W	31-9

CAROLINA AS A RANKED TEAM



Date	UNC Rank	Opponent (Rank)	Site	W/L	Score
September 4, 1993	16	Ohio University	H	W	44-3
September 11, 1993	14	Maryland	H	W	59-42
September 18, 1993	13	Florida State (1)	H	L	7-33
September 25, 1993	18	NC State (19)	A	W	35-14
October 2, 1993	18	UTEP	H	W	45-39
October 9, 1993	15	Wake Forest	H	W	45-35
October 16, 1993	14	Georgia Tech	A	W	41-3
October 23, 1993	12	Virginia (21)	A	L	10-17
November 6, 1993	16	Clemson	H	W	24-0
November 13, 1993	15	Tulane	A	W	42-10
November 26, 1993	12	Duke	H	W	38-24
December 31, 1993	12	Alabama (18)	JACK	L	10-24
September 3, 1994	18	Texas Christian	H	W	27-17
September 17, 1994	16	Tulane	H	W	49-0
September 24, 1994	13	Florida State (3)	A	L	18-31
October 1, 1994	18	SMU	A	W	28-24
October 8, 1994	14	Georgia Tech	H	W	31-24
October 15, 1994	15	Maryland	H	W	41-17
October 22, 1994	15	Virginia (25)	A	L	10-34
October 29, 1994	24	NC State	H	W	31-17
December 30, 1994	19	Texas	EP	L	31-35
September 2, 1995	20	Syracuse	H	L	9-20
September 7, 1996	24	Syracuse (9)	A	W	27-10
September 21, 1996	11	Georgia Tech	H	W	16-0
September 28, 1996	11	Florida State (2)	A	L	0-13
October 5, 1996	15	Wake Forest	A	W	45-6
October 12, 1996	13	Maryland	H	W	38-7
October 26, 1996	9	Houston	A	W	42-14
November 2, 1996	8	NC State	H	W	52-20
November 9, 1996	8	Louisville	H	W	28-10
November 16, 1996	6	Virginia (24)	A	L	17-20
November 23, 1996	13	Duke	A	W	27-10
January 1, 1997	10	West Virginia (25)	JACK	W	20-13
September 6, 1997	7	Indiana	H	W	23-6
September 13, 1997	7	Stanford (17)	H	W	28-17
September 20, 1997	6	Maryland	A	W	40-14
September 27, 1997	5	Virginia	H	W	48-20
October 4, 1997	5	Texas Christian	A	W	31-10
October 11, 1997	5	Wake Forest	H	W	30-12
October 18, 1997	4	NC State	A	W	20-7
October 30, 1997	5	Georgia Tech	A	W	16-13
November 8, 1997	5	Florida State (3)	H	L	3-20
November 15, 1997	8	Clemson	A	W	17-10
November 22, 1997	8	Duke	H	W	50-14
January 1, 1998	7	Virginia Tech	JACK	W	42-3
September 5, 1998	12	Miami (Ohio)	H	L	10-13
November 1, 2001	22	Georgia Tech (23)	A	L	21-28
October 11, 2008	22	Notre Dame	H	W*	29-24
October 18, 2008	18	Virginia	A	L	13-16
November 8, 2008	21	Georgia Tech (22)	H	W*	28-7
November 15, 2008	17	Maryland	A	L	15-17
November 22, 2008	25	NC State	H	L	10-41
September 5, 2009	21	The Citadel	H	W*	40-6
September 12, 2009	19	Connecticut	A	W*	12-10
September 19, 2009	24	East Carolina	H	W*	31-13
September 26, 2009	22	Georgia Tech	A	L	7-24
November 28, 2009	23	NC State	A	L	27-28
September 4, 2010	18	LSU (21)	ATL	L	24-30
Aug. 20, 2014	23	Liberty	H	W	56-29
September 6, 2014	21	San Diego State	H	W	31-27
November 7, 2015	21	Duke	H	W	66-31
November 14, 2015	17	Miami	H	W	59-21
November 21, 2015	12	Virginia Tech	A	W(OT)	30-27
November 28, 2015	11	NC State	A	W	45-34
December 5, 2015	8	Clemson (1)	CHAR	L	37-45
December 29, 2015	10	Baylor (18)	ORL	L	38-49
September 3, 2016	22	Georgia (18)	ATL	L	24-33
October 8, 2016	17	Virginia Tech (25)	H	L	3-34
October 22, 2016	22	Virginia	A	W	35-14
November 5, 2016	21	Georgia Tech	H	W	48-20
November 10, 2016	15	Duke	A	L	27-28
September 12, 2020	18	Syracuse	H	W	31-6



In the 1998 Gator Bowl, No. 7 Carolina, led by quarterback Oscar Davenport, knocked off Virginia Tech, 42-3.

October 3, 2020	12	Boston College	A	W	26-22
October 10, 2020	8	Virginia Tech (19)	H	W	56-45
October 17, 2020	5	Florida State	A	L	28-31
October 24, 2020	14	NC State (23)	H	W	48-21
October 31, 2020	15	Virginia	A	L	41-44
November 27, 2020	25	Notre Dame (2)	H	L	17-31
December 12, 2020	20	Miami (9)	A	W	62-26
January 2, 2021	14	Texas A&M (5)	MIA	L	27-41
September 3, 2021	10	Virginia Tech	A	L	10-17
September 11, 2021	24	Georgia State	H	W	59-17
September 18, 2021	21	Virginia	H	W	59-39
September 25, 2021	21	Georgia Tech	A	L	22-45
October 16, 2022	22	Duke	A	W	38-35
October 30, 2022	17	Pittsburgh	H	W	42-24
November 6, 2022	15	Virginia	A	W	31-28
November 13, 2022	13	Wake Forest	A	W	36-34
November 20, 2022	18	Georgia Tech	H	L	17-21
November 27, 2022	24	NC State	H	L (2OT)	27-30

Key to neutral sites: WS-Winston-Salem; RICH-Richmond, Va.; NO-New Orleans; JACK-Jacksonville, Fla.; EP-El Paso, Texas; ATL-Atlanta; HOU-Houston; CHAR-Charlotte; ORL-Orlando; MIA-Miami

• Rankings based on the Associated Press Poll

• Carolina's record when both teams are ranked: 13-30-1

• Carolina's overall record when ranked in the AP Poll: 139*-68-4 (revised record 134-68-4)

Home: 75-25-2; Road: 55-33-2; Neutral: 9-10-0

vs. ACC: 82-41-0; vs. Boston College 1-0-0; vs. Clemson: 3-6-0; vs. Duke: 13-3-0; vs. Florida State: 0-5-0; vs. Georgia Tech: 10*-4-0 (revised record 9-4-0); vs. Maryland: 9-6-0; vs. Miami 2-0-0; vs. NC State: 16-7-0; vs. Notre Dame 1-0-0; vs. Pittsburgh 1-0-0; vs. Syracuse 1-0-0; vs. Virginia: 14-6-0; vs. Virginia Tech 2-2-0; vs. Wake Forest: 11-2-0; vs. Non-Conference: 53-26-4

*win vacated by NCAA penalty



CAROLINA VS. AP RANKED TEAMS

Year	Rk.	Opponent	UNC Rk.	W/L	Score
1936	#18	at Tulane	-	L	7-21
	#13	Duke	-	L	7-27
1937	#10	Fordham	15	L	0-14
	#8	at Duke	-	W	14-6
1938	#11	Duke	-	L	0-14
	#13	vs. Fordham	-	T	0-0
1939	#4	at Tulane	14	T	14-14
	#16	at Penn	13	W	30-6
	#13	at Duke	7	L	3-13
1940	#12	Duke	-	W	6-3
1941	#17	at Tulane	-	L	6-52
	#3	at Duke	-	L	0-20
1942	#13	Duquesne	-	W	13-6
1943	#6	at Duke	-	L	7-14
	#10	at Penn	-	W	9-6
	#6	Duke	-	L	6-27
1944	#20	at Yale	-	L	6-13
	#11	Duke	-	L	0-33
1945	#11	at Penn	-	L	0-49
	#15	at Duke	-	L	7-14
	#20	Virginia	-	W	27-18
1946	#10	at Tennessee	9	L	14-20
	#3	vs. Georgia	9	L	10-20
1948	#5	vs. Oklahoma	3	L	6-14
1949	#1	vs. Notre Dame	-	L	6-42
1950	#1	at Notre Dame	20	L	7-14
	#11	at Tennessee	-	L	0-16
1951	#6	at Texas	-	L	20-45
	#7	at Maryland	-	L	7-14
	#1	vs. Tennessee	-	L	0-27
1952	#11	Texas	-	L	7-28
	#16	at Notre Dame	-	L	14-34
	#12	at Tennessee	-	L	14-41
	#20	Duke	-	L	0-34
1953	#3	Maryland	-	L	0-26
	#1	Notre Dame	-	L	14-34
1954	#5	at Notre Dame	-	L	14-42
	#20	Duke	-	L	12-47
1955	#3	Oklahoma	-	L	6-13
	#2	Maryland	-	L	7-25
	#5	Notre Dame	-	L	7-27
1956	#18	Duke	-	L	0-6
	#1	at Oklahoma	-	L	0-36
	#3	at Tennessee	-	L	0-20
1957	#6	Navy	-	W	13-7
	#17	Tennessee	-	L	0-35
	#11	at Duke	-	W	21-13
1959	#18	Clemson	12	L	18-20
	#11	South Carolina	-	W	19-6
	#20	Tennessee	-	L	7-29
1960	#11	at Tennessee	-	L	27-14
	#6	Duke	-	W	7-6
1961	#10	at Maryland	-	W	14-8
	#4	LSU	-	L	0-30
1962	#2	at Ohio State	-	L	7-41
1965	#4	Michigan	-	L	24-31
	#4	at Notre Dame	-	L	0-17
1966	#8	at Michigan	-	W	21-7
	#2	at Notre Dame	-	L	0-32
1968	#7	Florida	-	W	22-7
1969	#10	Florida	-	L	2-52
1970	#11	at Vanderbilt	19	W	10-7
	#8	Arizona State	-	L	26-48
1971	#7	at Notre Dame	-	L	0-16
	#6	Georgia	-	L	3-7
1972	#5	at Ohio State	-	L	14-29
1973	#20	Missouri	-	L	14-27
	#17	at Tulane	-	L	0-16
1974	#17	Pittsburgh	-	W	45-29
	#10	NC State	-	W	33-14
1975	#2	at Ohio State	-	L	7-32
	#15	Notre Dame	-	L	14-21
1976	#20	Miami (OH)	-	W	14-10
	#18	Florida	-	W	24-21
	#12	at Missouri	14	L	3-14
	#20	East Carolina	-	W	12-10
1977	#13	Texas Tech	-	L	7-10
	#13	Clemson	-	T	13-13
	#12	Nebraska	14	L	17-21
1978	#17	Maryland	-	L	20-21
	#9	at Pittsburgh	-	L	16-20
	#15	at Clemson	-	L	9-13
1979	#13	Pittsburgh	-	W	17-7
	#15	at NC State	19	W	35-21
	#18	Clemson	-	L	10-19
	#14	Michigan	-	W	17-15
1980	#19	Maryland	14	W	17-3
	#16	at Oklahoma	6	L	7-41
1981	#2	Clemson	8	L	8-10
1982	#1	at Pittsburgh	5	L	6-7
	#13	at Clemson	18	L	13-16
	#8	Texas	-	W	26-10
1983	#13	at Maryland	3	L	26-28
1984	#10	at Boston College	-	L	20-52
	#19	Virginia	-	T	24-24
1985	#12	LSU	-	L	13-23
	#11	Florida State	-	L	10-20
1986	#15	at Florida State	-	T	10-10
	#12	at LSU	-	L	3-30
	#20	at Clemson	-	L	10-38
	#16	Arizona	-	L	21-30
1987	#1	at Oklahoma	-	L	0-28
	#6	Auburn	-	L	10-20
	#10	Clemson	-	L	10-13
1988	#19	at South Carolina	-	L	10-31
	#4	Oklahoma	-	L	0-28
	#4	at Auburn	-	L	21-47
	#17	at Clemson	-	L	14-37
1989	#18	at NC State	-	L	6-40
	#21	Clemson	-	L	3-35
	#25	Duke	-	L	0-41
1990	#11	Georgia Tech	-	T	13-13
	#18	at Clemson	-	L	3-20
	#11	Virginia	-	L	10-24
1991	#15	Clemson	-	L	6-21
1992	#23	NC State	-	L	20-27
	#8	at Florida State	-	L	13-36
	#16	Virginia	-	W	27-7
	#19	Georgia Tech	-	W	26-14
	#24	Mississippi State	19	W	21-17
1993	#18	USC	20	W	31-9
	#1	Florida State	13	L	7-33
	#19	at NC State	18	W	35-14
	#21	at Virginia	12	L	10-17
	#18	Alabama	12	L	10-24
1994	#3	Florida State	13	L	18-31
	#25	at Virginia	15	L	10-34
	#24	at Duke	-	W	41-40
1995	#9	Virginia	-	W	22-17
	#6	Florida State	-	L	12-28
	#24	Arkansas	-	W	20-10
1996	#9	at Syracuse	24	W	27-10
	#2	at Florida State	11	L	0-13
	#24	at Virginia	6	L	17-20
	#25	West Virginia	10	W	20-13
1997	#17	Stanford	7	W	28-17
	#3	Florida State	5	L	3-20
1998	#5	at Florida State	-	L	13-39
	#21	at Virginia	-	L	13-30
1999	#23	Virginia	-	L	17-20
	#1	Florida State	-	L	10-42
	#7	at Georgia Tech	-	L (OT)	24-31
2000	#2	at Florida State	-	L	14-63
	#5	Clemson	-	L	24-38
2001	#3	at Oklahoma	-	L	27-41
	#4	at Texas	-	L	14-44
	#6	Florida State	-	W	41-9
	#13	at Clemson	-	W	38-3
2002	#23	at Georgia Tech	22	L	21-28
	#3	Texas	-	L	21-52
	#14	NC State	-	L	17-34
	#15	at Florida State	-	L	14-40
2003	#13	Florida State	-	L	0-37
2004	#15	at Virginia	-	L	24-56
	#22	Louisville	-	L	0-34
	#9	at Florida State	-	L	16-38
	#11	at Utah	-	L	16-46
	#4	Miami (Fla.)	-	W	31-28
	#18	Virginia Tech	-	L	24-27
	#25	vs. Boston College	-	L	24-37
2005	#17	at Georgia Tech	-	L	21-27
	#23	at Louisville	-	L	14-69
	#23	Virginia	-	W	7-5
	#6	at Miami	-	L	16-34
	#19	Boston College	-	W	16-14
2006	#5	at Virginia Tech	-	L	3-30
	#16	Virginia Tech	-	L	10-35
	#19	at Clemson	-	L	7-52
	#24	Wake Forest	-	L	17-24
	#11	at Notre Dame	-	L	26-45
	#19	Georgia Tech	-	L	0-7
2007	#23	South Florida	-	L	10-37
	#17	Virginia Tech	-	L	10-17
	#7	South Carolina	-	L	15-21
2008	#24	Connecticut	-	W*	38-12
	#23	Boston College	-	W*	45-24
	#22	Georgia Tech	21	W*	28-7
2009	#14	Virginia Tech	-	W*	20-17
	#12	Miami	-	W*	33-24
	#17	Pittsburgh	-	L	17-19
2010	#21	vs. LSU	18	L	24-30
	#24	at Florida State	-	W	37-35
	#16	Virginia Tech	-	L	10-26
2011	#24	Georgia Tech	-	L	28-35
	#8	Clemson	-	L	38-59
	#9	at Virginia Tech	-	L	21-24
2012	#19	at Louisville	-	L	34-39
2013	#6	at South Carolina	-	L	10-27
	#10	Miami	-	L	23-27
	#24	Duke	-	L	25-27
2014	#6	Notre Dame	-	L	43-50
	#25	Duke	-	W	45-20
2015	#23	Pittsburgh	-	W	26-19
	#1	Clemson	8	L	37-45
2016	#18	Georgia	17	L	24-33
	#12	at Florida State	-	W	37-35
	#25	Virginia Tech	-	L	3-35
	#16	at Miami	-	W	20-13
	#16	vs. Stanford	-	L	23-25
2017	#17	Louisville	-	L	35-47
	#21	Notre Dame	-	L	10-33
	#14	at Virginia Tech	-	L	7-59
	#8	Miami	-	L	19-24
2018	#16	at Miami	-	L	10-47
2019	#1	Clemson	-	L	20-21
2020	#19	Virginia Tech	8	W	56-45
	#23	NC State	14	W	48-21
	#2	Notre Dame	25	L	17-31
	#9	at Miami	20	W	62-26
	#5	vs. Texas A&M	14	L	27-41
2021	#11	at Notre Dame	-	L	34-44
	#10	Wake Forest	-	W	58-55
	#25	at Pitt	-	L ot	23-30
	#24	at NC State	-	L	30-34
2022	#10	vs. Clemson	-	L	10-39
	#15	vs. Oregon	-	L	27-28

• Carolina's Record vs. Top 10: 15-74-1
 • Highest ranked team Carolina has defeated:
 No. 4 Miami, 2004, 31-28, Chapel Hill
 • Highest ranked team Carolina has defeated on the road:
 at No. 8 Duke, 1937, 14-6, Durham, N.C.
 at No. 8 Michigan, 1966, 21-7, Ann Arbor, Mich.

• Carolina vs. ACC Ranked Teams
 Boston College: 2*-2 (revised record 1-2)
 Clemson: 2-20-1
 Duke: 6-13
 Florida State: 3-13-1
 Georgia Tech: 2*-5-1 (revised record 1-5-1)
 Louisville: 0-1
 Maryland: 2-5
 Miami: 4*-4 (revised record 2-4)
 NC State: 4-3
 Notre Dame: 0-1
 Pittsburgh: 1-1
 Virginia: 3-7-1
 Virginia Tech: 2*-8 (revised record 1-8)
 Wake Forest: 1-1
 *win vacated due to NCAA penalty



Wide receiver Sam Aiken helped lead the Tar Heels to a 41-9 rout over No. 6 Florida State in 2001.

YEAR-BY-YEAR WON-LOSS RECORDS



1888-1921

Year	Head Coach	Overall	Conference	Finish
1888	—	0-2-0		
1889	Hector Cowan	2-2-0		
1890	No Games Played			
1891	—	0-2-0		
1892	—	5-1-0		
1893	—	3-4-0		
1894	V.K. Irvine	6-3-0		
1895	T.C. Trenchard	7-1-1		
1896	Gordon Johnston	3-4-1		
1897	W.A. Reynolds	7-3-0		
1898	W.A. Reynolds	9-0-0		
1899	W.A. Reynolds	7-3-1		
1900	W.A. Reynolds	4-1-3		
1901	Charles Jenkins	7-2-0		
1902	H.B. Olcott	5-1-3		
1903	H.B. Olcott	6-3-0		
1904	R.R. Brown	5-2-2		
1905	William Warner	4-3-1		
1906	W.S. Keinholz	1-4-2		
1907	Otis Lamson	4-4-1		
1908	Edward Green	3-3-3		
1909	A.E. Brides	5-2-0		
1910	A.E. Brides	3-6-0		
1911	Branch Boccock	6-1-1		
1912	W.C. Martin	3-4-1		
1913	T.C. Trenchard	5-4-0		
1914	T.C. Trenchard	10-1-0		
1915	T.C. Trenchard	4-3-1		
1916	Thomas Campbell	5-4-0		
1917	No Games — World War I			
1918	No Games — World War I			
1919	Thomas Campbell	4-3-1		
1920	M.E. Fuller	2-6-0		
1921	R.A. & W.M. Fetzter	5-2-2		

RECORD BY DECADE	
1888-89	2-4-0
1890-99	47-21-3
1900-09	44-25-15
1910-19	40-26-4
1920-29	54-33-6
1930-39	60-24-11
1940-49	58-37-5
1950-59	37-57-4
1960-69	41-60-0
1970-79	72-42-3
1980-89	61-52-2
1990-99	78-39-1
2000-09	53*-68-0
2010-19	67-60-0
2020-	23-16-0
Totals	737*-564-54

*8 wins vacated in 2008 and 8 wins vacated in 2009 (official record of 37-68 in 2000-09; overall record 721-564-54)

SOUTHERN CONFERENCE (1922-52)

Year	Head Coach	Overall	Conference	Finish
1922	R.A. & W.M. Fetzter	9-1-0	5-0-0	1st
1923	R.A. & W.M. Fetzter	5-3-1	2-2-1	12th
1924	R.A. & W.M. Fetzter	4-5-0	2-3-0	14th
1925	R.A. & W.M. Fetzter	7-1-1	4-0-1	3rd
1926	Chuck Collins	4-5-0	3-3-0	10th
1927	Chuck Collins	4-6-0	2-5-0	19th
1928	Chuck Collins	5-3-2	2-2-2	11th
1929	Chuck Collins	9-1-0	7-1-0	3rd
1930	Chuck Collins	5-3-2	4-2-2	8th
1931	Chuck Collins	4-3-3	2-3-3	13th
1932	Chuck Collins	3-5-2	2-5-1	17th
1933	Chuck Collins	4-5-0	2-1-0	3rd
1934	Carl Snavelly	7-1-1	2-0-1	2nd
1935	Carl Snavelly	8-1-0	4-1-0	2nd
1936	Ray Wolf	8-2-0	5-1-0	2nd
1937	Ray Wolf	7-1-1	4-0-1	2nd
1938	Ray Wolf	6-2-1	4-1-0	4th
1939	Ray Wolf	8-1-1	5-1-0	3rd
1940	Ray Wolf	6-4-0	3-2-0	5th
1941	Ray Wolf	3-7-0	2-4-0	11th
1942	Jim Tatum	5-2-2	3-1-1	4th
1943	Tom Young	6-3-0	2-2-0	5th
1944	Gene McEver	1-7-1	0-3-1	9th
1945	Carl Snavelly	5-5-0	3-2-0	7th
1946	Carl Snavelly	8-2-1	4-0-1	1st
1947	Carl Snavelly	8-2-0	4-1-0	2nd
1948	Carl Snavelly	9-1-1	4-0-1	2nd
1949	Carl Snavelly	7-4-0	5-0-0	1st
1950	Carl Snavelly	3-5-2	3-2-1	7th
1951	Carl Snavelly	2-8-0	2-3-0	10th
1952	Carl Snavelly	2-6-0	1-2-0	12th

UNC TEAM RECORDS

Games: 14, 2015 and 2022	Touchdown Passes: 39 in 2019
Total Yards: 6,817 in 2015	Passes Had Intercepted: 23 in 1941, 1944
Total Yards Per Game: 537.2 in 2020	Completion Percentage: .683 in 2020
Rushing Attempts: 732 in 1970	Passing Yards: 4,330 in 2022
Rushing Yards: 3,142 in 2015	Passing Yards Per Game: 309.3 in 2022
Rushing Yards Per Game: 285.2 in 1970	First Downs: 346 in 2022
Pass Attempts: 526 in 2022	Points: 570 in 2015
Pass Completions: 344 in 2022	Points Per Game: 41.7 in 2020

ATLANTIC COAST CONFERENCE (1953-PRESENT)

Year	Head Coach	Overall	Conference	Finish
1953	George Barclay	4-6-0	2-3	T3rd
1954	George Barclay	4-5-1	4-2	3rd
1955	George Barclay	3-7-0	3-3	4th
1956	Jim Tatum	2-7-1	2-3-1	5th
1957	Jim Tatum	6-4-0	4-3	4th
1958	Jim Tatum	6-4-0	4-3	4th
1959	Jim Hickey	5-5-0	5-2	2nd
1960	Jim Hickey	3-7-0	2-5	6th
1961	Jim Hickey	5-5-0	4-3	2nd
1962	Jim Hickey	3-7-0	3-4	T4th
1963	Jim Hickey	9-2-0	6-1	1st
1964	Jim Hickey	5-5-0	4-3	T3rd
1965	Jim Hickey	4-6-0	3-3	T5th
1966	Jim Hickey	2-8-0	1-4	8th
1967	Bill Dooley	2-8-0	2-5	7th
1968	Bill Dooley	3-7-0	1-6	8th
1969	Bill Dooley	5-5-0	3-3	T3rd
1970	Bill Dooley	8-4-0	5-2	T2nd
1971	Bill Dooley	9-3-0	6-0	1st
1972	Bill Dooley	11-1-0	6-0	1st
1973	Bill Dooley	4-7-0	1-5	6th
1974	Bill Dooley	7-5-0	4-2	T2nd
1975	Bill Dooley	3-7-1	1-4-1	6th
1976	Bill Dooley	9-3-0	4-1	2nd
1977	Bill Dooley	8-3-1	5-0-1	1st
1978	Dick Crum	5-6-0	3-3	4th
1979	Dick Crum	8-3-1	3-3	5th
1980	Dick Crum	11-1-0	6-0	1st
1981	Dick Crum	10-2-0	5-1	2nd
1982	Dick Crum	8-4-0	3-3	T3rd
1983	Dick Crum	8-4-0	4-2	2nd
1984	Dick Crum	5-5-1	3-2-1	3rd
1985	Dick Crum	5-6-0	3-4	5th
1986	Dick Crum	7-4-1	5-2	2nd
1987	Dick Crum	5-6-0	3-4	6th
1988	Mack Brown	1-10-0	1-6	7th
1989	Mack Brown	1-10-0	0-7	8th
1990	Mack Brown	6-4-1	3-3-1	5th
1991	Mack Brown	7-4-0	3-4	5th
1992	Mack Brown	9-3-0	5-3	3rd
1993	Mack Brown	10-3-0	6-2	2nd
1994	Mack Brown	8-4-0	5-3	T3rd
1995	Mack Brown	7-5-0	4-4	5th
1996	Mack Brown	10-2-0	6-2	2nd
1997	Mack Brown	10-1-0	7-1	2nd
	Carl Torbush	1-0-0	(Gator Bowl)	
1998	Carl Torbush	7-5-0	4-4	T4th
1999	Carl Torbush	3-8-0	2-6	9th
2000	Carl Torbush	6-5-0	3-5	6th
2001	John Bunting	8-5-0	5-3	3rd
2002	John Bunting	3-9-0	1-7	8th
2003	John Bunting	2-10-0	1-7	9th
2004	John Bunting	6-6-0	5-3	T3rd
2005	John Bunting	5-6-0	4-4	4th Coastal
2006	John Bunting	3-9-0	2-6	5th Coastal
2007	Butch Davis	4-8-0	3-5	4th Coastal
2008	Butch Davis	8-5-0*	4-4*	3rd Coastal
2009	Butch Davis	8-5-0*	4-4*	4th Coastal
2010	Butch Davis	8-5-0	4-4	3rd Coastal
2011	Everett Withers	7-6-0	3-5	4th Coastal
2012	Larry Fedora	8-4-0	5-3	T1st Coast
2013	Larry Fedora	7-6-0	4-4	5th Coastal
2014	Larry Fedora	6-7-0	4-4	T3rd Coast
2015	Larry Fedora	11-3-0	8-0	1st Coastal
2016	Larry Fedora	8-5-0	5-3	T2nd Coast
2017	Larry Fedora	3-9-0	1-7	7th Coastal
2018	Larry Fedora	2-9-0	1-7	7th Coastal
2019	Mack Brown	7-6-0	4-4	T3rd Coast
2020	Mack Brown	8-4-0	7-3	4th
2021	Mack Brown	6-7-0	3-5	5th Coastal
2022	Mack Brown	9-5-0	6-2	1st Coastal
Totals		737*-564-54	256*-238-5	

*8 wins in 2008 and 8 wins in 2009 vacated due to NCAA penalty (revised record 0-5 overall, 0-4 ACC in 2008; 0-5 overall, 0-4 ACC in 2009)



CAROLINA VS. OPPONENTS

Opponent	Games	First	Last	UNC			OPP	Opponent	Games	First	Last	UNC			OPP		
		Game	Game	W	L	T	Pts			Pts	Game	Game	W	L	T	Pts	Pts
Air Force	5	1963	1969	1	4	0	82	77	Middle Tennessee	1	2013	2013	1	0	0	40	20
Alabama	1	1993	1993	0	1	0	10	24	Mississippi State	2	1974	1993	1	1	0	45	43
Appalachian State	3	1940	2022	2	1	0	150	101	Missouri	3	1973	2011	0	3	0	41	92
Arizona	1	1986	1986	0	1	0	21	30	Morganton DDI	1	1900	1900	1	0	0	38	0
Arizona State	3	1970	2003	1	2	0	95	116	NATTC	1	1943	1943	1	0	0	23	0
Arkansas	2	1981	1995	2	0	0	51	37	Navy	10	1899	1992	5	5	0	165	203
Army	7	1944	1992	6	1	0	235	152	Nebraska	1	1977	1977	0	1	0	17	21
Auburn	6	1892	2001	4	2	0	150	77	NC State	112	1894	2022	68	38	6	2323	1649
Baylor	1	2015	2015	0	1	0	38	49	Norfolk A.C.	1	1904	1904	1	0	0	41	0
Bingham's	4	1897	1912	4	0	0	123	0	North Carolina A&T	1	2015	2015	1	0	0	53	14
Boston College	8	1981	2020	6	2	0	252	186	Northwestern	2	1976	1977	2	0	0	53	7
(Revised*)				4	2	0			Notre Dame	23	1949	2022	2	21	0	338	674
Bowling Green	1	1982	1982	1	0	0	33	14	(Revised*)				1	21	0		
Camp Lee	1	1945	1945	1	0	0	6	0	NYU	4	1936	1939	4	0	0	54	26
California	2	2017	2018	0	2	0	47	59	Oak Ridge	6	1898	1907	6	0	0	167	0
Charlotte YMCA	1	1896	1896	0	1	0	0	8	Ohio State	4	1962	1975	1	3	0	42	105
Cherry Point	2	1944	1945	2	0	0	40	28	Ohio	3	1974	1995	3	0	0	148	10
Cincinnati	3	1979	2013	3	0	0	125	47	Oklahoma	7	1948	2001	0	7	0	46	201
The Citadel	5	1915	2016	5	0	0	190	34	Old Dominion	2	2013	2017	2	0	0	133	43
(Revised*)				4	0	0			Oregon	1	2022	2022	0	1	0	27	28
Clemson	59	1897	2022	19	39	1	1044	1304	Penn	6	1905	1945	2	4	0	39	126
Connecticut	3	1990	2009	3	0	0	98	43	Penn State	1	1943	1943	1	0	0	19	0
(Revised*)				1	0	0			Pittsburgh	16	1974	2022	11	5	0	451	380
Davidson	39	1898	1942	31	4	4	585	97	Princeton	2	1899	1916	0	2	0	0	59
Delaware	1	2015	2015	1	0	0	41	14	Rice	1	1949	1949	0	1	0	13	27
Duke	109	1888	2022	65	40	4	2287	1840	Richmond	14	1892	1978	12	2	0	352	82
(Revised*)				63	40	4			Riverside	1	1914	1914	1	0	0	40	0
Duquesne	1	1942	1942	1	0	0	13	6	Rutgers	7	1894	2014	3	4	0	122	132
East Carolina	18	1972	2018	12	5	1	533	429	(Revised*)				2	4	0		
(Revised*)				11	5	1			San Diego State	2	1998	2014	2	0	0	51	40
Elon	1	2012	2012	1	0	0	62	0	Sewanee	5	1894	1900	2	1	2	48	15
Florida	10	1921	1976	7	2	1	183	162	South Carolina	59	1903	2021	35	20	4	958	675
Florida A&M	1	2022	2022	1	0	0	56	24	South Florida	2	2006	2007	0	2	0	30	74
Florida State	21	1983	2021	3	17	1	338	655	Southern California	2	1958	1993	2	0	0	39	16
Fordham	5	1937	1942	0	3	2	14	55	SMU	2	1994	2001	2	0	0	47	34
Furman	6	1902	2006	5	1	0	167	83	Stanford	3	1997	2016	1	2	0	85	79
Georgetown	13	1894	1915	4	7	2	94	167	Syracuse	6	1995	2020	3	3	0	181	157
Georgia	31	1895	2016	12	17	2	481	499	Temple	1	2019	2019	1	0	0	55	13
Georgia Southern	1	2009	2009	1	0	0	42	12	Tennessee	32	1893	2010	11	20	1	375	583
(Revised*)				0	0	0			Texas	9	1947	2002	3	6	0	169	262
Georgia State	2	2021	2022	2	0	0	94	45	Texas A&M	1	2020	2020	0	1	0	27	41
Georgia Tech	57	1915	2022	22	32	3	1226	1247	Texas Christian	3	1940	1997	3	0	0	79	41
(Revised*)				21	32	3			Texas-El Paso	1	1993	1993	1	0	0	45	39
Greensboro A.A.	3	1896	1898	3	0	0	65	0	Texas Tech	3	1972	1980	2	1	0	48	41
Guilford	9	1896	1904	9	0	0	241	4	Transylvania	1	1903	1903	0	1	0	5	6
Hampton A.C.	1	1896	1896	0	1	0	0	18	Tulane	16	1922	1994	5	9	2	272	299
Harvard	2	1916	1928	0	2	0	0	41	Tulsa	1	2000	2000	1	0	0	30	9
Horner's	1	1899	1899	1	0	0	46	0	U.S.S. Franklin	1	1911	1911	1	0	0	12	0
Houston	2	1996	1999	1	1	0	54	34	Utah	2	2004	2005	1	1	0	47	63
Idaho	1	2012	2012	1	0	0	66	0	Vanderbilt	13	1892	1982	8	5	0	211	179
Illinois	4	1971	2016	4	0	0	157	51	Virginia	127	1892	2022	66	57	4	2495	2149
Indiana	2	1997	1999	2	0	0	65	36	Virginia Medical	2	1913	1914	2	0	0	80	0
James Madison	3	2007	2016	3	0	0	135	52	Virginia Military	23	1893	1989	16	6	1	512	183
Kansas	2	1984	1986	2	0	0	43	17	Virginia Tech	45	1895	2022	14	25	6	677	811
Kentucky	10	1910	1990	5	5	0	102	118	(Revised*)				13	25	6		
Lafayette	1	1906	1906	0	1	0	6	28	Wake Forest	110	1888	2022	72	36	2	2465	1347
Lehigh	2	1893	1894	0	2	0	0	58	Washington & Lee	10	1893	1953	5	3	2	109	50
Lenoir Rhyne	1	1941	1941	1	0	0	42	7	West Virginia	2	1996	2008	1	1	0	50	44
Liberty	1	2014	2014	1	0	0	56	29	Western Carolina	3	2017	2020	3	0	0	163	45
LSU	7	1948	2010	1	6	0	84	153	William & Mary	15	1907	2010	13	0	2	404	222
Louisville	8	1988	2017	3	5	0	176	254	Wisconsin	2	2003	2005	0	2	0	32	52
Maryland	70	1899	2012	37	32	1	1453	1240	Wofford	1	2021	2021	1	0	0	34	14
Maryland (Old)	1	1899	1899	1	0	0	6	0	Yale	7	1919	1944	0	7	0	13	200
Marshall	1	2000	2000	1	0	0	20	15									
McNeese State	1	2008	2008	1	0	0	35	27	TOTAL GAMES:	1,355						RECORD:	737*-564-54
(Revised*)				0	0	0			UNC POINTS:	27,771						OPPONENT POINTS:	22,654
Memphis State	2	1983	1984	2	0	0	54	37									
Mercer	2	1925	2019	2	0	0	59	7									
Miami	26	1946	2022	15	11	0	634	626									
(Revised*)				13	11	0											
Miami (Ohio)	7	1976	2002	4	3	0	179	81									
Michigan	3	1965	1979	2	1	0	62	53									
Michigan State	3	1962	1964	1	2	0	27	84									

TOTAL GAMES: 1,355 **RECORD:** 737*-564-54
UNC POINTS: 27,771 **OPPONENT POINTS:** 22,654

*8 wins in 2008 and 8 wins in 2009 vacated due to NCAA penalty

2023 opponents in bold



ALL-TIME SCORES



KEY TO NEUTRAL SITE ABBREVIATIONS:

ANN - Annapolis, Md.; ASHE- Asheville; ATL- Atlanta; BALT- Baltimore; CHAR- Charlotte; COL- Columbia, S.C.; COWAN- Cowan, Tenn.; DAN- Danville; DUR- Durham; GAIN- Gainesville, Ga.; GOLD- Goldsboro; GRBO- Greensboro; GREE- Greenville, S.C.; HONO- Honolulu; HOU- Houston; JACK- Jacksonville, Fla.; LYN- Lynchburg; MAC- Macon, Ga.; MIA- Miami; NASH - Nashville; NEW OR- New Orleans; ORL-Orlando; NNEW- Newport News, Va.; NOR- Norfolk; NYY- New York City (Yankee Stadium); NYP- New York City (Polo Grounds); RAL- Raleigh; RICH- Richmond; ROA- Roanoke; SHREVE-Shreveport; WIL- Wilmington

1888 (0-2)

Captains: Bob Bingham, Steve Bragaw
 L Wake Forest RAL 4-6
 L Trinity RAL 0-16
 4-22

1889 (2-2)

Coach: Hector Cowan
 Captains: Lucy Little and Steve Bragaw
 W Wake Forest RAL 33-0
 L Trinity RAL 17-25
 Nov. 22 L Wake Forest H 8-18
 W Trinity (forfeit) H 1-0
 58-43

1891 (0-2)

Captains: Mike Hoke and George Graham
 Nov. 10 L Wake Forest RAL 0-1
 (forfeit)
 Nov. 20 L Trinity H 4-6
 4-6

1892 (5-1)

Captain: Mike Hoke
 Oct. 21 W Richmond A 40-0
 Oct. 22 L Virginia A 18-30
 Nov. 12 W Trinity A 24-0
 Nov. 23 W Auburn ATL 64-0
 Nov. 24 W Vanderbilt A 24-0
 Nov. 26 W Virginia ATL 26-0
 196-30

1893 (3-4)

Captain: A.S. Barnard
 Oct. 20 W Wash. & Lee A 44-0
 Oct. 21 L VMI A 4-10
 Oct. 28 L Trinity A 4-6
 Nov. 3 W Tennessee H 60-0
 Nov. 18 W Wake Forest RAL 40-0
 Nov. 25 L Lehigh NY 0-34
 Nov. 30 L Virginia RICH 0-16
 152-66

1894 (6-3)

Coach: V.K. Irvine
 Captain: Charles Baskerville
 Oct. 12 W N.C. A&M H 44-0
 Oct. 20 W N.C. A&M A 16-0
 Oct. 24 W Trinity H 28-0
 Oct. 27 W Sewanee ASHE 36-4
 Oct. 31 L Lehigh A 6-24
 Nov. 1 L Rutgers A 0-5
 Nov. 3 W Georgetown A 20-4
 Nov. 10 W Richmond GRBO 28-0
 Nov. 22 L Virginia RICH 0-34
 178-71

1895 (7-1-1)

Coach: T.C. Trenchard
 Captain: Edwin Gregory
 Oct. 12 W N.C. A&M H 36-0
 Oct. 19 W Richmond H 34-0
 Oct. 26 W Georgia ATL 6-0
 Oct. 28 W Vanderbilt A 12-0
 Oct. 29 T Sewanee A 0-0
 Oct. 31 W Georgia ATL 10-6
 Nov. 2 W Wash. & Lee LYN 16-0
 Nov. 16 W Virginia Tech CHAR 32-5
 Nov. 28 L Virginia RICH 0-6
 146-17

1896 (3-4-1)

Coach: Gordon Johnston
 Captain: Robert Wright
 Oct. 10 W Guilford H 26-4
 Oct. 17 W Guilford A 34-0
 Oct. 24 T Virginia Tech DAN 0-0
 Oct. 31 L Georgia ATL 16-24
 Nov. 2 L Charlotte A.C. A 0-8
 Nov. 7 L Hampton A.C. A 0-18
 Nov. 11 W Greensboro A.C.H 30-0
 Nov. 26 L Virginia RICH 0-46
 106-100

1897 (7-3)

Coach: W.A. Reynolds
 Captain: Arthur Belden
 Oct. 2 W N.C. A&M H 40-0
 Oct. 9 W Guilford H 16-0
 Oct. 22 W Greensboro A.A. H 24-0
 Oct. 25 W Clemson H 28-0
 Oct. 30 L Virginia Tech DAN 0-4
 Nov. 5 W Sewanee A 12-6
 Nov. 6 L Vanderbilt A 0-31
 Nov. 8 W Tennessee A 16-0
 Nov. 9 W Bingham's School ASHE 14-0
 Nov. 22 L Virginia RICH 0-12
 150-53

1898 (9-0)

Coach: W.A. Reynolds
 Captain: Frank Rogers
 Oct. 1 W Guilford H 18-0
 Oct. 15 W N.C. A&M H 34-0
 Oct. 20 W Greensboro A.A. H 11-0
 Oct. 29 W Oak Ridge H 11-0
 Nov. 2 W Georgia MAC 53-0
 Nov. 4 W Virginia Tech W-S 28-6
 Nov. 5 W Davidson CHAR 11-0
 Nov. 15 W Auburn A 29-0
 Nov. 24 W Virginia RICH 6-2
 201-8

1899 (7-3-1)

Coach: W.A. Reynolds
 Captain: Samuel Shull
 Oct. 7 W N.C. A&M H 34-0
 Oct. 12 W Oak Ridge H 16-0
 Oct. 14 W Guilford H 45-0
 Oct. 21 W Davidson CHAR 10-0
 Oct. 23 W Horner's School H 46-0
 Oct. 28 T N.C. A&M A 11-11
 Oct. 31 W Maryland (Old) H 6-0
 Nov. 4 L Navy A 0-12
 Nov. 8 L Princeton A 0-30
 Nov. 30 W Georgia ATL 5-0
 Dec. 2 L Sewanee ATL 0-5
 173-58

1900 (4-1-3)

Coach: W.A. Reynolds
 Captain: Frank Osborne
 Oct. 6 W Deaf & Dumb Inst. H 38-0
 Oct. 27 T Virginia Tech H 0-0
 Nov. 1 W Tennessee A 22-5
 Nov. 3 W Vanderbilt A 48-0
 Nov. 5 T Sewanee ATL 0-0
 Nov. 17 W Georgia RAL 55-0
 Nov. 24 L Virginia NOR 0-17
 Nov. 29 T Georgetown A 0-0
 163-22

1901 (7-2)

Coach: Charles Jenkins
 Captain: Albert M. Carr
 Oct. 12 W Oak Ridge H 28-0
 Oct. 16 W N.C. A&M H 39-0
 Oct. 19 W Guilford H 42-0
 Oct. 26 W Davidson CHAR 6-0
 Nov. 2 W Georgia ATL 27-0
 Nov. 4 W Auburn A 10-0
 Nov. 16 W N.C. A&M A 30-0
 Nov. 23 L Virginia NOR 6-23
 Nov. 28 L Clemson CHAR 10-22
 198-45



The 1893 Tar Heels were just the fifth football team in North Carolina history.

1902 (5-1-3)

Coach: H.B. Olcott
 Captain: Frank Foust
 Sept. 24 W Guilford H 16-0
 Oct. 4 W Oak Ridge H 35-0
 Oct. 11 W Furman H 10-0
 Oct. 18 W Davidson CHAR 27-0
 Oct. 25 T Virginia Tech ROA 0-0
 Nov. 1 W VMI ROA 17-10
 Nov. 8 T N.C. A&M A 0-0
 Nov. 15 L Georgetown NOR 5-12
 Nov. 27 T Virginia RICH 12-12
 122-34

1903 (6-3)

Coach: H.B. Olcott
 Captain: G. Lyle Jones
 Sept. 26 W Guilford H 15-0
 Oct. 3 W Oak Ridge H 45-0
 Oct. 10 W South Carolina A 17-0
 Oct. 14 W VMI ROA 28-6
 Oct. 24 L Georgetown NOR 0-33
 Oct. 31 L Kentucky Univ. GBRO 5-6
 Nov. 4 W Clemson H 11-6
 Nov. 7 L Virginia Tech NOR 0-21
 Nov. 25 W Virginia RICH 16-0
 137-72

1904 (5-2-2)

Coach: Robert R. Brown
 Captain: R.S. Stewart
 Oct. 1 W Guilford H 29-0
 Oct. 8 T Davidson CHAR 0-0
 Oct. 12 W Bingham's School H 50-0
 Oct. 15 W South Carolina H 27-0
 Oct. 22 W Norfolk Ath. Clb GBRO 41-0
 Oct. 29 W Virginia Tech A 6-0
 Nov. 5 L Georgetown NOR 0-16
 Nov. 16 T N.C. A&M H 6-6
 Nov. 24 L Virginia RICH 11-12
 170-34

1905 (4-3-1)

Coach: William Warner
 Captain: Foy Roberson
 Oct. 7 W Davidson CHAR 6-0
 Oct. 14 L Penn A 0-17
 Oct. 21 L Navy A 0-38
 Oct. 28 L Virginia Tech RICH 6-35
 Nov. 4 W Georgetown RICH 36-0
 Nov. 12 T N.C. A&M A 0-0
 Nov. 18 W VMI W-S 17-0
 Nov. 30 W Virginia NOR 17-0
 82-90

1906 (1-4-2)

Coach: W.S. Keinholz
 Captain: Romy Story
 Sept. 29 T Davidson CHAR 0-0
 Oct. 6 L Penn A 0-11
 Oct. 12 W Richmond H 12-0
 Oct. 20 L Lafayette NOR 6-28
 Oct. 27 T Virginia Tech RICH 0-0
 Nov. 3 L Georgetown NOR 0-4
 Nov. 17 L Navy A 0-40
 18-83

1907 (4-4-1)

Coach: Dr. Otis Lamson
 Captain: Joseph S. Mann
 Sept. 28 L Penn A 0-37
 Oct. 5 T Wash. & Lee NNEW 0-0
 Oct. 12 W Oak Ridge H 38-0
 Oct. 19 W William & Mary H 14-0
 Oct. 26 L Virginia RICH 4-9
 Oct. 31 L Clemson COL 6-15
 Nov. 9 W Georgetown A 12-5
 Nov. 16 W Richmond H 13-11
 Nov. 28 L Virginia Tech RICH 6-20
 93-97

1908 (3-3-3)

Coach: Edward Green
 Captain: George Thomas
 Sept. 26 W Wake Forest H 17-0
 Oct. 3 L Tennessee A 0-12
 Oct. 10 T Wash. & Lee NNEW 0-0
 Oct. 17 T Davidson WIL 0-0
 Oct. 26 T Georgetown A 6-6
 Oct. 31 W Richmond H 17-12
 Nov. 7 L Virginia Tech RICH 0-10
 Nov. 14 W South Carolina H 22-0
 Nov. 26 L Virginia RICH 0-31
 62-71

1909 (5-2)

Coach: A.E. Brides
 Captain: C.C. Garrett
 Oct. 2 W Wake Forest H 18-0
 Oct. 9 W Tennessee A 3-0
 Oct. 16 L VMI LYN 0-3
 Oct. 23 W Georgetown A 5-0
 Oct. 31 W Richmond H 22-0
 Nov. 6 L Virginia Tech RICH 0-15
 Nov. 13 W Wash. & Lee NNEW 6-0
 54-18



ALL-TIME SCORES

1910 (3-6)

Coach: A.E. Brides
 Captain: Earl Thompson

Oct. 1	W	VMI	H	6-0
Oct. 8	L	Kentucky	A	0-11
Oct. 15	L	Davidson	CHAR	0-6
Oct. 22	W	Wake Forest	H	37-0
Oct. 29	L	Georgetown	A	0-12
Nov. 5	L	Virginia Tech	RICH	0-20
Nov. 12	L	Wash. & Lee	NOR	0-5
Nov. 19	W	South Carolina	DUR	27-6
Nov. 24	L	Virginia	RICH	<u>0-7</u>
				70-67

1911 (6-1-1)

Coach: Branch Bocock
 Captain: Bob Winston

Oct. 7	W	Wake Forest	H	12-3
Oct. 14	W	Bingham's School	H	12-0
Oct. 21	W	Davidson	CHAR	5-0
Oct. 28	W	U.S.S. Franklin	H	12-0
Nov. 4	T	Virginia Tech	RICH	0-0
Nov. 11	W	South Carolina	H	21-0
Nov. 18	W	Wash. & Lee	NOR	4-0
Nov. 30	L	Virginia	RICH	<u>0-28</u>
				66-31

1912 (3-4-1)

Coach: William C. Martin
 Captain: William Tillett

Oct. 5	W	Davidson	CHAR	13-0
Oct. 12	W	Wake Forest	H	9-2
Oct. 19	W	Bingham's School H		47-0
Oct. 26	L	Virginia Tech	RAL	0-26
Nov. 2	L	Georgetown	RICH	10-37
Nov. 9	T	South Carolina	H	6-6
Nov. 16	L	Wash. & Lee	GBRO	0-31
Nov. 28	L	Virginia	RICH	<u>0-66</u>
				85-168

1913 (5-4)

Coach: T.C. Trenchard
 Captain: L.L. Abernethy

Sept. 27	W	Wake Forest	H	7-0
Oct. 4	W	Virginia Medical	H	15-0
Oct. 11	W	Davidson	GBRO	7-0
Oct. 18	W	South Carolina	A	13-3
Oct. 25	L	Virginia Tech	W-S	7-14
Nov. 1	L	Georgia	A	6-19
Nov. 8	L	Wash. & Lee	LYN	0-14
Nov. 15	W	Wake Forest	DUR	29-0
Nov. 27	L	Virginia	RICH	<u>7-26</u>
				91-76

1914 (10-1)

Coach: T.C. Trenchard
 Captain: Dave Tayloe

Sept. 26	W	Richmond	H	41-0
Oct. 3	W	Virginia Medical	H	65-0
Oct. 8	W	Wake Forest	DUR	53-0
Oct. 12	W	South Carolina	H	48-0
Oct. 17	W	Georgia	ATL	41-6
Oct. 20	W	Riverside Acad.	GAIN	40-0
Oct. 24	W	Vanderbilt	A	10-9
Oct. 31	W	Davidson	W-S	16-3
Nov. 7	W	VMI	CHAR	30-7
Nov. 14	W	Wake Forest	RAL	12-7
Nov. 26	L	Virginia	RICH	<u>3-20</u>
				359-52

1915 (4-3-1)

Coach: T.C. Trenchard
 Captain: Dave Tayloe

Oct. 2	W	The Citadel	H	14-7
Oct. 9	W	Wake Forest	H	35-0
Oct. 16	L	Georgetown	A	0-38
Oct. 23	T	VMI	GBRO	3-3
Oct. 30	L	Georgia Tech	A	3-23
Nov. 6	W	Clemson	GREE	9-7
Nov. 13	W	Davidson	W-S	41-6
Nov. 25	L	Virginia	RICH	<u>0-14</u>
				105-98

1916 (5-4)

Coach: Thomas J. Campbell
 Captain: George Tandy

Sept. 30	W	Wake Forest	H	20-0
Oct. 7	L	Princeton	A	0-29
Oct. 14	L	Harvard	A	0-21
Oct. 21	L	Georgia Tech	A	6-10
Oct. 28	W	VMI	H	38-13
Nov. 4	L	Virginia Tech	ROA	7-14
Nov. 11	W	Davidson	W-S	10-6
Nov. 18	W	Furman	H	46-0
Nov. 30	W	Virginia	RICH	<u>7-0</u>
				134-93

1917-1918

(No team due to World War I.)

1919 (4-3-1)

Coach: Thomas J. Campbell
 Captain: J.M. Coleman

Oct. 4	L	Rutgers	A	0-19
Oct. 11	L	Yale	A	7-34
Oct. 18	W	Wake Forest	H	6-0
Oct. 23	W	NC State	A	13-12
Nov. 1	T	Tennessee	A	0-0
Nov. 8	L	VMI	H	7-29
Nov. 15	W	Davidson	W-S	10-0
Nov. 27	W	Virginia	H	<u>6-0</u>
				49-94

1920 (2-6)

Coach: Myron E. Fuller
 Captain: Beemer Harrell

Oct. 2	W	Wake Forest	H	6-0
Oct. 9	L	Yale	A	0-21
Oct. 16	W	South Carolina	H	7-0
Oct. 21	L	NC State	A	3-13
Oct. 30	L	Maryland	H	0-13
Nov. 6	L	VMI	H	0-23
Nov. 13	L	Davidson	W-S	0-7
Nov. 25	L	Virginia	A	<u>0-14</u>
				16-91

1921 (5-2-2)

Associate Coaches: Bob and Bill Fetzter
 Captain: Robbins Lowe

Oct. 1	W	Wake Forest	H	21-0
Oct. 8	L	Yale	A	0-34
Oct. 15	T	South Carolina	A	7-7
Oct. 20	L	NC State	A	0-7
Oct. 29	W	Maryland	BALT	16-7
Nov. 5	W	VMI	RICH	20-7
Nov. 12	T	Davidson	W-S	0-0
Nov. 24	W	Virginia	H	7-3
Dec. 3	W	Florida	JACK	<u>14-10</u>
				85-75

1922 (9-1)

Southern Conference Co-Champions
 Associate Coaches: Bob and Bill Fetzter
 Captain: Grady Pritchard

Sept. 30	W	Wake Forest	GOLD	62-3
Oct. 7	L	Yale	A	0-18
Oct. 12	W	Trinity	H	20-0
Oct. 14	W	South Carolina	H	10-7
Oct. 19	W	NC State	A	14-9
Oct. 28	W	Maryland	H	27-3
Nov. 4	W	Tulane	A	19-12
Nov. 11	W	VMI	RICH	9-7
Nov. 18	W	Davidson	CHAR	29-6
Nov. 30	W	Virginia	A	<u>10-7</u>
				200-72

1923 (5-3-1)

Associate Coaches: Bob and Bill Fetzter
 Captain: Roy Morris

Sept. 29	W	Wake Forest	H	22-0
Oct. 6	L	Yale	A	0-53
Oct. 12	W	Trinity	A	14-6
Oct. 18	W	NC State	A	14-0
Oct. 27	L	Maryland	A	0-14
Nov. 3	W	South Carolina	A	13-0
Nov. 10	L	VMI	RICH	0-9
Nov. 17	W	Davidson	H	14-3
Nov. 29	T	Virginia	H	<u>0-0</u>
				77-85

1924 (4-5)

Associate Coaches: Bob and Bill Fetzter
 Captain: Pierce Matthews

Sept. 27	L	Wake Forest	A	6-7
Oct. 4	L	Yale	A	0-27
Oct. 11	W	Trinity	H	6-0
Oct. 16	W	NC State	A	10-0
Oct. 25	L	Maryland	H	0-6
Nov. 1	L	South Carolina	H	7-10
Nov. 8	W	VMI	H	3-0
Nov. 15	W	Davidson	A	6-0
Nov. 27	L	Virginia	A	<u>0-7</u>
				38-57

1925 (7-1-1)

Associate Coaches: Bob and Bill Fetzter
 Captain: Herman McIver

Sept. 26	L	Wake Forest	H	0-6
Oct. 3	W	South Carolina	A	7-0
Oct. 10	W	Duke	A	41-0
Oct. 15	W	NC State	A	17-0
Oct. 24	W	Mercer	A	3-0
Oct. 31	W	Maryland	BALT	16-0
Nov. 7	W	VMI	RICH	23-11
Nov. 14	W	Davidson	H	13-0
Nov. 26	T	Virginia	H	<u>3-3</u>
				123-20

1926 (4-5)

Coach: Chuck Collins
 Captain: Manly Whisnant

Sept. 25	L	Wake Forest	A	0-13
Oct. 2	L	Tennessee	A	0-34
Oct. 9	W	South Carolina	H	7-0
Oct. 16	W	Duke	H	6-0
Oct. 23	L	Maryland	A	6-14
Oct. 30	W	NC State	H	12-0
Nov. 6	W	VMI	H	28-0
Nov. 13	L	Davidson	A	0-10
Nov. 23	L	Virginia	A	<u>0-3</u>
				59-74

1927 (4-6)

Coach: Chuck Collins
 Captain: Garrett Morehead

Sept. 24	L	Wake Forest	H	8-9
Oct. 1	L	Tennessee	H	0-26
Oct. 8	W	Maryland	H	7-6
Oct. 15	L	South Carolina	A	6-14
Oct. 22	L	Georgia Tech	A	0-13
Oct. 29	L	NC State	A	6-19
Nov. 5	L	VMI	A	0-7
Nov. 12	W	Davidson	H*	27-0
Nov. 19	W	Duke	A	18-0
Nov. 24	W	Virginia	H	<u>14-13</u>
				86-107

*First game played in Kenan Stadium.

1928 (5-3-2)

Coach: Chuck Collins
 Captain: Harry Schwartz

Sept. 29	W	Wake Forest	H	65-0
Oct. 6	W	Maryland	A	26-19
Oct. 13	L	Harvard	A	0-20
Oct. 20	L	Virginia Tech	H	14-16
Oct. 27	L	Georgia Tech	H	7-20
Nov. 3	T	NC State	A	6-6
Nov. 10	T	South Carolina	H	0-0
Nov. 17	W	Davidson	A	30-7
Nov. 29	W	Virginia	A	24-20
Dec. 8	W	Duke	H	<u>14-7</u>
				186-115

1929 (9-1)

Coach: Chuck Collins
 Captain: Ray Farris

Sept. 28	W	Wake Forest	H	48-0
Oct. 5	W	Maryland	A	43-0
Oct. 11	W	Georgia Tech	A	18-7
Oct. 19	L	Georgia	H	12-19
Oct. 26	W	Virginia Tech	H	38-13
Nov. 2	W	NC State	H	32-0
Nov. 9	W	South Carolina	A	40-0
Nov. 16	W	Davidson	A	26-7
Nov. 28	W	Virginia	H	41-7
Dec. 7	W	Duke	A	<u>48-7</u>
				346-60

1930 (5-3-2)

Coach: Chuck Collins
 Captain: Strud Nash

Sept. 27	W	Wake Forest	H	13-7
Oct. 4	W	Virginia Tech	A	39-21
Oct. 11	W	Maryland	H	28-21
Oct. 18	L	Georgia	A	0-26
Oct. 25	L	Tennessee	A	7-9
Nov. 1	T	Georgia Tech	H	6-6
Nov. 7	W	NC State	H	13-6
Nov. 15	L	Davidson	A	6-7
Nov. 27	W	Virginia	A	40-0
Dec. 6	T	Duke	H	<u>0-0</u>
				152-103

1931 (4-3-3)

Coach: Chuck Collins

Sept. 26	W	Wake Forest	H	37-0
Oct. 3	L	Vanderbilt	A	0-13
Oct. 10	T	Florida	A	0-0
Oct. 17	L	Georgia	H	7-32
Oct. 24	L	Tennessee	H	0-7
Oct. 31	W	NC State	A	18-15
Nov. 7	T	Georgia Tech	A	19-19
Nov. 14	W	Davidson	H	20-0
Nov. 21	T	Duke	A	0-0
Nov. 26	W	Virginia	H	<u>13-6</u>
				114-92

1932 (3-5-2)

Coach: Chuck Collins

Sept. 24	T	Wake Forest	H	0-0
Oct. 1	L	Vanderbilt	H	7-39
Oct. 8	L	Tennessee	A	7-20
Oct. 15	T	Georgia	A	6-6
Oct. 22	L	Georgia Tech	H	14-43
Oct. 29	W	NC State	H	13-0
Nov. 4	W	Florida	H	18-13
Nov. 12	W	Davidson	A	12-0
Nov. 19	L	Duke	H	0-7
Nov. 24	L	Virginia	A	<u>7-14</u>
				84-142

1933 (4-5)

Coach: Chuck Collins
 Captain: Bill Croom

Sept. 30	W	Davidson	H	6-0
Oct. 7	L	Vanderbilt	A	13-20
Oct. 14	L	Georgia	H	0-30
Oct. 21	L	Florida	A	0-9
Oct. 28	L	Georgia Tech	H	6-10
Nov. 4	W	NC State	A	6-0
Nov. 11	W	Wake Forest	H	26-0
Nov. 18	L	Duke	A	0-21
Nov. 30	W	Virginia	H	<u>14-0</u>
				71-90

1934 (7-1-1)

Southern Conference Champions
 Coach: Carl Snavely
 Captain: George Barclay

Sept. 29	W	Wake Forest	H	21-0
Oct. 6	L	Tennessee	H	7-19
Oct. 13	W	Georgia	A	14-0
Oct. 20	W	Kentucky	H	6-0
Oct. 27	T	NC State	H	7-7
Nov. 3	W	Georgia Tech	A	26-0
Nov. 10	W	Davidson	A	12-2
Nov. 17	W	Duke	H	7-0
Nov. 24	W	Virginia	A	<u>25-6</u>
				125-34

1935 (8-1)

Coach: Carl Snavely
 Captains: Herman Snyder and Harry Montgomery

Sept. 28	W	Wake Forest	H	14-0
Oct. 5	W	Tennessee	A	38-13
Oct. 16	W	Maryland	BALT	33-0
Oct. 19	W	Davidson	A	14-0
Oct. 26	W	Georgia Tech	H	19-0
Nov. 2	W	NC State	A	35-6
Nov. 9	W	VMI	H	

ALL-TIME SCORES



1936 (8-2)

Coach: Ray Wolf
 Captain: Dick Buck

Sept. 26	W	Wake Forest	CHAR	14-7
Oct. 3	W	Tennessee	H	14-6
Oct. 10	W	Maryland	H	14-0
Oct. 17	W	NYU	NYU	14-13
Oct. 24	L	Tulane	A	7-21
Oct. 31	W	NC State	H	21-6
Nov. 7	W	Davidson	A	26-6
Nov. 14	L	Duke	H	7-27
Nov. 21	W	South Carolina	A	14-0
Nov. 26	W	Virginia	A	<u>59-14</u> 190-100

1937 (7-1-1)

Southern Conference Champions
 Coach: Ray Wolf
 Captains: Andy Bershak and Crowell Little

Sept. 25	T	South Carolina	H	13-13
Oct. 2	W	NC State	A	20-0
Oct. 9	W	NYU	A	19-6
Oct. 16	W	Wake Forest	A	28-0
Oct. 23	W	Tulane	H	13-0
Oct. 30	L	Fordham	H	0-14
Nov. 6	W	Davidson	A	26-0
Nov. 13	W	Duke	A	14-6
Nov. 27	W	Virginia	H	<u>40-0</u>

173-39

1938 (6-2-1)

Coach: Ray Wolf
 Captains: Steve Maronic and George Watson

Sept. 24	W	Wake Forest	H	14-6
Oct. 1	W	NC State	A	21-0
Oct. 8	L	Tulane	H	14-17
Oct. 15	W	NYU	NYU	7-0
Oct. 22	W	Davidson	A	34-0
Oct. 29	L	Duke	H	0-14
Nov. 5	W	Virginia Tech	H	7-0
Nov. 12	T	Fordham	NYP	0-0
Nov. 24	W	Virginia	A	<u>20-0</u> 117-37

1939 (8-1-1)

Coach: Ray Wolf
 Captains: George Stirnweiss and Jim Woodson

Sept. 23	W	The Citadel	H	50-0
Sept. 30	W	Wake Forest	H	36-6
Oct. 7	W	Virginia Tech	NOR	13-6
Oct. 14	W	NYU	H	14-7
Oct. 21	T	Tulane	A	14-14
Oct. 28	W	Penn	A	30-6
Nov. 4	W	NC State	H	17-0
Nov. 11	W	Davidson	W-S	32-0
Nov. 18	L	Duke	A	3-13
Nov. 30	W	Virginia	H	<u>19-0</u> 228-52

1940 (6-4)

Coach: Ray Wolf
 Captains: Paul Severin and Gates Kimball

Sept. 21	W	Appalachian	H	56-6
Sept. 28	L	Wake Forest	H	0-12
Oct. 5	W	Davidson	W-S	27-7
Oct. 12	W	Texas Christian	H	21-14
Oct. 19	W	NC State	A	13-7
Oct. 26	L	Tulane	H	13-14
Nov. 2	L	Fordham	NYP	0-14
Nov. 9	L	Richmond	A	13-14
Nov. 16	W	Duke	H	6-3
Nov. 23	W	Virginia	A	<u>10-7</u> 159-98

1941 (3-7)

Coach: Ray Wolf
 Captains: Harry Dunkle and Carl Suntheimer

Sept. 21	W	Lenoir Rhyne	H	42-6
Sept. 27	L	South Carolina	H	7-13
Oct. 4	W	Davidson	A	20-0
Oct. 11	L	Fordham	H	14-27
Oct. 18	L	Tulane	A	6-52
Oct. 25	L	Wake Forest	A	0-13
Nov. 1	L	NC State	H	7-13
Nov. 8	W	Richmond	A	27-0
Nov. 15	L	Duke	A	0-20
Nov. 20	L	Virginia	H	<u>7-28</u> 130-172

1942 (5-2-2)

Coach: Jim Tatum
 Captains: Joe Austin and Tank Marshall

Sept. 26	W	Wake Forest	H	6-0
Oct. 3	W	South Carolina	H	18-6
Oct. 10	T	Fordham	NYU	0-0
Oct. 17	W	Duquesne	H	13-6
Oct. 24	L	Tulane	A	14-29
Oct. 31	L	NC State	A	14-21
Nov. 7	W	Davidson	CHAR	43-14
Nov. 14	T	Duke	H	13-13
Nov. 21	W	Virginia	A	<u>28-13</u> 149-102

1943 (6-3)

Coach: Tom Young
 Captain: Craven Turner

Sept. 25	L	Georgia Tech	A	7-20
Oct. 2	W	Penn State	H	19-0
Oct. 9	W	NATTC	H	23-0
Oct. 16	L	Duke	A	7-14
Oct. 30	W	NC State	H	27-13
Nov. 6	W	South Carolina	A	21-6
Nov. 13	W	Penn	A	9-6
Nov. 20	L	Duke	H	6-27
Nov. 27	W	Virginia	NOR	<u>54-7</u> 173-93

1944 (1-7-1)

Coach: Gene McEver
 Captain: Bobby Weant

Sept. 23	L	Wake Forest	H	0-7
Sept. 30	L	Army	A	0-46
Oct. 7	L	Georgia Tech	A	0-28
Oct. 14	W	Cherry Pt Marines	H	20-14
Nov. 4	L	South Carolina	H	0-6
Nov. 11	T	William & Mary	H	0-0
Nov. 18	L	Yale	A	6-13
Nov. 25	L	Duke	H	0-33
Dec. 2	L	Virginia	NOR	<u>7-26</u> 33-173

1945 (5-5)

Coach: Carl Snavely
 Captains: Bill Voris and Bill Walker

Sept. 22	W	Camp Lee	A	6-0
Sept. 29	L	Georgia Tech	H	14-20
Oct. 6	W	Virginia Tech	ROA	14-0
Oct. 13	L	Penn	A	0-49
Oct. 20	W	Cherry Pt. Marines	H	20-14
Nov. 3	L	Tennessee	A	6-20
Nov. 10	W	William & Mary	NOR	6-0
Nov. 17	L	Wake Forest	H	13-14
Nov. 24	L	Duke	A	7-14
Dec. 1	W	Virginia	H	<u>27-18</u> 113-149

1946 (8-2-1)

Southern Conference Champions
 Coach: Carl Snavely
 Captains: Chan Highsmith and Ralph Strayhorn

Sept. 28	T	Virginia Tech	H	14-14
Oct. 4	W	Miami (Fla.)	A	21-0
Oct. 12	W	Maryland	H	33-0
Oct. 19	W	Navy	BALT	21-14
Oct. 26	W	Florida	H	40-19
Nov. 2	L	Tennessee	A	14-20
Nov. 9	W	William & Mary	RICH	21-7
Nov. 16	W	Wake Forest	H	26-14
Nov. 23	W	Duke	H	22-7
Nov. 30	W	Virginia	A	<u>49-14</u> 261-109

Sugar Bowl

Jan. 1	L	Georgia	NEW OR	10-20
--------	---	---------	--------	-------

1947 (8-2)

Coach: Carl Snavely
 Captains: George Sparger and Joe Wright

Sept. 27	W	Georgia	H	14-7
Oct. 4	L	Texas	A	0-34
Oct. 11	L	Wake Forest	H	7-19
Oct. 18	W	William & Mary	A	13-7
Oct. 25	W	Florida	A	35-7
Nov. 1	W	Tennessee	H	20-6
Nov. 8	W	NC State	H	41-6
Nov. 15	W	Maryland	A	19-0
Nov. 22	W	Duke	A	21-0
Nov. 29	W	Virginia	H	<u>40-7</u> 210-93

1948 (9-1-1)

Coach: Carl Snavely
 Captains: Hosea Rodgers and Dan Stiegman

Sept. 25	W	Texas	H	34-7
Oct. 2	W	Georgia	A	21-14
Oct. 9	W	Wake Forest	A	28-6
Oct. 16	W	NC State	H	14-0
Oct. 23	W	LSU	H	34-7
Oct. 30	W	Tennessee	A	14-7
Nov. 6	T	William & Mary	H	7-7
Nov. 13	W	Maryland	A	49-20
Nov. 20	W	Duke	H	20-0
Nov. 27	W	Virginia	A	<u>34-12</u> 255-80

Sugar Bowl

Jan. 1	L	Oklahoma	NEW OR	6-14
--------	---	----------	--------	------

1949 (7-4)

Southern Conference Champions
 Coach: Carl Snavely
 Captain: Charlie Justice

Sept. 24	W	NC State	H	26-6
Oct. 1	W	Georgia	H	21-14
Oct. 8	W	South Carolina	A	28-13
Oct. 15	W	Wake Forest	H	28-14
Oct. 22	L	LSU	A	7-13
Oct. 29	L	Tennessee	H	6-35
Nov. 5	W	William & Mary	A	20-14
Nov. 12	L	Notre Dame	NYU	6-42
Nov. 19	W	Duke	A	21-20
Nov. 26	W	Virginia	H	<u>14-7</u> 177-178

Cotton Bowl

Jan. 1	L	Rice	DALLAS	13-27
--------	---	------	--------	-------

1950 (3-5-2)

Coach: Carl Snavely
 Captains: Dick Bunting and Irv Holdash

Sept. 23	W	NC State	H	13-7
Sept. 30	L	Notre Dame	A	7-14
Oct. 7	T	Georgia	A	0-0
Oct. 14	L	Wake Forest	H	7-13
Oct. 28	W	William & Mary	H	40-7
Nov. 4	L	Tennessee	A	0-16
Nov. 11	T	Maryland	H	7-7
Nov. 18	W	South Carolina	A	14-7
Nov. 25	L	Duke	H	0-7
Dec. 2	L	Virginia	A	<u>13-44</u> 101-122

1951 (2-8)

Coach: Carl Snavely
 Captains: Joe Dudeck and Bob Gantt

Sept. 22	W	NC State	H	21-0
Sept. 29	L	Georgia	H	16-28
Oct. 6	L	Texas	A	20-45
Oct. 13	W	South Carolina	H	21-6
Oct. 20	L	Maryland	A	7-14
Oct. 27	L	Wake Forest	A	7-39
Nov. 3	L	Tennessee	H	0-27
Nov. 10	L	Virginia	A	14-34
Nov. 17	L	Notre Dame	H	7-12
Nov. 24	L	Duke	A	<u>7-19</u> 120-224

1952 (2-6)

Coach: Carl Snavely
 Captains: George Norris and Bud Wallace

Sept. 27	L	Texas	H	7-28
Oct. 18	L	Wake Forest	H	7-9
Oct. 25	L	Notre Dame	A	14-34
Nov. 1	L	Tennessee	A	14-41
Nov. 8	L	Virginia	H	7-34
Nov. 15	W	South Carolina	A	27-19
Nov. 22	L	Duke	H	0-34
Nov. 28	W	Miami (Fla.)	A	<u>34-7</u> 110-206

Early-season games in 1952 with NC State and Georgia were cancelled because of a polio outbreak on campus.

Atlantic Coast Conference Begins in 1953

1953 (4-6)

Coach: George Barclay
 Captain: Ken Yarborough

Sept. 26	W	NC State	H	29-7
Oct. 3	W	Wash. & Lee	H	39-0
Oct. 10	W	Wake Forest	A	18-13
Oct. 17	L	Maryland	H	0-26
Oct. 24	L	Georgia	A	14-27
Oct. 31	L	Tennessee	H	6-20
Nov. 7	L	South Carolina	A	0-18
Nov. 14	L	Notre Dame	H	14-34
Nov. 21	W	Virginia	A	33-7
Nov. 28	L	Duke	A	<u>20-35</u> 173-187

1954 (4-5-1)

Coach: George Barclay

Sept. 25	W	NC State	H	20-6
Oct. 2	T	Tulane	A	7-7
Oct. 9	L	Georgia	H	7-21
Oct. 16	L	Maryland	A	0-33
Oct. 23	W	Wake Forest	H	14-7
Oct. 30	L	Tennessee	A	20-26
Nov. 6	W	South Carolina	H	21-19
Nov. 13	L	Notre Dame	A	13-42
Nov. 20	W	Virginia	A	26-14
Nov. 27	L	Duke	H	<u>12-47</u> 140-222

1955 (3-7)

Coach: George Barclay
 Captains: Will Frye and Roland Perdue

Sept. 24	L	Oklahoma	H	6-13
Oct. 1	W	NC State	A	25-18
Oct. 8	L	Georgia	A	7-28
Oct. 15	L	Maryland	H	7-25
Oct. 22	L	Wake Forest	A	0-25
Oct. 29	L	Tennessee	H	7-48
Nov. 5	W	South Carolina	NOR	32-14
Nov. 12	L	Notre Dame	H	7-27
Nov. 19	W	Virginia	H	26-14
Dec. 3	L	Duke	A	<u>0-6</u> 117-218

1956 (2-7-1)

Coach: Jim Tatum
 Captains: George Stavitski and Ed Sutton

Sept. 22	L	NC State	H	6-26
Sept. 29	L	Oklahoma	A	0-36
Oct. 6	L	South Carolina	A	0-14
Oct. 13	L	Georgia	H	12-26
Oct. 20	W	Maryland	H	34-6
Oct. 27	T	Wake Forest	H	6-6
Nov. 3	L	Tennessee	A	0-20
Nov. 10	W	Virginia	A	21-7
Nov. 17	L	Notre Dame	A	14-21
Nov. 24	L	Duke	H	<u>6-21</u> 99-183

1957 (6-4)

Coach: Jim Tatum
 Captains: Dave Reed and Buddy Payne

Sept. 21	L	NC State	H	0-7
Sept. 28	W	Clemson	H	26-0
Oct. 5	W	Navy	H	13-7
Oct. 11	W	Miami (Fla.)	A	20-13
Oct. 19	L	Maryland	A	7-21
Oct. 26	W	Wake Forest	A	14-7
Nov. 2	L	Tennessee	H	0-35
Nov. 9	W	South Carolina	H	28-6
Nov. 23	W	Duke	A	21-13
Nov. 30	L	Virginia	H	<u>13-20</u> 142-129

1958 (6-4)

Coach: Jim Tatum
 Captains: Phil Blazer and Curtis Hathaway

Sept. 20	L	NC State	H</
----------	---	----------	-----



ALL-TIME SCORES

1959 (5-5)

Coach: Jim Hickey

Captains: Jack Cummings and Wade Smith

Sept. 19	L	Clemson	H	18-20
Sept. 26	L	Notre Dame	A	8-28
Oct. 3	W	NC State	H	20-12
Oct. 10	W	South Carolina	H	19-6
Oct. 17	L	Maryland	A	7-14
Oct. 24	W	Wake Forest	A	21-19
Oct. 31	L	Tennessee	H	7-29
Nov. 6	L	Miami (Fla.)	A	7-14
Nov. 14	W	Virginia	H	41-0
Nov. 26	W	Duke	A	<u>50-0</u> 198-142

1960 (3-7)

Coach: Jim Hickey

Captains: Rip Hawkins and Frank Riggs

Sept. 24	L	NC State	H	0-3
Sept. 30	L	Miami (Fla.)	A	12-29
Oct. 8	W	Notre Dame	H	12-7
Oct. 15	L	Wake Forest	H	12-13
Oct. 22	L	South Carolina	A	6-22
Oct. 29	L	Tennessee	A	14-27
Nov. 5	L	Clemson	A	0-24
Nov. 12	L	Maryland	H	19-22
Nov. 19	W	Duke	H	7-6
Nov. 26	W	Virginia	A	<u>35-8</u> 117-161

1961 (5-5)

Coach: Jim Hickey

Captains: Bob Elliott and Jim LeCompte

Sept. 30	W	NC State	H	27-22
Oct. 7	L	Clemson	H	0-27
Oct. 14	W	Maryland	A	14-8
Oct. 21	W	South Carolina	A	17-0
Oct. 27	L	Miami (Fla.)	A	0-10
Nov. 4	W	Tennessee	H	22-21
Nov. 11	L	LSU	H	0-30
Nov. 18	L	Duke	A	3-6
Nov. 25	L	Wake Forest	A	14-17
Dec. 2	W	Virginia	H	<u>24-0</u> 121-141

1962 (3-7)

Coach: Jim Hickey

Captains: Joe Craver and Ward Marslander

Sept. 22	L	NC State	H	6-7
Sept. 29	L	Ohio State	A	7-41
Oct. 6	L	Michigan State	A	6-38
Oct. 13	L	Maryland	H	13-31
Oct. 20	W	South Carolina	H	19-14
Oct. 27	W	Wake Forest	H	23-14
Nov. 3	L	Clemson	A	6-17
Nov. 10	W	Virginia	A	11-7
Nov. 17	L	Notre Dame	A	7-21
Nov. 24	L	Duke	H	<u>14-16</u> 112-206

1963 (9-2)

Co-Atlantic Coast Conference Champions

Coach: Jim Hickey

Captains: Gene Sigmon and Roger Smith

Sept. 21	W	Virginia	H	11-7
Sept. 28	L	Michigan State	A	0-31
Oct. 5	W	Wake Forest	A	21-0
Oct. 12	W	Maryland	A	14-7
Oct. 19	W	NC State	H	31-10
Oct. 26	W	South Carolina	A	7-0
Nov. 2	W	Georgia	H	28-7
Nov. 9	L	Clemson	H	7-11
Nov. 16	W	Miami (Fla.)	H	27-16
Nov. 28	W	Duke	A	<u>16-14</u> 162-103

Gator Bowl

Dec. 28	W	Air Force	JACK	35-0
---------	---	-----------	------	------

1964 (5-5)

Coach: Jim Hickey

Captains: Chris Hanburger and Ron Tuthill

Sept. 19	L	NC State	H	13-14
Sept. 26	W	Michigan State	H	21-15
Oct. 3	W	Wake Forest	H	23-0
Oct. 10	L	LSU	A	3-20
Oct. 17	L	Maryland	NOR	9-10
Oct. 24	W	South Carolina	H	24-6
Oct. 31	L	Georgia	A	8-24
Nov. 7	W	Clemson	A	29-0
Nov. 14	L	Virginia	A	27-31
Nov. 21	W	Duke	H	<u>21-15</u> 178-135

1965 (4-6)

Coach: Jim Hickey

Captains: Hank Barden and Ed Stringer

Sept. 18	L	Michigan	H	24-31
Sept. 25	W	Ohio State	A	14-3
Oct. 2	L	Virginia	H	17-21
Oct. 9	W	NC State	A	10-7
Oct. 16	W	Maryland	H	12-10
Oct. 23	L	Wake Forest	A	10-12
Oct. 30	L	Georgia	H	35-47
Nov. 6	W	Clemson	H	17-13
Nov. 13	L	Notre Dame	A	0-17
Nov. 20	L	Duke	A	<u>7-34</u> 146-195

1966 (2-8)

Coach: Jim Hickey

Captains: Bob Hume, Hank Sadler, Danny

Talbot				
Sept. 17	L	Kentucky	A	0-10
Sept. 24	W	NC State	H	10-7
Oct. 1	W	Michigan	A	21-7
Oct. 15	L	Notre Dame	A	0-32
Oct. 22	L	Wake Forest	H	0-3
Oct. 29	L	Georgia	A	3-28
Nov. 5	L	Clemson	A	3-27
Nov. 12	L	Air Force	H	14-20
Nov. 19	L	Duke	H	25-41
Nov. 26	L	Virginia	H	<u>14-21</u> 90-196

1967 (2-8)

Coach: Bill Dooley

Captains: Jack Davenport and David Riggs

Sept. 16	L	NC State	A	7-13
Sept. 23	L	South Carolina	A	10-16
Sept. 30	L	Tulane	H	11-36
Oct. 7	L	Vanderbilt	H	7-21
Oct. 14	L	Air Force	A	8-10
Oct. 21	W	Maryland	H	14-0
Oct. 28	L	Wake Forest	H	10-20
Nov. 4	L	Clemson	H	0-17
Nov. 11	L	Virginia	A	17-40
Nov. 18	W	Duke	A	<u>20-9</u> 104-182

1968 (3-7)

Coach: Bill Dooley

Captains: Gayle Bomar and Mike Smith

Sept. 21	L	NC State	H	6-38
Sept. 28	L	South Carolina	H	27-32
Oct. 5	W	Vanderbilt	A	8-7
Oct. 12	L	Maryland	A	24-33
Oct. 19	W	Florida	H	22-7
Oct. 26	L	Wake Forest	A	31-48
Nov. 2	L	Air Force	A	15-28
Nov. 9	L	Virginia	H	6-41
Nov. 16	L	Clemson	A	14-24
Nov. 23	W	Duke	H	<u>25-14</u> 178-272

1969 (5-5)

Coach: Bill Dooley

Captains: Sam Bounds, Ed Chalupka, Bob Hanna, Don Hartig, David Jackson, Ken Price, Saulis Zemaitis

Sept. 20	L	NC State	A	3-10
Sept. 27	L	South Carolina	A	6-14
Oct. 4	W	Vanderbilt	H	38-22
Oct. 11	L	Air Force	H	10-20
Oct. 18	L	Florida	A	2-52
Oct. 25	W	Wake Forest	H	23-3
Nov. 1	W	Virginia	A	12-0
Nov. 8	W	VMI	H	61-11
Nov. 15	W	Clemson	H	32-15
Nov. 22	L	Duke	A	<u>13-17</u> 200-164

1970 (8-4)

Coach: Bill Dooley

Captains: Don McCauley, Flip Ray, Bill

Richardson				
Sept. 12	W	Kentucky	H	20-10
Sept. 19	W	NC State	H	19-0
Sept. 26	W	Maryland	A	53-20
Oct. 3	W	Vanderbilt	A	10-7
Oct. 10	L	South Carolina	H	21-35
Oct. 17	L	Tulane	A	17-24
Oct. 24	L	Wake Forest	A	13-14
Oct. 31	W	Virginia	H	30-15
Nov. 7	W	VMI	H	62-13
Nov. 14	W	Clemson	A	42-7
Nov. 21	W	Duke	H	<u>59-34</u> 346-179

Peach Bowl

Dec. 30	L	Arizona State	ATL	26-48
---------	---	---------------	-----	-------

1971 (9-3)

Atlantic Coast Conference Champions

Coach: Bill Dooley

Captains: John Bunting and Paul Miller

Sept. 11	W	Richmond	A	28-0
Sept. 18	W	Illinois	A	27-0
Sept. 25	W	Maryland	H	35-14
Oct. 2	W	NC State	A	27-7
Oct. 9	L	Tulane	H	29-37
Oct. 16	L	Notre Dame	A	0-16
Oct. 23	W	Wake Forest	H	7-3
Oct. 30	W	William & Mary	H	36-35
Nov. 6	W	Clemson	H	26-13
Nov. 13	W	Virginia	A	32-20
Nov. 20	W	Duke	A	<u>38-0</u> 285-145

Gator Bowl

Dec. 31	L	Georgia	JACK	3-7
---------	---	---------	------	-----

1972 (11-1)

Atlantic Coast Conference Champions

Coach: Bill Dooley

Captains: Gene Brown and Ron Rusnak

Sept. 9	W	Richmond	H	28-18
Sept. 16	W	Maryland	A	31-26
Sept. 23	W	NC State	H	34-33
Sept. 30	L	Ohio State	A	14-29
Oct. 14	W	Kentucky	H	31-20
Oct. 21	W	Wake Forest	A	21-0
Nov. 4	W	Clemson	A	26-10
Nov. 11	W	Virginia	H	23-3
Nov. 18	W	Duke	H	14-0
Nov. 25	W	East Carolina	H	42-19
Dec. 9	W	Florida	JACK	<u>28-24</u> 292-182

Sun Bowl

Dec. 30	W	Texas Tech	EL PASO	32-28
---------	---	------------	---------	-------

1973 (4-7)

Coach: Bill Dooley

Captains: Sammy Johnson and Terry Taylor

Sept. 15	W	William & Mary	H	34-27
Sept. 22	L	Maryland	H	3-23
Sept. 29	L	Missouri	H	14-27
Oct. 6	L	NC State	A	26-28
Oct. 13	W	Kentucky	A	16-10
Oct. 20	L	Tulane	A	0-16
Oct. 27	W	East Carolina	H	28-27
Nov. 3	L	Virginia	A	40-44
Nov. 10	L	Clemson	H	29-37
Nov. 17	W	Wake Forest	H	42-0
Nov. 24	L	Duke	A	<u>10-27</u> 242-266

1974 (7-5)

Coach: Bill Dooley

Captains: Ken Huff and Chris Kupec

Sept. 14	W	Ohio University	H	42-7
Sept. 21	W	Wake Forest	A	31-0
Sept. 28	L	Maryland	A	12-24
Oct. 5	W	Pittsburgh	H	45-29
Oct. 12	L	Georgia Tech	A	28-29
Oct. 19	W	NC State	H	33-14
Oct. 26	L	South Carolina	A	23-31
Nov. 2	W	Virginia	H	24-10
Nov. 9	L	Clemson	A	32-54
Nov. 16	W	Army	H	56-42
Nov. 23	W	Duke	H	<u>14-13</u> 340-253

Sun Bowl

Dec. 28	L	Miss. State	EL PASO	24-26
---------	---	-------------	---------	-------

1975 (3-7-1)

Coach: Bill Dooley

Captains: Deke Andrews, Roc Bauman, James Betterton, Bill Paschall, Ray Stanford, Bobby Trott

Sept. 6	W	William & Mary	H	33-7
Sept. 20	L	Maryland	H	7-34
Sept. 27	L	Ohio State	A	7-32
Oct. 4	W	Virginia	A	31-28
Oct. 11	L	Notre Dame	H	14-21
Oct. 18	L	NC State	A	20-21
Oct. 25	L	East Carolina	H	17-38
Nov. 1	L	Wake Forest	H	9-21
Nov. 8	L	Clemson	H	35-38
Nov. 15	W	Tulane	A	17-15
Nov. 22	T	Duke	A	<u>17-17</u> 207-272

1976 (9-3)

Coach: Bill Dooley

Captains: Craig Funk and Ronny Johnson

Sept. 4	W	Miami (Ohio)	H	14-10
Sept. 11	W	Florida	TAMPA	24-21
Sept. 18	W	Northwestern	H	12-0
Sept. 25	W	Army	A	34-32
Oct. 2	L	Missouri	A	3-24
Oct. 16	L	NC State	H	13-21
Oct. 23	W	East Carolina	H	12-10
Oct. 30	W	Wake Forest	A	34-14
Nov. 6	W	Clemson	A	27-23
Nov. 13	W	Virginia	H	31-6
Nov. 20	W	Duke	H	<u>39-38</u> 243-199

Peach Bowl

Dec. 31	L	Kentucky	ATL	0-21
---------	---	----------	-----	------

1977 (8-3-1)

Atlantic Coast Conference Champions

Coach: Bill Dooley

Captains: Alan Caldwell and Dee Hardison

Sept. 10	L	Kentucky	A	7-10
Sept. 17	W	Richmond	H	31-0
Sept. 24	W	Northwestern	A	41-7

ALL-TIME SCORES



1979 (8-3-1)

Coach: Dick Crum
 Captain: Buddy Curry

Sept. 8	W	South Carolina	H	28-0
Sept. 22	W	Pittsburgh	H	17-7
Sept. 29	W	Army	A	41-3
Oct. 6	W	Cincinnati	H	35-14
Oct. 13	L	Wake Forest	H	19-24
Oct. 20	W	NC State	A	35-21
Oct. 27	T	East Carolina	H	24-24
Nov. 3	L	Maryland	A	14-17
Nov. 10	L	Clemson	H	10-19
Nov. 17	W	Virginia	A	13-7
Nov. 24	W	Duke	A	<u>37-16</u>
				273-152

Gator Bowl
 Dec. 28 W Michigan JACK 17-15

1980 (11-1)

Atlantic Coast Conference Champions
 Coach: Dick Crum
 Captains: Rick Donnalley, Steve Streater, Lawrence Taylor, Ron Wooten

Sept. 6	W	Furman	H	35-13
Sept. 13	W	Texas Tech	A	9-3
Sept. 27	W	Maryland	H	17-3
Oct. 4	W	Georgia Tech	H	33-0
Oct. 11	W	Wake Forest	A	27-9
Oct. 18	W	NC State	H	28-8
Oct. 25	W	East Carolina	H	31-3
Nov. 1	L	Oklahoma	A	7-41
Nov. 8	W	Clemson	A	24-19
Nov. 15	W	Virginia	H	26-3
Nov. 22	W	Duke	H	<u>44-21</u>
				281-123

Bluebonnet Bowl
 Dec. 31 W Texas HOU 16-7

1981 (10-2)

Coach: Dick Crum
 Captains: Shelton Robinson and Lee Shaffer

Sept. 12	W	East Carolina	H	56-0
Sept. 19	W	Miami (Ohio)	H	49-7
Sept. 26	W	Boston College	H	56-14
Oct. 3	W	Georgia Tech	A	28-7
Oct. 10	W	Wake Forest	H	48-10
Oct. 17	W	NC State	A	21-10
Oct. 24	L	South Carolina	H	13-31
Oct. 31	W	Maryland	A	17-10
Nov. 7	L	Clemson	H	8-10
Nov. 14	W	Virginia	A	17-14
Nov. 21	W	Duke	A	<u>31-10</u>
				344-123

Gator Bowl
 Dec. 28 W Arkansas JACK 31-27

1982 (8-4)

Coach: Dick Crum
 Captain: David Drechsler

Sept. 9	L	Pittsburgh	A	6-7
Sept. 18	W	Vanderbilt	H	34-10
Sept. 25	W	Army	H	62-8
Oct. 2	W	Georgia Tech	H	41-0
Oct. 9	W	Wake Forest	A	24-7
Oct. 16	W	NC State	H	41-9
Oct. 30	L	Maryland	H	24-31
Nov. 6	L	Clemson	A	13-16
Nov. 13	W	Virginia	H	27-14
Nov. 20	L	Duke	A	17-23
Nov. 25	W	Bowling Green	H	<u>33-14</u>
				322-139

Sun Bowl
 Dec. 25 W Texas EL PASO 26-10

1983 (8-4)

Coach: Dick Crum
 Captains: Brian Blados and William Fuller

Sept. 3	W	South Carolina	A	24-8
Sept. 10	W	Memphis State	H	24-10
Sept. 17	W	Miami (Ohio)	H	48-17
Sept. 24	W	William & Mary	H	51-20
Oct. 1	W	Georgia Tech	A	38-21
Oct. 8	W	Wake Forest	H	30-10
Oct. 15	W	NC State	A	42-14
Oct. 29	L	Maryland	A	26-28
Nov. 5	L	Clemson	H	3-16
Nov. 12	L	Virginia	A	14-17
Nov. 19	W	Duke	H	<u>34-27</u>
				334-188

Peach Bowl
 Dec. 30 L Florida State ATL 3-28

1984 (5-5-1)

Coach: Dick Crum
 Captain: Brian Johnston

Sept. 15	L	Navy	H	30-33
Sept. 22	L	Boston College	A	20-52
Sept. 29	W	Kansas	H	23-17
Oct. 6	L	Clemson	A	12-20
Oct. 13	L	Wake Forest	A	3-14
Oct. 20	W	NC State	H	28-21
Oct. 27	W	Memphis State	A	30-27
Nov. 3	L	Maryland	H	23-34
Nov. 10	W	Georgia Tech	H	24-17
Nov. 17	T	Virginia	H	24-24
Nov. 24	W	Duke	A	<u>17-15</u>
				234-274

1985 (5-6)

Coach: Dick Crum
 Captain: Carl Carr

Sept. 7	W	Navy	A	21-19
Sept. 14	L	LSU	H	13-23
Sept. 28	W	VMI	H	51-7
Oct. 5	L	Georgia Tech	A	0-31
Oct. 12	W	Wake Forest	H	34-14
Oct. 19	W	NC State	A	21-14
Oct. 26	L	Florida State	H	10-20
Nov. 2	L	Maryland	A	10-28
Nov. 9	W	Clemson	H	21-20
Nov. 16	L	Virginia	A	22-24
Nov. 23	L	Duke	H	<u>21-23</u>
				224-223

1986 (7-4-1)

Coach: Dick Crum
 Captain: Walter Bailey


Sept. 6	W	The Citadel	H	45-14
Sept. 13	W	Kansas	A	20-0
Sept. 20	T	Florida State	A	10-10
Oct. 4	W	Georgia Tech	H	21-20
Oct. 11	W	Wake Forest	A	40-30
Oct. 18	L	NC State	H	34-35
Oct. 25	L	LSU	A	3-30
Nov. 1	W	Maryland	H	32-30
Nov. 8	L	Clemson	A	10-38
Nov. 15	W	Virginia	H	27-7
Nov. 22	W	Duke	A	<u>42-35</u>
				284-249

Aloha Bowl
 Dec. 27 L Arizona HONO 21-30

1987 (5-6)

Coach: Dick Crum
 Captains: Carlton Bailey and Mark Mays

Sept. 5	W	Illinois	H	34-14
Sept. 12	L	Oklahoma	A	0-28
Sept. 19	W	Georgia Tech	A	30-23
Sept. 26	W	Navy	A	45-14
Oct. 3	L	Auburn	H	10-20
Oct. 10	L	Wake Forest	H	14-22
Oct. 17	W	NC State	A	17-14
Oct. 31	W	Maryland	A	27-14
Nov. 7	L	Clemson	H	10-13
Nov. 14	L	Virginia	A	17-20
Nov. 21	L	Duke	H	<u>10-25</u>
				214-207



Mack Brown, a member of the College Football Hall of Fame, has the most wins in Tar Heel football history.

1988 (1-10)

Coach: Mack Brown
 Captains: Bryan Causey, Jeff Garnica, Antonio Goss, Creighton Incorminias, John Keller, Mitch Wike

Sept. 3	L	South Carolina	A	10-31
Sept. 10	L	Oklahoma	H	0-28
Sept. 24	L	Louisville	H	34-38
Oct. 1	L	Auburn	A	21-47
Oct. 8	L	Wake Forest	A	24-42
Oct. 15	L	NC State	H	3-48
Oct. 22	W	Georgia Tech	H	20-17
Oct. 29	L	Maryland	H	38-41
Nov. 5	L	Clemson	A	14-37
Nov. 12	L	Virginia	H	24-27
Nov. 19	L	Duke	A	<u>29-35</u>
				217-391

1989 (1-10)

Coach: Mack Brown
 Captains: Clarence Carter, Pat Crowley, Torin Dorn, Cecil Gray, Jonathan Hall

Sept. 9	W	VMI	H	49-7
Sept. 16	L	Kentucky	A	6-13
Sept. 23	L	NC State	A	6-40
Sept. 30	L	Navy	H	7-12
Oct. 7	L	Wake Forest	H	16-17
Oct. 14	L	Virginia	A	17-50
Oct. 21	L	Georgia Tech	A	14-17
Oct. 28	L	Maryland	A	0-38
Nov. 4	L	Clemson	H	3-35
Nov. 11	L	South Carolina	H	20-27
Nov. 18	L	Duke	H	<u>0-41</u>
				138-297

1990 (6-4-1)

Coach: Mack Brown
 Captain: Dwight Hollier

Sept. 1	W	Miami (Ohio)	H	34-0
Sept. 8	L	South Carolina	A	5-27
Sept. 15	W	Connecticut	H	48-21
Sept. 22	W	Kentucky	H	16-13
Sept. 29	L	NC State	H	9-12
Oct. 6	W	Wake Forest	A	31-24
Oct. 20	T	Georgia Tech	H	13-13
Oct. 27	W	Maryland	H	34-10
Nov. 3	L	Clemson	A	3-20
Nov. 10	L	Virginia	H	10-24
Nov. 17	W	Duke	A	<u>24-22</u>
				227-186

1991 (7-4)

Coach: Mack Brown
 Captain: Dwight Hollier

Sept. 14	W	Cincinnati	H	51-16
Sept. 21	W	Army	A	20-12
Sept. 28	L	NC State	A	7-24
Oct. 5	W	William & Mary	H	59-36
Oct. 12	W	Wake Forest	H	24-10
Oct. 19	L	Virginia	A	9-14
Oct. 26	L	Georgia Tech	A	14-35
Nov. 2	W	Maryland	H	24-0
Nov. 9	L	Clemson	H	6-21
Nov. 16	W	South Carolina	H	21-17
Nov. 23	W	Duke	H	<u>47-14</u>
				282-199

1992 (9-3)

Coach: Mack Brown
 Captains: Corey Holliday, Randall Parsons, Jonathan Perry, Tommy Thigpen

Sept. 5	W	Wake Forest	A	35-17
Sept. 12	W	Furman	H	28-0
Sept. 19	W	Army	H	22-9
Sept. 26	L	NC State	H	20-27
Oct. 3	W	Navy	H	28-14
Oct. 10	L	Florida State	A	13-36
Oct. 17	W	Virginia	H	27-7
Oct. 24	W	Georgia Tech	H	26-14
Oct. 31	W	Maryland	A	31-24
Nov. 7	L	Clemson	A	7-40
Nov. 21	W	Duke	A	<u>31-28</u>
				268-216

Peach Bowl
 Jan. 2 W Mississippi State ATL 21-17

1993 (10-3)

Coach: Mack Brown
 Captains: Corey Holliday, Rick Steinbacher
 Disneyland Pigskin Classic

Aug. 29	W	USC	A	31-9
Sept. 4	W	Ohio University	H	44-3
Sept. 11	W	Maryland	H	59-42
Sept. 18	L	Florida State	H	7-33
Sept. 25	W	NC State	A	35-14
Oct. 2	W	UTEP	H	45-39
Oct. 9	W	Wake Forest	H	45-35
Oct. 16	W	Georgia Tech	A	41-3
Oct. 23	L	Virginia	A	10-17
Nov. 6	W	Clemson	H	24-0
Nov. 13	W	Tulane	A	42-10
Nov. 26	W	Duke	H	<u>38-24</u>
				421-229

Outback Steakhouse Gator Bowl
 Dec. 31 L Alabama JACK 10-24

1994 (8-4)

Coach: Mack Brown
 Captains: Jimmy Hitchcock, William Henderson, Mike Morton, Jason Stanicek

Sept. 3	W	Texas Christian	H	27-17
Sept. 17	W	Tulane	H	49-0
Sept. 24	L	Florida State	A	18-31
Oct. 1	W	SMU	A	28-24
Oct. 8	W	Georgia Tech	H	31-24
Oct. 15	W	Maryland	H	41-17
Oct. 22	L	Virginia	A	10-34
Oct. 29	W	NC State	H	31-17
Nov. 5	L	Clemson	H	17-28
Nov. 12	W	Wake Forest	A	50-0
Nov. 19	W	Duke	A	<u>41-40</u>
				343-232

1994 Sun Bowl
 Dec. 30 L Texas EL PASO 31-35



ALL-TIME SCORES

1995 (7-5)

Coach: Mack Brown

Captains: Eric Thomas, Marcus Wall

Sept. 2	L	Syracuse	H	9-20
Sept. 9	L	Maryland	A	18-32
Sept. 21	W	Louisville	A	17-10
Sept. 30	W	Ohio	H	62-0
Oct. 7	W	Virginia	H	22-17
Oct. 14	L	Georgia Tech	A	25-27
Oct. 21	W	Wake Forest	H	31-7
Nov. 4	L	Clemson	A	10-17
Nov. 11	L	Florida State	H	12-28
Nov. 18	W	Duke	H	28-24
Nov. 24	W	NC State	A	<u>30-28</u> 264-210

Carquest Bowl

Dec. 30 W Arkansas MIA 20-10

1996 (10-2)

Coach: Mack Brown

Captains: Greg Ellis, James Hamilton, Leon Johnson, Freddie Jones, Chris Keldorf, Jeff Saturday, Brian Simmons, Rick Terry

Aug. 31	W	Clemson	H	45-0
Sept. 7	W	Syracuse	A	27-10
Sept. 21	W	Georgia Tech	H	16-0
Sept. 28	L	Florida State	A	0-13
Oct. 5	W	Wake Forest	A	45-6
Oct. 12	W	Maryland	H	38-7
Oct. 26	W	Houston	A	42-14
Nov. 2	W	NC State	H	52-20
Nov. 9	W	Louisville	H	28-10
Nov. 16	L	Virginia	A	17-20
Nov. 23	W	Duke	A	<u>27-10</u> 337-110

Toyota Gator Bowl

Jan. 1 W West Virginia JACK 20-13

1997 (11-1)

Coaches: Mack Brown (regular season)

Carl Torbush (Gator Bowl)

Captains: Greg Ellis, Vonnie Holliday, Jonathan Linton, Jeff Saturday, Brian Simmons

Sept. 6	W	Indiana	H	23-6
Sept. 13	W	Stanford	H	28-17
Sept. 20	W	Maryland	A	40-14
Sept. 27	W	Virginia	H	48-20
Oct. 4	W	Texas Christian	A	31-10
Oct. 11	W	Wake Forest	H	30-12
Oct. 18	W	NC State	A	20-7
Oct. 30	W	Georgia Tech	A	16-13
Nov. 8	L	Florida State	H	3-20
Nov. 15	W	Clemson	A	17-10
Nov. 22	W	Duke	H	<u>50-14</u> 306-143

Toyota Gator Bowl

Jan. 1 W Virginia Tech JACK 42-3

1998 (7-5)

Coach: Carl Torbush

Captains: Na Brown, Ebenezer Ekuban, Deon Dyer, Keith Newman, Brandon Spoon

Sept. 5	L	Miami (Ohio)	H	10-13
Sept. 19	L	Stanford	A	34-37
Sept. 26	L	Georgia Tech	H	21-43
Oct. 3	W	Clemson	H	21-14
Oct. 10	W	Pittsburgh	H	29-10
Oct. 24	W	Wake Forest	A	38-31
Oct. 31	L	Florida State	A	13-39
Nov. 7	W	Maryland	H	24-13
Nov. 14	L	Virginia	A	13-30
Nov. 21	W	Duke	A	28-6
Nov. 28	W	NC State	CHAR(OT)	<u>37-34</u> 268-270

Las Vegas Bowl

Dec. 19 W San Diego State LV 20-13

1999 (3-8)

Coach: Carl Torbush

Captains: Ryan Carfley, Deon Dyer, Billy-Dee Greenwood, Brian Schmitz

Sept. 4	L	Virginia	H	17-20
Sept. 11	W	Indiana	A	42-30
Sept. 25	L	Florida State	H	10-42
Oct. 2	L	Clemson	A	20-31
Oct. 9	L	Georgia Tech	A(OT)	24-31
Oct. 16	L	Houston	H	12-20
Oct. 23	L	Maryland	A	7-45
Oct. 30	L	Furman	H	3-28
Nov. 6	L	Wake Forest	H	3-19
Nov. 11	W	NC State	CHAR	10-6
Nov. 20	W	Duke	H	<u>38-0</u> 186-272

2000 (6-5)

Coach: Carl Torbush

Captains: Alge Crumpler, Ronald Curry, Sedrick Hodge, Brandon Spoon

Sept. 2	W	Tulsa	H	30-9
Sept. 9	W	Wake Forest	A	35-14
Sept. 16	L	Florida State	A	14-63
Sept. 23	W	Marshall	H	20-15
Sept. 30	L	Georgia Tech	H	28-42
Oct. 14	L	NC State	H	20-38
Oct. 21	L	Clemson	H	24-38
Oct. 28	L	Virginia	A	6-17
Nov. 4	W	Pittsburgh	A	20-17
Nov. 11	W	Maryland	H	13-10
Nov. 18	W	Duke	A	<u>59-21</u> 269-284

2001 (8-5)

Coach: John Bunting

Captains: Ronald Curry, Quincy Monk, Jeff Reed

Aug. 25	L	Oklahoma	A	27-41
Sept. 1	L	Maryland	A	7-23
Sept. 8	L	Texas	A	14-44
Sept. 22	W	Florida State	H	41-9
Sept. 29	W	NC State	A	17-9
Oct. 6	W	East Carolina	H	24-21
Oct. 13	W	Virginia	H	30-24
Oct. 20	W	Clemson	A	38-3
Nov. 1	L	Georgia Tech	A	21-28
Nov. 10	L	Wake Forest	H	31-32
Nov. 17	W	Duke	H	52-17
Dec. 1	W	SMU	H	<u>19-10</u> 321-261

Chick-Fil-A Peach Bowl

Dec. 31 W Auburn ATL 16-10

2002 (3-9)

Coach: John Bunting

Captains: Sam Aiken, Dexter Reid, Ronald Brewer

Aug. 31	L	Miami (Ohio)	H	21-27
Sept. 7	W	Syracuse	A	30-22
Sept. 14	L	Texas	H	21-52
Sept. 28	L	Georgia Tech	H	13-21
Oct. 5	W	Arizona State	A	38-35
Oct. 12	L	NC State	H	17-34
Oct. 19	L	Virginia	A	27-37
Oct. 26	L	Wake Forest	A	0-31
Nov. 2	L	Maryland	H	7-59
Nov. 9	L	Clemson	H	12-42
Nov. 16	L	Florida State	A	14-40
Nov. 23	W	Duke	A	<u>23-21</u> 223-421

2003 (2-10)

Coach: John Bunting

Captains: Dexter Reid, Jeb Terry, D.J. Walker

Aug. 30	L	Florida State	H	0-37
Sept. 6	L	Syracuse	H (3OT)	47-49
Sept. 20	L	Wisconsin	A	27-38
Sept. 27	L	NC State	A	34-47
Oct. 4	L	Virginia	H	13-38
Oct. 11	W	East Carolina	A	28-17
Oct. 18	L	Arizona State	H	31-33
Oct. 25	L	Clemson	A	28-36
Nov. 1	L	Maryland	A	21-59
Nov. 8	W	Wake Forest	H	42-34
Nov. 15	L	Georgia Tech	A	24-41
Nov. 22	L	Duke	H	<u>22-30</u> 317-459



Darian Durant

2004 (6-6)

Coach: John Bunting

Captains: Darian Durant, Jason Brown, Gerald Sensabaugh, Jonas Seawright, Greg Warren

Sept. 4	W	William & Mary	H	49-38
Sept. 11	L	Virginia	A	24-56
Sept. 18	W	Georgia Tech	H	34-13
Sept. 25	L	Louisville	H	0-34
Oct. 2	L	Florida State	A	16-38
Oct. 9	W	NC State	H	30-24
Oct. 16	L	Utah	A	16-46
Oct. 30	W	Miami (Fla.)	H	31-28
Nov. 6	L	Virginia Tech	H	24-27
Nov. 13	W	Wake Forest	A	31-24
Nov. 20	W	Duke	A	40-17

Continental Tire Bowl

Dec. 30 L Boston College CH 24-37
319-382

2005 (5-6)

Coach: John Bunting; Captains: Matt Baker, Tommy Richardson, Wallace Wright

Sept. 10	L	Georgia Tech	A	21-27
Sept. 17	L	Wisconsin	H	5-14
Sept. 24	W	NC State	A	31-24
Oct. 1	W	Utah	H	31-17
Oct. 8	L	Louisville	A	14-69
Oct. 22	W	Virginia	H	7-5
Oct. 29	L	Miami	A	16-34
Nov. 5	W	Boston College	H	16-14
Nov. 12	L	Maryland	H(OT)	30-33
Nov. 19	W	Duke	H	24-21
Nov. 26	L	Virginia Tech	A	<u>3-30</u> 198-288

2006 (3-9)

Coach: John Bunting

Captains: Melik Brown, Ronnie McGill, Kareen Taylor

Sept. 2	L	Rutgers	H	16-21
Sept. 9	L	Virginia Tech	H	10-35
Sept. 16	W	Furman	H	45-42
Sept. 23	L	Clemson	A	7-52
Oct. 7	L	Miami	A	7-27
Oct. 14	L	South Florida	H	20-37
Oct. 19	L	Virginia	A	0-23
Oct. 28	L	Wake Forest	H	17-24
Nov. 4	L	Notre Dame	A	26-45
Nov. 11	L	Georgia Tech	H	0-7
Nov. 18	W	NC State	H	23-9
Nov. 25	W	Duke	A	<u>45-44</u> 216-366

2007 (4-8)

Coach: Butch Davis

Captains: Kentwan Balmer, Connor Barth, Scott Lenahan, Garrett Reynolds, Hilee Taylor

Sept. 1	W	James Madison	H	37-14
Sept. 8	L	East Carolina	A	31-34
Sept. 15	L	Virginia	H	20-22
Sept. 22	L	South Florida	A	10-37
Sept. 29	L	Virginia Tech	A	10-17
Oct. 6	W	Miami	H	33-27
Oct. 13	L	South Carolina	H	15-21
Oct. 27	L	Wake Forest	A	10-37
Nov. 3	W	Maryland	H	16-13
Nov. 10	L	NC State	A	27-31
Nov. 17	L	Georgia Tech	A	25-27
Nov. 24	W	Duke	H(OT)	<u>20-14</u> 254-294

2008 (8-5)*

Coach: Butch Davis

Captains: Ryan Taylor, Matt Merletti, Garrett Reynolds, Hakeem Nicks, Trimane Goddard, Mark Paschal

Aug. 30	W*	McNeese State	H	35-27
Sept. 11	W*	Rutgers	A	44-12
Sept. 20	L	Virginia Tech	H	17-20
Sept. 27	W*	Miami	A	28-24
Oct. 4	W*	Connecticut	H	38-12
Oct. 11	W*	Notre Dame	H	29-24
Oct. 18	L	Virginia	A(OT)	13-16
Oct. 25	W*	Boston College	H	45-24
Nov. 8	W*	Georgia Tech	H	28-7
Nov. 15	L	Maryland	A	15-17
Nov. 22	L	NC State	H	10-41
Nov. 29	W*	Duke	A	28-20

Meineke Car Care Bowl

Dec. 27 L West Virginia CH 30-31
360-275

*8 wins vacated due to NCAA penalty (revised record, 0-5 overall)

2009 (8-5)*

Coach: Butch Davis

Captains: Jordan Hemby, Kyle Jolly, Quan Sturdivant, Cam Thomas, Kennedy Tinsley, E.J. Wilson, T.J. Yates

Sept. 5	W*	The Citadel	H	40-6
Sept. 12	W*	Connecticut	A	12-10
Sept. 19	W*	East Carolina	H	31-17
Sept. 26	L	Georgia Tech	A	7-24
Oct. 3	L	Virginia	H	3-16
Oct. 10	W*	Ga. Southern	H	42-12
Oct. 22	L	Florida State	H	27-30
Oct. 29	W*	Virginia Tech	A	20-17
Nov. 7	W*	Duke	H	19-6
Nov. 14	W*	Miami	H	33-24
Nov. 21	W*	Boston College	A	31-13
Nov. 28	L	NC State	A	27-28

Meineke Car Care Bowl

Dec. 26 L Pittsburgh CH 17-19
309-222

*8 wins vacated due to NCAA penalty (revised record, 0-5 overall)

ALL-TIME SCORES



2010 (8-5)

Coach: Butch Davis

Captains: T.J. Yates, Johnny White, Bruce Carter, Tydreke Powell, Ryan Taylor, Zach Brown

Sept. 4	L	LSU	ATL	24-30
Sept. 18	L	Georgia Tech	H	24-30
Sept. 25	W	Rutgers	A	17-13
Oct. 2	W	East Carolina	H	42-17
Oct. 9	W	Clemson	H	21-16
Oct. 16	W	Virginia	A	44-10
Oct. 23	L	Miami	A	10-33
Oct. 30	W	William & Mary	H	21-17
Nov. 6	W	Florida State	A	37-35
Nov. 13	L	Virginia Tech	H	10-26
Nov. 20	L	NC State	H	25-29
Nov. 27	W	Duke	A	24-19

Music City Bowl

Dec. 30	W	Tenn. (2ot)NASH		<u>30-27</u>
				329-302

2011 (7-6)

Coach: Everett Withers

Captains: Casey Barth, Cam Holland, Matt Merletti, Kevin Reddick

Sept. 3	W	James Madison	H	42-10
Sept. 10	W	Rutgers	H	24-22
Sept. 17	W	Virginia	H	28-17
Sept. 24	L	Georgia Tech	A	28-35
Oct. 1	W	East Carolina	A	35-20
Oct. 8	W	Louisville	H	14-7
Oct. 15	L	Miami	H	24-30
Oct. 22	L	Clemson	A	38-59
Oct. 29	W	Wake Forest	H	49-24
Nov. 5	L	NC State	A	0-13
Nov. 17	L	Virginia Tech	A	21-24
Nov. 26	W	Duke	H	37-21

Independence Bowl

Dec. 26	L	Missouri SHREVE		<u>24-41</u>
				364-323

2012 (8-4)

Coach: Larry Fedora

Captains: Giovanni Bernard, Jonathan Cooper, Pete Mangum, Kevin Reddick, Sylvester Williams

Sept. 1	W	Elon	H	63-0
Sept. 8	L	Wake Forest	A	27-28
Sept. 15	L	Louisville	A	34-39
Sept. 22	W	East Carolina	H	27-6
Sept. 29	W	Idaho	H	66-0
Oct. 6	W	Virginia Tech	H	48-34
Oct. 13	W	Miami	A	18-14
Oct. 20	L	Duke	A	30-33
Oct. 27	W	NC State	H	43-35
Nov. 10	L	Georgia Tech	H	50-68
Nov. 15	W	Virginia	A	37-13
Nov. 24	W	Maryland	H	<u>45-38</u>
				487-308

2013 (7-6)

Coach: Larry Fedora

Captains: A.J. Blue, Mack Hollins, James Hurst, Kareem Martin, Jabari Price

Aug. 29	L	South Carolina	A	10-27
Sept. 7	W	MTSU	H	40-20
Sept. 21	L	Georgia Tech	A	20-28
Sept. 28	L	East Carolina	H	31-55
Oct. 5	L	Virginia Tech	A	17-27
Oct. 17	L	Miami	H	23-27
Oct. 26	W	Boston College	H	34-10
Nov. 2	W	NC State	A	27-19
Nov. 9	W	Virginia	H	45-14
Nov. 16	W	Pittsburgh	A	34-27
Nov. 23	W	Old Dominion	H	80-20
Nov. 30	L	Duke	H	25-27

Belk Bowl

Dec. 28	W	Cincinnati CH		<u>39-17</u>
				425-318

2014 (6-7)

Coach: Larry Fedora

Captains: Marquise Williams, Landon Turner, Ethan Farmer, Norkeithus Otis, Mack Hollins

Aug. 30	W	Liberty	H	56-29
Sept. 6	W	San Diego State	H	31-27
Sept. 20	L	East Carolina	A	41-70
Sept. 27	L	Clemson	A	35-50
Oct. 4	L	Virginia Tech	H	17-34
Oct. 11	L	Notre Dame	A	43-50
Oct. 18	W	Georgia Tech	H	48-43
Oct. 25	W	Virginia	A	28-27
Nov. 1	L	Miami	A	20-47
Nov. 15	W	Pittsburgh	H	40-35
Nov. 20	W	Duke	A	45-20
Nov. 29	L	NC State	H	7-35

Quick Lane Bowl

Dec. 26	L	Rutgers DET		<u>21-40</u>
				432-507

2015 (11-3)

Coach: Larry Fedora

Captains: Marquise Williams, Landon Turner, Shakeel Rashad, Jeff Schoettmer, Mack Hollins

Sept. 3	L	South Carolina CHAR	13-17
Sept. 12	W	NC A&T	H 53-14
Sept. 19	W	Illinois	H 48-14
Sept. 26	W	Delaware	H 41-14
Oct. 3	W	Georgia Tech	A 38-31
Oct. 17	W	Wake Forest	H 50-14
Oct. 24	W	Virginia	H 26-13
Oct. 29	W	Pittsburgh	A 26-19
Nov. 7	W	Duke	H 66-31
Nov. 14	W	Miami	H 59-21
Nov. 21	W	Virginia Tech	A(OT) 30-27
Nov. 28	W	NC State	A 45-34

ACC Championship Game

Dec. 5	L	Clemson CHAR	37-45
--------	---	--------------	-------

Russell Athletic Bowl

Dec. 29	L	Baylor ORL		<u>38-49</u>
				570-343

2016 (8-5)

Coach: Larry Fedora

Captains: Mack Hollins, Nazair Jones, Des Lawrence, Caleb Peterson, Mitch Trubisky, Nick Weiler

Sept. 3	L	Georgia ATL	24-33
Sept. 10	W	Illinois	A 48-23
Sept. 17	W	James Madison	H 56-28
Sept. 24	W	Pittsburgh	H 37-36
Oct. 1	W	Florida State	A 37-35
Oct. 8	L	Virginia Tech	H 3-34
Oct. 15	W	Miami	A 20-13
Oct. 22	W	Virginia	A 35-14
Nov. 5	W	Georgia Tech	H 48-20
Nov. 10	L	Duke	A 27-28
Nov. 19	W	The Citadel	H 41-7
Nov. 25	L	NC State	H 21-28

Sun Bowl

Dec. 30	L	Stanford EP		<u>23-25</u>
				420-324

2017 (3-9)

Coach: Larry Fedora

Captains: Nathan Elliott, Cole Holcomb, Donnie Miles, Bentley Spain, M.J. Stewart

Sept. 2	L	California	H	30-35
Sept. 9	L	Louisville	H	35-47
Sept. 16	W	Old Dominion	A	53-23
Sept. 23	L	Duke	H	17-27
Sept. 30	L	Georgia Tech	A	7-33
Oct. 7	L	Notre Dame	H	10-33
Oct. 14	L	Virginia	H	14-20
Oct. 21	L	Virginia Tech	A	7-59
Oct. 28	L	Miami	H	19-24
Nov. 9	W	Pittsburgh	A	34-31
Nov. 18	W	Western Carolina	H	65-10
Nov. 25	L	NC State	A	<u>21-33</u>
				312-375



Giovanni Bernard led the Tar Heels to a dramatic win over NC State in 2012.

2018 (2-9)

Coach: Larry Fedora

Captains: Malik Carney, Michael Carter, Nathan Elliott, Cole Holcomb, Thomas Jackson

Sept. 1	L	California	A	17-24
Sept. 8	L	East Carolina	A	19-41
Sept. 22	W	Pittsburgh	H	38-35
Sept. 27	L	Miami	A	10-47
Oct. 13	L	Virginia Tech	H	19-22
Oct. 20	L	Syracuse	A(2OT)37-40	
Oct. 27	L	Virginia	A	21-31
Nov. 3	L	Georgia Tech	H	28-38
Nov. 10	L	Duke	A	35-42
Nov. 17	W	Western Carolina	H	49-26
Nov. 24	L	NC State	H(OT) 28-34	
				301-380

2019 (7-6)

Coach: Mack Brown

Captains: British Brooks, Myles Dorn, Charlie Heck, Sam Howell, Jason Strowbridge

Aug. 31	W	South Carolina CHAR	24-20
Sept. 7	W	Miami	H 28-25
Sept. 13	L	Wake Forest	A 18-24
Sept. 21	L	App State	H 31-34
Sept. 28	L	Clemson	H 20-21
Oct. 5	W	Georgia Tech	A 38-22
Oct. 19	L	Virginia Tech	A (6OT) 41-43
Oct. 26	W	Duke	H 20-17
Nov. 2	L	Virginia	H 31-38
Nov. 14	L	Pittsburgh	A(OT) 27-34
Nov. 23	W	Mercer	H 56-7
Nov. 30	W	NC State	A 41-10

Military Bowl

Dec. 27	W	Temple ANN		<u>55-13</u>
				430-308

2020 (8-4)

Coach: Mack Brown

Captains: British Brooks, Michael Carter, Sam Howell, Jeremiah Gemmel, Chazz Surratt

Sept. 12	W	Syracuse	H	31-6
Oct. 3	W	Boston College	A	26-22
Oct. 10	W	Virginia Tech	H	56-45
Oct. 17	L	Florida State	A	28-31
Oct. 24	W	NC State	H	48-21
Oct. 31	L	Virginia	A	41-44
Nov. 7	W	Duke	A	56-24
Nov. 14	W	Wake Forest	H	59-53
Nov. 27	L	Notre Dame	H	17-31
Dec. 5	W	Western Carolina	H	49-9
Dec. 12	W	Miami	A	62-26

Orange Bowl

Jan. 2	L	Texas A&M MIA		<u>27-41</u>
				500-353

2021 (6-7)

Coach: Mack Brown

Captains: British Brooks, Ty Chandler, Tomon Fox, Jeremiah Gemmel, Sam Howell

Sept. 3	L	Virginia Tech	A	10-17
Sept. 11	W	Georgia State	H	59-17
Sept. 18	W	Virginia	H	59-39
Sept. 25	L	at Georgia Tech	A	22-45
Oct. 2	W	Duke	H	38-7
Oct. 9	L	Florida State	H	25-35
Oct. 16	W	Miami	H	45-42
Oct. 30	L	Notre Dame	A	34-44
Nov. 6	W	Wake Forest	H	58-55
Nov. 11	L	Pittsburgh	A(OT) 23-30	
Nov. 20	W	Wofford	H	34-14
Nov. 26	L	NC State	A	30-34

Duke Mayo's Bowl

Dec. 30	L	South Carolina CHAR	21-38	
				458-417

2022 (9-5)

Coach: Mack Brown

Captains: Power Echols, Obi Egbuna, Corey Gaynor, Cedric Gray, Drake Maye

Aug. 27	W	Florida A&M	H	56-24
Sept. 3	W	App State	A	63-61
Sept. 10	W	Georgia State	A	35-28
Sept. 24	L	Notre Dame	H	32-45
Oct. 1	W	Virginia Tech	H	41-10
Oct. 8	W	Miami	A	27-24
Oct. 15	W	Duke	A	38-35
Oct. 29	W	Pittsburgh	H	42-24
Nov. 5	W	Virginia	A	31-28
Nov. 12	W	Wake Forest	A	36-34
Nov. 19	L	Georgia Tech	H	17-21
Nov. 25	L	NC State	H(2OT)27-30	

ACC Championship Game

Dec. 3	L	Clemson CHAR	10-39
--------	---	--------------	-------

SDCCU Holiday Bowl

Dec. 28	L	Oregon SD		<u>27-28</u>
				482-431



SERIES RECORDS VS. OPPONENTS

AIR FORCE (1-4)

1963	W	35	0	N
1966	L	14	20	H
1967	L	8	10	A
1968	L	15	28	A
1969	L	10	20	H

ALABAMA (0-1)

1993	L	10	24	N
------	---	----	----	---

APPALACHIAN STATE (2-1)

1940	W	56	6	H
2019	L	31	34	H
2022	W	63	61	A

ARIZONA (0-1)

1986	L	21	30	N
------	---	----	----	---

ARIZONA STATE (1-2)

1970	L	26	48	N
2002	W	38	35	A
2003	L	31	33	H

ARKANSAS (2-0)

1981	W	31	27	N
1995	W	20	10	N

ARMY (6-1)

1944	L	0	46	A
1974	W	56	42	H
1976	W	34	32	A
1979	W	41	3	A
1982	W	62	8	H
1991	W	20	12	A
1992	W	22	9	H

AUBURN (4-2)

1892	W	64	0	N
1898	W	29	0	A
1901	W	10	0	A
1987	L	10	20	H
1988	L	21	47	A
2001	W	16	10	N

BAYLOR (0-1)

2015	L	38	49	N
------	---	----	----	---

BINGHAM'S SCHOOL (4-0)

1897	W	14	0	N
1904	W	50	0	H
1911	W	12	0	H
1912	W	47	0	H

BOSTON COLLEGE (6*-2)

1981	W	56	14	H
1984	L	20	52	A
2004	L	24	37	N
2005	W	16	14	H
2008	W*	45	24	H
2009	W*	31	13	A
2013	W	34	10	H
2020	W	26	22	A

*win vacated due to NCAA penalty (revised record 4-2)

BOWLING GREEN (1-0)

1982	W	33	14	H
------	---	----	----	---

CALIFORNIA (0-2)

2017	L	30	35	H
2018	L	17	24	A

CAMP LEE (1-0)

1945	W	6	0	H
------	---	---	---	---

CHARLOTTE YMCA (0-1)

1896	L	0	8	A
------	---	---	---	---

CHERRY POINT MARINES (2-0)

1944	W	20	14	H
1945	W	20	14	H

CINCINNATI (3-0)

1979	W	35	14	H
1991	W	51	16	H
2013	W	39	17	N

THE CITADEL (5*-0)

1915	W	14	7	H
1939	W	50	0	H
1986	W	45	14	H
2009	W*	40	6	H
2016	W	41	7	H

*win vacated due to NCAA penalty (revised record 4-0)

CLEMSON (19-39-1)

1897	W	28	0	H
1901	L	10	22	N
1903	W	11	6	H
1907	L	6	15	N
1915	W	9	7	N

Atlantic Coast Conference Begins

1957	W	26	0	H
1958	L	21	26	A
1959	L	18	20	H
1960	L	0	24	A
1961	L	0	27	H
1962	L	6	17	A
1963	L	7	11	H
1964	W	29	0	A
1965	W	17	13	H
1966	L	3	27	A
1967	L	0	17	H
1968	L	14	24	A
1969	W	32	15	H
1970	W	42	7	A
1971	W	26	13	H
1972	W	26	10	A
1973	L	29	37	H
1974	L	32	54	A
1975	L	35	38	H
1976	W	27	23	A
1977	T	13	13	H
1978	L	9	13	A
1979	L	10	19	H
1980	W	24	19	A
1981	L	8	10	H
1982	L	13	16	A
1983	L	3	16	H
1984	L	12	20	A
1985	W	21	20	H
1986	L	10	38	A
1987	L	10	13	H
1988	L	14	37	A
1989	L	3	35	H
1990	L	3	20	A
1991	L	6	21	H
1992	L	7	40	A
1993	W	24	0	H
1994	L	17	28	H
1995	L	10	17	A
1996	W	45	0	H
1997	W	17	10	A
1998	W	21	14	H
1999	L	20	31	A
2000	L	24	38	H
2001	W	38	3	A
2002	L	12	42	H
2003	L	28	36	A
2006	L	7	52	A
2010	W	21	16	H
2011	L	38	59	A
2014	L	35	50	A
2015	L	37	45	N
2019	L	20	21	H
2022	L	10	39	N

UNC at Home: 11-16-1

UNC at Kenan: 8-14-1

UNC Away: 7-19-0

Most Points UNC: 45 (1996)

Most Points Clemson: 59 (2011)

Largest UNC Victory: 45, 1996

Largest Clemson Victory: 45, 2006

Longest UNC Win Streak: 4 games, (1969-72)

Longest Clemson Win Streak: 7 games, (1986-92)



Drake Maye threw for 352 yards and contributed five touchdowns in UNC's 63-61 victory over App St. in 2022.

CONNECTICUT (3*-0)

1990	W	48	21	H
2008	W*	38	12	H
2009	W*	12	10	A

*wins vacated due to NCAA penalty (revised record 1-0)

DAVIDSON (31-4-4)

1898	W	11	0	N
1899	W	10	0	H
1901	W	6	0	N
1902	W	27	0	N
1904	T	0	0	N
1905	W	6	0	N
1906	T	0	0	N
1908	T	0	0	N
1910	L	0	6	N
1911	W	5	0	N
1912	W	13	0	N
1913	W	7	0	N
1914	W	16	3	N
1915	W	41	6	N
1916	W	10	6	N
1919	W	10	0	N
1920	L	0	7	N
1921	T	0	0	N
1922	W	29	6	N
1923	W	14	3	H
1924	W	6	0	A
1925	W	13	0	H
1926	L	0	10	A
1927	W	27	0	H
1928	W	30	7	A
1929	W	26	7	A
1930	L	6	7	A
1931	W	20	0	H
1932	W	12	0	A
1933	W	6	0	H
1934	W	12	2	A
1935	W	14	0	A
1936	W	26	6	A
1937	W	26	0	A
1938	W	34	0	A
1939	W	32	0	N
1940	W	27	7	N
1941	W	20	0	A
1942	W	43	14	N

DELAWARE (1-0)

2015	W	41	14	H
------	---	----	----	---

DUKE (65*-40-4)

1888	L	0	16	N
1889	L	17	25	N
1889	W	1	0	H
1891	L	4	6	H
1892	W	24	0	A
1893	L	4	6	A
1894	W	28	0	H
1922	W	20	0	H
1923	W	14	6	A

1924	W	6	0	H
1925	W	41	0	A
1926	W	6	0	H
1927	W	18	0	A
1928	W	14	7	H
1929	W	48	7	A
1930	T	0	0	H
1931	T	0	0	A
1932	L	0	7	H
1933	L	0	21	A
1934	W	7	0	H
1935	L	0	25	A
1936	L	7	27	H
1937	W	14	6	A
1938	L	0	14	H
1939	L	3	13	A
1940	W	6	3	H
1941	L	0	20	A
1942	T	13	13	H
1943	L	7	14	A
1943	L	6	27	H
1944	L	0	33	H
1945	L	7	14	A
1946	W	22	7	H
1947	W	21	0	A
1948	W	20	0	H
1949	W	21	20	A
1950	L	0	7	H
1951	L	7	19	A
1952	L	0	34	H

Atlantic Coast Conference Begins

1953	L	20	35	A
1954	L	12	47	H
1955	L	0	6	A
1956	L	6	21	H
1957	W	21	13	A
1958	L	6	7	H
1959	W	50	0	A
1960	W	7	6	H
1961	L	3	6	A
1962	L	14	16	H
1963	W	16	14	A
1964	W	21	15	H
1965	L	7	34	A
1966	L	25	41	H
1967	W	20	9	A
1968	W	25	14	H
1969	L	13	17	A
1970	W	59	34	H
1971	W	38	0	A
1972	W	14	0	H
1973	L	10	27	A
1974	W	14	13	H
1975	T	17	17	A
1976	W	39	38	H
1977	W	16	3	A
1978	W	16	15	H
1979	W	37	16	A
1980	W	44	21	H
1981	W	31	10	A
1982	L	17	23	A
1983	W	34	27	H

1984	W	17	15	A
1985	L	21	23	H
1986	W	42	35	A
1987	L	10	25	H
1988	L	29	35	A
1989	L	0	41	H
1990	W	24	22	A
1991	W	47	14	H
1992	W	31	28	A
1993	W	38	24	H
1994	W	41	40	A
1995	W	28	24	H
1996	W	27	10	A
1997	W	50	14	H
1998	W	28	6	A
1999	W	38	0	H
2000	W	59	21	A
2001	W	52	17	H
2002	W	23	21	A
2003	L	22	30	H
2004				

SERIES RECORDS VS. OPPONENT



1978	W	14	10	H
1979	T	24	24	H
1980	W	31	3	H
1981	W	56	0	H
2001	W	24	21	H
2003	W	28	17	A
2007	L	31	34	A
2009	W*	31	17	H
2010	W	42	17	H
2011	W	35	20	A
2012	W	27	6	H
2013	L	31	55	H
2014	L	41	70	A
2018	L	19	41	A

*win vacated due to NCAA penalty (revised record 11-5-1)

ELON (1-0)

2012	W	63	0	H
------	---	----	---	---

FLORIDA (7-2-1)

1921	W	14	0	N
1931	T	0	0	A
1932	W	18	13	H
1933	L	0	9	A
1946	W	40	19	H
1947	W	35	7	A
1968	W	22	7	H
1969	L	2	52	A
1972	W	28	24	N
1976	W	24	21	N

FLORIDA STATE (3-17-1)

1983	L	3	28	N
1985	L	10	20	H
1986	T	10	10	A
Atlantic Coast Conference Begins				
1992	L	13	36	A
1993	L	7	33	H
1994	L	18	31	A
1995	L	12	28	H
1996	L	0	13	A
1997	L	3	20	H
1998	L	13	39	A
1999	L	10	42	H
2000	L	14	63	A
2001	W	41	9	H
2002	L	14	40	A
2003	L	0	37	H
2004	L	16	38	A
2009	L	27	30	H
2010	W	37	35	A
2016	W	37	35	A
2020	L	28	31	A
2021	L	25	35	H

UNC at Home (all Kenan): 1-8-0

UNC Away: 2-9-1

Most UNC Points: 41 (2001)

Most FSU Points: 63 (2000)

Largest UNC victory: 32, 2001

Largest FSU Victory: 49, 2000

Longest UNC Win Streak: 2 games (2010, 2016)

Longest FSU Win Streak: 9 games (1992-2000)

FORDHAM (0-3-2)

1937	L	0	14	H
1938	T	0	0	N
1940	L	0	14	N
1941	L	14	27	H
1942	T	0	0	N

FURMAN (5-1)

1902	W	10	0	H
1916	W	46	0	H
1980	W	35	13	H
1992	W	28	0	H
1999	L	3	28	H
2006	W	45	42	H

GEORGETOWN (4-7-2)

1894	W	20	4	A
1900	T	0	0	A
1902	L	5	12	H
1903	L	0	33	N

1904	L	0	16	N
1905	W	36	0	N
1906	L	0	4	N
1907	W	12	5	A
1908	T	6	6	A
1909	W	5	0	A
1910	L	0	12	A
1912	L	10	37	N
1915	L	0	38	A

GEORGIA (12-17-2)

1895	W	6	0	N
1895	W	10	6	N
1896	L	16	24	N
1898	W	53	0	N
1899	W	5	0	N
1900	W	55	0	N
1901	W	27	0	N
1913	L	6	19	A
1914	W	41	6	N
1929	L	12	19	H
1930	L	0	26	A
1931	L	7	32	H
1932	T	6	6	A
1933	L	0	30	H
1934	W	14	0	A
1946	L	10	20	N
1947	W	14	7	H
1948	W	21	14	A
1949	W	21	14	H
1950	T	0	0	A
1951	L	16	28	H
1953	L	14	27	A
1954	L	7	21	H
1955	L	7	28	A
1956	L	12	26	H
1963	W	28	7	H
1964	L	8	24	A
1965	L	35	47	H
1966	L	3	28	A
1971	L	3	7	N
2016	L	24	33	N

GEORGIA SOUTHERN (1*-0)

2009	W*	42	12	H
------	----	----	----	---

*win vacated due to NCAA penalty (revised record 0-0)

GEORGIA STATE (2-0)

2021	W	59	17	H
2022	W	35	28	A

GEORGIA TECH (22*-32-3)

1915	L	3	23	A
1916	L	6	10	A
1927	L	0	13	A
1928	L	7	20	H
1929	W	18	7	A
1930	T	6	6	H
1931	T	19	19	A
1932	L	14	43	H
1933	L	6	10	H
1934	W	26	0	A
1935	W	19	0	H
1943	L	7	20	A
1944	L	0	28	A
1945	L	14	20	H

Atlantic Coast Conference Begins

1974	L	28	29	A
1980	W	33	0	H
1981	W	28	7	A
1982	W	41	0	H
1983	W	38	21	A
1984	W	24	17	H
1985	L	0	31	A
1986	W	21	20	H
1987	W	30	23	A
1988	W	20	17	H
1989	L	14	17	A
1990	T	13	13	H
1991	L	14	35	A
1992	W	26	14	H
1993	W	41	3	A
1994	W	31	24	H
1995	L	25	27	A
1996	W	16	0	H
1997	W	16	13	A

1998	L	21	43	H
1999	L (OT)	24	31	A
2000	L	28	42	H
2001	L	21	28	A
2002	L	13	21	H
2003	L	24	41	A
2004	W	34	13	H
2005	L	21	27	A
2006	L	0	7	H
2007	L	25	27	A
2008	W*	28	7	H
2009	L	7	24	A
2010	L	24	30	H
2011	L	28	35	A
2012	L	50	68	H
2013	L	20	28	A
2014	W	48	43	H
2015	W	38	31	A
2016	W	48	20	H
2017	L	7	33	A
2018	L	28	38	H
2019	W	38	22	A
2021	L	22	45	A
2022	L	17	21	H

*win vacated due to NCAA penalty (revised record 21-32-3)

UNC Home (all Kenan): 13-12-2

UNC Away: 9-20-1

Most UNC Points: 50 (2012)

Most GT Points: 68 (2012)

Largest UNC Win: 41, 1982

Largest GT Win: 31, 1985

Longest UNC Win Streak: 5 games (1980-84)

Longest GT Win Streak: 6 games (1998-2003)

GREENSBORO A.A. (3-0)

1896	W	30	0	H
1897	W	24	0	H
1898	W	11	0	H

GUILFORD (9-0)

1896	W	26	4	H
1896	W	34	0	A
1897	W	16	0	H
1898	W	18	0	H
1899	W	45	0	H
1901	W	42	0	H
1902	W	16	0	H
1903	W	15	0	H
1904	W	29	0	H

HAMPTON A.C. (0-1)

1896	L	0	18	A
------	---	---	----	---

HARVARD (0-2)

1916	L	0	21	A
1928	L	0	20	A

HORNER'S SCHOOL (1-0)

1899	W	46	0	H
------	---	----	---	---

HOUSTON (1-1)

1996	W	42	14	A
1999	L	12	20	H

IDAHO (1-0)

2012	W	66	0	H
------	---	----	---	---

ILLINOIS (4-0)

1971	W	27	0	A
1987	W	34	14	H
2015	W	48	14	H
2016	W	48	23	A

INDIANA (2-0)

1997	W	23	6	H
1999	W	42	30	A

JAMES MADISON (3-0)

2007	W	37	14	H
2011	W	42	10	H
2016	W	56	28	H

KANSAS (2-0)

1984	W	23	17	H
1986	W	20	0	A

KENTUCKY (5-5)

1910	L	0	11	A
1934	W	6	0	H
1966	L	0	10	A
1970	W	20	10	H
1972	W	31	20	H
1973	W	16	10	A
1976	L	0	21	N
1977	L	7	10	A
1989	L	6	13	A
1990	W	16	13	H

LA FAYETTE (0-1)

1906	L	6	28	N
------	---	---	----	---

LEHIGH (0-2)

1893	L	0	34	N
1894	L	6	24	A

LENOIR-RHYNE (1-0)

1941	W	42	6	H
------	---	----	---	---

LIBERTY (1-0)

2014	W	56	29	H
------	---	----	----	---

LSU (1-6)

1948	W	34	7	H
1949	L	7	13	A
1961	L	0	30	H
1964	L	3	20	A
1985	L	13	23	H
1986	L	3	30	A
2010	L	24	30	N

LOUISVILLE (3-5)

1988	L	34	38	H
1995	W	17	10	A
1996	W	28	10	H

2004	L	0	34	H
2005	L	14	69	A
2011	W	14	7	H
2013	L	34	39	A
2017	L	35	47	H

MARSHALL (1-0)

2000	W	20	15	H
------	---	----	----	---

MARYLAND (37-32-1)



SERIES RECORDS VS. OPPONENTS

1992	W	31	24	A
1993	W	59	42	H
1994	W	41	17	H
1995	L	18	32	A
1996	W	38	7	H
1997	W	40	14	A
1998	W	24	13	H
1999	L	7	45	A
2000	W	13	10	H
2001	L	7	23	A
2002	L	7	59	H
2003	L	21	59	A
2005	L	30	33	H
2007	W	16	13	H
2008	L	15	17	A
2012	W	45	38	H

"OLD" MARYLAND

1899	W	6	0	H
------	---	---	---	---

McNEESE STATE (1*-0)

2008	W*	35	27	H
------	----	----	----	---

*win vacated due to NCAA penalty (revised record 0-0)

MEMPHIS (2-0)

1983	W	24	10	H
1984	W	30	27	A

MERCER (2-0)

1925	W	3	0	A
2019	W	56	7	H

MIAMI (FLA) (15*-11)

1946	W	21	0	A
1952	W	34	7	A
1957	W	20	13	A
1959	L	7	14	A
1960	L	12	29	A
1961	L	0	10	A
1963	W	27	16	H
2004	W	31	28	H
2005	L	16	34	A
2006	L	7	27	A
2007	W	33	27	H
2008	W*	28	24	A
2009	W*	33	24	H
2010	L	10	33	A
2011	L	24	30	H
2012	W	18	14	A
2013	L	23	27	H
2014	L	20	47	A
2015	W	59	31	H
2016	W	20	13	A
2017	L	19	24	H
2018	L	10	47	A
2019	W	28	25	H
2020	W	62	26	A
2021	W	45	42	H
2022	W	27	24	A

*wins vacated due to NCAA penalty (revised record 13-11)

UNC at Home (all at Kenan): 7-3
 UNC Away: 8-8
 Most UNC Points: 62 (2020)
 Most Miami Points: 47 (2014, 2018)
 Largest UNC Victory: 36 points (62-26, 2020)
 Largest Miami Victory: 37 points (47-10 in 2018)
 Longest UNC Win Streak: Four games (2019-22)
 Longest Miami Win Streak: three games (1959-61)

MIAMI (OHIO) (4-3)

1976	W	14	10	H
1978	L	3	7	H
1981	W	49	7	H
1983	W	48	17	H
1990	W	34	0	H
1998	L	10	13	H
2002	L	21	27	H

MICHIGAN (2-1)

1965	L	24	31	H
1966	W	21	7	A
1979	W	17	15	N

MICHIGAN STATE (1-2)

1962	L	6	38	A
1963	L	0	31	A
1964	W	21	15	H

MIDDLE TENNESSEE (1-0)

2013	W	40	20	H
------	---	----	----	---

MISSISSIPPI STATE (1-1)

1974	L	24	26	N
1992	W	21	17	N

MISSOURI (0-3)

1973	L	14	27	H
1976	L	3	24	A
2011	L	24	41	N

MORGANTON DDI (1-0)

1900	W	38	0	H
------	---	----	---	---

NATTC (1-0)

1943	W	23	0	H
------	---	----	---	---

NAVY (5-5)

1899	L	0	12	A
1905	L	0	38	A
1906	L	0	40	A
1946	W	21	14	N
1957	W	13	7	A
1984	L	30	33	H
1985	W	21	19	A
1987	W	45	14	A

1989	L	7	12	H
1992	W	28	14	H

NEBRASKA (0-1)

1977	L	17	21	N
------	---	----	----	---

NEW YORK UNIVERSITY (4-0)

1936	W	14	13	N
1937	W	19	6	A
1938	W	7	0	N
1939	W	14	7	H

NORFOLK A.C. (1-0)

1904	W	41	0	N
------	---	----	---	---

NC A&T

2015	W	53	14	H
------	---	----	----	---

NC STATE (68-38-6)

1894	W	44	0	H
1894	W	16	0	A
1895	W	36	0	H
1897	W	40	0	H
1898	W	34	0	H
1899	W	34	0	H
1899	T	11	11	A
1901	W	39	0	H
1901	W	30	0	A
1902	T	0	0	A
1904	T	6	6	H
1905	T	0	0	A
1919	W	13	12	A
1920	L	3	13	A
1921	L	0	7	A
1922	W	14	9	A
1923	W	14	0	A
1924	W	10	0	A
1925	W	17	0	A
1926	W	12	0	H
1927	L	6	19	A
1928	T	6	6	A
1929	W	32	0	H
1930	W	13	6	H
1931	W	18	15	A
1932	W	13	0	H
1933	W	6	0	A
1934	T	7	7	H
1935	W	35	6	A
1936	W	21	6	H
1937	W	20	0	A
1938	W	21	0	A
1939	W	17	0	H
1940	W	13	7	A
1941	L	7	13	H
1942	L	14	21	A
1943	W	27	13	H
1947	W	41	6	H
1948	W	14	0	H
1949	W	26	6	H
1950	W	13	7	H
1951	W	21	0	H

Atlantic Coast Conference Begins

1953	W	29	7	H
1954	W	20	6	H
1955	W	25	18	A
1956	L	6	26	H
1957	L	0	7	H
1958	L	14	21	H
1959	W	20	12	H
1960	L	0	3	H
1961	W	27	22	H
1962	L	6	7	H
1963	W	31	10	H
1964	L	13	14	H
1965	W	10	7	A
1966	W	10	7	H
1967	L	7	13	A
1968	L	6	38	H
1969	L	3	10	A
1970	W	19	0	H
1971	W	27	7	A
1972	W	34	33	H
1973	L	26	28	A
1974	W	33	14	H
1975	L	20	21	A
1976	L	13	21	H
1977	W	27	14	A
1978	L	7	34	H
1979	W	35	21	A
1980	W	28	8	H
1981	W	21	10	A
1982	W	41	9	H
1983	W	42	14	A
1984	W	28	21	H
1985	W	21	14	A
1986	L	34	35	H
1987	W	17	14	A
1988	L	3	48	H
1989	L	6	40	A
1990	L	9	12	H
1991	L	7	24	A
1992	L	20	27	H
1993	W	35	14	A
1994	W	31	17	H
1995	W	30	28	A
1996	W	52	20	H
1997	W	20	7	A
1998	W (OT)	37	34	N
1999	W	10	6	N
2000	L	20	38	H
2001	W	17	9	A
2002	L	17	34	H
2003	L	34	47	A
2004	W	30	24	H
2005	W	31	24	A
2006	W	23	9	H
2007	L	27	31	A
2008	L	10	41	H
2009	L	27	28	A
2010	L	25	29	H
2011	L	0	13	A
2012	W	43	35	H
2013	W	27	19	A
2014	L	7	35	H
2015	W	45	34	A
2016	L	21	28	H
2017	L	21	33	A
2018	L (OT)	28	34	H
2019	W	41	10	A
2020	W	48	21	H
2021	L	30	34	A
2022	L (2OT)	27	30	H

UNC at Home: 36-22-2
 UNC at Kenan: 28-21-1
 UNC Away: 29-17-4
 Neutral Site: 2-0
 Most UNC Points: 52 (1996)
 Most NCSU Points: 48 (1988)
 Largest UNC Victory: 44 (1894)
 Largest UNC Victory Since 1919: 35, 1947
 Largest NCSU Victory: 45, 1988
 Longest UNC Win Streak: 9 games, 1943-55
 Longest NCSU Win Streak: 5 games, 1988-92; 2007-11

NORTHWESTERN (2-0)

1976	W	12	0	H
1977	W	41	7	A

NOTRE DAME (2*-21)

1949	L	6	42	N
1950	L	7	14	A
1951	L	7	12	H
1952	L	14	34	A
1953	L	14	34	H
1954	L	13	42	A
1955	L	7	27	H
1956	L	14	21	A
1958	L	24	34	A
1959	L	8	28	A
1960	W	12	7	H
1962	L	7	21	A
1965	L	0	17	A
1966	L	0	32	A
1971	L	0	16	A
1975	L	14	21	H
2006	L	26	45	A
2008	W*	29	24	H
2014	L	43	50	A
2017	L	10	33	H
2020	L	17	31	H
2021	L	34	44	L
2022	L	32	45	H

*win vacated due to NCAA penalty (revised record 1-21)

OAK RIDGE (6-0)

1898	W	11	0	H
1899	W	16	0	H
1901	W	28	0	H
1902	W	35	0	H
1903	W	45	0	H
1907	W	38	0	H

OHIO STATE (1-3)

1962	L	7	41	A
1965	W	14	3	A
1972	L	14	29	A
1975	L	7	32	A

OHIO UNIVERSITY (3-0)

1974	W	42	7	H
1993	W	44	3	H
1995	W	62	0	H

OKLAHOMA (0-7)

1948	L	6	14	N
1955	L	6	13	H
1956	L	0	36	A
1980	L	7	41	A
1987	L	0	28	A
1988	L	0	28	H
2001	L	27	41	A

OLD DOMINION (2-0)

2013	W	80	20	H
2017	W	53	23	A

OREGON (0-1)

2022	L	27	28	N
------	---	----	----	---

PENN (2-4)

1905	L	0	17	A
1906	L	0	11	A
1907	L	0	37	A
1939	W	30	6	A
1943	W	9	6	A
1945	L	0	49	A

PENN STATE (1-0)

1943	W	19	0	H
------	---	----	---	---

PITTSBURGH (11-5)

1974	W	45	29	H
1978	L	16	20	A
1979	W	17	7	H
1982	L	6	7	A
1998	W	29	10	H
2000	W	20	17	A
2009	L			

SERIES RECORDS VS. OPPONENTS



2014	W	40	35	H
2015	W	26	19	A
2016	W	37	36	H
2017	W	34	31	A
2018	W	38	35	H
2019	L	27	34	A
2021	L	23	30	A
2022	W	42	24	H

UNC at Home: 7-0

UNC Away: 4-4

Neutral: 0-1

Most UNC Points: 45 (1974)

Most Pitt Points: 36 (2016)

Largest UNC Victory: 19 (1998)

Largest Pitt Victory: 7 (2019, 2021)

Longest UNC Victory Streak: 6 games (2013-18)

Longest Pitt Victory Streak: 2 games (2019-21)

PRINCETON (0-2)

1899	L	0	30	A
1916	L	0	29	A

RICE (0-1)

1949	L	13	27	N
------	---	----	----	---

RICHMOND (12-2)

1892	W	40	0	A
1894	W	28	0	N
1895	W	34	0	H
1906	W	12	0	H
1907	W	13	11	H
1908	W	17	12	H
1909	W	22	0	H
1914	W	41	0	H
1940	L	13	14	A
1941	W	27	0	A
1971	W	28	0	A
1972	W	28	18	H
1977	W	31	0	H
1978	L	18	27	A

RIVERSIDE (1-0)

1914	W	40	0	N
------	---	----	---	---

RUTGERS (3*-4)

1894	L	0	5	A
1919	L	0	19	A
2006	L	16	21	H
2008	W*	44	12	A
2010	W	17	13	A
2011	W	24	22	H
2014	L	21	40	N

*win vacated due to NCAA penalty (revised record 2-4)

SAN DIEGO STATE (2-0)

1998	W	20	13	N
2014	W	31	27	H

SEWANEE (2-1-2)

1894	W	36	4	N
1895	T	0	0	A
1897	W	12	6	A
1899	L	0	5	N
1900	T	0	0	N

SOUTH CAROLINA (35-20-4)

1903	W	17	0	A
1904	W	27	0	H
1908	W	22	0	H
1910	W	27	6	N
1911	W	21	0	H
1912	T	6	6	H
1913	W	13	3	A
1914	W	48	0	H
1920	W	7	0	H
1921	T	7	7	A
1922	W	10	7	H
1923	W	13	0	A
1924	L	7	10	H
1925	W	7	0	A
1926	W	7	0	H
1927	L	6	14	A
1928	T	0	0	H

1929	W	40	0	A
1936	W	14	0	A
1937	T	13	13	H
1941	L	7	13	H
1942	W	18	6	H
1943	W	21	6	A
1944	L	0	6	H
1949	W	28	13	A
1950	W	14	7	A
1951	W	21	6	H
1952	W	27	19	A
1953	L	0	18	A
1954	W	21	19	H
1955	W	32	14	N
1956	L	0	14	A
1957	W	28	6	H
1958	W	6	0	H
1959	W	19	6	H
1960	L	6	22	A
1961	W	17	0	A
1962	W	19	14	H
1963	W	7	0	A
1964	W	24	6	H
1967	L	10	16	A
1968	L	27	32	H
1969	L	6	14	A
1970	L	21	35	H
1974	L	23	31	A
1977	W	17	0	H
1978	W	24	22	A
1979	W	28	0	H
1981	L	13	31	H
1983	W	24	8	A
1988	L	10	31	A
1989	L	20	27	H
1990	L	5	27	A
1991	W	21	17	H
2007	L	15	21	H
2013	L	10	27	A
2015	L	13	17	N
2019	W	24	20	N
2021	L	21	38	N

SOUTH FLORIDA (0-2)

2006	L	20	37	H
2007	L	10	37	A

SOUTHERN CALIFORNIA (2-0)

1958	W	8	7	A
1993	W	31	9	N

SOUTHERN METHODIST (2-0)

1994	W	28	24	A
2001	W	19	10	H

STANFORD (1-2)

1997	W	28	17	H
1998	L	34	37	A
2016	L	23	25	N

SYRACUSE (3-3)

1995	L	9	20	H
1996	W	27	10	A
2002	W	30	22	A
2003	L (3OT)	47	49	H
2018	L (2OT)	37	40	A
2020	W	31	6	H

TEMPLE (1-0)

2019	W	55	13	N
------	---	----	----	---

TEXAS (3-6)

1947	L	0	34	A
1948	W	34	7	H
1951	L	20	45	A
1952	L	7	28	H
1980	W	16	7	N
1982	W	26	10	N
1994	L	31	35	N
2001	L	14	44	A
2002	L	21	52	H

TEXAS A&M (0-1)

2020	L	27	41	N
------	---	----	----	---

TEXAS CHRISTIAN (3-0)

1940	W	21	14	H
------	---	----	----	---



Carolina's seniors celebrate the 55-13 Military Bowl victory over Temple in Annapolis, Md.

1994	W	27	17	H
1997	W	31	10	A

TEXAS-EL PASO (1-0)

1993	W	45	39	H
------	---	----	----	---

TEXAS TECH (2-1)

1972	W	32	28	N
1977	L	7	10	H
1980	W	9	3	A

TENNESSEE (11-20-1)

1893	W	60	0	H
1897	W	16	0	A
1900	W	22	5	A
1908	L	0	12	A
1909	W	3	0	A
1919	T	0	0	A
1926	L	0	34	A
1927	L	0	26	H
1930	L	7	9	A
1931	L	0	7	H
1932	L	7	20	A
1934	L	7	19	H
1935	W	38	13	A
1936	W	14	6	H
1945	L	6	20	A
1946	L	14	20	A
1947	W	20	6	H
1948	W	14	7	A
1949	L	6	35	H
1950	L	0	16	A
1951	L	0	27	H
1952	L	14	41	A
1953	L	6	20	H
1954	L	20	26	A
1955	L	7	48	H
1956	L	0	20	A
1957	L	0	35	H
1958	W	21	7	A
1959	L	7	29	H
1960	L	14	27	A
1961	W	22	21	H
2010	W	30	27	N

TRANSYLVANIA (0-1)

1903	L	5	6	
------	---	---	---	--

TULANE (5-9-2)

1922	W	19	12	A
1936	L	7	21	A
1937	W	13	0	H
1938	L	14	17	H
1939	T	14	14	A
1940	L	13	14	H
1941	L	6	52	A
1942	L	14	29	A

1954	T	7	7	A
1967	L	11	36	H
1970	L	17	24	A
1971	L	29	37	H
1973	L	0	16	A
1975	W	17	15	A
1993	W	42	10	A
1994	W	49	0	H

TULSA (1-0)

2000	W	30	9	H
------	---	----	---	---

U.S.S. FRANKLIN (1-0)

1911	W	12	0	H
------	---	----	---	---

UTAH (1-1)

2004	L	16	46	A
2005	W	31	17	H

VANDERBILT (8-5)

1892	W	24	0	A
1895	W	12	0	A
1897	L	0	31	A
1900	W	48	0	A
1914	W	10	9	A
1917	L	0	13	A
1932	L	7	39	H
1933	L	13	20	A
1967	L	7	21	H
1968	W	8	7	A
1969	W	38	22	H
1970	W	10	7	A
1982	W	34	10	H

VIRGINIA (66-57-4)

1892	L	18	30	A
1892	W	26	0	N
1893	L	0	16	N
1894	L	0	34	N
1895	L	0	6	N
1896	L	0	46	N
1897	L	0	12	N
1898	W	6	2	N
1900	L	0	17	N
1901	L	6	23	N
1902	T	12	12	N
1903	W	16	0	N
1904	L	11	12	N
1905	W	17	0	N
1907	L	4	9	N
1908	L	0	31	N
1910	L	0	7	N
1911	L	0	28	N
1912	L	0	66	N
1913	L	7	26	N
1914	L	3	20	N
1915	L	0	14	N

1916	W	7	0	N
1919	W	6	0	H
1920	L	0	14	A
1921				
1922	W	10	7	A
1923	T	0	0	H
1924	L	0	7	A
1925	T	3	3	H
1926	L	0	3	A
1927	W	14	13	H
1928	W	24	20	A
1929	W	41	7	H
1930	W	40	0	A
1931	W	13	6	H
1932	L	7	14	A
1933	W	14	0	H
1934	W	25	6	A
1935	W	61	0	H
1936	W	59	14	A
1937	W	40	0	H
1938	W			



SERIES RECORDS VS. OPPONENTS



North Carolina clinched the 2015 ACC Coastal Division title with a win at Virginia Tech in 2015

1974	W	24	10	H
1975	W	31	28	A
1976	W	31	6	H
1977	W	35	14	A
1978	W	38	20	H
1979	W	13	7	A
1980	W	26	3	H
1981	W	17	14	A
1982	W	27	14	H
1983	L	14	17	A
1984	T	24	24	H
1985	L	22	24	A
1986	W	27	7	H
1987	L	17	20	A
1988	L	24	27	H
1989	L	17	50	A
1990	L	10	24	H
1991	L	9	14	A
1992	W	27	7	H
1993	L	10	17	A
1994	L	10	34	A
1995	W	22	17	H
1996	L	17	20	A
1997	W	48	20	H
1998	L	13	30	A
1999	L	17	20	H
2000	L	6	17	A
2001	W	30	24	H
2002	L	27	37	A
2003	L	13	38	H
2004	L	24	56	A
2005	W	7	5	H
2006	L	0	23	A
2007	L	20	22	H
2008	L	13	16	A
2009	L	3	16	H
2010	W	44	10	A
2011	W	28	17	H
2012	W	37	13	A
2013	W	45	14	H
2014	W	28	27	A
2015	W	26	13	H
2016	W	35	14	A
2017	L	14	20	H
2018	L	19	22	A
2019	L	31	38	H
2020	L	41	44	A
2021	W	59	39	H
2022	W	31	28	A

UNC at Home: 33-15-3
 UNC Away: 27-26-0
 Most UNC Points: 61 (1935)
 Most UVA Points: 66 (1912)
 Largest UNC Win: 61 (1935)
 Largest UVA Win: 66 (1912)
 Longest UNC Win Streak: 9, (1974-82)
 Longest UVA Win Streak: 8, (1907-15)

VIRGINIA MEDICAL (2-0)				
1913	W	15	0	H
1914	W	65	0	H

VMI (16-6-1)				
1893	L	4	10	A
1902	W	17	10	N
1903	W	28	6	N
1905	W	17	0	N
1909	L	0	3	N
1910	W	6	0	H
1914	W	30	7	N
1915	T	3	3	N
1916	W	38	13	H
1919	L	7	29	H
1920	L	0	23	H
1921	W	20	7	N
1922	W	9	7	N
1923	L	0	9	N
1924	W	3	0	H
1925	W	23	11	N
1926	W	28	0	H
1927	L	0	7	A
1935	W	56	0	H
1969	W	61	11	H
1970	W	62	13	H
1985	W	51	7	H
1989	W	49	7	H

VIRGINIA TECH (14*-25-6)				
1895	W	32	5	N
1896	T	0	0	N
1897	L	0	4	N
1898	W	28	6	N
1900	T	0	0	H
1902	T	0	0	N
1903	L	0	21	N
1904	W	6	0	A
1905	L	6	35	N
1906	T	0	0	N
1907	L	6	20	N
1908	L	0	10	N
1909	L	0	15	N
1910	L	0	20	N
1911	T	0	0	N
1912	L	0	26	N
1913	L	7	14	N
1916	L	7	14	N
1928	L	14	16	H
1929	W	38	13	H
1930	W	39	21	A
1938	W	7	0	H
1939	W	13	6	N
1945	W	14	0	N
1946	T	14	14	H
1997*	W	42	3	N
2004	L	24	27	H
2005	L	3	30	A
2006	L	10	35	H
2007	L	10	17	A
2008	L	17	20	H
2009	W*	20	17	A
2010	L	10	26	H
2011	L	21	24	A
2012	W	48	34	H
2013	L	17	27	A

2014	L	17	34	H
2015	W (OT)	30	27	A
2016	L	3	34	H
2017	L	7	59	A
2018	L	19	22	H
2019	L (6OT)	41	43	A
2020	W	56	45	H
2021	L	10	17	A
2022	W	41	10	H

*win vacated due to NCAA penalty (revised record 12-25-6)

UNC at Home: 5-7-2
 UNC Away: 4-7-0
 Neutral Site: 5-10-4
 Most UNC Points: 56 (2020)
 Most VT Points: 59 (2017)
 Largest UNC Win: 39 (1997)
 Largest VT Win: 52 (2017)
 Longest UNC Win Streak: 5 (1929-45)
 Longest VT Win Streak: 5 (2004-08)

WAKE FOREST (72-36-2)				
1888	L	4	6	N
1889	W	33	0	N
1889	L	8	18	H
1891	L	0	1	N
1893	W	40	0	N
1908	W	17	0	H
1909	W	18	0	H
1910	W	37	0	H
1911	W	12	3	H
1912	W	9	2	H
1913	W	7	0	H
1913	W	29	0	N
1914	W	53	0	N
1914	W	12	7	N
1915	W	35	0	H
1916	W	20	0	H
1919	W	6	0	H
1920	W	6	0	H
1921	W	21	0	H
1922	W	62	3	N
1923	W	22	0	H
1924	L	6	7	A
1925	L	0	6	H
1926	L	0	13	A
1927	L	8	9	H
1928	W	65	0	H
1929	W	48	0	H
1930	W	13	7	H
1931	W	37	0	H
1932	T	0	0	H
1933	W	26	0	H
1934	W	21	0	H
1935	W	14	0	H
1936	W	14	7	N
1937	W	28	0	A
1938	W	14	6	H
1939	W	36	6	H

1940	L	0	12	H
1941	L	0	13	A
1942	W	6	0	H
1944	L	0	7	H
1945	L	13	14	H
1946	W	26	14	H
1947	L	7	19	H
1948	W	28	6	A
1949	W	28	14	H
1950	L	7	13	H
1951	L	7	39	A
1952	L	7	9	H

Atlantic Coast Conference Begins

1953	W	18	13	A
1954	W	14	7	H
1955	L	0	25	A
1956	T	6	6	H
1957	W	14	7	A
1958	W	26	7	H
1959	W	21	19	A
1960	L	12	13	H
1961	L	14	17	A
1962	W	23	14	H
1963	W	21	0	A
1964	W	23	0	H
1965	L	10	12	A
1966	L	0	3	H
1967	L	10	20	H
1968	L	31	48	A
1969	W	23	3	H
1970	L	13	14	A
1971	W	7	3	H
1972	W	21	0	A
1973	W	42	0	H
1974	W	31	0	A
1975	L	9	21	H
1976	W	34	14	A
1977	W	24	3	H
1978	W	34	29	A
1979	L	19	24	H
1980	W	27	9	A
1981	W	48	10	H
1982	W	24	7	A
1983	W	30	10	H
1984	L	3	14	A
1985	W	34	14	H
1986	W	40	30	A
1987	L	14	22	H
1988	L	24	42	A
1989	L	16	17	H
1990	W	31	24	A
1991	W	24	10	H
1992	W	35	17	A
1993	W	45	35	H
1994	W	50	0	A
1995	W	31	7	H
1996	W	45	6	A
1997	W	30	12	H
1998	W	38	31	A
1999	L	3	19	H
2000	W	35	14	A
2001	L	31	32	H
2002	L	0	31	A
2003	W	42	34	H
2004	W	31	24	A
2006	L	17	24	H
2007	L	10	37	A
2011	W	49	24	H
2012	L	27	28	A
2015	W	50	14	H
2019	L	18	24	A
2020	W	59	53	H
2021	W	58	55	H
2022	W	36	34	A

UNC at Home: 44-18-2
 UNC at Kenan: 29-16-2
 UNC Away: 21-15-0
 Most UNC Points: 65 (1928)
 Most WF Points: 55 (2021)
 Largest UNC Win: 65, 1928
 Largest WF Win: 32, 1951
 Longest UNC Win Streak: 17, 1893-1923
 Longest WF Win Streak: 4, twice

WASHINGTON & LEE (5-3-2)				
1893	W	44	0	A
1895	W	16	0	N
1907	T	0	0	N
1908	T	0	0	N
1909	W	6	0	N
1910	L	0	5	N
1911	W	4	0	N
1912	L	0	31	N
1913	L	0	14	N
1953	W	39	0	H

WEST VIRGINIA (1-1)				
1996*	W	20	13	N
2008*	L	30	31	N

WESTERN CAROLINA (3-0)				
2017	W	65	10	H
2018	W	49	26	H
2020	W	49	9	H

WILLIAM & MARY (13-0-2)				
1907	W	14	0	H
1944	T	0	0	H
1945	W	6	0	N
1946	W	21	7	N
1947	W	13	7	A
1948	T	7	7	H
1949	W	20	14	A
1950	W	40	7	H
1971	W	36	35	H
1973	W	34	27	H
1975	W	33	7	H
1983	W	51	20	H
1991	W	59	36	H
2004	W	49	38	H
2010	W	21	17	H

WISCONSIN (0-2)				
2003	L	27	38	A
2004	L	5	14	H

WOFFORD (1-0)				
2021	W	34	14	H

YALE (0-7)				
1919	L	7	34	A
1920	L	0	21	A
1921	L	0	34	A
1922	L	0	18	A
1923	L	0	53	A
1924	L	0	27	A
1944	L	6	13	A

