



NAVY

2023 NAVY FOOTBALL MEDIA GUIDE



2023 NAVY FOOTBALL

SCHEDULES

2023 SCHEDULE

Date	Opponent	Time	Series Record	TV	Location
Aug. 26	vs. Notre Dame	2:30 PM	Notre Dame leads 81-13-1	NBC	Dublin, Ireland
Sept. 9	Wagner	3:30 PM	First Meeting	CBS Sports Network	Annapolis, Md.
Sept. 14	at Memphis+	7:30 PM	Memphis leads 5-3	ESPN	Memphis, Tenn.
Sept. 30	USF+	3:30 PM	Navy leads 2-1	CBS Sports Network	Annapolis, Md.
Oct. 7	North Texas+	3:30 PM	Navy leads 1-0	CBS Sports Network	Annapolis, Md.
Oct. 14	at Charlotte+	TBA	First Meeting	TBA	Charlotte, N.C.
Oct. 21	Air Force	12 Noon	Air Force leads 33-22	CBS	Annapolis, Md.
Nov. 4	at Temple+	TBA	Navy leads 9-8	TBA	Philadelphia, Pa.
Nov. 11	UAB+	3:30 PM	First Meeting	CBS Sports Network	Annapolis, Md.
Nov. 18	East Carolina+	12 Noon	Navy leads 8-2	ESPN Family of Networks	Annapolis, Md.
Nov. 25	at SMU+	TBA	Navy leads 13-11	TBA	Dallas, Texas
Dec. 9	vs. Army	3:00 PM	Navy leads 62-54-7	CBS	Foxborough, Mass.

+ American Athletic Conference game All Times Eastern

2022 IN REVIEW

Date	AP/C/CFP	Opponent (Rk)	Result	Attendance	TV	Length	Record	AAC Record
9-3	--/--	Delaware	L 7-14	30,542	CBS SN	3:22	0-1	0-0
9-11	--/--	Memphis +	L 13-37	30,082	CBS SN	3:12	0-2	0-1
9-24	--/--	at East Carolina	W 23-20 (2 OT)	39,227	ESPN+	4:09	1-2	1-1
10-1	--/--	at Air Force	L 10-13	36,947	CBS	3:07	1-3	1-1
10-8	--/--	Tulsa +	W 53-21	30,658	CBS SN	3:29	2-3	2-1
10-14	--/--	at SMU +	L 34-40	24,583	ESPN	4:01	2-4	2-2
10-22	--/--	Houston +	L 20-38	32,443	ESPNU	3:22	2-5	2-3
10-29	--/--	Temple +	W 27-20 (OT)	31,141	CBS SN	3:38	3-5	3-3
11-5	--/--	at Cincinnati +	L 10-20	38,461	ESPNU	2:55	3-6	3-4
11-12	--/--	vs. Notre Dame ^ (#20)	L 32-35	62,124	ABC	3:25	3-7	3-4
11-19	--/--	at UCF + (#17)	W 17-14	44,813	ESPN2	3:08	4-7	4-4
12-10	--/--	vs. Army !	L 17-20 (2 OT)	69,117	CBS	3:34	4-8	4-4

+ American Athletic Conference game ^ MetLife Stadium (East Rutherford, N.J.) ! Lincoln Financial Field

FUTURE SCHEDULES

2024


Aug. 31	Bucknell
Oct. 5	at Air Force
Oct. 19	Homecoming
Oct. 26	Notre Dame (MetLife Stadium)
Dec. 14	vs. Army (FedEx Field)

2025

Aug. 30	VMI
Oct. 4	Air Force
Oct. 25	Homecoming
Nov. 8	at Notre Dame
Dec. 13	vs. Army (M&T Bank Stadium)

2026

Oct. 3	at Air Force
Oct. 24	Homecoming
TBA	Notre Dame
Dec. 12	vs. Army (MetLife Stadium)



2023 NAVY FOOTBALL

TABLE OF CONTENTS

THIS IS NAVY FOOTBALL

Game Day in Annapolis	6-7
1926 National Champions	8-9
Joe Bellino, 1960 Heisman Trophy Winner	10
Roger Staubach, 1963 Heisman Trophy Winner	11
Go Navy! Beat Army!	12-13
Commander-in-Chief's Trophy	14-15
The American Athletic Conference	16
United States Naval Academy, History & Traditions	17-19
Athletic Facilities	20-21
Navy-Marine Corps Memorial Stadium	22-27
The Construction of NMCMS	24
Significant Moments in Stadium History	25
Daniel F. Akerson Tower	26
Cmdr. Michael B. Clark & Lisa Quadrini Postgame Media Center	26
Rear Adm. Hamilton Locker Room Complex	26
Jack Stephens Field	26
Terwilliger Family Scoreboard	26
NMCMS 50th Anniversary Team	27
Football Facilities	28-29
Ricketts Hall	28
Class of '72 Sports Performance and Rehabilitation Facility	28
Staubach Locker Room	29
Red Romo Training Center	29
Jack Lengyel Strength & Conditioning Facility	29
Lynch Football Wardroom	
Chet Gladchuk, Director of Athletics	30-31
Academic Achievement	32-33
Community Service	34-35
Annapolis and the Chesapeake Region	36-37
Midshipmen in Professional Football	38
The National Spotlight	39

2023 SEASON OUTLOOK

2023 Preseason Notes	42-46
Preseason Depth Chart	47
Numerical Roster	48-49
Alphabetical Roster	50-51
Geographic Breakdown	52-53

COACHING STAFF

Brian Newberry, Head Coach	56-57
Coaching Staff	57-67
Football Staff	68-70
Support Staff	71

MIDSHIPMEN PROFILES

Player Profiles	74-103
Xavier Arline – Donald Berniard Jr.	74-75
Javan Bouton – Jaxson Campbell	76-77
Brandon Chatman – Clay Cromwell	78-79
Trey Cummings – Fabian France	80-81
Eavan Gibbons – Anton Hall Jr.	82-83
Kenneth Hall – Amin Hassan	84-85
Eli Heidenreich – Kyle Jacob	86-87

Daniel Jones – Nathan Kirkwood	88-89
Adam Klenk – Elias Larry	90-91
Alistair Larson – Xavier McDonald	92-93
Connor McMahon – Lirion Murtezi	94-95
Kroy Myers – Joshua Pena	96-97
James Perkins – Kai Puaioa-Rojas	98-99
Ben Purvis – Justin Reed	100-101
Shane Reynolds – Jordan Sanders	102-103
Thomas Scully – Jayden Umbarger	104-105
Regis Velez – Cole Williams	106-107
Mbiti Williams Jr. – Gianni Woodson-Brooks	108-109

2023 OPPONENTS

Notre Dame (8/26)	112
Wagner (9/9)	112
Memphis (9/14)	112
South Florida (9/30)	113
North Texas (10/7)	113
Charlotte (10/14)	113
Air Force (10/21)	114
Temple (11/4)	114
Alabama-Birmingham (11/11)	114
East Carolina (11/18)	115
SMU (11/25)	115
Army (12/9)	115
Series Records	116
All-Time Results vs. Opponents	117-129

2022 SEASON REVIEW

Season Results	132
Team Statistics	132
Offensive Statistics	132-133
Defensive Statistics	134
Game Recaps	135-141

RECORD BOOK

Individual Records	144-152
Rushing	144
Passing	145
Receiving	146
Total Offense	147
Scoring	148
Kicking / Punting	148
Interceptions	149
Punt Returns	150
Kickoff Returns	150
All-Purpose	151
Defense	151
Team Records	152-154
Single-Game Offense	152
Season Offense	153
Single-Game Defense	153
Season Defense	154
All-Time Leaders	155-156
Longest Plays	157

2023 NAVY FOOTBALL

TABLE OF CONTENTS

Year-By-Year Statistical Leaders	158-161
Additional Statistics	162-164
The Last Time	164
Navy-Marine Corps Memorial Stadium Records	165
Coaching Records	166
All-Time Assistant Coaches	166-167
All-Star Game Appearances	168-169
Football Honors	170
Team Awards	171-172
Naval Academy Athletic Awards	173




WILL HARBOUR

PROGRAM HISTORY

All-Time Scores	176-185
All-Time Homecoming Results	186
All-Time Letterwinners	187-201

BOWL HISTORY

Bowl Recaps	204-
1924 Rose Bowl	204
1955 Sugar Bowl	204
1958 Cotton Bowl	204
1961 Orange Bowl	205
1964 Cotton Bowl	205
1979 Holiday Bowl	206
1980 Garden State Bowl	206
1981 Libert Bowl	206
1996 Aloha Bowl	207
2003 EV1.net Houston Bowl	207
2004 Emerald Bowl	208
2005 Poinsettia Bowl	209
2006 Meineke Car Care Bowl	209
2007 Poinsettia Bowl	210
2008 EagleBank Bowl	210
2009 Texas Bowl	211
2010 Poinsettia Bowl	212
2012 Kraft Fight Hunger Bowl	212
2013 Bell Helicopter Armed Forces Bowl	213
2014 Poinsettia Bowl	214
2015 Military Bowl presented by Northrop Grumman	214
2016 Lockheed Martin Armed Forces Bowl	215
2017 Military Bowl presented by Northrop Grumman	216
2019 Liberty Bowl	216
Bowl Records	218-219



LIRION MURTEZI

MEDIA INFORMATION

Media Information	222
Sports Information	223
Stadium Directions	223
Navy Football Radio Network	224
Stadium Policies	225

Captains for the 2023 football team are Will Harbour and Lirion Murtezi.



SECTION
ONE

THIS IS
NAVY
FOOTBALL



2023 NAVY FOOTBALL



WILL
HARBOUR



GAME DAY IN ANNAPOLIS

NAVY FOOTBALL

An American treasure, Navy football will bring a small historic district to life six times this Fall. A Navy football "Game Day Experience" is unrivaled by any other collegiate football game in the country. Each home game lends itself to an entire day of fun, an event to say the least, for fans of all ages. From the minute fans arrive at the stadium, they are entrenched in wholesome entertainment everywhere they turn.

NAVYFEST

Looking for a more intimate setting for your group event? NavyFest is an area that provides space for groups of 30 to 1,000 to gather with friends, family, employees, clients and neighbors in anticipation of the heated action on the field. From your game ticket to a buffet lunch by one of our preferred caterers, everything can be provided as you experience one of the best tailgating traditions in college football. It is also the best place to view the march-on of the Brigade of Midshipmen. Please contact our group sales office at groupickets@usna.edu or by calling (410) 293-8743 or (410) 293-8791.

PAGEANTRY

True patriotism and pride in one's country are felt every home game when the entire Brigade of Midshipmen marches from the grounds of the Academy to midfield of Navy-Marine Corps Memorial Stadium to salute its school, its team and most importantly, its country. Immediately following the National Anthem, often sung by the Naval Academy glee club, fans experience one of the most breathtaking moments of their lives, as planes flyby overhead to welcome the start of the game.



2023 NAVY FOOTBALL



TEAM WALK

Don't miss the Navy football team's arrival at the stadium as it makes its way from the team buses through NavyFest and into the locker room. Join the Navy cheerleaders and fellow fans at the Mid Walk, two-and-a-half hours before every home game near the Blue Angel on the blue (press box) side parking lot.

THE GAME

Game day features even more tradition and pageantry, beginning with the sounding of the cannon, symbolizing the official start of the game and heard again only when Navy scores. When the Mids put points on the board, fans witness another spectacle as a sea of plebes race to the North end zone to do push-ups that match their team's point total on the scoreboard.

POSTGAME

At the conclusion of the game, the Navy football team will stand in front of the Brigade of Midshipmen and sing Navy Blue & Gold, the school's alma mater. It is the greatest tradition in college football.



NATIONAL CHAMPIONS

In today's modern era, three undefeated teams with nearly identical records would cause a stir among fans and pollsters alike. This was the case when Navy earned its lone national championship in 1926, as the Midshipmen shared the honor with Stanford and Alabama.

A 7-7 tie between Alabama and Stanford in the 1926 Rose Bowl gave the Cardinal a 10-0-1 mark, while the Crimson Tide and the Mids each had identical 9-0-1 records.

The Midshipmen opened the '26 season with a new coach, Bill Ingram. A former Navy standout from 1916-1918, Ingram took over a Navy team that had only won seven games in the previous two seasons combined. One of the keys to Navy's 1926 squad was a potent offense led by All-America tackle and team captain Frank Wickhorst, who proved to be a punishing blocker for the Navy offense. One member of the Navy offense that appreciated the blocking of Wickhorst was Tom Hamilton. The quarterback and kicker had a pair of 100-yard rushing games en route to All-America honors.

Navy's biggest win that year was against Michigan in front of 80,000 fans in Baltimore. The Mids scored 10 second-half points to upset the Wolverines, 10-0. Navy's offense tallied 165 yards behind the powering attack of Hamilton and Henry Caldwell who scored Navy's lone touchdown on a one-yard plunge. Jubilation from the victory continued after the game, as the Midshipmen tore down the goal post at each end of the field and carried away all the markers that lined both sides of the field. The joy replaced the disappointment of the previous year when Michigan handed Navy its worst loss in school history at the time, 54-0.

Navy headed into its season finale against Army with a 9-0 record. The game was to be played in Chicago at Soldier Field, which had been built as a memorial to the men killed in World War I. It was only natural Army and Navy would be invited to play the inaugural contest there. James R. Harrison of the New York Times described the game as "the greatest of its time and as a national spectacle." Over 110,000 people witnessed the Midshipmen open up a 14-0 lead on the Cadets, only to see Army fight back to take a 21-14 lead early in the third quarter. The Navy offense responded behind its strong ground game led by running back Alan Shapley. On fourth down and three yards to go, Shapley ran eight yards for a touchdown to tie the game at 21. As the final quarter concluded, Army mounted a brief threat only to miss a 25-yard field goal.

The tie gave the Midshipmen a share of the national championship, as a pair of polls, Boand and Houlgate, named Navy the national champion.



2023 NAVY FOOTBALL



1926 Schedule / Results

October

2	Purdue	Win	17-13
9	Drake	Win	24-7
9	Richmond	Win	26-0
16	at Princeton	Win	27-13
23	Colgate	Win	13-7
30	Michigan •	Win	10-0

November

6	W. Va. Wesleyan	Win	53-7
13	Georgetown	Win	10-7
20	Loyola	Win	35-13
27	Army +	Tie	21-21

• Municipal Stadium - Baltimore, Md.
+ Soldier Field - Chicago, Ill.



JOE BELLINO

1960 HEISMAN TROPHY



Naval Academy legend and 1960 Heisman Trophy winner Joe Bellino passed away on March 27, 2019, in Massachusetts at the age of 81. Bellino was a 1961 graduate of the Naval Academy and was Navy's first Heisman Trophy winner and first football player to have his number retired.

Bellino, a native of Winchester, Mass., was known as the player who was never caught from behind. In just three seasons, he scored 31 touchdowns, rushed for 1,664 yards on 330 carries, returned 37 kicks for 833 yards and set 15 school records.

Bellino was a unanimous All-America selection at halfback in 1960 and was also the winner of the Maxwell Award. His end zone interception preserved Navy's 17-12 win over Army that season. The Midshipmen were ranked as a high as fourth in the country and went on to play in the Orange Bowl on Jan. 1, 1961.

Bellino was also an outstanding catcher and outfielder on the Navy baseball team. He hit .428 in 22 games in 1959 and led the Eastern Intercollegiate League in stolen bases. He had a .320 average in 1960 and was the baseball team captain in 1961.

Army partisans can hardly forget the 1959-60 academic year for what Bellino did to the Cadets. In addition to his three-touchdown performance in the 1959 Army-Navy game, he was equally sensational in the Army-Navy baseball game in 1960. Bellino went 4-for-4 at the plate, drove in three runs, stole two bases and threw out two Army runners attempting to steal as Navy carved out a 9-1 win.

Bellino capped off his senior year (1960-61) at the Academy by winning the school's top two athletic awards, the Thompson Trophy and the Naval Academy Athletic Association Sword, marking the first time in 41 years that one midshipman received both of these awards.

Bellino's number 27 jersey in football was retired after the 1960 season. He had a three-year stint with the Boston Patriots after he had completed his four-year service obligation. He stayed in the Navy Reserves for 24 more years and reached the rank of Captain.

Bellino was a 1977 inductee into the National Football Foundation Hall of Fame and was a charter inductee into the Maryland Football Shrine in 1984. The Bellino Auditorium in Ricketts Hall is named after this outstanding athlete and in 2009, he was named to the Navy-Marine Corps Memorial All-Stadium Team. During its annual season-ending football banquet, Navy presents the Joe Bellino Award to the varsity football player whose inspiring on-field performance made a significant impact on the team and contributed to its overall success during the season.

Bellino worked for 40 years in the auto leasing and auction industry and prior to that was an independent business owner. He was also a longtime member of the Board of Directors of the Northern Bank and Trust, but was most proud of his participation in local or national charities, including that for the Disabled and Limbless Veterans.

Bellino is survived by his wife of 57 years, Ann; his son, John, a 1989 graduate of the Naval Academy; and his daughter, Therese, as well as his daughter-in-law Annette and three grandsons, Ian, Evan and Eric; and his son-in-law Cary.

"I remember watching Joe dominate Army in the 1959 Army-Navy game and his performance that day helped me decide that I wanted to go to the Naval Academy," said Roger Staubach, who won the Heisman Trophy in 1963. "When I got to the Naval Academy in 1961, Joe was there as a TAD coach. He coached the plebe backfield and was my first college position coach. I've always been a big fan of his. He was as good as it gets as a person, I idolized him. I watched Navy football quite a bit on television when I was in high school and the biggest reason was to watch Joe Bellino. He was known for his big calves. He was so strong and had great speed. He will certainly be missed."

"Joe was my first hero and football inspiration. His standard of excellence was a great example for me, as well as everyone associated with the Naval Academy and college football fans," said New England Patriots head coach Bill Belichick, who grew up in Annapolis and whose father, Steve, was a longtime assistant coach at Navy.

"Joe excelled in football and baseball at Navy and I attended many of his games with my father. My father held Joe in high esteem and my parents remained close with Joe and his family," continued Belichick. "Joe was a warm and unselfish person - I feel privileged to have enjoyed a lifelong friendship with him. The first football game I remember was in 1959 when Joe scored three touchdowns in Navy's 43-12 victory over Army. When Joe graduated in 1961 he gave me his midshipman cover - 50 years later, I gave it back to him because it belongs in his family. He was very helpful to me when I came to the Patriots. He spoke to our team several times and helped many of our players and coaches through his connections in this area. I enjoyed the opportunity to see and talk to him on a regular basis for the last 20 years. Joe was a great man and I will miss him greatly."

Bellino's Career Statistics

Year	Rushing		Receiving		Punt Ret.		KO Ret.		Scoring	
	No.	Yds.	No.	Yds.	No.	Yds.	No.	Yds.	TD	Conv.
1958	63	266	19	240	3	36	4	203	5	5
1959	99	564	9	100	6	123	6	88	8	0
1960	168	834	17	280	5	97	13	286	18	1
Career	330	1664	45	620	14	256	23	577	31	6

ROGER STAUBACH

1963 HEISMAN TROPHY

Known as "Roger the Dodger," Roger Staubach has scrambled his way to success as a college athlete, an All-Pro NFL quarterback and as a successful businessman.

In 1963, Staubach became the second Naval Academy football player in four years to win the Heisman Trophy. It was his junior season with the Midshipmen, and all he did was lead Navy to a ranking of second in the country and a berth in the Cotton Bowl, where he set Bowl records for pass completions (21-of-31) and yards passing (228). The Midshipmen posted wins over West Virginia, Michigan, Notre Dame and Maryland that season. He completed 106 passes in 161 attempts for 1,474 yards, while earning consensus All-America honors, as well as the Maxwell Trophy and Walter Camp Memorial Trophy.

At one time, Staubach, who was hampered by injuries in his senior season of 1964, had set 28 Naval Academy records in football. He also had some outstanding performances as a varsity baseball player and a brief but significant moment as a varsity basketball player. He lettered in baseball three-straight years (1963-65) as an outfielder and pitcher. In 1963, he hit .420, and in 1965 he was the team captain. He also won a letter in basketball in 1962-63.

Staubach was the recipient of the Thompson Trophy Cup at the Academy for three-consecutive years and was the 1965 winner of the Naval Academy Athletic Association Sword. He was the first sophomore to win the Thompson Trophy Cup and is its only three-time winner. He was only the fourth midshipman since 1900 to win both the Thompson Trophy Cup and NAAA Sword.

After four years in the United States Navy, including a tour in Vietnam, Staubach joined the Dallas Cowboys and led that team to unprecedented heights. Again, displaying the daring play he had shown at Navy, Staubach directed the Cowboys to 23 fourth-quarter comeback wins, 14 in the final two minutes of a game or in overtime. He played 11 seasons with the Cowboys and led them to the Super Bowl four times, including world championships in 1972 and 1978. The Cowboys were 90-31 with Staubach as their starting quarterback.


Among his awards were the NFL Players Association Most Valuable Player and The Sporting News NFL Player of the Year in 1971, Most Valuable Player of Super Bowl VI (1972), Washington Touchdown Club NFC Player of the Year in 1976 and 1978, NFC Pro Bowl selection five times, the Vince Lombardi Sportsman of the Year Award in 1975, NFL Players' Association NFC Offensive Player of the Year (1978), and the Byron "Whizzer" White Humanitarian Award in 1979.

Staubach was named Walter Camp Foundation Man of the Year in 1985, was selected to the Pro Football Hall of Fame in 1985, his first year of eligibility, and inducted into the National Football Foundation and Hall of Fame in 1981.

The football locker room in Ricketts Hall was named in his honor in 1996 and in 2008, Staubach received the National Football Foundation's Gold Medal, the highest honor one can receive from that organization. Staubach has also been honored as a "Distinguished Graduate" of the United States Naval Academy.

He was named to the Walter Camp All-Century Team, was elected into the Cotton Bowl Hall of Fame, spearheaded a successful movement to land North Texas and the Dallas Cowboys the Super Bowl in 2011 and was named to the Navy-Marine Corps Memorial Stadium All-Stadium Team.

Staubach married his high school sweetheart, Marianne, and the couple have been married for 58 years. They have five children, 15 grandchildren and four great grandchildren.



Staubach's Career Statistics

Year	Comp.	Att.	Passing				No.	Rushing		Total Offense	
			Pct.	Yds.	Int.	TD		Yds.	TD	Yds.	
1962	67	98	68.4	966	3	7	85	265	7	1231	
1963	107	161	66.4	1474	6	7	156	418	8	1892	
1964	119	204	58.3	1131	10	4	104	-1	2	1130	
Career	293	463	63.6	3571	19	18	345	682	17	4253	



GO NAVY! B

At the Naval Academy, beating Army is paramount. Plebes yell “Beat Army!” in Bancroft Hall, “Beat Army!” is on every weight in the Naval Academy weight rooms, and alums and fans alike yell “Beat Army!” at the end of Blue & Gold, the Naval Academy’s alma mater.

The annual showdown between the two rivals in each sport is deemed the Star Game with the players from the winning team receiving a Star for their letter sweaters. For those sports that face Army multiple times in a season, the Star Game is designated prior to the start of the year.

Once again, Navy won both the Star series and the overall series against Army in 2022-23, going 14-10 (.583) in the Star series and 20-19 (.513) in the overall series.

Navy is 39-4-2 in the Star series over the last 45 years and 47-4 in the overall series over the last 51 years. Navy leads the all-time series against Army in all sports 1161-877-44 (.568)

2022-23 STAR SERIES PRESENTED BY USAA

SPRINT FOOTBALL

Navy used a pair of defensive touchdowns to help post a 27-13 victory over rival Army at Navy-Marine Corps Memorial Stadium to earn the first Star of the 2022-23 academic year. Mitchell Waters registered a fumble recovery for a score, while Lane Condie returned an interception for a touchdown in the win.

WOMEN'S CROSS COUNTRY

Led by junior Emily Boutin, the Navy women’s cross country team placed seven runners in the top 10 to post a 26-33 victory over rival Army in the annual Star Meet at the USNA Cross Country Course.

MEN'S CROSS COUNTRY

Led by top-two finishes by seniors Garrison Clark and Brett Brady, the Navy men’s cross country team notched a 22-35 win over Army in the annual Star Meet at the USNA Cross Country Course. Clark claimed individual medalist honors in the 4.9-mile race, while Brady crossed the finish line in second in America’s Meet.

WOMEN'S SWIMMING

The Navy women’s swimming and diving team extended the longest winning streak in Army-Navy history with a 172.5-127.5 win over the Black Knights at Crandall Pool in West Point. The Mids have now defeated their academy counterparts in 34-consecutive seasons.

RIFLE

The Navy rifle team swept the top-five spots on the leaderboard to post a 5,880-5,833 victory over Army in the annual Star Match at the Bancroft Hall Rifle Range. The victory marks the fourth time in the last five seasons the Midshipmen have defeated the Black Knights in the annual Star Match.

MEN'S INDOOR TRACK & FIELD

The Navy men’s track and field team defeated Army 113-68 at West Point. Navy claimed first in 13 of the 17 events and earned maximum points in seven to post its largest margin of victory over the Black Knights since 1992. With the win, the Mids claim the star for the fourth-straight year.

BEAT ARMY!

WOMEN'S INDOOR TRACK & FIELD

The Navy women's track and field team claimed its fourth straight victory in the Army-Navy Indoor Star Meet with a 111.5-69.5 win at West Point. Navy won 14 of the 17 events, earning max points in eight of those events, to surpass the 100-point mark for the first time since 2014 and end with the third-highest point total in the all-time series. It was Navy's largest victory over the Black Knights since 2012. The meet was highlighted by a program and meet record from Jia Anderson in the 60m hurdles, a meet record from Emily Boutin in the 3,000m and three wins by team captain Molly Mangan.

MEN'S GYMNASTICS

With the 2023 Gymnastics Star on the line, Army and Navy battled throughout each and every one of the 60 combined routines at the Gross Center on the campus of the U.S. Military Academy. Separated by just 0.1 points after the third and fourth events, the Mids used a 1.5-point swing during the parallel bars rotation to jump into the lead and hold on for the 394.05 to 393.15 victory over the Black Knights, thereby securing a Star win for the fifth straight Army-Navy competition.

MEN'S BASKETBALL

Tyler Nelson's 23 points powered the Navy men's basketball team to a 70-53 victory over Army at Alumni Hall in Annapolis in the annual Star Game. Navy has now won the Star Game in three-straight years, in five of the last six seasons and in eight of the last 10 years. The Mids also swept the regular season series from the Black Knights for the first time since 2015.

WRESTLING

Despite not wrestling since Jan. 21, Andrew Cerniglia (157-pounds) came from behind to defeat Nathan Lukez by a 7-2 decision and clinch the Star Match for Navy over rival Army by a score of 18-13 in West Point. Lukez held a 1-0 lead heading into the third period, but Cerniglia scored seven points in the third to win Navy's third-straight Star Match. The Mids improve to 52-10-5 all-time versus Army and 22-7-2 in West Point. Navy won six of the 10 matches with wins at 133, 141, 157, 184, 197 and 285 pounds.

WOMEN'S TENNIS

Just like she did against Air Force two months earlier, freshman Sia Chaudry clinched the Navy women's tennis team's 4-3 Star Match victory over rival service academy Army at the Lichtenberg Tennis Center in West Point.

MEN'S OUTDOOR TRACK & FIELD

The men's track & field team posted a 126-77 victory over the Black Knights in Annapolis, marking the men's 11th-consecutive and 52nd overall win in the series. The 126 points scored by the Mids is their highest point total since 2000. Additionally, the 49-point differential is the second-largest margin of victory by the men in the 96 meetings against Army.

WOMEN'S OUTDOOR TRACK & FIELD

The women's track & field team defeated Army by a score of 111-92 in Annapolis. The women won their eighth straight Star and claimed their 22nd win against Army in the series.

MEN'S TENNIS

Luke Garner and Sasha Panyan combined for a doubles victory and won their respective singles matches in a 4-3 Star victory by the Navy men's tennis team over Army at West Point.



COMMANDER-IN-

The Commander-In-Chief's Trophy is presented annually to the winner of the football competition among the three major service academies — Army, Navy and Air Force — and is named in honor of the President of the United States.

Navy has won the trophy 11 times in the last 20 years and the Mids are 28-13 over the last 41 games against Army and Air Force.


Navy has won the trophy a total of 16 times: 1973, 1975, 1978, 1979, 1981, 2003, 2004, 2005, 2006, 2007, 2008, 2009, 2012, 2013, 2015 and 2019.

When there is no clear-cut winner, the trophy remains with the winner of the previous year's competition.

The three-sided trophy stands two-and-a-half-feet tall and is engraved with the academy seals. Reproductions of the three mascots — the Army Mule, the Navy Goat and the Air Force Falcon — are ensconced on the respective sides of this bauble. The trophy is sponsored by the West Point Association of Graduates, the Naval Academy Alumni Association and the Air Force Association of Graduates.

The year in which the trophy is won is engraved on a plate gracing the respective academy's side of the trophy.

Malcolm Perry had a 4-yard touchdown run with 23 seconds remaining to give Navy a stunning 34-25 victory over Air Force in 2019.



Malcolm Perry became the fourth quarterback in FBS history to rush for 300 yards, running for an Army-Navy Game record 304 yards and two touchdowns in Navy's 31-7 rout in 2019.

CHIEF'S TROPHY

1972

Winner – Army
Navy 21, Air Force 17
Army 17, Air Force 14
Army 23, Navy 15

1973

☆ **WINNER – NAVY** ☆
Navy 42, Air Force 6
Air Force 43, Army 10
Navy 51, Army 0

1974

☆ **RETAINED BY NAVY** ☆
Air Force 19, Navy 16
Army 17, Air Force 16
Navy 19, Army 0

1975

☆ **WINNER – NAVY** ☆
Navy 17, Air Force 0
Air Force 33, Army 3
Navy 30, Army 6

1976

☆ **RETAINED BY NAVY** ☆
Air Force 13, Navy 3
Army 24, Air Force 7
Navy 38, Army 10

1977

Winner – Army
Navy 10, Air Force 7
Army 31, Air Force 6
Army 17, Navy 14

1978

☆ **WINNER – NAVY** ☆
Navy 37, Air Force 8
Army 28, Air Force 14
Navy 28, Army 0

1979

☆ **WINNER – NAVY** ☆
Navy 13, Air Force 9
Air Force 28, Army 7
Navy 31, Army 7

1980

☆ **RETAINED BY NAVY** ☆
Air Force 21, Navy 20
Army 47, Air Force 24
Navy 33, Army 6

1981

☆ **WINNER – NAVY** ☆
Navy 30, Air Force 13
Air Force 7, Army 3
Navy 3, Army 3

1982

Winner – Air Force
Air Force 24, Navy 21
Air Force 27, Army 9
Navy 24, Army 7

1983

Winner – Air Force
Air Force 44, Navy 17
Air Force 41, Army 20
Navy 42, Army 13

1984

Winner – Army
Air Force 29, Navy 22
Army 24, Air Force 12
Army 28, Navy 11

1985

Winner – Air Force
Air Force 24, Navy 7
Air Force 45, Army 7
Navy 17, Army 7

1986

Winner – Army
Air Force 40, Navy 6
Army 21, Air Force 11
Army 27, Navy 7

1987

Winner – Air Force
Air Force 23, Navy 13
Air Force 27, Army 10
Army 17, Navy 3

1988

Winner – Army
Air Force 34, Navy 24
Army 28, Air Force 15
Army 20, Navy 15

1989

Winner – Air Force
Air Force 35, Navy 7
Air Force 29, Army 3
Navy 19, Army 17

1990

Winner – Air Force
Air Force 24, Navy 7
Air Force 15, Army 3
Army 30, Navy 20

1991

Winner – Air Force
Air Force 46, Navy 6
Air Force 25, Army 0
Navy 24, Army 3

1992

Winner – Air Force
Air Force 18, Navy 16
Air Force 7, Army 3
Army 25, Navy 24

1993

Retained by Air Force
Navy 28, Air Force 24
Air Force 25, Army 6
Army 16, Navy 14

1994

Winner – Air Force
Air Force 43, Navy 21
Air Force 10, Army 6
Army 22, Navy 20

1995

Winner – Air Force
Air Force 30, Navy 20
Air Force 38, Army 20
Army 14, Navy 13

1996

Winner – Army
Navy 20, Air Force 17
Army 23, Air Force 7
Army 28, Navy 24

1997

Winner – Air Force
Air Force 10, Navy 7
Air Force 24, Army 0
Navy 39, Army 7

1998

Winner – Air Force
Air Force 49, Navy 7
Air Force 35, Army 7
Army 34, Navy 30

1999

Winner – Air Force
Air Force 19, Navy 14
Air Force 28, Army 0
Navy 19, Army 9

2000

Winner – Air Force
Air Force 27, Navy 13
Air Force 41, Army 27
Navy 30, Army 28

2001

Winner – Air Force
Air Force 24, Navy 18
Air Force 34, Army 24
Army 26, Navy 17

2002

Winner – Air Force
Air Force 48, Navy 7
Air Force 49, Army 30
Navy 58, Army 12

2003

☆ **WINNER – NAVY** ☆
Navy 28, Air Force 25
Air Force 31, Army 3
Navy 34, Army 6

2004

☆ **WINNER – NAVY** ☆
Navy 24, Air Force 21
Air Force 31, Army 22
Navy 42, Army 13

2005

☆ **WINNER – NAVY** ☆
Navy 27, Air Force 24
Army 27, Air Force 24
Navy 42, Army 23

2006

☆ **WINNER – NAVY** ☆
Navy 24, Air Force 17
Air Force 43, Army 7
Navy 26, Army 14

2007

☆ **WINNER – NAVY** ☆
Navy 31, Air Force 20
Air Force 30, Army 10
Navy 38, Army 3

2008

☆ **WINNER – NAVY** ☆
Navy 33, Air Force 27
Air Force 16, Army 7
Navy 34, Army 0

2009

☆ **WINNER – NAVY** ☆
Navy 16, Air Force 13 (OT)
Air Force 35, Army 7
Navy 17, Army 3

2010

Winner – Air Force
Air Force 14, Navy 6
Air Force 42, Army 22
Navy 31, Army 17

2011

Winner – Air Force
Air Force 35, Navy 34 (OT)
Air Force 24, Army 14
Navy 27, Army 21

2012

☆ **WINNER – NAVY** ☆
Navy 28, Air Force 21 (OT)
Army 41, Air Force 21
Navy 17, Army 13

2013

☆ **WINNER – NAVY** ☆
Navy 28, Air Force 10
Air Force 42, Army 28
Navy 34, Army 7

2014

Winner – Air Force
Air Force 30, Navy 21
Air Force 23, Army 6
Navy 17, Army 10

2015

☆ **WINNER – NAVY** ☆
Navy 33, Air Force 11
Air Force 20, Army 3
Navy 21, Army 17

2016

Winner – Air Force
Air Force 28, Navy 14
Air Force 31, Army 12
Army 21, Navy 17

2017

Winner – Army
Navy 48, Air Force 45
Army 21, Air Force 0
Army 14, Navy 13

2018

Winner – Army
Air Force 35, Navy 7
Army 17, Air Force 14
Army 17, Navy 10

2019

☆ **WINNER – NAVY** ☆
Navy 34, Air Force 25
Air Force 17, Army 13
Navy 31, Army 7

2020

Winner – Army
Air Force 40, Navy 7
Army 15, Navy 0
Army 10, Air Force 7

2021

Retained – Army
Air Force 23, Navy 3
Army 21, Air Force 14
Navy 17, Army 13

2022

Winner – Air Force
Air Force 13, Navy 10
Air Force 13, Army 7
Army 20 Navy 17 (2 OT)



THE AMERICAN ATHLETIC CONFERENCE

The American Athletic Conference, which has established itself as a preeminent NCAA Division I Football Bowl Subdivision conference, enters its second decade poised to continue its remarkable ascension to national prominence.

As of July 1, 2023, The American consists of 15 prestigious institutions: the University of Alabama at Birmingham, the University of North Carolina Charlotte, East Carolina University, Florida Atlantic University, the University of Memphis, the United States Naval Academy (in football only), the University of North Texas, Rice University, the University of South Florida, Southern Methodist University, Temple University, the University of Texas at San Antonio, Tulane University, the University of Tulsa, and Wichita State University (in basketball and Olympic sports).

Under the leadership of commissioner Mike Aresco, The American has fashioned an impressive list of accomplishments in the competitive arena, in the classroom and in support of student-athlete welfare. The American is firmly entrenched among the elite conference thanks to its collection of national team and individual championships, its football and basketball postseason victories, its expansive media rights contract with ESPN, and its commitment to providing the highest levels of support for student-athletes.

The league has produced four NCAA championship teams in addition to a College Football Playoff semifinalist, four New Year's Six bowl champions, two NCAA Men's Final Four participants, six Women's Final Four teams, an NIT champion, 15 NCAA individual championships, and a Rhodes Scholar. Additionally, American Athletic Conference teams have advanced to the College World Series, qualified for the match play round of the NCAA Men's Golf Championship and registered multiple top-10 finishes at the NCAA Cross Country and Outdoor Track and Field championships.

In the 2023-24 season, The American will be the only Division I conference to have a New Year's Six bowl winner (Tulane) and an NCAA Men's Final Four participant (Florida Atlantic) in its ranks.

The American has seen a member school claim a spot in a New Year's Six bowl eight times in the league's first 10 football seasons, including the 2022 campaign, when Tulane capped the biggest one-year turnaround in major college football history with a thrilling win against USC in the Goodyear Cotton Bowl Classic.

Individual teams in The American have enjoyed some of their best football seasons in program history as members of the conference. Tulane went 12-2 and earned a top-10 final ranking in 2022. Navy won a program-record 11 games in 2015, its first season in the conference, and matched that mark with its 2019 campaign. Memphis, which had not won 10 games in a season since 1938, has registered three 10-win seasons in the last eight years (2015, 2017, 2019), including a school-record 12 wins in 2019. Temple enjoyed its first 10-win season in school history in 2015. South Florida finished in the top 25 for the first two times in program history (2016, 2017). SMU returned to national prominence in 2019 with a 10-win season, during which the Mustangs were ranked as high as No. 14 nationally. Tulsa returned to the top 25 for the first time in 11 years in 2020. East Carolina earned a top-20 ranking in 2014.

Since the conference's reconstitution in 2013-14, teams from The American have registered top-10 national rankings in football, men's basketball, women's basketball, baseball, men's soccer, women's soccer, women's lacrosse, men's golf, women's rowing, men's tennis, women's tennis, men's cross country, men's track and field, and women's track and field.

American Athletic Conference student-athletes have distinguished themselves in all facets of intercollegiate athletics. Memphis quarterback Brady White was the 2020 winner of the National Football Foundation's James V. Campbell Trophy as the top scholar-athlete in college football. Temple linebacker Tyler Matakevich won the Bednarik Award and the Nagurski Trophy as the nation's top defensive player in 2015, while Tulsa linebacker Zaven

Collins repeated that feat in 2020. The American has had four top-10 Heisman Trophy finishes including Navy quarterback Keenan Reynolds, who was fifth in 2015. Reynolds was also selected as the winner of the 2016 AAU James E. Sullivan Award as the nation's top amateur athlete.

Additionally, SMU's Avery Acker was chosen as the Division I women's volleyball Academic All-America of the Year in 2015, South Florida star Georgina Corrick was the Division I softball Academic All-America of the Year in 2022, while Tulsa cross country standout Kirk Smith was chosen as a Rhodes Scholar in the fall of 2016.

American Athletic Conference alumni have made their mark in professional and international sports as well. A number of American Athletic Conference athletes have been selected in the first round of the professional entry drafts in football, basketball, baseball and soccer, including former Memphis center James Wiseman, who was the No. 2 pick in the 2020 NBA Draft, and former Wichita State third-baseman Alec Bohm, the No. 3 selection in the 2018 Major League Baseball Draft. Former SMU standout Bryson DeChambeau, who was the 2014 American Athletic Conference individual champion, went on to win the 2015 NCAA Championship and the 2015 US Amateur before enjoying a remarkable pro career that has included the 2020 U.S. Open title. Former Memphis tennis player Joe Salisbury, a 2014 all-conference selection, has gone on to win five Grand Slam championships in men's doubles and mixed doubles. Former Tulane standout Dominik Koepfer has earned a top-50 world ranking in men's tennis and reached the fourth round of the US Open in 2019.

The American announced a lucrative and comprehensive media rights extension with ESPN in May of 2019, providing the conference with a stronger and more extensive presence on ESPN's primary television networks (ABC, ESPN, ESPN2, ESPNU). Since the extension took effect in the 2020-21 academic year, a minimum of 40 regular-season football telecasts and 60 regular-season men's basketball games per season will appear on those primary networks. Nearly every conference-controlled game in all sports will appear either on an ESPN network or on ESPN+.

The first eight American Athletic Conference Football Championships were televised by ABC as part of Championship Saturday. Subsequent championship games will appear on either ABC or ESPN through the duration of the 12-year extension.

Away from the competitive arena, The American has established itself as a leader in the area of student-athlete wellness, both through the adoption of NCAA autonomous legislation on matters including full cost of attendance and nutrition. The conference, in conjunction with its Student-Athlete Advisory Committee has also launched the Powerful Minds campaign to improve awareness and education on mental issues and recognize the scholarly achievements of the conference's student-athletes.



AMERICAN

UNITED STATES NAVAL ACADEMY

USNA MISSION STATEMENT

"To develop midshipmen morally, mentally and physically and to imbue them with the highest ideals of duty, honor and loyalty in order to graduate leaders who are dedicated to a career of naval service and have potential for future development in mind and character to assume the highest responsibilities of command, citizenship and government."

USNA QUICK FACTS

Location..... Annapolis, Md.
Founded 1845
Enrollment..... 4,400

CLASS OF 2027 PROFILE

Class Size: 1,184 (813 men / 371 women // 1,169 U.S. and 15 Intl)

Applicants: 14,727 (10,231 men / 4,496 women)

Midshipmen were admitted from every state in the country, as well as the District of Columbia, American Samoa, Guam, and Northern Mariana Islands. International Midshipmen from Bangladesh (1), Ecuador (1), Egypt (1), Jordan (1), Madagascar (1), Pakistan (1), Palau (1), Peru (1), Philippines (1), Republic of Korea (1), Romania (1), Singapore (1), Sri Lanka (1), Taiwan (1), and Thailand (1).

Alumni Sons and Daughters: 74 (46 sons and 28 daughters)

Military Background (Former Enlisted): Navy 50, Marine Corps 11

** Includes 19 Direct Accessions from the Fleet (18 USN and 1 USMC) and 42 from the Naval Academy Prep School (32 USN and 10 USMC)*

NAVY ASSIGNMENTS

Graduates of the Naval Academy entering the Navy do so as ensigns and have the following service options:

- Aviation – Pilot, Naval Flight Officer
- Explosive Ordnance Disposal
- Navy Special Warfare
- Surface Warfare – Conventional, Nuclear Powered, and Engineering Duty Officer
- Submarines
- Information Warfare Community - Information Professional, Cyber Warfare Engineer, Cryptologic Warfare, Intelligence, Oceanography
- Restricted Line and Staff Corps - Supply Corps, Civil Engineer Corps, Aviation Maintenance Duty Officer, Medical,
- Restricted Line and Staff Corps have a limited number of billets and can make up no more than five percent

MARINE CORPS ASSIGNMENTS

Graduates enter the Marine Corps with a rank of Second Lieutenant and have the following service options:

- Aviation – Air Command and Control, Anti-Air Warfare, Aviation Maintenance, Aviation Supply, Pilot
- Ground – Armor, Artillery, Communications (information systems), Engineering, Financial Management, Infantry, Logistics, Military Police
- Cyber



JB Vought

ACADEMY AND TRADITIONS

When the founders of the United States Naval Academy were looking for a suitable location, it was reported that then Secretary of the Navy George Bancroft decided to move the naval school to "the healthy and secluded" location of Annapolis in order to rescue midshipmen from "the temptations and distractions that necessarily connect with a large and populous city." The Philadelphia Naval Asylum School was its predecessor. Four of the original seven faculty members came from Philadelphia. Other small naval schools in New York City, Norfolk, Va., and Boston, Mass. also existed in the early days of the United States.

The United States Navy was born during the American Revolution when the need for a naval force to match the Royal Navy became clear. But during the period immediately following the Revolution, the Continental Navy was demobilized in 1785 by an economy-minded Congress.

Through the efforts of Bancroft, the Naval School was established without Congressional funding, at a 10-acre Army post named Fort Severn in Annapolis, Maryland, on October 10, 1845, with a class of 50 midshipmen and seven professors. The curriculum included mathematics and navigation, gunnery and steam, chemistry, English, natural philosophy, and French.

Congress authorized the Naval Academy to begin awarding bachelor of science degrees in 1933. The Academy later replaced a fixed curriculum taken by all midshipmen with the present core curriculum plus 18 major fields of study, a wide variety of elective courses and advanced study and research opportunities.

Since then, the development of the United States Naval Academy has reflected the history of the country. As America has changed culturally and technologically so has the Naval Academy. In just a few decades, the Navy moved from a fleet of sail and steam-powered ships to a high-tech fleet with nuclear-powered submarines and surface ships and supersonic aircraft. The academy has changed, too, giving midshipmen state-of-the-art academic and professional training they need to be effective naval officers in their future careers.

The following are some of the many traditions of the Naval Academy.


ANCHORS AWEIGH

"Anchors Aweigh" was written by Lt. Charles Zimmermann, Musical Director of the Naval Academy in 1906, with the lyrics provided by Alfred H. Miles of the Class of 1906, as a fight song for the 1907 graduating class instead of the usual class march. Zimmermann had composed for previous classes. The song made its debut at the 1906 Army-Navy game, and when the Midshipmen won the game, the song became traditional at this game. It gained national exposure in the 1920s and 1930s when it was heard on the radio and was in a number of popular movies. In 1997 a one-hour documentary on the history of Navy football, titled "Anchors Aweigh for Honor and Glory", was produced by NFL Films. The film was deemed a success by both critics and fans alike. Here are the words:

*Stand Navy down the field, Sails set to the sky,
We'll never change our course, So Army you steer shy.
Roll up the score, Navy, Anchors Aweigh,
Sail Navy down the field, And sink the Army,
Sink the Army Grey*

BILL THE GOAT

The first recorded use of a goat mascot for Navy athletic teams was in 1893 when an animal named El Cid (The Chief) was turned over to the Brigade by young officers of the USS New York. El Cid helped Navy to a 6-4 triumph over Army that year. Two cats, a dog, and a carrier



HISTORY ADDITIONS

pigeon have also enjoyed brief reigns as the Navy mascot, but goats have served without interruption since 1904.

Bill XXXVII (37) is the current mascots. A group of midshipmen from the 8th company, known as Team Bill, are trained as goat handlers to ensure the goats' safety, security and comfort on the sidelines during football games.

BLUE & GOLD

This song was written in 1923 by Cmdr. Roy de Saussure Horn, USN (Ret.) with music composed by J.W. Crosley. Following every home athletic competition, the team faces its fans with its hand on its heart and sings the following:

*Now, colleges from sea to sea
May sing of colors true;
But who has better right than we
To hoist a symbol hue?
For sailors brave in battle fair,
Since fighting days of old,
Have proved the sailor's right to wear
The Navy Blue and Gold*

ENTERPRISE BELL

From the bridge of the famed World War II aircraft carrier, it has been a part of the Naval Academy tradition since 1950. The late Admiral Harry W. Hill, then Superintendent, was instrumental in bringing the "E" Bell to Annapolis. It rings during special ceremonies honoring the sports teams that won the N-Star against Army. The bell is stationed in front of Bancroft Hall.

HERNDON CLIMB

The Herndon Monument Climb is the traditional culmination of plebe year at the Naval Academy. Demonstrating the teamwork and perseverance they have learned during their first year at the academy, the plebes build a human pyramid to remove the "dixie cup" hat at the top of the vegetable shortening-covered monument and replace it with an upperclassman's hat. After successfully completing the Herndon climb, the freshmen are no longer called plebes but "fourth class midshipmen."

MIDSHIPMAN

The word midshipman first appeared in English in the 17th century in the form of the word midshipman to designate those men who were stationed "amidships," i.e. in the waist or middle portion of the vessel, while on duty. By 1687, however, the second 's' had been dropped to give the current form of the word. Midshipmen were originally boys, sometimes as young as seven or eight, who were apprenticed to sea captains to learn the sailor's trade.

In the early days of the American Navy, midshipmen trained aboard ship until they were eventually commissioned as ensigns. With the founding of the Naval Academy in 1845, it became possible, as it still is, for a midshipman to enter the Navy directly from civilian life. The name of students at the Naval Academy changed several times between 1870 and 1902, when Congress restored the original title of Midshipman, and it has remained unchanged since.



ATHLETIC FACILITIES

Navy is dedicated to providing its student-athletes top-notch game day and practice atmospheres in every sport. Navy annually ranks among the league leaders in attendance in nearly every sport and has hosted numerous Patriot League and NCAA Championship events. Recently, many of the facilities have undergone extensive renovations, showing Navy's commitment, dedication and passion to provide the very best for its athletes.

Navy has played host to the NCAA Men's Lacrosse Quarterfinals seven times, the NCAA Women's Lacrosse Championship Weekend, the 2022 NCAA Division III Football National Championship game, the season-opening Veterans Classic for men's basketball featuring some of the top teams in the country including two teams that went to the Final Four the same year they participated, Michigan State and North Carolina, the College Squash Association Individual Championship, the CWSA Eastern Water Polo Championship, the EIWA Wrestling Championship, the NCAA Zone Diving Championship, the ECAC Swimming Championship, the Women's Intercollegiate Sailing National Championship, the ECAC and the USAG Collegiate Gymnastics Championship, is the yearly home of the Military Bowl and in 2017 hosted the Naval Academy Baseball Classic exhibition game between the Washington Nationals and Boston Red Sox at Terwilliger Brothers Field at Max Bishop Stadium. In 2018, the Naval Academy hosted an NHL hockey game at Navy-Marine Corps Memorial Stadium between the Washington Capitals and the Toronto Maple Leafs. The Glenn Warner Soccer Facility hosted the U.S. Men's National Team for a 10-day training camp in the summer of 2019.

Navy's facilities have also undergone major renovations and construction improvements, from the building of the \$52 million Wesley A. Brown Field House to a \$64 million overhaul of Navy-Marine Corps Memorial Stadium that gives the Midshipmen a dominant home-field football presence and made the facility the finest in college lacrosse.

The renovation of Ricketts Hall was completed in the fall of 2021 with the 25,000 square foot Ron Terwilliger Center for Student-Athletes at Ricketts Hall (\$28 million), which will provide the public with extensive information regarding the physical mission and will provide much needed program space for the varsity teams including a new auditorium. The center also includes a 5,000 square-foot rehabilitation center for student-athletes.

Other major facility improvements include the \$18.5 million Brigade Sports Complex, the \$18 million Hubbard Hall Rowing facility renovation, a \$10 million renovation to the Lejeune Hall pool that included new tile throughout both the 50 meter pool and dive well, a replacement of the dive towers and the addition of video boards, a \$5 million renovation of Rip Miller Field (removed crown, installed vertical drainage, replaced bleacher and press box), the \$1.8 million Willis Bilderback-Dinty Moore Navy Lacrosse Hall of Fame, a \$6 million renovation at the Naval Academy Golf Course, a \$3 million expansion of the Prager Family squash facility at Halsey Field House that added a doubles squash court, new bleacher seating, digital displays and upgraded team spaces, the \$5 million Prusmack Rugby complex, a \$5.1 million renovation and expansion of the Halsey Field House multipurpose basketball facility giving both teams new locker rooms, player lounges with adjacent film rooms, expanded athletic training room with dedicated hydrotherapy room and new coaches' locker rooms, a \$1.2 million renovation to Max Bishop Stadium (baseball) for lights, the Joe Duff hitting facility and a new video board and a \$950 thousand new indoor track Beynon Sports polyurethane surface at Wesley Brown Field House.

Other facility improvements have included new nutrition areas in Lejeune Hall and at the Glenn Warner Soccer Complex, the Athletic Hall of Fame at Lejeune Hall, a new scoreboard and outdoor track surface for men's and women's track & field in Ingram Field, Ricketts Hall training room expansion, a new video board at Alumni Hall, a new press box at the Glenn Warner Soccer facility, new hammer throw venues for track & field, a new scoreboard for swimming and a new wrestling locker room at Lejeune Hall, major renovations at Macdonough Hall for water polo, the Dyer Tennis Center renovation which included a complete interior renovation to provide a new locker room, showers and lounge for men's tennis plus a new coaches' office suite and adjacent outside deck with awning and in Halsey Field House installation of FieldTurf, installation of new fully retractable perimeter protective net system, full interior wall painting, refurbishment of original wood fixed bench bleachers, addition of decorative banners from the rafters and the addition of backlit signs along both long walls of the arena.



2023 NAVY FOOTBALL



NAVY-MAR MEMORIAL

Navy-Marine Corps Memorial Stadium was initially renovated with the first of three phases over a four-year time period (2002-05) and transformed into a state-of-the-art multi-use facility hosting Navy football, sprint football and men's and women's lacrosse as well as a myriad of other local, regional, national and international events.

A fourth phase (2011-15) of renovations enhanced the venue's recruiting suites, hospitality facilities, scoreboards and locker rooms.

The \$80M project was privately funded by the Naval Academy Foundation and the Naval Academy Athletic Association (NAAA). 360 Architecture of Kansas City, Kan. and Alt, Breeding, Schwarz of Annapolis, Md. directed the design.

The newest components include two state-of-the-art video scoreboards, chair back seating, ADA seating platforms and access ramps, concession stands, end zone seating, luxury suites, and additional sideline seating created by lowering the playing field to give the stadium a more intimate look and feel.

In 2004, a 12,000 square-foot banquet facility was constructed to host class reunion dinners and other Naval Academy functions.

The first floor Admiral William Lawrence N-Room houses plaques listing the names of all USNA varsity letterwinners and can seat 600 for a banquet or formal dinner.

The second floor is the home of the Bilderback-Moore Navy Lacrosse Hall of Fame. The James H.H. Carrington Room is part of the Hall of Champions that displays lacrosse photos, trophies, memorabilia and a multimedia presentation representing the proud tradition of Navy lacrosse.

The banquet rooms are serviced by a full kitchen and bar areas with a fully-integrated audio and video system that features 10 large screen televisions and the ability to give business presentations on both levels of the banquet facility.

The banquet facility is just one of many hospitality areas located in the stadium complex. Ten sideline suites are located on the lower east side of the stadium and eight in the south end zone. Large party tents are utilized with great views of the field

in the southeast and southwest corners of the facility. Class reunions are frequently held in Class Ring North, located behind the battle arches in the north end, offering alumni an in-stadium tailgating opportunity.

A renovated press tower was completed prior to the 2004 season.

The fourth level, named the Flag Bridge, was erected under the old press area in the seating bowl. It has 71 permanent seats in front of additional stools, tables and chairs which allows for flexibility in hosting game day viewing or special events on non-game days.

The fifth level is dedicated to the writing press, radio booths, coaches' booths, scoreboard, public address and operations areas and the sixth level holds six suites.


In 2005, the lower concourse restrooms were expanded and the concourse was totally resurfaced. A major change to the stadium came with the installation of a new synthetic field surface which allows the stadium to be used 365 days a year.

In the summer of 2010, four luxury boxes, a television booth and camera locations were constructed on the Upper East Side. The relocation of the television production allows television to better capture the Navy sideline and Brigade of Midshipmen. In order to enhance the Stadium's ADA capabilities, two new elevators make stops at the lower portion of the upper deck to allow for fans to access their seats via a pedestrian bridge.

In the summer of 2011, a new playing surface was installed at Navy-Marine Corps Memorial Stadium. The monoblade monofilament turf system was installed by FieldTurf making Navy the first FBS program with this type of field.

In the summer of 2013 two new state-of-the-art high-definition video boards were installed, the brand new construction of two enclosed recruiting and hospitality reception areas (Yeager and Minter Pavilions) were completed in the south end zone and the home team locker room was completely refurbished. The Yeager Pavilion, on the press box side of the stadium, is also home of the Cmdr. Michael B. Clark and Lisa

INE CORPUS L STADIUM



Quadrini Postgame Media Center.

In the summer of 2014, following a private dedication, the east tower formally became known as Akerson Tower, named in honor of distinguished Naval Academy graduate, Daniel F. Akerson '70. Additionally, two identical club lounges (The Athletic and Scholarship Programs Trustee Club and the 1963 Football Team Club), with dedicated seating, were constructed on either side of the existing Akerson Tower upper-level suites to provide a premium game day experience for up to 350 people. The two clubs officially opened before the 2015 season. Two additional suites were also added with the new club level.

In 2016, a new south end zone video board was added to match the exact size and dimensions of the north end board. This gives the stadium two of the largest boards in the country in venues of comparable size.

The stadium also got new Field Turf in the summer of 2019 which included a remembrance of Joe Bellino with his name and number on the field.

In the summer of 2021, ALL IN nameplates were affixed to a section of benches in the midshipmen seating area. The name plates represent those season ticket holders who donated their 2020 football season tickets during the Coronavirus pandemic. Due to county and state health guidelines, general public fan attendance was prohibited during the 2020 football season in Annapolis.

In the summer of 2022, the stadium lighting was retrofitted with a Musco LED lighting system. The new lights will increase the brightness on the field while using 60% less electricity.

The multi-purpose nature of Navy-Marine Corps Memorial Stadium has allowed it to play host to seven NCAA Men's Lacrosse Quarterfinals, the 2005 NCAA Women's Lacrosse Championship, the 2005 Women's Lacrosse World Cup, the 2013 First and Second Rounds of the NCAA Women's Lacrosse Tournament, the 2022 NCAA Division III Football National Championship game, Major League Lacrosse games, as

well as numerous high school, professional and local youth events. The stadium is the home of the Military Bowl, the Annapolis Blues Soccer Club and the site of several Baltimore Ravens' practices. In March of 2018 it hosted an NHL game between the Washington Capitals and the Toronto Maple Leafs and a DC United soccer game.

The memorial aspects of the original structure were preserved and enhanced during the renovations. More than 8,000 chair back memorial plates were removed, refurbished and reinstalled in the new seats. Hundreds of memorial plaques received the same treatment and are featured on the Memorial Plaque Wall in the North Memorial Plaza. Battle arches and class arches have been constructed to tell the illustrious story of the Naval Services. Each combination of battle arches contains a history lesson on the left arch and a description of the particular battle on the right. Each and every battle fought by either the Navy or Marine Corps is depicted through the use of color-coded battle streamers allowing visitors to chronologically view the story of the brave men and women who we honor for their service to our country. There was also an arch dedicated to those that went on to serve in the Air Force.

The stadium was rededicated on Oct. 8, 2005 before Navy's annual battle with Air Force. The Mids won the game 27-24.

The dedication plaque for Navy-Marine Corps Memorial Stadium reads as follows:

"This Stadium is dedicated to those who have served and will serve as upholders of the traditions and renown of the Navy and Marine Corps of the United States. May it be a perpetual reminder that the Navy and Marine Corps are organizations of men trained to live nobly and serve courageously in peace, champions of our integrity; in war, defenders of our freedom."



NAVY-MARINE CORPS MEMORIAL STADIUM THE CONSTRUCTION

Navy unveiled its newest pride and joy, the \$3 million dollar Navy-Marine Corps Memorial Stadium, before 25,000 spectators by beating William & Mary, 29-2, on Sept. 26, 1959. Joe Bellino scored the first points in stadium history on a 53-yard touchdown run, while fullback Joe Matalavage rumbled for an 86-yard touchdown run. Quarterback Jim Maxfield led the Navy offense to two more touchdowns as the Midshipmen piled up 289 yards rushing while holding The Tribe to just 101 yards of total offense.

"I remember that we were all very proud of our new stadium and so impressed with how big and beautiful it was," Jim Dunn, an offensive center and captain of the 1959 squad, told the Annapolis Capital. "That stadium really helped put Navy football on the map. It made home games much more of an event."

Plans to construct a new stadium actually began more than two decades before and in 1939, the Naval Academy Athletic Association bought a 106-acre tract of farmland in West Annapolis.

By 1941, architects had completed preliminary plans and specifications, so rough grading of the former Davis-Smith site began.

However, World War II intervened and delayed construction of the stadium until 1956. That is when a survey showed the available athletic space for the Naval Academy intramural program to be woefully inadequate. Demolishing Thompson Stadium, home to Navy football since 1912, would free up five acres of valuable on-campus space for outdoor exercise activities.

Thompson Stadium had become terribly outdated in terms of seating, parking and other amenities and had deteriorated tremendously during its 48-year existence.

Academy officials estimated it would require \$300,000 in renovations just to restore the stadium to limited utility without adding another seat, parking space or improved facilities. As a result, a drive to raise private funds for a new stadium began and was coordinated by Rear Admiral William R. Smedberg III, Superintendent of the Naval Academy at the time. Captain Eugene B. Fluckey served as campaign director and is credited with generating contributions that more than covered the cost of constructing the stadium. The stadium was funded by thousands of dedicated alumni, sailors, marines and friends of the United States Naval Academy, who donated the \$3 million in private gifts. As a result, Navy was able to build a stadium that was worthy of its great football tradition.

"Thompson Stadium wasn't much to speak of. It was like a high school stadium to most of the players," quarterback Joe Tranchini told the Capital. "Navy-Marine Corps Memorial Stadium was definitely a major upgrade."

A portion of this story was reprinted from the *Annapolis Capital*.



NAVY-MARINE CORPS MEMORIAL STADIUM SIGNIFICANT DATES

This year marks the 65th year Navy has played football at Navy-Marine Corps Memorial Stadium. This 34,000-seat facility was built at a cost of \$3 million with all of the money raised through private contributions. The stadium was dedicated on Sept. 26, 1959, when Navy defeated William & Mary 29-2 and was rededicated on Oct. 8, 2005, when Navy defeated Air Force 27-24.

In the 291 games played in the stadium, the Midshipmen have attracted 7,677,737 fans. Navy drew the largest crowd in stadium history in 2013 when 38,225 fans packed Navy-Marine Corps Memorial Stadium to watch Navy beat Air Force 28-10.

As it heads into the 2023 season, Navy owns a 173-115-1 (.600) record in games played at Navy-Marine Corps Memorial Stadium.

SIGNIFICANT MOMENTS

Sept. 26, 1959 – Navy defeats William & Mary 29-2 in the first game played at the stadium.

Sept. 24, 1960 – President Eisenhower watches as the Midshipmen defeat Villanova 41-7.

Nov. 12, 1960 – Heisman Trophy winner Joe Bellino of Navy sets a school record by scoring four touchdowns in a 41-6 win over Virginia.

Oct. 26, 1963 – Heisman Trophy winner Roger Staubach leads the Mids to a 24-12 win over unbeaten Pittsburgh by completing 14-of-19 passes, seven to Jim Campbell.

Sept. 23, 1967 – Navy receiver Rob Taylor sets school records for most catches (10) and most yards receiving (140) in a game, as Navy beats Penn State 23-22 when Taylor catches a 16-yard TD pass with 57 seconds left.

Nov. 12, 1977 – Navy beats Georgia Tech 20-12 as Naval Academy alumnus President Jimmy Carter watches.

Sept. 12, 1981 – Navy defeats The Citadel for its 500th all-time win.

Nov. 7, 1981 – Eddie Meyers sets a Navy record for most rushing yardage in a game with 298 yards and four touchdowns in the Mids' 35-23 win over Syracuse.

Nov. 17, 1984 – Navy defeats second-ranked South Carolina 38-21 in one of the biggest upsets ever for the Mids. It marks only the third time Navy has beaten an opponent ranked this high.

Sept. 22, 1990 – Alton Grizzard becomes Navy's all-time career total offense leader in a 23-21 win over Villanova.

Oct. 5, 1996 – The Mids explode for 64 points to top Duke 64-27 on Homecoming.

Nov. 9, 1996 – Navy clinches its first winning season since 1982 with a 30-14 victory over Delaware.

Sept. 13, 1997 – Chris McCoy ties an NCAA record by rushing for three touchdowns on consecutive carries, as Navy defeated Rutgers 36-7.

Oct. 18, 1997 – Gerald Wilson returns an interception 95 yards for a touchdown, as Navy defeats VMI 42-7. The 95-yard interception return is a stadium record and second longest in school history.

Nov. 22, 1997 – Pat McGrew had a 91-yard touchdown run, second longest in school history and longest in stadium history, as Navy rolls over Kent State 62-29.

Nov. 22, 2003 – Quarterback Craig Candeto directed touchdown drives on all eight possessions he played as Navy destroyed Central Michigan 63-34 in front of a Senior Day crowd of 29,527. The win made Navy bowl eligible for the first time since 1996.

Nov. 20, 2004 – Seniors Kyle Eckel, Aaron Polanco and Eric Roberts rushed for two touchdowns apiece as Navy routed Rutgers 54-21, in front of a Senior Day crowd of 33,615. Navy, which scored 47-consecutive points in the game, rushed for 476 yards and had 613 yards of total offense. The victory gave the Mids an undefeated record at home for the first time since 1996.

Oct. 8, 2005 – On a day that was already special because of the rededication of Navy-Marine Corps Memorial Stadium, sophomore Joey Bullen made it even more memorable by drilling a 46-yard field goal with four-tenths of a second remaining to give Navy a thrilling 27-24 comeback victory over Air Force.

Aug. 30, 2008 – Shun White rushed for a school-record 348 yards and three touchdowns on just 19 carries to lead Navy to a season-opening 41-13 victory over Towson.

Nov. 1, 2008 – Linebacker Clint Sovie's 42-yard fumble return for a touchdown with 37 seconds left in regulation capped a 20-point rally in the final 9:16 to send the game into overtime and quarterback Ricky Dobbs' one-yard run in the extra session gave Navy a miraculous 33-27 overtime victory over Temple.

Sept. 26, 2009 – Navy celebrated the 50th anniversary of the first game played at Navy-Marine Corps Memorial Stadium by wearing replica 1959 jerseys against Western Kentucky. Quarterback Ricky Dobbs rushed for 143 yards and four touchdowns in the 38-22 victory.

Oct. 3, 2009 – The Navy defense completely shut down the nation's top rushing offense, while junior kicker Joe Buckley drilled three field goals, including a 38-yarder in overtime, to lead Navy to a 16-13 victory over Air Force in front of a sellout crowd of 37,820.

Nov. 14, 2009 – Ricky Dobbs rushed for a then Navy-Marine Corps Memorial Stadium-record five touchdowns on 26 carries to help lead Navy to a 35-18 victory over Delaware.

Oct. 20, 2012 – Navy scored 10 points in the final 5:30 to come from behind and shock Indiana 31-30 in front of 33,441 fans on Homecoming. Keenan Reynolds hit Matt Aiken with a touchdown pass with 2:02 remaining to give Navy the lead and a Parrish Gaines interception clinched the Mids' first win over a BIG TEN opponent at home since 1926.

Oct. 26, 2013 – One week after missing an extra-point in the second overtime that cost his team a chance to defeat Toledo, Nick Sloan redeemed himself against Pittsburgh booting a 30-yard field goal as time expired to give Navy a thrilling 24-21 come-from-behind victory.

Oct. 25, 2014 – Keenan Reynolds rushed for 251 yards and three touchdowns on 39 carries to give Navy a 49-39 Homecoming victory over San Jose State. Reynolds' first touchdown of the day set the school record for career rushing touchdowns with 50.

Nov. 15, 2014 – Keenan Reynolds rushed for a career-high 277 yards and a stadium-record six touchdowns to lead Navy to a 52-19 victory over Georgia Southern.

Sept. 19, 2015 – Keenan Reynolds ran for five touchdowns and 142 yards as the Midshipmen dominated East Carolina in their American Athletic Conference debut 45-21.

Oct. 3, 2015 – Keenan Reynolds rushed for 183 yards to lead Navy to a 33-11 rout of Air Force. It was Navy's largest margin of victory in the series since 1978.

Oct. 31, 2015 – Keenan Reynolds scored twice in the fourth quarter to tie the collegiate mark for career rushing touchdowns and Navy set a school record with three 100-yard rushers in a 29-17 victory over USF. Reynolds finished with 117 yards rushing, while Chris Swain rushed for a game-high 131 yards and Dishan Romine had 117 yards. It marked the first time in program history that three players each rushed for 100 or more yards in a game.

Nov. 14, 2015 – Keenan Reynolds shattered the FBS career rushing touchdown record, scoring four rushing touchdowns against SMU in Navy's 55-14 rout of the Mustangs. The four rushing touchdowns gave Reynolds 81 in his career, surpassing Montee Ball's record of 77.

Dec. 28, 2015 – Keenan Reynolds wrapped up his record-setting career in spectacular fashion, rushing for three scores and passing for another to lead Navy to a 44-28 victory over Pittsburgh in the Military Bowl. Reynolds' final touchdown, with 4:19 remaining, clinched the win and gave him 88 total touchdowns for his career, breaking the tie with Louisiana Tech's Kenneth Dixon for most touchdowns in FBS history. The win was the 11th on the year for Navy, which is a school record.

Oct. 22, 2016 – Will Worth rushed for 115 yards and threw two touchdown passes to help lead Navy to a 46-40 victory over #6 Houston. It was Navy's first win over a team ranked in the Top 10 since 1984. Navy entered the game as a 17-point underdog, but shredded the No. 1-ranked rushing defense in the country for 306 yards on the ground. Josiah Powell's 34-yard interception return for a touchdown was the big play of the game.

Oct. 7, 2017 – Zach Abey threw a 16-yard touchdown pass to Tyler Carmona with 15 seconds left to lead Navy to a 48-45 victory over Air Force in front of a stadium-record crowd of 38,792.

Nov. 11, 2017 – Malcolm Perry rushed for 282 yards and four touchdowns in his first career start at quarterback and backup kicker JR Osborn hit an 18-yard game-winning field goal as time expired to give Navy a 43-40 victory over SMU. Perry's 282 yards rushing are the third most in school history.

Dec. 28, 2017 – Zach Abey came off the bench to rush for five touchdowns, and starting quarterback Malcolm Perry ran for 114 yards and two touchdowns as Navy rolled to an easy 49-7 victory over Virginia in the Military Bowl presented by Northrop Grumman.

Oct. 5, 2019 – Malcolm Perry scored on a 4-yard touchdown run with 23 seconds remaining to give Navy a stunning 34-25, victory over Air Force. The Falcons had scored 16 consecutive points in the final quarter and took the lead on a 1-yard run by Taven Birdow with 3:15 left in the game. However, Perry led an 11-play, 75-yard scoring drive to claim the victory in the first leg of the Commander-In-Chief's Trophy. Navy linebacker Tony Brown returned a fumble 7 yards in the closing seconds to round out the scoring.

Oct. 26, 2019 – Bijan Nichols kicked a 48-yard field goal as time expired and Navy edged Tulane 41-38. Nichols' kick - a yard shy of a career long - capped a seven-play drive in the final 61 seconds to secure bowl eligibility for the Midshipmen for the 15th time in 17 years. Sophomore fullback Jamale Carothers rushed for a career-high 154 yards and accounted for four touchdowns and quarterback Malcolm Perry rushed for 142 yards and threw for a touchdown for the Midshipmen.



NAVY-MARINE CORPS MEMORIAL STADIUM

THE DANIEL F. AKERSON TOWER

The east side tower of Navy-Marine Corps Memorial Stadium was officially dedicated the Daniel F. Akerson Tower in a private ceremony on May 1, 2014. Dan '70 and Karin Akerson established the largest private gift in Naval Academy history with their \$20 million commitment to the school, a significant portion of which served as the lead gift for the Phase IV renovations to Navy-Marine Corps Memorial Stadium that commenced in the summer of 2013. Their generous contribution paved the way for the installation of two new state-of-the-art high-definition video boards, the construction of two enclosed recruiting and hospitality reception areas in the south end zone, the complete refurbishment of the home team locker room and the construction of two premium club lounges on the upper level of Akerson Tower adjacent to the stadium's existing upper-level suites.

THE FREDERICK & DIANE SMITH ATRIUM IN AKERSON TOWER

Located outside the main elevators in Akerson Tower, the Frederick & Diane Smith Atrium was dedicated in 2019. In recognition of a leadership contribution from the Smith's towards the Phase IV renovations at Navy-Marine Corps Memorial Stadium, the Atrium was named in their honor. This space serves as a lasting tribute in recognition of fellow Marines who fought together in Viet Nam, and in honor of those who made the ultimate sacrifice.

ATHLETIC & SCHOLARSHIP PROGRAMS TRUSTEES CLUB

Located in the south club of Akerson Tower, the Athletic & Scholarship Programs Trustees Club was formally dedicated in the spring of 2016. In recognition of a \$3 million dollar commitment to establish a sustainment and preservation fund for Navy-Marine Corps Memorial Stadium and for over seven decades of dedicated support by the USNA Foundation's Athletic & Scholarship Program Trustees, this space will serve as a lasting tribute to the organization's commitment to Navy athletics.

CMDR. MICHAEL B. CLARK & LISA QUADRINI POSTGAME MEDIA CENTER

Located inside of the Yeager Pavilion, the Cmdr. Michael B. Clark '69 & Lisa Quadrini Postgame Media Center serves as the site for the Navy football program's postgame media interviews. Professional grade audio-visual equipment allows the space to be converted from its in-game hospitality use to its postgame media use. Six video monitors throughout the room ensure that all attendees can have a front-row seat during the Midshipmen's postgame interviews.

JACK STEPHENS FIELD

The United States Naval Academy Campaign: Leaders to Serve the Nation received a \$10 million gift from Mr. Jackson T. Stephens of Little Rock, Arkansas in 2003. The late Mr. Stephens was a 1947 graduate of the Naval Academy and the former Chairman of Stephens Group, Inc. His gift supported the renovations of Navy-Marine Corps Memorial Stadium, the Class of 1947 Legacy project to benefit the Academy's Museum, and other important Campaign priorities. The field at Navy-Marine Corps Memorial Stadium is named "Jack Stephens Field" in his honor.

TERWILLIGER FAMILY SCOREBOARD

The Terwilliger Family is honored to have the north scoreboard named after it for its contribution to the Naval Academy and to the Navy-Marine Corps Memorial Stadium renovation project. Ron Terwilliger is a member of the Class of 1963. His brother Bruce is a member of the Class of 1965. Both were varsity athletes, scholars and served on active duty upon graduation. They are honored to give back to the Naval Academy, which gave so much to them.

THE REAR ADM. HAMILTON LOCKER ROOM COMPLEX

The Rear Adm. Thomas J. Hamilton Locker Room Complex at Navy-Marine Corps Memorial Stadium was officially dedicated at the opening game of the 1992 season. The \$800,000 facility includes home and visiting team locker rooms, training rooms, an officials' dressing area and an office for the stadium supervisor. There are separate dressing and shower areas for coaches in each of the locker rooms. The locker rooms accommodate approximately 100 players and coaches for each team. The 16,000-square-foot structure is of masonry construction and is completely air conditioned. The facility actually includes two buildings and incorporates the arch which has been a traditional part of the entrance at the south end of the stadium. The arch was refurbished to match the decor of the complex. The home team locker room was renovated in the summer of 2013.

CHARLES S. MINTER JR. '37 PAVILION

The gold side recruiting suite was officially dedicated as the Vice Admiral Charles S. Minter Jr. '37 Pavilion in the fall of 2018. Dave '79 and Susan Rich made a leadership commitment towards the Phase IV renovations at Navy-Marine Corps Memorial Stadium and named the Pavilion in honor of Vice Admiral Minter. Vice Admiral Minter served as Commandant of Midshipmen and Superintendent of the United States Naval Academy. The Minter Pavilion provides a versatile space, and is used for hosting prospective midshipmen student-athletes, entertaining athletic donors, holding postgame press conferences, and catering to other special events on non-football weekends.

MIKE & ROBIN YEAGER PAVILION

The blue side recruiting suite was officially dedicated as the Mike & Robin Yeager Pavilion in the fall of 2015. Mike '76, was an outstanding football player at the Naval Academy before serving in the Marine Corps and pursuing a successful career in the energy industry. He and his wife, Robin, made a significant contribution towards the Phase IV renovations to Navy-Marine Corps Memorial Stadium. Their pavilion provides a versatile space, suitable for hosting prospective midshipmen student-athletes, entertaining athletic donors, holding postgame press conferences and catering to a variety of other uses on non-football weekends.

1963 NAVY FOOTBALL TEAM CLUB

Located in the north club of Akerson Tower, the 1963 Navy Football Team Club was formally dedicated in the fall of 2018. In recognition of the team members' significant contribution towards the Phase IV renovations at Navy-Marine Corps Memorial Stadium, this space serves as a lasting tribute to the team. The 1963 team, one of Navy's all-time best, was coached by Wayne Hardin and the captain was Tom Lynch. Roger Staubach won the Heisman Trophy while leading the Midshipmen to a 9-1 regular-season record and a final ranking of No. 2 in the nation.

STADIUM ATTENDANCE RECORDS

1.	38,792	vs. Air Force	October 7, 2017
2.	38,225	vs. Air Force	October 5, 2013
3.	37,970	vs. Pitt	October 18, 2008
4.	37,957	vs. Air Force	October 5, 2019
5.	37,821	vs. Rutgers	September 20, 2008
6.	37,820	vs. Air Force	October 3, 2009
7.	37,615	vs. Air Force	September 29, 2007
8.	37,506	vs. Air Force	October 1, 2011
9.	37,094	vs. Pitt	October 26, 2013
10.	36,997	vs. Air Force	September 11, 2021

50TH ANNIVERSARY

NAVY-MARINE CORPS MEMORIAL STADIUM

In 2009, the Naval Academy Athletic Association celebrated the 50th anniversary of Navy-Marine Corps Memorial Stadium by honoring the 1959 Navy team that defeated William & Mary in the first game played at the stadium and announcing an all-time Navy-Marine Corps Memorial Stadium team. The 2009 team wore 1959 replica jerseys against Western Kentucky to celebrate the 50th anniversary of the first game.

NAVY-MARINE CORPS MEMORIAL STADIUM 50TH ANNIVERSARY TEAM

OFFENSIVE LINE

Terrence Anderson (1996-99)
Skip Dittmann (1963-66)
Brian Drechsler (1994-97)
Jim Freeman (1961-64)
J.D. Gainey (1995-98)
Anthony Gaskins (2005-08)
Antron Harper (2004-07)
Jeff Johnson (1980-83)
Tom Lynch (1960-63)
Frank McCallister (1977-80)

WIDE RECEIVERS

Bert Calland (1970-73)
Greg Mather (1958-61)
Phil McConkey (1975-78)
Rob Taylor (1964-67)

RUNNING BACKS

Joe Bellino (1957-60)
Cleveland Cooper (1971-74)
Reggie Campbell (2004-07)
Napoleon McCallum (1981-85)
Eddie Meyers (1978-81)

QUARTERBACKS

Kaipo-Noa Kaheaku-Enhada
(2005-08)
Chris McCoy (1994-97)
Roger Staubach (1961-64)

DEFENSIVE LINE

Bill Dow (1964-67)
Tim Jordan (1978-81)
Bob Kuberski (1989-92)
Andy Person (1992-95)
Eric Rutherford (1981-84)
Jeff Sapp (1973-76)
Charlie Thornton (1976-79)

LINEBACKERS

Clint Bruce (1993-96)
Andy Bushak (1972-75)
Mike Kronzer (1977-80)
David Mahoney (2003-06)
Vince McBeth (1983-86)
Andy Ponseigo (1980-83)
Tyler Tidwell (2003-06)

SECONDARY


Gervy Alota (1994-97)
Sean Andrews (1994-97)
Rick Bayer (1964-67)
Marc Firlie (1983-86)
Chris Lepore (1997-00)
Chet Moeller (1972-75)
Josh Smith (2001-04)
John Sturges (1974-77)

SPECIALISTS

Tray Calisch (1996-99)
Steve Fehr (1978-81)
Matt Harmon (2005-08)
John Skaggs (2000-03)

COACHES

Wayne Hardin (1959-64)
Paul Johnson (2002-07)
George Welsh (1973-81)



Cleveland Cooper (1971-74)




Bill Dow, DL (1964-67)



Chris McCoy, QB (1994-97)



John Skaggs, P (2000-03)



FOOTBALL FACILITIES

RICKETTS HALL

Navy's football team has the use of one of the top facilities in the country in Ricketts Hall. A \$12 million renovation of Ricketts Hall has provided upgraded meeting rooms for the football team, offices for the football coaches, a player's lounge for the football team and offices for the Naval Academy Athletic Association administrators, business and ticket offices, sports information and sports promotions and marketing.

In 2004, a renovation was completed that added a trophy and reception room, as well as new football offices and meeting rooms.

In 2007, the weight room was renovated with new lighting, synthetic turf sprint lanes and a new paint scheme. The football locker room was also completely renovated to increase the size of the facility, which included a player's lounge area complete with big screen televisions and video games.

In 2011, the training room was completely renovated, as were Rip Miller Field and the coaches locker rooms.

In 2014, a new turf field was installed on Rip Miller Field that was identical to the turf at Navy-Marine Corps Memorial Stadium.


In 2015, a new 1,800-square-foot lounge with a glass wall overlooking the weight room was added, as well as a newly created nutrition room, renovated office space for six strength and conditioning coaches and a new 1,350 square-foot football coaches locker room adjacent to the coaching offices on the third floor.

The most recent addition is the Ron Terwilliger Center for Student-Athletes at Ricketts Hall, which will be a must-see destination for Navy recruits and visitors to the Academy. This state-of-the-art facility will illustrate the Academy's robust physical mission, showcase Navy's rich and vibrant athletic history and celebrate the achievements of Navy's student-athletes on and off the field. The facility is designed to contain an immersion theater, a 250-seat auditorium, an Army-Navy tribute exhibit, an executive conference room and an interactive display that celebrates the many facets of midshipmen student-athletes.

Ricketts Hall is named after Admiral Claude Vernon Ricketts, a 1929 graduate who played end for the Midshipmen, earning a varsity letter in 1928. During the battle at Pearl Harbor, Ricketts received a Letter of Commendation for his efforts to save his ship and his mortally wounded captain. He later became Commander Second Fleet and then assumed duties as the Vice Chief of Naval Operations.

THE CLASS OF 1972 SPORTS PERFORMANCE AND REHABILITATION FACILITY

A new state of the art rehabilitation center opened in the fall of 2021 to service all Midshipmen athletes. It consists of six treatment tables with modalities ranging from a Hivamat to Gameready, plus a fully operational Physicians Clinic to provide initial care or follow-up care. There will also be a designated space for our athletes to utilize recovery equipment. The recovery area will consist of Vibe Plates, foam



2023 NAVY FOOTBALL

rollers and five Deluxe Lounge chairs that recline and allow the student athlete to utilize a compression garment created by Recovery Pump. Another key item that will be utilized in this area is a piece of rehabilitation equipment created by Delos. It helps prevent and rehabilitate lower body injuries by providing instant feedback and allows the athlete to have better proprioceptive output. As the athlete departs the rehabilitation center, they will be able to utilize a Grab and Go nutrition center in order to continue with the recovery process and to stay fueled up for practice or competition. The 1972 Sports Performance and Rehabilitation Facility was made possible through a leadership gift from the Class of 1972.

STAUBACH LOCKER ROOM

The football locker room, which is named after 1963 Heisman Trophy winner Roger Staubach, was completely renovated in the summer of 2019 and includes 175 custom built lockers.

THE RED ROMO TRAINING CENTER

The Romo Physical Training Center, which is named for Navy's former athletic trainer the late Leon (Red) Romo, incorporates a state-of-the-art rehabilitation therapy pool, Hydroworx, for use by athletic teams and the Brigade of Midshipmen, an AlterG anti-gravity Treadmill, a computerized injury management system which will network with all other training rooms around the Naval Academy and with the Naval Academy Medical Department, updated equipment and treatment modalities and a doctor's examination area with a portable x-ray unit and self chilling cold whirlpools.

JACK LENGYEL STRENGTH & CONDITIONING FACILITY

Overlooking the Severn River and the Chesapeake Bay sits the Ricketts Hall weight room.

Bryan Fitzpatrick, Jim Kiritsy and the rest of the strength and conditioning staff instruct the Midshipmen in their daily workouts. Programs are structured to help the athletes maximize their overall athletic abilities. A variety of speed/strength workouts are organized throughout the year, both in-season and off-season. Olympic-style lifts, which include the

snatch and the clean and jerk, are the core exercises used at the Naval Academy. Variations of these lifts, along with squatting and pressing exercises, are performed during each workout. Flexibility, speed and agility development, conditioning and nutritional information are the final components of each daily workout.

Encompassing 12,000-square feet of prime weightlifting space, the Midshipmen complete their speed/strength workouts on:

• 24 Rogers Pendulum Half Racks (each station includes):

- Plae Olympic platform
- Multi-purpose cable pulley unit
- Dip bars
- Pull up bars
- Hyper-extension
- Multi-purpose bench
- 500+lbs of Intek weights plus bar
- 12 Intek dumbbell stations 20lbs-135lbs
- 12 Rogers Pendulum 5-way Neck mechanics
- 12 Rogers Pendulum Glute Hams
- State-of-the-art speed development equipment which includes a 10x20 yard indoor turf
- 12 Rotating 65" flat screen TV's with integrated high tech computer system split into 4 separate zones, used to post individualized workout programs, messages, timing clocks and training videos all of which are connected to a 3,000-watt speaker system for premium sound. The system also has a built in video control system which enables the strength & conditioning staff to video an athlete performing an exercise and play it back instantly to ensure proper technique is being performed.

LYNCH FOOTBALL WARDROOM

The Lynch Football Wardroom, which features a nutritional center, provides Midshipmen football student-athletes a place to gather, relax and re-energize between training, classes and practice. The wardroom was renovated in the summer of 2019 and is named in honor of the Navy Football Brotherhood and the 1963 Navy football team through a leadership gift from Tom Lynch '64, the Captain of the 1963 Navy football team.



CHET GLADCHUK

DIRECTOR OF ATHLETICS

Entering his 23rd year as President of the Naval Academy Athletic Association and Director of Athletics, Chet Gladchuk has overseen the most successful era in the history of Navy Athletics.

During Gladchuk's tenure at the Naval Academy, he has seen the Midshipmen win four national championships, 235 conference titles, produce 325 All-Americans and 133 College Sports Communicators Academic All-Americans.

In 2022-23, Navy teams posted a 267-229-14 (.537) record, had 20 All-Americans, 7 Academic All-Americans, 4 Patriot League Scholar-Athletes of the Year, 14 national or conference coaches of the year, 20 national or conference athletes of the year, won 17 conference championships and men's rugby won the Division 1A National Championship.

The Mids once again won the Star Series presented by USAA against Army, going 14-10 against the Black Knights. The Mids also won the overall series against Army, posting a 20-19 (.513) record.

Navy claimed its ninth-consecutive Patriot League Presidents' Cup, winning a school record 11 conference championships during the 2022-23 academic year to sit atop the overall standings. The Midshipmen also topped the men's standings.

Navy's current streak of nine-consecutive overall titles are the most in Patriot League Presidents' Cup history, eclipsing Bucknell's streak of seven-straight titles from 1998-2004. Navy has won 10 titles overall and has finished first or second over the last 16 years. Prior to Gladchuk becoming the Director of Athletics, Navy finished higher than fifth just once in 1999-00.

Over the last 10 years, Navy has won 75 conference championships, the next closest school is Boston University with 35.

Navy maintains national stature in the classroom as well with 20 of its 24 NCAA sponsored teams above the national average for their respective sport in the Academic Progress Report.

Since Gladchuk has been the Director of Athletics, Navy has added six varsity sports (women's lacrosse, women's golf, women's tennis, women's triathlon, women's rugby and men's rugby) to give Navy 36 varsity sports teams, tied with Stanford and Ohio State for the most in the Football Bowl Subdivision.

Gladchuk's efforts have been recognized on a national level. He received the John L. Toner Award from the National Football Foundation Hall of Fame in December of 2016, which recognizes an athletics director who has demonstrated superior administrative abilities and shown outstanding dedication to college athletics. Gladchuk was recognized for engineering the move to the American Athletic Conference, which will secure Navy's future as a FBS program of national stature for years to come.

Gladchuk, who is the longest tenured athletic director in the FBS, joined the College Football Playoff committee prior to the start of the 2022 football season.

Gladchuk has received the Bobby Dodd Athletic Director of the Year Award. This national award is presented in recognition of an athletic director's support and commitment toward the successful advancement of intercollegiate athletics. He has been recognized by the Secretary of the Navy for his contributions and service



to the Navy and the Naval Academy with the Superior Public Service Award to the Department of the Navy. He was awarded the Commodore Perry Distinguished Citizens Award by the Navy League, has served as the President of the Division I Athletic Directors Association and is a member of the prestigious Division I FBS College Football Playoff Committee. Recently he was the finalist for the Sports Business Journal's Athletic Director of the Year award.

Gladchuk has been able to parlay Navy's athletic success into a television partnership with CBS Sports Network that has increased Navy's television exposure both in the United States and internationally.

CBS Sports Network, the first 24-hour college sports network, televises every Navy home and select neutral site football games (excluding Notre Dame and Army which are televised nationally by CBS), as well as other Midshipmen men's and women's athletic events, original programming and documentaries centered on

the storied Navy athletic program. The long-term, multi-media agreement includes internet streaming, broadband and video-on-demand rights and high definition rights. A major part of the agreement was that all home football games would be played on Saturday for the convenience of the Navy alumni. Navy sports are seen all over the world with the international distribution of Navy programming, especially to the troops serving abroad. Navy's contract with CBS Sports Network runs through 2027. In addition, as a member of the American Athletic Conference for football, every road game is televised by major networks.

Gladchuk added radio giants WBAL (1090 AM) in Baltimore and WFED (1500 AM, 1050 AM, 820 AM) in Washington D.C./Northern Virginia to Navy's radio network. WBAL Radio, which is Maryland's dominant and most powerful radio station. WFED Radio, which is also the home of the Washington Nationals, is a 50,000-watt station that will air 10 regular-season football games.

Since being introduced as the Academy's 28th Director of Athletics on Sept. 4, 2001, Gladchuk has pressed forward on numerous fronts with high energy and ever-expanding vision. From the hiring of some of the top coaches in the country to the renovation of Navy-Marine Corps Memorial Stadium, Gladchuk has made improvements in many key areas that will prove success on the athletic fields for years to come.

Gladchuk's initial impact on the Naval Academy was the \$80 million renovation of Navy-Marine Corps Memorial Stadium. Under his vision and leadership, the stadium was completely refurbished over a three-phase time frame. Gladchuk worked closely with the city, county, state and neighborhood associations to ensure proper communication and sensitivity to issues that benefit both the NAAA and community at large. Gladchuk was awarded the Green Star award by the City of Annapolis for commitment to the environment and the neighborhood during the ongoing renovation of Navy-Marine Corps Memorial Stadium.

Gladchuk and the NAAA have also teamed up with the Naval Academy Foundation to raise private funds for every physical mission facility, such as the new 25,000 sq. ft. Physical Mission Center in Ricketts Hall, Brigade Sports Complex (golf, tennis, hockey, rugby, etc.), Max Bishop Stadium (baseball), varsity squash

2022-23 NAVY ATHLETICS YEAR IN REVIEW

Overall Record

267-229-14 (.537)

By The Numbers

20 All-Americans

20 Conference Athletes of the Year

16 Conference Championships

14 Conference / National Coaches of the Year

7 Academic All-Americans

1 National Championship

Patriot League Presidents' Cup Champs
for the Ninth-Consecutive Year



courts, all team locker rooms and all practice facilities. Over the past decade, more than \$200 million non-appropriated dollars have been raised in support of capital projects in support of the physical mission and intercollegiate athletics. In addition, as a 501c3 non-profit business entity, under Gladchuk's leadership, the Naval Academy Athletic Association has externally generated essentially all annual operating funding to support 36 varsity sports programs, provide coaching and staffing salaries, maintenance expenditures for many major athletic facilities, and new initiatives as they are developed. During Gladchuk's tenure, over \$800M has been externally generated with non-appropriated funding in support of the annual operation of intercollegiate athletics and the physical mission.

Other highlights during Gladchuk's tenure at the Naval Academy include the renegotiation of the Army-Navy contract which resulted in over \$50 million to the two schools over an eight-year period, scheduling Maryland, Notre Dame, Ohio State and Army at M&T Bank Stadium in Baltimore to promote Navy football in the community, negotiating the extension of the Navy-Notre Dame and Army-Navy football game television contract with CBS and negotiating bowl deals with the Houston, Emerald, Poinsettia, Meineke Car Care, EagleBank, Texas, Armed Forces and Military Bowls.

Gladchuk is heavily involved with many NCAA, the American Athletic Conference and Patriot League committees. He was selected to serve on the NCAA Leadership Council, which is one of the highest NCAA appointments an athletic director can realize. The council helps set the Division I legislative agenda and advises the NCAA regarding major legislative issues being considered.

Gladchuk has been on the NACDA (National Association of Collegiate Athletic Directors) Executive Committee and served as the Chairman of the Executive Committee in the Patriot League and a member of the NCAA Olympic Sport Liaison Committee. Currently he remains President of the Naval Academy Golf Association and recently led a capital campaign to successfully complete a \$10M renovation of the course.

Gladchuk came to the Naval Academy from the University of Houston, where he had been the Director of Athletics for four years and guided the Cougars to 19 Conference USA Championships, while making significant strides in the academic success of their student-athletes, gender equity and fiscal management.

Before Houston, Gladchuk was the Director of Intercollegiate Athletics, Intramurals and Recreation for seven years at his alma mater, Boston College. Under Gladchuk, Boston College emerged as one of the NCAA's elite programs of the 1990s winning numerous Big East and NCAA Championships. The school's graduation rate for all student-athletes was annually over 90 percent and the Eagles often won the College Football Association's Academic Achievement

Award for the highest graduation rates among all Division I schools. Gladchuk led the Alumni Stadium expansion effort, which resulted in a \$35 million improvement to the football stadium.

Prior to rejoining Boston College, Gladchuk served as AD at Tulane University from 1987-90. During his tenure, he directed the reinstatement of the Green Wave basketball program to Division I status. In addition, he oversaw the construction of new facilities for the athletics administration as well as baseball, track and field and tennis teams after a \$25 million athletics campaign was successfully completed.

From 1985-87, he served as Associate AD at Syracuse University, heading operations, NCAA compliance, financial aid and facility operations.

Gladchuk lettered three years in football at Boston College and graduated with honors in business management in 1973. He earned a master's in sports administration from the University of Massachusetts-Amherst in 1974, where he began his career in intercollegiate athletics, including serving for seven years as Director of General Physical Education, Assistant and Associate Athletic Director for the university. He also has served as Director of Athletics and head football coach for the New Hampton (Prep) School in New Hampshire prior to leaving for UMass.

He and his wife, Kathy, have four children: John, a graduate of Loyola Marymount; Katie, a graduate of Boston College; Christie, a graduate of Trinity; and Julie, a graduate of the University of North Carolina.

NAVY'S ATHLETIC DIRECTORS

Harris Laning 1895	1910-12	John E. Whelchel '20	1943-44
Arthur P. Fairchild '01	1912-15	Harles O. Humphreys '22	1944-46
Charles Earle Smith '03	1915-17	Edmund B. Taylor '25	1946-48
William F. Halsey Jr. '04	1917-18	Thomas J. Hamilton '27	1948
Douglas L. Howard '06	1918-23	Henry H. Caldwell '27	1949-51
Byron McCandless '05	1923-25	Ian C. Eddy '30	1951-54
Jonas H. Ingram '07	1925-30	Charles Elliott Loughlin '33	1954-57
Henry D. Cook Jr. '03	1930-31	Slade Cutter '35	1957-59
John W. Wilcox Jr. '05	1931-34	Asbury Coward '38	1959-62
Robert C. Giffen '07	1934-37	William S. Busik '43	1962-65
Ernest W. McKee '08	1937-40	Alan R. Cameron '44	1965-68
Thomas S. King II '11	1940-42	J. O. Coppedge '47	1968-88
Harvey E. Overesch '15	1942	Jack Lengyel	1988-2001
Lyman S. Perry '20	1942-43	Chet Gladchuk	2001-present

ACADEMIC ACHIEVEMENT

FIRST-RATE FACULTY AND STAFF

The Naval Academy's philosophy of education stresses attention to individual students by highly qualified faculty members who are strongly committed to teaching. Classes are small, with an average size of fewer than 18 students and a student-faculty ratio of 8:1. All courses at the Naval Academy are taught and graded by faculty members, not by graduate assistants.

Our 600-member faculty is an integrated group of officers and civilians in nearly equal numbers. Officers bring fresh ideas and experiences from operational units and staffs of the Navy and Marine Corps. The academy's civilian faculty members give continuity to the educational program and form a core of professional scholarship and teaching experience. Working together closely, these military and civilian faculty members form one of the strongest and most dedicated teaching faculties of any college or university in the United States.

MAJORS

Students at the Naval Academy can select one of 26 different majors grouped into six different divisions: Division of Engineering and Weapons, Division of Mathematics and Science, Division of Humanities and Social Sciences, Division of Professional Development, Division of Leadership Education and Development, and the Division of Character Development and Training. In addition to graduating with a Bachelor's of Science, students can attain a minor in one of seven different languages: French, German, Spanish, Russian, Japanese, Arabic and Chinese.

Students who excel at the Naval Academy have many opportunities to challenge and advance themselves through several special programs -- Trident Scholars, Honors Programs, and Voluntary Graduate Education Program (VGEP).

ACADEMIC PROGRESS REPORT

Twenty of Navy's 24 NCAA sponsored varsity sports programs rank above the national average in their respective sport in the NCAA Academic Progress Report.

The Academic Progress Rate is a real-time measure of eligibility and retention of student-athletes competing on every Division I sports team. The APR awards two points each term to student-athletes who meet academic-eligibility standards and who remain with the institution. A team's APR is calculated by the total points earned by the team at a given time divided by the total points possible.

SCHOLARSHIP WINNERS

In addition to furthering their education at schools across the country, students at the Naval Academy annually are in competition for several prestigious scholarships. Since Navy's first Rhodes Scholar, E. Van Meter ('28), a total of 55 Naval Academy graduates have received the Rhodes Scholarship, including 2022 graduate Sarah Skinner, team captain of the women's rugby team. Also, 34 Mids have earned George C. Marshall Scholarships -- most recently Christian Hoffman ('20, offshore sailing). He was also a Stamps Scholar and a Trident Scholar.

Standout swimmer Kelly Zahalka ('09) was a recipient of both the Harry S. Truman and Gen. George C. Marshall Scholarships, which paved the way for her to study for two years in the United Kingdom.

Former women's track and cross country runner Kayla Sax ('10) was awarded a Gates Cambridge Scholarship and contributed to research focused on alternative



▲ Patricia Mattingly was a two-time Patriot League Volleyball Scholar-Athlete of the Year (2017-18 & 2018-19).



▲ Joshua Hanna ('18) is one of 16 Mids to have earned an NCAA Postgraduate Scholarship over the last 13 years.

▲ Stephen Born ('18) is a two-time Patriot League Scholar-Athlete of the Year (2016-2018) and was named...



2023 NAVY FOOTBALL

▼ Victoria Tran ('22) is attending St. Andrew's University in Scotland on the R&A Ransome and the Saints Sports scholarships.



▲ Football's Eavan Gibbons ('24) earned Academic All-America honors following the 2022 season.



◀ Meghan Hegarty ('18), a three-time CoSIDA Academic All-American, was selected as the 2017 CoSIDA Academic All-American of the Year for women's soccer.



▲ Peter Hillen was the valedictorian of the Class of 2023, marking the eighth-consecutive year a Navy student-athlete graduated No. 1 in the class.

energy sources at the University of Cambridge. The now Kayla Barron is currently an astronaut.

Catalina Rico ('19) of the women's tennis team was awarded the Draper Laboratory Fellowship and attended MIT to complete a Master's of Science in Mechanical Engineering.

Cadie Higginson ('20) of the women's soccer team was awarded the Beyer Scholarship and attended Oxford University to complete a Master's in Public Policy.

Evan Robertson ('22), a heavyweight rower, earned a Marshall Scholarship. Robertson plans to pursue a Master of Science in advanced mechanical engineering with aerospace at the University of Strathclyde in Glasgow, Scotland.

Will Jarrett ('22), a lightweight rower and the Class of 2022 Valedictorian received a Knight-Hennessy Scholarship. The Knight-Hennessy Scholars program provides full funding for students to pursue a graduate degree at Stanford University. Jarrett intends to pursue a master's degree in electrical engineering.

Victoria Tran ('22), a women's soccer player, attends the University of St. Andrew's University in Scotland on the R&A Ransome and Saints Sports scholarships.

ACADEMIC ALL-AMERICANS

Naval Academy student-athletes have totaled 173 CoSIDA Academic All-America certificates over the years, with 133 of those awards coming since Chet Gladchuk has been the Director of Athletics. This includes Meghan Hegarty, who was selected as the 2017 national Academic All-American of the Year for women's soccer. In 2022, football's Eavan Gibbons ('24) became the 22nd Navy football player to earn Academic All-America honors, garnering second-team accolades.

PATRIOT LEAGUE SCHOLAR-ATHLETES

Navy had four Patriot League Scholar-Athletes of the Year in 2022-23: Brett Brady (men's cross country), Jackson Schultz (men's swimming & diving), Sasha Panyan (men's tennis) and Annie Taylor (women's outdoor track & field).

In 2021, men's swimmer Micah Oh went on to be selected as the Patriot League Male Scholar-Athlete of the Year. He was the 16th Mid to earn the accolade – the most of any school in the league.

VALEDICTORIANS

Peter Hillen of the water polo team was the valedictorian for the Class of 2023. It marked the eighth year in a row, the 11th time in the last 13 years and the 18th time since 2000 that a varsity athlete graduated No. 1 in overall order of merit.

is a three-time CoSIDA Academic All-America and to the Senior CLASS All-America First Team.



COMMUNITY SERVICE

The men and women of the United States Naval Academy have committed themselves to the service of our nation. During their four years in Annapolis, the Midshipmen demonstrate their willingness to give by taking part in several community service events.

From outreach opportunities such as autograph sessions following athletic events, to working with underprivileged youths, the student-athletes at Navy give back to the area they call home during their college years.

The following are a few examples of community service opportunities performed by Navy athletics over the last three years.

MEN'S BASKETBALL

The team participated with the Light House Project with their Shoe Some Love Drive (shoe drive) and also spent the day cleaning up the outside of the shelter.

WOMEN'S BASKETBALL

The team and staff hosted a clinic for the Maryland Chapter of Special Olympics with over 50 olympians attending.

MEN'S AND WOMEN'S CROSS COUNTRY

The members of the men's & women's cross country team volunteered at the Naval Academy Primary School for a college student-athlete Q&A and helped at cross country practice. The women's cross country team also volunteered at the MS Walk at the Navy-Marine Corps Memorial Stadium.

FOOTBALL

Members of the football program participated in the Annapolis Health and Wellness Fair presented by Annapolis Pediatrics at Truxton Park. Football players played games with local children and talked to them about the benefits of exercise and nutrition.

WOMEN'S LACROSSE

Some of student-athletes participated in NAAA's 'Free Clinic' for those in the community in support of National Girls & Women in Sports Day. Volleyball and lacrosse were the varsity team participants in this event where young girls ranging from 6-12 years old spent a morning learning about both sports.

WOMEN'S SOCCER

The women's soccer team and staff participated in Athletes for Hope FIT, which connects schools around the country with young athletes to teach kids the importance of physical fitness and character-building traits.

The team had multiple groups participate in monthly virtual workshops with classrooms all over the country. The team was also involved with the Special Olympics, Girls on the Run clinic, signed autographs at a women's basketball game and volunteered at the Travis Manion run.

The team also did an Honor Flight at BWI and went to dinner with the vets at their hotel. The team added a new teammate with Team Impact.



2023 NAVY FOOTBALL

SPRINT FOOTBALL

The sprint football team participated in several community events.

The Travis Manion Foundation Heroes Run was hosted by the Travis Manion Foundation which honors Marine 1st Lt Travis Manion, a Naval Academy graduate who was killed by a sniper in Iraq while saving his wounded teammates in 2007. This 5K event served to unite the community in remembering the sacrifices of the heroes of the September 11th attacks and in the wars since. The run through Annapolis commemorated the 20th anniversary of Sept. 11, 2001 terrorist attacks. The event also served to honor the 14 U.S. Naval Academy graduates who died that day.

Trunk or Treat: The team joined the families of Weems Creek Baptist Church to support Halloween activities and events in support of the local event. During the event, the players assisted with handing out prizes, signing autographs and hosting a few football skill events.

Annapolis High School 5K: The team joined the One Love Foundation 5k at Annapolis High School in support of healthy domestic relationships. Some of the players participated in the run and others helped with supporting the logistics of the event to include providing water at refuel stations, set up, break down, and photo support.

Operation Legacy: Following the volunteer event at Annapolis High School, the Navy sprint football team joined The Spartans of Travis Manion Foundation, the Woody Williams Foundation, and volunteers to continue the work for the Gold Star Families Memorial Monument Caretaker Program. This year, the project honored the life and legacy of Captain Ford Shaw III. The players assisted in landscape restoration as well as planting new trees at the memorial.

WOMEN'S TENNIS

The team and coaching staff went to the Ronald McDonald House in Central Florida and participated in the Share a Meal program, where they made a meal for the families staying at the houses whose children are currently undergoing treatments at the hospital next door. The Ronald McDonald House, provides a home away from home for families with children receiving treatment at hospitals and medical facilities in Orlando.

WOMEN'S VOLLEYBALL

The team and coaching staff hosted a group of local youth from the Stanton Center Teenage Club for a post-match "get to know you."

In January, some of student-athletes participated in NAAA's 'Free Clinic' for those in the community in support of National Girls & Women in Sports Day. Volleyball and lacrosse were the varsity team participants in this event where young girls ranging from 6-12 years old spent a morning learning about both sports.

The team and coaching staff also participated in a 'Night to Shine'. Night to Shine is an evening supported by the Tim Tebow Foundation for people with special needs that is celebrated and hosted by local churches all around the world, all on the same night. The turnout from volunteers, participants and families and the impact it has on so many lives was breathtaking. It was a night of dancing, singing, makeovers, dinner, limo rides and more that the team got to experience with their "Buddy".

The team also hosted another 'Free Clinic' in Wesley Brown for local kids looking to learn from Navy volleyball players.

WRESTLING

The team was critical to the setup and operation of the Manion Foundation 9/11 run at Navy-Marine Corps Memorial Stadium. The annual event draws 2,000+ runners and the proceeds go to support local fire, police and other first responding heroes in our community.



ANNAPOLIS AND THE CHESAPEAKE REGION

The Naval Academy is located in historic Annapolis, the capital of Maryland. In 1650, Puritans seeking religious freedom nestled into a spot on the western shore of the Chesapeake Bay and called their new town Providence. Settlers soon spread across the Severn River to the land that now makes up Maryland's capital city. The small settlement grew and was renamed Anne Arundell in 1694 in honor of Lord Baltimore's wife.

Governor Francis Nicholson chose the growing town on the Severn as the new provincial capital because of its central location. He rechristened it Annapolis in 1695 in honor of King James II's daughter, Princess Anne, who became Queen of England in 1702. Annapolis was granted a royal charter as a city in 1708.

Annapolis became the nation's first peacetime capital in 1783. From November 1783 to August 1784, the Continental Congress met in the Maryland State House. It was here that they accepted George Washington's resignation as commander-in-chief of the Continental Army and ratified the Treaty of Paris, ending the Revolutionary War. The Maryland State House is the oldest in continuous legislative use in the country. It is also the first and only State House to serve as the nation's capitol.

The colonial heritage of Annapolis is still evident as the city boasts more brick buildings from the 1700s than any other city in the country.


The heart of downtown Annapolis has also been designated a National Historic District and a National Historic Treasure. Many fine examples of colonial architecture, including the Maryland State House, Hammond-Harwood House, Chase-Lloyd House and the William Paca House and Gardens, are open to visitors.

In August, 2009, Annapolis was named a Top 10 finalist for the International Award for Livable Communities, a competition focused on creating livable communities through sound environmental practices.

Annapolis is located on the western shore of the Chesapeake Bay, the largest estuary in the United States. The Chesapeake provides natural environs, sightseeing, sailing, fishing, kayaking and more, helping Annapolis become America's Sailing Capital. The water-lover will also revel in the fact that Maryland has nearly 4,000 miles of shoreline – more than any other state.

Within 30 minutes of Annapolis lies both Washington, D.C., and Baltimore, providing entertainment and sightseeing opportunities for residents and tourists alike.

▶ The Annapolis State House is the oldest in continuous legislative use in the country. It was here where General George Washington resigned his commission in the Continental Army, and where the Treaty of Paris ending the Revolutionary War was ratified.

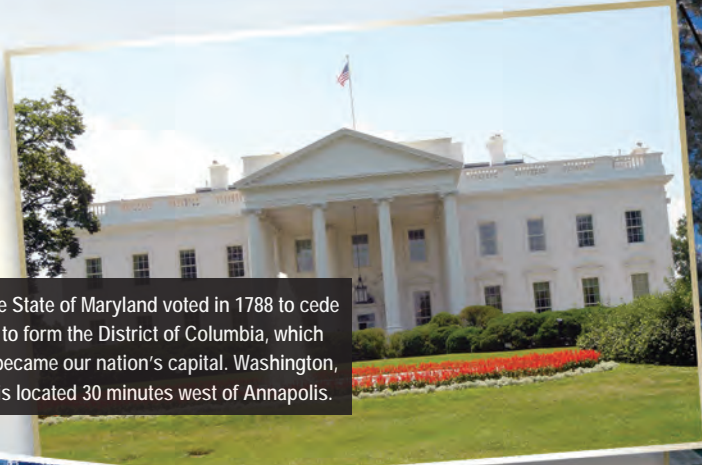


▲ Over 80 million pounds of blue crab are harvested yearly in Maryland. The Maryland crab harvest makes up more than 50 percent of the annual U.S. catch.



Additional photography credit to www.VisitAnnapolis.org, www.VisitMaryland.org, and www.Baltimore.org.

2023 NAVY FOOTBALL

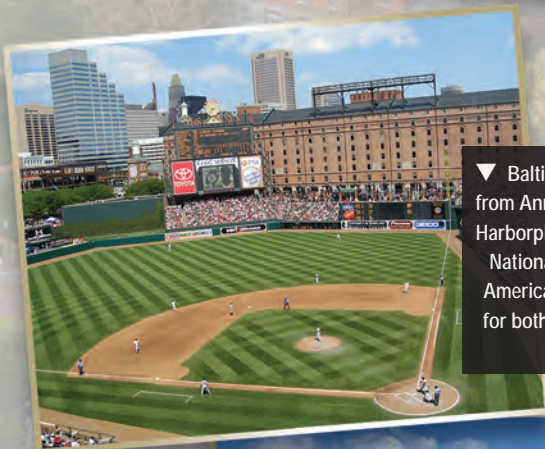


▶ The State of Maryland voted in 1788 to cede land to form the District of Columbia, which soon became our nation's capital. Washington, D.C., is located 30 minutes west of Annapolis.



▶ During the War of 1812, Francis Scott Key witnessed the bombardment of Fort M'Henry in Baltimore and was inspired to pen the words to a poem entitled "The Star-Spangled Banner," which eventually became the national anthem.

▼ Pimlico Race Course, home of the Preakness Stakes, is located in Baltimore. The horse industry contributes \$1.5 billion annually to the state's economy. There are over 20,000 horse farms located in Maryland.



▼ Baltimore's Inner Harbor is just 30 minutes from Annapolis. The City of Baltimore features Harborplace, the Maryland Science Center, the National Aquarium, B&O Railroad Museum, American Visionary Art Museum, and homes for both the MLB's Baltimore Orioles and the NFL's Baltimore Ravens.



MIDSHIPMEN IN PROFESSIONAL FOOTBALL

The Naval Academy has produced several significant NFL players, including Hall of Fame quarterback Roger Staubach of the Dallas Cowboys, Raiders running back Napoleon McCallum and New York Giants wide receiver Phil McConkey. In 2017, record-setting quarterback Keenan Reynolds was drafted in the sixth round by the Baltimore Ravens.

Player, Class	Professional Team	Years
Art Carney '24	New York Giants	1925-26
James Schuber '28	Chicago Bears	1930
Ed Sprinkle '44	Chicago Bears	1944-55
Ben Chase '46	Detroit Lions	1947
Dick Duden '47	New York Giants	1949
Don Whitmire '47	Green Bay Packers	1944
Jim Carrington '47	New York Giants	1947
Bob Hoernschemeyer '47	New York Giants	1947
Bob Kelly '47	Green Bay Packers	1947
Dick Scott '48	Chicago Bears	1948
Joe Bartos '48	Washington Redskins	1950
Ron Beagle '56	Chicago Cardinals	1956
George Welsh '56	Chicago Cardinals	1956
Tom Forrestal '58	Baltimore Colts	1958
Bob Reifsnnyder '59	New York Titans	1960-61
Joe Bellino '61	New England	1965-67
Greg Mather '62	New York Giants	1962
Roger Staubach '65	Dallas Cowboys	1969-79
Glen Nardi '73	Pittsburgh Steelers	1973
Phil McConkey '79	New York Giants Phoenix Cardinals	1984-87 1989
Napoleon McCallum '86	Los Angeles Raiders	1986, 1990-94
Bob Kuberski '93	Green Bay Packers Atlanta Falcons Denver Broncos	1994-98 1999 2000
Jim Kubiak '95	Carolina Panthers Indianapolis Colts New York Jets Indianapolis Colts	1996-97 1998 1999 1998-99, 2003
Clint Bruce '97	Baltimore Ravens	1997
Chris McCoy '98	Green Bay Packers	1998-99
David Viger '98	New York Jets Detroit Lions	1998-02 2003
Travis Williams '00	Green Bay Packers	2001-03
Kyle Eckel '05	New England Patriots Miami Dolphins New England Patriots Philadelphia Eagles New Orleans Saints Denver Broncos	2005 2005-06 2007 2008 2009 2010
Tyree Barnes '09	New England Patriots	2009-10
Shun White '09	New England Patriots	2009-11
Eric Kettani '09	New England Patriots Washington Redskins Cleveland Browns	2009-11 2012-13 2014
Joe Cardona '15	New England Patriots	2015-Present
Paul Quessenberry '15	New England Patriots Houston Texans	2020 2021
Keenan Reynolds '16	Baltimore Ravens Washington Redskins Seattle Seahawks	2016-17 2017 2018
Chris Swain '16	San Diego Chargers New York Jets	2016 2016
Malcolm Perry '20	Miami Dolphins New England Patriots New Orleans Saints New England Patriots	2020-21 2021 2021 2022
Cameron Kinley '21	Tampa Bay Buccaneers	2021
Diego Fagot '22	Baltimore Ravens Washington Commanders	2022 2023
Michael McMorris '22	Washington Commanders	2022



Roger
STAUBACH



Napoleon
McCALLUM



Bob
KUBERSKI



Chris
McCOY



Shun
WHITE



Tyree
BARNES



Eric
KETTANI



Joe
CARDONA



Keenan
REYNOLDS



Chris
SWAIN



Malcolm
PERRY



Diego
FAGOT

NATIONAL SPOTLIGHT



Every time one of our Midshipmen student-athletes dons the Navy Blue and Gold, he or she represents the Brigade of Midshipmen, United States Naval Academy, United States Navy & Marine Corps, and the United States of America.

The Navy football program has had 207-consecutive games televised by either CBS, NBC, ABC, CBS Sports Network, Fox Sports Network, ESPN, ESPN2, ESPNU, ESPNNEWS or ESPN+.

Whether it is CBS, CBS Sports Network, Showtime, ESPN, the *Washington Post* or the *Annapolis Capital/Baltimore Sun*, the varsity athletic programs at the United States Naval Academy are given the platform to tell the much bigger story of our United States Navy & Marine Corps.

In 2011, Showtime produced a documentary chronicling the annual Army-Navy Game, and in 2017 the network followed the Navy program for 13 episodes of "A Season with Navy Football." Navy was the third college football program featured in the Showtime series, following Notre Dame in 2015 and Florida State in 2016.

The Navy Sports Information Office has been named one of the Top 11 SID offices in the country by the Football Writers Association of America a total of six times, including four times in the last five years.

The national exposure given to our athletic programs is invaluable to our overall mission and with the move of the football program to the AMERICAN ATHLETIC CONFERENCE, it has increased substantially.

ARMY-NAVY

☆ A GAME OF ☆ HONOR



A SEASON WITH NAVY FOOTBALL



SECTION
TWO

2023
SEASON
OUTLOOK



2023 NAVY FOOTBALL



LIRION
MURTEZI



SEASON OUTLOOK

BRIAN NEWBERRY NAMED HEAD COACH

- Naval Academy Director of Athletics Chet Gladchuk announced on Dec. 19 that **Brian Newberry** will be the 40th head football coach at the Naval Academy. Newberry has served as the defensive coordinator at Navy for the last four seasons.
- Navy finished third in the nation against the run in 2022, which is even more impressive when you consider it was the only defense ranked in the top 25 that faced 3 of the top-10 rushing offenses in the country. Navy also finished third in fewest first downs allowed, 23rd in sacks, 22nd in fumbles recovered and 32nd in total defense.
- Senior striker John Marshall finished third in the nation in sacks and tackles for loss per game while setting school records for single-season and single-game sacks. Marshall was the only unanimous First-Team All-American Athletic Conference selection in 2022.
- In 2021, the Navy defense acquitted itself well by finishing #32 in the nation in rushing defense, #34 in total defense and #34 in red zone defense. Linebacker Diego Fagot was distinguished with All-America honors, First-Team All-American Athletic Conference and was named All-East. He was also named MVP of the East-West Shrine All-Star Game.
- In 2020, after a slow start due to COVID, the defense finished the year with a flurry, holding Memphis, Tulsa and Army to under 300 yards of total offense. It was the first time a Navy defense had achieved that feat since 1997.
- In 2019, Newberry's first year on the job, Navy made massive improvements on the defense.
- Navy ranked 20th in third down defense (121st in 2018), 10th in rushing defense (90th in 2018), 39th in passing defense (75th in 2018), 16th in total defense (86th in 2018) and 34th in scoring defense (103rd in 2018).
- Newberry, a semifinalist for the Broyles Award, presented annually to the best assistant coach in college football, and his defensive staff installed a "Get 6" culture within the Navy defense that took off. Newberry told the defensive players if they got a combination of six three-and-outs, fourth down stops, turnovers and defensive touchdowns in a game, the Mids would win. In 2019, Navy was 8-0 when it managed to "Get 6."
- The Mids finished 10th in the nation against the run despite facing the #2, #3 and #11 rushing offenses in the country. Navy forced the opposing offense off the field in 3 plays or less in 36 percent of its drives, which was the nation's 10th-best average. Navy also gave up just 15.2 first downs per game, which was tied for third best.
- Prior to his arrival in Annapolis, Newberry served as the defensive coordinator and secondary coach at Kennesaw State from 2015-18, leading the Owls to the FCS quarterfinals in each of his last two seasons.
- Newberry joined the Kennesaw State coaching staff after spending the 2012 season as defensive coordinator at Northern Michigan. Prior to his one season at Northern Michigan, Newberry served as defensive coordinator/linebackers coach at the University of the South in 2011 where the Tigers improved their scoring defense by 16 points per game and total defense by 85 yards a contest.
- Newberry's coaching experience also includes 4 seasons (2007-10) as defensive backs coach at Elon and 5 years (2004-06, 2001 and 2002) as defensive coordinator/defensive backs coach at Washington & Lee. He also served as a graduate assistant/defensive line coach at Rice during the spring of 2004, spent one season (2003) as an assistant defensive backs coach at Lehigh and began his coaching career at Southern Arkansas where he was a graduate assistant coaching the defensive backs and wide receivers in 1999 and 2000.
- In 2004, Newberry's Washington & Lee defense produced a school-record 43 sacks and ranked among the Division III leaders in rushing defense. The Generals' defense led the Old Dominion Athletic Conference in pass defense, rush defense and scoring defense in 2005 and in 2006, Washington & Lee forced 30 turnovers and ranked among the nation's leaders in pass defense.
- Newberry played collegiately at Baylor and graduated in 1998 with a Bachelor of Science in education. He helped lead the Bears to the Southwest Conference Co-Championship and an appearance in the 1994 Alamo Bowl. In 1995, Baylor was ranked #5 in total defense.

NAVY IN THE FINAL NATIONAL RANKINGS

STATISTIC	RK	AVG
Rushing Offense	4	241.2
Passing Efficiency	96	125.4
Passing Yds. / Comp	3	19.0
Total Offense	111	326.8
Sacks Allowed	10	1.0
Tackles for Loss Allowed	80	5.9
Scoring Offense	105	21.9
Rushing Defense	3	88.9
Pass Defense Efficiency	124	154.8
Total Defense	32	339.0

Sacks	23	2.8
Tackles for a Loss	39	6.5
Scoring Defense	52	24.3
Kickoff Returns	76	19.6
Kickoff Return Defense	2	14.3
Punt Returns	44	9.2
Punt Return Defense	31	4.9
Red Zone Offense	82	818
Red Zone Defense	109	886
3rd Down Conversion	84	.378
3rd Down Conversion Def	44	.357
4th Down Conversion	25	.605
4th Down Conversion Def	99	.579
Net Punting	54	38.9
Time of Possession	2	34:38
Turnovers Gained	59	19
Turnovers Lost	37	16
Turnover Margin	46	+0.3
Fumbles Recovered	22	11
Fumbles Lost	89	10
First Downs	114	211
First Downs Allowed	3	187
Fewest Penalties / Gm	3	3.8
Fewest Penalty Yards / Gm	2	31.3

131 NCAA FBS Teams

GIBBONS NAMED ACADEMIC ALL-AMERICAN

- Rising senior safety **Eavan Gibbons** was named a Second-Team Academic All-American by College Sports Communicators. It is the fourth-consecutive year a Navy football player has earned Academic All-America honors.
- Gibbons, who started all 12 games in the fall and recorded 54 tackles, 5 tackles for loss, 1 sack, 1 fumble recovery and 2 forced fumbles, carries a 3.53 grade-point average as an ocean engineering major.
- Gibbons will be among the 9 returning starters next year on a defense that finished third nationally against the run in 2022.

NAVY FOOTBALL PLAYERS NAMED ACADEMIC ALL-AMERICANS

Year	Player
1953	Steve Eisenhauer
1957	Tom Forrestal
1958	Joe Tranchini
1969	Dan Pike
1974	Tim Harden
1975	Chet Moeller
1979	Ted Dumbauld
1980	Ted Dumbauld
1983	Bill Weidenhammer
1999	Terrence Anderson
2002	Grant Moody
2009	John Dowd
2010	John Dowd
2011	John Dowd
2012	Keegan Wetzal
2015	Thomas Wilson
2015	E.K. Binns
2019	Travis Brannan
2019	Eric Cal
2020	Kyle Gibbs
2021	Isaac Ruoss
2022	Eavan Gibbons

DISCIPLINED FOOTBALL

- Navy finished third in the country in fewest penalties per game and second in fewest penalty yards per game in 2022.

2022 FBS LEADERS – FEWEST PENALTIES PER GAME

Rk	PPG	Team
1.	3.54	Oklahoma State
	3.54	Minnesota
3.	3.83	Navy
4.	3.92	Air Force
5.	4.00	Tulane

2022 FBS LEADERS – FEWEST PENALTY YARDS PER GAME

Rk	PYPG	Team
1.	29.7	Air Force
2.	31.3	Navy
3.	31.8	Minnesota
4.	32.0	Michigan
5.	32.7	Iowa

GETTING THEM BEHIND THE CHAINS

- Navy's 78 tackles for loss in 2022 are the second most in school history since it became an official NCAA stat in 2001. Navy had 80 tackles for loss in 2019 when the Mids went 11-2. Both instances came with Brian Newberry as the defensive coordinator.

MOST TACKLES FOR LOSS SINCE 2001 (OFFICIAL NCAA STAT)

Rk	TFL	Year
1.	80	2019
2.	78	2022
3.	72	2005
4.	71	2006
5.	63	2008

NAVY DEFENSE TOUGH AGAINST THE RUN

- The Navy defense finished the year ranked third in the country against the run, giving up just 88.9 rushing yards per game. It is even more impressive when you take into account Navy played three of the top-nine rushing offenses in the country (#1 Air Force, #2 Army and #9 UCF).
- Navy gave up just 7 rushing touchdowns which was tied for the third fewest in the country.
- The Mids held their opponents to 3.0 yards per carry which ranked sixth nationally. Navy held the opposition to under 100 yards rushing in 7 games in the fall.
- Navy gave up 13 yards on 29 carries to Delaware, 91 yards on 32 carries to Memphis, 103 yards on 28 carries to East Carolina, 200 yards on 47 carries against Air Force (#1 rushing team / avg. 330.9 yds/gm), 25 yards on 18 carries against Tulsa, 105 yards on 21 carries against SMU, 180 yards on 34 carries against Houston, 20 yards on 20 carries against Temple, 55 yards on 20 carries against Cincinnati, 66 yards on 34 carries against Notre Dame, 84 yards on 24 carries to UCF (#7 rushing team / avg. 243.7 yds/gm) and 125 yards on 48 carries to Army (#2 rushing team / avg. 289.4 yds/gm).

2022 FBS LEADERS – RUSHING DEFENSE

Rk	YPG	Team
1.	77.1	Georgia
2.	79.5	James Madison
3.	88.9	Navy
4.	92.9	South Alabama
5.	93.0	Marshall

2022 FBS LEADERS – FEWEST RUSHING TDS ALLOWED

Rk	TD	Team
1.	4	Iowa
2.	6	Illinois
3.	7	Navy
	7	Georgia
5.	8	James Madison
	8	South Alabama
	8	Iowa State

2022 FBS LEADERS – FEWEST RUSHING YDS ALLOWED PER CARRY

Rk	YPC	Team
1.	2.48	James Madison
2.	2.83	Iowa
3.	2.88	Georgia
4.	2.89	Marshall
5.	2.91	Wisconsin
6.	3.01	Navy
7.	3.20	Iowa State
8.	3.24	San Jose State
9.	3.25	Clemson
10.	3.26	Michigan

THE NAVY SACK EXCHANGE

- Navy recorded 34 sacks in its 12 games in 2022 after recording just 16 sacks in 2021.
- The 34 sacks by the Mids are the most in school history since it became an official NCAA stat in 2000.
- Navy recorded 4 sacks against a Temple team that had given up just 4 sacks all year up to that point in the season.
- Navy sacked Notre Dame 5 times, all in the second half.
- The Mids came back with 5 sacks again the following week against UCF.
- Graduating senior John Marshall led Navy with a program-record 11.5 sacks, while rising senior defensive end **Jacob Busic** recorded 6.
- 12 different Mids recorded at least a half sack last season with only two being seniors.
- The Mids ranked 23rd in the country in sacks, averaging 2.8 per contest.

NAVY - MOST SINGLE-SEASON SACKS

Rk	Sacks	Year
1.	34	2022
2.	31	2005
3.	30	2019
4.	29	2006
5.	22	2015

FUMBLE!!

- Navy recovered 11 fumbles in 2022 which were the 22nd most in the country.
- The 11 fumble recoveries are the most by a Navy team since 2018 when the Mids also recovered 11.
- Rising junior safety **Rayuan Lane III** led the Mids with 2 fumble recoveries, while 8 other players recovered a fumble in the fall. The 2 fumble recoveries by Lane were tied for the 22nd most in the nation.

FEWEST FIRST DOWNS ALLOWED

- Navy gave up just 187 first downs last year which were the third fewest in the country.

2022 FBS LEADERS IN FEWEST FIRST DOWNS ALLOWED

Rk	FDA	Team
1.	152	James Madison
2.	168	Air Force
3.	187	Navy
4.	188	Iowa State
5.	195	Ohio State

TAKING CARE OF THE BALL

- In 2021, Navy was a bit lucky when it came to fumbles, losing just 5 of its 21 fumbles on the year while the opponents lost 7 of their 16.
- In 2022, the Mids were decidedly unlucky, losing 10 of their 15 fumbles, while the opponents lost 11 of 21 fumbles.

2023 NAVY FOOTBALL

SEASON OUTLOOK

GET 6

- Since his arrival in 2019, **Brian Newberry** has challenged the defense to "Get 6" in every game.
- What does Get 6 mean? It's a combined total of 6 three-and-outs, fourth down stops and turnovers.
- If that turnover is returned for a score, it counts as an extra point towards the goal of six.
- Newberry believes that if the defense can accomplish the challenge, the Mids will have a great chance to win.
- In Newberry's four years at Navy, the Mids are 14-3 (.824) when they "Get 6" (8-0 in 2019 / 2-0 in 2020 / 2-2 in 2021 / 2-1 in 2022).

GET 6?

2022

Opponent	Y/N	No	Result
Holy Cross	N	4	W, 45-7
East Carolina	Y	7	W, 42-10
Memphis	N	5	L, 35-23
Air Force	Y	7	W, 34-25
Tulsa	Y	7	W, 45-17
USF	Y	6	W, 35-3
Tulane	Y	7	W, 41-38
UConn	N	5	W, 56-10
Notre Dame	N	2	L, 52-20
SMU	Y	6	W, 35-28
Houston	Y	6	W, 56-41
Army	Y	6	W, 31-7
Kansas State	N	4	W, 20-17
Totals		72-140	possessions (.514)

2020

Opponent	Y/N	No	Result
BYU	N	2	L, 55-3
Tulane	Y	9	W, 27-24
Air Force	N	2	L, 40-7
Temple	N	1	W, 31-29
ECU	Y	6	W, 27-23
Houston	N	1	L, 37-21
SMU	N	2	L, 51-37
Memphis	N	5	L, 10-7
Tulsa	N	3	L, 19-7
Army	N	4	L, 15-0
Totals		35-107	possessions (.327)

2021

Opponent	Y/N	No	Result
Marshall	Y	6	L, 49-7
Air Force	N	5	L, 23-3
Houston	N	3	L, 28-20
UCF	Y	6	W, 34-30
SMU	Y	6	L, 31-24
Memphis	N	3	L, 35-17
Cincinnati	N	5	L, 27-20
Tulsa	Y	6	W, 20-17
Notre Dame	N	4	L, 34-6
ECU	N	2	L, 38-35
Temple	N	4	W, 38-14
Army	N	4	W, 17-13
Totals:		54-122	possessions (.443)

2022

Opponent	Y/N	No	Result
Delaware	Y	9	L, 14-7
Memphis	N	2	L, 37-13
East Carolina	N	4	W, 23-20 (2OT)
Air Force	N	5	L, 13-10
Tulsa	Y	7	W, 53-21

SMU	N	2	L, 40-34
Houston	N	4	L, 38-20
Temple	Y	9	W, 27-20 (OT)
Cincinnati	N	1	L, 20-10
Notre Dame	N	5	L, 35-32
UCF	N	5	W, 17-14
Army	N	5	L, 20-17 (2 OT)
Totals		58-132	possessions (.439)

700 CLUB

- With its 66-31 victory over East Carolina on Nov. 19, 2016, Navy became the 24th school in the FBS and the first Service Academy to reach 700 wins.
- Navy has put together a 733-593-57 (.551) record over 142 seasons. The 733 wins are the 25th most in FBS history.

MOST WINS IN FBS HISTORY (MIN. 700)

Rk	Wins	Team
1.	989	Michigan
2.	953	Ohio State
3.	952	Alabama
4.	938	Notre Dame
5.	936	Texas
6.	934	Oklahoma
7.	920	Penn State
8.	912	Nebraska
9.	868	Georgia
10.	867	USC
	867	Tennessee
12.	833	LSU
13.	792	Auburn
14.	789	Clemson
15.	772	West Virginia
16.	771	Texas A&M
17.	766	Virginia Tech
18.	760	Washington
19.	758	Pittsburgh
20.	750	Florida
21.	749	Georgia Tech
22.	737	Syracuse
23.	736	Arkansas
	736	Wisconsin
25.	733	Navy
26.	727	Minnesota
27.	726	Michigan State
28.	721	North Carolina
	721	Army
30.	719	Colorado
31.	713	Miami (Ohio)
32.	711	Utah

SLOW STARTS HURT MIDS IN 2022

- Navy was 4-1 in 2022 when the opposition did not score on its opening drive and 0-7 when it did (TDs by Delaware, Memphis, Air Force, Houston and Notre Dame, FGs by SMU and Cincinnati).
- The first quarter was far and away the worst quarter for the Mids, as the opposition outscored Navy 81-43.
- Navy outscored the opposition 66-64 in the second quarter and 96-78 in the fourth quarter / overtime.
- Navy also started slow in the third quarter and was outscored 69-58.

OVERTIME X3

- Navy owns a 9-5 record all-time in overtime games, including a 2-1 mark in 2022. The Mids won at East Carolina (23-20) in double overtime on Sept. 24, beat Temple (27-20) in overtime on Oct. 29 and lost to Army (20-17) in double overtime on Dec. 10.
- It is the first time Navy has played 3 overtime games in a single season since 2007 when Navy lost to Ball State 34-31, beat Pitt 48-45 in double overtime and beat Notre Dame 46-44 in triple overtime.
- Navy won 2 overtime games in the same season for the first time since 2009 when the Mids beat Air Force 16-13 and won at SMU 38-35.
- Navy is 4-2 all-time in games that go multiple overtimes.

NAVY'S OVERTIME HISTORY

Date	Opponent	Result	#OTs
9-23-06	Tulsa	L 23-24	1
9-15-07	Ball State	L 31-34	1
10-10-07	at Pitt	W 48-45	2
11-3-07	at Notre Dame	W 46-44	3
11-1-08	Temple	W 33-27	1
10-3-09	Air Force	W 16-13	1
10-10-09	at SMU	W 38-35	1
10-1-11	Air Force	L 35-34	1
10-6-12	at Air Force	W 28-21	1
10-19-13	at Toledo	L 45-44	2
11-22-13	at San Jose State	W 58-52	3
11-22-18	at SMU	L 31-30	1
9-24-22	at East Carolina	W 23-20	2
10-29-22	Temple	W 27-20	1
12-10-22	vs. Army	L 20-17	2

DABA DABA DO!

- Rising junior fullback **Daba Fofana**, who entered the Tulsa game with 116 career yards rushing and no touchdowns, ran for a 159 yards on 21 carries and scored 3 touchdowns (all career highs).
- Fofana was the first Navy player to rush for over 100 yards since slot back Carlinos Acie rushed for 155 yards in 2021 against East Carolina (Lavatai rushed for 120 yards the next week against SMU).
- He was the first Navy fullback to rush for over 100 yards since Jamale Carothers ran for 188 yards against Houston in 2019.
- Fofana was the first Navy player to score 3 touchdowns in a game since Carothers scored 5 in that same Houston game.
- Fofana rushed for 61 yards on 21 carries the next week against SMU and had 89 yards on 20 carries against Houston. He carried the ball 24 times for 63 yards and a touchdown against Temple.
- Fofana hit the century mark for a second time in 2022, rushing for 133 yards and a touchdown on 15 carries against Notre Dame.
- He followed up the Notre Dame game with another 100-yard day, rushing for 114 yards on 20 carries against UCF.
- Fofana was the team's leading rusher with 769 yards and 6 touchdowns on 186 carries.
- He was the first fullback in the triple-option era to have 20 or more carries in four-consecutive games (21 vs. Tulsa, 21 vs. SMU, 20 vs. Houston, 24 vs. Temple).
- Fofana carries a 3.84 grade-point average as a physics major and plays the cello.

CONTROL THE BALL

- Navy possessed the ball on average 34:38 per game in 2022 which ranked second nationally.

2022 FBS LEADERS IN TIME OF POSSESSION

Rk	TOP	Team
1.	36:33	Air Force
2.	34:38	Navy
3.	34:31	Minnesota
4.	33:48	Michigan
5.	33:47	UTEP

NAVY'S RUSHING TRADITION

- In 2003, Navy led the nation averaging a then school-record 323.2 yds/gm.
- In 2005, Navy led the country in rushing for the second time in three years, averaging 318.7 yds/gm.
- Navy finished the 2006 campaign averaging a nation's-best and then school-record 327.0 yds/gm.
- The Mids rushed for a then school-record 348.8 yds/gm in 2007, becoming the first team in NCAA history to lead the nation in rushing three-consecutive years.
- In 2008, Navy led the country in rushing for a fourth-straight year, averaging 292.4 yds/gm.
- The Mids finished No. 2 in the country in 2013, averaging 325.4 yds/gm.
- Navy was second in the country in 2014, rushing for 338.1 yds/gm. It was the Mids' best rushing effort since 2007 when they set the school record.
- In 2015, Navy again finished No. 2 in the country, averaging 326.7 yds/gm.
- Navy averaged a then school-record 351.4 yds/gm in 2017, which was the second most in the country.
- In 2019, Navy once again led the nation in rushing with its school-record 360.5 yds/gm. The Mids outrushed second-place Air Force by 62 yds/gm.

NAVY RUSHING ATTACK

Year	Rk	Average
2002	3	270.8
2003	1	323.2
2004	3	289.5
2005	1	318.7
2006	1	327.0
2007	1	348.8
2008	1	292.4
2009	4	280.5
2010	6	284.8
2011	4	312.3
2012	6	278.4
2013	2	325.4
2014	2	338.1
2015	2	326.7
2016	4	310.1
2017	2	351.4
2018	5	276.1
2019	1	360.5 - School Record
2020	52	177.6
2021	9	225.5
2022	4	241.2

2022 FBS LEADERS IN RUSHING OFFENSE

Rk	RYPG	Team
1.	326.7	Air Force
2.	289.4	Army
3.	256.6	Ole Miss
4.	241.2	Navy
5.	238.9	Michigan

MAKING THE COMPLETIONS HURT

- Navy averaged 19.0 yards per pass completion last year which ranked third nationally.

2022 FBS LEADERS IN PASSING YDS / COMPLETION

Rk	PYPC	Team
1.	22.3	Army
2.	21.9	Air Force
3.	19.0	Navy
4.	15.2	North Texas
5.	14.6	Florida

SEASON OUTLOOK

A TRADITION OF EXCELLENCE

- Navy dominates the NCAA record book when it comes to single-season rushing touchdowns by a quarterback.
- Keenan Reynolds ran for 31 touchdowns in 2013, which is the most by a quarterback in FBS history.
- Reynolds is also the NCAA record holder for career rushing touchdowns (by any player) with 88.
- Ricky Dobbs ran for 27 touchdowns in 2009, which is tied with Collin Klein of Kansas State for the second most in FBS history among quarterbacks.
- Will Worth ran for 25 touchdowns in 2016, which is the fourth-most rushing touchdowns by a quarterback.
- Reynolds ran for 24 touchdowns in 2015, which is the fifth-most rushing touchdowns by a quarterback.
- Reynolds ran for 23 touchdowns in 2014, which is tied as the sixth most by a quarterback.
- Malcolm Perry's 21 rushing touchdowns in 2019 are the 11th-most single-season TDs by a QB in FBS history.

MOST SINGLE-SEASON RUSHING TOUCHDOWNS BY A QUARTERBACK IN FBS HISTORY

Rk	Player (School)	No.	Year
1.	Keenan Reynolds (Navy)	31	2013
2.	Ricky Dobbs (Navy)	27	2009
	Collin Klein (Kansas State)	27	2011
4.	Will Worth (Navy)	26	2016
5.	Keenan Reynolds (Navy)	24	2015
6.	Keenan Reynolds (Navy)	23	2014
	Jordan Lynch (NIU)	23	2013
	Collin Klein (Kansas State)	23	2012
	Tim Tebow (Florida)	23	2007
10.	Chance Harridge (Air Force)	22	2002
11.	Malcolm Perry (Navy)	21	2019
	Nathan Rourke (Ohio)	21	2017
	Lamar Jackson (Louisville)	21	2016
	Johnny Manziel (Texas A&M)	21	2012
	Cam Newton (Auburn)	21	2010

HASSAN'S HEROICS

- Rising junior punt returner Amin Hassan had a career-long 57-yard punt return in Navy's 53-21 victory over Tulsa.
- The return was the longest punt return by a Navy player since 1996 when Ross Scott returned a punt 65 yards for a touchdown in Navy's 1996 Homecoming win over Duke (64-27).
- Hassan averaged 8.8 yards per punt return in 2022 which was the 18th best average in the country.

KICKOFF RETURN TEAM ONE OF THE BEST IN THE COUNTRY

- Navy's kickoff team did an outstanding job in 2022 by limiting the opposition to just 14.25 yards per return, the nation's second-best mark.

2022 FBS LEADERS IN KICKOFF RETURN DEFENSE

Rk	YPR	Team
1.	13.64	Missouri
2.	14.25	Navy
3.	14.33	Northern Illinois
4.	14.85	Northwestern
5.	15.30	Wisconsin

RIETHMAN ON PACE TO SET SCHOOL RECORDS

- Rising junior punter Riley Riethman averaged 42.7 yards per punt as a freshman which is the sixth-best punting average in school history for a single-season.
- He averaged 43.8 yards per punt in 2022 which is tied for the third-best average in school history.
- Riethman's 43.2 career average (89 punts, 3848 yards) is currently the best average in school history with a minimum of 50 attempts.
- He has already had two of the five-best single-game performances in Navy history (minimum of 5 punts) averaging 50.6 yards per punt against Notre Dame in 2021 and 50.2 yards per punt against UCF in 2022.

NAVY CAREER PUNTING LEADERS (MIN. 50 ATT.)

Rk	Avg.	Player (Year)
1.	43.2	Riley Riethman (2021-current)
2.	42.5	John Skaggs (2000-03)
3.	42.0	Alex Barta (2015-16)
4.	41.6	Owen White (2017-19)
	41.6	Pablo Beltran (2011-14)

NAVY SINGLE-SEASON PUNTING LEADERS (MIN. 30 ATT.)

Rk	Avg.	Player (Year)
1.	44.8	John Skaggs (2001)
2.	44.2	Pablo Beltran (2014)
3.	43.8	Riley Riethman (2022)
	43.8	Bill Busik (1941)
5.	43.6	Pablo Beltran (2012)

NAVY SINGLE-GAME PUNTING AVERAGE LEADERS (MIN. 5 ATT.)

Rk	Avg.	Player (Opponent, Year)
1.	51.0	Owen White (Tulane, 2018)
2.	50.6	Riley Riethman (Notre Dame, 2021)
3.	50.3	Tray Calisch (Army, 1999)
4.	50.2	Riley Riethman (UCF, 2022)
	50.2	Joe Ince (Pittsburgh, 1963)

MOST PLAYED FBS RIVALRIES

- 2022 marked the 123rd playing of the Army-Navy game which is the eighth-most played rivalry in the FBS.

MOST PLAYED RIVALRIES IN THE FBS

Rk	Gms	Series (Last Meeting / Result)
1.	131	Wisconsin-Minnesota (2022 - Minnesota 23-16)
2.	127	Georgia-Auburn (2022 - Georgia 42-10)
	127	North Carolina-Virginia (2022 - North Carolina 31-28)
4.	126	Miami (Ohio)-Cincinnati (2022 - Cincinnati 38-17)
	126	Oregon-Oregon State (2022 - Oregon State 38-34)
6.	125	Stanford-Cal (2022 - Cal 27-20)
	125	Indiana-Purdue (2022 - Purdue 30-16)
8.	123	Army-Navy (2022 - Army 20-17 2 OT)
9.	120	Missouri-Kansas (last played in 2011)
	120	Kansas-Kansas State (2022 - Kansas State 47-27)

FUTURE ARMY-NAVY SITES ANNOUNCED

- The Army-Navy Football Game presented by USAA, "America's Game," will be played in five different cities over the next five years.
- Boston / Foxborough will be the host of the 2023 game on Dec. 9, Washington, DC / Landover, Md. will host the 2024 game on Dec. 14, Baltimore will host the 2025 game on Dec. 13, New York City / East Rutherford, N.J. will host the 2026 game on Dec. 12 and Philadelphia will host the 2027 game on Dec. 11. All five games will be televised nationally by CBS.
- The 2023 game will be hosted in the Boston region in conjunction with the 250th anniversary of the Boston Tea Party and the 225th anniversary of the USS Constitution's maiden voyage. This will be the first time the Army-Navy game has been played in the New England region and Navy will serve as the home team.
- The nation's capital will be the backdrop for the 2024 game, which will also be the 125th playing of the Army-Navy game. This will be just the second time the game has been played in the D.C. region and the first since 2011, a game in which Navy won 27-21. Army will serve as the home team.
- The game will return to Baltimore in 2025 with Fort McHenry, the site where Francis Scott Key penned the lyrics to the national anthem, serving as the backdrop. It will be the seventh time Baltimore has hosted the game and the first time since 2016. The two teams are 3-3 in games played in Baltimore. Navy will serve as the home team.
- New York / New Jersey will host the 2026 game as part of the 25th anniversary of 9/11. It will be the 19th time the game has been played in New York or New Jersey and the sixth time it has been played at the Meadowlands Complex. Navy is 4-1 against Army in games played in East Rutherford, including a 17-13 win in 2021. Army will serve as the home team.
- Philadelphia will host the annual Army-Navy game for the 91st time in 2027. Navy leads the all-time series 45-41 in games played in Philadelphia. Navy will be the home team in 2027.



DEPTH CHART

OFFENSE

Pos.	No.	Name	Yr.	Ht.	Wt.	Hometown
X-WR	89	Camari Williams	Sr.	6-2	210	Fayetteville, N.C.
	87	Jayden Umbarger	Sr.	6-0	196	Ballimore, Md.
	83	Cody Howard	So.	6-2	220	North Beach, Md.
LT	59	Connor McMahon	Jr.	6-3	279	Canonsburg, Pa.
	66	Trey Cummings	Jr.	6-1	262	Houston, Texas
	67	Ayden Wheless	So.	6-4	327	Annapolis, Md.
LG	62	Javan Bouton	Jr.	6-3	285	Carrollton, Texas
	74	Mike Petrof	Sr.	6-2	269	Ligonier, Pa.
	61	Alistair Larson	So.	6-5	290	Silver Lake, Ohio
C	68	Lirion Murtezi	Sr.	6-3	315	Pittsburgh, Pa.
	65	Brent Self	Jr.	6-2	267	Keller, Texas
	74	Mike Petrof	Sr.	6-2	269	Ligonier, Pa.
RG	71	Joshua Pena	Sr.	6-2	278	Queen Creek, Ariz.
	64	Ben Purvis	So.	6-3	293	Goddard, Kan.
	60	Declan Moriarty	Jr.	6-3	287	West Barnstable, Mass.
RT	75	Sam Glover	Sr.	6-3	270	Pickerington, Ohio
	72	Greyson Crawford	So.	6-3	272	Orlando, Fla.
	76	Luke Molden	So.	6-4	262	Newtown, Pa.
TE	94	Thomas Scully	Jr.	6-2	236	Austin, Texas
	97	D.J. Donovan	Jr.	6-2	240	Danbury, Conn.
	96	Akalea Kapono	Sr.	6-1	236	Kailua, Hawaii
OR	93	Creedyn Foulger	Jr.	6-3	255	Wellsville, Utah
Z-WR	0	Kroy Myers	Jr.	5-11	184	Waldorf, Md.
	82	Nathan Kent	So.	6-3	175	Rocklin, Calif.
	84	Regis Velez	Jr.	6-4	203	Phoenix, Ariz.
SB	25	Fabian France	So.	5-9	176	Woodland Park, N.J.
	24	Brandon Chatman	So.	5-9	167	Ft. Lauderdale, Fla.
	29	Daniel Jones	Sr.	5-9	187	Lauderhill, Fla.
QB	10	Tedros Gleaton	So.	6-1	214	Waldorf, Md.
	11	Blake Horvath	So.	6-2	195	Hilliard, Ohio
	7	Xavier Arline	Sr.	5-9	176	Wading River, N.Y.
OR	1	Tai Lavatai	Sr.	6-2	221	St. Johns, Fla.
SB	28	Amin Hassan	Jr.	5-7	176	Richmond Heights, Fla.
	34	Anton Hall Jr.	Jr.	5-8	198	Florida City, Fla.
	22	Eli Heidenreich	So.	6-0	195	Pittsburgh, Pa.
FB	45	Daba Fofana	Jr.	5-8	205	Cumming, Ga.
	46	Alex Tecza	So.	6-0	195	Pittsburgh, Pa.
	37	Shane Reynolds	So.	6-1	215	Glen Mills, Pa.

DEFENSE

Pos.	No.	Name	Yr.	Ht.	Wt.	Hometown
LE	95	Jacob Basic	Sr.	6-4	256	Westminster, Md.
	94	Justin Reed	Jr.	6-3	256	Apex, N.C.
	91	Chreign LaFond	So.	6-5	262	Silver Spring, Md.
NG	0	Donald Berniard Jr.	Sr.	6-0	256	Baton Rouge, La.
	96	Landon Robinson	So.	6-0	245	Fairlawn, Ohio
	98	Kendall Whiteside	So.	6-2	280	Tampa, Fla.
DT	97	Clay Cromwell	Sr.	6-3	292	Oxford, Miss.
	99	Tyler Narayan	So.	6-1	250	Irvine, Calif.
	46	RJ Davis	Jr.	6-4	265	Bowie, Md.
RAIDER	33	Jordan Sanders	Jr.	6-5	227	Chattanooga, Tenn.
	41	James Perkins	So.	6-2	225	Pinson, Ala.
	35	Luke Pirris	So.	6-4	210	Ponte Vedra Beach, Fla.
STRIKER	31	Xavier McDonald	Sr.	5-11	207	St. Petersburg, Fla.
	32	Turner Stepp	Jr.	6-2	211	Decatur, Ala.
	17	Riley Bergeson	So.	6-2	206	Billings, Mont.
MIKE	54	Will Harbour	Sr.	6-1	230	Frisco, Texas
	52	Jianni Woodson-Brooks	Jr.	6-0	234	Washington, D.C.
	47	Ian Pourciau	So.	6-2	213	Baton Rouge, La.
WILL	44	Colin Ramos	Jr.	5-11	205	Wayne, N.J.
	43	Kyle Jacob	Jr.	6-0	228	Paramus, N.J.
	49	Adam Klenk	So.	6-0	215	Tabernacle, N.J.
FC	7	Mbiti Williams Jr.	Jr.	5-9	180	Snellville, Ga.
	3	Elias Larry	Jr.	6-0	197	Palmdale, Calif.
	6	Kenneth Hall	So.	5-10	175	Madison, Ala.
FS	18	Rayuan Lane III	Jr.	5-11	197	Jessup, Md.
	2	Marcus Moore	Sr.	6-0	191	Houston, Texas
	14	Jaxson Campbell	So.	5-10	197	Thompson's Station, Tenn.
Bandit	11	Eavan Gibbons	Sr.	5-10	199	San Diego, Calif.
	16	Joe Hutson	Jr.	6-1	187	Lake Oswego, Ore.
	15	Peter Roll	So.	6-0	205	Itasca, Ill.
BC	13	Andrew Duhart	So.	5-10	185	Chesterfield, Va.
	20	Dashaun Peele	Jr.	5-11	197	Norfolk, Va.
	8	Matthew Peters	Sr.	6-2	183	Floralia, Ala.

SPECIALISTS

Pos.	No.	Name	Yr.	Ht.	Wt.	Hometown
PK	6	Evan Warren	Sr.	5-10	178	Finksburg, Md.
	39	Nathan Kirkwood	So.	6-2	174	Greencastle, Pa.
KO	6	Evan Warren	Sr.	5-10	178	Finksburg, Md.
	39	Nathan Kirkwood	So.	6-2	174	Greencastle, Pa.
P	90	Riley Riethman	Jr.	5-10	191	Keller, Texas
	15	Kellen Grave de Peralta	Jr.	6-1	191	Peachtree Corners, Ga.
LS	50	Cole Williams	Sr.	6-0	195	Warrior, Ala.
	15	Kellen Grave de Peralta	Jr.	6-1	191	Peachtree Corners, Ga.
H	90	Riley Riethman	Jr.	5-10	191	Keller, Texas
	28	Amin Hassan	Jr.	5-7	176	Richmond Heights, Fla.
PR	21	Kai Pualoa-Rojas	Sr.	6-0	195	Santa Barbara, Calif.
	29	Daniel Jones	Sr.	5-9	187	Lauderhill, Fla.
KR	28	Amin Hassan	Jr.	5-7	176	Richmond Heights, Fla.



2023 NAVY FOOTBALL

NUMERICAL ROSTER

#	Ltr	Name	Pos	Yr	Ht	Wt	Hometown / High School
0	***	Donald Bernard Jr.	NG	Sr.	6-0	256	Baton Rouge, La. / Univ. Laboratory
0	*	Kroy Myers	WR	Jr.	5-11	184	Waldorf, Md. / North Point
1	**	Tai Lavatai	QB	Sr.	6-2	221	St. Johns, Fla. / Creekside
1		Lorenzo Vitti	CB	Fr.	6-1	175	Detroit, Mich. / Divine Child
2	**	Marcus Moore	FS	Sr.	6-0	191	Houston, Texas / Westfield
2		Drevonn Ponder	QB	So.	6-1	230	Grand Prairie, Texas / James Bowie
2		Denim Edwards	SB	Fr.	5-7	191	Miami, Fla. / Christopher Columbus
3	**	Elias Larry	CB	Jr.	6-0	197	Palmdale, Calif. / Sierra Canyon
3		Luke Hutchison	QB	Fr.	6-0	190	Round Rock, Texas / McNeil
4		Adam Walker II	CB	So.	6-1	185	Alpharetta, Ga. / Alpharetta
4		Isaiah Walters	QB	Fr.	5-10	170	Haymarket, Va. / Battlefield
5	**	Willie Collins V	CB	Sr.	5-11	201	Mansfield, Texas / Lake Ridge
5		Braxton Woodson	QB	Fr.	6-3	202	Altamonte Springs, Fla. / Lake Brantley
6	**	Evan Warren	K	Sr.	5-10	178	Finksburg, Md. / Westminster
6		Kenneth Hall	CB	So.	5-10	175	Madison, Ala. / Sparkman
7	***	Xavier Arline	QB	Sr.	5-9	176	Wading River, N.Y. / Shoreham-Wading River
7	**	Mbiti Williams Jr.	CB	Jr.	5-9	180	Snellville, Ga. / Pace Academy
8	*	Matthew Peters	CB	Sr.	6-2	183	Floral, Ala. / Cairo (Ga.)
8		Karson Lopati	QB	Fr.	6-0	183	West Valley City, Utah / West
9		Nicholas Bell	Bandit	So.	6-1	202	Orange Park, Fla. / Paxon School
9		Tyler Baker	QB	Fr.	6-0	190	Lockport, N.Y. / Canisius
10		Tedros Gleaton	QB	So.	6-1	214	Waldorf, Md. / North Point
10		Arnel Heathington	CB	Fr.	6-1	185	Waldorf, Md. / North Point
11	**	Eavan Gibbons	Bandit	Sr.	5-10	199	San Diego, Calif. / St. Augustine
11		Blake Horvath	QB	So.	6-2	195	Hilliard, Ohio / Hilliard Darby
11		Drew Turner	WR	Fr.	5-11	190	Vienna, Va. / The Potomac School
13		Andrew Duhart	CB	So.	5-10	185	Chesterfield, Va. / Trinity Episcopal School
13		Martel Carruthers	WR	Jr.	6-0	218	League City, Texas / Clear Spring
14		Jaxson Campbell	FS	So.	5-10	197	Thompson's Station, Tenn. / Independence
14		Casey Smith	WR	Fr.	6-4	190	Annapolis, Md. / St. Mary's
14		Jack Skidmore	QB	Fr.	5-9	170	Park City, Utah / Park City
15		Kellen Grave de Peralta	P	Jr.	6-1	191	Peachtree Corners, Ga. / Norcross
15		Peter Roll	FS	So.	6-0	205	Itasca, Ill. / Nazareth Academy
16	*	Joe Hutson	Bandit	Jr.	6-1	187	Lake Oswego, Ore. / Lake Oswego
16		Marcel Gaskins	SB	Fr.	5-7	188	Temple Hills, Md. / The Potomac School
17		Riley Bergeson	Striker	So.	6-2	206	Billings, Mont. / Billings West
17		Trai Ferguson	SB	Fr.	5-7	165	Richmond, Va. / Trinity Episcopal
18	**	Rayuan Lane III	FS	Jr.	5-11	197	Jessup, Md. / Gilman School
18		Aaron Harris	P	So.	6-0	207	Carlsbad, Calif. / Carlsbad
20	*	Dashaun Peele	CB	Jr.	5-11	197	Norfolk, Va. / Maury
20		TK Hodges	SB	Fr.	5-9	180	Chicago, Ill. / Woodberry Forest
21	**	Kai Puaioa-Rojas	SB	Sr.	6-0	195	Santa Barbara, Calif. / St. Bonaventure
21		JaSean McLean	S	Fr.	6-2	205	Laurel, Md. / The Avlon School
22		Eli Heidenreich	SB	So.	6-0	195	Pittsburgh, Pa. / Mt. Lebanon
22		Seth English	S	Fr.	6-3	185	Lafayette, Ind. / Jefferson
23		Devean Washington	FS	So.	6-1	198	Plainfield, Ill. / Joliet Catholic Academy
23		Tyler Bradley	SB	Fr.	5-6	170	Daphne, Ala. / Daphne
24		Brandon Chatman	SB	So.	5-9	167	Fort Lauderdale, Fla. / Calvary Christian Acad.
24		Carson de Avila	S	Fr.	6-0	190	Orange, Calif. / Newport Harbor
25		Fabian France	SB	So.	5-9	176	Woodland Park, N.J. / Bergen Catholic
25		Greg Johnson II	S	Fr.	5-10	190	Ovilla, Texas / Midlothian Heritage
26		Cameron Smith	SB	Jr.	5-9	185	Charlotte, N.C. / Olympic

#	Ltr	Name	Pos	Yr	Ht	Wt	Hometown / High School
26		Bryce Allen	CB	Fr.	5-11	180	Cumming, Ga. / West Forsyth
28	**	Amin Hassan	SB	Jr.	5-7	176	Richmond Heights, Fla. / Gulliver Prep
28		Roderic Lewis	Bandit	So.	5-11	190	Mason, Tenn. / Memphis University School
29	**	Daniel Jones	SB	Sr.	5-9	187	Fort Lauderdale, Fla. / Calvary Christian Acad.
29		Jacob Rooks	CB	So.	5-10	175	Chicago, Ill. / The Taft School (Conn.)
31	**	Xavier McDonald	Striker	Sr.	5-11	207	St. Petersburg, Fla. / Northeast
31		Giuseppe Sessi	S	Fr.	5-11	195	San Antonio, Texas / Reagan
32	*	Turner Stepp	Striker	Jr.	6-2	211	Decatur, Ala. / Decatur
32		Danny Enovitch	SB	So.	5-10	180	Avon, Ohio / St. Edward
32		Conner Lessane	S	Fr.	6-0	198	Lewisville, N.C. / Woodberry Forest
33	**	Jordan Sanders	Raider	Jr.	6-5	227	Chattanooga, Tenn. / Silverdale Baptist Acad.
33		Stephen Glenn	K	So.	6-0	192	Graham, N.C. / Southern Alamance
33		Luke Lawson	Striker	Fr.	6-2	207	Cranberry Township, Pa. / Seneca Valley
34	*	Anton Hall Jr.	SB	Jr.	5-8	198	Florida City, Fla. / Gulliver Prep
34		Nolan McCamy	Striker	Fr.	6-2	205	Covington, Ga. / Newton
34		Joshua Switzer	S	Fr.	5-10	188	Charlotte, N.C. / Ardrey Kell
35		Luke Pirris	Raider	So.	6-4	210	Ponte Vedra Beach, Fla. / Ponte Vedra
35		Kush'i Abraham	S	Fr.	5-9	186	Fairfield Township, Ohio / Withrow University
35		Gage Leonard	SB	Fr.	5-9	190	Chatsworth, Ga. / Calhoun
36		Kenzo Viteri	FB	So.	5-11	208	Spring, Texas / Klein
36		Ira Oniha	S	Fr.	6-1	175	Burtonsville, Md. / Paint Branch
37		Shane Reynolds	FB	So.	6-1	215	Glen Mills, Pa. / Garnet Valley
37		Jack Berman	Striker	Fr.	6-2	205	Arlington Heights, Ill. / Prospect
38	*	Logan Point	FB	Jr.	5-11	211	Celina, Texas / Celina
38		Michael Mack	Striker	So.	6-2	203	Roanoke, Va. / North Cross
39		Nathan Kirkwood	K	So.	6-2	174	Greencastle, Pa. / Greencastle-Antrim
39		Job Grant	Striker	Fr.	6-2	215	Kansas City, Mo. / Bishop O'Connell (Va.)
40		Kenneth McShan	LB	So.	6-1	220	Birmingham, Ala. / Gardendale
40		Victor Listorti	FB	Fr.	5-11	200	Pasadena, Md. / Chesapeake
41		James Perkins	Raider	So.	6-2	225	Pinson, Ala. / Pinson Valley
41		Noah Bull	S	Fr.	6-0	210	Baltimore, Md. / Loyola Blakefield
41		Stefan Egbe	FB	Fr.	6-0	218	Ellicott City, Md. / McDonogh School
42	*	Chaisen Buckner	Raider	Sr.	6-1	229	Chatsworth, Ga. / North Murray
42		William Ingle	FB	Fr.	5-10	215	Cincinnati, Ohio / Sycamore
42		Matthew Seliga	S	Fr.	5-11	190	Cincinnati, Ohio / Archbishop Moeller
43	**	Kyle Jacob	LB	Jr.	6-0	228	Paramus, N.J. / Paramus
43		Gavin Noe	FB	Fr.	6-1	227	Norris, Tenn. / Anderson County
44	**	Colin Ramos	LB	Jr.	5-11	205	Wayne, N.J. / Don Bosco
44		Khalil Crawford	FB	Sr.	6-1	220	Prattville, Ala. / Lakeland (Fla.)
45	*	Daba Fofana	FB	Jr.	5-8	205	Cumming, Ga. / West Forsyth
45		Brady Wine	Bandit	So.	5-10	189	Excelsior, Minn. / Benilde-St. Margaret's School
46		Alex Tecza	FB	So.	6-0	195	Pittsburgh, Pa. / Mt. Lebanon
46		RJ Davis	DT	Jr.	6-4	265	Bowie, Md. / DuVal
47		Ian Pourciau	LB	So.	6-2	213	Baton Rouge, La. / Parkview Baptist
47		Isaiah Bryant	SB	Fr.	5-9	165	Mount Dora, Fla. / Mount Dora Christian Acad.
49		Adam Klenk	LB	So.	6-2	215	Tabernacle, N.J. / Seneca
49		Kama Espinda	SB	Fr.	5-10	170	Honolulu, Hawaii / James Campbell
50		Cole Williams	LS	Sr.	6-0	195	Warrior, Ala. / Hayden
50		Johnny Wise	LB	So.	6-2	220	Savannah, Ga. / Lincoln County
51		Liam Barbee	LB	So.	6-0	216	Stanfield, N.C. / Charlotte Catholic
52	**	Gianni Woodson-Brooks	LB	Jr.	6-0	234	Washington, D.C. / Woodberry Forest (Va.)
52		Zarian Simms	OT	Fr.	6-4	295	Concord, N.C. / Cox Mill

2023 NAVY FOOTBALL

NUMERICAL ROSTER

#	Ltr	Name	Pos	Yr	Ht	Wt	Hometown / High School
53		Trey Jamison	LB	So.	6-1	215	Glenn Dale, Md. / Gonzaga College
53		Isaac Bunker	OL	Fr.	6-3	285	Monroe, Wis. / Monroe
54	**	Will Harbour	LB	Sr.	6-1	230	Frisco, Texas / Rick Reedy
54		Caden Hooper	OT	Fr.	6-1	270	Birmingham, Ala. / Minor
55	*	Nazir Rogers	Raider	Jr.	6-5	224	Port Orange, Fla. / New Smyrna Beach
55		Roderick Olson	LB	Fr.	6-2	226	Stamford, Conn. / St. Luke's School
56		Braylon Green	LB	So.	6-3	226	Marysville, Ohio / Fairbanks
56		Michael Reemts	OG	Fr.	6-4	280	Celina, Texas / Celina
57		Dylan Spelios	Raider	So.	6-4	225	Newnan, Ga. / East Coweta
57		JaBrian Davis	OG	Fr.	6-0	260	Clewiston, Fla. / Clewiston
58		Coleman Cauley	LB	Fr.	6-1	225	Macon, Ga. / First Presbyterian Day School
58		Cameron Nichols	OG	Fr.	6-1	280	Charlotte, N.C. / Providence Day School
59	*	Connor McMahon	OT	Jr.	6-3	279	Canonsburg, Pa. / Canon-McMillan
59		Elijah Oatsvall	LB	So.	6-1	220	Franklin, Tenn. / Brentwood Academy
60		Declan Moriarty	OG	Jr.	6-3	287	West Barnstable, Mass. / Barnstable
61		Alistair Larson	OG	So.	6-5	290	Silver Lake, Ohio / Woodridge
62		Javan Bouton	OG	Jr.	6-3	285	Carrollton, Texas / Prestonwood Christian
63		Jackson Leggans	OT	So.	6-3	275	Edgewater, Md. / Gonzaga College
64		Ben Purvis	OG	So.	6-3	293	Goddard, Kan. / Bishop Carroll Catholic
65	*	Brent Self	C	Jr.	6-2	267	Keller, Texas / Byron Nelson
66		Trey Cummings	OT	Jr.	6-1	262	Houston, Texas / Westfield
66		Terrence McCauley	NG	Fr.	6-0	280	White Plains, Md. / St. Mary's Ryken
67		Ayden Wheless	OT	So.	6-4	327	Annapolis, Md. / Broadneck
68	**	Lirion Murtezi	C	Sr.	6-3	315	Pittsburgh, Pa. / North Hills
70		Alex Howard	OG	Jr.	6-3	280	Deltona, Fla. / University
70		Ikenna Ozurumba	DE	Fr.	6-5	265	Acworth, Ga. / North Paulding
71	**	Joshua Pena	OG	Sr.	6-2	278	Queen Creek, Ariz. / Chandler
72		Greyson Crawford	OT	So.	6-3	272	Orlando, Fla. / Boone
73		Michael Whitehouse	OT	Jr.	6-4	257	Blue Ash, Ohio / St. Xavier
73		Alex McCalop	NG	Fr.	6-2	275	Greensboro, N.C. / Southeast Guilford
74		Mike Petrof	C	Sr.	6-2	269	Ligonier, Pa. / Ligonier Valley
74		River Wilson	NG	Fr.	5-11	280	Buford, Ga. / Buford
75	**	Sam Glover	OT	Sr.	6-3	270	Pickerington, Ohio / Pickerington
75		Griffen Willis	NG	Fr.	6-1	282	Austin, Texas / Lake Travis
76		Luke Molden	OT	So.	6-4	262	Newtown, Pa. / Council Rock North
76		Benjamin Reiland	DT	Fr.	6-2	289	Shakopee, Minn. / The Lawrenceville School (N.J.)
77		Harry Spencer	C	So.	6-2	270	Kansas City, Mo. / St. James Academy (Kan.)
78		Giuseppe Gottfried	OG	So.	6-3	305	Ann Arbor, Mich. / Saline
78		Tanner Call	DE	Fr.	6-4	255	McKinney, Texas / McKinney
79		Hoke Smith	OG	Fr.	6-3	290	Birmingham, Ala. / Vestavia
79		Matt Reyes	NG	Fr.	6-3	230	Friendswood, Texas / Friendswood
80		John Meagher	WR	Sr.	6-1	197	Oxford, Miss. / Oxford
81	*	Colin O'Connor	WR	Sr.	6-1	208	Great Falls, Va. / Gonzaga College
81		Justice Rider	Raider	Fr.	6-2	235	Dallas, Texas / Rockwall-Heath
82	*	Nathan Kent	WR	So.	6-3	175	Rocklin, Calif. / Rocklin
82		Bradley Raredon	LB	Fr.	6-4	210	Hudsonville, Mich. / Hudsonville
83		Cody Howard	WR	So.	6-2	220	North Beach, Md. / Northern
84	*	Regis Velez	WR	Jr.	6-4	203	Phoenix, Ariz. / Brophy Prep (Northern Arizona)
84		Gavin Woods	Raider	Fr.	6-3	206	Bulverde, Texas / Smithson Valley
85		Kendall Evans	WR	Fr.	6-4	210	McDonough, Ga. / Pace Academy
86		Joshua Guerin	WR	Fr.	6-1	180	Fort Lauderdale, Fla. / Coral Glades
87	**	Jayden Umbarger	WR	Sr.	6-0	196	Baltimore, Md. / Archbishop Spalding

#	Ltr	Name	Pos	Yr	Ht	Wt	Hometown / High School
88		Gracen Bell	TE	So.	6-6	252	Lee's Summit, Mo. / Lee's Summit North
89	**	Camari Williams	WR	Sr.	6-2	210	Fayetteville, N.C. / Seventy-First
90	**	Riley Riethman	P	Jr.	5-10	191	Keller, Texas / Nolan Catholic
91		Chreign LaFond	DE	So.	6-5	262	Silver Spring, Md. / Archbishop Carroll
91		Rayne Frye	LS	Fr.	6-2	180	Lawrenceville, Ga. / Grayson
92		Tyler Edwards	TE	Fr.	6-4	230	Brandon, Fla. / Newsome
93		Creedyn Foulger	TE	Jr.	6-3	255	Wellsville, Utah / Mountain Crest
93		Jake Lusk	DT	So.	6-3	250	Johnstown, Ohio / Johnstown-Monroe
94	**	Justin Reed	DE	Jr.	6-3	256	Apex, N.C. / Apex Friendship
94		Thomas Scully	TE	Jr.	6-2	236	Austin, Texas / Regents School of Austin
95	**	Jacob Busic	DE	Sr.	6-4	256	Westminster, Md. / Westminster
95		David Stanphill	LS	Fr.	5-7	145	Saint Simon Island, Ga. / Glynn Academy
96		Landon Robinson	NG	So.	6-0	245	Fairlawn, Ohio / Copley
96	*	Akalea Kaponu	TE	Sr.	6-1	236	Kailua, Hawai'i / Kamehameha
97	**	Clay Cromwell	DT	Sr.	6-3	292	Oxford, Miss. / Oxford
97		D.J. Donovan	TE	Jr.	6-2	240	Danbury, Conn. / Danbury
98		Kendall Whiteside	NG	So.	6-2	280	Tampa, Fla. / Seffner Christian Academy
98		Jake Norris	TE	Fr.	6-3	230	Madison, Miss. / Madison Central
99		Tyler Narayan	DT	So.	6-1	250	Irvine, Calif. / Mater Dei
99		Lance Gossett	K	Fr.	6-1	200	Louisville, Ky. / Male



2023 NAVY FOOTBALL

ALPHABETICAL ROSTER

#	Ltr	Name	Pos	Yr	Ht	Wt	Hometown / High School
35		Kushí Abraham	S	Fr.	5-9	186	Fairfield Township, Ohio / Withrow Univ.
26		Bryce Allen	CB	Fr.	5-11	180	Cumming, Ga. / West Forsyth
7	***	Xavier Arline	QB	Sr.	5-9	176	Wading River, N.Y. / Shoreham-Wading River
9		Tyler Baker	QB	Fr.	6-0	190	Lockport, N.Y. / Canisius
51		Liam Barbee	LB	So.	6-0	216	Stanfield, N.C. / Charlotte Catholic
88		Gracen Bell	TE	So.	6-6	252	Lee's Summit, Mo. / Lee's Summit North
9		Nicholas Bell	Bandit	So.	6-1	202	Orange Park, Fla. / Paxon School
17		Riley Bergeson	Striker	So.	6-2	206	Billings, Mont. / Billings West
37		Jack Berman	Striker	Fr.	6-2	205	Arlington Heights, Ill. / Prospect
0	***	Donald Bernard Jr.	NG	Sr.	6-0	256	Baton Rouge, La. / University Laboratory
62		Javan Bouton	OG	Jr.	6-3	285	Carrollton, Texas / Prestonwood Christian
23		Tyler Bradley	SB	Fr.	5-6	170	Daphne, Ala. / Daphne
47		Isaiah Bryant	SB	Fr.	5-9	165	Mount Dora, Fla. / Mount Dora Christian Acad.
42	*	Chaisen Buckner	Raider	Sr.	6-1	229	Chatsworth, Ga. / North Murray
41		Noah Bull	S	Fr.	6-0	210	Baltimore, Md. / Loyola Blakefield
53		Isaac Bunker	OL	Fr.	6-3	285	Monroe, Wis. / Monroe
95	**	Jacob Busic	DE	Sr.	6-4	256	Westminster, Md. / Westminster
78		Tanner Call	DE	Fr.	6-4	255	McKinney, Texas / McKinney
14		Jaxson Campbell	FS	So.	5-10	197	Thompson's Station, Tenn. / Independence
13		Martel Carruthers	WR	Jr.	6-0	218	League City, Texas / Clear Spring
58		Coleman Cauley	LB	Fr.	6-1	225	Macon, Ga. / First Presbyterian Day School
24		Brandon Chatman	SB	So.	5-9	167	Fort Lauderdale, Fla. / Calvary Christian Acad.
5	**	Willie Collins V	CB	Sr.	5-11	201	Mansfield, Texas / Lake Ridge
72		Greyson Crawford	OT	So.	6-3	272	Orlando, Fla. / Boone
44		Khalil Crawford	FB	Sr.	6-1	220	Prattville, Ala. / Lakeland Senior (Fla.)
97	**	Clay Cromwell	DT	Sr.	6-3	292	Oxford, Miss. / Oxford
66		Trey Cummings	OT	Jr.	6-1	262	Houston, Texas / Westfield
57		JaBrian Davis	OG	Fr.	6-0	260	Clewiston, Fla. / Clewiston
46		RJ Davis	DT	Jr.	6-4	265	Bowie, Md. / DuVal
24		Carson de Avila	S	Fr.	6-0	190	Orange, Calif. / Newport Harbor
97		D.J. Donovan	TE	Jr.	6-2	240	Danbury, Conn. / Danbury
13		Andrew Duhart	CB	So.	5-10	185	Chesterfield, Va. / Trinity Episcopal School
2		Denim Edwards	SB	Fr.	5-7	191	Miami, Fla. / Christopher Columbus
92		Tyler Edwards	TE	Fr.	6-4	230	Brandon, Fla. / Newsome
41		Stefan Egbe	FB	Fr.	6-0	218	Ellicott City, Md. / McDonogh School
22		Seth English	S	Fr.	6-3	185	Lafayette, Ind. / Jefferson
32		Danny Enovitch	SB	So.	5-10	180	Avon, Ohio / St. Edward
49		Kama Espinda	SB	Fr.	5-10	170	Honolulu, Hawai'i / James Campbell
85		Kendall Evans	WR	Fr.	6-4	210	McDonough, Ga. / Pace Academy
17		Trai Ferguson	SB	Fr.	5-7	165	Richmond, Va. / Trinity Episcopal
45	*	Daba Fofana	FB	Jr.	5-8	205	Cumming, Ga. / West Forsyth
93		Creedyn Foulger	TE	Jr.	6-3	255	Wellsville, Utah / Mountain Crest
25		Fabian France	SB	So.	5-9	176	Woodland Park, N.J. / Bergen Catholic
91		Rayne Frye	LS	Fr.	6-2	180	Lawrenceville, Ga. / Grayson
16		Marcel Gaskins	SB	Fr.	5-7	188	Temple Hills, Md. / The Potomac School
11	**	Eavan Gibbons	Bandit	Sr.	5-10	199	San Diego, Calif. / St. Augustine
10		Tedros Gleaton	QB	So.	6-1	214	Waldorf, Md. / North Point
33		Stephen Glenn	K	So.	6-0	192	Graham, N.C. / Southern Alamance
75	**	Sam Glover	OT	Sr.	6-3	270	Pickerington, Ohio / Pickerington
99		Lance Gossett	K	Fr.	6-1	200	Louisville, Ky. / Male
78		Giuseppe Gottfried	OG	So.	6-3	305	Ann Arbor, Mich. / Saline
39		Job Grant	Striker	Fr.	6-2	215	Kansas City, Mo. / Bishop O'Connell (Va.)

#	Ltr	Name	Pos	Yr	Ht	Wt	Hometown / High School
15		Kellen Grave de Peralta	P	Jr.	6-1	191	Peachtree Corners, Ga. / Norcross
56		Braylon Green	LB	So.	6-3	226	Marysville, Ohio / Fairbanks
86		Joshua Guerin	WR	Fr.	6-1	180	Fort Lauderdale, Fla. / Coral Glades
34	*	Anton Hall Jr.	SB	Jr.	5-8	198	Florida City, Fla. / Gulliver Prep
6		Kenneth Hall	CB	So.	5-10	175	Madison, Ala. / Sparkman
54	**	Will Harbour	LB	Sr.	6-1	230	Frisco, Texas / Rick Reedy
18		Aaron Harris	P	So.	6-0	207	Carlsbad, Calif. / Carlsbad
28	**	Amin Hassan	SB	Jr.	5-7	176	Richmond Heights, Fla. / Gulliver Prep
10		Arnel Heathington	CB	Fr.	6-1	185	Waldorf, Md. / North Point
22		Eli Heidenreich	SB	So.	6-0	195	Pittsburgh, Pa. / Mt. Lebanon
20		TK Hodges	SB	Fr.	5-9	180	Chicago, Ill. / Woodberry Forest
54		Caden Hooper	OT	Fr.	6-1	270	Birmingham, Ala. / Minor
11		Blake Horvath	QB	So.	6-2	195	Hilliard, Ohio / Hilliard Darby
70		Alex Howard	OG	Jr.	6-3	280	Deltona, Fla. / University
83		Cody Howard	WR	So.	6-2	220	North Beach, Md. / Northern
3		Luke Hutchison	QB	Fr.	6-0	190	Round Rock, Texas / McNeil
16	*	Joe Hutson	Bandit	Jr.	6-1	187	Lake Oswego, Ore. / Lake Oswego
42		William Ingle	FB	Fr.	5-10	215	Cincinnati, Ohio / Sycamore
43	**	Kyle Jacob	LB	Jr.	6-0	228	Paramus, N.J. / Paramus
53		Trey Jamison	LB	So.	6-1	215	Glenn Dale, Md. / Gonzaga College
25		Greg Johnson II	S	Fr.	5-10	190	Ovilla, Texas / Midlothian Heritage
29	**	Daniel Jones	SB	Sr.	5-9	187	Fort Lauderdale, Fla. / Calvary Christian Acad.
96	*	Akalea Kaponu	TE	Sr.	6-1	236	Kailua, Hawai'i / Kamehameha
82	*	Nathan Kent	WR	So.	6-3	175	Rocklin, Calif. / Rocklin
39		Nathan Kirkwood	K	So.	6-2	174	Greencastle, Pa. / Greencastle-Antrim
49		Adam Klenk	LB	So.	6-2	215	Tabernacle, N.J. / Seneca
91		Chreign LaFond	DE	So.	6-5	262	Silver Spring, Md. / Archbishop Carroll
18	**	Rayuan Lane III	FS	Jr.	5-11	197	Jessup, Md. / Gilman School
3	**	Elias Larry	CB	Jr.	6-0	197	Palmdale, Calif. / Sierra Canyon
61		Alistair Larson	OG	So.	6-5	290	Silver Lake, Ohio / Woodridge
1	**	Tai Lavatai	QB	Sr.	6-2	221	St. Johns, Fla. / Creekside
33		Luke Lawson	Striker	Fr.	6-2	207	Cranberry Township, Pa. / Seneca Valley
63		Jackson Leggans	OT	So.	6-3	275	Edgewater, Md. / Gonzaga College
35		Gage Leonard	SB	Fr.	5-9	190	Chatsworth, Ga. / Calhoun
32		Conner Lessane	S	Fr.	6-0	198	Lewisville, N.C. / Woodberry Forest
28		Roderic Lewis	Bandit	So.	5-11	190	Mason, Tenn. / Memphis University School
40		Victor Listorti	FB	Fr.	5-11	200	Pasadena, Md. / Chesapeake
8		Karson Lopati	QB	Fr.	6-0	183	West Valley City, Utah / West High
93		Jake Lusk	DT	So.	6-3	250	Johnstown, Ohio / Johnstown-Monroe
38		Michael Mack	Striker	So.	6-2	203	Roanoke, Va. / North Cross
73		Alex McCalop	NG	Fr.	6-2	275	Greensboro, N.C. / Southeast Guilford
34		Nolan McCamy	Striker	Fr.	6-2	205	Covington, Ga. / Newton
66		Terrence McCauley	NG	Fr.	6-0	280	White Plains, Md. / St. Mary's Ryken
31	**	Xavier McDonald	Striker	Sr.	5-11	207	St. Petersburg, Fla. / Northeast
21		JaSean McLean	S	Fr.	6-2	205	Laurel, Md. / The Avlon School
59	*	Connor McMahan	OT	Jr.	6-3	279	Canonsburg, Pa. / Canon-McMillan
40		Kenneth McShan	LB	So.	6-1	220	Birmingham, Ala. / Gardendale
80		John Meagher	WR	Sr.	6-1	197	Oxford, Miss. / Oxford
76		Luke Molden	OT	So.	6-4	262	Newtown, Pa. / Council Rock North
2	**	Marcus Moore	FS	Sr.	6-0	191	Houston, Texas / Westfield
60		Declan Moriarty	OG	Jr.	6-3	287	West Barnstable, Mass. / Barnstable
68	**	Lirion Murtezi	C	Sr.	6-3	315	Pittsburgh, Pa. / North Hills



2023 NAVY FOOTBALL

ALPHABETICAL ROSTER

#	Ltr	Name	Pos	Yr	Ht	Wt	Hometown / High School
0	*	Kroy Myers	WR	Jr.	5-11	184	Waldorf, Md. / North Point
99		Tyler Narayan	DT	So.	6-1	250	Irvine, Calif. / Mater Dei
58		Cameron Nichols	OG	Fr.	6-1	280	Charlotte, N.C. / Providence Day School
43		Gavin Noe	FB	Fr.	6-1	227	Norris, Tenn. / Anderson County
98		Jake Norris	TE	Fr.	6-3	230	Madison, Miss. / Madison Central
81	*	Colin O'Connor	WR	Sr.	6-1	208	Great Falls, Va. / Gonzaga College
59		Elijah Oatsvall	LB	So.	6-1	220	Franklin, Tenn. / Brentwood Academy
55		Roderick Olson	LB	Fr.	6-2	226	Stamford, Conn. / St. Luke's School
36		Ira Oniha	S	Fr.	6-1	175	Burtonsville, Md. / Paint Branch (Fork Union)
70		Ikenna Ozurumba	DE	Fr.	6-5	265	Acworth, Ga. / North Paulding
20	*	Dashaun Peele	CB	Jr.	5-11	197	Norfolk, Va. / Maury
71	**	Joshua Pena	OG	Sr.	6-2	278	Queen Creek, Ariz. / Chandler
41		James Perkins	Raider	So.	6-2	225	Pinson, Ala. / Pinson Valley
8	*	Matthew Peters	CB	Sr.	6-2	183	Floral, Ala. / Cairo (Ga.)
74		Mike Petrof	C	Sr.	6-2	269	Ligonier, Pa. / Ligonier Valley
35		Luke Pirris	Raider	So.	6-4	210	Ponte Vedra Beach, Fla. / Ponte Vedra
38	*	Logan Point	FB	Jr.	5-11	211	Celina, Texas / Celina
2		Drevonn Ponder	QB	So.	6-1	230	Grand Prairie, Texas / James Bowie
47		Ian Pourciau	LB	So.	6-2	213	Baton Rouge, La. / Parkview Baptist
21	**	Kai Puaioa-Rojas	SB	Sr.	6-0	195	Santa Barbara, Calif. / St. Bonaventure
64		Ben Purvis	OG	So.	6-3	293	Goddard, Kan. / Bishop Carroll Catholic
44	**	Colin Ramos	LB	Jr.	5-11	205	Wayne, N.J. / Don Bosco
82		Bradley Raredon	LB	Fr.	6-4	210	Hudsonville, Mich. / Hudsonville
94	**	Justin Reed	DE	Jr.	6-3	256	Apex, N.C. / Apex Friendship
56		Michael Reemts	OG	Fr.	6-4	280	Celina, Texas / Celina
76		Benjamin Reiland	DT	Fr.	6-2	289	Shakopee, Minn. / The Lawrenceville School (N.J.)
79		Matt Reyes	NG	Fr.	6-3	230	Friendswood, Texas / Friendswood
37		Shane Reynolds	FB	So.	6-1	215	Glen Mills, Pa. / Garnet Valley
81		Justice Rider	Raider	Fr.	6-2	235	Dallas, Texas / Rockwall-Heath
90	**	Riley Riethman	P	Jr.	5-10	191	Keller, Texas / Nolan Catholic
96		Landon Robinson	NG	So.	6-0	245	Fairlawn, Ohio / Copley
55	*	Nazir Rogers	Raider	Jr.	6-5	224	Point Orange, Fla. / New Smyrna Beach
15		Peter Roll	FS	So.	6-0	205	Itasca, Ill. / Nazareth Academy
29		Jacob Rooks	CB	So.	5-10	175	Chicago, Ill. / The Taft School (Conn.)
33	**	Jordan Sanders	Raider	Jr.	6-5	227	Chattanooga, Tenn. / Silverdale Baptist Acad.
94		Thomas Scully	TE	Jr.	6-2	236	Austin, Texas / Regents School of Austin
65	*	Brent Self	C	Jr.	6-2	267	Keller, Texas / Byron Nelson
42		Matthew Seliga	S	Fr.	5-11	190	Cincinnati, Ohio / Archbishop Moeller
31		Giuseppe Sessi	S	Fr.	5-11	195	San Antonio, Texas / Reagan
52		Zarian Simms	OT	Fr.	6-4	295	Concord, N.C. / Cox Mill
14		Jack Skidmore	QB	Fr.	5-9	170	Park City, Utah / Park City
26		Cameron Smith	SB	Jr.	5-9	185	Charlotte, N.C. / Olympic
14		Casey Smith	WR	Fr.	6-4	190	Annapolis, Md. / St. Mary's
79		Hoke Smith	OG	Fr.	6-3	290	Birmingham, Ala. / Vestavia
57		Dylan Spelios	Raider	So.	6-4	225	Newnan, Ga. / East Coweta
77		Harry Spencer	C	So.	6-2	270	Kansas City, Mo. / St. James Academy (Kan.)
95		David Stanphill	LS	Fr.	5-7	145	Saint Simon Island, Ga. / Glynn Academy
32	*	Turner Stepp	Striker	Jr.	6-2	211	Decatur, Ala. / Decatur
34		Joshua Switzer	S	Fr.	5-10	188	Charlotte, N.C. / Ardrey Kell
46		Alex Tecza	FB	So.	6-0	195	Pittsburgh, Pa. / Mt. Lebanon
11		Drew Turner	WR	Fr.	5-11	190	Vienna, Va. / The Potomac School
87	**	Jayden Umbarger	WR	Sr.	6-0	196	Baltimore, Md. / Archbishop Spalding

#	Ltr	Name	Pos	Yr	Ht	Wt	Hometown / High School
84	*	Regis Velez	WR	Jr.	6-4	203	Phoenix, Ariz. / Brophy Prep (Northern Arizona)
36		Kenzo Viteri	FB	So.	5-11	208	Spring, Texas / Klein
1		Lorenzo Vitti	CB	Fr.	6-1	175	Detroit, Mich. / Divine Child
4		Adam Walker II	CB	So.	6-1	185	Alpharetta, Ga. / Alpharetta
4		Isaiah Walters	QB	Fr.	5-10	170	Haymarket, Va. / Battlefield
6	**	Evan Warren	K	Sr.	5-10	178	Finksburg, Md. / Westminster
23		Devean Washington	FS	So.	6-1	198	Plainfield, Ill. / Joliet Catholic Academy
67		Ayden Wheless	OT	So.	6-4	327	Annapolis, Md. / Broadneck
73		Michael Whitehouse	OT	Jr.	6-4	257	Blue Ash, Ohio / St. Xavier
98		Kendall Whiteside	NG	So.	6-2	280	Tampa, Fla. / Seffner Christian Academy
89	**	Camari Williams	WR	Sr.	6-2	210	Fayetteville, N.C. / Seventy-First
50		Cole Williams	LS	Sr.	6-0	195	Warrior, Ala. / Hayden
7	**	Mbiti Williams Jr.	CB	Jr.	5-9	180	Snellville, Ga. / Pace Academy
75		Griffen Willis	NG	Fr.	6-1	282	Austin, Texas / Lake Travis
74		River Wilson	NG	Fr.	5-11	280	Buford, Ga. / Buford
45		Brady Wine	Bandit	So.	5-10	189	Excelsior, Minn. / Benilde-St. Margaret's School
50		Johnny Wise	LB	So.	6-2	220	Savannah, Ga. / Lincoln County
84		Gavin Woods	Raider	Fr.	6-3	206	Bulverde, Texas / Smithson Valley
5		Braxton Woodson	QB	Fr.	6-3	202	Altamonte Springs, Fla. / Lake Brantley
52	**	Jianni Woodson-Brooks	LB	Jr.	6-0	234	Washington, D.C. / Woodberry Forest (Va.)



AMERICA'S TEAM

ALABAMA (10)

Tyler Bradley	Daphne
Khalil Crawford	Prattville
Kenneth Hall	Madison
Caden Hooper	Birmingham
Kenneth McShan	Birmingham
James Perkins	Pinson
Matthew Peters	Floral
Hoke Smith	Birmingham
Turner Stepp	Decatur
Cole Williams	Warrior

ARIZONA (2)

Joshua Pena	Queen Creek
Regis Velez	Phoenix

CALIFORNIA (7)

Carson de Avila	Orange
Eavan Gibbons	San Diego
Aaron Harris	Carlsbad
Nathan Kent	Rocklin
Elias Larry	Palmdale
Tyler Narayan	Irvine
Kai Pualoia-Rojas	Santa Barbara

CONNECTICUT (2)

D.J. Donovan	Danbury
Roderick Olson	Stamford

DISTRICT OF COLUMBIA (1)

Jianni Woodson-Brooks	Washington
-----------------------	------------

FLORIDA (18)

Nicholas Bell	Orange Park
Isaiah Bryant	Mount Dora
Brandon Chatman	Ft. Lauderdale
Greyson Crawford	Orlando
Ja'Brian Davis	Clewiston
Denim Edwards	Miami
Tyler Edwards	Brandon
Joshua Guerin	Ft. Lauderdale
Anton Hall Jr.	Florida City
Amin Hassan	Richmond Heights
Alex Howard	Deltona
Daniel Jones	Fort Lauderdale
Tai Lavatai	St. Johns
Xavier McDonald	St. Petersburg
Luke Pirris	Ponte Vedra Beach, Fla.
Nazir Rogers	Port Orange
Kendall Whiteside	Tampa
Braxton Woodson	Altamonte Springs

GEORGIA (16)

Bryce Allen	Cumming
Chaisen Buckner	Chatsworth
Coleman Cauley	Macon
Kendall Evans	McDonough
Daba Fofana	Cumming
Rayne Frye	Lawrenceville
Kellen Grave de Peralta	Peachtree Corners
Gage Leonard	Chatsworth
Nolan McCamy	Covington
Ikenna Ozurumba	Acworth
Dylan Spellos	Newnan
Davin Stanphill	Saint Simon Island
Adam Walker II	Alpharetta
Mbiti Williams Jr.	Snellville
River Wilson	Buford
Johnny Wise	Savannah

HAWAII (2)

Kama Espinda	Honolulu
Akalea Kaponu	Kailua

ILLINOIS (5)

Jack Berman	Arlington Heights
TK Hodges	Chicago
Peter Roll	Itasca
Jacob Rooks	Chicago
Devean Washington	Plainfield

INDIANA (1)

Seth English	Lafayette
--------------	-----------

KANSAS (1)

Ben Purvis	Goddard
------------	---------

KENTUCKY (1)

Lance Gossett	Louisville
---------------	------------

LOUISIANA (2)

Donald Berniard Jr.	Baton Rouge
Ian Pourciau	Baton Rouge

MARYLAND (21)

Noah Bull	Baltimore
Jacob Basic	Westminster
RJ Davis	Bowie
Stefan Egbe	Ellicott City
Marcel Gaskins	Temple Hills
Teddy Gleaton	Waldorf
Arnel Heathington	Waldorf
Cody Howard	North Beach
Trey Jamison	Glenn Dale
Chreign LaFond	Silver Spring
Rayuan Lane III	Jessup
Jackson Leggans	Edgewater
Victor Listorti	Pasadena
Terrence McCauley	White Plains
JaSean McLean	Laurel
Kroy Myers	Waldorf
Ira Oniha	Burtonsville
Casey Smith	Annapolis
Jayden Umbarger	Baltimore
Evan Warren	Finksburg
Ayden Wheless	Annapolis

MASSACHUSETTS (1)

Declan Moriarty	West Barnstable
-----------------	-----------------

MICHIGAN (3)

Giuseppie Gottfried	Ann Arbor
Bradley Raredon	Hudsonville
Lorenzo Vitti	Detroit

MINNESOTA (2)

Benjamin Reiland	Shakopee
Brady Wine	Excelsior

MISSISSIPPI (3)

Clay Cromwell	Oxford
John Meagher	Oxford
Jake Norris	Madison

MISSOURI (3)

Gracen Bell	Lee's Summit
Job Grant	Kansas City
Harry Spencer	Kansas City

MONTANA (1)

Riley Bergeson	Billings
----------------	----------

NEW JERSEY (4)

Fabian France	Woodland Park
Kyle Jacob	Paramus
Adam Klenk	Tabernacle
Colin Ramos	Wayne

NEW YORK (2)

Xavier Arline	Wading River
Tyler Baker	Lockport

NORTH CAROLINA (10)

Liam Barbee	Stanfield
Stephen Glenn	Graham
Conner Lessane	Greensboro
Alex McCalop	Greensboro
Cameron Nichols	Charlotte
Justin Reed	Apex
Zariah Simms	Concord
Cameron Smith	Charlotte
Joshua Switzer	Charlotte
Camari Williams	Fayetteville

OHIO (11)

Kushi Abraham	Fairfield Township
Danny Enovitch	Avon
Sam Glover	Pickerington
Braylon Green	Marysville
Blake Horvath	Hilliard
William Ingle	Cincinnati
Alistair Larson	Silver Lake
Jake Lusk	Pataskala
Landon Robinson	Fairlawn
Matthew Seliga	Cincinnati
Michael Whitehouse	Blue Ash

2023 NAVY FOOTBALL

AMERICA'S TEAM

OREGON (1)

Joe Hutson Lake Oswego

PENNSYLVANIA (9)

Eli Heidenreich	Pittsburgh
Nathan Kirkwood	Greencastle
Luke Lawson	Cranberry Township
Connor McMahon	Canonsburg
Luke Molden	Newtown
Lirion Murtezi	Pittsburgh
Mike Petrof	Ligonier
Shane Reynolds	Glen Mills
Alex Tecza	Pittsburgh

TENNESSEE (6)

Jaxson Campbell	Thompson's Station
Sean Harris	Dyersburg
Roderic Lewis	Mason
Gavin Noe	Norris
Elijah Oatsvall	Franklin
Jordan Sanders	Chattanooga

TEXAS (21)

Javan Bouton	Carrollton
Tanner Call	McKinney
Martel Carruthers	League City
Willie Collins V	Mansfield
Trey Cummings	Houston
Will Harbour	Frisco
Luke Hutchinson	Round Rock
Greg Johnson II	Ovilla
Marcus Moore	Houston
Logan Point	Celina
Drevonn Ponder	Grand Prairie
Michael Reemts	Celina
Matt Reyes	Friendswood
Justice Rider	Dallas
Riley Riethman	Keller
Thomas Scully	Austin
Brent Self	Keller
Giuseppe Sessi	San Antonio
Kenzo Viteri	Spring
Griffen Willis	Austin
Gavin Woods	Bulverde

UTAH (3)

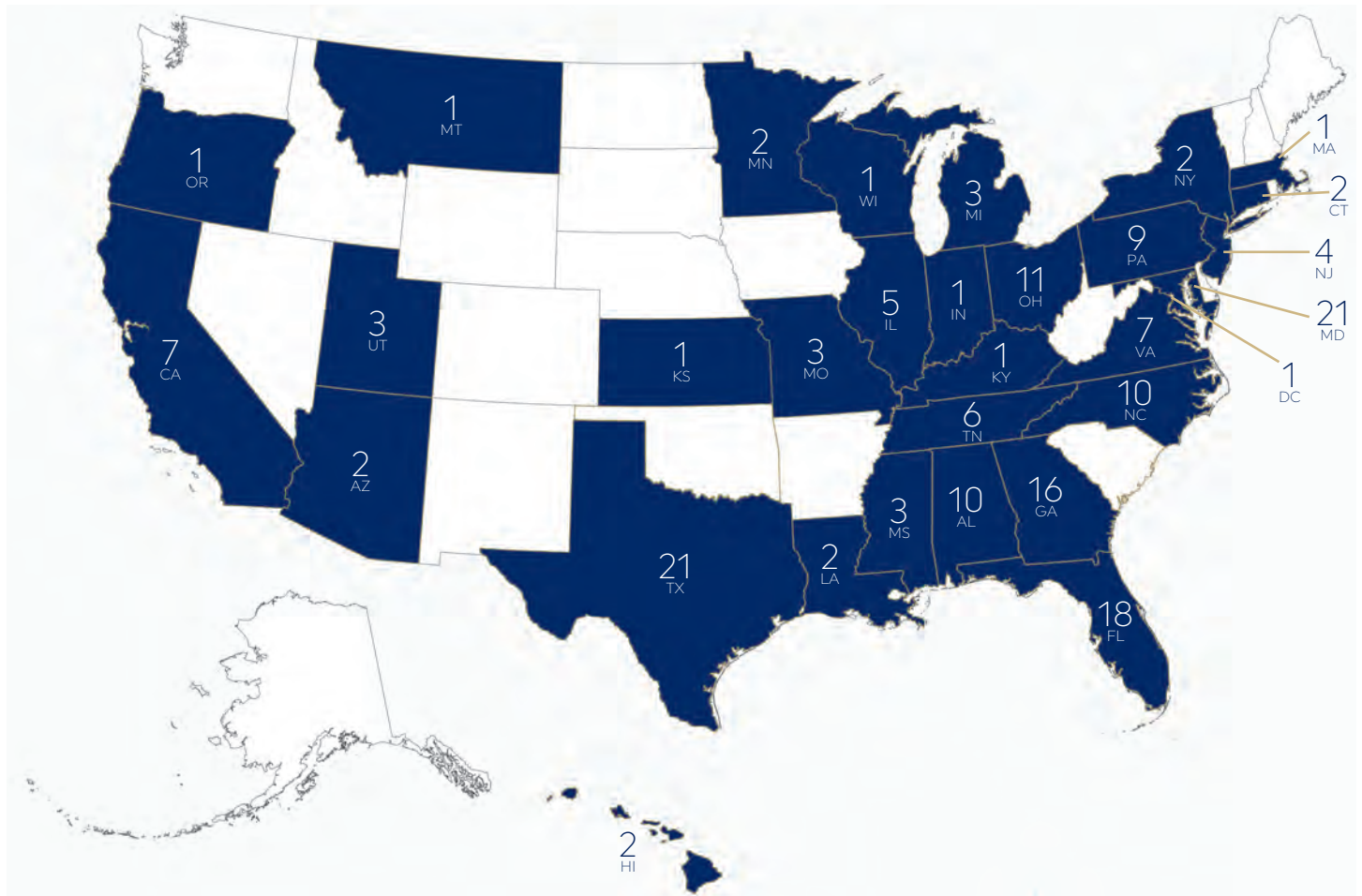
Creedyn Foulger	Wellsville
Karson Lopati	West Valley City
Jack Skidmore	Park City

VIRGINIA (7)

Andrew Durhart	Chesterfield
Trai Ferguson	Richmond
Michael Mack	Roanoke
Colin O'Connor	Great Falls
Dashaun Peele	Norfolk
Drew Turner	Vienna
Isaiah Walters	Haymarket

WISCONSIN (1)

Isaac Bunker	Monroe
--------------	--------



2023 NAVY FOOTBALL

**SECTION
THREE**

**COACHING
STAFF**



2023 NAVY FOOTBALL



BRIAN
NEWBERRY



COACHING STAFF

BRIAN NEWBERRY

HEAD COACH

FIFTH SEASON AT NAVY | FIRST SEASON AS HEAD COACH

On Dec. 19, 2022, Naval Academy Director of Athletics Chet Gladchuk introduced Brian Newberry as the program's 40th head football coach. Newberry had served as the Mids' defensive coordinator for the last four seasons.

"Coach Newberry is respected and was highly endorsed by many within the Navy football family," said Gladchuk. "Brian is organized, innovative, intelligent, inspirational and brings an expectation of competitive toughness that has made Navy one of the top defensive units in the nation. The span of his experience at a number of institutions, coupled with four years in Annapolis has allowed him to create a vision for Navy football that is all encompassing and very logical as it pertains to the way ahead. Often there comes a time in the careers of highly-accomplished coaches in our profession when documented credibility aligns with logical leadership opportunity and Coach Newberry's time is now."

"I want to thank Chet Gladchuk and Admiral Sean Buck for this incredible opportunity and for their ongoing support and belief in me," said Newberry. "I also want to thank Coach Niumatalolo for taking a chance on me four years ago.

"It is a great honor and privilege to lead this program," continued Newberry. "It is a great responsibility that I fully accept and embrace. I could not be more excited and optimistic about the future of Navy football. The Naval Academy is a special place and we have great young men in our program. Our culture remains strong. I believe wholeheartedly in the mission here and have seen firsthand the impact this institution has on the lives of the young men and women who graduate and serve. We will facilitate the values and the mission of the Naval Academy within our program. We will make the Navy football family and all associated with the Naval Academy proud, both on and off the field! Go Navy! Beat everyone!"



Navy finished third in the nation against the run in 2022 (88.9 yards per game), which is even more impressive when you consider it was the only defense ranked in the top 25 that faced three of the top-10 rushing offenses in the country (#1 Air Force, #2 Army and #9 UCF). Navy also finished third nationally in fewest first downs allowed (187), 23rd in sacks (2.8 per game), 22nd in fumbles recovered (11) and 32nd in total defense (339.0 yards per game).

Senior striker John Marshall finished tied for third in the nation in sacks (0.9 per game) and tackles for a loss per game (1.6), while setting school records for sacks in a season (11) and game (4). Marshall was the only unanimous First-Team All-American Athletic Conference selection in 2022 and was also named the ECAC Defensive Player of the Year.

In 2021, the Navy defense acquitted itself well by finishing 32nd in the nation in rushing defense, 34th in total defense and 34th in red zone defense. Linebacker Diego Fagot was distinguished with All-American honors, First-Team All-American Athletic Conference and was named All-East. Fagot was also named MVP of the East-West Shrine All-Star Game.

In 2020, after a slow start due to COVID, the defense finished the year with a flurry, holding Memphis, Tulsa and Army to under 300 yards of total offense. It was the first time a Navy defense had achieved that feat since 1997.

In 2019, Newberry's first year on the job, Navy made massive improvements on the defensive side of the football.

Navy ranked 20th in third down defense (121st in 2018), 10th in rushing defense (90th in 2018), 39th in passing defense (75th in 2018), 16th in total defense (86th in 2018) and 34th in scoring defense (103rd in 2018).

Newberry, a semifinalist for the Broyles Award, presented annually to the best assistant coach in college football, and his defensive staff installed a "Get 6" culture within the Navy defense that took off. Newberry told the defensive players if they got a combination of six three-and-outs, fourth down stops, turnovers and defensive touchdowns in a game, the Mids would win. In 2019, Navy was 8-0 when it managed to "Get 6."

The Mids finished 10th in the nation against the run despite facing the #2, #3 and #11 rushing offenses in the country. Navy forced the opposing offense off the field in three plays or less in 36 percent of its drives, which was the 10th-best average in the country. The Navy defense gave up just 15.2 first downs per game, which was tied for third best in the country. Safeties Evan Fochtman and Kevin Brennan were named First-Team All-East.

Prior to his arrival in Annapolis, Newberry served as the defensive coordinator and secondary coach at Kennesaw State from 2015-18, leading the Owls to the FCS quarterfinals in each of his last two seasons.

Kennesaw State ranked first in the FCS in fewest first downs allowed per game and second in total defense in 2018. The Owls finished seventh in scoring defense, giving up an average of 15.4 points per game. The Owls also ranked 11th nationally in third down conversion defense.

In 2017, Kennesaw State ranked seventh nationally in scoring defense and third in turnovers gained. The Owls picked off 24 passes, which ranked second nationally, and led the Big South in rushing defense, pass defensive efficiency and red zone defense, while standing second in sacks (31).

The Kennesaw defense forced an incredible 56 turnovers over Newberry's last two years, including 37 interceptions.

Newberry joined the Kennesaw State coaching staff after spending the 2012 season as defensive coordinator at Northern Michigan.

Prior to his one season at Northern Michigan, Newberry served as defensive coordinator/linebackers coach at the University of the South in Seawee, Tenn., in 2011 where the Tigers improved their scoring defense by 16 points per game and total defense by 85 yards a contest.

Newberry's coaching experience also includes four seasons (2007-10) as defensive backs coach at Elon and five years (2004-06, 2001 and 2002) as defensive coordinator/defensive backs coach at Washington & Lee. He also served as a graduate assistant/defensive line coach at Rice during the spring of 2004, spent one season as an assistant defensive backs coach at Lehigh in 2003 and began his coaching career at Southern Arkansas where he was a graduate assistant coaching the defensive backs and wide receivers in 1999 and 2000.

In 2004, Newberry's Washington & Lee defense produced a school-record 43 sacks and ranked among the Division III leaders in rushing defense. The Generals' defense led the Old Dominion Athletic Conference in pass defense, rush defense and scoring defense in 2005 and in 2006, Washington & Lee forced 30 turnovers and ranked among the nation's leaders in pass defense.

Newberry played collegiately at Baylor and graduated in 1998 with a Bachelor of Science in education. He helped lead the Bears to the Southwest Conference Co-Championship and an appearance in the 1994 Alamo Bowl, as well as a No. 5 national ranking in total defense in 1995.

Newberry and his wife, Kate, are the parents of a son, Max, and a daughter, Lyla.

COACHING STAFF

NEWBERRY COACHING RECORD

Career Record	0-0 / 1st Season
Navy Record	0-0 / 1st Season
American Athletic Conference	0-0
Nonconference	0-0
Home	0-0
Away	0-0
Neutral	0-0
Service Academy Games	0-0
Bowl Games	0-0

YEAR-BY-YEAR COACHING LEDGER

School	Year	W	L	Pct.	Postseason
Navy	2023				First Year

NEWBERRY'S RESUMÉ

Years at Navy	5th Season
Years as Head Coach	1st Season
Record	0-0

COACHING BACKGROUND

1999-00	Graduate Assistant / Southern Arkansas
2001-02	Defensive Coordinator / Washington & Lee
2003	Defensive Backs / Lehigh
2004	Graduate Assistant / Rice
2004-06	Defensive Coordinator / Washington & Lee
2007-10	Defensive Backs / Elon
2011	Defensive Coordinator / University of the South
2012	Defensive Coordinator / Northern Michigan
2013-18	Defensive Coordinator / Kennesaw State
2019-22	Defensive Coordinator / Navy
2023	Head Coach / Navy

PERSONAL

Date of Birth	Feb. 26, 1974
Education	Baylor, B.S., 1998
Wife	Kate
Children	Max and Lyla

ASHLEY INGRAM

ASSISTANT HEAD COACH | OFFENSIVE LINE
16TH SEASON AT NAVY

Ashley Ingram is in his 16th year at the Naval Academy coaching the offensive line and his first as the assistant head coach.

Navy has compiled an 109-82 (.571) record during Ingram's tenure, beating Army 10 times, earning 10 bowl bids, winning six bowl games, winning six Commander-In-Chief's Trophies and beating Notre Dame three times. Ingram is also regarded as Navy's top recruiter.

In 2022, Navy finished fourth in the nation in rushing, averaging 241.2 yards per game. The Mids finished third in the country in passing yards per completion (19.0), 25th in fourth down conversions (.605) and second in time of possession (34:38).

In 2021, Navy managed to have the ninth best rushing offense in the country (225.5 yards per game) despite facing six of the top 35 defenses in the country, including three of the top 10. On top of the tough schedule, Navy had to start five different offensive tackles, five different guards and three different centers due to injury. Senior center Pierce Banbury was named All-East.

In 2019, Navy had one of the greatest seasons in school history, winning a school-record tying 11 games against just two losses, winning the Commander-In-Chief's Trophy, sharing the American Athletic Conference West Division title with Memphis and winning the prestigious Liberty Bowl. The Mids' eight-game improvement from 2018 was the second-biggest turnaround in FBS history.



The Mids finished the 2019 campaign ranked 20th in both the *Associated Press* and *USA Today* Coaches Polls. It marked just the second time in the last 56 years that Navy finished in the AP Top 20 (18th in 2015).

A big part of that success was a Navy offense that set school records for total rushing yards (4,687), rushing yards per attempt (6.1), rushing yards per game (360.5), total offense yards per game (455.8) and tied the record for total offensive yards per attempt (6.8). The Mids also led the nation in rushing thanks to an offensive line that will go down as one of the best in school history.

The Mids were also prolific in the passing game, finishing second in the country in average yards per catch (22.51) and seventh in passing efficiency (176.92).

Senior guard David Forney was named First-Team All-American Athletic Conference, while junior offensive tackle Billy Honaker was named Honorable Mention. Forney and senior center Ford Higgins were named First-Team All-East.

Navy finished the 2017 campaign with a 7-6 record, which included a 49-7 rout of Virginia in the Military Bowl. The 42-point margin of victory was the largest by a Navy team over a team from the autonomy 5 since the Mids beat West Virginia 51-7 in the 1963 season opener. The Mids played eight games against teams that went to a bowl game and played five teams that won 10 or more games. The offense set a school record by averaging 351.4 yards per game.

Navy finished the 2016 campaign with a 9-5 mark and a 7-1 record in the American Athletic Conference despite a season that saw the Mids have 102 missed games by starters or key contributors. The Mids played Temple in the AAC Championship Game and played in a bowl game (Armed Forces) for the 13th time in the last 14 years. The nine wins tied for the fifth most in school history and the team set school records for points (531), touchdowns (73), touchdowns per game (5.2), rushing touchdowns (61), total offense (6,136 yards) and yards per play (6.8) despite playing four different quarterbacks.

Senior offensive guard Adam West was Navy's lone selection on the All-AAC First Team, while senior center Maurice Morris was named to the second team. West was named to the First-Team All-East squad, while Morris and junior guard Evan Martin were named Second Team All-East.

In 2015, Navy won a school-record 11 wins against just two losses, qualified for a bowl game for the 12th time in the last 13 years, won a bowl game for the 10th time in school



COACHING STAFF

history (beat Pittsburgh 44-28 in the Military Bowl), won a bowl game for a third straight year for the first time in school history, defeated Army for a series-record 14th consecutive year, won the Commander-In-Chief's Trophy for the third time in the last four years, won the Lambert Trophy as the best team in the East for the first time since 1963, finished 18th in the country in both the Associated Press and Coaches polls and shared the West Division title of the American Athletic Conference with Houston in Navy's first year of being in a conference after being an Independent for 134 years.

Offensive guard E.K. Binns was named a 2015 CoSIDA Second Team Academic All-American and was a finalist for the National Football Foundation Scholar Athlete of the Year award. Binns was named First-Team All-American Athletic Conference and First-Team All-East.

Navy finished the 2014 campaign with an 8-5 record, qualified for a bowl game, won a bowl game (beat San Diego State 17-16 in the Poinsettia Bowl), won a bowl game in back-to-back years for the second time in school history and defeated Army for a series-record 13th consecutive year.

Navy finished the 2013 campaign with a 9-4 record, won the Commander-In-Chief's Trophy for the ninth time in the last 11 years, qualified for a bowl game, won a bowl game (beat Middle Tennessee 24-6 in the Bell Helicopter Armed Forces Bowl) and defeated Army for a series-record 12th consecutive year.

Guards Jake Zuzek and E.K. Binns were named to the All-Independent and All-East team, while Binns was named Capital One Academic All-District.

Ingram helped lead Navy to an 8-5 record in 2012 and a berth in the Kraft Fight Hunger Bowl. Navy defeated Air Force 28-21 in overtime and Army 17-13 to win the Commander-In-Chief's Trophy.

In 2011, guard John Dowd was named a First-Team Academic All-American for the second-consecutive year making him the first Two-Time First-Team Academic All-American in school history.

The Mids posted an impressive 9-4 record in 2010, defeated Army, defeated Notre Dame in consecutive seasons for only the third time in school history and appeared in a bowl game for the eighth-straight year.

The 2009 season was one to remember, as the Mids tied a school record for wins with 10, won a school-record seventh-consecutive Commander-In-Chief's Trophy, appeared in a school-record seventh-consecutive bowl game and ran their winning streak against the other two Service Academies to an amazing 15-straight games. The Mids capped the season off with a 35-13 rout of Missouri in the Texas Bowl.

The Mids posted an 8-5 record in 2008 and participated in the EagleBank Bowl. The Mids won the Commander-In-Chief's Trophy thanks to a 33-27 victory over Air Force and a 34-0 win over Army.

Ingram came to Navy from Bucknell, where he served as the offensive coordinator and offensive line coach for two seasons.

In Ingram's first year as offensive coordinator at Bucknell in 2006, the Bison went from one win the previous year to six and ranked fifth in the nation in rushing offense, averaging 235.2 yards per game, and reduced their turnover total from 33 the previous season to 14.

Prior to Bucknell, Ingram was at Rhode Island where the Rams led the Atlantic 10 in rushing five of his six seasons and finished second in the nation in rushing yards in 2003.

A native of Iron City, Ga., and a 1996 graduate of the University of North Alabama, Ingram was a four-year letterman on the offensive line and helped his team win Division II national titles in 1993, 1994 and 1995. He entered the coaching ranks as a graduate assistant, first at North Alabama in 1997, then at Temple University in the spring. After spending a year at North Cobb High School in Kennesaw, Ga., in 1998, he became the offensive line coach at the University of West Alabama in 1999, then at Rhode Island in 2000.

Ingram and his wife, Jenifer, are the parents of a daughter, Laura, and two boys, James and William.

GRANT CHESNUT

OFFENSIVE COORDINATOR | OFFENSIVE LINE
FIRST SEASON AT NAVY

Grant Chesnut is in his first year at the Naval Academy where he will serve as the offensive coordinator and will also coach the offensive line. Chesnut comes to Navy from Kennesaw State where he had been the offensive coordinator and offensive line coach since 2014.

"I couldn't be more excited to welcome Grant Chesnut and his family to Navy," said Newberry. "I spoke with several candidates throughout the process to find the right person to lead our offense and I kept coming back to Coach Chesnut. He is an outstanding coach and person and has all the qualities that I was looking for. He will bring an edge and a toughness, as well as the creativity to adapt and evolve our offense."

"I would like to thank Brian Newberry and Chet Gladchuk for this incredible opportunity and for their belief in me," said Chesnut. "It is a tremendous honor and privilege to work with the best young men and women that our country has to offer. Coach Newberry is a gifted leader and I am ecstatic to be a part of his vision for the Naval Academy football program. I will work tirelessly to serve the young men in our program and help them maximize their talents both on and off the field. The Naval Academy is a special place and we will make the Navy football family and all associated with the Naval Academy proud. Go Navy! Beat Everyone!"

Chesnut has been at Kennesaw State since 2013 when the program was started under former Navy assistant Brian Bohannon. Behind a spread option offense, the Owls have produced impressive offensive numbers that have helped Kennesaw State to an overall record of 68-24 and five wins in the FCS playoffs.

Kennesaw State has ranked in the top three in the FCS in rushing offense in six of the last seven years, including leading the nation in 2017 and 2019. The Owls set the program record with 352.9 rushing yards per game on the ground in 2018, which was good for second in the nation.

In 2021, Chesnut's offense ranked third in the FCS in rushing yards per game and helped produce All-American quarterback Xavier Shepherd. With Chesnut's play calling, Shepherd led the FCS in rushing touchdowns with 23 and also set school records for passing yards in a season (1,341), passing touchdowns in a season (15) and passing touchdowns in a single game (4).



COACHING STAFF

Shepherd was named a STATS Perform FCS First Team All-American, HERO Sports First-Team All-American and Associated Press Third-Team All-American.

After losing 10 of 11 starters on offense from the 2018 team, Chesnut's biggest challenge came in 2019 and he did not disappoint, leading Kennesaw State to the No. 7 scoring offense in the country at 37.9 points per game and the No. 1 rushing attack in the nation at 342.4 yards per contest. The Owls set the school record for rushing touchdowns in a season with 58 as KSU recorded its third-straight 11-win season and made a third-straight appearance in the FCS Playoffs where it knocked off No. 11 Wofford in the opening round.

Chesnut's young offensive line grew up over the course of the 2019 season and blocked for a rushing offense that recorded 400+ rushing yards in a game four times, including a season-high 490 yards against North Alabama.

Led by back-to-back Big South Offensive Player of the Year and Walter Payton runner-up Chandler Burks, the Owls racked up 5,902 yards of total offense in 2018, their second-straight season with over 5,500 yards of offense.

KSU's 2018 success came off a 2017 season in which the Owls ran for an FCS-leading 330.2 yards per game, finishing second in the country in total offense (435.1 yards) and touchdowns (53), all while limiting turnovers to tout the nation's best turnover margin (1.64).

In the much-anticipated 2015 inaugural season, KSU rolled from the get-go, putting up the fifth-highest single-season rushing yards (3,398) in Big South history, rushing for five 300-yard games on the year. The Owls' offense scored 56 points at East Tennessee State in KSU's inaugural game.

A native of Snellville, Ga., Chesnut has been associated with winning programs throughout his career, and prior to taking over as head coach at Central High School he was recognized by the Atlanta Journal Constitution as one of the Top 10 Hires of 2011. His 2013 squad at Central advanced to the Georgia state playoffs for the first time in 10 years.

Chesnut was the offensive coordinator, offensive line and strength and conditioning coach at Class AAA Mary Persons from 2007-10, the defensive line coach at Camden County High School (2005-06), the co-defensive coordinator and defensive line coach at Thomasville High School (2002-04) and the offensive line coach at Pickens County High School (1999). Chesnut also was a defensive line coach at Presbyterian College in Clinton, S.C. for two seasons (2000 and 2001), where the Blue Hose went a combined 15-6 (.714).

Chesnut earned a bachelor's degree in social science education from Georgia Southern in 1999 and a master's in educational leadership from Nova Southeastern University in 2004.

During his junior and senior seasons as an offensive tackle at Georgia Southern where he played for former Navy head coach Paul Johnson, Chesnut was part of Eagle teams that won the Southern Conference Championship and advanced to the quarterfinals of the NCAA playoffs in 1997 and advanced to the 1998 NCAA National Championship game, finishing the year with a 14-1 record.

Chesnut, who played high school football at Brookwood High School in Snellville, is married to the former Heather Harris. The couple has three daughters, Brin, Allie Grace and Eva Claire.

P.J. VOLKER

DEFENSIVE COORDINATOR | LINEBACKERS
FIFTH SEASON AT NAVY

P.J. Volker is in his fifth year at the Naval Academy and his first as the Mids' defensive coordinator. Volker will continue to coach the linebackers in his new role.

"P.J. and I have been together for six years and he's a guy that I love and respect," said Newberry. "He's an outstanding football coach that has done a tremendous job with our linebackers. He has been an integral part of our success with his input and game-planning. He's creative, he's sharp and the players love him. He's a fiery guy that motivates our players and I have a certain level of trust in him. We are aligned and see things the same way from a philosophical standpoint on the way we want to do things on defense. I'm excited for him, it's been a long time coming. He's had a lot of opportunities to take other jobs, but he's stuck around because he feels the same way I do about the Naval Academy."

"It is an honor to be part of Coach Newberry's staff at Navy," said Volker. "I'm ecstatic to continue to work at the premier Service Academy and help our young men reach their full potential both on and off the field. We will work tirelessly to build on Coach Newberry's dominant defense that has become a hallmark of this program. I could not be more grateful for his Coach Newberry's mentorship, guidance and friendship over the past six years. My



family and I love Annapolis, the United States Naval Academy and the Navy football family and we are going to make you proud. Go Navy! Beat Everyone!"

Navy finished third in the nation against the run in 2022 (88.9 yards per game), which is even more impressive when you consider it was the only defense ranked in the top 25 that faced three of the top-10 rushing offenses in the country (#1 Air Force, #2 Army and #9 UCF). Navy also finished third nationally in fewest first downs allowed (187), 23rd in sacks (2.8 per game), 22nd in fumbles recovered (11) and 32nd in total defense (339.0 yards per game).

Sophomore linebacker Colin Ramos finished second on the team in tackles with 79, while recording 8.5 tackles for a loss, 4 sacks, 2 forced fumbles and a fumble recovery.

In 2021, the Navy defense acquitted itself well by finishing 32nd in the nation in rushing defense, 34th in total defense and 34th in red zone defense. Senior linebacker Diego Fagot was distinguished with All-American honors, First-Team All-American Athletic Conference and was named All-East. Fagot was also named MVP of the East-West Shrine All-Star Game.

In 2020, after a slow start due to COVID, the defense finished the year with a flurry, holding Memphis, Tulsa and Army to under 300 yards of total offense. It was the first time a Navy defense had achieved that feat since 1997. Fagot was named Second Team All-American Athletic Conference.

In 2019, Newberry's first year on the job, Navy made massive improvements on the defensive side of the football.

Navy ranked 20th in third down defense (121st in 2018), 10th in rushing defense (90th in 2018), 39th in passing defense (75th in 2018), 16th in total defense (86th in 2018) and 34th in scoring defense (103rd in 2018).

The Mids finished 10th in the nation against the run despite facing the #2, #3 and #11 rushing offenses in the country. Navy forced the opposing offense off the field in three plays or less in 36 percent of its drives, which was the 10th-best average in the country. The Navy defense gave up just 15.2 first downs per game, which was tied for third best in the country. Fagot was named First-Team American Athletic Conference.

The defensive staff, led by then-coordinator Brian Newberry, installed a "Get 6" culture within the Navy defense that really took off. Newberry told the defensive players if they got a combination of six three-and-outs, fourth down stops, turnovers and defensive touchdowns in a game, the Mids would win. In 2019, the Mids were 8-0 when they managed to "Get 6."

Prior to his arrival in Annapolis, Volker served two seasons on the Kennesaw State defensive staff and was instrumental in the development of All-American Bryson Armstrong, who led the Big South in sacks (11), while ranked second in tackles (114) and tackles for a loss (12.5) in 2017.

As the linebackers coach and recruiting coordinator for Trent Miles' program at Georgia State, Volker coached six All-Sun Belt Conference selections over four seasons (2013-16). In addition, he coached Joseph Peterson, the program's all-time leader in tackles and a three-time all-conference selection.



COACHING STAFF

In 2015, as the Panthers reached their first bowl game in school history, the team was led by the nation's most improved defense.

Volker spent three years (2010-12) with Miles as linebackers coach and recruiting coordinator at Indiana State, helping the Sycamores post three-straight winning seasons. While there, seven Indiana State linebackers were named to the all-conference team, including three-time selection Aaron Archie, who was the program's all-time leading tackler.

A native of Cincinnati, Ohio, Volker was a three-year letterwinner and two-time all-conference selection at the College of Mount St. Joseph (Ohio). The 2005 graduate was honored with the school's Future Five Award, which honors alumni who have graduated within the last 20 years that have excelled in their profession and provided service to their communities.

He began his coaching career as the running backs coach and recruiting coordinator at Thiel College.

From there, he joined the staff at Thomas More College in Kentucky, where he coached the linebackers and served as the program's recruiting coordinator.

He is married to the former Amanda Naseef, and the couple has two daughters, Rosie and Ella.

ERIC LEWIS

DEFENSIVE PASSING GAME COORDINATOR | SAFETIES
FIRST SEASON AT NAVY

Eric Lewis is in his first year at the Naval Academy serving as the safeties coach and defensive passing game coordinator.

Lewis comes to Navy from Bowling Green, where he had been the secondary coach for the last three years and the defensive coordinator for the last two seasons.

This past year, he helped lead the Falcons to the Quicken Lanes Bowl as the Bowling Green defense tied a school record and finished 16th in the nation with 38 sacks. Defensive end Karl Brooks finished with 10 sacks, which was tied for 13th in the nation and third in school history. Brooks was a First-Team All-American by Pro Football Focus and was PFF's top graded edge rusher in the nation.

In 2021, Lewis' first as the defensive coordinator, the BGSU defense led the MAC as it recorded its best season defensively since 2013, allowing opponents only 373.7 yards per game.

Lewis joined Bowling Green following a stint coaching the defensive backs at Boston College in 2019 and coaching the secondary at Colorado State in 2018.

While at Colorado State Lewis helped the team improve 28 spots nationally in pass defense.



Lewis was a quality control assistant at Tennessee in 2017 after spending the 2015 and '16 seasons at Georgia State. While at Georgia State, Lewis' 2016 secondary ranked sixth in the NCAA in passing efficiency defense and eighth in passing defense, while allowing the fewest passing touchdowns in FBS (8).

In 2015, his Georgia State team was the most improved defense in the country in terms of scoring defense (allowing 15 points per game fewer than the previous season), rush defense and passing defense efficiency.

Other stops for Lewis include the secondary coach at Buffalo (2014), defensive coordinator at Weber State (2012-13), defensive coordinator at Eastern Michigan (2009), cornerbacks coach at Louisville (2008), defensive quality control coach with the Green Bay Packers (2006-07), safeties coach at Ball State (2003-05), defensive backs coach at Bucknell (2002) and graduate assistant at Michigan State (2001).

Lewis earned his bachelor's degree in business administration (finance) from San Diego State, having played for the Aztecs from 1994-98. He was a 2014 inductee into the St. Francis High School Hall of Fame. Lewis was a four-year starter at San Diego State and finished as the Aztecs' all-time leader in career pass breakups.

He is the son of long-time college and NFL coach Sherman Lewis. He and his wife Elizabeth have four children – Taylor, Harper, Emerson and Micah.

RICKY BROWN

SPECIAL TEAMS COORDINATOR | STRIKERS/RAIDERS
FIRST SEASON AT NAVY

Ricky Brown is in his first year at the Naval Academy where he will coach the strikers and raiders, while also serving as the special teams coordinator.


"I'm very excited to welcome Ricky Brown and his family to Annapolis," said Newberry. "Coach Brown is an outstanding coach and person that will be a great fit with our players and staff. He brings a wealth of knowledge and expertise coaching special teams and outside linebackers. He has coached and played at the highest levels."

"My family and I are very excited to join the Naval Academy football program," said Brown. "I have always admired the Navy football program and I have competed against them as both a player and coach. The Naval Academy is a special place and we are very fortunate to join Coach Newberry's staff."

Brown is coming to Navy from Tulsa, where he was hired by new head coach Kevin Wilson in January as the special teams coordinator and defensive assistant.

Prior to Tulsa, Brown spent one season at Cincinnati as the special teams quality control coach (2022) and two years at Ohio State (2020-21) in the same role.

Prior to coaching at Ohio State, Brown was on the staff at his alma mater, Boston College,



from 2016-19. He served in a quality control role on defense and special teams in 2016 before being promoted to special teams coordinator and outside linebackers coach in 2017 for his final three seasons in Chestnut Hill.

In Brown's first season back at Boston College, the defense recorded 47 sacks to rank fourth in the NCAA, while the BC special teams ranked seventh for opponent kickoff return average and 10th for punt returns. In 2017, his special teams unit ranked 11th in the nation in punt returns (13.11 avg.) and 22nd for kickoff return yards (946 yards), while ranking 26th in special teams efficiency.

A year later (2018), Brown coordinated a unit that ranked first nationally with three punt returns for touchdowns, was fifth with five blocked kicks, 16th for average punt return yards, 19th for average kickoff return yards and 30th in special teams efficiency.

Brown began his coaching career in a quality control role on defense at USC from 2014-15. In 2015, USC won the Pac-12 South title and made a second-consecutive appearance in the Holiday Bowl.

Before moving into the coaching profession, Brown worked for Morgan Stanley as a wealth advisory associate in Los Angeles following seven years in the NFL, playing for the Oakland Raiders, New England Patriots and Baltimore Ravens. Brown entered the NFL as an undrafted free agent.

Brown's collegiate career spanned from 2002-05 at Boston College. The outside linebacker was the winner of the Scanlan Award in 2005, the highest honor bestowed upon a BC football player, which recognizes accomplishments on the field, in the classroom and in the community. In four seasons, he recorded 184 tackles (118 solo) with 4.5 sacks. The Cincinnati, Ohio native graduated with a degree in finance in 2006.

Brown and his wife, Brynne, have two daughters, Brixton (11) and Koby (6), and a son, Niko (9).

ROBERT GREEN

ASSISTANT COACH | CORNERBACKS
11TH SEASON AT NAVY

Robert B. Green is in his 11th season at the Naval Academy and his ninth as a coach on the field. He currently serves as the Mids' cornerbacks coach.

Navy finished third in the nation against the run in 2022 (88.9 yards per game), which is even more impressive when you consider it was the only defense ranked in the top 25 that faced three of the top-10 rushing offenses in the country (#1 Air Force, #2 Army and #9 UCF). Navy also finished third nationally in fewest first downs allowed (187), 23rd in sacks (2.8 per game), 22nd in fumbles recovered (11) and 32nd in total defense (339.0 yards per game).

In 2021, despite playing one of the toughest schedules in the country, the Navy defense acquitted itself well by finishing 32nd in the nation in rushing defense (130.4 yards per game), 51st in passing defense (218.2 yards per game), 34th in total defense (348.6 yards per game) and 34th in red zone defense (.778). Cornerback Michael McMorris tied for fourth in the country in forced fumbles with five and was invited to the FBS All-American Tropical Bowl.

In 2020, after a slow start, the Navy defense finished the year with a flurry, holding Memphis (205 yards), Tulsa (296) and Army (162) to under 300 yards of total offense. It was the first time a Navy defense had achieved that feat since 1997 when the Mids did it seven-consecutive games.

In 2019, Navy had one of the greatest seasons in school history, winning a school-record tying 11 games against just two losses, winning the Commander-In-Chief's Trophy, sharing the American Athletic Conference West Division title with Memphis and winning the prestigious Liberty Bowl. The Mids' eight-game improvement from 2018 was the second-biggest turnaround in FBS history.

The Mids finished the 2019 campaign ranked 20th in both the *Associated Press* and *USA Today* Coaches Polls. It marked just the second time in the last 56 years that Navy finished in the AP Top 20 (18th in 2015).

A big part of that turnaround was the massive improvement Navy showed on the defensive side of the football as the Mids improved in every major category.

Navy finished the 2019 campaign ranked 20th in third down defense (121st in 2018), 10th in rushing defense (90th in 2018), 39th in passing defense (75th in 2018), 16th in total defense (86th in 2018), 34th in scoring defense (103rd in 2018), 68th in pass efficiency defense (117th in 2018), 55th in sacks (129th in 2018) and 53rd in tackles for a loss (129th

in 2018).

The defensive staff, led by then-coordinator Brian Newberry, installed a "Get 6" culture within the Navy defense that took off. Newberry told the defensive players if they got a combination of six three-and-outs, fourth down stops, turnovers and defensive touchdowns in a game, the Mids would win. In 2019, the Mids were 8-0 when they managed to "Get 6."

The Mids finished 10th in the nation against the run, giving up just 105.8 yards per game, despite facing the #2, #3 and #11 rushing offense's in the country. The Mids forced the opposing offense off the field in three plays or less in 36 percent of its drives, which was the 10th best average in the country. The Navy defense gave up just 15.2 first downs per game, which was tied for third best in the country.

Navy finished the 2017 campaign with a 7-6 record, which included a 49-7 rout of Virginia in the Military Bowl. The 42-point margin of victory was the largest by a Navy team over a team from the autonomy 5 since the Mids beat West Virginia 51-7 in the 1963 season opener. The Mids played eight games against teams that went to a bowl game and played five teams that won 10 or more games.

The defense improved in all four major categories in 2017: against the run (154.5 yards per game in 2017), the pass (215.8 yards per game), total defense (370.3 yards per game) and scoring defense (26.3 points per game).

Navy finished the 2016 season with a 9-5 mark and a 7-1 record in the American Athletic Conference despite a season that saw the Mids have 102 missed games by starters or key contributors. The Mids played Temple in the AAC Championship game and played in a bowl game (Armed Forces) for the 13th time in the last 14 years. The nine wins tied for the fifth most wins in school history. Outside linebacker DJ Palmore was named First-Team All-East.

Navy finished the 2015 campaign with a school-record 11 wins against just two losses, qualified for a bowl game for the 12th time in the last 13 years, won a bowl game for the 10th time in school history (beat Pittsburgh 44-28 in the Military Bowl), won a bowl game for a third straight year for the first time in school history, defeated Army for a series-record 14th consecutive year, won the Commander-In-Chief's Trophy for the third time in the last four years, won the Lambert Trophy as the best team in the East for the first time since 1963, finished 18th in the country in both the Associated Press and Coaches polls and shared the West Division title of the American Athletic Conference with Houston in Navy's first year of being in a conference after being an Independent for 134 years.

As a team, the defense finished the 2015 season ranked 32nd in rushing defense (143.0), 40th in total defense (364.9), 26th in scoring defense (21.8), 12th in red zone defense (.737), 13th in turnovers gained (27), first in fumbles recovered (15) and third in turnover margin (+1.46).

Green spent his first two years as the Director of Player Development assisting Coach Niumatalolo and the officer representatives with professional development and molding of Navy football players to assume future positions of leadership in the Navy and Marine Corps.



COACHING STAFF

Green is a 1998 graduate of the Naval Academy where he was a four-year letterwinner and three-year starter on the football team as a defensive back. During the 1996 campaign Navy fashioned its best record since 1978 at 9-3 and registered a 42-38 victory over California in the Aloha Bowl. Consequently, Green was named to the Blue-Gray All-Star Football Classic and was an All-Independent selection.

Green was born and raised in Atlanta, Ga., where he attended Booker T. Washington High School. After graduation, Green attended the Naval Academy Preparatory School in Newport, R.I. before moving on to the Naval Academy. He was commissioned a Second Lieutenant in the Marine Corps in May 1998, having completed his undergraduate education at the Naval Academy.

Following The Basic School and the Logistics Officer Course, he was assigned to 9th Communication Battalion, I Marine Expeditionary Force Headquarters Group in July 1999. During this tour, Green served as the S-4 Alpha, Maintenance Management Officer, and Headquarters Company Commander.

Ordered to Okinawa in June 2002, Green was transferred to Marine Aviation Logistics Squadron 36, 1st Marine Aircraft Wing, Camp Futenma, Japan, where he served as the S-4 Officer.

In July 2003, Green was assigned to Recruiting Station Indianapolis. While stationed there, Green served for two and one-half years as the Operations Officer, and one-half year as the Executive Officer.

In July 2006, Green reported to Inspector-Instructor duty serving as Operations Officer and Assistant Inspector and Instructor for Headquarters and Service Battalion, 4th Marine Logistics Group, Dobbins ARB, Marietta, Ga. During his tour, he was deployed to Iraq as a member of the 1st Marine Logistics Group G-3 staff in July 2008. Stationed at Camp Al Taqaddum, he served as the Embarkation and Unit Movement Coordination Center Officer-in-Charge.

Green returned from Iraq in February 2009 only to depart Marietta in July 2009 to further his career at the Air Command and Staff College at Maxwell AFB in Montgomery, Al. Earning a Master's Degree in Military Operational Art, Green graduated in June 2010 and was assigned to 2d Marine Division.

Upon arriving at 2nd Marine Division Headquarters, Green was immediately deployed to Operation Enduring Freedom and assigned as the Logistics Officer for Regional Support Command - Southwest, NATO Training Mission - Afghanistan at Camp Leatherneck. After the seven month tour, Green returned to Camp Lejeune, and was assigned as the S-4 Officer for the 6th Marine Regiment in February 2011.

As a member of 6th Marine Regiment, Green deployed to Afghanistan for a second time in December 2011. After serving a combined 11 months on Camp Delaram and Camp Leatherneck, the Regiment returned home in November 2012. He continued to serve as the senior Logistics Officer for the command until his transfer to the Naval Academy.

As a Marine, the former Lieutenant Colonel's personal decorations include Navy and Marine Corps Achievement Medal (2nd award), Navy and Marine Corps Commendation Medal (2nd award), Meritorious Service Medal (2nd Award), Defense Meritorious Service Medal, and Legion of Merit.

Green retired from the U.S. Marine Corps in the summer of 2017. He resides in Annapolis with his wife, Robyn, and twin boys, Garrison and Grant.

JERRICK HALL

ASSISTANT COACH | DEFENSIVE LINE
FIFTH SEASON AT NAVY

Jerrick Hall enters his fifth year at Navy as the defensive line coach. In his first three years, he coached the nose guards and defensive tackles and last year, he added the defensive ends to his responsibilities.

Navy finished third in the nation against the run in 2022 (88.9 yards per game), which is even more impressive when you consider it was the only defense ranked in the top 25 that faced three of the top-10 rushing offenses in the country (#1 Air Force, #2 Army and #9 UCF). Navy also finished third nationally in fewest first downs allowed (187), 23rd in sacks (2.8 per game), 22nd in fumbles recovered (11) and 32nd in total defense (339.0 yards per game).

Defensive end Jacob Basic was named First-Team All-East in 2022. He finished with 38 tackles, 8.5 tackles for a loss, 6 sacks, forced 2 fumbles and recovered a fumble while teaming up with John Marshall to give Navy one of its best pass rushing duos since 2005



when Tyler Tidwell (10) and David Mahoney (8) combined for 18 sacks.

In 2021, despite playing one of the toughest schedules in the country, the Navy defense acquitted itself well by finishing 32nd in the nation in rushing defense (130.4 yards per game), 51st in passing defense (218.2 yards per game), 34th in total defense (348.6 yards per game) and 34th in red zone defense (.778).

In 2020, after a slow start, the Navy defense finished the year with a flurry, holding Memphis (205 yards), Tulsa (296) and Army (162) to under 300 yards of total offense. It was the first time a Navy defense had achieved that feat since 1997 when the Mids did it seven-consecutive games.

In 2019, Navy had one of the greatest seasons in school history, winning a school-record tying 11 games against just two losses, winning the Commander-In-Chief's Trophy, sharing the American Athletic Conference West Division title with Memphis and winning the prestigious Liberty Bowl. The Mids' eight-game improvement from 2018 was the second-biggest turnaround in FBS history.

The Mids finished the 2019 campaign ranked 20th in both the *Associated Press* and *USA Today* Coaches Polls. It marked just the second time in the last 56 years that Navy finished in the AP Top 20 (18th in 2015).

A big part of that turnaround was the massive improvement Navy showed on the defensive side of the football, as the Mids improved in every major category.

Navy finished the 2019 campaign ranked 20th in third down defense (121st in 2018), 10th in rushing defense (90th in 2018), 39th in passing defense (75th in 2018), 16th in total defense (86th in 2018), 34th in scoring defense (103rd in 2018), 68th in pass efficiency defense (117th in 2018), 55th in sacks (129th in 2018) and 53rd in tackles for a loss (129th in 2018).

The defensive staff, led by coordinator Brian Newberry, installed a "Get 6" culture within the Navy defense that took off. Newberry told the defensive players if they got a combination of six three-and-outs, fourth down stops, turnovers and defensive touchdowns in a game, the Mids would win. In 2019, the Mids were 8-0 when they managed to "Get 6."

The Mids finished 10th in the nation against the run, giving up just 105.8 yards per game, despite facing the #2, #3 and #11 rushing offense's in the country. The Mids forced the opposing offense off the field in three plays or less in 36 percent of its drives, which was the 10th best average in the country. The Navy defense gave up just 15.2 first downs per game, which was tied for third best in the country.

Hall is a 16-year coaching veteran and was a standout player at North Carolina State. He came to Navy from Elon, where he was an assistant for five years in two different stints.

Hall returned to Elon in 2017 and immediately helped the Phoenix to one of the biggest turnarounds in the FCS going from 2-9 the year before to 8-4 and a berth in the FCS playoffs. In 2018, Elon finished 6-5 and made the FCS playoffs for a second-straight year.

One of Hall's pupils, Marcus Willoughby, recorded 117 tackles over two seasons and was



named All-CAA. The Phoenix ranked 15th in the country in quarterback sacks, averaging almost three per game. In 2017, Elon's defensive line was responsible for 18 of the team's 31 sacks. Willoughby signed a free agent contract with the Baltimore Ravens in the spring.

Hall was the defensive line coach at Fordham in 2015 and 2016 and helped the Rams to a two-year record of 17-6.

The Fordham defense led the Patriot League and ranked 10th nationally in both turnovers gained and fumbles recovered in 2015. In 2016, Fordham ranked sixth nationally in passing efficiency defense and seventh in turnover margin. Justin Vaughn was an All-Patriot League selection in 2016 and went on to play in the CFL with the Hamilton Tiger-Cats.

Hall spent the 2014 season at the University of New Haven where he helped guide the Chargers to a 6-3 mark in the Northeast 10. New Haven finished 18th in Division II in rushing yards allowed per game and fourth in tackles for loss per game. One of Hall's players, Drake Harris, was named all-conference in the NE10.

Prior to his year in New Haven, Hall spent four seasons at Elon. In 2011, Hall mentored a defensive line that amassed 141 total tackles, 26.5 tackles for loss and 6.5 sacks. With a young line in 2012, Hall's unit recorded 6.5 of Elon's 16 sacks. Both Jordan Gibson and Brandon Brant were named All-Southern Conference.

From 2007-09, Hall helped coach Campbell University's defensive unit. During that stretch, the 2009 squad tallied 50 tackles for loss, including 12 sacks. Three of the 2008 squad's defensive linemen ranked among the top-25 linemen in the league in tackles per game.

Prior to joining the Fighting Camels, Hall spent three seasons coaching at his alma mater, N.C. State, where he was responsible for defensive film breakdown, scouting reports, coaching the offensive scout team and working with the defensive line. During his tenure, Hall worked with four first-round NFL draft picks, including Mario Williams - the first overall pick in the 2006 NFL Draft.

A 2004 graduate of N.C. State, Hall was a four-year letter winner for the Wolfpack as a defensive tackle and helped the program to three bowl game appearances, including a win over Notre Dame in 2002 Toyota Gator Bowl. His defensive coordinator at N.C. State was former Navy defensive coordinator Buddy Green. He earned a bachelor's degree in Park Recreation and Tourism Management in 2004 and completed his master's degree in Liberal Studies in 2007.

Hall and his wife, Ashley, have four children, twins Ayden and Avery and twins Joshua and Jordan. Ayden will be a sophomore at the Naval Academy this fall and is a member of the football team.

IVIN JASPER

ASSISTANT COACH | QUARTERBACKS
24TH SEASON AT NAVY

Ivin Jasper is entering his 24th year at the Naval Academy coaching the quarterback. Over the last 20 years, Jasper has been an integral part of a coaching staff that brought the Midshipmen back into the national spotlight with a 152-102 (.598) record, 15 bowl games, 11 Commander-In-Chief's Trophies and a 15-5 mark against Army.

Navy has won at least nine games eight times in the last 20 years. Before the current streak, Navy had won nine or more games just five times in the previous 77 seasons.

Jasper's quarterbacks rank first (Keenan Reynolds, 31), second (Ricky Dobbs, 27), fourth (Will Worth, 26), fifth (Reynolds, 24), sixth (Reynolds, 23) and 11th (Malcolm Perry, 21) on the FBS single-season rushing touchdowns list by a quarterback. Reynolds is also the FBS record holder for career rushing touchdowns by any player with 88.

In 2022, Navy finished fourth in the nation in rushing, averaging 241.2 yards per game. The Mids finished third in the country in passing yards per completion (19.0), 25th in fourth down conversions (.605) and second in time of possession (34:38).

In 2021, Navy managed to have the ninth-best rushing offense in the country (225.5 yards per game) despite facing six of the top-35 defenses in the country, including three of the top 10. On top of the tough schedule, Navy had to start five different offensive tackles, five different guards and three different centers due to injury.

In 2019, Navy had one of the greatest seasons in school history, winning a school-record tying 11 games against just two losses, winning the Commander-In-Chief's Trophy, sharing the American Athletic Conference West Division title with Memphis and winning the prestigious Liberty Bowl. The Mids' eight-game improvement from 2018 was the second-

biggest turnaround in FBS history.

The Mids finished the 2019 campaign ranked 20th in both the *Associated Press* and *USA Today* Coaches Polls. It marked just the second time in the last 56 years that Navy finished in the AP Top 20 (18th in 2015).

A big part of that success was a Navy offense that set school records for total rushing yards (4,687), rushing yards per attempt (6.1), rushing yards per game (360.5), total offense yards per game (455.8) and tied the record for total offensive yards per attempt (6.8). The Mids also led the nation in rushing.

The Mids were also prolific in the passing game, finishing second in the country in average yards per catch (22.51) and seventh in passing efficiency (176.92).

Quarterback Malcolm Perry was simply sensational under the tutelage of Jasper, rushing for a school-record 2,017 rushing yards, which is the most in FBS history by a quarterback and the 24th most in FBS history by a player at any position in a single season. Perry also set school records for rushing yards per game (155.1), total offense (238.5 yards per game) and passer rating (181.5). Perry led the country in explosive runs (runs of 20 yards or more) with 26. He was named the American Athletic Conference Offensive Player of the Year, the ECAC Offensive Player of the Year and the Liberty Bowl Most Valuable Player.

Perry rushed for an Army-Navy Game record 304 yards and two touchdowns in Navy's 31-7 rout of Army as he helped bring the Commander-In-Chief's Trophy back to Annapolis for the 16th time in school history. Perry capped his career in the Liberty Bowl by rushing for 213 yards on 28 carries in Navy's 20-17 win over Kansas State. In the final four games of his illustrious career, Perry rushed for 858 yards and five touchdowns on 113 carries (214.5 yards per game). Perry also set the school record for passer rating (181.6).

Navy finished the 2017 campaign with a 7-6 record, which included a 49-7 rout of Virginia in the Military Bowl. The 42-point margin of victory was the largest by a Navy team over a team from the autonomy 5 since the Mids beat West Virginia 51-7 in the 1963 season opener. The Mids played eight games against teams that went to a bowl game and played five teams that won 10 or more games. The offense set a school record by averaging 351.4 yards per game.

Quarterback Zach Abey rushed for 1,413 yards, the second most in school history for a single season, and 19 touchdowns, tied for the fifth most in school history. Slot back / quarterback Malcom Perry had games of 282 yards (SMU) and 250 yards (Army) rushing in his first two career starts at quarterback. He is just the third player in FBS history to have two runs of 90 or more yards in a single season.

Navy finished the 2016 campaign with a 9-5 mark and a 7-1 record in the American Athletic Conference despite a season that saw the Mids have 102 missed games by starters



COACHING STAFF

or key contributors. The nine wins tied for the fifth most wins in school history and the team set school records for points (531), touchdowns (73), touchdowns per game (5.2), rushing touchdowns (61), total offense (6,136 yards) and yards per play (6.8) despite playing four different quarterbacks. Navy also won the West Division of the AAC that year.

Quarterback Tago Smith was poised to have a breakout senior campaign before injuring his knee in the second quarter of the season opener against Fordham and was lost for the year. Senior Will Worth, who had been the holder the previous three seasons, stepped in and was on pace to break most of Keenan Reynolds' single-season records before breaking his foot in the AAC Championship Game. Worth finished with 1,198 rushing yards and 25 touchdowns, while throwing for 1,397 yards and eight touchdowns. His 25 rushing touchdowns were the fourth most in NCAA history for a quarterback, while his 2,595 yards of total offense was a school record.

In 2015, Navy won a school-record 11 games against just two losses, qualified for a bowl game, won a bowl game for the 10th time in school history (beat Pittsburgh 44-28 in the Military Bowl), won a bowl game for a third straight year for the first time in school history, defeated Army for a series-record 14th consecutive year, won the Commander-In-Chief's Trophy for the third time in the last four years, won the Lambert Trophy as the best team in the East for the first time since 1963, finished 18th in the country in both the Associated Press and Coaches polls and shared the West Division title of the American Athletic Conference with Houston in Navy's first year of being in a conference after being an Independent for 134 years.

Quarterback Keenan Reynolds finished his playing career as the all-time leading touchdown scorer (both total and rushing) in FBS history with 88, as well as the all-time leading rusher for a quarterback in FBS history (4,559 yards), the all-time leading rusher in school history and the all-time leader touchdown passer in school history (31). He is just the sixth quarterback in FBS history to rush and pass for 4,000 yards in a career. He finished fifth in the Heisman Trophy voting, was named Third-Team All-American by the Associated Press and was named the American Athletic Conference and ECAC Offensive Player of the Year. He was also named the winner of the James E. Sullivan Award, which is given to the nation's most outstanding amateur athlete and had his number (19) retired. Reynolds was drafted in the sixth round by the Baltimore Ravens.

Navy finished the 2014 season with an 8-5 record, qualified for a bowl game, won a bowl game (beat San Diego State 17-16 in the Poinsettia Bowl) and defeated Army.

Navy finished the 2013 campaign with a 9-4 record, won the Commander-In-Chief's Trophy, qualified for a bowl game, won a bowl game (beat Middle Tennessee, 24-6, in the Bell Helicopter Armed Forces Bowl) and defeated Army.

Reynolds had one of the greatest seasons by a Navy football player in school history in 2013, rushing for 1,346 yards and 31 touchdowns, while throwing for 1,057 yards and eight touchdowns. His 31 rushing touchdowns not only was a school record, but an NCAA record for a quarterback. He is just the fourth player in NCAA history (any position) to rush for 30 or more touchdowns in a single season.

Jasper helped lead Navy to an 8-5 record in 2012 and a berth in the Kraft Fight Hunger Bowl. Navy defeated Air Force 28-21 in overtime and Army 17-13 to win the Commander-In-Chief's Trophy.

The Mids posted an impressive 9-4 record in 2010, defeated Army, defeated Notre Dame in consecutive seasons for only the third time in school history and appeared in a school-record eighth-consecutive bowl game.

Quarterback Ricky Dobbs finished his career with 2,665 career rushing yards (sixth all-time at Navy), 2,770 passing yards (ninth all-time at Navy), 49 career rushing touchdowns (second all-time at Navy) and his 13 passing touchdowns in 2010 was a school record for a single-season.

The 2009 season saw the Mids tie a school record for wins with 10, win the Commander-In-Chief's Trophy, appeared in a school-record seventh-consecutive bowl game and ran its winning streak against the other two Service Academies to an amazing 15- straight games. The Mids capped the season off with a 35-13 rout of Missouri in the Texas Bowl.

Navy posted an 8-5 record in 2008 and participated in the EagleBank Bowl. The Mids won the Commander-In-Chief's Trophy thanks to a 33-27 victory over Air Force and a 34-0 win over Army.

The 2007 season saw the Mids post an 8-5 record, win the Commander-In-Chief's Trophy, appear in a bowl game, become the first team in NCAA history to lead the nation in rushing three-consecutive years (rushing for a school-record 348.8 yards per contest) and defeated Notre Dame for the first time since 1963.

In 2006, Navy became just the fifth school in NCAA history to go to four or more consecutive bowl games with a different quarterback each year.

In 2005, Navy led the nation in rushing (318.7 yards per game) as the Mids went 8-4, won the Commander-In-Chief's Trophy and won a bowl game (beat Colorado State 51-30).

In 2004, the Mids won 10 games, won the Emerald Bowl and claim the Commander-In-

Chief's Trophy.

In 2003 the Mids led the nation in rushing and set school records for rushing yards per game, total rushing yards, rushing yards per attempt, rushing touchdowns, total offense, total offense per game and yards per play as Navy went 8-5, won the Commander-In-Chief's Trophy and earned a berth in the Houston Bowl.

Jasper came to Navy from Georgia Southern where he served as the quarterbacks and fullbacks coach for three years and helped lead the Eagles to a 38-6 record and back-to-back NCAA Division I-AA National Championships in 1999 and 2000.

Prior to his appointment at Georgia Southern in January 1999, Jasper served as offensive coordinator at Indiana State during the 1998 season.

Before assuming the offensive coordinator's position at the Naval Academy Prep School in Newport, R.I., in 1997, Jasper spent two seasons as an assistant coach at Navy in 1995 and '96, handling the quarterbacks, fullbacks and slot backs.

Jasper is a 1994 graduate of the University of Hawai'i where he earned his bachelor's degree in sociology/criminology. He was a three-year letterman for the Rainbow Warriors (1991-93) at quarterback and slot back, where he helped lead Hawai'i to a Western Athletic Conference title.

A native of Los Angeles, Jasper and his wife, Donna, are the parents of a daughter, Dallas, and sons, Jaylen and Jarren.

TOMMY LAURENDINE

ASSISTANT COACH | FULLBACKS
FIRST SEASON AT NAVY

Long-time option coach Tommy Laurendine is in his first year as fullbacks coach at the Naval Academy. Laurendine comes to Navy from Mississippi College, where he was the offensive coordinator for the last five seasons.

"I am extremely excited to welcome Tommy Laurendine and his family to Annapolis," said Newberry. "Coach Laurendine is a veteran coach who brings a wealth of experience as a coordinator and head coach. His knowledge of option football is as strong as anybody in the country. He is an outstanding coach and person and will be a great fit with our student-athletes and staff."

"I am honored to have the opportunity to coach at the United States Naval Academy under the leadership of head coach Brian Newberry," said Laurendine. "I look forward to contributing to the success of the storied Navy football program."

Mississippi College finished second in the nation in rushing in 2022, averaging a school-record 325.1 yards per game, while the Choctaws averaged 274.8 yards per game on the



ground over his five years as the offensive coordinator.

Laurendine served as the head football coach and offensive coordinator at Sewanee from 2011-16. Under Laurendine's leadership, Sewanee continued to be one of the top rushing teams in the nation. In his first season as head coach (2011), Laurendine guided Sewanee to its best season since 2005. The Tigers finished with more overall wins in 2011, five, than the previous four seasons combined. For his efforts, Laurendine was honored as the SCAC Co-Coach of the Year.

An Oak Ridge, Tennessee native, Laurendine came to Sewanee from The Citadel, where he served as the offensive coordinator in 2010. In addition, Laurendine coached the quarterbacks and fullbacks for the Bulldogs.

Before his stint at The Citadel, Laurendine served as the offensive coordinator, quarterbacks and fullbacks coach at NCAA Division II Lenoir-Rhyne College for two seasons.

In 2008, his offense improved by more than 126 yards per game and finished the season ranked fifth in Division II in rushing, averaging 295.3 yards per contest.

A year later, Laurendine and the Bears improved to 294.3 rushing yards per game, finishing the year with the second-best rushing average in Division II.

Prior to his stint at Lenoir-Rhyne, Laurendine served as the offensive coordinator at Washington & Lee University in 2007. During his time with the Generals, he coached quarterbacks and wide receivers.

Laurendine also served as the Generals' offensive coordinator from 1995-1997.

From 2001-2006, Laurendine was the assistant head coach and offensive coordinator at Southern Arkansas. While at Southern Arkansas, Laurendine's offenses set a combined 18 school records and earned a berth in the NCAA Division II playoffs in 2003.

The 2005 squad broke records for total offense (4,677), rushing attempts (630), first downs (250), touchdowns (44), rushing offense (296.4 ypg), total offense (425.2 ypg), scoring offense (29.7 points per game), and single game yardage (615).

He also spent the 2000 season as SAU's assistant head coach, offensive line coach and team academic coordinator.

Laurendine also had coaching stops at West Alabama (1997-2000), Northwest Whitfield High School (1994-95), and West Georgia College (1991-94) as a graduate assistant.

Laurendine is a 1990 graduate of Lenoir-Rhyne, having earned a bachelor of arts in education. He was a two-year starter at quarterback and was named the 1988 and 1989 South Atlantic Conference Offensive Player of the Year and was a 1989 Domino's NAIA Player of the Year Finalist. Laurendine was team captain in 1989 and led the Bears to a conference championship in 1988.

A two-year letter winner, he was inducted into the Lenoir-Rhyne and South Atlantic Conference Hall of Fame in 2008. He holds school records in career completion percentage (58.3), single-season total yards (2,409) and career total yards (4,064).

Laurendine began his coaching career as a student assistant coach at Lenoir-Rhyne from 1990-1991, before earning his master's degree in physical education from West Georgia College in 1992.

He and his wife, Shawna, who is the head volleyball coach at Mississippi College, have two daughters, Alexa and Lakin.

VA'A NIUMATALOLO

ASSISTANT COACH | DEFENSIVE LINE
FOURTH SEASON AT NAVY

Va'a Niumatalolo is in his fourth season at Navy and his first as an assistant defensive line coach after spending time on both sides of the ball as an analyst the previous three years.

Niumatalolo came to Navy from the University of Hawai'i where he served as the offensive intern in 2018 and as a graduate assistant working with the offensive line in 2019.

In his two years at Hawai'i, the Warriors compiled an 18-11 record and participated in two bowl games, winning the SoFi Hawai'i Bowl in 2019 over his alma mater, BYU.

Niumatalolo is a 2018 graduate of Brigham Young University where he played four years on the football team and appeared in 19 games.

Niumatalolo, who graduated from Broadneck High School, and his wife, Kenzie, have three daughters, Aussie, Jada and Ivory. He is the son of former Navy head coach Ken Niumatalolo.



MARCUS THOMAS

ASSISTANT COACH | SLOT BACKS
SECOND SEASON AT NAVY

Marcus Thomas is in his first year coaching on the field after serving as the Player Personnel Director at Navy in 2022. Thomas will coach the slot backs.

Thomas came to Navy from UCLA, where he was the offensive analyst for Chip Kelly in 2020 and 2021 and the Director of Strategic Intelligence in 2019.

While at UCLA, Thomas assisted the running backs coach (2020 and 2021) and the tight ends coach (2019) as well as with special teams and was responsible for the opponent personnel scouting report. He helped lead UCLA to the 2021 Holiday Bowl, its first bowl game in four seasons.

In 2021, the UCLA offense ranked 16th in the country in scoring, averaging 36.5 points per game. Thomas contributed to the weekly development of the run game plan for a unit that averaged 215.1 rushing yards per game, which was the 17th-best rushing average in the country. In 2020, the UCLA offense ranked 20th in the nation in scoring, averaging 35.4 points per game and the rushing game improved by more than 70 yards per game.

Thomas is a 2014 graduate of the Naval Academy and earned four varsity letters on the football team. The Mids compiled a 31-20 record in Thomas' four years, won two Commander-In-Chief's Trophies, beat Army all four times and played in three bowl games, winning the 2013 Bell Helicopter Bowl over Middle Tennessee State 25-6.

Thomas was named Second-Team All-Independent as a kick returner in 2011, 2012 Honorable Mention All-Independent, 2013 Honorable Mention All-Independent and 2013 All-East by the ECAC. He was a recipient of the 2013 Napoleon McCallum Award which is presented to the Navy varsity football player of the graduating class who has gained the most all-purpose yards in his career.

Thomas is Navy's all-time leader in kickoff return yardage with 2,338 yards.

Thomas spent five years in the United States Marine Corps, including serving as the Marine Aviation Logistics Squadron 36 Detachment Officer in charge of 55 Marines for the 31st Marine Expeditionary Unit, a forward deployed contingency-response unit in the Pacific theatre and an Aviation Supply Officer in Okinawa, Japan where he led a team of 42 Marines, providing logistics and supply support to more than 2,000 Marines with Marine Aircraft Group 36 consisting of 58 aircraft.



COACHING STAFF

JON WILLIAMS

ASSISTANT COACH | TIGHT ENDS
FIRST SEASON AT NAVY

Jon Williams is in his first year at the Naval Academy where he will coach the tight ends. Williams comes to Navy from Miami (Fla.), where he was the Director of Football Operations and the Chief of Staff.

"I am excited to welcome Coach Williams and his family to Annapolis," said Newberry. "Jon is an outstanding person, coach and recruiter. He has a wide range of experience at every level of college football. He brings a wealth of knowledge and a unique perspective into our program."

"The opportunity to serve our Midshipmen in their development in all phases of their lives as student-athletes and future leaders of our country is, without a doubt, the pinnacle of my career," said Williams. "I am humbled and grateful to Coach Newberry for his trust and confidence in me to represent this iconic program. The staff that Coach Newberry has assembled seems to be a microcosm of the Brigade of Midshipmen, which is an elite group of high achievers with strong character that share a passion for winning in all phases of life. I couldn't be more excited to work alongside each of them, as well as the best and brightest student-athletes in the country."

At Miami, Williams served as the senior staffer responsible for oversight of all aspects of the program, including operations and recruiting which netted the highest-rated recruiting class in school history, the #1 class in the ACC (2023) and top 5 in the country.

Prior to Miami, Williams was the Director of Recruiting and Player Development at Rice University in 2021, where he was responsible for revamping the recruiting department which resulted in the highest-rated signing class in program history.

Williams was the tight ends coach at Birmingham Southern in 2019-202-, where he was part of a record-setting squad that had the ninth-ranked offense in Division III and the #1 rushing offense in school history in 2019. The 2020 season was canceled due to COVID.

Williams served as the tight ends coach and recruiting coordinator at Tennessee Martin in 2016, where he helped the team make the Ohio Valley Conference Championship game.

Prior to his stint at Tennessee Martin, Williams was the assistant head coach, tight ends coach and director of player personnel at Southern Miss for Todd Monken, who was the offensive coordinator at Georgia last year when the Bulldogs won the National Championship and was recently named offensive coordinator for the Baltimore Ravens.

At Southern Miss, Williams was an integral part of the biggest turnaround in NCAA history at the time going from 3-9 in 2014 to 9-4 in 2015 and winning the Conference USA West Division. Williams was directly responsible for implementing a recruiting strategy and overseeing all recruiting operations that led to Conference USA's top-rated class in 2015.



Williams was part of a Southern Miss offense that finished the 2015 season as one of two programs in NCAA history to have a 4,000-yard passer, two 1,000-yard rushers and a 1,000-yard receiver.

Williams was the head coach at Itawamaba Community College in Mississippi from 2010-13, where he led the program to a 21-16 record in four seasons including a win over National Champion East Mississippi College in 2012. His teams finished in the top 20 twice in his four years at Itawamaba where he produced five NFL players. Williams was also an assistant coach at Itawamaba from 2007-09.

Williams has also served as the head coach at Locust Fork High School in Alabama (2006), assistant head coach and offensive line coach at Mississippi College (2002-05), special teams coordinator at Wayne County High School in Mississippi (2001), head coach at Simpson Academy in Mississippi (1999-00), offensive line coach at East Central Community College (1996-98).

Williams is a 1996 graduate of Wingate University and he received his master's degree from Alcorn State in 2004.

Williams and his wife, Lisa, have a daughter, Jordan, and a son, Cole, who is a long snapper on the Navy football team.

BRENTEN WIMBERLY

ASSISTANT COACH | LINEBACKERS
FIRST SEASON AT NAVY

Brenten Wimberly is in his first season at the Naval Academy serving as a defensive assistant and will work alongside defensive coordinator P.J. Volker with the linebackers.

Wimberly comes to Navy from Alabama, where he was a graduate assistant for one year. Wimberly helped the Alabama defensive staff put together one of the top defenses in the nation. The Crimson Tide ranked sixth in pass efficiency defense, ninth in scoring defense, 11th in total defense and 36th in rushing defense.

Wimberly came to Tuscaloosa from the Georgia Tech, where he spent the previous two seasons as a defensive graduate assistant (2020-21) and earned his master's degree in building construction and facility management.

Wimberly is a 2018 graduate of Kennesaw State where he played linebacker for two years.

Wimberly appeared in 25 games and totaled 63 tackles, 1.5 sacks, an interception and a fumble recovery while helping lead the Owls to a Big South Championship and the FCS playoffs in 2017. His position coach his senior year was current Navy defensive coordinator P.J. Volker, while Navy head coach Brian Newberry was his defensive coordinator both years.

After earning a bachelor's degree in integrative studies, Wimberly transitioned into a graduate assistant role at his alma mater, working primarily with the Owls' safeties and nickel backs. He helped lead Kennesaw State to another Big South title (2018) and two more FCS playoff berths (2018 and '19) as a GA.

Wimberly transferred to Kennesaw State after spending his first-two collegiate seasons at Georgia Military College. A native of Albany, Georgia, Wimberly was an honorable mention all-state performer at Westover High School.



MICK YOKITIS

ASSISTANT COACH | WIDE RECEIVERS
13TH SEASON AT NAVY

Mick Yokitis is in his 13th year at the Naval Academy as the wide receivers coach. Navy has compiled a record of 86-65 (.570) during Yokitis' tenure, beat Army seven times, has gone to seven bowl games, won five bowl games and won the Commander-In-Chief's Trophy four times.

In 2022, Navy finished fourth in the nation in rushing, averaging 241.2 yards per game. The Mids finished third in the country in passing yards per completion (19.0), 25th in fourth down conversions (.605) and second in time of possession (34:38).

In 2021, Navy managed to have the ninth-best rushing offense in the country (225.5 yards per game) despite facing six of the top-35 defenses in the country, including three of the top 10. On top of the tough schedule, Navy had to start five different offensive tackles, five different guards and three different centers due to injury. Wide receiver Mychal Cooper finished his career averaging 19.4 yards per catch, which is the fifth-best average in school history. Cooper was also invited to the NFL Players Association Bowl.

In 2019, Navy had one of the greatest seasons in school history, winning a school-record tying 11 games against just two losses, winning the Commander-In-Chief's Trophy, sharing the American Athletic Conference West Division title with Memphis and winning the prestigious Liberty Bowl. The Mids' eight-game improvement from 2018 was the second-biggest turnaround in FBS history.

The Mids finished the 2019 campaign ranked 20th in both the *Associated Press* and *USA Today* Coaches Polls. It marked just the second time in the last 56 years that Navy finished in the AP Top 20 (18th in 2015).

A big part of that success was a Navy offense that set school records for total rushing yards (4,687), rushing yards per attempt (6.1), rushing yards per game (360.5), total offense



yards per game (455.8) and tied the record for total offensive yards per attempt (6.8). The Mids also led the nation in rushing.

The Mids were also prolific in the passing game, finishing second in the country in average yards per catch (22.51) and seventh in passing efficiency (176.92). Quarterback Malcolm Perry set the school record for passer rating (181.6).

Navy finished the 2017 campaign with a 7-6 record, which included a 49-7 rout of Virginia in the Military Bowl. The 42-point margin of victory was the largest by a Navy team over a team from the autonomy 5 since the Mids beat West Virginia 51-7 in the 1963 season opener. The Mids played eight games against teams that went to a bowl game and played five teams that won 10 or more games. The offense set a school record by averaging 351.4 rushing yards per game.

Navy finished the 2016 campaign with a 9-5 mark and a 7-1 record in the American Athletic Conference despite a season that saw the Mids have 102 missed games by starters or key contributors. The Mids played Temple in the AAC Championship game and played in a bowl game (Armed Forces) for the 13th time in the last 14 years. The nine wins tied for the fifth most wins in school history and the team set school records for points (531), touchdowns (73), touchdowns per game (5.2), rushing touchdowns (61), total offense (6,136 yards) and yards per play (6.8) despite playing four different quarterbacks.

Senior wide receiver Jamir Tillman was named First-Team All-East and finished his career second all-time at Navy in career receiving yards (1,620) and seventh in catches (91)

Navy finished the 2015 campaign with a school-record 11 wins against just two losses, qualified for a bowl game for the 12th time in the last 13 years, won a bowl game for the 10th time in school history (beat Pittsburgh 44-28 in the Military Bowl), won a bowl game for a third straight year for the first time in school history, defeated Army for a series-record 14th consecutive year, won the Commander-In-Chief's Trophy for the third time in the last four years, won the Lambert Trophy as the best team in the East for the first time since 1963, finished 18th in the country in both the *Associated Press* and *Coaches* polls and shared the West Division title of the American Athletic Conference with Houston in Navy's first year of being in a conference after being an Independent for 134 years.

In 2014, the Mids finished No. 2 in the country in rushing offense (326.7), No. 3 in passing yards per completion (20.0), 22nd in scoring offense (36.8), No. 1 in red zone offense (.948), No. 4 in third down conversions (.503), No. 1 in fourth down conversions (.923), No. 1 in fewest turnovers lost (8), No. 3 in turnover margin (+1.46), No. 1 in fewest penalties per game (3.1) and No. 1 in fewest penalty yards per game (26.1).

Wide receiver Jamir Tillman became the first player in school history to catch a touchdown pass in four straight games, while his 20.59 yards per catch was the nation's ninth-best average.

Navy finished the 2014 campaign with an 8-5 record, won a bowl game (beat San Diego State 17-16 in the Poinsettia Bowl) and defeated Army for a series-record 13th consecutive year.

Navy finished the 2013 season with a 9-4 record, won the Commander-In-Chief's Trophy, won a bowl game (beat Middle Tennessee 24-6 in the Bell Helicopter Armed Forces Bowl) and defeated Army for a series-record 12th-consecutive year.

Yokitis helped lead Navy to an 8-5 record in 2012 and a berth in the Kraft Fight Hunger Bowl. Navy defeated Air Force 28-21 in overtime and Army 17-13 to win the Commander-In-Chief's Trophy.

Yokitis was the head football coach and offensive coordinator at the Naval Academy Prep School from 2008-10 where he led NAPS to a 16-7 record.

Yokitis is a 2006 graduate of the Naval Academy where he earned three varsity letters at wide receiver and saw the Midshipmen post a 26-11 record, qualify for three bowl games, win two bowl games and win three Commander-In-Chief's Trophies. Yokitis played in 37-consecutive games for the Midshipmen, including earning a start in all 12 contests as a senior.

After graduation, Yokitis served in the United States Marine Corps before being medically discharged. Mick and his wife, Lindsey, have two sons, Bryce and Nolan, and a daughter, Makenna.

FOOTBALL STAFF

JIM BERRY

ASSOCIATE A.D. FOR SPORTS MEDICINE

Jim Berry, MA, ATC, is in his 19th year at the Naval Academy and his seventh as the Associate Athletic Director for Sports Medicine.

Prior to Navy, Berry earned his Master of Arts in Sport and Recreation Management from Kent State University (2004). His sport responsibilities included baseball, football, and wrestling. While at Kent, he acted as a mentor to the students in the CAATE accredited Athletic Training Education Program, as well as a coordinator of medical coverage for the Kent State sports camps.

From June 2001 to May 2002, Berry was an intern with the Cleveland Browns of the National Football League. He implemented rehabilitation programs, travelled with the team, and supervised the summer student interns in protocol and policy.

An Ohio native, Berry chose the Ohio State University for his undergraduate education. He received his Bachelor of Arts in History in 2001, and was the recipient of the 2000 LeaderShape Institute Scholarship and the Ernest R. "Ernie" Biggs Athletic Training Scholarship.

Berry and his wife, Casey, reside in Annapolis with their son, Bradyn, and daughter, Aurora.



JOSH BOST

DIRECTOR OF FOOTBALL OPERATIONS

Josh Bost enters his second year at the Naval Academy as the Director of Football Operations. Bost came to Navy from Virginia Tech where he served as both the Senior Director of Football Operations (2021) and the Director of Football Video and Technology (2016-20) on Justin Fuente's staff.

At Virginia Tech, Bost coordinated team travel, team calendars and schedules and worked closely with all support areas that touch football, including sports medicine, sports nutrition, strength and conditioning, as well as academics and other campus entities. He also assisted the recruiting and personnel staff in coordinating camps and other events involving prospects and their families. In his previous role at Tech, he managed all facets of the football video department.

Bost came to Blacksburg from Memphis, where he had worked on Justin Fuente's staff as the video coordinator from 2013-15.

Prior to working at Memphis, Bost worked at North Texas for nine years as the director of video operations. He graduated from Middle Tennessee State in 2003 and worked in that office as both a student and graduate assistant before moving to North Texas.

Bost and wife, Holly, have two children; a son, Micah, and a daughter, Lizzie.



RONNIE GILLIS

DIRECTOR OF FOOTBALL CREATIVE DESIGN

Ronnie Gillis is in his second year as the Director of Creative Design for Navy football.

Previously, Gillis spent six seasons at the University of Maine. From 2017 through the summer of 2022, Gillis served as the Assistant Director of Marketing for the Black Bears where he worked closely with men's and women's basketball, women's soccer and baseball while assisting in various roles with Maine's other varsity programs.

Gillis created and implemented marketing strategies for assigned teams while serving as the department's lead graphic designer. Gillis had a lead role in designing, marketing and promotional graphic content and templates, schedule posters and marketing collateral, as well as advertising, banners and print materials.

Gillis also assisted with the production of video content for Maine's social media pages



and website along with helping manage Maine's social media platforms. He oversaw all aspects of marketing and fan engagement on game day including coordinating in-game promotions, directing the in-game entertainment and public address services.

Prior to his role as Assistant Director of Marketing, Gillis spent one year as a producer for Maine's ESPN3 broadcasts. In this role, he produced and directed games while assisting with all aspects of the broadcast operations. He worked closely with the broadcast talent and coaches to gather proper information for the broadcasts while analyzing game notes and statistics to properly prepare the broadcasts.

Gillis, a native of Freeport, Maine, graduated from the University of Maine in 2016 with a Bachelor of Arts in Communications.

JIM KIRITSY

HEAD FOOTBALL STRENGTH & CONDITIONING COACH

Jim Kiritsy is in his first year as the Head Football Strength & Conditioning Coach.

Kiritsy comes to Navy from Kennesaw State, where he served as the Assistant Athletic Director for Sport Performance and was the Director of Football Strength and Conditioning. He was responsible for developing a comprehensive player development program designed to achieve three primary goals: injury prevention, athletic performance enhancement and mental discipline development.

Prior to Kennesaw State, Kiritsy served three seasons as Associate Director for Strength and Conditioning at The Citadel (2011-13) where his responsibilities included coordinating all aspects of the Bulldogs' men's basketball and wrestling training programs.

He also was the top assistant in the development of football and oversaw the maintenance and upkeep of the facility, including equipment purchases, while managing and developing graduate assistants, interns and student managers.

While at The Citadel, Kiritsy trained three All-American wrestlers in Odie Delaney (2013), Ugi Khishignyam (2013) and Turtogokh Lusandori (2014), and two football All-Americans in Mike Sellers (2012) and Darien Robinson (2013).

Kiritsy joined The Citadel after spending two seasons at Vermont as the Assistant Strength and Conditioning coach. While with the Catamounts, he worked directly with the men's basketball, men's and women's ice hockey, men's and women's lacrosse and men's and women's soccer.

A 2009 graduate of Norwich University, Kiritsy received a Bachelor's of Science degree in physical education with a concentration in coaching, and served as a part-time student assistant strength & conditioning coach. He was a four-year (2005-08) letter winner in football, serving as co-captain as a senior, and played baseball for three seasons (2006-08). He served as a member of the Corps Honor Committee in 2008-09.

Kiritsy holds certifications in CPR and AED (automated external defibrillator) from the American Red Cross and is Strength and Conditioning Coach Certified (SCCC) through the Collegiate Strength and Conditioning Coaches Association.

A native of Northbridge, Mass., Kiritsy attended Northbridge High School. He and his wife Bryana, have two children, Adeline and Jack.



MARVIN LEWIS

VIDEO COORDINATOR

Marvin Lewis is in his first year as the football video coordinator. Lewis comes to Navy from UTEP, where he served the previous five seasons as the Miners football video coordinator.

Lewis as served as a video assistant with the NFL's Tennessee Titans. His responsibilities included shooting practices, editing and uploading footage for scouting purposes. He also edited segments for the Titans Blitz Show and sponsor pieces for Titans home games.

Previously Lewis worked with Easy Media as a Social Media & Reputation Specialist, Vox Media as a Blogger and the Orange Media Network as a reporter, producer and production supervisor.

Lewis graduated from Oregon State with a Bachelor of Arts degree in New Media Communications in 2016.



JASON MACDONALD

DIRECTOR OF PLAYER PERSONNEL

Jason MacDonald is in his fifth year at Navy and his first as the Director of Player Personnel. MacDonald spent his first four seasons coaching the fullbacks.

In 2021, Navy managed to have the ninth-best rushing offense in the country (225.5 yards per game) despite facing six of the top-35 defenses in the country, including three of the top 10. On top of the tough schedule, Navy had to start five different offensive tackles, five different guards and three different centers due to injury. Fullback Isaac Ruoss was named a CoSIDA Second-Team Academic All-American.

In 2019, Navy had one of the greatest seasons in school history, winning a school-record tying 11 games against just two losses, winning the Commander-In-Chief's Trophy, sharing the American Athletic Conference West Division title with Memphis and winning the prestigious Liberty Bowl. The Mids' eight-game improvement from 2018 was the second-biggest turnaround in FBS history.

The Mids finished the 2019 campaign ranked 20th in both the Associated Press and USA Today Coaches Polls. It marked just the second time in the last 56 years that Navy finished in the AP Top 20 (18th in 2015).

A big part of that success was a Navy offense that set school records for total rushing yards (4,687), rushing yards per attempt (6.1), rushing yards per game (360.5), total offense yards per game (455.8) and tied the record for total offensive yards per attempt (6.8). The Mids also led the nation in rushing.

Fullback Jamale Carothers was named First-Team All-East. Carothers, who started the year on the junior varsity, rushed for 734 yards and 14 touchdowns on just 111 carries (6.6) in 10 games to finish second on the team in rushing.

MacDonald came to Navy from the Naval Academy Prep School where he served as the offensive coordinator for the past eight years. MacDonald was also a position coach at the prep school where he coached the slot backs for one year, the quarterbacks for four years, the wide receivers for one year, the fullbacks for one year and the offensive line for three years.

The NAPS offense averaged over 300 yards per game under MacDonald and in 2016 averaged 33.4 points per game.

MacDonald also handled the budget, was the academic coordinator and the head track & field coach at the prep school.

Prior to NAPS, MacDonald was a graduate assistant at Springfield College for two years where he was responsible for the offensive tackles and tight ends.

Two of his pupils, John Carlson and Sean Meagher, were named to the Empire 8 All-Conference Team.

MacDonald is a 2004 graduate of Springfield College where he earned his Bachelor of Science in Sports Management and a minor in business.

He was a four-year member of the Springfield College football team, including team captain of the 2003 team that won 10 games. He was named ECAC First Team All-Defense as a defensive lineman his senior year.

MacDonald and his wife, Dominique, have two sons, Adrian and Dion.



SCOTT MAHER

ASSISTANT A.D. FOR DIETETICS & SPORTS PERFORMANCE

Entering his fifth year at the Naval Academy, Scott Maher, RD, CSSD, CSCS, is the Assistant Athletic Director for Dietetics and Sports Performance. Most recently, an Assistant Director of Sports Nutrition at Rutgers University, he is a Registered Dietitian, Certified Specialist in Sports Dietetics and Certified Strength and Conditioning Specialist.

Starting at Rutgers in August of 2015 as a Strength and Conditioning Intern, Maher used his background in nutrition to work with athletes, in addition to his time spent on strength and conditioning. During that time, a new Performance Nutrition Department was founded at Rutgers and Maher immediately joined that program as an intern in May of 2016. As a sports dietitian intern, he provided one-on-one and team nutrition education to Olympic sport athletic teams, as well as managing the athletes' fueling stations across the campus and coordinating meals for teams that centered around their respective training and competition schedules. Over the next three years until his departure from New Brunswick, Maher was promoted from intern to Assistant Sports Dietitian in March of 2017 to Assistant Director of Sports Nutrition in July of 2018.

Maher has received board certification in Sports Dietetics, NSCA certification in Strength and Conditioning and certification as a Registered Dietitian through the Commission on Dietetic Registration (CDR).

A 2014 graduate of Rutgers University with a Bachelor of Science degree in nutrition and dietetics, Maher completed a dietetic internship at Rutgers University's School of Health Related Professions, graduating in May of 2015.



BRYAN MILLER

ASSOCIATE STRENGTH & CONDITIONING COACH

Bryan Miller is in his ninth year at Navy, where he serves as an Associate Strength & Conditioning Coach for football.

Prior to Navy, Miller served as the Head Strength and Conditioning Coach for football at Oregon State. Miller spent nine years at Oregon State and was the head of the Sports Performance Center for his final seven years.

Miller was an Assistant Strength and Conditioning Coach at Wisconsin from 2004-2006 and served in the same capacity at Northern Illinois University from 2000-2004.

Miller has also worked at North Park University in Chicago, the American Heartland Ice Arena and Sport Complex and as an intern at Northwestern University and with the Chicago Bulls.

Miller played football at North Park where he was a two-year letterwinner and team captain. He is a Certified Strength and Conditioning Specialist (CSCS), a Specialist in Sports Conditioning, a Level I Club Coach (U.S. Weightlifting), a corrective exercise specialist with the National Academy of Sports Medicine and a Level 1 Performance Therapist with ALTIS.

Miller and his wife, Jen, have a daughter, Verona, and a son, Trajan.



GREG MORGENTHALER

ASSOCIATE A.D. FOR EQUIPMENT OPERATIONS

Greg Morgenthaler is in his 21st season at the Naval Academy and his eighth as the Associate Athletic Director for Equipment Operations.

Morgenthaler has been instrumental in the Naval Academy Athletic Association's transition to Under Armour over the last 10 years.

Morgenthaler came to the Naval Academy from Sacred Heart, where he served as Equipment Coordinator for three years. A 1998 graduate of Kansas with a Bachelor of Science in education, Morgenthaler was a student manager with the Jayhawk football team that won the 1995 Aloha Bowl.

Morgenthaler began his career as an equipment manager intern at Virginia. He then



FOOTBALL STAFF

served as a graduate assistant equipment manager at Oklahoma, while working on his Master's degree in athletic administration. Upon leaving Oklahoma, Morgenthaler had a brief stint as head equipment manager in the defunct Spring Professional Football League for the San Antonio Matadors.

Morgenthaler is a certified member of the Athletic Equipment Managers Association (AEMA) and was named the AEMA Equipment Manager of the Year for 2012-13. He was elected the District Director for District 2 in 2009 and was the District 2 Equipment Manager of the Year in 2010. He is also a member of the American Football Coaches Association (AFCA).

Morgenthaler and his wife, Kris, who is the Associate Athletic Director for Marketing and Promotions at the Naval Academy, reside in Arnold and they have three daughters, Kelsey, Karlee and Kamryn.

MIKE PALMER

FOOTBALL QUALITY CONTROL

Mike Palmer is in his first year at the Naval Academy as a quality control coach. Palmer is a 2021 graduate of Boston College where he was a six-year member of the football team. He earned his Masters in Sports Administration in 2020. And a certificate in Executive Leadership and Organizational Development in 2021.

Palmer was a three-year starter for the Eagles at free safety and was a member of five bowl teams while at Boston College. He finished his career with 158 career tackles and four interceptions. He was a team captain in 2021.

After graduation, Palmer was invited to the New Orleans Saints Rookie mini camp.

Before coming to Navy he was working at Oliver James, a recruitment partner to the financial services, professional services and commerce & industry sectors. Prior to that he served as a volunteer football coach at Maine Endwell High School in Endwell, N.Y, where they won the Class B State Championship in 2022.

Palmer is also the NYSPHAA career interception record holder with 21 interceptions.



DANNY PAYNE

DIRECTOR OF RECRUITING

Danny Payne is in his second year as the Director of Recruiting. Payne came to Navy from Georgia Southern where he served as the Director of Player Personnel for one year. He worked alongside head coach Chad Lunsford and recruiting coordinator Victor Cabral in several areas pertaining to recruiting, including the coordination of the recruit evaluation procedure, prospect identification and evaluations and the assistance with on-campus recruiting.

Prior to Georgia Southern, Payne spent four years at Army as the Director of Scouting. There, he was responsible for identifying prospective cadet-athletes and assisting assigned coaches with recruiting duties. Payne also created content for recruiting purposes and maintained the game day analytics. He also worked closely with the Director of Football Operations to handle logistics for the team.

Payne came to Army after four years at Kennesaw State. He served as a defensive and recruiting assistant from 2013-15 and as a graduate assistant for his final two years (2016-17). He assisted the No. 14 defense in the FCS and helped the staff with all recruiting matters, including high school player evaluation, scout team and camp director.

Prior to Kennesaw State, Payne worked as the general manager, player personnel director and defensive line coach for the Georgia Panthers semi-pro team.

Payne graduated from Kennesaw State in 2013 with a bachelor's in sport management and earned his master's in applied exercise & health science in 2017. While at Kennesaw State, he founded the club football team and oversaw all facets of that program from 2011-13.

Payne and his wife, Ally, reside in Annapolis.



CAPT. JALEN WADE, USMC

DIRECTOR OF PLAYER DEVELOPMENT

Captain Jalen A. Wade is in his second year as Director of Player Development. Upon receiving orders back to the Naval Academy in June of 2021, Captain Wade assumed the responsibilities of the 10th Company Officer, ensuring the discipline, development, and mentorship of 150 Midshipmen across all four grades. He occupied this role until assuming his current duties with the team.

A native of Spring Hill, Tenn., Wade lettered in football and track before being recruited to play at Navy. Over the course of his career, he spent time as both an inside linebacker and fullback. In May 2017, upon his graduation from the Naval Academy with a Bachelor's of Science in international relations, he accepted a commission into the United States Marine Corps. After successful completion of The Basic School, he was assigned the military occupational specialty of Infantry Officer, and attended the 2-18 Infantry Officer Course. Upon graduation, Captain Wade began serving as a Rifle Platoon Commander, Company B, 1st Battalion, 5th Marines, aboard Marine Corps Base Camp Pendleton, California.

After several months, Captain Wade assumed command of Weapons Platoon and the company Fire Support Team (FIST) for Company B, 1st Battalion, 5th Marines. Captain Wade executed multiple division and service level exercises in this role. Upon completion of the pre-deployment training plan, Captain Wade deployed with Battalion Landing Team 1/5 as the Ground Combat Element for the 31st Marine Expeditionary Unit (MEU) in November 2019. While deployed on the 31st MEU, Captain Wade executed numerous Air Assault Raids and certification exercises aboard the USS AMERICA. On the 31st MEU, Captain Wade also participated in Exercise COBRA GOLD in the Kingdom of Thailand; the largest theater security cooperation exercise in the Indo-Pacific Region. During Cobra Gold, Captain Wade integrated with the Royal Thai Army and U.S. Army in support of regional cooperation objectives.

Upon returning from deployment in June 2020, Captain Wade served as the 81mm Mortar Platoon Commander for 1st Battalion, 5th Marines during their service as southwest border security augmentation and pre-deployment workup for the 31st MEU. In February 2021, Captain Wade assumed duties as the Executive Officer for Weapons Company, 1st Battalion, 5th Marines. He participated in a final service level training exercise before reporting to the Naval Academy in June of 2021.

Captain Wade was awarded the Navy and Marine Corps Achievement Medal for his efforts serving with 1st Battalion, 5th Marines as well as various unit awards.

He currently resides in Washington D.C.



2023 NAVY FOOTBALL

SUPPORT STAFF



NICK ALOI
ASSISTANT STRENGTH
& CONDITIONING COACH



CMDR. KEVIN BERNSTEIN, USN
TEAM PHYSICIAN



DANIEL BOECKENHAUER
ASSISTANT EQUIPMENT MANAGER



ROBB DUNN
DEPUTY A.D. FOR ADMINISTRATION
~ SPORT ADMINISTRATOR ~




PETE FORD
ASSISTANT EQUIPMENT MANAGER



MATTHEW GONZALES
ASSISTANT STRENGTH
& CONDITIONING COACH



CAPT. MIKE JEFFERSON, USN
OFFICER REPRESENTATIVE



CHULA LOOMIS
ASSISTANT STRENGTH
& CONDITIONING COACH



LT. COL. ROGER MAESE, USMC
OFFICER REPRESENTATIVE



JENNIFER VACHON
ASSISTANT SPORTS DIETITIAN




CAPT. BOB WALTZ, USN
TEAM PHYSICIAN



LAURA WEBB
ADMINISTRATIVE ASSISTANT
TO THE HEAD COACH
& RECRUITING COORDINATOR



ABBY WEILAND
ASSISTANT ATHLETIC TRAINER



COURTNEY WEINER
FOOTBALL DIRECTOR
OF ON-CAMPUS RECRUITING



JOHN WILCKENS
CONSULTING ORTHOPEDIC SURGEON



2023 NAVY FOOTBALL

**SECTION
FOUR**

**PLAYER
PROFILES**



2023 NAVY FOOTBALL



DONALD
BERNIARD JR.



PLAYER PROFILES

XAVIER ARLINE

#7 | QUARTERBACK | SR. | 5-9 | 176
WADING RIVER, N.Y. | SHOREHAM-WADING RIVER HS

• **At Navy:** Has played in 21 games over his career, starting 9 times (3 Fr // 2 So // 4 Jr) ... has also played in 17 lacrosse games in his career, starting 13 ... participated in both lacrosse and football in the spring, but was injured for a majority of spring football practice ... enters the fall third on the depth chart at quarterback, but will have an opportunity to win the quarterback job in the fall ... has earned three varsity letters.

• **2023 (Lacrosse):** Played in 11 games, starting nine ... finished second on the team with 31 points, scoring 15 goals and handing out a team-high 16 assists.

• **2022:** Played in 9 games on the year, starting each of the last 4 ... finished the season with 96 carries for 376 yards (3.9 yds/carry, 41.8 yds/gm) and scored 3 rushing TDs ... completed 4 of his 11 passes for 85 yards, 2 touchdowns and 1 interception ... carried the ball a career-high 28 times for a team-best and season-high 102 yards against Army ... completed his only pass in the game, a 25-yard touchdown to Maquel Haywood in the first overtime period ... helped lead the Mids to a 17-14 upset victory over nationally-ranked UCF and directed an offense that accounted for all 248 yards on the ground ... carried the ball 18 times for 24 yards, including a 1-yard touchdown run to give the Mids a 7-0 lead ... started the Notre Dame game where he recorded 59 yards rushing and a touchdown on 12 carries, while completing 2 of his 4 passes for 57 yards and a TD ... threw a 23-yard touchdown to Mark Walker, marking just his second-career passing touchdown ... following the touchdown throw, he ran in the 2-point conversion for the Mids ... threw a season-long 34-yard pass that set up Daba Fofana's 36-yard touchdown run late in the opening quarter against the Irish ... part of an offensive unit that rattled off 363 yards of total offense, the most against the Irish since its 368 yards on Nov. 5, 2016 ... Navy's 108 yards passing were the most against Notre Dame since its 118 on Nov. 1, 2014 ... Navy's 32 points were the most it has scored in the series since dropping a 49-39 contest to Notre Dame on Nov. 1, 2014 ... made the start at Cincinnati where he led the Mids in rushing with 87 yards on 12 carries, including a season-long 32-yard run ... completed his only pass attempt, a 3-yarder to Jayden Umbarger ... assumed the QB duties with 3:07 remaining in the first quarter of the Temple game after Tai Lavatai went down with a season-ending injury ... carried the ball 16 times for 54 yards, including a 23-yard game-winning touchdown run in overtime ... ran the ball 3 times for 31 yards, including a season-long 22-yard carry against Houston where he lined up in the slot ... carried the ball 3 times for 10 yards against Air Force ... made his season debut against Memphis where he carried the ball twice for 8 yards and was unable to complete his 3 pass attempts ... also threw his first-career interception.

• **2022 (Lacrosse):** Scored 5 goals and handed out 3 assists while battling injuries most of the year ... a starter in 5 of the 6 games in which he saw action, including each of the last 5 ... recorded a point in 5 of the 6 contests, including each of the last 5 ... produced a career-high 4 points on 2 goals and 2 assists in Navy's Star Game victory over Army ... it was the first multi-point game of his career and the first assists of his career ... scored the game's first goal (13:25) on his lone shot of the game in Navy's 11-10 victory over #18 Johns Hopkins at Homewood Field ... made his first start in the Mids' win over Colgate where he scored his first-collegiate goal.

• **2021:** A starter in 2 of the 7 games in which he played (Air Force, Houston) ... closed out the year rushing for 176 yards on 67 attempts (6.0 yds/carry, 25.1 yds/gm), while also completing 7 of his 18 passes for 142 yards, a touchdown and no interceptions ... injured on his only carry of the Army game, a 10-yard gain, in what was just Navy's third offensive play of the contest ... threw his first-career touchdown pass, a 15-yarder, to Chance Warren at Temple ... entered the Notre Dame game with 2:07 left in the second quarter for an injured Tai Lavatai and played the remainder of the game ... carried the ball 8 times for 8 yards and completed 1 of his 2 passes for 18 yards against the Irish ... spelled starter Tai Lavatai at Memphis ... carried the ball 19 times for 64 yards, including a 40-yard touchdown in his start at Houston ... it was the longest run by a Navy player at that point in the season ... also completed 3 of his 6 passes for 83 yards, including a career-long 37-yard pass to Mychal Cooper that set up Isaac Ruoss' 1-yard touchdown run 2 play later ... made the start against Air Force, carrying the ball 16 times for 31 yards, including a long run of 26 yards ... was 0 for 5 through the air ... Navy's backup QB in the opener against Marshall ... closed out the day with 76 yards rushing on 16 carries and scored the Mids' lone touchdown which also was the first of his career (1 yd) ... completed 2 of his 3 passes for 26 yards, including a 22-yarder to Mychal Cooper.



• **2020:** A starter in 3 (Tulane, Tulsa, Army) of the 5 games in which he played ... finished as the Mids' third-leading rusher with 210 yards on 59 carries and completed 4 of his 12 passes for 27 yards ... became just the fifth freshman in program history to start at quarterback in the annual Army-Navy game, joining Mike Roban (1974), Alton Grizzard (1987), Jim Kubiak (1991) and Keenan Reynolds (2012) ... paced the Mids in rushing against the Black Knights with a career-high 109 yards (team finished with 108) that was highlighted by the team's longest run from scrimmage this year, a 52-yarder ... earned his second start of the year, leading the Mids with 60 yards rushing on 27 carries against Tulsa ... completed 4 of his 8 passes for 27 yards, including a 14-yard pass to Mark Walker ... had not attempted a pass prior to the Tulsa contest ... made his third appearance of the season, entering the game with just under 4 minutes to play against Memphis ... carried the ball 3 times for 12 yards, including a long run of 8 yards ... carried the ball 5 times for 16 yards at Air Force ... made his collegiate debut in the Mids' win at Tulane where he became just the fifth freshman quarterback to start for the Mids in career history - Keenan Reynolds (2012, 6th gm), Jim Kubiak (1991, 5th gm), Alton Grizzard (1987, 5th gm), Mike Roban (1974, 10th gm) - and the earliest to start a game ... carried the ball 7 times for 13 yards and a long run of 9 yards against the Green Wave.

• **High School / Personal:** A 2020 graduate of Shoreham-Wading River High School, Arline was a three-sport athlete who earned letters in basketball (2), football (4) and lacrosse (5) ... a three-time All-State (N.Y.) and all-county football standout who played both quarterback and cornerback ... First-Team All-State football selection his senior year ... four-time all-county attackman for Shoreham-Wading River's lacrosse team ... earned All-America, First-Team All-State and First-Team All-Long Island honors in lacrosse his senior year ... member of two Long Island Championship football teams - 2016 (10-2) and 2019 (11-1) ... also led the lacrosse team to the 2019 New York State Championship with an 18-3 record ... also received offers (football and/or lacrosse) from Air Force, Army, Duke, Johns Hopkins, Maryland, New Hampshire, North Carolina, Ohio State and Stony Brook ... originally committed to play at North Carolina before a change in football coaching staff ... sister, Jesse, played lacrosse at Stony Brook ... father, John, played lacrosse at Delaware (1993-95) ... son of John and Jennifer Arline ... majoring in general science.

ARLINE'S CAREER STATS

Passing	Cmp	Att	Pct	Yds	Int	TD
2020	4	12	33.3	27	0	0
2021	7	18	38.9	142	0	1
2022	4	11	36.4	85	1	2
TOTALS	15	41	36.6	254	1	3

Rushing	Att	Yds	Avg	TD	Long	100-Yd
2020	59	210	3.6	0	52	1
2021	67	176	2.6	2	40	0
2022	96	376	3.9	3	32	1
TOTALS	222	762	3.4	5	52	2

	SEASON HIGHS	CAREER HIGHS
Carries	28 vs. Army (12-10-22)	28 vs. Army (12-10-22)
Rush Yds	102 vs. Army (12-10-22)	109 at Army (12-12-20)
Rush TDs	1 (3x; last at UCF, 11-19-22)	1 (5x; last at UCF, 11-19-22)
Long Rush	32 at Cincinnati (11-5-22)	52 at Army (12-12-20)
Pass Comp	2 vs. Notre Dame (11-12-22)	4 vs. Tulsa (12-5-20)
Pass Att	4 vs. Notre Dame (11-12-22)	8 vs. Tulsa (12-5-20)
Pass Yds	57 vs. Notre Dame (11-12-22)	83 at Houston (9-25-21)
Pass TDs	1 (2x; last vs. Army, 12-10-22)	1 (3x; last vs. Army, 12-10-22)
Long Pass	34 vs. Notre Dame (11-12-22)	37 at Houston (9-25-21)

GAME-BY-GAME	Passing					Rushing				
	Game (Date)	Cmp	Att	Int	Yds	TD	Att	Yds	TD	Avg
at Tulane (9-19-20)	0	0	0	0	0	0	7	13	0	1.9
at Air Force (10-3-20)	0	0	0	0	0	0	5	16	0	3.2
Memphis (11-28-20)	0	0	0	0	0	0	3	12	0	4.0
Tulsa (12-5-20)	4	8	0	27	0	0	27	60	0	2.2
at Army (12-12-20)	0	4	0	0	0	0	17	109	0	6.4
Marshall (9-4-21)	2	3	0	26	0	0	16	76	1	4.8
Air Force (9-11-21)	0	5	0	0	0	0	16	31	0	1.9
at Houston (9-25-21)	3	6	0	83	0	0	19	64	1	3.4
at Memphis (10-14-21)	0	1	0	0	0	0	5	(5)	0	(1.0)



PLAYER PROFILES


at Notre Dame (11-6-21)	1	2	0	18	0	8	8	0	1.0
at Temple (11-27-21)	1	1	0	15	1	2	(8)	0	(4.0)
vs. Army (12-11-21)	0	0	0	0	0	1	10	0	10.0

Memphis (9-10-22)	0	3	1	0	0	2	8	0	4.0
at Air Force (10-1-22)	0	0	0	0	0	3	10	0	3.3
Tulsa (10-8-22)	0	0	0	0	0	2	1	0	0.5
Houston (10-22-22)	0	0	0	0	0	3	31	0	10.3
Temple (10-29-22)	0	1	0	0	0	16	54	1	3.4
at Cincinnati (11-5-22)	1	1	0	3	0	12	87	0	7.2
vs. Notre Dame (11-12-22)	2	4	0	57	1	12	59	1	4.9
at UCF (11-19-22)	0	1	0	0	0	18	24	1	1.3
vs. Army (12-10-22)	1	1	0	25	1	28	102	0	3.6

RILEY BERGESON

#17 | STRIKER | SO. | 6-2 | 206
BILLINGS, MONT. | BILLINGS WEST HS

- **At Navy:** Enters the fall third on the depth chart at striker.
- **2022:** Did not see any varsity action.
- **High School / Personal:** A 2022 graduate of Billings West High School in Billings, Mont., Bergeson was a two-sport athlete who earned letters in football (4) and track & field (2) ... two-time (Jr, Sr) First-Team All-State (Mont.) safety, who also garnered Honorable Mention All-State honors as a wide receiver his senior year ... named the Montana Eastern AA Defensive Player of the Year as a senior ... three-time all-conference selection at safety, including a first-teamer as a junior and senior ... two-time (Jr, Sr) all-conference selection at wide receiver ... member of the Billings West HS football team that won the 2018 Montana State Championship ... member of the National Honor Society ... four-time Academic All-State honoree ... hails from a long line of college football players in his family ... great grandfather, John Dolan, played football at Montana (1936-38) and went on to play professionally for the Kenosha Cardinals and Buffalo Tigers of the AFL ... his grandfather, Pat Dolan, also played football (safety) at Montana (1968-70), while his uncle, Nate, made it three generations of Dolans playing for the Grizzlies, suiting up at Montana from 1992-95 ... father, Robert, is a graduate of Washington where he was a member of the golf team (1995-99) ... mother, Heather, is a graduate of Montana State where she was a member of the volleyball and track & field teams (1995-1999) ... son of Robert and Heather Bergeson ... majoring in electrical engineering ... has a 3.68 grade point average.



DONALD BERNIARD JR.

#0 | NOSE GUARD | SR. | 6-0 | 256
BATON ROUGE, LA. | UNIVERSITY LABORATORY SCHOOL

- **2022 PHIL STEELE'S ALL-AAC TEAM / THIRD TEAM**
- **2021, '22 PHIL STEELE'S PRESEASON ALL-AAC TEAM / FOURTH TEAM**
- **At Navy:** Enters the fall listed as a starter at nose guard ... a starter in each of the last 30 games at Navy dating back to his freshman year (6 Fr // 12 So // 12 Jr) ... has earned three varsity letters.
- **2022:** Named to Phil Steele's All-American Athletic Conference Third Team ... played and started all 12 games at nose guard where he finished the season with 35 tackles, including 4.5 for a loss ... Navy's defense held Army, the second-leading rushing team in the country (304.4 yds/gm), to just 125 yards on the ground and 153 yards of total offense (avg 385.5 yds/gm) for the entire game ... Navy held the Black Knights without an offensive touchdown until overtime ... turned in 4 tackles against Army and broke up a pass, the first of his career ... Navy's defense held UCF to 84 yards rushing after the Knights came in ranked #5 nationally with their 249.5 rushing yards per game average ... additionally, the Mids tallied a season-high tying 5 sacks for the third time in 2022 and the second-consecutive game ... contributed 3 stops in the win over



UCF ... part of a defensive unit that did not surrender a point in the second half against Notre Dame, marking the first time it has held a team scoreless in the second half since the 2021 Army game ... Notre Dame mustered just 66 yards rushing, the fewest by the Irish in the series since they rushed for 60 yards on Nov. 7, 2009 ... Navy held the Irish to just 12 yards in the second half (-23 R, 35 P) ... the Mids recorded a season-high tying 5 sacks in the game ... produced a season-high 6 tackles against ND, just one off his career high set against Air Force in 2021 ... turned in a pair of tackles and had a half a tackle for loss at Cincinnati ... Navy's defense held Temple to just 20 yards rushing ... contributed a pair of tackles and a QB hurry in the win over the Owls ... chipped in 2 tackles against Houston ... turned in a pair of tackles, including a tackle for loss against SMU ... member of a Navy defensive unit that held Tulsa to just 25 yards rushing ... the Mids recorded their first safety (intentional grounding in the end zone by Tulsa QB Davis Brin // 2Qtr) since the Tulane game on Sept. 19, 2020 ... Navy forced 4 Tulsa turnovers (3 interceptions / 1 fumble) ... turned in 3 tackles against the Golden Hurricane ... part of a defense that held Air Force, the nation's top-ranked rushing team (412.2 yds/gm), to just 200 yards on the ground ... turned in a pair of tackles against the Falcons ... recorded 3 tackles, including a tackle for loss at East Carolina ... turned in 3 tackles, including a half sack in the AAC opener against Memphis ... anchored a defense that produced 12 tackles for loss and 5 sacks in the opener against Delaware ... the 12 TFLs were the most by the Mids since recording 12 against Rice on Oct. 22, 2005, while the 5 sacks were the most since their 5 against USF on Oct. 19, 2019 ... recorded 3 tackles, a career-high 1.5 tackles for loss and recovered the first fumble of his career in the loss to the Fighting Blue Hens.

- **2021:** A starter on the defensive line in all 12 games, he closed out the season with 23 tackles including 2.5 tackles for loss and a sack ... part of a defensive unit that held Army scoreless in the second half, marking the first time Navy has shut out an opponent in the second half since its remarkable victory over Tulane in which the Mids outscored the Green Wave 27-0 to win 27-24 on Sept. 19, 2020 ... Navy also held Army, the No. 2-ranked rushing offense in the country averaging 301.2 yards per game, to just 124 yards rushing ... it was the Black Knights' second-lowest rushing output during the season (108 vs. Air Force) ... turned in 3 tackles against Army ... recorded a solo stop at Temple ... Navy's defense held Temple to just 182 yards of total offense, the fewest by an opponent on the year ... the 14 points by Temple are the fewest by the Owls in the series since losing to Navy 42-6 in Annapolis on Nov. 18, 2006 ... turned in 3 tackles against East Carolina ... made a solo stop against Notre Dame ... turned in a tackle and a half a tackle for loss at Tulsa ... part of a defense that held #2 Cincinnati to just 271 yards (95R, 176P), the fewest yards by the Bearcats since Nov. 17, 2019 vs. Temple (stretch of 19 games) ... also held Cincinnati to 27 points, the second fewest by the Bearcats in the regular season (beat Notre Dame 24-13) ... the Bearcats came into the game averaging 43.5 points (No. 6 nationally) ... made a solo stop at Memphis ... part of a defensive unit that held UCF scoreless in the fourth quarter and allowed Navy to rally from 13 points down to earn its first win of the season ... turned in 3 solo stops at Houston that featured his first-collegiate sack for a loss of 3 yards ... recorded a career-high 7 stops against Air Force, including his second-career tackle for loss ... chipped in a pair of tackles in the opener against Marshall.
- **2020:** A starter in each of the last 6 contests of the season ... closed out the year with 9 tackles, including a tackle for a loss ... was in on a pair of stops against Army ... turned in a pair of tackles against Tulsa ... chipped in a pair of tackles against Memphis and was credited with a QB hurry ... turned in a pair of tackles, including his first-career tackle for a loss against Houston ... earned the start at East Carolina in what also marked his first-collegiate appearance ... made a solo stop in the win over the Pirates.
- **High School / Personal:** A 2019 graduate of University Laboratory School in Baton Rouge, La., Bernard Jr. attended the Naval Academy Prep School during the 2019-20 academic year ... three-year football letter winner who was a three-year First-Team All-District 6-3A selection ... also garnered First-Team All-State and First-Team All-Metro recognition as a junior and senior ... led the football team to back-to-back LHSAA DII State Championships with identical 14-0 records in 2017 and '18 ... high school teammate and close friend of Mike Hollins, who was injured in the University of Virginia shooting in the fall of 2022 and has returned to play this fall ... recipient of the Phi Beta Sigma Fraternity Academic Achievement Award ... also received offers from Idaho and Eastern Illinois ... nickname is Biscuit ... son of Donald Bernard Sr. and Glenda Druilhet ... majoring in political science.

BERNIARD JR'S CAREER STATISTICS

Defense	Tkls	TFL-Yds	Sack-Yds	Int	PBU	FR	FF
2020	9	1.0-4	0-0	0	0	0	0
2021	23	2.5-7	1-3	0	0	0	0
2022	35	4.5-9	0.5-2	0	1	1-0	0
TOTALS	67	8.0-20	1.5-5	0	1	1-0	0



PLAYER PROFILES

	SEASON HIGHS	CAREER HIGHS
Tackles	6 vs. Notre Dame (11-12-22)	7 vs. Air Force (9-11-21)
TFL	1.5 vs. Delaware (9-3-22)	1.5 vs. Delaware (9-3-22)
Sacks	0.5 vs. Memphis (9-10-22)	1 at Houston (9-25-21)
PBU	1 vs. Army (12-10-22)	1 vs. Army (12-10-22)
FR	1 vs. Delaware (9-3-22)	1 vs. Delaware (9-3-22)

GAME-BY-GAME

Game (Date)	U-A-TT	TFL-Yds	Sacks	Int	PBU	FF	FR	Blk
at East Carolina (10-17-20)	1-0-1	0-0	0-0	0	0	0	0	0
Houston (10-24-20)	1-1-2	1-4	0-0	0	0	0	0	0
at SMU (10-31-20)	0-0-0	0-0	0-0	0	0	0	0	0
Memphis (11-28-20)	1-1-2	0-0	0-0	0	0	0	0	0
Tulsa (12-5-20)	1-1-2	0-0	0-0	0	0	0	0	0
at Army (12-12-20)	0-2-2	0-0	0-0	0	0	0	0	0
Marshall (9-4-21)	1-1-2	0-0	0-0	0	0	0	0	0
Air Force (9-11-21)	4-3-7	1-3	0-0	0	0	0	0	0
Houston (9-25-21)	3-0-3	1-3	1-3	0	0	0	0	0
UCF (10-2-21)	0-1-1	0-0	0-0	0	0	0	0	0
SMU (10-9-21)	0-1-1	0-0	0-0	0	0	0	0	0
at Memphis (10-14-21)	1-0-1	0-0	0-0	0	0	0	0	0
Cincinnati (10-23-21)	0-0-0	0-0	0-0	0	0	0	0	0
at Tulsa (10-29-21)	0-1-1	0.5-1	0-0	0	0	0	0	0
at Notre Dame (11-6-21)	1-0-1	0-0	0-0	0	0	0	0	0
East Carolina (11-20-21)	2-1-3	0-0	0-0	0	0	0	0	0
at Temple (11-27-21)	1-0-1	0-0	0-0	0	0	0	0	0
vs. Army (12-11-21)	1-2-3	0-0	0-0	0	0	0	0	0
Delaware (9-3-22)	0-3-3	1.5-5	0-0	0	0	0	1-0	0
Memphis (9-10-22)	0-3-3	0.5-2	0.5-2	0	0	0	0	0
at East Carolina (9-24-22)	1-2-3	1-1	0-0	0	0	0	0	0
at Air Force (10-1-22)	1-1-2	0-0	0-0	0	0	0	0	0
Tulsa (10-8-22)	0-3-3	0-0	0-0	0	0	0	0	0
at SMU (10-14-22)	2-0-2	1-1	0-0	0	0	0	0	0
Houston (10-22-22)	0-2-2	0-0	0-0	0	0	0	0	0
Temple (10-29-22)	0-2-2	0-0	0-0	0	0	0	0	0
at Cincinnati (11-5-22)	0-2-2	0.5-0	0-0	0	0	0	0	0
vs. Notre Dame (11-12-22)	1-5-6	0-0	0-0	0	0	0	0	0
at UCF (11-19-22)	2-1-3	0-0	0-0	0	0	0	0	0
vs. Army (12-10-22)	2-2-4	0-0	0-0	0	1	0	0	0


JAVAN BOUTON

#62 | OFFENSIVE GUARD | JR. | 6-3 | 285
CARROLLTON, TEXAS | PRESTONWOOD CHRISTIAN ACAD.

• **At Navy:** Enters the fall listed as the starter at left guard ... has the versatility to kick outside to tackle as well.

• **2022:** Saw action in 8 games as a member of the PAT / field goal unit, including making his collegiate debut in the Mids double-overtime win at East Carolina.

• **High School / Personal:** A 2020 graduate of Prestonwood Christian Academy in Plano, Texas, Bouton attended the Naval Academy Prep School during the 2020-21 academic year ... earned Texas Association of Private and Parochial Schools (TAPPS) Division 1 First-Team All-State (Texas) honors as a senior and was an honorable mention selection as a junior ... member of the Prestonwood Christian Academy team that overcame an 18-point deficit late in the third quarter to defeat Houston St. Pius X 42-41 for the 2017 TAPPS Division 1 State Championship ... also received offers from 10 other schools, including Army and Air Force ... son of Farrow Bouton and Veranna Phillips ... majoring in operations research.



CHAISEN BUCKNER

#42 | RAIDER | SR. | 6-1 | 229
CHATSWORTH, GA. | NORTH MURRAY HS


• **At Navy:** Enters the fall looking to contribute on special teams ... has earned one varsity letter.

• **2022:** Did not see any varsity action.

• **2021:** Saw action in each of the last 9 contests as a member of special teams, including making his collegiate debut in the Mids' win over UCF.

• **2020:** Did not see any varsity action.

• **High School / Personal:** A 2020 graduate of North Murray High School in Chatsworth, Ga., Buckner was a two-sport athlete who earned letters in basketball (4) and football (4) ... two-time (2018, '19) First-Team All-Region 6-AAA selection ... named to the 2019 Georgia Coaches Association All-State Team ... three-time (2017, '18, '19) Dalton Daily Citizen First-Team All-Area selection ... served as football team captain his junior and senior seasons ... led the football team to the 2019 region title and the state's Elite 8 with an 11-2 record ... led the basketball team to the 2019 region crown and the state's Sweet 16 with a 24-5 record ... salutatorian of his graduating class ... recipient of Math & Physical Science Awards, Citizenship Award and Georgia Certificate of Merit Award ... dual-enrollment student at Dalton State where he graduated with an Associates of Science Degree ... son of Mark and Angela Buckner ... majoring in robotics and control engineering ... outstanding student who carries a 3.71 grade-point average.




JACOB BUSIC

#95 | DEFENSIVE END | SR. | 6-4 | 256
WESTMINSTER, MD. | WESTMINSTER HS

- **2022 FIRST-TEAM ALL-EAST**
- **2022 HONORABLE MENTION ALL-AAC**
- **2022 PHIL STEELE'S ALL-AAC TEAM / THIRD TEAM**

• **At Navy:** Enters the fall as the starter at defensive end ... a starter in each of the last 24 games (12 So // 12 Jr) ... has earned 2 varsity letters.

• **2022:** An Honorable Mention All-American Athletic Conference selection and Third-Team All-AAC honoree by Phil Steele, he started all 12 contests ... named First-Team All-East by the ECAC ... finished the year second on the team in sacks (6) and tied for second in tackles for loss (8.5) to go along with his 38 total tackles on the year ... Navy's defense held Army, the second-leading rushing team in the country (304.4 yds/gm), to just 125 yards on the ground and 153 yards of total offense (avg 385.5 yds/gm) for the entire game ... Navy held the Black Knights without an offensive touchdown until overtime ... pitched in 5 tackles, including a tackle for loss against Army ... Navy's defense held UCF to 84 yards rushing after the Knights came in ranked #5 nationally with their 249.5 rushing yards per game average ... additionally, the Mids tallied a season-high tying 5 sacks (4 John Marshall, 1 Tyler Fletcher) for the third time in 2022 and the second-consecutive game ... part of a defensive unit that did not surrender a point in the second half against Notre Dame, marking the first time it has held a team scoreless in the second half since the 2021 Army game ... Notre Dame mustered just 66 yards rushing, the fewest by the Irish in the series since they rushed for 60 yards on Nov. 7, 2009 ... Navy held the Irish to just 12 yards in the second half (-23 R, 35 P) ... the Mids recorded a season-high tying 5 sacks against Notre Dame ... posted 5 tackles, including a tackle for loss against the Irish ... chipped in a tackle at Cincinnati ... Navy's defense held Temple to just 20 yards rushing ... despite Temple allowing just 4 sacks all year, Navy sacked the Owls 4 times (Tyler Fletcher, John Marshall, Dashaun Peele, Jacob Busic) ... Navy's defense also forced Temple to punt 7 times, tying (Delaware) for the most by an opponent in 2022 ... posted 4 tackles, including a sack and tackle for loss of 10 yards against the Owls ... turned in 3 tackles, including 1.5 tackles for loss and a sack of Houston QB Clayton Tune that resulted in a fumble that was scooped up by Navy teammate Gianni Woodson-Brooks and returned for a touchdown ... turned in a pair of tackles against SMU ... member of a Navy defensive unit that held Tulsa to just 25 yards rushing ... the



PLAYER PROFILES

Mids recorded their first safety (intentional grounding in the end zone by Tulsa QB Davis Brin // 2Qtr) since the Tulane game on Sept. 19, 2020 ... Navy forced 4 Tulsa turnovers (3 interceptions / 1 fumble) ... part of a defense that held Air Force, the nation's top-ranked rushing team (412.2 yds/gm), to just 200 yards on the ground ... posted 6 tackles, including a sack and tackle for loss at Air Force ... also forced a fumble and recovered it, the first of his career in both categories ... chipped in 4 tackles, including half a sack in the win over East Carolina ... turned in a career-high 6 tackles, including a half a sack in the AAC opener against Memphis ... led a defense that produced 12 tackles for loss and 5 sacks in the opener against Delaware ... the 12 TFLs were the most by the Mids since recording 12 against Rice on Oct. 22, 2005, while the 5 sacks were the most since their 5 against USF on Oct. 19, 2019 ... he recorded 2 tackles, a career-high 2 tackles for loss and a career-high 2 sacks against the Fightin' Blue Hens.

• **2021:** Closed out the year with 20 tackles, including 5.5 tackles for loss and a pair of sacks ... also had 3 QB hurries and broke up a pass ... part of a defensive unit that held Army scoreless in the second half, marking the first time Navy has shut out an opponent in the second half since its remarkable victory over Tulane in which the Mids outscored the Green Wave 27-0 to win 27-24 on Sept. 19, 2020 ... Navy also held Army, the No. 2-ranked rushing offense in the country averaging 301.2 yards per game, to just 124 yards rushing ... it was the Black Knights' second-lowest rushing output during the season (108 vs. Air Force) ... pitched in 4 tackles in the win over Army, including teaming up with Diego Fagot for the stop on Army's final play of the game, a 2-yard run by Christian Anderson on 4th-and-3 at the Navy 48 ... his lone tackle against Temple went for a loss ... Navy's defense held Temple to just 182 yards of total offense, the fewest by an opponent on the year ... the 14 points by Temple are the fewest by the Owls in the series since losing to Navy 42-6 in Annapolis on Nov. 18, 2006 ... chipped in a tackle against East Carolina ... turned in 2 tackles, including a tackle for loss at Notre Dame, and also broke up a pass, the first of his career ... recorded 3 tackles at Tulsa that including 1.5 tackles for loss and his second-career sack ... part of a defense that held #2 Cincinnati to just 271 yards (95R, 176P), the fewest yards by the Bearcats since Nov. 17, 2019 vs. Temple (stretched 19 games) ... the 271 yards of total offense by Cincinnati were the second fewest by a Navy opponent this season (225 by Air Force), while the 95-yard ground gain was the second-fewest rushing yards by an opponent this season (80 by SMU) and the 176 yards passing also marked the second fewest by an opponent in 2021 (49 by Air Force) ... also held Cincinnati to 27 points, the second fewest by the Bearcats in the regular season (beat Notre Dame 24-13) ... the Bearcats came into the game averaging 43.5 points (No. 6 nationally) ... his lone tackle against Cincinnati also marked his first-career sack ... made a solo stop at Memphis ... part of a defensive unit that held UCF scoreless in the fourth quarter and allowed Navy to rally from 13 points down to earn its first win of the season ... made a huge play on UCF's final drive of the game ... on third-and-10, he dropped Amari Johnson for a loss of 5 yards in what was just his first-career tackle for loss ... UCF QB Mikey Keene would throw an interception on the ensuing play ... recorded a pair of tackles against Air Force ... made his first-career start in what also was his first-collegiate game in the Mids' opener against Marshall ... turned in 3 tackles, including 2 solo stops, and also had a QB hurry.

• **2020:** Did not see any varsity action.

• **High School / Personal:** A 2019 graduate of Westminster High School in Westminster, Md., Busic attended the Naval Academy Prep School during the 2019-20 academic year ... two-sport standout who earned letters in basketball (2) and football (3) ... three-time (2016, '17, '18) all-county football selection, who served as team captain his senior year ... led the football team to the 2017 Carroll County Athletic League Championship and an appearance in the Class 3A West final ... also served as captain of the basketball team his senior year ... received 17 FBS and FCS offers, including Army, Navy, Connecticut, UMass and Western Michigan ... high school teammate of fellow Navy football senior and kicker Evan Warren ... son of Kenneth and Patricia Busic ... majoring in quantitative economics.

BUSIC'S CAREER STATISTICS

Defense	Tkls	TFL-Yds	Sack-Yds	Int	PBU	FR	FF
2020	-- DID NOT SEE ANY ACTION --						
2021	20	5.5-23	2.0-15	0	1	0	0
2022	38	8.5-38	6.0-34	0	0	1	2
TOTALS	58	14.0-61	8.0-49	0	1	1	2

	SEASON HIGHS	CAREER HIGHS
Tackles	6 (2x; last at Air Force, 10-1-22)	6 (2x; last at Air Force, 10-1-22)
TFL	2 vs. Delaware (9-3-22)	2 vs. Delaware (9-3-22)
Sacks	2 vs. Delaware (9-3-22)	2 vs. Delaware (9-3-22)
PBU	---	1 at Notre Dame (11-6-21)
FF	1 (2x; last vs. Houston, 10-22-22)	1 (2x; last vs. Houston, 10-22-22)
FR	1 at Air Force (10-1-22)	1 at Air Force (10-1-22)

GAME-BY-GAME

Game (Date)	U-A-TT	TFL-Yds	Sacks	Int	PBU	FF	FR	Blk
Marshall (9-4-21)	2-1-3	0-0	0-0	0	0	0	0	0
Air Force (9-11-21)	1-1-2	0-0	0-0	0	0	0	0	0
at Houston (9-25-21)	0-0-0	0-0	0-0	0	0	0	0	0
UCF (10-2-21)	1-1-2	1-5	0-0	0	0	0	0	0
SMU (10-9-21)	0-0-0	0-0	0-0	0	0	0	0	0
at Memphis (10-14-21)	1-0-1	0-0	0-0	0	0	0	0	0
Cincinnati (10-23-21)	1-0-1	1-7	1-7	0	0	0	0	0
at Tulsa (10-29-21)	2-1-3	1.5-9	1-8	0	0	0	0	0
at Notre Dame (11-6-21)	2-0-2	1-1	0-0	0	1	0	0	0
East Carolina (11-20-21)	0-1-1	0-0	0-0	0	0	0	0	0
at Temple (11-27-21)	1-0-1	1-1	0-0	0	0	0	0	0
vs. Army (12-11-21)	1-3-4	0-0	0-0	0	0	0	0	0
Delaware (9-3-22)	2-0-2	2-9	2-9	0	0	0	0	0
Memphis (9-10-22)	2-4-6	0.5-3	0.5-3	0	0	0	0	0
at East Carolina (9-24-22)	1-3-4	0.5-0	0.5-0	0	0	0	0	0
at Air Force (10-1-22)	5-1-6	1-2	1-2	0	0	1	1	0
Tulsa (10-8-22)	0-0-0	0-0	0-0	0	0	0	0	0
at SMU (10-14-22)	1-1-2	0-0	0-0	0	0	0	0	0
Houston (10-22-22)	1-2-3	1.5-11	1-10	0	0	1	0	0
Temple (10-29-22)	1-3-4	1-10	1-10	0	0	0	0	0
at Cincinnati (11-5-22)	0-1-1	0-0	0-0	0	0	0	0	0
vs. Notre Dame (11-12-22)	2-3-5	1-1	0-0	0	0	0	0	0
at UCF (11-19-22)	0-0-0	0-0	0-0	0	0	0	0	0
vs. Army (12-10-22)	1-4-5	1-2	0-0	0	0	0	0	0

JAXSON CAMPBELL

#14 | FREE SAFETY | SO. | 5-10 | 197
THOMPSON'S STATION, TENN. | INDEPENDENCE HS

• **At Navy:** Came to Navy as a wide receiver before moving to free safety in the spring ... impressed the coaching staff during spring ball with his athleticism and positional flexibility ... could potentially move to striker this fall.

• **2022:** Saw action in 5 games, mostly on special teams ... made his collegiate debut in Navy's win over Temple.

• **High School / Personal:** A 2021 graduate of Independence High School in Thompson's Station, Tenn., Campbell attended the Naval Academy Prep School during the 2021-22 academic year ... three-sport athlete who earned letters in basketball (3), football (4) and soccer (4) ... converted from safety/wide receiver to quarterback going into his senior year ... he threw for 2,012 yards, 20 touchdowns and just two interceptions ... additionally, he ran for 776 yards and 14 TDs ... was the team's leading receiver as a junior (73 rec, 942 yds) before making the switch to QB ... two-time All-State (Tenn.) selection who was named the Williamson County Offensive Player of the Year ... he was also a 2020 Tennessee Titans Mr. Football semifinalist in Class 6A ... father, Mike, played football at James Madison (1987-90) ... son of Mike and Courtney Campbell ... majoring in English.




2023 NAVY FOOTBALL

PLAYER PROFILES

BRANDON CHATMAN

#24 | SLOT BACK | SO. | 5-9 | 167
FORT LAUDERDALE, FLA. | CALVARY CHRISTIAN ACADEMY

- **At Navy:** Enters the fall second on the depth chart at slot back ... one of the fastest players on the team.
- **2022:** Did not see any varsity action ... was named the winner of the Loree "Rip" Collins and "Arch" Roos Class of 1949 Junior Varsity Player of the Year Award as selected by a vote of his teammates.
- **High School / Personal:** A 2021 graduate of Calvary Christian Academy in Fort Lauderdale, Fla., Chatman attended the Naval Academy Prep School during the 2021-22 academic year ... two-sport athlete who competed in track & field and lettered five years in football ... served as football team captain his senior year ... led Calvary Christian to the state championship his senior year ... son of Timothy Chatman and Tianni Brown ... majoring in cyber operations.



WILLIE COLLINS V

#5 | CORNERBACK | SR. | 5-11 | 201
MANSFIELD, TEXAS | LAKE RIDGE HS

- **At Navy:** Will compete for playing time in the secondary, as well as on special teams ... starter in 3 games during his career (3 Jr) ... has earned 2 varsity letters.
- **2022:** A member of special teams, he appeared in 10 games, while also earning 3 starts at corner ... finished the year with 11 tackles, including 10 solo stops ... posted 3 tackles against Houston ... chipped in a solo tackle against SMU ... made his first-collegiate start at cornerback in the Tulsa game where he led Navy with a career-high 7 tackles, including 6 solo stops ... member of a Navy defensive unit that held Tulsa to just 25 yards rushing, the fourth fewest in the Niumatalolo era and the second time in 2022 Navy held an opponent to 25 or fewer yards rushing (13 by Delaware) ... the Mids recorded their first safety (intentional grounding in the end zone by Tulsa QB Davis Brin // 2Qtr) since the Tulane game on Sept. 19, 2020 ... Navy forced 4 Tulsa turnovers (3 interceptions / 1 fumble) ... part of a defense that held Air Force, the nation's top-ranked rushing team (412.2 yds/gm), to just 200 yards on the ground.
- **2021:** Saw action in 11 of the 12 games primarily as a member of the Mids' special teams ... closed out the season with 8 tackles ... chipped in a pair of tackles at Notre Dame ... pitched in a solo stop at Tulsa ... turned in a career-high 3 tackles against SMU where he saw significant playing time on defense ... chipped in a tackle against Air Force in his first service academy appearance ... turned in a solo stop in the opener against Marshall in what was his first-collegiate game.
- **2020:** Did not see any varsity action.
- **High School / Personal:** A 2020 graduate of Lake Ridge High School in Mansfield, Texas, Collins V was a three-sport athlete who earned letters in basketball, football and track & field ... two-time First-Team All-District selection in football ... garnered Academic All-State accolades as a senior ... served a football team captain his senior year ... earned a scholar-athlete award sponsored by the local chapter of the National Football Foundation and College Hall of Fame ... received 17 FBS and FCS offers, including Army and Navy ... father served 23 years in the Navy and his mother served in the Army reserves ... son of Willie IV and Denise Collins ... majoring in political science.



COLLINS' CAREER STATISTICS

Defense	Tkls	TFL-Yds	Sack-Yds	Int	PBU	FR	FF
2020	-- DID NOT SEE ANY ACTION --						
2021	8	0-0	0-0	0	0	0	0
2022	11	0-0	0-0	0	0	0	0
TOTALS	19	0-0	0-0	0	0	0	0

	SEASON HIGHS	CAREER HIGHS
Tackles	7 vs. Tulsa (10-8-22)	7 vs. Tulsa (10-8-22)


GAME-BY-GAME

Game (Date)	U-A-TT	TFL-Yds	Sacks	Int	PBU	FF	FR	Blk
Marshall (9-4-21)	1-0-1	0-0	0-0	0	0	0	0	0
Air Force (9-11-21)	0-1-1	0-0	0-0	0	0	0	0	0
at Houston (9-25-21)	0-0-0	0-0	0-0	0	0	0	0	0
UCF (10-2-21)	0-0-0	0-0	0-0	0	0	0	0	0
SMU (10-9-21)	1-2-3	0-0	0-0	0	0	0	0	0
at Memphis (10-14-21)	0-0-0	0-0	0-0	0	0	0	0	0
Cincinnati (10-23-21)	0-0-0	0-0	0-0	0	0	0	0	0
at Tulsa (10-29-21)	1-0-1	0-0	0-0	0	0	0	0	0
at Notre Dame (11-6-21)	1-1-2	0-0	0-0	0	0	0	0	0
at Temple (11-27-21)	0-0-0	0-0	0-0	0	0	0	0	0
vs. Army (12-11-21)	0-0-0	0-0	0-0	0	0	0	0	0
Delaware (9-3-22)	0-0-0	0-0	0-0	0	0	0	0	0
Memphis (9-10-22)	0-0-0	0-0	0-0	0	0	0	0	0
at East Carolina (9-24-22)	0-0-0	0-0	0-0	0	0	0	0	0
at Air Force (10-1-22)	0-0-0	0-0	0-0	0	0	0	0	0
Tulsa (10-8-22)	6-1-7	0-0	0-0	0	0	0	0	0
at SMU (10-14-22)	1-0-1	0-0	0-0	0	0	0	0	0
Houston (10-22-22)	3-0-3	0-0	0-0	0	0	0	0	0
Temple (10-29-22)	0-0-0	0-0	0-0	0	0	0	0	0
at UCF (11-19-22)	0-0-0	0-0	0-0	0	0	0	0	0
vs. Army (12-10-22)	0-0-0	0-0	0-0	0	0	0	0	0

GREYSON CRAWFORD

#72 | OFFENSIVE TACKLE | SO. | 6-3 | 272
ORLANDO, FLA. | BOONE HS

- **At Navy:** Enters the fall second on the depth chart at right tackle.
- **2022:** Did not see any varsity action.
- **High School / Personal:** A 2021 graduate of Boone High School in Orlando, Fla., Crawford attended the Naval Academy Prep School during the 2021-22 academic year ... two-sport athlete who earned letters in football (3) and lacrosse (4) ... recipient of the 2021 William R. Boone Award as Boone High School's Athlete of the Year ... two-time All-Metro and All-District football standout who was named to the Central Florida All-Star Team his senior year ... garnered All-Metro recognition in lacrosse as a sophomore and junior ... member of the Boone HS lacrosse teams that won the metro title his junior and senior years and the district championship his senior year ... member of the National Honor Society ... son of Dan Crawford and Wendy Toone ... majoring in operations research ... has a 3.26 grade point average.



KHALIL CRAWFORD

#44 | FULLBACK | SR. | 6-1 | 220
PRATTVILLE, ALA. | LAKELAND HS

- **At Navy:** Enters the fall looking to contribute on special teams.
- **2022:** Did not see any varsity action.
- **2021:** Did not see any varsity action.
- **2020:** Did not see any varsity action.
- **High School / Personal:** A 2019 graduate of Lakeland High School in Lakeland, Fla., Crawford attended the Naval Academy Prep School during the 2019-20 academic year ... a two-sport athlete who earned letters in baseball (2) and football (3) ... earned First-Team All-County football honors as a senior ... served as captain of the football team his senior year ... led the football team to back-to-back district titles in 2017 and '18, as well as the 2018 Florida High School Athletic Association Class 7A State Championship with a 16-0



PLAYER PROFILES

record ... attended Prattville High School in Prattville, Ala. his first two years of high school where he garnered First-Team All-Metro recognition as a sophomore ... named the NAPS team MVP and was a team captain ... member of the National Honor Society ... received six offers, including Navy, Southern Miss and George State ... great grandfather was in the Navy and fought in World War II, while three of his grandparents served in the Air Force – including his maternal grandfather who retired as a Chief Master Sergeant – the highest rank for any enlisted Air Force member ... son of Isaac Crawford and Adriana Shirley ... majoring in general science.

CLAY CROMWELL

#97 | DEFENSIVE TACKLE | SR. | 6-3 | 292
OXFORD, MISS. | OXFORD HS

• 2022 PHIL STEELE'S PRESEASON ALL-AAC TEAM / FOURTH TEAM

• **At Navy:** Enters the fall as the starter at defensive tackle after starting all 12 games there last year ... moved to defensive tackle for the 2022 season in the coaching staff's effort to get the best defensive linemen on the field after backing up Donald Berniard Jr. at nose guard his first two years ... has earned 2 varsity letters.

• **2022:** Played and started all 12 contests and finished the season with 29 tackles, 6 tackles for loss and 1.5 sacks ... Navy's defense held Army, the second-leading rushing team in the country (304.4 yds/gm), to just 125 yards on the ground and 153 yards of total offense (avg 385.5 yds/gm) for the entire game ... Navy held the Black Knights without an offensive touchdown until overtime ... turned in a career-high 6 tackles against Army, including a half a tackle for loss ... Navy's defense held UCF to 84 yards rushing after the Knights came in ranked #5 nationally with their 249.5 rushing yards per game average ... additionally, the Mids tallied a season-high tying 5 sacks for the third time in 2022 and the second-consecutive game ... part of a defensive unit that did not surrender a point in the second half against Notre Dame, marking the first time it has held a team scoreless in the second half since the 2021 Army game ... Notre Dame mustered just 66 yards rushing, the fewest by the Irish in the series since they rushed for 60 yards on Nov. 7, 2009 ... Navy held the Irish to just 12 yards in the second half (-23 R, 35 P) ... the Mids recorded a season-high tying 5 sacks (1.5 Colin Ramos, 1.5 John Marshall, 1 Rayuan Lane III, 0.5 Nicholas Straw, 0.5 Clay Cromwell) ... finished the game against the Irish with 4 tackles, a tackle for loss and half a sack ... chipped in a pair of tackles at Cincinnati ... Navy's defense held Temple to just 20 yards rushing ... despite Temple allowing just 4 sacks all year, Navy sacked the Owls 4 times ... Navy's defense also forced Temple to punt 7 times, tying (Delaware) for the most by an opponent in 2022 ... chipped in a tackle and QB hurry in the win over the Owls ... turned in a pair of tackles, including half a tackle for loss against Houston ... chipped in a solo tackle against SMU ... member of a Navy defensive unit that held Tulsa to just 25 yards rushing... the Mids recorded their first safety (intentional grounding in the end zone by Tulsa QB Davis Brin // 2Qtr) since the Tulane game on Sept. 19, 2020 ... Navy forced 4 Tulsa turnovers (3 interceptions / 1 fumble) ... turned in a pair of tackles, including 1.5 tackles for loss and a half a sack against the Golden Hurricane ... part of a defense that held Air Force, the nation's top-ranked rushing team (412.2 yds/gm), to just 200 yards on the ground ... statistically had one of his best games, posting 4 tackles, tying his high with 1.5 tackles for loss and a half sack ... chipped in 3 tackles, including a tackle for loss against Memphis in the AAC opener ... earned his first-collegiate start in the Mids' opener against Delaware where he posted 3 tackles ... part of a defense that produced 12 tackles for loss and 5 sacks in the opener against Delaware ... the 12 TFLs were the most by the Mids since recording 12 against Rice on Oct. 22, 2005, while the 5 sacks were the most since their 5 against USF on Oct. 19, 2019.

• **2021:** Saw action in all 12 games and closed out the season with 15 tackles including 7 tackles for loss (second most on team) and 2.5 sacks ... also credited with 3 QB hurries and forced 2 fumbles ... part of a defensive unit that held Army scoreless in the second half, marking the first time Navy has shut out an opponent in the second half since its remarkable victory over Tulane in which the Mids outscored the Green Wave 27-0 to win 27-24 on Sept. 19, 2020 ... Navy also held Army, the No. 2-ranked rushing offense in the country averaging 301.2 yards per game, to just 124 yards rushing ... it was the Black Knights' second-lowest rushing output during the season (108 vs. Air Force) ... turned in a pair of tackles, including a career-high 1.5 tackles for loss in the win over Army ... Navy's defense held Temple to

just 182 yards of total offense, the fewest by an opponent on the year ... the 14 points by Temple are the fewest by the Owls in the series since losing to Navy 42-6 in Annapolis on Nov. 18, 2006 ... turned in a pair of tackles against East Carolina, including a tackle for loss ... his lone tackle against Notre Dame was good for a loss ... turned in a pair of tackles at Tulsa, including a tackle for loss and sack ... forced a Golden Hurricane fumble that was recovered by Tulsa ... part of a defense that held #2 Cincinnati to just 271 yards (95R, 176P), the fewest yards by the Bearcats since Nov. 17, 2019 vs. Temple (stretched 19 games) ... the 271 yards of total offense by Cincinnati were the second fewest by a Navy opponent this season (225 by Air Force), while the 95-yard ground gain was the second-fewest rushing yards by an opponent this season (80 by SMU) and the 176 yards passing also marked the second fewest by an opponent in 2021 (49 by Air Force) ... also held Cincinnati to 27 points, the second fewest by the Bearcats during the regular season (beat Notre Dame 24-13) ... the Bearcats came into the game averaging 43.5 points (No. 6 nationally) ... credited with a QB hurry against Cincinnati ... recorded a pair of solo stops at Memphis ... his only tackle against SMU came by way of a sack of QB Tanner Mordecai in which he forced the fumble that was picked up and returned by Diego Fagot for the 20-yd touchdown in the second quarter ... it was the first forced fumble of his career ... part of a defensive unit that held UCF scoreless in the fourth quarter and allowed Navy to rally from 13 points down to earn its first win of the season ... recorded 3 tackles, including a tackle for loss at Houston ... in his first service academy game, he produced his first-career tackles (2), tackle for loss (0.5-2) and sack (0.5-2) vs. Air Force ... made his first-collegiate appearance in the opener against Marshall.

• **2020:** Did not see any varsity action.

• **High School / Personal:** A 2020 graduate of Oxford High School in Oxford, Miss., Cromwell was a two-sport athlete who earned letters in football (4) and track & field (2) ... earned 2019 First-Team All-Region honors as a tight end ... led the football team to the 2019 Mississippi Class 6A State Championship ... won the 2017 Region 1 Class 6A 300-meter hurdles and the 2018 Region 1 Class 6A 110-meter hurdles ... served as captain of the track & field team his junior and senior years ... member of the National Honor Society ... did not miss a day of class in high school ... high school teammate of fellow Navy football senior John Meagher ... father, Doug, served 34 years in the Marine Corps before retiring at the rank of Colonel in 2013 ... father attended Wittenberg where he was a member of the football team (1980-81) ... uncle, David Henley, is a graduate of Southern Illinois where he played baseball (1985-89) ... son of Doug and Mylene Cromwell ... majoring in English.

CROMWELL'S CAREER STATISTICS

Defense	Tkls	TFL-Yds	Sack-Yds	Int	PBU	FR	FF
2020	-- DID NOT SEE ANY ACTION --						
2021	15	7.0-28	2.5-19	0	0	0	2
2022	29	6.0-10	1.5-3	0	0	0	0
TOTALS	44	13.0-38	4.0-22	0	0	0	2

SEASON HIGHS

Tackles 6 vs. Army (12-10-22)

TFL 1.5 (2x; last vs. Tulsa, 10-8-22)

Sacks 0.5 (3x; last vs. Notre Dame, 11-12-22)

FF ---

CAREER HIGHS

Tackles 6 vs. Army (12-10-22)

TFL 1.5 (3x; last vs. Tulsa, 10-8-22)

Sacks 1 (3x; last at Tulsa, 10-29-21)

FF 1 (2x; last at Tulsa, 10-29-21)

GAME-BY-GAME

Game (Date)	U-A-TT	TFL-Yds	Sacks	Int	PBU	FF	FR	Blk
Marshall (9-4-21)	0-0-0	0-0	0-0	0	0	0	0	0
Air Force (9-11-21)	1-1-2	0.5-2	0.5-2	0	0	0	0	0
at Houston (9-25-21)	2-1-3	1-1	0-0	0	0	0	0	0
UCF (10-2-21)	0-0-0	0-0	0-0	0	0	0	0	0
SMU (10-9-21)	1-0-1	1-10	1-10	0	0	1	0	0
at Memphis (10-14-21)	2-0-2	0-0	0-0	0	0	0	0	0
Cincinnati (10-23-21)	0-0-0	0-0	0-0	0	0	0	0	0
at Tulsa (10-29-21)	1-1-2	1-7	1-7	0	0	1	0	0
at Notre Dame (11-6-21)	1-0-1	1-1	0-0	0	0	0	0	0
East Carolina (11-20-21)	2-0-2	1-3	0-0	0	0	0	0	0
at Temple (11-27-21)	0-0-0	0-0	0-0	0	0	0	0	0
vs. Army (12-11-21)	1-1-2	1.5-4	0-0	0	0	0	0	0



2023 NAVY FOOTBALL

PLAYER PROFILES

Delaware (9-3-22)	0-3-3	0-0	0-0	0	0	0	0	0
Memphis (9-10-22)	1-2-3	1-1	0-0	0	0	0	0	0
at East Carolina (9-24-22)	2-2-4	1.5-3	0.5-1	0	0	0	0	0
at Air Force (10-1-22)	0-1-1	0-0	0-0	0	0	0	0	0
Tulsa (10-8-22)	1-1-2	1.5-3	0.5-0	0	0	0	0	0
at SMU (10-14-22)	1-0-1	0-0	0-0	0	0	0	0	0
Houston (10-22-22)	0-2-2	0.5-0	0-0	0	0	0	0	0
Temple (10-29-22)	0-1-1	0-0	0-0	0	0	0	0	0
at Cincinnati (11-5-22)	0-2-2	0-0	0-0	0	0	0	0	0
vs. Notre Dame (11-12-22)	0-4-4	1-2	0.5-2	0	0	0	0	0
at UCF (11-19-22)	0-2-2	0-0	0-0	0	0	0	0	0
vs. Army (12-10-22)	0-6-6	0.5-1	0-0	0	0	0	0	0

TREY CUMMINGS

#66 | OFFENSIVE TACKLE | JR. | 6-1 | 262
HOUSTON, TEXAS | WESTFIELD HS

- **At Navy:** Enters the fall second on the depth chart at tight tackle.
- **2022:** Appeared in 5 games at offensive tackle, including making his collegiate debut against Tulsa.
- **2021:** Did not see any varsity action.
- **High School / Personal:** A 2020 graduate of Westfield High School in Houston, Texas, Cummings attended the Naval Academy Prep School during the 2020-21 academic year ... three-year football letter winner who was a unanimous First-Team All-District 16-6A selection as a senior ... also a three-time (2017, '18, '19) Academic All-District honoree ... led Westfield HS to the area title in 2017, the region crown in 2018 and the Class 6A Division II State Semifinals in 2019 ... also received an offer from Army ... son of Leonard Jr. and the late Michelle Cummings, who was tragically struck by a stray bullet while at a hotel in Annapolis and died the night before Trey was inducted into the Naval Academy ... majoring in quantitative economics.



RJ DAVIS

#46 | DEFENSIVE TACKLE | JR. | 6-4 | 265
BOWIE, MD. | DUVAL HS


- **At Navy:** Enters the fall third on the depth chart at defensive tackle.
- **2022:** Did not see any varsity action.
- **2021:** Did not see any varsity action.
- **High School / Personal:** A 2021 graduate of DuVal High School in Lanham, Md., Davis was a football letter winner who played tight end and defensive end ... named to the Prince George's County Football Association Elite 22 Team his senior year ... also received offers to 15 other schools, including Air Force and Temple ... son of Ernie and Nancy Davis ... majoring in ocean engineering.



D.J. DONOVAN

#97 | TIGHT END | JR. | 6-2 | 240
DANBURY, CONN. | DANBURY HS


- **At Navy:** Enters the fall second on the depth chart at tight end.
- **2022:** Did not see any varsity action.
- **2021:** Did not see any varsity action.
- **High School / Personal:** A 2021 graduate of Danbury High School in Danbury, Conn., Donovan was a three-sport athlete who earned letters in football (4), lacrosse (4) and wrestling (4) ... earned 2020 All-Fairfield County Interscholastic Conference (FCIAC) and All-New Haven Register recognition in football ... an accomplished wrestler, led Danbury HS to three (2017, '19, '20) FCIAC, Class LL, State Open and New England Championships ... crowned the New England 220-pound champion as a senior ... in his junior year, he won individual FCIAC, Class LL and New England crowns and was the State Open runner-up ... served as captain of the football and wrestling teams his senior year ... member of the National Honor Society for which he served as vice president ... father, Dan, is a 1992 graduate of Iona College where he was a member of the football team ... son of Dan and Jennifer Donovan ... majoring in robotics and control engineering ... has a 3.18 grade point average.



ANDREW DUHART

#13 | CORNERBACK | SO. | 5-10 | 185
CHESTERFIELD, VA. | TRINITY EPISCOPAL SCHOOL

- **At Navy:** Enters the fall listed as a starter at corner.
- **2022:** Appeared in 8 games on special teams as a freshman ... made his first-career appearance against Delaware in the season opener ... had his first-career tackle in Navy's win over Tulsa.
- **High School / Personal:** A 2021 graduate of Trinity Episcopal School in Richmond, Va., Duhart attended the Naval Academy Prep School during the 2021-22 academic year ... three-sport athlete who earned letters in basketball (3), football (4) and track & field (2) ... served as the team captain of both the basketball and football teams his senior year ... led Trinity Episcopal to conference titles in basketball his sophomore and junior seasons and in football his junior year ... also received an offer from Army ... brother Jonathan, is a 2019 graduate of Old Dominion where he was an All-Conference USA receiver for the Monarchs ... brother, Aaron, is a 2022 graduate of Army where he was a member of the basketball team ... son of Harold Duhart and Verna Bradby ... majoring in quantitative economics.



DABA FOFANA

#45 | FULLBACK | JR. | 5-8 | 205
CUMMING, GA. | WEST FORSYTH HS

- **2022 PHIL STEELE'S ALL-AAC TEAM / FOURTH TEAM**
- **2022 ACADEMIC ALL-DISTRICT (COLLEGE SPORTS COMMUNICATORS)**

- **At Navy:** Enters the fall listed as the starter at fullback after starting 7 games their last fall ... has earned 1 varsity letter.
- **2022:** Named to Phil Steele's All-American Athletic Conference Fourth Team ... garnered Academic All-District recognition from College Sports Communicators (formerly CoSIDA) ... appeared in all 12 contests, earning 7 starts ... led Navy in rushing with 769 yards and a team-high 6 touchdowns on 186 carries (4.1 yds/carry, 64.1 yds/gm) ... carried the ball 11 times for 20 yards against Army ... led a Navy rushing attack that gained 248 yards on the day and accounted for all 248 yards of total offense in the win over



PLAYER PROFILES

UCF ... he led the charge with a team-best 114 yards on 20 carries, marking his third-career 100-yard rushing afternoon ... part of an offensive unit that rattled off 363 yards of total offense, the most against the Irish since its 368 yards on Nov. 5, 2016 ... Navy's 108 yards passing were the most against the Irish since its 118 on Nov. 1, 2014 ... Navy's 32 points were the most it has scored in the series since dropping a 49-39 contest to Notre Dame on Nov. 1, 2014 ... paced the Mids with 133 yards and a touchdown on 15 carries ... it marked his second-career 100-yard rushing game (Tulsa, 2022) ... rumbled off a career-long 50-yard run and scored Navy's first points of the game on a 36-yard touchdown run ... he is the first Navy fullback in the triple-option era to have four-consecutive 20-carry games (21 vs. Tulsa, 21 at SMU, 20 vs. Houston, 24 vs. Temple) ... made the start against Temple where he led Navy with 63 yards rushing on a career-high 24 carries ... scored his fifth TD of the year on a 15-yard run against the Owls ... led Navy Navy in rushing against Houston with 89 yards and a touchdown on 20 carries ... scored a TD on a 25-yard run... carried the ball 21 times for 61 yards at SMU, including a long run of 13 yards ... had a monster day against Tulsa, recording a career-best 159 yards on 21 carries ... he is the first Navy player to rush for 100 yards since Carlinos Acie rushed for 155 yards against East Carolina on Nov. 20, 2021 ... he is the first Navy fullback to rush for 100 yards since Nelson Smith rushed for 142 yards against Memphis on Nov. 20, 2020 ... it's the most yards by a Navy fullback since Jamale Carothers' 188 yards at Houston on Nov. 30, 2019 ... he is the first Navy player to score 3 or more touchdowns in a game since Carothers scored 5 rushing TDs at Houston in a 56-41 victory on Nov. 30, 2019 ... broke free for a career-long 47-yard touchdown run, the first of his career, to start the second quarter ... rushed for 10 yards on 7 carries at Air Force ... carried the ball 15 times for 44 yards at East Carolina ... earned his first-collegiate start in the Mids' AAC opener against Memphis where he carried the ball 9 times for 15 yards ... also made a solo tackle, the first tackle of his career ... made his collegiate debut in the Mids' opener against Delaware where he led the Mids in rushing with 47 yards on 15 carries ... his long rush in the contest was 13 yards.

• **2021:** Did not see any varsity action.

• **High School / Personal:** A 2021 graduate of West Forsyth High School in Cumming, Ga., Fofana was a three-sport athlete who earned letters in football (4), track & field (1) and wrestling (2) ... a two-time (2019, '20) All-Region football player, who also earned All-State (Ga.) and All-County honors as a senior ... recipient of the Vince Dooley Award ... placed third at the 2020 Georgia State Wrestling Championship at 182 pounds in Class 7A ... rushed for nearly 1,400 yards over his career, including 708 yards in an injury-shortened senior campaign ... led West Forsyth to three-consecutive region titles (2018, '19, '20) in football ... also received an offer from Army ... has played the cello since he was in the fifth grade when he had to choose between orchestra, band or choir ... was a member of the Naval Academy's orchestra his first semester at the Academy ... son of Souleymane and Sasha Fofana ... Daba, which means hard worker, is named after his grandfather (father's father) ... his father is from the Ivory Coast located on the southern coast of West Africa ... has aspirations of becoming a doctor ... excels in the classroom where he owns a 3.61 grade-point average as a physics major.

FOFANA'S CAREER STATS

Rushing	Att	Yds	Avg	TD	Long	100-Yd	200-Yd
2021	-- DID NOT SEE ANY ACTION --						
2022	186	769	4.1	6	50	3	0
TOTALS	186	769	4.1	6	50	3	0

Receiving	Rec	Yds	Avg	TD	Long	100-Yd
2021	-- DID NOT SEE ANY ACTION --					
2022	0	0	0	0	0	0
TOTALS	0	0	0	0	0	0

SEASON HIGHS

Carries	24 vs. Temple (10-29-22)	24 vs. Temple (10-29-22)
Rush Yds	159 vs. Tulsa (10-8-22)	159 vs. Tulsa (10-8-22)
Rush TDs	3 vs. Tulsa (10-8-22)	3 vs. Tulsa (10-8-22)
Long Rush	50 vs. Notre Dame (11-12-22)	50 vs. Notre Dame (11-12-22)

CAREER HIGHS

Carries	24 vs. Temple (10-29-22)	24 vs. Temple (10-29-22)
Rush Yds	159 vs. Tulsa (10-8-22)	159 vs. Tulsa (10-8-22)
Rush TDs	3 vs. Tulsa (10-8-22)	3 vs. Tulsa (10-8-22)
Long Rush	50 vs. Notre Dame (11-12-22)	50 vs. Notre Dame (11-12-22)

GAME-BY-GAME

Game (Date)	Rushing				Receiving			
	Att	Yds	TD	Avg	Att	Yds	TD	Avg
Delaware (9-3-22)	15	47	0	3.1	0	0	0	0.0
Memphis (9-10-22)	9	15	0	1.7	0	0	0	0.0
at East Carolina (9-24-22)	15	44	0	2.9	0	0	0	0.0
at Air Force (10-1-22)	7	10	0	1.4	0	0	0	0.0
Tulsa (10-8-22)	21	159	3	7.6	0	0	0	0.0

at SMU (10-14-22)	21	61	0	2.9	0	0	0	0.0
Houston (10-22-22)	20	89	1	4.4	0	0	0	0.0
Temple (10-29-22)	24	63	1	2.6	0	0	0	0.0
at Cincinnati (11-5-22)	8	14	0	1.8	0	0	0	0.0
vs. Notre Dame (11-12-22)	15	133	1	8.9	0	0	0	0.0
at UCF (11-19-22)	20	114	0	5.7	0	0	0	0.0
vs. Army (12-20-22)	11	20	0	1.8	0	0	0	0.0

CREEDYN FOULGER

#93 | TIGHT END | JR. | 6-3 | 255
WELLSVILLE, UTAH | MOUNTAIN CREST HS

- **At Navy:** Enters the fall third on the depth chart at tight end ... on his third position at Navy, as he originally came to Annapolis as a defensive end and then moved to defensive tackle.
- **2022:** Played in 2 games, including making his collegiate debut against Delaware.
- **2021:** Did not see any varsity action.

• **High School / Personal:** A 2018 graduate of Mountain Crest High School in Hyrum, Utah, Foulger served Missions for The Church of Jesus Christ of Latter-day Saints in Madellin, Colombia (March 2019-March 2020) and Baltimore (June 2020-December 2020) ... was originally offered a football scholarship to Utah State by former Navy assistant and then head coach Matt Wells, but Wells left Logan for Texas Tech and the new staff rescinded the offer to Foulger ... three-sport athlete who earned letters in baseball (2), basketball (1) and football (4) ... garnered All-Region and All-Valley honors in football as a junior ... four-year football team captain, he also served as captain of the baseball and basketball teams as a senior ... member of the National Honor Society ... mother, Cimperlee, was a member of the Utah State University Eastern volleyball team (1992-92) ... son of Gregory and Cimperlee Foulger ... majoring in operations research.



FABIAN FRANCE

#25 | SLOT BACK | SO. | 5-9 | 176
WOODLAND PARK, N.J. | BERGEN CATHOLIC HS

- **At Navy:** Enters the fall listed as a starter at slot back.
- **2022:** Did not see any varsity action.

• **High School / Personal:** A 2022 graduate of Bergen Catholic High School in Oradell, N.J., France was a three-sport athlete who earned letters in football, along with both indoor and outdoor track & field ... led Bergen Catholic HS to the 2021 New Jersey State Football Championship ... earned Second-Team All-Conference and Second-Team All-Bergen County football recognition as a senior ... he was named First-Team All-Bergen County as a kick returner his junior year ... garnered All-State, All-Conference and All-Bergen County honors in track as a senior ... Non-Public A 55-meter state champion during the indoor season of his senior year ... school record holder in the 55 and 60 meters ... Nike and New Balance 60-meter All-American as a senior ... member of the National Honor Society ... son of Joseph and Liz France ... majoring in data science ... has earned a 3.21 grade-point average.



PLAYER PROFILES


EAVAN GIBBONS

#11 | BANDIT | SR. | 5-10 | 199
SAN DIEGO, CALIF. | ST. AUGUSTINE HS

- 2022 SECOND-TEAM ACADEMIC ALL-AMERICAN (COLLEGE SPORTS COMMUNICATORS)
- 2022 ACADEMIC ALL-DISTRICT (COLLEGE SPORTS COMMUNICATORS)

• **At Navy:** Enters the fall listed as the starter at bandit ... has started 19 games during his career (7 So // 12 Jr) ... has earned 2 varsity letters.

• **2022:** Garnered Second-Team Academic All-America honors after earning Academic All-District recognition from College Sports Communicators (formerly CoSIDA) ... he is the 19th different Navy football player to receive the award ... played and started all 12 contests ... closed out the season with 54 tackles, including 5 tackles for loss, a sack, a pass breakup, a fumble recovery and a pair of forced fumbles ... Navy's defense held Army, the second-leading rushing team in the country (304.4 yds/gm), to just 125 yards on the ground and 153 yards of total offense (avg 385.5 yds/gm) for the entire game ... Navy held the Black Knights without an offensive touchdown until overtime ... turned in 5 tackles against Army, including 4 solo stops ... Navy's defense held UCF to 84 yards rushing after the Knights came in ranked #5 nationally with their 249.5 rushing yards per game average ... additionally, the Mids tallied a season-high tying 5 sacks for the third time in 2022 and the second-consecutive game ... part of a defensive unit that did not surrender a point in the second half against Notre Dame, marking the first time it has held a team scoreless in the second half since the 2021 Army game ... Notre Dame mustered just 66 yards rushing, the fewest by the Irish in the series since they rushed for 60 yards on Nov. 7, 2009 ... Navy held the Irish to just 12 yards in the second half (-23 R, 35 P) ... the Mids recorded a season-high tying 5 sacks against Notre Dame ... tallied 4 tackles against the Irish ... posted 4 tackles at Cincinnati ... Navy's defense held Temple to just 20 yards rushing, the fourth fewest in the Niumatalolo era and the third time in 2022 Navy has held an opponent to 25 or fewer yards rushing (13 by Delaware, 25 by Tulsa) ... despite Temple allowing just 4 sacks all year, Navy sacked the Owls 4 times ... Navy's defense also forced Temple to punt 7 times, tying (Delaware) for the most by an opponent in 2022 ... recorded 5 tackles, including half a tackle for loss against the Owls ... led the Mids in tackles against Houston with a career-high 12 stops, including half a tackle for loss ... also forced a fumble ... member of a Navy defensive unit that held Tulsa to just 25 yards rushing ... the Mids recorded their first safety (intentional grounding in the end zone by Tulsa QB Davis Brin // 2Qtr) since the Tulane game on Sept. 19, 2020 ... Navy forced 4 Tulsa turnovers (3 interceptions / 1 fumble) ... part of a defense that held Air Force, the nation's top-ranked rushing team (412.2 yds/gm), to just 200 yards on the ground ... turned in 5 tackles against the Falcons, including a tackle for loss ... along with Gianni Woodson-Brooks, led the Mids with 7 tackles at East Carolina ... recovered an ECU fumble, the first of his career ... his lone tackle in the AAC opener against Memphis went for a sack of 8 yards and forced QB Seth Henigan to fumble ... it was Gibbons' first-career sack, first-career forced fumble and just his second pass breakup ... anchored a defense that produced 12 tackles for loss and 5 sacks in the opener against Delaware ... the 12 TFLs were the most by Navy since recording 12 against Rice on Oct. 22, 2005, while the 5 sacks were the most since their 5 against USF on Oct. 19, 2019 ... he recorded 8 tackles and a career-high 2 tackles for loss in the loss to Delaware.



• **2021:** A starter in each of the last 7 contests, he saw action in 8 of the 12 games ... closed out the year with 35 tackles, including a tackle for loss, and broke up a pass ... part of a defensive unit that held Army scoreless in the second half, marking the first time Navy has shut out an opponent in the second half since its remarkable victory over Tulane in which the Mids outscored the Green Wave 27-0 to win 27-24 on Sept. 19, 2020 ... Navy also held Army, the No. 2-ranked rushing offense in the country averaging 301.2 yards per game, to just 124 yards rushing ... it was the Black Knights' second-lowest rushing output during the season (108 vs. Air Force) ... turned in 6 tackles in the win over Army and recorded his first-career pass breakup ... contributed 4 tackles at Temple ... Navy's defense held Temple to just 182 yards of total offense, the fewest by an opponent on the year ... the 14 points by Temple are the fewest by the Owls in the series since losing to Navy 42-6 in Annapolis on Nov. 18, 2006 ... produced a then career-high 10 tackles against East Carolina, including 7 solo stops (came into the game with 15 tackles on the year) ... turned in a then career-high 5 tackles, including 4 solo stops at Notre Dame ... pitched in a solo tackle in Navy's win at Tulsa ... part of a defense that held #2 Cincinnati to just 271 yards (95R, 176P), the fewest

yards by the Bearcats since Nov. 17, 2019 vs. Temple (stretched 19 games) ... the 271 yards of total offense by Cincinnati were the second fewest by a Navy opponent this season (225 by Air Force), while the 95-yard ground gain was the second-fewest rushing yards by an opponent this season (80 by SMU) and the 176 yards passing also marked the second fewest by an opponent in 2021 (49 by Air Force) ... also held Cincinnati to 27 points, the second fewest by the Bearcats during the regular season (beat Notre Dame 24-13) ... the Bearcats came into the game averaging 43.5 points (No. 6 nationally) ... recorded 3 tackles against Cincinnati, including his first-collegiate tackle for loss ... made his first-career start in the Mids' Thursday night contest at Memphis where he turned in a pair of tackles ... made his collegiate debut in the Houston game where he recorded 4 tackles.

- **2020:** Did not see any varsity action.
- **High School / Personal:** A 2020 graduate of St. Augustine High School in San Diego, Calif., Gibbons was a two-sport athlete who earned letters in football (3) and lacrosse (4) ... two-time (2018, '19) First-Team All-Western League football selection ... garnered Second-Team All-CIF recognition in football his senior year ... led the football team to the D-I CIF Championship in 2018 and the Western League title in 2019 ... named a 2019 High School Academic All-American in lacrosse ... recipient of St. Augustine's Athletic Gold Medal for both football and lacrosse ... father, Andrew, is a 1993 graduate of the Naval Academy and a Captain in the United States Navy ... son of Capt. Andrew and Kim Gibbons ... majoring in ocean engineering ... outstanding student, he carries a 3.55 grade-point average.

GIBBONS' CAREER STATISTICS

Defense	Tkls	TFL-Yds	Sack-Yds	Int	PBU	FR	FF
2020							
-- DID NOT SEE ANY ACTION --							
2021	35	1.0-1	0-0	0	1	0	0
2022	54	5.0-20	1.0-8	0	1	1-0	2
TOTALS	89	6.0-21	1.0-8	0	2	1-0	2

SEASON HIGHS

	SEASON HIGHS	CAREER HIGHS
Tackles	12 vs. Houston (10-22-22)	12 vs. Houston (10-22-22)
TFL	2 vs. Delaware (9-3-22)	2 vs. Delaware (9-3-22)
Sacks	1 vs. Memphis (9-10-22)	1 vs. Memphis (9-10-22)
PBU	1 vs. Memphis (9-10-22)	1 (2x: last vs. Memphis, 9-10-22)
FF	1 (2x: last vs. Houston, 10-22-22)	1 (2x: last vs. Houston, 10-22-22)
FR	1 at East Carolina (9-24-22)	1 at East Carolina (9-24-22)

GAME-BY-GAME

Game (Date)	U-A-TT	TFL-Yds	Sacks	Int	PBU	FF	FR	Bk
at Houston (9-25-21)	3-1-4	0-0	0-0	0	0	0	0	0
at Memphis (10-14-21)	1-1-2	0-0	0-0	0	0	0	0	0
Cincinnati (10-23-21)	2-1-3	1-1	0-0	0	0	0	0	0
at Tulsa (10-29-21)	1-0-1	0-0	0-0	0	0	0	0	0
at Notre Dame (11-6-21)	4-1-5	0-0	0-0	0	0	0	0	0
East Carolina (11-20-21)	7-3-10	0-0	0-0	0	0	0	0	0
at Temple (11-27-21)	3-1-4	0-0	0-0	0	0	0	0	0
vs. Army (12-11-21)	3-3-6	0-0	0-0	0	1	0	0	0
Delaware (9-3-22)	3-5-8	2-4	0-0	0	0	0	0	0
Memphis (9-10-22)	1-0-1	1-8	1-8	0	1	1	0	0
at East Carolina (9-24-22)	3-4-7	0-0	0-0	0	0	0	1-0	0
at Air Force (10-1-22)	5-0-5	1-1	0-0	0	0	0	0	0
Tulsa (10-8-22)	1-0-1	0-0	0-0	0	0	0	0	0
at SMU (10-14-22)	1-0-1	0-0	0-0	0	0	0	0	0
Houston (10-22-22)	8-4-12	0.5-1	0-0	0	0	1	0	0
Temple (10-29-22)	0-5-5	0.5-6	0-0	0	0	0	0	0
at Cincinnati (11-5-22)	2-2-4	0-0	0-0	0	0	0	0	0
vs. Notre Dame (11-12-22)	1-3-4	0-0	0-0	0	0	0	0	0
at UCF (11-19-22)	0-1-1	0-0	0-0	0	0	0	0	0
vs. Army (12-10-22)	4-1-5	0-0	0-0	0	0	0	0	0

TEDROS GLEATON

#10 | QUARTERBACK | SO. | 6-1 | 214
WALDORF, MD. | NORTH POINT HS

- **At Navy:** Enters the fall listed as the starting quarterback.
- **2022:** Did not see any varsity action.
- **High School / Personal:** A 2021 graduate of North Point High School in Waldorf, Md., Gleaton attended the Naval Academy Prep School during the 2021-22 academic year ... two-sport athlete who earned letters in basketball and football ... served as captain of the football team his junior year, while also garnered Second-Team All-Conference honors ... led North Point HS to the 2019 Maryland State 3A playoffs and a region title after completing 83 of his 149 passes for 1,482 yards and 23 touchdowns ... he also rushed for 384 yards on 80 carries with 9 TDs ... also named Second-Team All-Conference in basketball his junior season ... also received an offer from Kent State ... high school teammate of Navy junior wide receiver Kroy Myers ... son of Dwayne and Elvera Gleaton ... majoring in English.



SAM GLOVER

#75 | OFFENSIVE TACKLE | SR. | 6-3 | 270
PICKERINGTON, OHIO | PICKERINGTON HS


- **At Navy:** Enters the fall listed as the starter at right tackle ... has started 12 games during his career (1 So // 11 Jr) ... has earned 2 varsity letters.
- **2022:** Played and started on the offensive line in each of the last 11 contests ... part of an offensive line that allowed Navy to rush for 248 yards against UCF ... part of an offensive unit that rattled off 363 yards of total offense, the most against the Irish by Navy since its 368 yards on Nov. 5, 2016 ... Navy's 108 yards passing were the most against the Irish since its 118 on Nov. 1, 2014 ... Navy's 32 points were the most it has scored in the series since dropping a 49-39 contest to Notre Dame on Nov. 1, 2014 ... helped Navy amass 510 yards of total offense (372R / 138P) against SMU, the Mids' first 500-yard game since Nov. 30, 2019 against Houston (447R / 107P / 554) ... it also marked the second-consecutive game Navy has rushed for 300-plus yards, the first time accomplishing that feat since 2019 when Navy did it the final 4 games ... Navy also recorded 32 first downs against SMU, the first time the Mids have had 30 first downs since Sept. 23, 2017 against Cincinnati (31) ... Navy had 101 plays against the Mustangs, the most since its 106 plays at Toledo (10-29-2013) ... part of an offensive line that allowed Navy to rush for 455 yards in the win over Tulsa ... it was the first time the Mids rushed for 400 yards since Nov. 30, 2019, when Navy rushed for 447 yards at Houston ... the 455 yards rushing are the 25th most in program history and the most since the Mids rushed for 484 against Lehigh on Sept. 15, 2018 ... the 490 yards (455R / 35P) of total offense against Tulsa marked the most by Navy since recording 554 yards (447R / 107P) at Houston on Nov. 30, 2019 ... Navy's 53 points are the most since defeating Houston 56-41 on Nov. 30, 2019 and ironically matched the number of points Navy had scored in its first-four games combined (7 vs. Delaware, 13 vs. Memphis, 23 vs. East Carolina, 10 vs. Air Force).
- **2021:** A member of the Mids' PAT/FG unit, he saw action in 10 contests ... made his first-collegiate start at left tackle against SMU ... made his collegiate debut in the Mids' opener against Marshall.
- **2020:** Did not see any varsity action.
- **High School / Personal:** A 2019 graduate of Pickerington High School in Pickerington, Ohio, Glover attended the Naval Academy Prep School during the 2019-20 academic year ... two-sport athlete who lettered in football (3) and also played basketball ... garnered First-Team All-Ohio Capital Conference (OCC) and Second-Team All-District honors as a junior ... served as football team captain his senior year ... earned Academic All-OCC honors in football as a senior ... a top-ranked chess player in the state of Ohio as a child ... uncle, Kendall Glover, attended Air Force where he was a member of the lacrosse team ... son of Michael Glover and Annette Barlow ... majoring in general science.



KELLEN GRAVE DE PERALTA

#15 | PUNTER | JR. | 6-1 | 191
PEACHTREE CORNERS, GA. | NORCROSS HS


- **At Navy:** Enters the fall as the holder for PATs and field goals and the backup punter ... has a 40.5 yard punting average over his career on 11 punts with 2 going 50+, 3 inside the 20 and 3 fair caught.
- **2022:** Appeared in seven games as either a punter or a holder for Daniel Davies ... averaged 43.7 yards per punt on seven punts for the year ... averaged 52.7 yards per punt on three punts against Air Force ... had a 68-yard punt against the Falcons, which was the longest punt by a Navy player since Alex Barta had a 72-yard punt against Colgate in 2015 ... had a 48 yard punt against ECU.
- **2021:** Played in one game, punting four times against Air Force for an average of 34.8.
- **High School / Personal:** A 2020 graduate of Norcross High School in Peachtree Corners, Ga., Grave de Peralta attended the Naval Academy Prep School during the 2020-21 academic year ... three-year football letter winner, he garnered 2018 First-Team All-County honors ... served as team captain his senior year ... member of the Norcross HS team that won the 2016 region title with an 11-1 record ... also received an offer from Army ... father is a former Navy SEAL who served 20 years on either active duty or reserves (1989-2010) ... worked for the FBI for better than 20 years (1998-2019) ... uncle, Tony McNease, is a 1992 graduate of the Naval Academy ... son of Ricardo and Tiffany Grave de Peralta ... majoring in political science.



ANTON HALL JR.

#34 | SLOT BACK | JR. | 5-8 | 198
FLORIDA CITY, FLA. | GULLIVER PREPARATORY

- **At Navy:** Enters the fall listed second on the depth chart at slot back ... moved from fullback to slot back during spring practice ... a starter in 3 games during his career, all at fullback (3 So) ... has earned 1 varsity letter.
- **2022:** A starter in 3 of the 10 games in which he played ... finished the year as the team's third-leading rusher, carrying the ball 89 times for 390 yards and 3 touchdowns (4.4 yds/carry, 39.0 yds/gm) ... also caught 1 pass for a 62-yard touchdown ... rushed for a career-high 99 yards on 7 carries against Army that was highlighted by a career-long 77-yard touchdown run ... it was the longest rush by a Navy player in Army-Navy game history ... it was also the longest run from scrimmage since Carlino's 90-yard touchdown run against East Carolina on Nov. 20, 2021 ... carried the ball 10 times for 37 yards in the Mids' win over nationally-ranked UCF ... part of an offensive unit that rattled off 363 yards of total offense, the most against the Irish since its 368 yards on Nov. 5, 2016 ... Navy's 108 yards passing were the most against the Irish since its 118 on Nov. 1, 2014 ... Navy's 32 points were the most it has scored in the series since dropping a 49-39 contest to Notre Dame on Nov. 1, 2014 ... carried the ball 5 times for 32 yards against the Irish ... rushed for 58 yards on 16 carries at Cincinnati ... carried the ball 8 times for 28 yards against Temple which included a 16-yard touchdown run ... returned to the starting lineup at SMU after missing the Tulsa contest ... carried the ball once before leaving the Air Force game with an injury ... rushed for 57 yards on 22 carries (more than he had his entire career entering the game) at East Carolina ... scored on a 7-yard touchdown run for his first-career rushing TD ... carried the ball 8 times for 39 yards against Memphis in the AAC opener ... also caught his first-collegiate pass for a 62-yard touchdown ... it was his first-career touchdown (rushing or receiving) ... earned his first-collegiate start in the Mids' opener against Delaware where he carried the ball 9 times for 36 yards.
- **2021:** Saw action in 3 games, carrying the ball 4 times for 11 yards ... had a season-long 6-yard run against Tulsa ... made his collegiate debut against Cincinnati.
- **High School / Personal:** A 2021 graduate of Gulliver Preparatory School in Pinecrest, Fla., Hall Jr. was a three-sport athlete who earned letters in football, track & field and weightlifting ... four-time all-conference and three-time (2016, '17, '19) All-Dade football selection, including first-team honors as a sophomore and senior ... 2019 South Florida Conference Offensive Player of the Year ... rushed for over 1,700 yards as a prep, including



PLAYER PROFILES

1,057 yards on 125 carries his senior year ... also received upwards of 20 offers from other schools, including Bowling Green, Buffalo, Florida Atlantic, Kentucky, Marshall, Oregon, Southern Miss, Syracuse, UNLV, UTSA and Western Kentucky ... high school teammate and close friend of D'Sean Perry, who was tragically killed in a shooting at the University of Virginia in the fall of 2022 ... high school teammate of Navy slot back Amin Hassan ... father, Anton Sr., played football at FAMU ... sister, Zaria, was a member of the Howard (2018, '19) and FAMU ('21) softball teams ... sister, Zoi, was a catcher on the FAMU ('23) softball team ... son of Anton Sr. and Torsha Hall ... majoring in general science.

HALL JR.'S CAREER STATS

Rushing	Att	Yds	Avg	TD	Long	100-Yd	200-Yd
2021	4	11	2.8	0	6	0	0
2022	89	390	4.4	3	77	0	0
TOTALS	93	401	4.3	3	77	0	0

Receiving	Rec	Yds	Avg	TD	Long	100-Yd
2022	0	0	0	0	0	0
2022	1	62	62.0	1	62	0
TOTALS	1	62	62.0	1	62	0

SEASON HIGHS

Carries	22 at East Carolina (9-24-22)
Rush Yds	99 vs. Army (12-10-22)
Rush TDs	1 (3x: last vs. Army, 12-10-22)
Long Rush	77 vs. Army (12-10-22)
Rec	1 vs. Memphis (9-10-22)
Rec Yds	62 vs. Memphis (9-10-22)
Rec TDs	1 vs. Memphis (9-10-22)
Long Rec	62 (td) vs. Memphis (9-10-22)

CAREER HIGHS

Carries	22 at East Carolina (9-24-22)
Rush Yds	99 vs. Army (12-10-22)
Rush TDs	1 (3x: last vs. Army, 12-10-22)
Long Rush	77 vs. Army (12-10-22)
Rec	1 vs. Memphis (9-10-22)
Rec Yds	62 vs. Memphis (9-10-22)
Rec TDs	1 vs. Memphis (9-10-22)
Long Rec	62 (td) vs. Memphis (9-10-22)

GAME-BY-GAME

Game (Date)	Rushing				Receiving			
	Att	Yds	TD	Avg	Att	Yds	TD	Avg
Cincinnati (10-23-21)	1	3	0	3.0	0	0	0	0.0
at Tulsa (10-29-21)	1	6	0	6.0	0	0	0	0.0
at Notre Dame (11-6-21)	2	2	0	1.0	0	0	0	0.0
Delaware (9-3-22)	9	36	0	4.0	0	0	0	0.0
Memphis (9-10-22)	8	39	0	4.9	1	62	1	62.0
at East Carolina (9-24-22)	22	57	1	2.6	0	0	0	0.0
at Air Force (10-1-22)	1	(1)	0	(1.0)	0	0	0	0.0
at SMU (10-14-22)	3	5	0	1.7	0	0	0	0.0
Temple (10-29-22)	8	28	1	3.5	0	0	0	0.0
at Cincinnati (11-5-22)	16	58	0	3.6	0	0	0	0.0
vs. Notre Dame (11-12-22)	5	32	0	6.4	0	0	0	0.0
at UCF (11-19-22)	10	37	0	3.7	0	0	0	0.0
vs. Army (12-10-22)	7	99	1	14.1	0	0	0	0.0

KENNETH HALL

#6 | CORNERBACK | SO. | 5-10 | 175
MADISON, ALA. | SPARKMAN HS


- **At Navy:** Enters the fall third on the depth chart at corner.
- **2022:** Did not see any varsity action.
- **High School / Personal:** A 2022 graduate of Sparkman High School in Harvest, Ala., Hall was a two-sport athlete who earned a pair of letters in football and also wrestled ... named to the Alabama 7A All-Region 4 Team his junior year ... named an Alabama Academic All-American by scoutSMART as a junior and by High School Football America his senior year ... also received offers from 9 other schools, including 6 Ivy League institutions ... member of the National Honor Society ... son of Ray and Kendra Hall ... majoring in ocean engineering ... has a 3.08 grade point average.



WILL HARBOUR

#54 | LINEBACKER | SR. | 6-1 | 230 | CO-CAPTAIN
FRISCO, TEXAS | RICK REEDY HS

- **At Navy:** Elected co-captain along with Lirion Murtezi by their teammates ... being named a team captain at the Naval Academy is one of the greatest honors a student-athlete can receive ... enters the fall listed as a starter at linebacker ... has started 10 games during his career (3 So // 7 Jr) ... the winner of the 2021 Admiral Mack Award at the end of spring practice, which is presented to the player that improved the most during the spring ... has earned 2 varsity letters.
- **2022:** A starter in 7 of the 11 contests in which he played ... finished the year with 30 tackles, 3.5 tackles for loss and 1.5 sacks ... Navy's defense held Army, the second-leading rushing team in the country (304.4 yds/gm), to just 125 yards on the ground and 153 yards of total offense (avg 385.5 yds/gm) for the entire game ... Navy held the Black Knights without an offensive touchdown until overtime ... turned in 3 solo stops, including a tackle for loss, against Army ... Navy's defense held UCF to 84 yards rushing after the Knights came in ranked #5 nationally with their 249.5 rushing yards per game average ... additionally, the Mids tallied a season-high tying 5 sacks for the third time in 2022 and the second-consecutive game ... turned in a season-high tying 5 tackles in the win over UCF ... part of a defensive unit that did not surrender a point in the second half against Notre Dame, marking the first time it has held a team scoreless in the second half since the 2021 Army game ... Notre Dame mustered just 66 yards rushing, the fewest by the Irish in the series since they rushed for 60 yards on Nov. 7, 2009 ... Navy held the Irish to just 12 yards in the second half (-23 R, 35 P) ... the Mids recorded a season-high tying 5 sacks ... turned in 3 tackles, including a tackle for loss against the Irish ... posted a pair of tackles at Cincinnati ... Navy's defense held Temple to just 20 yards rushing, the fourth fewest in the Niumatalolo era and the third time in 2022 Navy has held an opponent to 25 or fewer yards rushing (13 by Delaware, 25 by Tulsa) ... despite Temple allowing just 4 sacks all year, Navy sacked the Owls 4 times (Tyler Fletcher, John Marshall, Dashaun Peele, Jacob Basic) ... Navy's defense also forced Temple to punt 7 times, tying (Delaware) for the most by an opponent in 2022 ... turned in 4 tackles against the Owls ... made the start against Houston where he made a solo stop ... member of a Navy defensive unit that held Tulsa to just 25 yards rushing ... the Mids recorded their first safety (intentional grounding in the end zone by Tulsa QB Davis Brin // 2Qtr) since the Tulane game on Sept. 19, 2020 ... Navy forced 4 Tulsa turnovers (3 interceptions / 1 fumble) ... recorded a pair of tackles, including 1.5 sacks against the Golden Hurricane, including the sack that forced QB Davis Brin to intentionally ground the football in the end zone resulting in a safety ... part of a defense that held Air Force, the nation's top-ranked rushing team (412.2 yds/gm), to just 200 yards on the ground ... made the start against Air Force where he turned in 4 tackles ... was in on a single tackle in the AAC opener against Memphis ... made the start at MIKE linebacker in the opener against Delaware where he made 5 stops ... part of a defense that produced 12 tackles for loss and 5 sacks in the opener against Delaware ... the 12 TFLs were the most by the Mids since recording 12 against Rice on Oct. 22, 2005, while the 5 sacks were the most since their 5 against USF on Oct. 19, 2019.
- **2021:** A starter at linebacker in 3 of the 6 contests in which he played ... recorded 21 tackles on the year, including 1.5 tackles for loss ... chipped in a pair of tackles at Memphis before suffering a season-ending injury against the Tigers ... part of a defensive unit that held UCF scoreless in the fourth quarter and allowed Navy to rally from 13 points down to earn its first win of the season ... turned in 4 tackles, including a half a tackle for loss in the win over the Knights ... produced a career-high 9 tackles against Air Force, including his first-career tackle for loss (7 yds) ... also broke up a pass, the first of his career ... making his first-collegiate appearance and start, he turned in 6 tackles in the opener against Marshall.
- **2020:** Did not see any varsity action.
- **High School / Personal:** A 2020 graduate of Rick Reedy High School in Frisco, Texas, Harbour was a three-sport athlete who earned letters in baseball (1), football (4) and track & field (3) ... garnered Class 5A Second-Team All-State (Texas) recognition as a junior ... named the 2018 Dallas-Fort Worth Utility Player of the Year ... three-time (2017, '18, '19) All-District selection who was twice (2018, '19) named the District 7-5A-II Defensive MVP ... selected as the 2017 Collin County Utility Player of the Year ... named the 2016 District 13-5A Defensive Newcomer of the Year ... served as football team captain his senior year ... led the football team to the 2018 District, Bi-District and Area titles ... also received offers from Air Force and Rice ... step-sister, Brooke Hartsock, is a 2018 graduate of Mercer where she was a member of the soccer team ... uncle, Paul Gunsallus, is a 1993



graduate of Louisiana Tech where he was a four-year baseball letter winner (89, '91, '92, '93) ... volunteer for the Miracle League of Frisco which is a sports organization for special needs children ... son of Darren and Lauren Hartsock ... majoring in English ... has a 3.06 grade point average.

HARBOUR'S CAREER STATISTICS

Defense	Tkls	TFL-Yds	Sack-Yds	Int	PBU	FR	FF
2020	-- DID NOT SEE ANY ACTION --						
2021	21	1.5-8	0-0	0	1	0	0
2022	30	3.5-8	1.5-2	0	0	0	0
TOTALS	51	5.0-16	1.5-2	0	1	0	0

	SEASON HIGHS	CAREER HIGHS
Tackles	5 (2x; last at UCF, 11-19-22)	9 vs. Air Force (9-11-21)
TFL	1.5 vs. Tulsa (10-8-22)	1.5 vs. Tulsa (10-8-22)
Sacks	1.5 vs. Tulsa (10-8-22)	1.5 vs. Tulsa (10-8-22)
PBU	---	1 vs. Air Force (9-11-21)


GAME-BY-GAME

Game (Date)	U-A-TT	TFL-Yds	Sacks	Int	PBU	FF	FR	Blk
Marshall (9-4-21)	3-3-6	0-0	0-0	0	0	0	0	0
Air Force (9-11-21)	3-6-9	1-7	0-0	0	1	0	0	0
at Houston (9-25-21)	3-3-6	0-0	0-0	0	0	0	0	0
UCF (10-2-21)	3-1-4	0.5-1	0-0	0	0	0	0	0
SMU (10-9-21)	0-0-0	0-0	0-0	0	0	0	0	0
at Memphis (10-14-21)	1-1-2	0-0	0-0	0	0	0	0	0
Delaware (9-3-22)	2-3-5	0-0	0-0	0	0	0	0	0
Memphis (9-10-22)	0-1-1	0-0	0-0	0	0	0	0	0
at Air Force (10-1-22)	2-2-4	0-0	0-0	0	0	0	0	0
Tulsa (10-8-22)	1-1-2	1.5-2	1.5-2	0	0	0	0	0
at SMU (10-14-22)	0-0-0	0-0	0-0	0	0	0	0	0
Houston (10-22-22)	1-0-1	0-0	0-0	0	0	0	0	0
Temple (10-29-22)	0-4-4	0-0	0-0	0	0	0	0	0
at Cincinnati (11-5-22)	0-2-2	0-0	0-0	0	0	0	0	0
vs. Notre Dame (11-12-22)	1-2-3	1-2	0-0	0	0	0	0	0
at UCF (11-19-22)	0-2-2	0-0	0-0	0	0	0	0	0
vs. Army (12-10-22)	3-0-3	1-4	0-0	0	0	0	0	0

AMIN HASSAN

#28 | SLOT BACK | JR. | 5-7 | 176
RICHMOND HEIGHTS, FLA. | GULLIVER PREPARATORY

- **At Navy:** Enters the fall listed first on the depth chart at slot back ... also the favorite to be Navy's punt returner and is second at kickoff returner ... starter in 6 games during his career (6 So) ... has earned 2 varsity letters.
- **2022:** A starter in 6 of the 12 contests, playing both slot back and returning punts ... closed out the year returning 15 punts for 132 yards (8.8 yds/return) ... the 8.8 yards per punt return ranked 18th nationally ... returned 4 Army punts for 39 yards, including a long return of 12 yards ... recorded his first-career rush, a gain of 3 yards, in the Mids' win over UCF ... part of an offensive unit that rattled off 363 yards of total offense against Notre Dame, the most against the Irish since its 368 yards on Nov. 5, 2016 ... Navy's 108 yards passing were the most against the Irish since its 118 on Nov. 1, 2014 ... Navy's 32 points were the most it has scored in the series since dropping a 49-39 contest to Notre Dame on Nov. 1, 2014 ... his lone punt return against Temple went for 11 yards ... returned 2 punts against Tulsa, including a 57-yarder (2Qtr) that was Navy's longest punt return since Ross Scott returned a punt 65 yards for a touchdown in a 64-27 victory over Duke on Oct. 5, 1996 ... returned 1 punt for 3 yards at Air Force ... returned his lone punt against East Carolina for a gain of 5 yards ... returned his only punt in the game for 4 yards in the AAC opener against Memphis ... returned a pair of punts for 3 yards, including a long of 6 yards, in the Mids' opener against Delaware.
- **2021:** Saw action in each of the last 7 games as a member of special teams, making his



PLAYER PROFILES

collegiate debut at Memphis ... closed out the season with 5 kick returns for 70 yards (14.0 yds/return) ... returned 1 kick for 7 yards in the win over Army ... returned his lone kick in the Temple game for 14 yards ... returned a pair of kicks against East Carolina, including a career-long 17-yarder ... returned his first kick for 16 yards at Notre Dame.

• **High School / Personal:** A 2020 graduate of Gulliver Preparatory School in Pinecrest, Fla., Hassan attended the Naval Academy Prep School during the 2020-21 academic year ... a two-sport athlete who earned letters in baseball (2) and football (4) ... first-team all-conference football selection as a wide receiver his senior year ... amassed 1,277 yards on 73 receptions in four seasons at Gulliver Prep, including 660 yards on 32 catches his senior season ... member of the Under-19 National Team that played in the 2020 International Bowl XI ... also received offers from five other FBS schools, including Cincinnati and West Virginia ... high school teammate and close friend of D'Sean Perry, who was tragically killed in a shooting at the University of Virginia in the fall of 2022 ... high school teammate of junior slot back Anton Hall Jr. ... member of the Gulliver Prep Student-Athlete Leadership Council ... son of Omar and Depetris Hassan ... majoring in general science.

HASSAN'S CAREER STATS

Rushing	Att	Yds	Avg	TD	Long	100-Yd
2021	0	0	0.0	0	0	0
2022	1	3	3.0	0	3	0
TOTALS	1	3	3.0	0	3	0

Kick Returns	Att	Yds	Avg	TD	Long
2021	5	70	14.0	0	17
2022	0	0	0.0	0	0
TOTALS	5	70	14.0	0	17

Punt Returns	Att	Yds	Avg	TD	Long
2021	0	0	0.0	0	0
2022	15	132	8.8	0	57
TOTALS	15	132	8.8	0	57

	SEASON HIGHS	CAREER HIGHS
Carries	1 at UCF (11-19-22)	1 at UCF (11-19-22)
Rush Yds	3 at UCF (11-19-22)	3 at UCF (11-19-22)
Long Rush	3 at UCF (11-19-22)	3 at UCF (11-19-22)
Kick Returns	---	2 vs. East Carolina (11-20-21)
Kick Ret Yds	---	33 vs. East Carolina (11-20-21)
Long Kick Ret	---	17 vs. East Carolina (11-20-21)
Punt Returns	4 vs. Army (12-10-22)	4 vs. Army (12-10-22)
Punt Ret Yds	61 vs. Tulsa (10-8-22)	61 vs. Tulsa (10-8-22)
Long Punt Ret	57 vs. Tulsa (10-8-22)	57 vs. Tulsa (10-8-22)

GAME-BY-GAME Game (Date)	Rushing				Receiving			
	Att	Yds	TD	Avg	Att	Yds	TD	Avg
at Memphis (10-14-21)	0	0	0	0.0	0	0	0	0.0
Cincinnati (10-23-21)	0	0	0	0.0	0	0	0	0.0
at Tulsa (10-29-21)	0	0	0	0.0	0	0	0	0.0
at Notre Dame (11-6-21)	0	0	0	0.0	0	0	0	0.0
East Carolina (11-20-21)	0	0	0	0.0	0	0	0	0.0
at Temple (11-27-21)	0	0	0	0.0	0	0	0	0.0
vs. Army (12-11-21)	0	0	0	0.0	0	0	0	0.0

Delaware (9-3-22)	0	0	0	0.0	0	0	0	0.0
Memphis (9-10-22)	0	0	0	0.0	0	0	0	0.0
at East Carolina (9-24-22)	0	0	0	0.0	0	0	0	0.0
at Air Force (10-1-22)	0	0	0	0.0	0	0	0	0.0
Tulsa (10-8-22)	0	0	0	0.0	0	0	0	0.0
at SMU (10-14-22)	0	0	0	0.0	0	0	0	0.0
Houston (10-22-22)	0	0	0	0.0	0	0	0	0.0
Temple (10-29-22)	0	0	0	0.0	0	0	0	0.0
at Cincinnati (11-5-22)	0	0	0	0.0	0	0	0	0.0
vs. Notre Dame (11-12-22)	0	0	0	0.0	0	0	0	0.0
at UCF (11-19-22)	1	3	0	3.0	0	0	0	0.0
vs. Army (12-10-22)	0	0	0	0.0	0	0	0	0.0

KICK RETURNS

Game (Date)	
at Notre Dame (11-6-21)	16
East Carolina (11-20-21)	17, 16
at Temple (11-27-21)	14
vs. Army (12-11-21)	7

PUNT RETURNS


Game (Date)	
Delaware (9-3-22)	(3), 6
Memphis (9-10-22)	4
at East Carolina (9-24-22)	5
at Air Force (10-1-22)	3
Tulsa (10-8-22)	4, 57
Houston (10-22-22)	0
Temple (10-29-22)	11
at Cincinnati (11-5-22)	2
at UCF (11-19-22)	4
Army (12-10-22)	9, 10, 8, 12

ELI HEIDENREICH

#22 | SLOT BACK | SO. | 6-0 | 195
PITTSBURGH, PA. | MT. LEBANON HS

• **At Navy:** Enters the fall third on the depth chart at slot back.
• **2022:** Did not see any varsity action.

• **High School / Personal:** A 2022 graduate of Mt. Lebanon High School in Pittsburgh, Pa., Heidenreich was a two-sport athlete who earned letters in baseball (3) and football (3) ... three-time All-Conference football performer who was an honorable mention selection as a sophomore, a second-teamer as a junior and first-teamer his senior year ... as a senior, named the Post-Gazette 6A Player of the Year, garnered First-Team All-State (Pa.) and First-Team All-Pennsylvania honors and named to the Fab 22, Super 7 and Big 33 ... served as captain of the football team his senior year ... led Mt. Lebanon HS to the 2021 Pennsylvania 6A State Championship for the first time in school history with a 15-0 record and the 6A Western Pennsylvania Interscholastic Athletic League (WPIAL) Championship ... scored 29 touchdowns, recorded 2,266 all-purpose yards and had 1,330 yards receiving his senior campaign ... additionally, he led the team with 60 tackles and four interceptions ... also earned Second-Team All-Conference honors in baseball as a junior ... member of the National Honor Society ... high school teammate of current Navy sophomore fullback Alex Tecza ... his grandfather and uncle both served in the Navy ... son of David and Tara Heidenreich ... majoring in cyber operations ... has a 3.06 grade point average.



BLAKE HORVATH

#11 | QUARTERBACK | SO. | 6-2 | 195
HILLIARD, OHIO | HILLIARD DARBY HS

• **At Navy:** Enters the fall second on the depth chart at quarterback.
• **2022:** Did not see any varsity action.

• **High School / Personal:** A 2022 graduate of Hilliard Darby High School in Hilliard, Ohio, Horvath was a two-sport athlete who earned letters in basketball (4) and football (3) ... two-time (Jr / Sr) First-Team All-Ohio Capital Conference (OCC) and First-Team All-District standout who earned Third-Team All-State (Ohio) honors as a junior and Second Team as a senior ... named the OCC Cardinal Division Offensive Player of the Year as a senior ... served as captain of the football team his senior year ... set school records for rushing touchdowns in a season and career (49), total touchdowns in a career (57), rushing touchdowns in a game and rushing yards in a season ... as a senior, he rushed for 1,722 yards on 234 carries and scored 28



PLAYER PROFILES

touchdowns ... additionally, he completed 26 of his 65 passes for 515 yards and 5 TDs ... member of the National Honor Society ... son of Alan and Laura Horvath ... majoring in operations research ... has a 3.44 grade point average.

CODY HOWARD

#83 | WIDE RECEIVER | SO. | 6-2 | 220
NORTH BEACH, MD. | NORTHERN HS

- **At Navy:** Enters the fall third on the depth chart at wide receiver.
- **2022:** Did not see any varsity action.

• **High School / Personal:** A 2022 graduate of Northern High School in Owings, Md., Howard was a two-sport athlete who earned letters in football and lacrosse ... member of the Northern HS football team that won the 2021 Maryland Class 3A State Championship in football ... caught a pair of touchdown passes in the championship game played at Navy-Marine Corps Memorial Stadium ... served as captain of the football team his senior year ... father, Kevin, played football (WR) at Towson (1989-92) and stands #8 in the Tigers' all-time record books for career receiving yards (2,086), #5 in receptions (161) and #8 in receiving touchdowns (15) ... meanwhile, his 222-yard receiving game against New Haven on Nov. 3, 1990, remains the eighth-best single-game receiving total in Towson history ... son of Kevin and Nicole Howard and Tim Blount and Kia Howard ... majoring in data science.



JOE HUTSON


#16 | BANDIT | JR. | 6-1 | 187
LAKE OSWEGO, ORE. | LAKE OSWEGO HS

- **At Navy:** Enters the fall second on the depth chart at bandit ... has earned 1 varsity letter.

• **2022:** Appeared in all 12 games, including making his collegiate debut in the Mids' opener against Delaware where he recorded the first tackles (2) of his career ... Navy's defense held Army, the second-leading rushing team in the country (304.4 yds/gm), to just 125 yards on the ground and 153 yards of total offense (avg 385.5 yds/gm) for the entire game ... Navy held the Black Knights without an offensive touchdown until overtime ... Navy's defense held UCF to 84 yards rushing after the Knights came in ranked #5 nationally with their 249.5 rushing yards per game average ... additionally, the Mids tallied a season-high tying 5 sacks for the third time in 2022 and the second-consecutive game ... part of a defensive unit that did not surrender a point in the second half against Notre Dame, marking the first time it has held a team scoreless in the second half since the 2021 Army game ... Notre Dame mustered just 66 yards rushing, the fewest by the Irish in the series since they rushed for 60 yards on Nov. 7, 2009 ... Navy held the Irish to just 12 yards in the second half (-23 R, 35 P) ... the Mids recorded a season-high tying 5 sacks ... turned in a career-high tying 3 tackles against the Irish ... chipped in a tackle at Cincinnati ... Navy's defense held Temple to just 20 yards rushing, the fourth fewest in the Niumatalolo era and the third time in 2022 Navy has held an opponent to 25 or fewer yards rushing (13 by Delaware, 25 by Tulsa) ... despite Temple allowing just 4 sacks all year, Navy sacked the Owls 4 times ... Navy's defense also forced Temple to punt 7 times, tying (Delaware) for the most by an opponent in 2022 ... posted a career-high 3 tackles in the win over the Owls ... made a pair of tackles against Houston, while he recorded his first pass breakup and first fumble recovery of his career ... turned in a pair of tackles against SMU ... member of a Navy defensive unit that held Tulsa to just 25 yards rushing ... the Mids recorded their first safety (intentional grounding in the end zone by Tulsa QB Davis Brin // 2Qtr) since the Tulane game on Sept. 19, 2020 ... Navy forced 4 Tulsa turnovers (3 interceptions / 1 fumble) ... turned in a solo stop at East Carolina ... contributed a pair of tackles against Memphis in the AAC opener.

- **2021:** Did not see any varsity action.

• **High School / Personal:** A 2020 graduate of Lake Oswego High School in Lake Oswego, Ore., Hutson attended the Naval Academy Prep School during the 2020-21 academic year ... a four-year football letter winner who was a two-time (2018, '19) Second-Team



All-State (Ore.) defensive back who also garnered first-team all-League recognition as a junior and senior ... led Lake Oswego HS to the 2018 state title, while in 2019 it lost in the championship game ... father, Ed, is a graduate of Southern Oregon where he was a member of the football team (linebacker) ... son of Ed and Marlys Hutson ... majoring in English.

HUTSON'S CAREER STATS

Defense	Tkls	TFL-Yds	Sack-Yds	Int	PBU	FR	FF
2021							
-- DID NOT SEE ANY ACTION --							
2022	16	0-0	0-0	0	1	1-0	0
TOTALS	16	0-0	0-0	0	1	1-0	0

SEASON HIGHS

	SEASON HIGHS	CAREER HIGHS
Tackles	3 (2x: last vs. Notre Dame, 11-12-22)	3 (2x: last vs. Notre Dame, 11-12-22)
PBU	1 vs. Houston (10-22-22)	1 vs. Houston (10-22-22)
FR	1 vs. Houston (10-22-22)	1 vs. Houston (10-22-22)

GAME-BY-GAME

Game (Date)	U-A-TT	TFL-Yds	Sacks	Int	PBU	FF	FR	Blk
Delaware (9-3-22)	1-1-2	0-0	0-0	0	0	0	0	0
Memphis (9-10-22)	1-1-2	0-0	0-0	0	0	0	0	0
at East Carolina (9-24-22)	1-0-1	0-0	0-0	0	0	0	0	0
at Air Force (10-1-22)	0-0-0	0-0	0-0	0	0	0	0	0
Tulsa (10-8-22)	0-0-0	0-0	0-0	0	0	0	0	0
at SMU (10-14-22)	1-1-2	0-0	0-0	0	0	0	0	0
Houston (10-22-22)	0-2-2	0-0	0-0	0	1	0	1-0	0
Temple (10-29-22)	0-3-3	0-0	0-0	0	0	0	0	0
at Cincinnati (11-5-22)	0-1-1	0-0	0-0	0	0	0	0	0
vs. Notre Dame (11-12-22)	2-1-3	0-0	0-0	0	0	0	0	0
at UCF (11-19-22)	0-0-0	0-0	0-0	0	0	0	0	0
vs. Army (12-10-22)	0-0-0	0-0	0-0	0	0	0	0	0

KYLE JACOB


#43 | LINEBACKER | JR. | 6-0 | 228
PARAMUS, N.J. | PARAMUS HS

- **At Navy:** Enters the fall second on the depth chart at linebacker ... has earned 2 varsity letters.

• **2022:** A member of special teams, he appeared in all 12 games ... turned in a career-high 3 tackles against Army ... contributed a solo tackle in the win over nationally-ranked UCF ... recorded 2 tackles at Cincinnati, in the win over Temple and against SMU ... recorded the first tackle and tackle for loss of his career in the Mids' win over Tulsa.

- **2021:** Saw action in 9 contests as a member of special teams, including making his collegiate debut against Air Force.

• **High School / Personal:** A 2020 graduate of Paramus High School in Paramus, N.J., Jacob attended the Naval Academy Prep School during the 2020-21 academic year ... two-sport athlete who earned letters in football (3) and wrestling (4) ... three-time (2017, '18, '19) All-Bergen County and First-Team All-Group 3 football player who earned All-State recognition as a senior ... school-record holder in rushing yards, all-purpose yards, forced fumbles and interceptions ... rushed for 2,934 yards over three seasons (240 So / 1,280 Jr / 1,414 Sr), breaking the previously-held school record of 2,874 yards set in 2010 by John Robertson who went on to play quarterback at Villanova ... amassed 107 tackles, nine forced fumbles and four interceptions his senior season ... led Paramus HS to the league title in 2018 with a 10-1 record ... standout wrestler who was a four-time (2017, '18, '19, '20) all-conference, two-time all-county and two-time All-State selection ... ranked eighth nationally at 220 pounds his senior year and 19th at 195 pounds as a junior ... closed out his wrestling career with 125 wins ... advanced to the state finals as a junior ... two-time wrestling team captain ... also received offers from 12 other schools, including Air Force and Fordham (previously committed) ... son of Scott and Susan Jacob ... majoring in quantitative economics.



PLAYER PROFILES

JACOB'S CAREER STATS

Defense	Tkls	TFL-Yds	Sack-Yds	Int	PBU	FR	FF
2021	0	0-0	0-0	0	0	0	0
2022	11	0.5-1	0-0	0	0	0	0
TOTALS	11	0.5-1	0-0	0	0	0	0

SEASON HIGHS

Tackles	3 vs. Army (12-10-22)
TFL	0.5 vs. Tulsa (10-8-22)

CAREER HIGHS

Tackles	3 vs. Army (12-10-22)
TFL	0.5 vs. Tulsa (10-8-22)

GAME-BY-GAME

Game (Date)	U-A-TT	TFL-Yds	Sacks	Int	PBU	FF	FR	Blk
Air Force (9-11-21)	0-0-0	0-0	0-0	0	0	0	0	0
SMU (10-9-21)	0-0-0	0-0	0-0	0	0	0	0	0
at Memphis (10-14-21)	0-0-0	0-0	0-0	0	0	0	0	0
Cincinnati (10-23-21)	0-0-0	0-0	0-0	0	0	0	0	0
at Tulsa (10-29-21)	0-0-0	0-0	0-0	0	0	0	0	0
at Notre Dame (11-6-21)	0-0-0	0-0	0-0	0	0	0	0	0
East Carolina (11-20-21)	0-0-0	0-0	0-0	0	0	0	0	0
at Temple (11-27-21)	0-0-0	0-0	0-0	0	0	0	0	0
vs. Army (12-11-21)	0-0-0	0-0	0-0	0	0	0	0	0
Delaware (9-3-22)	0-0-0	0-0	0-0	0	0	0	0	0
Memphis (9-10-22)	0-0-0	0-0	0-0	0	0	0	0	0
at East Carolina (9-24-22)	0-0-0	0-0	0-0	0	0	0	0	0
at Air Force (10-1-22)	0-0-0	0-0	0-0	0	0	0	0	0
Tulsa (10-8-22)	0-1-1	0.5-1	0-0	0	0	0	0	0
at SMU (10-14-22)	1-1-2	0-0	0-0	0	0	0	0	0
Houston (10-22-22)	0-0-0	0-0	0-0	0	0	0	0	0
Temple (10-29-22)	0-2-2	0-0	0-0	0	0	0	0	0
at Cincinnati (11-5-22)	1-1-2	0-0	0-0	0	0	0	0	0
vs. Notre Dame (11-12-22)	0-0-0	0-0	0-0	0	0	0	0	0
at UCF (11-19-22)	1-0-1	0-0	0-0	0	0	0	0	0
vs. Army (12-10-22)	2-1-3	0-0	0-0	0	0	0	0	0

DANIEL JONES

#29 | SLOT BACK | SR. | 5-9 | 187
FORT LAUDERDALE, FLA. | CALVARY CHRISTIAN ACADEMY

• **At Navy:** Enters the fall third on the depth chart at slot back ... a starter in 1 game during his career (1 Jr) ... has earned 2 varsity letters.

• **2022:** Part of an offensive unit that rattled off 363 yards of total offense, the most against the Irish since its 368 yards on Nov. 5, 2016 ... Navy's 108 yards passing were the most against the Irish since its 118 on Nov. 1, 2014 ... Navy's 32 points were the most it has scored in the series since dropping a 49-39 contest to Notre Dame on Nov. 1, 2014 ... carried the ball once for a 9-yard gain against the Irish ... gained 5 yards on his only carry at Cincinnati ... made his first-collegiate start in the Mids' win over Temple where he carried the ball once for an 8-yard gain ... carried the ball twice for a season-best 23 yards against SMU, including a career-long 19-yard run ... rushed for 9 yards on 6 carries in the win over Tulsa ... carried the ball twice for 14 yards in the AAC opener against Memphis ... returned a pair of kicks for 50 yards, including a career-long 29 yards in the Mids' opener against Delaware.

• **2021:** Saw action in 7 games and closed out the season with 10 carries for 55 yards (5.5 yds/carry, 7.9 yds/gm) and caught 1 pass for a yard ... also returned 5 kicks for 89 yards (17.8 yds/return) ... carried the ball twice for 13 yards at Notre Dame ... caught his first-career pass against #2 Cincinnati ... carried the ball once for 9 yards at Memphis ... returned from injury against SMU where he rushed for 8 yards on his only carry ... his lone kick return against Air Force was the longest of his career (25 yds) at that time ... carried the ball 3 times for a career-best 25 yards in the opener against Marshall ... made his debut running back kicks, returning 4 for 64 yards, including a long of 21.

• **2020:** Made his collegiate debut in the Mids' home finale against Tulsa where he carried the ball once for a 5-yard gain.



• **High School / Personal:** A 2019 graduate of Calvary Christian Academy in Fort Lauderdale, Fla., Jones attended the Naval Academy Prep School during the 2019-20 academic year ... three-sport athlete who earned letters in football (4), track & field (3) and wrestling (2) ... garnered First-Team All-Conference and Second-Team All-County football honors as a senior ... one of four recipients of the 2019 Brian Piccolo Scholar-Athlete Award ... served as a three-year captain of the football team ... named the 2019 Calvary Christian Academy Male Athlete of the Year ... won the 300-meter hurdles in 2018 at the City Championship and placed 14th in the 110-meter hurdles at the state championship ... active in the Future Health Professionals organization ... high school teammate of former Navy linebacker Diego Fagot ... brother, Dominick Pierre, is a 2014 graduate of Dartmouth where he was a member of the football team ... son of Marie Jones ... majoring in political science.

JONES' CAREER STATS

Rushing	Att	Yds	Avg	TD	Long	100-Yd
2020	1	5	5.0	0	5	0
2021	10	55	5.5	0	12	0
2022	18	67	3.7	0	19	0
TOTALS	29	127	4.4	0	19	0

Receiving	Rec	Yds	Avg	TD	Long	100-Yd
2020	0	0	0.0	0	0	0
2021	1	1	1.0	0	1	0
2022	0	0	0.0	0	0	0
TOTALS	1	1	1.0	0	1	0

Kick Returns	Att	Yds	Avg	TD	Long
2020	0	0	0.0	0	0
2021	5	89	17.8	0	25
2022	2	50	25.0	0	29
TOTALS	7	139	19.9	0	29

SEASON HIGHS

Carries	6 vs. Tulsa (10-8-22)	CAREER HIGHS	6 vs. Tulsa (10-8-22)
Rush Yds	23 at SMU (10-14-22)		25 vs. Marshall (9-4-21)
Long Rush	19 at SMU (10-14-22)		19 at SMU (10-14-22)
Rec	---		1 vs. Cincinnati (10-23-21)
Long Rec	---		1 vs. Cincinnati (10-23-21)
Kick Returns	2 vs. Delaware (9-3-22)		4 vs. Marshall (9-4-21)
Kick Ret Yds	50 vs. Delaware (9-3-22)		64 vs. Marshall (9-4-21)
Long Kick Ret	29 vs. Delaware (9-3-22)		29 vs. Delaware (9-3-22)

GAME-BY-GAME

Game (Date)	Rushing				Receiving			
	Att	Yds	TD	Avg	Att	Yds	TD	Avg
Tulsa (12-5-20)	1	5	0	5.0	0	0	0	0.0
Marshall (9-4-21)	3	25	0	8.3	0	0	0	0.0
Air Force (9-11-21)	0	0	0	0.0	0	0	0	0.0
SMU (10-9-21)	1	8	0	8.0	0	0	0	0.0
at Memphis (10-14-21)	1	9	0	9.0	0	0	0	0.0
Cincinnati (10-23-21)	3	0	0	0.0	1	1	0	1.0
at Notre Dame (11-6-21)	2	13	0	6.5	0	0	0	0.0
at Temple (11-27-21)	0	0	0	0.0	0	0	0	0.0
Delaware (9-3-22)	1	2	0	2.0	0	0	0	0.0
Memphis (9-10-22)	2	14	0	7.0	0	0	0	0.0
at East Carolina (9-24-22)	0	0	0	0.0	0	0	0	0.0
at Air Force (10-1-22)	0	0	0	0.0	0	0	0	0.0
Tulsa (10-8-22)	6	9	0	1.5	0	0	0	0.0
at SMU (10-14-22)	2	23	0	11.5	0	0	0	0.0
Houston (10-22-22)	1	(1)	0	(1.0)	0	0	0	0.0
Temple (10-29-22)	1	8	0	8.0	0	0	0	0.0
at Cincinnati (11-5-22)	1	5	0	5.0	0	0	0	0.0
vs. Notre Dame (11-12-22)	1	9	0	9.0	0	0	0	0.0
at UCF (11-19-22)	1	(1)	0	(1.0)	0	0	0	0.0
vs. Army (12-10-22)	2	(1)	0	(0.5)	0	0	0	0.0

PLAYER PROFILES

AKALEA KAPONO

#96 | TIGHT END | SR. | 6-1 | 236
KAILUA, HAWAII | KAMEHAMEHA

- **At Navy:** Enters the fall third on the depth chart at tight end ... a starter in 3 games during his career (3 Jr) ... has earned 1 varsity letter.
- **2022:** A starter in 3 of the 11 games in which he played, including making his collegiate debut in the Mids' AAC opener against Memphis ... part of an offensive unit that rattled off 363 yards of total offense, the most against the Irish since its 368 yards on Nov. 5, 2016 ... Navy's 108 yards passing were the most against the Irish since its 118 on Nov. 1, 2014 ... Navy's 32 points were the most it has scored in the series since dropping a 49-39 contest to Notre Dame on Nov. 1, 2014 ... made his first-career start in Navy's game at SMU.
- **2021:** Did not see any varsity action.



- **High School / Personal:** A 2019 graduate of Kamehameha Schools Kapalama in Honolulu, Hawaii, Kapono attended the Naval Academy Prep School during the 2019-20 academic year ... three-year football letter winner who served as team captain his senior year ... father, Jacob, attended the University of Hawaii where he was a member of the football team ... son of Jacob and Pili Kapono ... majoring in naval architecture and marine engineering.

KAPONO'S CAREER STATS

Rushing	Att	Yds	Avg	TD	Long	100-Yd
2020	-- DID NOT SEE ANY ACTION --					
2021	-- DID NOT SEE ANY ACTION --					
2022	0	0	0.0	0	0	0
TOTALS	0	0	0.0	0	0	0

Receiving	Rec	Yds	Avg	TD	Long	100-Yd
2020	-- DID NOT SEE ANY ACTION --					
2021	-- DID NOT SEE ANY ACTION --					
2022	0	0	0.0	0	0	0
TOTALS	0	0	0.0	0	0	0


GAME-BY-GAME

Game (Date)	Rushing				Receiving			
	Att	Yds	TD	Avg	Att	Yds	TD	Avg
Memphis (9-10-22)	0	0	0	0.0	0	0	0	0.0
at East Carolina (9-24-22)	0	0	0	0.0	0	0	0	0.0
at Air Force (10-1-22)	0	0	0	0.0	0	0	0	0.0
Tulsa (10-8-22)	0	0	0	0.0	0	0	0	0.0
at SMU (10-14-22)	0	0	0	0.0	0	0	0	0.0
Houston (10-22-22)	0	0	0	0.0	0	0	0	0.0
Temple (10-29-22)	0	0	0	0.0	0	0	0	0.0
at Cincinnati (11-5-22)	0	0	0	0.0	0	0	0	0.0
vs. Notre Dame (11-12-22)	0	0	0	0.0	0	0	0	0.0
at UCF (11-19-22)	0	0	0	0.0	0	0	0	0.0
vs. Army (12-10-22)	0	0	0	0.0	0	0	0	0.0

NATHAN KENT

#82 | WIDE RECEIVER | SO. | 6-3 | 175
ROCKLIN, CALIF. | ROCKLIN HS

- **At Navy:** Enters the fall second on the depth chart at wide receiver ... did not participate in spring drills due to being a member of the track & field team ... has earned 1 varsity letter.
- **2022-23 (Indoor & Outdoor Track):** *Indoor:* Member of Navy's 4x400m relay team that placed first at the Patriot League Indoor Championship with a time of 3:10.96 ... the time broke the indoor championship meet and Navy record ... he also placed second in the 200m with a time of 21.42 and third in the 400m with a time of 47.44 as Navy won the championship for the third-straight year. *Outdoor:* Named the



men's rookie of the meet at the Patriot League Outdoor Championship ... he won the 200m with a time of 21.17 and placed second in the 400m with a time of 47.81 ... also helped Navy post a winning time in the 4x400m relay at 3:10.79 ... helped the Mids claim second place in the 4x100m relay with a time of 40.46, the eighth-best time in program history, as he helped lead Navy to a fifth-straight championship.

- **2022:** Appeared in 6 contests, including making his collegiate debut (1 play) against Memphis ... missed the last 3 games of the season due to injury ... caught a 32-yard pass from Maasai Maynor on 4th-and-5 at Cincinnati, the first reception of his career ... recorded his first-collegiate tackle in the contest against Houston ... carried the ball once for a 7-yard gain at SMU ... scored on a 70-yard reverse (2:25, 1Qtr) on just his second-collegiate play against Tulsa ... it was the second-longest play of the season for the Mids.
- **High School / Personal:** A 2022 graduate of Rocklin High School in Rocklin, Calif., Kent was a two-sport athlete who earned letters in football (3) and track & field (4) ... garnered Third-Team All-State (Calif.) football honors his senior year ... a First-Team CIF Sac-Joaquin Section selection as a senior, he was named the league's offensive MVP ... set school records his junior year in the 100, 200 and 400 meters ... also received offers from 7 other schools, including Army, BYU and UNLV ... high school teammate of Rice junior offensive lineman Brad Baur ... father, Roosevelt Jr., was a three-time NAIA All-American jumper for the Azusa Pacific track & field team (1983-86) ... he was less than a foot away from winning a national championship in the triple jump, finishing as runner-up with a leap of 49-feet, 4-inches ... he was Azusa Pacific's first NAIA All-American in the triple jump ... mother, Maura, was also a member of Azusa Pacific's track & field team (1983-86) ... son of Roosevelt Jr. and Maura Kent ... majoring in foreign area studies - Middle East.

KENT'S CAREER STATS

Rushing	Att	Yds	Avg	TD	Long	100-Yd
2022	4	76	19.0	1	70	0
TOTALS	4	76	19.0	1	70	0

Receiving	Rec	Yds	Avg	TD	Long	100-Yd
2022	1	32	32.0	0	32	0
TOTALS	1	32	32.0	0	32	0

SEASON HIGHS

Carries	2 vs. Tulsa (10-8-22)	CAREER HIGHS
Rush Yds	70 vs. Tulsa (10-8-22)	70 vs. Tulsa (10-8-22)
Rush TDs	1 vs. Tulsa (10-8-22)	1 vs. Tulsa (10-8-22)
Long Rush	70 vs. Tulsa (10-8-22)	70 vs. Tulsa (10-8-22)
Rec	1 at Cincinnati (11-5-22)	1 at Cincinnati (11-5-22)
Rec Yds	32 at Cincinnati (11-5-22)	32 at Cincinnati (11-5-22)
Long Rec	32 at Cincinnati (11-5-22)	32 at Cincinnati (11-5-22)


GAME-BY-GAME

Game (Date)	Rushing				Receiving			
	Att	Yds	TD	Avg	Att	Yds	TD	Avg
Memphis (9-10-22)	0	0	0	0.0	0	0	0	0.0
Tulsa (10-8-22)	2	70	1	35.0	0	0	0	0.0
at SMU (10-14-22)	1	7	0	7.0	0	0	0	0.0
Houston (10-22-22)	0	0	0	0.0	0	0	0	0.0
Temple (10-29-22)	1	(1)	0	(1.0)	0	0	0	0.0
at Cincinnati (11-5-22)	0	0	0	0.0	1	32	0	32.0

NATHAN KIRKWOOD

#39 | KICKER | SO. | 6-2 | 174
GREENCASTLE, PA. | GREENCASTLE-ANTRIM HS

- **At Navy:** Enters the fall second on the depth chart at both place kicker and kickoff specialist.
- **2022:** Did not see any varsity action.
- **High School / Personal:** A 2022 graduate of Greencastle-Antrim High School in Greencastle, Pa., Kirkwood was a four-sport athlete who earned letters in football (3), soccer (3), track & field (4) and Unified bocce (2) ... three-time Mid-Penn Colonial Division kicker who was selected to play in the Pennsylvania Big 33 Game as a senior ... he made a 50-yard field goal in his tryout for the Big 33 Team ... did not



PLAYER PROFILES

play football until the summer before his sophomore year ... graduated among the top 65 kickers nationally in the Class of 2022 among Kohl's kickers ... he was 14 of 15 on field goals, including making a pair of 56-yarders at Kohl's camp ... two-time state qualifier in the long jump, who also holds the school long jump record ... he also competed in the triple jump and 100- and 400-meter relays ... served as soccer team captain his junior year and captain of the Unified bocce squad as a junior and senior ... member of the National Honor Society ... father, Todd, spent 36 years in the Air Force Reserve, retiring in December of 2021 ... son of Todd and Deena Kirkwood ... majoring in cyber operations ... carries a 3.43 grade point average.

ADAM KLENK

#49 | LINEBACKER | SO. | 6-2 | 215
TABERNACLE, N.J. | SENECA HS

• **At Navy:** Enters the fall third on the depth chart at linebacker.
• **2022:** Did not see any varsity action.

• **High School / Personal:** A 2022 graduate of Seneca High School in Tabernacle, N.J., Klenk was a three-sport athlete who earned letters in football (3) and track & field (3) and also was a member of the basketball team ... three-time All-State (N.J. selection, who was also named the Burlington County Defensive Player of the Year three times ... school record holder for single-season and career sacks ... two-time (So / Jr) Burlington County javelin champion ... also received offers from 6 other schools, including Army and Air Force ... son of Jonathan and Kristina Klenk ... majoring in quantitative economics.



CHREIGN LAFOND

#91 | DEFENSIVE END | SO. | 6-5 | 262
SILVER SPRING, MD. | ARCHBISHOP CARROLL HS

• **At Navy:** Enters the fall third on the depth chart at defensive end.
• **2022:** Did not see any varsity action.

• **High School / Personal:** A 2021 graduate of Archbishop Carroll High School in Washington, D.C., LaFond attended the Naval Academy Prep School during the 2021-22 academic year ... two-time Second-Team All-Montgomery County selection ... sister, Thea, is a graduate of Maryland where she was a member of the track & field team (2012-16) ... she competed in the triple jump finals at the World Athletics Championships, becoming the highest finisher in Terrapin athletics at the World Athletics Championships ... additionally, she is the top finisher in any worlds competition from the Terrapin women's track & field program ... competed in the 2016 and '21 Olympics for Dominica where she was born ... son of Dorian LaFond and Anestine Theophile-LaFond ... majoring in history.




RAYUAN LANE III

#18 | FREE SAFETY | JR. | 5-11 | 197
JESSUP, MD. | GILMAN SCHOOL

• **At Navy:** Enters the fall as a starter at free safety ... has started 18 games during his career (6 Fr // 12 So) ... has earned 2 varsity letters.

• **2022:** A starter in all 12 contests, he closed out the season third on the team in tackles (71) and pass breakups (4) ... he also had 2 forced fumbles, 2 fumble recoveries, 2.5 tackles for loss and a sack ... Navy's defense held Army, the second-leading rushing team in the country (304.4 yds/gm), to just 125 yards on the ground and 153 yards of total offense (avg 385.5 yds/gm) for the entire game ... Navy held the Black



Knights without an offensive touchdown until overtime ... recorded 4 tackles against Army ... Navy's defense held UCF to 84 yards rushing after the Knights came in ranked #5 nationally with their 249.5 rushing yards per game average ... additionally, the Mids tallied a season-high tying 5 sacks for the third time in 2022 and the second-consecutive game ... turned in 4 tackles, including a tackle for loss in the win over nationally-ranked UCF ... part of a defensive unit that did not surrender a point in the second half against Notre Dame, marking the first time it has held a team scoreless in the second half since the 2021 Army game ... Notre Dame mustered just 66 yards rushing, the fewest by the Irish in the series since they rushed for 60 yards on Nov. 7, 2009 ... Navy held the Irish to just 12 yards in the second half (-23 R, 35 P) ... the Mids recorded a season-high tying 5 sacks (1.5 Colin Ramos, 1.5 John Marshall, 1 Rayuan Lane III, 0.5 Nicholas Straw, 0.5 Clay Cromwell) ... along with Colin Ramos, led Navy with 7 tackles against the Irish, while also recording his first-career sack and a tackle for loss ... recorded 8 tackles at Cincinnati ... Navy's defense held Temple to just 20 yards rushing, the fourth fewest in the Niumatalolo era and the third time in 2022 Navy held an opponent to 25 or fewer yards rushing (13 by Delaware, 25 by Tulsa) ... despite Temple allowing just 4 sacks all year, Navy sacked the Owls 4 times ... Navy's defense also forced Temple to punt 7 times, tying (Delaware) for the most by an opponent in 2022 ... chipped in 4 tackles in the win over Temple ... recorded a career-high tying 10 tackles, including a half a tackle for loss against Houston ... also broke up a pass, forced a fumble and recovered a fumble ... along with Nicholas Straw, was Navy's leader in tackles against SMU with 4 ... member of a Navy defensive unit that held Tulsa to just 25 yards rushing ... the Mids recorded their first safety (intentional grounding in the end zone by Tulsa QB Davis Brin // 20tr) since the Tulane game on Sept. 19, 2020 ... Navy forced 4 Tulsa turnovers (3 interceptions / 1 fumble) ... recorded 3 tackles and recovered a fumble, the first of his career, in the win over the Golden Hurricane ... additionally, on 4th-and-3, he ran for 28 yards on a fake punt (30tr) for a first down ... it was his first-career rush ... part of a defense that held Air Force, the nation's top-ranked rushing team (412.2 yds/gm), to just 200 yards on the ground ... led the team with 9 tackles against the Falcons, including 7 solo stops ... produced 5 tackles and broke up 2 passes in the Mids' win at East Carolina ... turned in 7 tackles in the Mids' AAC opener against Memphis ... made the start at free safety in the opener against Delaware where he made 6 stops, forced a fumble and broke up a pass ... part of a defense that produced 12 tackles for loss and 5 sacks in the opener against Delaware ... the 12 TFLs were the most by the Mids since recording 12 against Rice on Oct. 22, 2005, while the 5 sacks were the most since their 5 against USF on Oct. 19, 2019.

• **2021:** Saw action in all 12 games and started at safety in each of the last 6 contests ... closed out the season with 37 tackles, including 2 tackles for loss ... also broke up 4 passes, intercepted a pass and forced a fumble ... part of a defensive unit that held Army scoreless in the second half, marking the first time Navy has shut out an opponent in the second half since its remarkable victory over Tulane in which the Mids outscored the Green Wave 27-0 to win 27-24 on Sept. 19, 2020 ... Navy also held Army, the No. 2-ranked rushing offense in the country averaging 301.2 yards per game, to just 124 yards rushing ... it was the Black Knights' second-lowest rushing output during the season (108 vs. Air Force) ... posted 3 tackles and broke up a pass in the win over Army ... recorded 4 solo tackles at Temple ... Navy's defense held Temple to just 182 yards of total offense, the fewest by an opponent on the year ... the 14 points by Temple are the fewest by the Owls in the series since losing to Navy 42-6 in Annapolis on Nov. 18, 2006 ... along with Eavan Gibbons, led Navy with a career-high 10 tackles against East Carolina, including a tackle for loss ... also forced a fumble, the first of his career ... paced the team with 9 tackles at Notre Dame, including his first-career tackle for loss ... turned in a pair of tackles at Tulsa and recorded his first-career interception, picking off Davis Brin in the end zone ... part of a defense that held #2 Cincinnati to just 271 yards (95R, 176P), the fewest yards by the Bearcats since Nov. 17, 2019 vs. Temple (stretched 19 games) ... the 271 yards of total offense by Cincinnati were the second fewest by a Navy opponent on the year (225 by Air Force), while the 95-yard ground gain was the second-fewest rushing yards by an opponent this season (80 by SMU) and the 176 yards passing also marked the second fewest by an opponent in 2021 (49 by Air Force) ... also held Cincinnati to 27 points, the second fewest by the Bearcats during the regular season (beat Notre Dame 24-13) ... the Bearcats came into the game averaging 43.5 points (No. 6 nationally) ... made his first-collegiate start against Cincinnati where he recorded a career-high 4 tackles ... turned in 3 tackles at Memphis and also broke up a pass ... produced the first-two tackles of his career in the Mids' road contest at Houston ... made his collegiate debut in the opener against Marshall where he broke up a pass.

• **High School / Personal:** A 2021 graduate of Gilman School in Baltimore, Md., Lane III was a three-sport athlete who earned letters in basketball (3), football (2) and track & field (3) ... garnered 2019 All-MIAA honors in football ... led Gilman in rushing and returned punts and kickoffs, scoring seven touchdowns in just two games in 2020 ... also received an offer from Army ... mother, Felecia, is a graduate of Kent State where she was a member of the softball team ... son of William and Felecia Lane ... majoring in quantitative economics.

LANE III'S CAREER STATS

Defense	Tkls	TFL-Yds	Sack-Yds	Int	PBU	FR	FF
2021	37	2.0-3	0.0-0	1-0	4	0	1
2022	71	2.5-10	1.0-6	0	4	2	2
TOTALS	108	4.5-13	1.0-6	1-0	8	2	3

SEASON HIGHS

Tackles	10 vs. Houston (10-22-22)
TFL	1 (2x; last at UCF, 11-19-22)
Sacks	1 vs. Notre Dame (11-12-22)
INT	---
PBU	2 at East Carolina (9-24-22)
FF	1 (2x; last vs. Houston, 10-22-22)
FR	1 (2x; last vs. Houston, 10-22-22)

CAREER HIGHS

Tackles	10 (2x; last vs. Houston, 10-22-22)
TFL	1 (4x; last at UCF, 11-19-22)
Sacks	1 vs. Notre Dame (11-12-22)
INT	1 at Tulsa (10-29-21)
PBU	2 at East Carolina (9-24-22)
FF	1 (3x; last vs. Houston, 10-22-22)
FR	1 (2x; last vs. Houston, 10-22-22)

GAME-BY-GAME


Game (Date)	U-A-TT	TFL-Yds	Sacks	Int	PBU	FF	FR	Blk
Marshall (9-4-21)	0-0-0	0-0	0-0	0	1	0	0	0
Air Force (9-11-21)	0-0-0	0-0	0-0	0	0	0	0	0
at Houston (9-25-21)	2-0-2	0-0	0-0	0	0	0	0	0
UCF (10-2-21)	0-0-0	0-0	0-0	0	0	0	0	0
SMU (10-9-21)	0-0-0	0-0	0-0	0	0	0	0	0
at Memphis (10-14-21)	2-1-3	0-0	0-0	0	1	0	0	0
Cincinnati (10-23-21)	2-2-4	0-0	0-0	0	0	0	0	0
at Tulsa (10-29-21)	1-1-2	0-0	0-0	1-0	1	0	0	0
at Notre Dame (11-6-21)	6-3-9	1-2	0-0	0	0	0	0	0
East Carolina (11-20-21)	5-5-10	1-1	0-0	0	0	1	0	0
at Temple (11-27-21)	4-0-4	0-0	0-0	0	0	0	0	0
vs. Army (12-11-21)	1-2-3	0-0	0-0	0	1	0	0	0
Delaware (9-3-22)	5-1-6	0-0	0-0	0	1	1	0	0
Memphis (9-10-22)	4-3-7	0-0	0-0	0	0	0	0	0
at East Carolina (9-24-22)	3-2-5	0-0	0-0	0	2	0	0	0
at Air Force (10-1-22)	7-2-9	0-0	0-0	0	0	0	0	0
Tulsa (10-8-22)	2-1-3	0-0	0-0	0	0	0	1	0
at SMU (10-14-22)	3-1-4	0-0	0-0	0	0	0	0	0
Houston (10-22-22)	4-6-10	0.5-1	0-0	0	1	1	1	0
Temple (10-29-22)	2-2-4	0-0	0-0	0	0	0	0	0
at Cincinnati (11-5-22)	3-5-8	0-0	0-0	0	0	0	0	0
vs. Notre Dame (11-12-22)	4-3-7	1-6	1-6	0	0	0	0	0
at UCF (11-19-22)	3-1-4	1-3	0-0	0	0	0	0	0
vs. Army (12-10-22)	3-1-4	0-0	0-0	0	0	0	0	0

ELIAS LARRY

#3 | CORNERBACK | JR. | 6-0 | 197
PALMDALE, CALIF. | SIERRA CANYON HS

• **At Navy:** Enters the fall second on the depth chart at corner ... a starter in 8 games during his career (8 So) ... has earned 2 varsity letters.

• **2022:** A starter in 8 of the 11 games in which he played ... finished the season with 19 tackles, a tackle for loss, 2 interceptions and 2 pass breakups ... Navy's defense held Army, the second-leading rushing team in the country (304.4 yds/gm), to just 125 yards on the ground and 153 yards of total offense (avg 385.5 yds/gm) for the entire game ... Navy held the Black Knights without an offensive touchdown until overtime ... Navy's defense held UCF to 84 yards rushing after the Knights came in ranked #5 nationally with their 249.5 rushing yards per game average ... additionally, the Mids tallied a season-high tying 5 sacks for the third time in 2022 and the second-consecutive game ... turned in 3 solo tackles in the win over nationally-ranked UCF ... part of a defensive unit that did not surrender a point in the second half against Notre Dame, marking the first time it has held a team scoreless in the second half since the 2021 Army game ... Notre Dame mustered just 66 yards rushing, the fewest by the Irish in the series since they rushed for 60 yards on Nov. 7, 2009 ... Navy held the



Irish to just 12 yards in the second half (-23 R, 35 P) ... the Mids recorded a season-high tying 5 sacks ... Navy's defense held Temple to just 20 yards rushing ... despite Temple allowing just 4 sacks all year, Navy sacked the Owls 4 times ... Navy's defense also forced Temple to punt 7 times, tying (Delaware) for the most by an opponent in 2022 ... recorded a pair of tackles and intercepted Temple QB E.J. Warner and returned in 3 yards ... turned in 3 solo stops at SMU, including a tackle for loss, the first of his career ... member of a Navy defensive unit that held Tulsa to just 25 yards rushing ... the Mids recorded their first safety (intentional grounding in the end zone by Tulsa QB Davis Brin // 2Qtr) since the Tulane game on Sept. 19, 2020 ... Navy forced 4 Tulsa turnovers (3 interceptions / 1 fumble) ... chipped in a tackle, broke up 2 passes and intercepted his first-collegiate pass in the win over the Golden Hurricane ... part of a defense that held Air Force, the nation's top-ranked rushing team (412.2 yds/gm), to just 200 yards on the ground ... turned in a pair of solo stops against the Falcons ... chipped in a pair of tackles in Navy's win at East Carolina ... turned in a season-high 3 tackles in the AAC opener against Memphis ... made the start at cornerback in the opener against Delaware where he made 2 stops ... part of a defense that produced 12 tackles for loss and 5 sacks in the opener against Delaware ... the 12 TFLs were the most by the Mids since recording 12 against Rice on Oct. 22, 2005, while the 5 sacks were the most since their 5 against USF on Oct. 19, 2019.

• **2021:** A member of special teams, he saw action in each of the last 8 contests ... closed out the season with 6 tackles ... part of a defensive unit that held Army scoreless in the second half, marking the first time Navy has shut out an opponent in the second half since its remarkable victory over Tulane in which the Mids outscored the Green Wave 27-0 to win 27-24 on Sept. 19, 2020 ... Navy also held Army, the No. 2-ranked rushing offense in the country averaging 301.2 yards per game, to just 124 yards rushing ... it was the Black Knights' second-lowest rushing output during the season (108 vs. Air Force) ... saw significant action at Temple where he was part of a Navy defense that held the Owls to just 182 yards of total offense, the fewest by an opponent on the year ... the 14 points by Temple are the fewest by the Owls in the series since losing to Navy 42-6 in Annapolis on Nov. 18, 2006 ... recorded a pair of solo tackles against East Carolina ... made his collegiate debut against SMU where he saw significant action and finished the contest with 4 tackles.

• **High School / Personal:** A 2021 graduate of Sierra Canyon High School in Chatsworth, Calif, Larry was a football letter winner ... also received six other offers, including Army and Air Force ... member of the National Honor Society ... father, Lawrence, was a four-year football letter winner as a defensive end / linebacker at USC (1995-98) ... attended the same high school as Bronnie James, son of LeBron James ... son of Lawrence and Julie Larry ... majoring in mathematics with economics.

LARRY'S CAREER STATS

Defense	Tkls	TFL-Yds	Sack-Yds	Int	PBU	FR	FF
2021	6	0-0	0-0	0	0	0	0
2022	19	1.0-3	0-0	2-3	2	0	0
TOTALS	25	1.0-3	0-0	2-3	2	0	0

SEASON HIGHS

Tackles	3 (3x; last at UCF, 11-19-22)
TFL	1 at SMU (10-14-22)
INT	1 (2x; last vs. Temple, 10-29-22)
PBU	2 vs. Tulsa (10-8-22)

CAREER HIGHS

Tackles	4 vs. SMU (10-9-21)
TFL	1 at SMU (10-14-22)
INT	1 (2x; last vs. Temple, 10-29-22)
PBU	2 vs. Tulsa (10-8-22)

GAME-BY-GAME

Game (Date)	U-A-TT	TFL-Yds	Sacks	Int	PBU	FF	FR	Blk
SMU (10-9-21)	2-2-4	0-0	0-0	0	0	0	0	0
at Memphis (10-14-21)	0-0-0	0-0	0-0	0	0	0	0	0
Cincinnati (10-23-21)	0-0-0	0-0	0-0	0	0	0	0	0
at Tulsa (10-29-21)	0-0-0	0-0	0-0	0	0	0	0	0
at Notre Dame (11-6-21)	0-0-0	0-0	0-0	0	0	0	0	0
East Carolina (11-20-21)	2-0-2	0-0	0-0	0	0	0	0	0
at Temple (11-27-21)	0-0-0	0-0	0-0	0	0	0	0	0
vs. Army (12-11-21)	0-0-0	0-0	0-0	0	0	0	0	0


PLAYER PROFILES

Delaware (9-3-22)	0-2-2	0-0	0-0	0	0	0	0	0
Memphis (9-10-22)	1-2-3	0-0	0-0	0	0	0	0	0
at East Carolina (9-24-22)	1-1-2	0-0	0-0	0	0	0	0	0
at Air Force (10-1-22)	2-0-2	0-0	0-0	0	0	0	0	0
Tulsa (10-8-22)	1-0-1	0-0	0-0	1-0	2	0	0	0
at SMU (10-14-22)	3-0-3	1-3	0-0	0	0	0	0	0
Houston (10-22-22)	0-1-1	0-0	0-0	0	0	0	0	0
Temple (10-29-22)	0-2-2	0-0	0-0	1-3	0	0	0	0
at Cincinnati (11-5-22)	0-0-0	0-0	0-0	0	0	0	0	0
vs. Notre Dame (11-12-22)	0-0-0	0-0	0-0	0	0	0	0	0
at UCF (11-19-22)	3-0-3	0-0	0-0	0	0	0	0	0

ALISTAIR LARSON

#61 | OFFENSIVE GUARD | SO. | 6-5 | 290
SILVER LAKE, OHIO | WOODRIDGE HS

- **At Navy:** Enters the fall third on the depth chart at guard.
- **2022:** Did not see any varsity action.
- **High School / Personal:** A 2022 graduate of Woodridge High School in Peninsula, Ohio, Larson was a two-sport athlete who earned letters in football (4) and wrestling (4) ... two-time All-State (Ohio) offensive lineman, who also garnered First-Team All-Ohio recognition ... two-time All-State wrestler, who was a region champion and the Conference Wrestler of the Year his senior year ... captain of both the football and wrestling teams his junior and senior years ... four-time Academic All-Ohio honoree ... also received offers from 6 other schools ... uncle, Scott Mader, is a graduate of Ohio State where he was a member of the hockey team (1984-85) ... son of Patrick Larson and Valerie Mader ... majoring in ocean engineering ... has a 3.16 grade point average.



TAI LAVATAI

#1 | QUARTERBACK | SR. | 6-2 | 221
ST. JOHNS, FLA. | CREEKSIDE HS

• 2022 POLYNESIAN COLLEGE FB PLAYER OF THE YEAR WATCH LIST

- **At Navy:** Enters the fall third on the depth chart at quarterback ... missed all of spring practice, as he continued to rehabilitate the knee he injured last year against Temple ... a starter in all 18 games in which he has played during his career (10 So // 8 Jr) ... has earned 2 varsity letters.
- **2022:** Played and started each of the first 8 games of the season before missing the remainder of the season with a knee injury (injured in the Temple game) ... rushed for 309 yards and 5 touchdowns on 115 carries (2.7 yds/carry, 38.6 yds/gm) and completed 42 of his 91 passes for 785 yards, 5 touchdowns and 3 interceptions ... also caught a 26-yard touchdown pass, the first of his career ... rushed for 12 yards on 5 carries and threw 1 pass before leaving the Temple game with 3:07 remaining in the opening quarter with a season-ending knee injury ... carried the ball 16 times for 30 yards, while completing 6 of his 13 passes for 125 yards and a touchdown against Houston ... threw a 52-yard touchdown strike to Jayden Umbarger, but also threw a pair of interceptions ... produced a career-high 120 rushing yards and a pair of touchdowns on a career-high 25 carries against SMU ... also completed 9 of his 21 passes for 138 yards and 2 touchdowns ... he is Navy's first 100-yard rusher and passer since Malcolm Perry rushed for 146 yards and passed for 107 yards at Houston (11-30-19) ... it was the fourth multiple touchdown game of his career and first of the season ... rattled off a season-long 19-yard run ... carried the ball 6 times for 12 yards, completed just 1 of his 6 passes for 9 yards and caught a 26-yard touchdown pass from Kai Puailoa-Rojas in the Mids' win over Tulsa ... it was his first-career reception and first-career receiving touchdown ... it was the first receiving touchdown by a Navy quarterback since then-slot back Malcolm Perry threw a 37-yard TD pass to Zach Abey against Tulane on Nov. 24, 2018 ... led Navy in rushing with 34 yards on 12 carries, including a 5-yard



touchdown run against Air force ... completed 11 of his 20 passes for 129 yards - the most completions (tied) of his career ... completed 7 of his 10 passes for a career-high 152 yards and a touchdown, while carrying the ball 15 times for 30 yards in Navy's double-overtime win at East Carolina ... threw a career-long 65-yard touchdown pass to Vincent Terrell Jr. ... it was the longest pass completion of his career ... carried the ball 18 times for 37 yards, including a 1-yard touchdown, while connecting on 3 of his 7 passes including a 62-yard touchdown pass to Anton Hall Jr. in the Mids' AAC opener against Memphis ... Navy's starter in the opener against Delaware where he rushed for 34 yards and a touchdown on 18 carries, while completing 5 of his 13 passes for 135 yards ... threw a 43-yard pass to Maquel Haywood, the second-longest completion of his career.

- **2021:** Started all 10 contests in which he played, closing out the season with 371 yards rushing (2.2 yds/carry, 37.1 yds/gm) and a team-best 7 touchdowns on a team-high 170 carries ... completed 34 of his 61 passing attempts (55.7) for 449 yards (44.9 yds/gm), 5 touchdowns and 2 interceptions ... led Navy in the win over Army with 62 yards and 2 touchdowns on 20 carries ... also completed 4 of his 6 passes for 82 yards, the second-most passing yards of his career ... carried the ball 11 times for 23 yards at Temple, while also completing 5 of his 11 passes for 57 yards and a 4-yard touchdown pass to Chance Warren ... completed all 4 of his passes for 37 yards and 2 touchdowns against East Carolina ... he is the first Navy quarterback to throw 2 touchdown passes in a game since Oct. 31, 2020, when Tyger Goslin threw TD passes to Jamale Carothers (62 yds) and Mychal Cooper (14) in a 51-37 loss at SMU ... also carried the ball 13 times for 51 yards ... carried the ball 9 times for -7 yards and failed to complete his only pass of the game against Notre Dame before leaving with 2:07 in the second quarter ... rushed for a career-high 64 yards on 18 carries at Tulsa ... scored his fifth touchdown of the season on a 1-yard run (11:25, 4Qtr), giving Navy its first lead of the game at 17-10 ... finished the game 0-for-3 passing, marking the first game in which he has played where he did not complete a pass (Navy's first since its 2019 game at UCF) ... completed 11 of his 15 passes for 116 yards and an interception against #2 Cincinnati ... rushed for 22 yards and a pair of touchdowns on 21 carries ... completed 3 of his 4 passes for 27 yards, including a 21-yard touchdown pass to Mychal Cooper at Memphis ... also rushed for 28 yards on 17 carries, including a long run of 16 yards ... completed 4 of his 7 passes for 64 yards and a touchdown against SMU ... also carried the ball 24 times for 53 yards ... the 24 carries are the most by a Navy player since Nelson Smith carried the ball 29 times against Memphis on Nov. 28, 2020 ... threw his first-career touchdown pass, a 37-yard strike to Kai Puailoa-Rojas to give Navy a 14-7 lead ... the touchdown was Navy's first passing touchdown by any player this season ... his 20-yard run on the second play of the third quarter (14:16) was the longest rush of his career ... returned to the starting lineup and directed the Midshipmen to victory against UCF ... carried the ball 21 times for 57 yards and a pair of touchdowns, while completing 2 of his 4 passes for 58 yards ... scored his first-career touchdown on a 7-yard run in the opening quarter and ran in a TD from 1-yard out in the fourth quarter ... threw a career-long 49-yard pass to Chance Warren ... sat out the Air Force and Houston games with an injury ... Navy's starting QB in its opener against Marshall, he completed 1 of his 6 passes for 8 yards and carried the ball a team-high tying 16 times for 18 yards including a long of 11 yards.
- **2020:** Did not see any varsity action.
- **High School / Personal:** A 2019 graduate of Creekside High School in St. Johns, Fla., Lavatai attended the Naval Academy Prep School during the 2019-20 academic year ... two-sport athlete who earned letters in baseball and football ... garnered All-County football honors as a senior ... two-year (2017, '18) football team captain ... brother, Toa, is a 2020 graduate of Valdosta State where he was a member of the football team ... son of Tafiele and Gina Lavatai ... majoring in mathematics with economics.

LAVATAI'S CAREER STATS

Rushing	Att	Yds	Avg	TD	Long	100-Yd	200-Yd
2020	-- DID NOT SEE ANY ACTION --						
2021	170	371	2.2	7	20	0	0
2022	115	309	2.7	5	19	1	0
TOTALS	285	680	2.4	12	20	1	0

Receiving	Rec	Yds	Avg	TD	Long	100-Yd
2020	-- DID NOT SEE ANY ACTION --					
2021	0	0	0.0	0	0	0
2022	1	26	26.0	1	26	0
TOTALS	1	26	26.0	1	26	0

PLAYER PROFILES

Passing	Cmp	Att	Pct	Yds	Int	TD	100-Yd
2020	-- DID NOT SEE ANY ACTION --						
2021	34	61	55.7	449	2	5	1
2022	42	91	46.2	787	3	5	5
TOTALS	76	152	50.0	1236	5	10	6

	SEASON HIGHS	CAREER HIGHS
Carries	25 at SMU (10-14-22)	25 at SMU (10-14-22)
Rush Yds	120 at SMU (10-14-22)	120 at SMU (10-14-22)
Rush TDs	2 at SMU (10-14-22)	2 (4x; last at SMU, 10-14-22)
Long Rush	19 at SMU (10-14-22)	20 vs. SMU (10-9-21)
Rec	1 vs. Tulsa (10-8-22)	1 vs. Tulsa (10-8-22)
Rec Yds	26 vs. Tulsa (10-8-22)	26 vs. Tulsa (10-8-22)
Rec TDs	1 vs. Tulsa (10-8-22)	1 vs. Tulsa (10-8-22)
Long Rec	26 vs. Tulsa (10-8-22)	26 vs. Tulsa (10-8-22)
Pass Comp	11 at Air Force (10-1-22)	11 (2x; last at Air Force, 10-1-22)
Pass Att	21 at SMU (10-14-22)	21 at SMU (10-14-22)
Pass Yds	152 at East Carolina (9-24-22)	152 at East Carolina (9-24-22)
Pass TDs	2 at SMU (10-14-22)	2 (2x; last at SMU, 10-14-22)
Long Pass	65 at East Carolina (9-24-22)	65 (td) at East Carolina (9-24-22)

GAME (DATE)	Rushing				Passing				
	Att	Yds	TD	Avg	Cmp	Att	Int	Yds	TD
Marshall (9-4-21)	16	18	0	1.1	1	6	1	8	0
UCF (10-2-21)	21	57	2	2.7	2	4	0	58	0
SMU (10-9-21)	24	53	0	2.2	4	7	0	37	1
at Memphis (10-14-21)	17	28	0	1.6	3	4	0	27	1
Cincinnati (10-23-21)	21	22	2	1.0	11	15	1	116	0
at Tulsa (10-29-21)	18	64	1	3.6	0	3	0	0	0
at Notre Dame (11-6-21)	9	(7)	0	(0.8)	0	1	0	0	0
East Carolina (11-20-21)	13	51	0	3.9	4	4	0	37	2
at Temple (11-27-21)	11	23	0	2.1	5	11	0	57	1
vs. Army (12-11-21)	20	62	2	3.1	4	6	0	82	0

Delaware (9-3-22)	18	34	1	1.9	5	13	0	135	0
Memphis (9-10-22)	18	37	1	2.1	3	7	0	99	1
at East Carolina (9-24-22)	15	30	0	2.0	7	10	0	152	1
at Air Force (10-1-22)	12	34	1	2.8	11	20	0	129	0
Tulsa (10-8-22)	6	12	0	2.0	1	6	0	9	0
at SMU (10-14-22)	25	120	2	4.8	9	21	1	138	2
Houston (10-22-22)	16	30	0	1.9	6	13	2	125	1
Temple (10-29-22)	5	12	0	2.4	0	1	0	0	0

XAVIER MCDONALD

#31 | STRIKER | SR. | 5-11 | 207
ST. PETERSBURG, FLA. | NORTHEAST HS

• 2022 JASON WITTEN COLLEGIATE MAN OF THE YEAR SEMIFINALIST

• **At Navy:** Enters the fall listed as a starter at striker ... has started 1 game during his career (1 So) ... oamong the 20 football players nationwide who were selected as semifinalists for the Jason Witten Collegiate Man of the Year Award ... the award is the first college football honor to focus primarily on a player's leadership, both on and off the field ... has earned 2 varsity letters.

• **2022:** A member of special teams, he appeared in 11 of the 12 games ... recorded his first tackle of the season at SMU and chipped in another against Notre Dame.

• **2021:** Saw action in 10 games and closed out the season with 11 tackles, including a half tackle for loss and a pass breakup ... part of a defense that held #2 Cincinnati to just 271 yards (95R, 176P), the fewest yards by the Bearcats since Nov. 17, 2019 vs. Temple (stretched 19 games) ... the 271 yards of total offense by Cincinnati were the second fewest by a Navy opponent on the year (225 by Air Force), while the 95-yard ground gain was the second-fewest rushing yards by an opponent this season



(80 by SMU) and the 176 yards passing also marked the second fewest by an opponent in 2021 (49 by Air Force) ... also held Cincinnati to 27 points, the second fewest by the Bearcats during the regular season (beat Notre Dame 24-13) ... the Bearcats came into the game averaging 43.5 points (No. 6 nationally) ... turned in a career-high 4 tackles, along with a half tackle for loss against SMU ... part of a defensive unit that held UCF scoreless in the fourth quarter and allowed Navy to rally from 13 points down to earn its first win of the season ... made his first-collegiate start in the Mids' road game at Houston where he recorded 3 tackles and had his first-career pass breakup ... pitched in a tackle against Air Force ... recorded the first-2 tackles of his career in the opener against Marshall.

• **2020:** Appeared in 3 games, including making his collegiate debut against Memphis as a member of Navy's punt return team ... also appeared against Tulsa and Army.

• **High School / Personal:** A 2019 graduate of Northeast High School in St. Petersburg, Fla. McDonald attended the Naval Academy Prep School during the 2019-20 academic year ... two-sport athlete who lettered in football (1) and track & field (1) ... garnered All-City and All-County football honors as a senior ... served as football team captain his senior year ... earned All-County track recognition in 2017 ... also received offers from Iowa State and Marshall ... cousin, Duran Lowe, was a member of the Wake Forest football team for three years before transferring to Valdosta State where he played his final season ... son of Clarence McDonald Jr. and Bonnie Martinez ... majoring in operations research.

MCDONALD'S CAREER STATS

Defense	Tkls	TFL-Yds	Sack-Yds	Int	PBU	FR	FF
2020	0	0-0	0-0	0	0	0	0
2021	11	0.5-0	0-0	0	1	0	0
2022	2	0-0	0-0	0	0	0	0
TOTALS	13	0.5-0	0-0	0	1	0	0

	SEASON HIGHS	CAREER HIGHS
Tackles	1 at SMU (10-14-22)	4 vs. SMU (10-9-21)
TFL	---	0.5 vs. SMU (10-9-21)
PBU	---	1 at Houston (9-25-21)

GAME-BY-GAME

Game (Date)	U-A-TT	TFL-Yds	Sacks	Int	PBU	FF	FR	Blk
Memphis (11-28-20)	0-0-0	0-0	0-0	0	0	0	0	0
Tulsa (12-5-20)	0-0-0	0-0	0-0	0	0	0	0	0
at Army (12-12-20)	0-0-0	0-0	0-0	0	0	0	0	0

Marshall (9-4-21)	0-2-2	0-0	0-0	0	0	0	0	0
Air Force (9-11-21)	0-1-1	0-0	0-0	0	0	0	0	0
at Houston (9-25-21)	2-1-3	0-0	0-0	0	1	0	0	0
UCF (10-2-21)	0-1-1	0-0	0-0	0	0	0	0	0
SMU (10-9-21)	2-2-4	0.5-0	0-0	0	0	0	0	0
at Memphis (10-14-21)	0-0-0	0-0	0-0	0	0	0	0	0
Cincinnati (10-21-21)	0-0-0	0-0	0-0	0	0	0	0	0
at Tulsa (10-29-21)	0-0-0	0-0	0-0	0	0	0	0	0
East Carolina (11-20-21)	0-0-0	0-0	0-0	0	0	0	0	0
at Temple (11-27-21)	0-0-0	0-0	0-0	0	0	0	0	0

Delaware (9-3-22)	0-0-0	0-0	0-0	0	0	0	0	0
Memphis (9-10-22)	0-0-0	0-0	0-0	0	0	0	0	0
at East Carolina (9-24-22)	0-0-0	0-0	0-0	0	0	0	0	0
at Air Force (10-1-22)	0-0-0	0-0	0-0	0	0	0	0	0
Tulsa (10-8-22)	0-0-0	0-0	0-0	0	0	0	0	0
at SMU (10-14-22)	1-0-1	0-0	0-0	0	0	0	0	0
Houston (10-22-22)	0-0-0	0-0	0-0	0	0	0	0	0
Temple (10-29-22)	0-0-0	0-0	0-0	0	0	0	0	0
at Cincinnati (11-5-22)	0-0-0	0-0	0-0	0	0	0	0	0
vs. Notre Dame (11-12-22)	0-1-1	0-0	0-0	0	0	0	0	0
vs. Army (12-10-22)	0-0-0	0-0	0-0	0	0	0	0	0




PLAYER PROFILES

CONNOR MCMAHON

#59 | OFFENSIVE TACKLE | JR. | 6-3 | 279
CANONSBURG, PA. | CANON-MCMILLAN HS


- **At Navy:** Enters the fall listed as the starter at left tackle ... has started 10 games during his career (10 So) ... has earned 1 varsity letter.
- **2022:** A starter in 10 of the 11 games in which he played, including making his collegiate debut in the Mids' AAC opener against Memphis ... part of an offensive line that allowed Navy to rush for 248 yards, the most UCF allowed on the ground in 2022 ... part of an offensive unit that rattled off 363 yards of total offense against Notre Dame, the most against the Irish since its 368 yards on Nov. 5, 2016 ... Navy's 108 yards passing were the most against the Irish since its 118 on Nov. 1, 2014 ... Navy's 32 points were the most it has scored in the series since dropping a 49-39 contest to Notre Dame on Nov. 1, 2014 ... helped Navy amass 510 yards of total offense (372R / 138P) against SMU, the Mids' first 500-yard game since Nov. 30, 2019 against Houston (447R / 107P / 554) ... it also marked the second-consecutive game Navy has rushed for 300-plus yards, the first time accomplishing that feat since 2019 when Navy did it the final 4 games ... Navy also recorded 32 first downs against SMU, the first time the Mids have had 30 first downs since Sept. 23, 2017 against Cincinnati (31) ... Navy had 101 plays against the Mustangs, the most since its 106 plays at Toledo (10-29-2013) ... part of an offensive line that allowed Navy to rush for 455 yards in the win over Tulsa ... it was the first time the Mids rushed for 400 yards since Nov. 30, 2019, when Navy rushed for 447 yards at Houston ... the 455 yards rushing are the 25th most in program history and the most since the Mids rushed for 484 against Lehigh on Sept. 15, 2018 ... the 490 yards (455R / 35P) of total offense against Tulsa marked the most by Navy since recording 554 yards (447R / 107P) at Houston on Nov. 30, 2019 ... Navy's 53 points are the most since defeating Houston 56-41 on Nov. 30, 2019 and ironically matched the number of points Navy had scored in its first-four games combined (7 vs. Delaware, 13 vs. Memphis, 23 vs. East Carolina, 10 vs. Air Force) ... earned his first-collegiate start in Navy's double-overtime win at East Carolina.
- **2021:** Did not see any varsity action.
- **High School / Personal:** A 2021 graduate of Canon-McMillan High School in Canonsburg, Pa., McMahon was a three-sport athlete who earned letters in basketball (1), football (4) and swimming (1) ... a two-time (2019, '20) Class 6A All-Western Pennsylvania Interscholastic Athletic League selection in football, who earned All-State (Pa.) recognition his senior year ... served as football team captain as a senior ... also received an offer from Air Force ... member of the National and Spanish Honor Societies ... father, Eric, is a graduate of Kent State where he was a member of the football team (DE) ... mother, Jennifer, is a graduate of Youngstown State where she was a member of the softball team ... son of Eric and Jennifer McMahon ... majoring in operations research ... carries a 3.49 grade-point average.



JOHN MEAGHER

#80 | WIDE RECEIVER | SR. | 6-1 | 197
OXFORD, MISS. | OXFORD HS

- **At Navy:** Enters the fall looking to contribute on special teams.
- **2022:** Did not see any varsity action.
- **2021:** Did not see any varsity action.
- **2020:** Did not see any varsity action.
- **High School / Personal:** A 2020 graduate of Oxford High School in Oxford, Miss., Meagher was a two-sport athlete who earned letters in football (3) and track & field (1) ... two-time (2018, '19) All-Area and All-Region selection ... named the 2019 Region 1-6A Offensive MVP ... led the football team to the 2019 Mississippi Class 6A Championship behind a 14-1 record, winning 13 consecutive games including a 31-21 victory over Oak Grove in the title game ... served as football team captain his junior and senior years ... also received an offer from Army ... high school teammate of fellow Navy football senior defensive tackle Clay Cromwell ... father, Patrick, is a 1991 graduate of the Naval Academy and was a member of the football team ... brother, Conrey, is a 2018 graduate of the Naval Academy and was a




member of the football team ... grandfather, Patrick Meagher Sr., played football at Auburn and was a member of the 1957 National Championship team ... great grandfather, Jack Meagher, played football for Notre Dame and was the head football coach at Auburn from 1934-42 where he led the Tigers to a 48-37-10 record ... son of Patrick and Keri Meagher ... majoring in operations research ... carries a 3.82 grade point average.

LUKE MOLDEN

#76 | OFFENSIVE TACKLE | SO. | 6-4 | 262
NEWTOWN, PA. | COUNCIL ROCK NORTH HS

- **At Navy:** Enters the fall third on the depth chart at right tackle.
- **2022:** Did not see any varsity action.
- **High School / Personal:** A 2021 graduate of Council Rock North High School in Newtown, Pa., Molden attended the Naval Academy Prep School during the 2021-22 academic year ... two-year football letter winner, he was named 2020 Suburban One (6A) First-Team All-League (offensive line) and Second-Team All-League (defensive line) ... served as team captain his senior year ... among the 2020 Mini Maxwell Football Award winners for the state of Pennsylvania ... member of the National Honor Society ... also received offers from 5 other schools ... son of Erik and Stephanie Molden and Joseph and Kimberly Pavlow ... majoring in history.



MARCUS MOORE

#2 | FREE SAFETY | SR. | 6-0 | 191
HOUSTON, TEXAS | WESTFIELD HS

- **At Navy:** Enters the fall second on the depth chart ... has started 1 game over his career (1 So) ... has earned 2 varsity letters.
- **2022:** Appeared in 7 games where he made a combined 7 tackles, including a half tackle for loss, and broke up 2 passes ... Navy's defense held Temple to just 20 yards rushing, the fourth fewest in the Niumatalolo era and the third time in 2022 Navy has held an opponent to 25 or fewer yards rushing (13 by Delaware, 25 by Tulsa) ... despite Temple allowing just 4 sacks all year, Navy sacked the Owls 4 times ... Navy's defense also forced Temple to punt 7 times, tying (Delaware) for the most by an opponent in 2022 ... chipped in a pair of tackles in the win over Temple ... broke up a pass, the second of his career, against Houston ... made a big stop late in the game against East Carolina, breaking up a pass ... it was the first pass breakup of his career ... contributed a pair of tackles in the Mids' AAC opener against Memphis ... part of a defense that produced 12 tackles for loss and 5 sacks in the opener against Delaware ... the 12 TFLs were the most by the Mids since recording 12 against Rice on Oct. 22, 2005, while the 5 sacks were the most since their 5 against USF on Oct. 19, 2019 ... turned in 3 tackles and was credited with a half tackle for loss in the Mids' loss to the Fightin' Blue Hens.
- **2021:** Saw action in 4 contests and closed out the season with 9 tackles ... recorded a pair of tackles at Memphis ... not only made his collegiate debut in the win over UCF, but also earned his first starting nod ... turned in 7 tackles, including 4 solo stops.
- **2020:** Did not see any varsity action.
- **High School / Personal:** A 2020 graduate of Westfield High School in Houston, Texas, Moore Jr. was a four-sport athlete who earned letters in baseball (2), basketball (1), football (3) and track & field (3) ... 2019 Second-Team Texas Sports Writers Association Class 6A All-State selection ... two-time (2018, '19) All-District and All-Academic football honoree ... 2019 Houston Touchdown Club Scholar-Athlete of the Year ... served as football team captain his senior year ... led the football team to the county (11-1) title in 2017, the city (13-1) championship in 2018 and the region (12-2) crown in 2019 ... member of the National Honor Society ... 9 FBS and FCS offers, including Army and Air Force ... son of Marcus Sr. and Kashawana Moore ... majoring in political science.



MOORE'S CAREER STATS

Defense	Tkls	TFL-Yds	Sack-Yds	Int	PBU	FR	FF
2020		-- DID NOT SEE ANY ACTION --					
2021	9	0-0	0-0	0	0	0	0
2022	7	0.5-2	0-0	0	2	0	0
TOTALS	13	0.5-2	0-0	0	2	0	0

	SEASON HIGHS	CAREER HIGHS
Tackles	3 vs. Delaware (9-3-22)	7 vs. UCF (10-2-21)
TFL	0.5 vs. Delaware (9-3-22)	0.5 vs. Delaware (9-3-22)
PBU	1 (2x; last vs. Houston, 10-22-22)	1 (2x; last vs. Houston, 10-22-22)


GAME-BY-GAME

Game (Date)	U-A-TT	TFL-Yds	Sacks	Int	PBU	FF	FR	Blk
UCF (10-2-21)	4-3-7	0-0	0-0	0	0	0	0	0
SMU (10-9-21)	0-0-0	0-0	0-0	0	0	0	0	0
at Memphis (10-14-21)	1-1-2	0-0	0-0	0	0	0	0	0
at Temple (11-27-21)	0-0-0	0-0	0-0	0	0	0	0	0
Delaware (9-3-22)	1-2-3	0.5-2	0-0	0	0	0	0	0
Memphis (9-10-22)	1-1-2	0-0	0-0	0	0	0	0	0
at East Carolina (9-24-22)	0-0-0	0-0	0-0	0	1	0	0	0
Tulsa (10-8-22)	0-0-0	0-0	0-0	0	0	0	0	0
at SMU (10-14-22)	0-0-0	0-0	0-0	0	0	0	0	0
Houston (10-22-22)	0-0-0	0-0	0-0	0	1	0	0	0
Temple (10-29-22)	0-2-2	0-0	0-0	0	0	0	0	0

DECLAN MORIARTY

#60 | OFFENSIVE GUARD | JR. | 6-3 | 287
WEST BARNSTABLE, MASS. | BARNSTABLE HS

- **At Navy:** Enters the fall third on the depth chart at right guard.
- **2022:** Did not see any varsity action.
- **2021:** Did not see any varsity action.
- **High School / Personal:** A 2020 graduate of Barnstable High School in Hyannis, Mass., Moriarty attended the Naval Academy Prep School during the 2020-21 academic year ... three-year football letter winner, who was named a 2019 Cape and Island's League All-Star and a 2018 Old Colony League All-Star ... served as football team captain his senior year ... did not start playing football until he was in eighth grade ... member of the National Honor Society ... father, Michael, is a graduate of Fitchburg State where he was a member of the baseball and basketball teams ... cousin, Griffin Burke, is a 2021 graduate of Harvard where he was a member of the football team (DL) ... cousin, James Burke, is a 2017 graduate of Middlebury where he was a member of the football team (WR) ... son of Michael and Heather Moriarty ... majoring in quantitative economics.



LIRION MURTEZI

#68 | CENTER | SR. | 6-3 | 315 | CO-CAPTAIN
PITTSBURGH, PA. | NORTH HILLS HS

- **At Navy:** Elected co-captain along with Will Harbour by their teammates ... being named a team captain at the Naval Academy is one of the greatest honors a student-athlete can receive ... has the honor of wearing No. 68 this year in memory of David Forney (previously wore No. 73) ... enters the fall listed as a starter at center ... has the positional flexibility to play guard as well ... a starter in 9 games over his career (3 So // 6 Jr) ... has earned 2 varsity letters.
- **2022:** A starter in 6 of the 12 games in which he played ... saw limited action as a member of special teams (PAT/FG) in the first-four contests while recovering from injury, he



PLAYER PROFILES

settled in at center for the Tulsa game ... made his first of 6-consecutive starts in the home game against Houston ... part of an offensive line that allowed Navy to rush for 248 yards, the most UCF has allowed on the ground in 2022 ... part of an offensive unit that rattled off 363 yards of total offense against Notre Dame, the most against the Irish since its 368 yards on Nov. 5, 2016 ... Navy's 108 yards passing were the most against the Irish since its 118 on Nov. 1, 2014 ... Navy's 32 points were the most it has scored in the series since dropping a 49-39 contest to Notre Dame on Nov. 1, 2014 ... helped Navy amass 510 yards of total offense (372R / 138P) against SMU, the Mids' first 500-yard game since Nov. 30, 2019 against Houston (447R / 107P / 554) ... it also marked the second-consecutive game Navy has rushed for 300-plus yards, the first time accomplishing that feat since 2019 when Navy did it the final 4 games ... Navy also recorded 32 first downs against SMU, the first time the Mids have had 30 first downs since Sept. 23, 2017 against Cincinnati (31) ... Navy had 101 plays against the Mustangs, the most since its 106 plays at Toledo (10-29-2013) ... part of an offensive line that allowed Navy to rush for 455 yards in the win over Tulsa ... it was the first time the Mids rushed for 400 yards since Nov. 30, 2019, when Navy rushed for 447 yards at Houston ... the 455 yards rushing are the 25th most in program history and the most since the Mids rushed for 484 against Lehigh on Sept. 15, 2018 ... the 490 yards (455R / 35P) of total offense against Tulsa marked the most by Navy since recording 554 yards (447R / 107P) at Houston on Nov. 30, 2019 ... Navy's 53 points are the most since defeating Houston 56-41 on Nov. 30, 2019 and ironically matched the number of points Navy had scored in its first-four games combined (7 vs. Delaware, 13 vs. Memphis, 23 vs. East Carolina, 10 vs. Air Force).

- **2021:** A member of special teams (punt, PAT/FG), he saw action in all 12 games including making his collegiate debut in the opener against Marshall ... a starter in each of the last 3 games in which he played, he made his first-collegiate start in the Mids' win at Tulsa ... suffered a season-ending injury against East Carolina ... part of an offensive line that paved the way for Carlino Acie to rush for 155 yards against East Carolina, the most by a Navy slot back since Shun White's remarkable 348-yard game against Towson on Aug. 30, 2008 ... it also allowed Acie to score a 90-yard touchdown, the fifth-longest run in program history and the longest run since Malcolm Perry's 92-yarder against SMU on Nov. 11, 2017.

- **2020:** Did not see any varsity action.

- **High School / Personal:** A 2019 graduate of North Hills High School in Pittsburgh, Pa., Murtezi attended the Naval Academy Prep School during the 2019-20 academic year ... three-sport athlete who lettered in basketball (2), football (4) and track & field (4) ... 2018 Pennsylvania Football Writers Class 5A First-Team All-State selection, as well as First-Team Big 56 All-Conference ... selected to play in the 2019 PSFCA Big 33 Football Classic between all-star teams from Pennsylvania and Maryland ... served as football team captain his junior and senior years ... high school classmate, Tyler Brennan, is a senior on the Army football team ... born and raised in Kosovo ... son of Ismet and Fatime Murtezi ... majoring in political science.

KROY MYERS


#0 | WIDE RECEIVER | JR. | 5-11 | 184
WALDORF, MD. | NORTH POINT HS

- **At Navy:** Enters the fall listed as a starter at wide receiver ... has earned 1 varsity letter.

- **2022:** Appeared in 11 games of the 12 games, including making his collegiate debut in the Mids' opener against Delaware ... part of an offensive unit that rattled off 363 yards of total offense against Notre Dame, the most against the Irish since its 368 yards on Nov. 5, 2016 ... Navy's 108 yards passing were the most against the Irish since its 118 on Nov. 1, 2014 ... Navy's 32 points were the most it has scored in the series since dropping a 49-39 contest to Notre Dame on Nov. 1, 2014 ... made his first-career catch, a 12-yarder from Tai Lavatai, against Houston.

- **2021:** Did not see any varsity action.

- **High School / Personal:** A 2021 graduate of North Point High School in Waldorf, Md., Myers was a two-sport athlete who earned letters in football and track & field ... garnered first-team all-county and second-team all-conference recognition in football his senior year ... led North Point HS to the region title his junior year ... won the 2021 state title in the 100-meter dash ... member of the school-record holding 4x400 team that claimed the state championship in 2019 ... high school teammate of Navy sophomore quarterback Tedros Gleaton ... son of Brian Silver and Melvina Myers ... majoring in English.



MYERS' CAREER STATS

Rushing	Att	Yds	Avg	TD	Long	100-Yd
2021			-- DID NOT SEE ANY ACTION --			
2022	0	0	0.0	0	0	0
TOTALS	0	0	0.0	0	0	0

Receiving	Rec	Yds	Avg	TD	Long	100-Yd
2021			-- DID NOT SEE ANY ACTION --			
2022	1	12	12.0	0	12	0
TOTALS	1	12	12.0	0	12	0

SEASON HIGHS

Rec	1 vs. Houston (10-22-22)	CAREER HIGHS	1 vs. Houston (10-22-22)
Rec Yds	12 vs. Houston (10-22-22)	Rec Yds	12 vs. Houston (10-22-22)
Long Rec	12 vs. Houston (10-22-22)	Long Rec	12 vs. Houston (10-22-22)

GAME-BY-GAME

Game (Date)	Rushing				Receiving			
	Att	Yds	TD	Avg	Att	Yds	TD	Avg
Delaware (9-3-22)	0	0	0	0.0	0	0	0	0.0
Memphis (9-10-22)	0	0	0	0.0	0	0	0	0.0
at East Carolina (9-24-22)	0	0	0	0.0	0	0	0	0.0
at Air Force (10-1-22)	0	0	0	0.0	0	0	0	0.0
Tulsa (10-8-22)	0	0	0	0.0	0	0	0	0.0
at SMU (10-14-22)	0	0	0	0.0	0	0	0	0.0
Houston (10-22-22)	0	0	0	0.0	1	12	0	12.0
at Cincinnati (10-5-22)	0	0	0	0.0	0	0	0	0.0
vs. Notre Dame (10-12-22)	0	0	0	0.0	0	0	0	0.0
at UCF (10-19-22)	0	0	0	0.0	0	0	0	0.0
vs. Army (12-10-22)	0	0	0	0.0	0	0	0	0.0

TYLER NARAYAN

#99 | DEFENSIVE TACKLE | SO. | 6-1 | 250
IRVINE, CALIF. | MATER DEI HS

- **At Navy:** Enters the fall second on the depth chart at defensive tackle.

- **2022:** Did not see any varsity action.


- **High School / Personal:** A 2021 graduate of Mater Dei High School in Santa Ana, Calif., Narayan attended the Naval Academy Prep School during the 2021-22 academic year ... four-year football letter winner ... garnered Second-Team All-State (Calif.) and First-Team All-Trinity League his junior year ... during his four years playing at Mater Dei HS, he won four (2017-18-19-20) Trinity League titles, three (2017-18-20) CIF Southern Section titles, three (2017-18-20) California State Championships and three (2017-18-20) National Championships ... served as team captain his senior year ... also received offers from 8 other schools, including Army, Air Force and Colorado State ... father, Ash, is a graduate of Valparaiso where he was a member of the baseball team ... son of Ash and Amy Narayan ... majoring in history.



COLIN O'CONNOR

#81 | WIDE RECEIVER | SR. | 6-1 | 208
GREAT FALLS, VA. | GONZAGA COLLEGE HS

- **At Navy:** Enters the fall battling for playing time on special teams ... moved to wide receiver in the spring from striker.
- **2022:** Did not see any varsity action.
- **2021:** Saw action in each of the first-4 contests, including making his collegiate debut in the opener against Marshall ... recorded the first tackles of his career with a 3-stop performance against Air Force.
- **2020:** Did not see any varsity action.
- **High School / Personal:** A 2020 graduate of Gonzaga College High School in Washington, D.C., O'Connor was a three-sport athlete who earned letters in football (3) and also played basketball and lacrosse ... garnered 2019 All-Washington Catholic Athletic Conference honors ... led the football team to the 2018 WCAC title ... received 9 FBS and FCS offers, including Army and Air Force ... high school teammate of former Navy football player John Marshall ... helped start the Entrepreneur Club at Gonzaga ... son of Patrick and Eileen O'Connor ... majoring in quantitative economics.



PEELE'S CAREER STATISTICS

Defense	Tkls	TFL-Yds	Sack-Yds	Int	PBU	FR	FF
2021							
-- DID NOT SEE ANY ACTION --							
2022	14	3.0-11	1.0-8	1-0	3	0	0
TOTALS	14	3.0-11	1.0-8	1-0	3	0	0

	SEASON HIGHS	CAREER HIGHS
Tackles	7 at Cincinnati (11-5-22)	7 at Cincinnati (11-5-22)
TFL	1 (3x: last vs. Notre Dame, 11-12-22)	1 (3x: last vs. Notre Dame, 11-12-22)
Sacks	1 vs. Temple (10-29-22)	1 vs. Temple (10-29-22)
INT	1 vs. Temple (10-29-22)	1 vs. Temple (10-29-22)
PBU	2 vs. Temple (10-29-22)	2 vs. Temple (10-29-22)



GAME-BY-GAME

Game (Date)	U-A-TT	TFL-Yds	Sacks	Int	PBU	FF	FR	Blk
Delaware (9-3-22)	0-0-0	0-0	0-0	0-0	0	0	0	0
Memphis (9-10-22)	0-0-0	0-0	0-0	0-0	0	0	0	0
Temple (10-29-22)	1-0-1	1-8	1-8	1-0	2	0	0	0
at Cincinnati (11-5-22)	4-3-7	1-2	0-0	0	1	0	0	0
vs. Notre Dame (11-12-22)	4-2-6	1-1	0-0	0	0	0	0	0

JOSHUA PENA

#71 | OFFENSIVE GUARD | SR. | 6-2 | 278
QUEEN CREEK, ARIZ. | CHANDLER HS

- **At Navy:** Enters the fall projected to be the starter at right guard ... a starter in 20 games over his career (9 So // 11 Jr) ... has earned 2 varsity letters.
- **2022:** A veteran member of the Mids' offensive line, he started 11 of the 12 games in which he played ... part of an offensive line that allowed Navy to rush for 248 yards, the most UCF has allowed this season on the ground ... part of an offensive unit that rattled off 363 yards of total offense against Notre Dame, the most against the Irish since its 368 yards on Nov. 5, 2016 ... Navy's 108 yards passing were the most against the Irish since its 118 on Nov. 1, 2014 ... Navy's 32 points were the most it has scored in the series since dropping a 49-39 contest to Notre Dame on Nov. 1, 2014 ... helped Navy amass 510 yards of total offense (372R / 138P) against SMU, the Mids' first 500-yard game since Nov. 30, 2019 against Houston (447R / 107P / 554) ... it also marked the second-consecutive game Navy has rushed for 300-plus yards, the first time accomplishing that feat since 2019 when Navy did it the final 4 games ... Navy also recorded 32 first downs against SMU, the first time the Mids have had 30 first downs since Sept. 23, 2017 against Cincinnati (31) ... Navy had 101 plays against the Mustangs, the most since its 106 plays at Toledo (10-29-2013) ... part of an offensive line that allowed Navy to rush for 455 yards in the win over Tulsa ... it was the first time the Mids rushed for 400 yards since Nov. 30, 2019, when Navy rushed for 447 yards at Houston ... the 455 yards rushing are the 25th most in program history and the most since the Mids rushed for 484 against Lehigh on Sept. 15, 2018 ... the 490 yards (455R / 35P) of total offense against Tulsa marked the most by Navy since recording 554 yards (447R / 107P) at Houston on Nov. 30, 2019 ... Navy's 53 points are the most since defeating Houston 56-41 on Nov. 30, 2019 and ironically matched the number of points Navy had scored in its first-four games combined (7 vs. Delaware, 13 vs. Memphis, 23 vs. East Carolina, 10 vs. Air Force).
- **2021:** A starter on the offensive line in all 9 games in which he played ... sat out the final 3 contests of the season with an injury ... member of an offensive line that paved the way for a 406-326 advantage in total offense against UCF ... it marked the first time since Oct. 31, 2020 against SMU that Navy has topped 400 yards of total offense ... the 348 yards rushing were the the most by Navy since gaining 395 yards on the ground against Army in 2019 ... after coming into the game just 5-for-10 in red zone scoring, Navy went 5-for-5 against UCF ... the Mids' 26 first downs against the Knights were the most since recording 27 against SMU in 2020 ... one of three offensive linemen who made their first-collegiate start in the opener against Marshall ... allowed the Mids to rush for 337 yards in the opener against the Thundering Herd, the most since gaining 395 yards on the ground against Army in 2019.
- **2020:** Did not see any varsity action.
- **High School / Personal:** A 2019 graduate of Chandler High School in Chandler, Ariz.,



DASHAUN PEELE

#20 | CORNERBACK | JR. | 5-11 | 197
NORFOLK, VA. | MAURY HS

- **At Navy:** Enters the fall second on the depth chart at cornerback ... did not participate in spring drills due to an injury suffered in the Notre Dame game, but is expected to be back and ready for fall camp ... forced into action last year due to injuries and proved he was one of Navy's best defensive backs ... a starter in 1 game over his career (1 So) ... has earned 1 varsity letter.
- **2022:** A starter in 1 of the 5 games in which he played, including making his collegiate debut in the Mids' opener against Delaware ... made his first-collegiate start in the Mids' game against Notre Dame where he recorded 6 tackles and posted a tackle for loss for the third-consecutive game before suffering a season-ending injury ... part of a defensive unit that did not surrender a point in the second half against Notre Dame, marking the first time it has held a team scoreless in the second half since the 2021 Army game ... Notre Dame mustered just 66 yards rushing, the fewest by the Irish in the series since they rushed for 60 yards on Nov. 7, 2009 ... Navy held the Irish to just 12 yards in the second half (-23 R, 35 P) ... the Mids recorded a season-high tying 5 sacks (1.5 Colin Ramos, 1.5 John Marshall, 1 Rayuan Lane III, 0.5 Nicholas Straw, 0.5 Clay Cromwell) ... recorded a career-high 7 tackles, including a tackle for loss at Cincinnati ... also broke up a pass ... played the game of his career in the Mids' victory over Temple where he intercepted QB E.J. Warner's pass in the end zone in overtime to secure the Navy win ... also sacked Warner for a loss of 8 yards and broke up 2 passes ... Navy's defense held Temple to just 20 yards rushing, the fourth fewest in the Niumatalolo era and the third time in 2022 Navy held an opponent to 25 or fewer yards rushing (13 by Delaware, 25 by Tulsa) ... despite Temple allowing just 4 sacks all year, Navy sacked the Owls 4 times (Tyler Fletcher, John Marshall, Dashaun Peele, Jacob Busic) ... Navy's defense also forced Temple to punt 7 times, tying (Delaware) for the most by an opponent in 2022.
- **2021:** Did not see any varsity action.
- **High School / Personal:** A 2020 graduate of Maury High School in Norfolk, Va., Peele attended the Naval Academy Prep School during the 2020-21 academic year ... a three-year football letter winner who was a 2019 All-Tidewater selection and a First-Team Virginia High School League Class 5-A All-State (Va.) selection as a defensive back in 2019 ... led Maury HS to the 2019 VHSL Class 5A State Football crown, the program's first since 1939 ... it defeated Stone Bridge 28-21 to cap the Commodores' perfect 15-0 season ... also received offers from 8 other schools, including Army, Charlotte and Old Dominion ... son of Marcus Whickum and Denita Peele-Whickum ... majoring in political science.

PLAYER PROFILES

Pena attended the Naval Academy Prep School during the 2019-20 academic year ... three-year football letter winner ... 2017 Arizona Class 6A All-State and First-Team All-Region selection ... two-time (2017, '18) American Family Insurance Honorable Mention ALL-USA Arizona selection ... led Chandler HS to three-consecutive (2016, '17, '18) Class 6A Arizona State Championships ... member of the National Honor Society ... received 7 offers, including Army, Air Force, Memphis, Utah State and New Mexico State ... son of Ronald and Pam Pena ... majoring in operations research ... has a 3.20 grade-point average.

JAMES PERKINS

#41 | RAIDER | SO. | 6-2 | 225
PINSON, ALA. | PINSON VALLEY HS

- **At Navy:** Enters the fall second on the depth chart at raider.
- **2022:** Did not see any varsity action.
- **High School / Personal:** A 2021 graduate of Pinson Valley High School in Pinson, Ala., Perkins attended the Naval Academy Prep School during the 2021-22 academic year ... member of Pinson Valley HS teams that won state titles in 2017, '18 and '21 ... previously committed to Air Force, he also received offers from 8 other schools ... son of James Sr. and Morteasha Perkins ... majoring in English.



MATTHEW PETERS

#8 | CORNERBACK | SR. | 6-2 | 183
FLORALA, ALA. | CAIRO HS

- **At Navy:** Enters the fall third on the depth chart at corner ... has earned 1 varsity letter.
- **2022:** Appeared in each of the last 9 contests, including making his collegiate debut as a member of special teams at Air Force ... Navy's defense held Army, the second-leading rushing team in the country (304.4 yds/gm), to just 125 yards on the ground and 153 yards of total offense (avg 385.5 yds/gm) for the entire game ... Navy held the Black Knights without an offensive touchdown until overtime ... recorded a pair of tackles against Army, including a tackle for a loss of 25 yards after the ball was snapped over the QB's head and bobbled around by multiple players on both sides ... also recorded his first-career pass breakup ... part of a defensive unit that did not surrender a point in the second half against Notre Dame, marking the first time it has held a team scoreless in the second half since the 2021 Army game ... Notre Dame mustered just 66 yards rushing, the fewest by the Irish in the series since they rushed for 60 yards on Nov. 7, 2009 ... Navy held the Irish to just 12 yards in the second half (-23 R, 35 P) ... the Mids recorded a season-high tying 5 sacks against Notre Dame ... recorded the first 2 tackles of his career in the Mids' win over Tulsa.
- **2021:** Did not see any varsity action.
- **2020:** Did not see any varsity action.
- **High School / Personal:** A 2020 graduate of Cairo High School in Cairo, Ga., Peters was a two-sport athlete who earned letters in football (3) and track & field (2) ... 2019 Honorable Mention All-State (Ga.) and First-Team 1AAAA football selection ... 2019 Semper Fidelis All-American ... named the 2018 1AAAA Athlete of the Year ... named the 2019-20 Cairo High School Senior Class Athlete of the Year ... recipient of the 2019 Wayne Tootle Award for athletic achievement and student leadership ... served as football team captain his senior year ... Cairo HS won the 2018 region title, while finishing as the runner-up in 2017 and '19 ... served as Senior Class President and was a member of the Cairo HS Youth Council ... member of the National Honor Society and Key Club ... recipient of the George Certificate of Merit Award ... honored his Florala youth football teammate Jade "Bubba" Jones who was shot and killed in 2016 by wearing Jones' number during spring ball throughout high school ... after attending Crestview High School in Crestview, Florida the fall semester of his freshman year, he and his mother moved to Georgia so he could play football at Cairo HS ... also received offers from Army and Air Force ... cousin, Tyler Hughes, a graduate of The Citadel, is a Lt. Col. in the Air Force ... son of Robert and Quanz Peters ... majoring in English.



PETERS' CAREER STATISTICS

Defense	Tkls	TFL-Yds	Sack-Yds	Int	PBU	FR	FF
2020		--	DID NOT SEE ANY ACTION	--			
2021		--	DID NOT SEE ANY ACTION	--			
2022	4	1-25	0-0	0	1	0	0
TOTALS	4	1-25	0-0	0	1	0	0

	SEASON HIGHS	CAREER HIGHS
Tackles	2 (2x; last vs. Army, 12-10-22)	2 (2x; last vs. Army, 12-10-22)
TFL	1 vs. Army (12-10-22)	1 vs. Army (12-10-22)
PBU	1 vs. Army (12-10-22)	1 vs. Army (12-10-22)


GAME-BY-GAME

Game (Date)	U-A-TT	TFL-Yds	Sacks	Int	PBU	FF	FR	Blk
at Air Force (10-1-22)	0-0-0	0-0	0-0	0-0	0	0	0	0
Tulsa (10-8-22)	1-1-2	0-0	0-0	0-0	0	0	0	0
at SMU (10-14-22)	0-0-0	0-0	0-0	0-0	0	0	0	0
Houston (10-22-22)	0-0-0	0-0	0-0	0-0	0	0	0	0
Temple (10-29-22)	0-0-0	0-0	0-0	0-0	0	0	0	0
at Cincinnati (11-5-22)	0-0-0	0-0	0-0	0-0	0	0	0	0
vs. Notre Dame (11-21-22)	0-0-0	0-0	0-0	0-0	0	0	0	0
at UCF (11-19-22)	0-0-0	0-0	0-0	0-0	0	0	0	0
vs. Army (12-10-22)	2-0-2	1-25	0-0	0	1	0	0	0

MIKE PETROF

#74 | CENTER | SR. | 6-2 | 269
LIGONIER, PA. | LIGONIER VALLEY HS


- **At Navy:** Enters the fall third on the depth chart at center.
- **2022:** Did not see any varsity action.
- **2021:** Did not see any varsity action.
- **2020:** Did not see any varsity action.
- **High School / Personal:** A 2020 graduate of Ligonier Valley High School in Ligonier, Pa., Petrof was a two-sport athlete who earned letters in baseball (2) and football (4) ... two-time (2018, '19) All-State (Pa.) and All-Heritage Conference football selection ... four-time All-Area selection ... selected to play in the Big 33 Football Classic that was due to play a Maryland all-star squad in May, however the COVID-19 pandemic forced the cancelation of the game ... football team won back-to-back Heritage Conference and District 6 Class AA titles in 2016 and '17 and was the district runner-up in 2018 and '19 ... his high school put together a 51-4 record during his four seasons and included a 37-game winning streak ... baseball team claimed the conference crown in 2019 ... member of the National Honor Society and German National Honor Society ... received 20 FBS and FCS offers, including Air Force ... father, Karl, attended Waynesburg University where he was a member of the football team (1988-91) ... sister, Lexie, played softball at Akron ... son of Karl and Anne Petrof ... majoring in history.



LUKE PIRRIS

#35 | RAIDER | SO. | 6-4 | 210
PONTE VEDRA BEACH, FLA. | PONTE VEDRA HS

- **At Navy:** Enters the fall third on the depth chart at raider.
- **2022:** Made his collegiate debut against Tulsa, playing 1 play.
- **High School / Personal:** A 2022 graduate of Ponte Vedra High School in Ponte Vedra Beach, Fla., Pirris was a two-sport athlete who earned letters in basketball and football ... garnered All-State (Fla.) football recognition as a junior and senior ... served as football team captain his senior year ... one of five basketball players in Ponte Vedra HS history to score 1,000 points ... led Ponte Vedra HS to the state championship game in basketball his senior year ... member of the National Honor Society ... also received offers from Army and Air Force ... high



school teammate of Army junior defensive back Tommy Zitiello ... his high school basketball coach was Kevin Whirly, a 2003 graduate of the Naval Academy who played basketball for the Mids ... father, John, is a 1992 graduate of Notre Dame where he was a member of the wrestling team ... brothers, Nick (2019) and JD (2017, '18, '19), were members of the Mercer football team ... son of John and Dawne Pirris ... majoring in operations research.

LOGAN POINT


#38 | FULLBACK | JR. | 5-11 | 211
CELINA, TEXAS | CELINA HS

• **At Navy:** Enters the fall trying to fight his way on to the depth chart at fullback and contribute on special teams ... has earned 1 varsity letter.

• **2022:** Appeared in 8 of the 12 contests and rushed for 138 yards on 33 carries and scored a TD ... carried the ball 3 times for 5 yards at SMU, including scoring his first-collegiate touchdown on a 3-yard run ... rushed for a career-high 61 yards on 8 carries in the win over Tulsa that also featured a career-long 26-yard run ... carried the ball 10 times for 34 yards against Memphis in the Mids' AAC opener ... saw his first action on offense in the Mids' opener against Delaware where he carried the ball 12 times for 38 yards.

• **2021:** Saw action in each of the last 3 games as a member of special teams, including making his collegiate debut against East Carolina.

• **High School / Personal:** A 2020 graduate of Celina High School in Celina, Texas, Point attended the Naval Academy Prep School during the 2020-21 academic year ... three-sport athlete who earned letters in baseball, football and track & field ... two-time (2019, '20) First-Team All-District football player, who earned Associated Press All-State (Texas) honors his senior year ... rushed for 4,253 yards and scored 65 touchdowns over his high school career ... two-time (2017, '18) First-Team All-District baseball player ... father, Dwight, is a 1985 graduate of Texas where he was a member of the football team and later coached ... uncle, Greg Point, is a 1981 graduate of the Naval Academy ... son of Dwight and Lea Point ... majoring in political science.



POINT'S CAREER STATS

Rushing	Att	Yds	Avg	TD	Long	100-Yd
2021	0	0	0.0	0	0	0
2022	33	138	4.2	1	26	0
TOTALS	33	138	4.2	1	26	0

	SEASON HIGHS	CAREER HIGHS
Carries	12 vs. Delaware (9-3-22)	12 vs. Delaware (9-3-22)
Rush Yds	61 vs. Tulsa (10-8-22)	61 vs. Tulsa (10-8-22)
Rush TDs	1 at SMU (10-14-22)	1 at SMU (10-14-22)
Long Rush	26 vs. Tulsa (10-8-22)	26 vs. Tulsa (10-8-22)

GAME-BY-GAME Game (Date)	Rushing				Receiving			
	Att	Yds	TD	Avg	Att	Yds	TD	Avg
East Carolina (11-20-21)	0	0	0	0.0	0	0	0	0.0
at Temple (11-27-21)	0	0	0	0.0	0	0	0	0.0
vs. Army (12-11-21)	0	0	0	0.0	0	0	0	0.0
Delaware (9-3-22)	12	38	0	3.2	0	0	0	0.0
Memphis (9-10-22)	10	34	0	3.4	0	0	0	0.0
at East Carolina (9-24-22)	0	0	0	0.0	0	0	0	0.0
at Air Force (10-1-22)	0	0	0	0.0	0	0	0	0.0
Tulsa (10-8-22)	8	61	0	7.6	0	0	0	0.0
at SMU (10-14-22)	3	5	1	1.7	0	0	0	0.0
Houston (10-22-22)	0	0	0	0.0	0	0	0	0.0
Temple (10-29-22)	0	0	0	0.0	0	0	0	0.0


IAN POURCIAU

#47 | LINEBACKER | SO. | 6-2 | 213
BATON ROUGE, LA. | PARKVIEW BAPTIST HS

• **At Navy:** Enters the fall third on the depth chart at linebacker.

• **2022:** Did not see any varsity action.

• **High School / Personal:** A 2021 graduate of Parkview Baptist High School in Baton Rouge, La., Pourciau attended the Naval Academy Prep School during the 2021-22 academic year ... two-sport athlete who earned letters in football (5) and tennis (2) ... he is the first five-year football letterman in Parkview Baptist history ... three-time First-Team All-District selection, he earned All-State (La.) honors his senior year ... served as football team captain as a senior ... member of the Parkview Baptist HS football team that played in the state championship his eighth grade season ... also received offers from 5 other schools, including Air Force ... Houston passing game coordinator / quarterbacks coach Shannon Dawson is the brother of Pourciau's mother's sister's husband ... son of Trace and Kathleen Pourciau ... majoring in quantitative economics.



KAI PUAILOA-ROJAS

#21 | SLOT BACK | SR. | 6-0 | 195
SANTA BARBARA, CALIF. | ST. BONAVENTURE HS


• **At Navy:** Enters the fall looking to crack the depth chart at slot back, as well as be a contributor on special teams ... a starter in 4 games over his career (4 Jr) ... has earned 2 varsity letters.

• **2022:** A starter in 4 of the 12 games in which he played, including making his first-collegiate start in the Mids' opener against Delaware ... part of an offensive unit that rattled off 363 yards of total offense against Notre Dame, the most against the Irish since its 368 yards on Nov. 5, 2016 ... Navy's 108 yards passing were the most against the Irish since its 118 on Nov. 1, 2014 ... Navy's 32 points were the most it has scored in the series since dropping a 49-39 contest to Notre Dame on Nov. 1, 2014 ... threw an interception on a trick play to Xavier Arline in the second quarter ... also caught a 6-yard pass ... carried the ball once at Cincinnati for a 6-yard gain ... caught an 11-yard pass against Houston ... carried the ball twice for 19 yards, while also catching a season-long 14-yard pass at SMU ... it was his first carries of the season ... threw a 26-yard touchdown pass to Tai Lavatai (3Qtr) in the win over Tulsa ... it was his first-career passing attempt ... earned the start at Air Force where he caught a pass for a 2-yard gain.

• **2021:** Saw action in all 12 contests ... closed out the season rushing for 77 yards on 13 carries (5.9 yds/carry), while also catching 3 passes for 84 yards and a touchdown ... carried the ball twice for 2 yards at Temple ... carried the ball once for a career long 20 yards against East Carolina ... had a single carry for a gain of 3 yards at Notre Dame ... carried the ball twice for 19 yards at Tulsa that featured a 13-yard run ... caught 2 passes for 47 yards against #2 Cincinnati ... scored his first-career touchdown on a 37-yard reception from Tai Lavatai against SMU ... it was his first-collegiate reception ... also carried the ball once for 4 yards ... carried the ball twice for 8 yards in the win over UCF ... carried the ball twice for 11 yards at Houston ... made his collegiate debut in the opener against Marshall where he gained 10 yards on his only carry of the game.

• **2020:** Did not see any varsity action.

• **High School / Personal:** A 2019 graduate of St. Bonaventure High School in Ventura, Calif., Rojas attended the Naval Academy Prep School during the 2019-20 academic year ... two-sport athlete who lettered in basketball (3) and football (4) ... 2018 First-Team All-County and Second-Team All-CIF selection ... shared 2018 Marmonite League Offensive Player of the Year honors ... three-time (2016, '17, '18) First-Team All-County, First-Team All-CIF and Tri-Valley League MVP in basketball ... commuted 45 minutes each way to attend high school ... also received an offer from Army ... grandfather, Scott Puailoa, attended Pacific where he was a member of the golf and football teams ... son of Leo and Malia Rojas ... majoring in political science.



PLAYER PROFILES

PUAUILOA-ROJAS' CAREER STATS

Rushing	Att	Yds	Avg	TD	Long	100-Yd
2020 -- DID NOT SEE ANY ACTION --						
2021	13	77	5.9	0	20	0
2022	3	25	8.3	0	16	0
TOTALS	16	102	6.4	0	20	0

Receiving	Rec	Yds	Avg	TD	Long	100-Yd
2020 -- DID NOT SEE ANY ACTION --						
2021	3	84	28.0	1	37	0
2022	4	33	8.3	0	14	0
TOTALS	7	117	16.7	1	37	0

Passing	Cmp	Att	Pct	Yds	Int	TD	100-Yd
2020 -- DID NOT SEE ANY ACTION --							
2021	0	0	00.0	0	0	0	0
2022	1	2	50.0	26	1	1	0
TOTALS	1	2	50.0	26	1	1	0

SEASON HIGHS

Carries	2 at SMU (10-14-22)
Rush Yds	19 at SMU (10-14-22)
Long Rush	16 at SMU (10-14-22)
Rec	1 (4x; last vs. Notre Dame, 11-12-22)
Rec Yds	14 at SMU (10-14-22)
Rec TDs	---
Long Rec	14 at SMU (10-14-22)
Pass Comp	1 vs. Tulsa (10-26-22)
Pass Att	1 (2x; last vs. Notre Dame, 11-12-22)
Pass Yds	26 vs. Tulsa (10-26-22)
Pass TDs	1 vs. Tulsa (10-26-22)
Long Pass	26 vs. Tulsa (10-26-22)

CAREER HIGHS

2 (5x; last at SMU, 10-14-22)
20 vs. East Carolina (11-20-21)
20 vs. East Carolina (11-20-21)
2 vs. Cincinnati (10-23-21)
47 vs. Cincinnati (10-23-21)
1 vs. SMU (10-9-21)
37 vs. SMU (10-9-21)
1 vs. Tulsa (10-26-22)
1 (2x; last vs. Notre Dame, 11-12-22)
26 vs. Tulsa (10-26-22)
1 vs. Tulsa (10-26-22)
26 vs. Tulsa (10-26-22)


GAME-BY-GAME

Game (Date)	Rushing				Receiving			
	Att	Yds	TD	Avg	Att	Yds	TD	Avg
Marshall (9-4-21)	1	10	0	10.0	0	0	0	0.0
Air Force (9-11-21)	0	0	0	0.0	0	0	0	0.0
at Houston (9-25-21)	2	11	0	5.5	0	0	0	0.0
UCF (10-2-21)	2	8	0	4.0	0	0	0	0.0
SMU (10-9-21)	1	4	0	4.0	1	37	1	37.0
at Memphis (10-14-21)	0	0	0	0.0	0	0	0	0.0
Cincinnati (10-23-21)	1	0	0	0.0	2	47	0	23.5
at Tulsa (10-29-21)	2	19	0	9.5	0	0	0	0.0
at Notre Dame (11-6-21)	1	3	0	3.0	0	0	0	0.0
East Carolina (11-20-21)	1	20	0	20.0	0	0	0	0.0
at Temple (11-27-21)	2	2	0	1.0	0	0	0	0.0
vs. Army (12-11-21)	0	0	0	0.0	0	0	0	0.0
Delaware (9-3-22)	0	0	0	0.0	0	0	0	0.0
Memphis (9-10-22)	0	0	0	0.0	0	0	0	0.0
at East Carolina (9-24-22)	0	0	0	0.0	0	0	0	0.0
at Air Force (10-1-22)	0	0	0	0.0	1	2	0	2.0
Tulsa (10-8-22)	0	0	0	0.0	0	0	0	0.0
at SMU (10-14-22)	2	19	0	9.5	1	14	0	14.0
Houston (10-22-22)	0	0	0	0.0	1	11	0	11.0
Temple (10-29-22)	0	0	0	0.0	0	0	0	0.0
at Cincinnati (11-5-22)	1	6	0	6.0	0	0	0	0.0
vs. Notre Dame (11-12-22)	0	0	0	0.0	1	6	0	6.0
at UCF (11-19-22)	0	0	0	0.0	0	0	0	0.0
vs. Army (12-10-22)	0	0	0	0.0	0	0	0	0.0

BEN PURVIS

#64 | OFFENSIVE GUARD | SO. | 6-3 | 293
GODDARD, KAN. | BISHOP CARROLL CATHOLIC HS

- **At Navy:** Enters the fall second on the depth chart at guard.
- **2022:** Did not see any varsity action.
- **High School / Personal:** A 2021 graduate of Bishop Carroll Catholic High School in Wichita, Kan., Purvis attended the Naval Academy Prep School during the 2021-22 academic year ... three-sport athlete who earned letters in football (3), track & field (3) and wrestling (2) ... three-time All-City performer, who earned First-Team All-Metro and First-Team All-State (Kan.) as a senior ... a state qualifier in wrestling his senior year ... grandfather, John Purvis, attended Kansas State where he was a four-year member of the baseball team ... father, Kent, attended Kansas where he was a member of the football team for one year ... son of Kent and Maggie Purvis ... majoring in quantitative economics.




COLIN RAMOS

#44 | LINEBACKER | JR. | 5-11 | 205
WAYNE, N.J. | DON BOSCO PREPARATORY

• 2022 PHIL STEELE'S ALL-AAC TEAM / THIRD TEAM

- **At Navy:** Projected to be a starter at linebacker ... a starter in 12 games over his career (2 Fr // 10 So) ... has earned 2 varsity letters.
- **2022:** Named to Phil Steele's All-American Athletic Conference Third Team ... a starter in 10 of the 12 games in which he played, he was second on the team in tackles (34-45=79), tied for second in tackles for loss (8.5) and tied for third in sacks (4) ... he was also among 7 different players on the team who had an interception and one of 5 different players to force a pair of fumbles ... Navy's defense held Army, the second-leading rushing team in the country (304.4 yds/gm), to just 125 yards on the ground and 153 yards of total offense (avg 385.5 yds/gm) for the entire game ... Navy held the Black Knights without an offensive touchdown until overtime ... posted 8 tackles, including half a sack against Army ... Navy's defense held UCF to 84 yards rushing after the Knights came in ranked #5 nationally with their 249.5 rushing yards per game average ... additionally, the Mids tallied a season-high tying 5 sacks for the third time in 2022 and the second-consecutive game ... tallied 7 tackles, including 5 solo stops in the win over nationally-ranked UCF ... also recovered a fumble, the first of his career, against the Knights ... part of a defensive unit that did not surrender a point in the second half against Notre Dame, marking the first time it has held a team scoreless in the second half since the 2021 Army game ... Notre Dame mustered just 66 yards rushing, the fewest by the Irish in the series since they rushed for 60 yards on Nov. 7, 2009 ... Navy held the Irish to just 12 yards in the second half (-23 R, 35 P) ... the Mids recorded a season-high tying 5 sacks (1.5 Colin Ramos, 1.5 John Marshall, 1 Rayuan Lane III, 0.5 Nicholas Straw, 0.5 Clay Cromwell) against Notre Dame ... along with Rayuan Lane III, led Navy with 7 tackles against the Irish, while also turning in a career-high 2 tackles for loss and a career-best 1.5 sacks ... produced 7 tackles, including a sack at Cincinnati ... also forced a Bearcat fumble ... Navy's defense held Temple to just 20 yards rushing, the fourth fewest in the Niumatalolo era and the third time in 2022 Navy has held an opponent to 25 or fewer yards rushing (13 by Delaware, 25 by Tulsa) ... despite Temple allowing just 4 sacks all year, Navy sacked the Owls 4 times ... Navy's defense also forced Temple to punt 7 times, tying (Delaware) for the most by an opponent in 2022 ... paced Navy against the Owls with a career-high 13 tackles, including a tackle for loss ... turned in 4 tackles, including a career-best 1.5 tackles for loss against Houston ... member of a Navy defensive unit that held Tulsa to just 25 yards rushing ... the Mids recorded their first safety (intentional grounding in the end zone by Tulsa QB Davis Brin // 2Qtr) since the Tulane game on Sept. 19, 2020 ... Navy forced 4 Tulsa turnovers (3 interceptions / 1 fumble) ... turned in 4 tackles against the Golden Hurriscane, while also recording his first-career interception and returning it 5 yards ... part of a defense that held Air Force, the nation's top-ranked rushing team (412.2 yds/gm), to just 200 yards on the ground ... posted 6 tackles, including half a tackle for loss



PLAYER PROFILES

against the Falcons ... turned in 6 tackles in Navy's double-overtime win at East Carolina ... recorded 7 tackles, including his first-collegiate sack in the Mids' AAC opener against Memphis ... part of a defense that produced 12 tackles for loss and 5 sacks in the opener against Delaware ... the 12 TFLs were the most by the Mids since recording 12 against Rice on Oct. 22, 2005, while the 5 sacks were the most since their 5 against USF on Oct. 19, 2019 ... paced Navy with 9 tackles, a tackle for loss and forced a fumble (those marks equalled each of his totals for 2021).

- **2021:** Saw action in each of the last 8 contests, including making his collegiate debut against SMU ... a starter at WILL linebacker in each of the last 2 contests ... closed out the season with 9 tackles, including a tackle for loss and forced a fumble ... part of a defensive unit that held Army scoreless in the second half, marking the first time Navy has shut out an opponent in the second half since its remarkable victory over Tulane in which the Mids outscored the Green Wave 27-0 to win 27-24 on Sept. 19, 2020 ... Navy also held Army, the No. 2-ranked rushing offense in the country averaging 301.2 yards per game, to just 124 yards rushing ... it was the Black Knights' second-lowest rushing output during the season (108 vs. Air Force) ... his lone tackle against Army was good for a loss of 4 yards ... made his first-collegiate start in the Mids' win over Temple where he was second on the team with a career-best 5 tackles and forced a fumble ... Navy's defense held Temple to just 182 yards of total offense, the fewest by an opponent on the year ... the 14 points by Temple are the fewest by the Owls in the series since losing to Navy 42-6 in Annapolis on Nov. 18, 2006 ... the 14 points by Temple are the fewest by a Navy opponent since the Mids dropped a 10-7 decision to Memphis at home on Nov. 28, 2020 ... chipped in 2 tackles against East Carolina ... recorded his first-career tackle in the Mids' game at #8 Notre Dame.

- **High School / Personal:** A 2020 graduate of Don Bosco Preparatory High School in Ramsey, N.J., Ramos attended the Naval Academy Prep School during the 2020-21 academic year ... garnered 2019 First-Team All-State (N.J.) and All-County honors, while also being named the 2019 North Jersey Defensive Player of the Year ... amassed a team-best 108 tackles, including 18 for loss, while adding eight tackles and three interceptions his senior year ... led Don Bosco Prep to 2019 Non-Public IV State Championship Game ... son of Marcial and Holly Ramos ... majoring in history.

RAMOS' CAREER STATISTICS

Defense	Tkls	TFL-Yds	Sack-Yds	Int	PBU	FR	FF
2021	9	1-4	0-0	0	0	0	1
2022	79	8.5-43	4-26	1-5	0	1-0	2
TOTALS	88	9.5-47	4-26	1-5	0	1-0	3

	SEASON HIGHS	CAREER HIGHS
Tackles	13 vs. Temple (10-29-22)	13 vs. Temple (10-29-22)
TFL	2 vs. Notre Dame (11-12-22)	2 vs. Notre Dame (11-12-22)
Sacks	1.5 vs. Notre Dame (11-12-22)	1.5 vs. Notre Dame (11-12-22)
INT	1 vs. Tulsa (10-8-22)	1 vs. Tulsa (10-8-22)
FF	1 (2x; last at Cincinnati, 11-5-22)	1 (3x; last at Cincinnati, 11-5-22)
FR	1 at UCF (11-19-22)	1 at UCF (11-19-22)

GAME-BY-GAME

Game (Date)	U-A-TT	TFL-Yds	Sacks	Int	PBU	FF	FR	Blk
SMU (10-9-21)	0-0-0	0-0	0-0	0	0	0	0	0
at Memphis (10-14-21)	0-0-0	0-0	0-0	0	0	0	0	0
Cincinnati (10-23-21)	0-0-0	0-0	0-0	0	0	0	0	0
at Tulsa (10-29-21)	0-0-0	0-0	0-0	0	0	0	0	0
at Notre Dame (11-6-21)	1-0-1	0-0	0-0	0	0	0	0	0
East Carolina (11-20-21)	1-1-2	0-0	0-0	0	0	0	0	0
at Temple (11-27-21)	4-1-5	0-0	0-0	0	0	1	0	0
vs. Army (12-11-21)	1-0-1	1-4	0-0	0	0	0	0	0

Delaware (9-3-22)	6-3-9	1-4	0-0	0	0	1	0	0
Memphis (9-10-22)	4-3-7	1-4	1-4	0	0	0	0	0
at East Carolina (9-24-22)	3-3-6	0-0	0-0	0	0	0	0	0
at Air Force (10-1-22)	1-5-6	0.5-0	0-0	0	0	0	0	0
Tulsa (10-8-22)	1-3-4	0-0	0-0	1-5	0	0	0	0
at SMU (10-14-22)	1-0-1	0-0	0-0	0	0	0	0	0
Houston (10-22-22)	2-2-4	1.5-2	0-0	0	0	0	0	0
Temple (10-29-22)	3-10-13	1-10	0-0	0	0	0	0	0
at Cincinnati (11-5-22)	2-5-7	1-7	1-7	0	0	1	0	0
vs. Notre Dame (11-12-22)	3-4-7	2-11	1.5-10	0	0	0	0	0
at UCF (11-19-22)	5-2-7	0-0	0-0	0	0	0	1-0	0
vs. Army (12-10-22)	3-5-8	0.5-5	0.5-5	0	0	0	0	0

JUSTIN REED

#94 | DEFENSIVE END | JR. | 6-3 | 256
APEX, N.C. | APEX FRIENDSHIP HS

- **At Navy:** Enters the fall second on the depth chart at defensive end ... earned the Admiral Mack Award in the spring, which is presented to the most improved player during spring practice ... a starter in 2 games over his career (2 So) ... has earned 2 varsity letters.

- **2022:** A starter in 2 of the 12 games in which he played, including making his first-collegiate start against Academy rival Air Force ... Navy's defense held Army, the second-leading rushing team in the country (304.4 yds/gm), to just 125 yards on the ground and 153 yards of total offense (avg 385.5 yds/gm) for the entire game ... Navy held the Black Knights without an offensive touchdown until overtime ... Navy's defense held UCF to 84 yards rushing after the Knights came in ranked #5 nationally with their 249.5 rushing yards per game average ... additionally, the Mids tallied a season-high tying 5 sacks for the third time in 2022 and the second-consecutive game ... part of a defensive unit that did not surrender a point in the second half against Notre Dame, marking the first time it has held a team scoreless in the second half since the 2021 Army game ... Notre Dame mustered just 66 yards rushing, the fewest by the Irish in the series since they rushed for 60 yards on Nov. 7, 2009 ... Navy held the Irish to just 12 yards in the second half (-23 R, 35 P) ... the Mids recorded a season-high tying 5 sacks against ND ... turned in a career-high 4 tackles against the Irish ... posted a tackle, including a half a tackle for loss at Cincinnati ... Navy's defense held Temple to just 20 yards rushing, the fourth fewest in the Niumatalolo era and the third time in 2022 Navy held an opponent to 25 or fewer yards rushing (13 by Delaware, 25 by Tulsa) ... despite Temple allowing just 4 sacks all year, Navy sacked the Owls 4 times ... Navy's defense also forced Temple to punt 7 times, tying (Delaware) for the most by an opponent in 2022 ... chipped in a tackle in the win over Temple ... member of a Navy defensive unit that held Tulsa to just 25 yards rushing ... the Mids recorded their first safety (intentional grounding in the end zone by Tulsa QB Davis Brin // 2Qtr) since the Tulane game on Sept. 19, 2020 ... Navy forced 4 Tulsa turnovers (3 interceptions / 1 fumble) ... part of a defense that held Air Force, the nation's top-ranked rushing team (412.2 yds/gm), to just 200 yards on the ground ... made his first-collegiate start in the Mids' game at Air Force where he totaled a pair of tackles and recovered a fumble, his first ... chipped in a tackle in Navy's double-overtime thriller at East Carolina ... turned in 2 tackles in the AAC opener against Memphis ... was in on an assisted tackle in the Mids' opener against Delaware.

- **2021:** Saw action in each of the 12 contests primarily as a member of special teams, including making his collegiate debut in the opener against Marshall ... closed out the season with 5 tackles, including 2 tackles for loss and a sack ... produced a pair of tackles at Temple which included his first-collegiate sack for a loss of 10 yards ... Navy's defense held Temple to just 182 yards of total offense, the fewest by an opponent on the year ... the 14 points by Temple are the fewest by the Owls in the series since losing to Navy 42-6 in Annapolis on Nov. 18, 2006 ... recorded a career-best 2 tackles at Tulsa, including making his first-collegiate tackle for loss ... turned in his first-career tackle against #2 Cincinnati.

- **High School / Personal:** A 2020 graduate of Apex Friendship High School in Apex, N.C., Reed attended the Naval Academy Prep School during the 2020-21 academic year ... four-year football letter winner who was a three-time All-Southern Wake Athletic Conference standout, earning first-team honors as a senior and second-team recognition as a sophomore and junior ... named the 2020 SWAC Defensive Player of the Year and was a First-Team All-Area selection ... four-year football team captain ... also received offers



PLAYER PROFILES

from six other schools, including Army, Colorado and Tulane ... father served in the Army ... son of the late Steve and Nicole Reed ... majoring in English.

REED'S CAREER STATISTICS

Defense	Tkls	TFL-Yds	Sack-Yds	Int	PBU	FR	FF
2021	5	2.0-12	1.0-10	0	0	0	0
2022	14	0.5-1	0-0	0	0	1	0
TOTALS	19	2.5-13	1.0-10	0	0	1	0

	SEASON HIGHS	CAREER HIGHS
Tackles	4 vs. Notre Dame (11-12-22)	4 vs. Notre Dame (11-12-22)
TFL	0.5 at Cincinnati (11-5-22)	1 (2x: last at Temple, 11-27-21)
FR	1 at Air Force (10-1-22)	1 at Air Force (10-1-22)


GAME-BY-GAME

Game (Date)	U-A-TT	TFL-Yds	Sacks	Int	PBU	FF	FR	Blk
Marshall (9-4-21)	0-0-0	0-0	0-0	0	0	0	0	0
Air Force (9-11-21)	0-0-0	0-0	0-0	0	0	0	0	0
at Houston (9-25-21)	0-0-0	0-0	0-0	0	0	0	0	0
UCF (10-2-21)	0-0-0	0-0	0-0	0	0	0	0	0
SMU (10-9-21)	0-0-0	0-0	0-0	0	0	0	0	0
at Memphis (10-14-21)	0-0-0	0-0	0-0	0	0	0	0	0
Cincinnati (10-23-21)	0-1-1	0-0	0-0	0	0	0	0	0
at Tulsa (10-29-21)	2-0-2	1-2	0-0	0	0	0	0	0
at Notre Dame (11-6-21)	0-0-0	0-0	0-0	0	0	0	0	0
East Carolina (11-20-21)	0-0-0	0-0	0-0	0	0	0	0	0
at Temple (11-27-21)	2-0-2	1-10	1-10	0	0	0	0	0
vs. Army (12-11-21)	0-0-0	0-0	0-0	0	0	0	0	0
Delaware (9-3-22)	0-1-1	0-0	0-0	0	0	0	0	0
Memphis (9-10-22)	1-1-2	0-0	0-0	0	0	0	0	0
at East Carolina (9-24-22)	0-1-1	0-0	0-0	0	0	0	0	0
at Air Force (10-1-22)	1-1-2	0-0	0-0	0	0	0	1	0
Tulsa (10-8-22)	0-0-0	0-0	0-0	0	0	0	0	0
at SMU (10-14-22)	1-0-1	0-0	0-0	0	0	0	0	0
Houston (10-22-22)	0-0-0	0-0	0-0	0	0	0	0	0
Temple (10-29-22)	0-1-1	0-0	0-0	0	0	0	0	0
at Cincinnati (11-5-22)	0-1-1	0.5-1	0-0	0	0	0	0	0
vs. Notre Dame (11-12-22)	0-4-4	0-0	0-0	0	0	0	0	0
at UCF (11-19-22)	0-4-4	0-0	0-0	0	0	0	0	0
vs. Army (12-10-22)	0-0-0	0-0	0-0	0	0	0	0	0

SHANE REYNOLDS

#37 | FULLBACK | SO. | 6-1 | 215
GLEN MILLS, PA. | GARNET VALLEY HS

- **At Navy:** Enters the fall third on the depth chart at fullback.
- **2022:** Did not see any varsity action.
- **High School / Personal:** A 2022 graduate of Garnet Valley High School in Glen Mills, Pa., Reynolds was a two-sport athlete who earned letters in football (3) and lacrosse (4) ... garnered All-DELCO football recognition his senior year and earned Class 6A First-Team All-Central and Second-Team All-Eastern Pennsylvania football honors as a junior ... served as football team captain his senior year ... member of three (So / Jr / Sr) Garnet Valley HS football teams that claimed the Central League Championship ... in 2021, Garnet Valley won the District 1 title for the first time since 2007 and first in school history at the Class 6A level ... member of the National Honor Society ... high school teammate of Navy sophomore lacrosse player Sean Gallagher and Navy sophomore wrestler Mathew Ricci ... son of Michael and Jennifer Reynolds ... majoring in cyber operations.




RILEY RIETHMAN

#90 | PUNTER | JR. | 5-10 | 191
KELLER, TEXAS | NOLAN CATHOLIC HS

- **2022 RAY GUY AWARD WATCH LIST**
- **2022 PHIL STEELE'S PRESEASON ALL-AAC TEAM / FOURTH TEAM**
- **2022 ACADEMIC ALL-DISTRICT (COLLEGE SPORTS COMMUNICATORS)**

- **At Navy:** Enters the fall as Navy's starting punter ... ranked #1 on the Navy career punting leader board with a 43.2 average over 2 seasons ... has earned 2 varsity letters.
- **2022:** Garnered Academic All-District recognition from College Sports Communicators (formerly CoSIDA) ... punted 45 times on the year, averaging 43.8 yards per punt (tied for third best in program history) ... placed 11 punts inside the 20 and booted 13 punts 50 yards or more on the season ... punted a career-high 9 times against Army where he averaged 37.7 yards ... he had a punt blocked and recovered for a touchdown by Jabril Williams ... it was the second punt Riethman had blocked in the span of 3 games ... called upon to punt 6 times at UCF where he owned a 50.2 average and had a long of 55 yards (4 punts of 50+ yards) ... averaged just 37.2 yards on 4 punts against Notre Dame, placing 1 inside the 20 ... had his punt blocked (1:17, 2Qtr) by Jack Kiser at the Navy 31 and on the next play, Notre Dame QB Drew Pyne threw a 37-yard touchdown pass to Jayden Thomas ... it was the first blocked punt of Riethman's career ... punted 3 times at Cincinnati for a 49.7 average ... his 66-yarder against the Bearcats was a career long ... averaged 45.0 yards among his 6 punts against Temple ... placed 4 of the 6 punts inside the 20 and had 2 50-plus-yard punts including a long of 55 yards ... punted twice against Houston for a 47.5 average that featured a long of 50 yards ... booted his lone punt 47 yards at SMU ... punted twice against Tulsa, averaging 42.5 yards ... shared punting duties at Air Force with Kellen Grave de Peralta ... punted 3 times for a 43.7 average, including a long of 51 yards ... took Navy's lone punt (41 yds) in the opening half against East Carolina ... punted 3 times against Memphis in the AAC opener where he average 44.0 yards and placed one punt inside the 20 ... averaged 46.2 yards on 5 punts in the opener against Delaware ... placed 1 of the 5 punts inside the 20 and 3 went 50+ yards including a long of 52 yards.
- **2021:** Saw action in 11 contests, taking over as the starting punter in the third game of the season ... closed out the season averaging 42.7 yards per punt (44 punts, 1878 yds) which is the sixth-best single-season average in school history... punted 4 times for an average of 40.8 yards against Army, including a long of 48 ... placed 3 of his 4 punts inside the 20 at Temple and averaged 40.8 yards on the day ... punted 3 times against East Carolina for an average of 48.3 yards ... averaged 50.6 yards per punt on his 5 punts against No. 8 Notre Dame, which is the second-best single-game average in school history (min. of 5 punts) ... the record is 51.0, set by Owen White against Tulane in 2018 ... recorded a 65-yard punt against the Irish ... following the Notre Dame safety, Riethman kicked off, the first of his career ... punted 5 times (all in the first half) at Tulsa, where he averaged 42.6 yards and place one of his punts inside the 20 ... averaged 46.0 yards on 4 punts against #2 Cincinnati, including a then career-long 64-yarder ... punted 4 times for an average of 35.2 yards at Memphis and featured a long of 42 ... finished the SMU game punting 6 times, the most by Navy this season, for an average of 39.8 yards and a long of 47 ... successfully ran a fake punt for a gain of 16 yards and a first down on the Mids' opening drive ... sent his lone punt against UCF 28 yards ... punted 4 times for an average of 46.5 yards, placing a punt inside the 20 and booming a 54-yarder against Houston ... made his debut in the Mids' game against Air Force where he split the punting duties with fellow freshman Kellen Grave de Peralta ... punted 4 times (Navy's last 4 punts in the game) for an average of 40.8 yards, including a long of 49.
- **High School / Personal:** A 2021 graduate of Nolan Catholic High School in Fort Worth, Texas, Riethman was a four-sport athlete who earned letters in football (4), golf (2), soccer (4) and track & field (1) ... 2020 First-Team All-State (Texas) kicker and punter ... 2021 Second-Team All-State in soccer ... member of Nolan Catholic's football and golf teams that claimed the district title and finished as the state runner-up his senior year ... the soccer team also won the district crown and was the state runner-up his junior year ... named the 2021 Nolan Catholic HS Male Athlete of the Year ... member of the National and Spanish Honor Societies ... brother, Drew, is a graduate of Texas A&M where he was member of the football team (placekicker) from 2017-20 ... father, Rob, is a 1990 graduate of Butler where he was a member of the tennis team ... mother, Angela, played volleyball at Indiana University Purdue University at Fort Wayne ... son of Rob and Angela Riethman ... majoring



in aerospace engineering ... carries a 3.96 grade-point average.

RIETHMAN'S CAREER STATISTICS

Punting	No	Yds	Avg	Long	TB	FC	I-20	50+	Blk
2021	44	1878	42.7	65	2	10	9	6	0
2022	45	1970	43.8	66	3	11	11	13	2
TOTALS	89	3509	43.2	66	5	21	20	19	2

GAME-BY-GAME

Game (Date)	Punts	Yds	Avg	Long	TB	FC	I-20	50+	Blk
Air Force (9-11-21)	4	163	40.8	49	0	2	0	0	0
at Houston (9-25-21)	4	186	46.5	54	0	0	1	2	0
UCF (10-2-21)	1	28	28.0	28	0	0	0	0	0
SMU (10-9-21)	6	239	39.8	47	0	2	1	0	0
at Memphis (10-14-21)	4	141	35.2	42	0	1	0	0	0
Cincinnati (10-23-21)	4	184	46.0	64	0	0	1	1	0
at Tulsa (10-29-21)	5	213	42.6	47	0	3	1	0	0
at Notre Dame (11-6-21)	5	253	50.6	65	0	2	1	2	0
East Carolina (11-20-21)	3	145	48.3	51	0	0	0	1	0
at Temple (11-27-21)	4	163	40.8	49	2	0	3	0	0
vs. Army (12-11-21)	4	163	40.8	48	0	0	1	0	0

Delaware (9-3-22)	5	231	46.2	52	0	3	1	3	0
Memphis (9-10-22)	3	132	44.0	44	0	1	1	0	0
at East Carolina (9-24-22)	1	41	41.0	41	0	0	0	0	0
at Air Force (10-1-22)	3	131	43.7	51	1	1	0	1	0
Tulsa (10-8-22)	2	85	42.5	45	0	0	0	0	0
at SMU (10-14-22)	1	47	47.0	47	0	0	0	0	0
Houston (10-22-22)	2	95	47.5	50	0	1	0	1	0
Temple (10-29-22)	6	270	45.0	55	0	1	4	2	0
at Cincinnati (11-5-22)	3	149	49.7	66	0	1	1	1	0
vs. Notre Dame (11-12-22)	4	149	37.2	40	0	1	1	0	1
at UCF (11-19-22)	6	301	50.2	55	1	1	0	4	0
vs. Army (12-10-22)	9	339	37.7	51	1	1	3	1	1*

*returned for a touchdown

Kickoffs	KO	Yds	Avg	TB	OB
2021	1	63	63.0	0	0
TOTALS	1	63	63.0	0	0

NAVY CAREER PUNTING LEADERS (MIN. 50 ATT.)

Rk	Avg.	Player (Year)
1.	43.2	Riley Riethman (2021-current)
2.	42.5	John Skaggs (2000-03)
3.	42.0	Alex Barta (2015-16)
4.	41.6	Owen White (2017-19)
	41.6	Pablo Beltran (2011-14)

NAVY SINGLE-SEASON PUNTING LEADERS (MIN. 30 ATT.)

Rk	Avg.	Player (Year)
1.	44.8	John Skaggs (2001)
2.	44.2	Pablo Beltran (2014)
3.	43.8	Riley Riethman (2022)
	43.8	Bill Busik (1941)
5.	43.6	Pablo Beltran (2012)

NAVY SINGLE-GAME PUNTING AVERAGE LEADERS (MIN. 5 ATT.)

Rk	Avg.	Player (Opponent, Year)
1.	51.0	Owen White (Tulane, 2018)
2.	50.6	Riley Riethman (Notre Dame, 2021)
3.	50.3	Tray Calisch (Army, 1999)
4.	50.2	Riley Riethman (UCF, 2022)
	50.2	Joe Ince (Pittsburgh, 1963)

LANDON ROBINSON

#96 | NOSE GUARD | SO. | 6-0 | 245
FAIRLAWN, OHIO | COPLEY HS

- **At Navy:** Enters the fall second on the depth chart at nose guard.
- **2022:** Did not see any varsity action.
- **High School / Personal:** A 2021 graduate of Copley High School in Copley, Ohio, Robinson attended the Naval Academy Prep School during the 2021-22 academic year ... four-sport athlete who earned letters in baseball (2), football (3), track & field (1) and wrestling (2) ... two-time (Jr / Sr) All-State (Ohio) selection who also was a two-time (Jr / Sr) First-Team All-District and First-Team All-Suburban honoree ... served as football team captain his junior and senior years ... district qualifier in wrestling his junior and senior years ... member of the National Honor Society ... previously committed to Lehigh, he also received offers from in upwards of 20 FCS programs ... father, Lance, attended Kent State where he was a member of the gymnastics team ... son of Lance and Patrice Robinson ... majoring in cyber operations.



PETER ROLL

#15 | BANDIT | SO. | 6-0 | 205
ITASCA, ILL. | NAZARETH ACADEMY


- **At Navy:** Enters the fall third on the depth chart at bandit.
- **2022:** Did not see any varsity action.
- **High School / Personal:** A 2022 graduate of Nazareth Academy in LaGrange Park, Ill., Roll was a two-sport athlete who earned letters in football (3) and track & field (1) ... attended Lake Park High School his freshman and sophomore years before transferring to Nazareth Academy prior to his junior year ... garnered All-DuKane Conference football honors as a sophomore and was a two-time All-Chicago Catholic League (CCL)/East Suburban Catholic Conference (ESCC) selection ... led Nazareth Academy to the Illinois High School Association Class 5A Quarterfinals his senior year ... garnered Academic All-State honors as a junior and senior ... member of the National Honor Society and was an Illinois State Scholar ... also received offers from 5 other schools, including Army ... grandfather, Richard Roll, attended Northwestern and was a member of the football team (1963-64) ... father, Chris, is a graduate of Indiana where he was a member of the football team (1991-95) ... son of Chris and Kara Roll ... majoring in cyber operations ... has a 3.29 grade point average.



JORDAN SANDERS

#33 | RAIDER | JR. | 6-5 | 227
CHATTANOOGA, TENN. | SILVERDALE BAPTIST ACADEMY

- **At Navy:** Enters the fall listed as a starter at raider ... has earned 2 varsity letters.
- **2022:** A member of special teams, he appeared in all 12 games ... contributed a tackle seeing extensive time on defense against Temple ... Navy's defense held Temple to just 20 yards rushing, the third time in 2022 Navy has held an opponent to 25 or fewer yards rushing (13 by Delaware, 25 by Tulsa) ... despite Temple allowing just 4 sacks all year, Navy sacked the Owls 4 times ... Navy's defense also forced Temple to punt 7 times, tying (Delaware) for the most by an opponent in 2022.
- **2021:** A member of special teams, he saw action in 6 games, including each of the last 4 ... made his collegiate debut in the opener against Marshall.
- **High School / Personal:** A 2020 graduate of Silverdale Baptist Academy in Chattanooga, Tenn., Sanders attended the Naval Academy Prep School during the 2020-21 academic



PLAYER PROFILES

year ... a two-sport athlete who earned letters in basketball (4) and football (4) ... received 2019 best of prep honors (city wide) ... earned 2019-20 all-district honors in basketball ... member of the National Honor Society ... son of Scott and MaryBeth Sanders ... majoring in quantitative economics.

SANDERS' CAREER STATISTICS

Defense	Tkls	TFL-Yds	Sack-Yds	Int	PBU	FR	FF
2021	0	0-0	0-0	0	0	0	0
2022	1	0-0	0-0	0	0	0	0
TOTALS	1	0-0	0-0	0	0	0	0

SEASON HIGHS

Tackles 1 vs. Temple (10-29-22)

CAREER HIGHS

Tackles 1 vs. Temple (10-29-22)

GAME-BY-GAME

Game (Date)	U-A-TT	TFL-Yds	Sacks	Int	PBU	FF	FR	Blk
Marshall (9-4-21)	0-0-0	0-0	0-0	0	0	0	0	0
Air Force (9-11-21)	0-0-0	0-0	0-0	0	0	0	0	0
at Notre Dame (11-6-21)	0-0-0	0-0	0-0	0	0	0	0	0
East Carolina (11-20-21)	0-0-0	0-0	0-0	0	0	0	0	0
at Temple (11-27-21)	0-0-0	0-0	0-0	0	0	0	0	0
vs. Army (12-11-21)	0-0-0	0-0	0-0	0	0	0	0	0
Delaware (9-3-22)	0-0-0	0-0	0-0	0	0	0	0	0
Memphis (9-10-22)	0-0-0	0-0	0-0	0	0	0	0	0
at East Carolina (9-24-22)	0-0-0	0-0	0-0	0	0	0	0	0
at Air Force (10-1-22)	0-0-0	0-0	0-0	0	0	0	0	0
Tulsa (10-8-22)	0-0-0	0-0	0-0	0	0	0	0	0
at SMU (10-14-22)	0-0-0	0-0	0-0	0	0	0	0	0
Houston (10-22-22)	0-0-0	0-0	0-0	0	0	0	0	0
Temple (10-29-22)	0-1-1	0-0	0-0	0	0	0	0	0
at Cincinnati (11-5-22)	0-0-0	0-0	0-0	0	0	0	0	0
vs. Notre Dame (11-12-22)	0-0-0	0-0	0-0	0	0	0	0	0
at UCF (11-19-22)	0-0-0	0-0	0-0	0	0	0	0	0
vs. Army (12-10-22)	0-0-0	0-0	0-0	0	0	0	0	0

THOMAS SCULLY


#94 | TIGHT END | JR. | 6-2 | 236
AUSTIN, TEXAS | REGENTS SCHOOL OF AUSTIN

• **At Navy:** Enters the fall listed as the starter at tight end ... impressed the defensive coaches last fall when he played tight end on the scout team ... moved to tight end from linebacker.

• **2022:** Did not see any varsity action.

• **2021:** Did not see any varsity action.

• **High School / Personal:** A 2020 graduate of Regents School of Austin in Austin, Texas, Scully attended the Naval Academy Prep School during the 2020-21 academic year ... two-sport athlete who earned letters in football (4) and lacrosse (2) ... three-time (2017, '18, '19) All-State (Texas) performer in football ... led Regents School of Austin to four-consecutive (2016, '17, '18, '19) state championship appearances in football ... also received an offer from Air Force ... son of Colin Scully and Nichole Foradis ... majoring in mathematics with economics.



BRENT SELF


#65 | CENTER | JR. | 6-2 | 267
KELLER, TEXAS | BYRON NELSON HS

• **At Navy:** Enters the fall second on the depth chart at center ... has earned 2 varsity letters.

• **2022:** Appeared in 8 games, including making his collegiate debut in the Mids' opener against Delaware ... part of an offensive line that allowed Navy to rush for 248 yards, the most UCF allowed on the ground in 2022 ... helped Navy amass 510 yards of total offense (372R / 138P) against SMU, the Mids' first 500-yard game since Nov. 30, 2019 against Houston (447R / 107P / 554) ... it also marked the second-consecutive game Navy has rushed for 300-plus yards, the first time accomplishing that feat since 2019 when Navy did it the final 4 games ... Navy also recorded 32 first downs against SMU, the first time the Mids have had 30 first downs since Sept. 23, 2017 against Cincinnati (31) ... Navy had 101 plays against the Mustangs, the most since its 106 plays at Toledo (10-29-2013).

• **2021:** Did not see any varsity action.

• **High School / Personal:** A 2020 graduate of Byron Nelson High School, Self attended the Naval Academy Prep School during the 2020-21 academic year ... a football letter winner who led Byron Nelson HS to the 2018 Bi-District Championship ... brother, Justin, is a 2021 graduate of the Naval Academy and was a starting offensive lineman for the football team ... son of the late Michael and Ginger Self ... majoring in quantitative economics.



TURNER STEPP


#32 | STRIKER | JR. | 6-2 | 211
DECATUR, ALA. | DECATUR HS

• **At Navy:** Enters the fall second on the depth chart at striker ... has earned 1 varsity letter.

• **2022:** A member of special teams, he appeared in all 12 games ... recorded his first-career tackle in the Mids' contest against Notre Dame and followed up with a solo stop in the Mids' win over nationally-ranked UCF.

• **2021:** Made his collegiate-debut as a member of special teams against SMU.

• **High School / Personal:** A 2020 graduate of Decatur High School in Decatur, Ala., Stepp attended the Naval Academy Prep School during the 2020-21 academic year ... two-sport athlete who earned letters in baseball (3) and football (4) ... served as football team captain his senior year ... member of the National Honor Society ... father Brad, played football at North Alabama (1990-93) and was a member of the 1993 Division II National Championship Team ... son of Brad and Barbara Stepp ... majoring in quantitative economics.



STEPP'S CAREER STATISTICS

Defense	Tkls	TFL-Yds	Sack-Yds	Int	PBU	FR	FF
2021	0	0-0	0-0	0	0	0	0
2022	1	0-0	0-0	0	0	0	0
TOTALS	1	0-0	0-0	0	0	0	0

SEASON HIGHS

Tackles 1 (2x; last at UCF, 11-19-22)

CAREER HIGHS

Tackles 1 (2x; last at UCF, 11-19-22)

GAME-BY-GAME

Game (Date)	U-A-TT	TFL-Yds	Sacks	Int	PBU	FF	FR	Blk
SMU (10-9-21)	0-0-0	0-0	0-0	0	0	0	0	0
Delaware (9-3-22)	0-0-0	0-0	0-0	0	0	0	0	0
Memphis (9-10-22)	0-0-0	0-0	0-0	0	0	0	0	0
at East Carolina (9-24-22)	0-0-0	0-0	0-0	0	0	0	0	0
at Air Force (10-1-22)	0-0-0	0-0	0-0	0	0	0	0	0
Tulsa (10-8-22)	0-0-0	0-0	0-0	0	0	0	0	0
at SMU (10-14-22)	0-0-0	0-0	0-0	0	0	0	0	0
Houston (10-22-22)	0-0-0	0-0	0-0	0	0	0	0	0

PLAYER PROFILES

Temple (10-29-22)	0-0-0	0-0	0-0	0	0	0	0	0
at Cincinnati (11-5-22)	0-0-0	0-0	0-0	0	0	0	0	0
vs. Notre Dame (11-12-22)	0-1-1	0-0	0-0	0	0	0	0	0
at UCF (11-19-22)	1-0-1	0-0	0-0	0	0	0	0	0
vs. Army (12-10-22)	0-0-0	0-0	0-0	0	0	0	0	0


ALEX TECZA

#46 | FULLBACK | SO. | 6-0 | 195
PITTSBURGH, PA. | MT. LEBANON HS

• **At Navy:** Enters the fall listed second on the depth chart at fullback.

• **2022:** Did not see any varsity action.

• **High School / Personal:** A 2022 graduate of Mt. Lebanon High School in Pittsburgh, Pa., Tecza was a three-sport athlete who earned letters in football (3) and lacrosse (3) ... three-time All-Conference selection who earned first-team honors as a junior and senior ... as a senior, named to the PennLive All-Pennsylvania Team (Defense), Pittsburgh Post Fabulous 22 and Class 6A Western Pennsylvania Interscholastic Athletic League (WPIAL) Player of the Year, Pittsburgh Tribune-Review Terrific 25 and Class 6A WPIAL Player of the Year, Class 6A First-Team All-State (Pa.), Pennsylvania Interscholastic Athletic Association Class 6A Player of the Year ... selected to play in the Big 33 Football Classic his senior year ... finalist for Mr. Pennsylvania Football his senior season ... led Mt. Lebanon HS to the 2021 Pennsylvania 6A State Championship for the first time in school history with a 15-0 record and the 6A WPIAL Championship ... he rushed for 2,085 yards and scored 26 touchdowns his senior year, including 3 TDs in the state finals ... also received offers from 9 other schools, including Army ... member of the National Honor Society ... high school teammate of current Navy sophomore slot back Eli Heidenreich ... father, Randy, attended Lock Haven where he was a member of the football team ... son of Randy and Dana Tecza ... majoring in cyber operations.



JAYDEN UMBARGER

#87 | WIDE RECEIVER | SR. | 6-0 | 196
BALTIMORE, MD. | ARCHBISHOP SPALDING HS

• 2022 ACADEMIC ALL-DISTRICT (COLLEGE SPORTS COMMUNICATORS)

• **At Navy:** Enters the fall second on the depth chart at wide receiver ... missed most of spring practice with an injury, but will be ready to go in the fall ... a starter in 15 games during his career (4 So // 11 Jr) ... moved from quarterback to wide receiver midway through spring ball in 2021 ... has earned 2 varsity letters.

• **2022:** Garnered Academic All-District recognition from College Sports Communicators (formerly CoSIDA) ... a starter in 11 of the 12 contests in which he played, he was Navy's leading receiver with 16 catches for 265 yards (16.6 yds/catch, 22.1 yds/gm) ... part of an offensive unit that rattled off 363 yards of total offense against Notre Dame, the most against the Irish since its 118 on Nov. 1, 2014 ... Navy's 32 points were the most it has scored in the series since dropping a 49-39 contest to Notre Dame on Nov. 1, 2014 ... had 2 receptions for a career-best 93 yards, including a 52-yard touchdown catch against Houston ... the 52-yard catch was the longest of his career ... also had a tackle against the Cougars ... caught 5 passes for 59 yards, including a 26-yard touchdown pass from Tai Lavatai at SMU ... it was his first-collegiate touchdown reception ... the 5 receptions were the most by a Navy receiver since Taylor Jackson caught 5 passes against Houston (10-20-18) ... also made a tackle on Tai Lavatai's interception ... caught 4 passes for 71 yards at Air Force ... recorded 2 receptions for 18 yards in the double-overtime win at East Carolina ... caught 1 pass for 4 yards and ran a reverse for a gain of 14 yards in Navy's AAC opener against Memphis ... made the start at wide receiver against Delaware where he caught a pass for 17 yards.



• **2021:** Started 4 of the 12 games in which he saw action ... closed out the year carrying the ball 11 times for 130 yards (11.8 yds/carry), while also catching 6 passes for 60 yards ... carried the ball twice for 20 yards, including a long of 27 in the win over Army ... took his lone carry 17 yards at Temple, while also making 3 catches for 29 yards ... made the start at Notre Dame where he caught a career-long 18-yard pass from Xavier Arline and carried the ball once for a career-long rush of 32 yards ... rushed for 4 yards on a single carry at Tulsa ... his lone carry against #2 Cincinnati was good for a 19-yard gain ... caught a pass for a gain of 6 yards at Memphis ... caught his first-collegiate pass for a gain of 7 yards against SMU ... gained 18 yards on a pair of reverse plays against UCF ... made his first-career start in the Mids' AAC opener at Houston ... made his collegiate debut in the opener against Marshall where he ran a reverse for a gain of 28 yards, the Mids' longest rush of the game.

• **2020:** Did not see any varsity action.

• **High School / Personal:** A 2019 graduate of Archbishop Spalding High School in Severn, Md., Umbarger attended the Naval Academy Prep School during the 2019-20 academic year ... garnered All-State (Md.), All-County, All-Metro and All-Conference honors his senior year ... member of the National Honor Society ... also received an offer from Army ... son of Glenn and Amaris Umbarger ... majoring in political science ... carries a 3.65 grade-point average.

UMBARGER'S CAREER STATS

Rushing	Att	Yds	Avg	TD	Long	100-Yd
2020 -- DID NOT SEE ANY ACTION --						
2021	11	130	11.8	0	32	0
2022	4	12	3.0	0	14	0
TOTALS	15	142	9.5	0	32	0

Receiving	Rec	Yds	Avg	TD	Long	100-Yd
2020 -- DID NOT SEE ANY ACTION --						
2021	6	60	10.0	0	18	0
2022	16	265	16.6	2	52	0
TOTALS	22	325	14.8	2	52	0

SEASON HIGHS

	SEASON HIGHS	CAREER HIGHS
Carries	2 at Cincinnati (11-5-22)	2 (4x; last at Cincinnati, 11-5-22)
Rush Yds	14 vs. Memphis (9-10-22)	32 at Notre Dame (11-6-21)
Long Rush	14 vs. Memphis (9-10-22)	32 at Notre Dame (11-6-21)
Rec	5 at SMU (10-14-22)	5 at SMU (10-14-22)
Rec Yds	93 vs. Houston (10-22-22)	93 vs. Houston (10-22-22)
Rec TDs	1 (2x; last vs. Houston, 10-22-22)	1 (2x; last vs. Houston, 10-22-22)
Long Rec	52 vs. Houston (10-22-22)	52 vs. Houston (10-22-22)

GAME-BY-GAME

Game (Date)	Rushing				Receiving			
	Att	Yds	TD	Avg	Att	Yds	TD	Avg
Marshall (9-4-21)	1	28	0	28.0	0	0	0	0.0
Air Force (9-11-21)	0	0	0	0.0	0	0	0	0.0
at Houston (9-25-21)	0	0	0	0.0	0	0	0	0.0
UCF (10-2-21)	2	18	0	9.0	0	0	0	0.0
SMU (10-9-21)	0	0	0	0.0	1	7	0	7.0
at Memphis (10-14-21)	2	(8)	0	(4.0)	1	6	0	6.0
Cincinnati (10-23-21)	1	19	0	19.0	0	0	0	0.0
at Tulsa (10-29-21)	1	4	0	4.0	0	0	0	0.0
at Notre Dame (11-6-21)	1	32	0	32.0	1	18	0	18.0
East Carolina (11-20-21)	0	0	0	0.0	0	0	0	0.0
at Temple (11-27-21)	1	17	0	17.0	3	29	0	9.7
vs. Army (12-11-21)	2	20	0	10.0	0	0	0	0.0

Delaware (9-3-22)	1	(3)	0	(3.0)	1	17	0	17.0
Memphis (9-10-22)	1	14	0	14.0	1	4	0	4.0
at East Carolina (9-24-22)	0	0	0	0.0	2	18	0	9.0
at Air Force (10-1-22)	0	0	0	0.0	4	71	0	17.8
Tulsa (10-8-22)	0	0	0	0.0	0	0	0	0.0
at SMU (10-14-22)	0	0	0	0.0	5	59	1	11.8
Houston (10-22-22)	0	0	0	0.0	2	93	1	46.5
Temple (10-29-22)	0	0	0	0.0	0	0	0	0.0
at Cincinnati (11-5-22)	2	1	0	0.5	1	3	0	3.0
vs. Notre Dame (11-12-22)	0	0	0	0.0	0	0	0	0.0
at UCF (11-19-22)	0	0	0	0.0	0	0	0	0.0
vs. Army (12-10-22)	0	0	0	0.0	0	0	0	0.0



PLAYER PROFILES

REGIS VELEZ

#84 | WIDE RECEIVER | JR. | 6-4 | 203
PHOENIX, ARIZ. | BROPHY COLLEGE PREPARATORY

- **At Navy:** Enters the fall third on the depth chart at wide receiver ... has earned 1 varsity letter.
- **2022:** Appeared in each of the first 8 contests as a member of special teams.
- **2021:** Appeared in 2 games, including making his collegiate debut against Marshall in the opener.
- **High School / Personal:** A 2020 graduate of Brophy College Preparatory School in Phoenix, Ariz., Velez attended Northern Arizona University during the 2020-21 academic year ... led Brophy Prep to the 2019 Arizona 6A State playoffs ... two-time (2018; '19) Sports360AZ All-Academic Team ... tore his ACL in the season opener of his senior year of high school ... attended Northern Arizona on an academic scholarship where he walked on to the football team ... a special teams member, he made his lone appearance against Idaho ... recipient of the Golden Eagle Scholar-Athlete Award in 2021 ... brother, Ryan, is a 2020 graduate of Army, where he was a four-year member of the football team ... brother, Ross, graduated from the Naval Academy in the Class of 2023 ... son of Roger and Evangeline Velez ... majoring in mathematics with economics.



GAME-BY-GAME


Game (Date)	Rushing				Receiving			
	Att	Yds	TD	Avg	Att	Yds	TD	Avg
Marshall (9-4-21)	0	0	0	0.0	0	0	0	0.0
Air Force (9-11-21)	0	0	0	0.0	0	0	0	0.0
Delaware (9-3-22)	0	0	0	0.0	0	0	0	0.0
Memphis (9-10-22)	0	0	0	0.0	0	0	0	0.0
at East Carolina (9-24-22)	0	0	0	0.0	0	0	0	0.0
at Air Force (10-1-22)	0	0	0	0.0	0	0	0	0.0
Tulsa (10-8-22)	0	0	0	0.0	0	0	0	0.0
at SMU (10-14-22)	0	0	0	0.0	0	0	0	0.0
Houston (10-22-22)	0	0	0	0.0	0	0	0	0.0
Temple (10-29-22)	0	0	0	0.0	0	0	0	0.0

EVAN WARREN

#6 | KICKER | SR. | 5-10 | 178
FINKSBURG, MD. | WESTMINSTER HS

• 2022 ACADEMIC ALL-DISTRICT (COLLEGE SPORTS COMMUNICATORS)

- **At Navy:** Enters the fall as Navy's starting kicker handling both PAT's and field goals, as well as kickoffs ... has earned 2 varsity letters.
- **2022:** Garnered Academic All-District recognition from College Sports Communicators (formerly CoSIDA) ... on the year, he kicked off 44 times for an average of 59.0 yards and recorded 14 touchbacks ... kicked 3 times for 185 yards (61.7) against Army ... averaged 61.0 yards on 4 kicks in the win over nationally-ranked UCF ... kicked 4 times for a 57.8 average against Notre Dame ... averaged a career-high tying 65.0 yards on 3 kicks at Cincinnati ... kicked off 5 times for 304 yards and a 60.8 average in the win over Temple ... recorded 3 kicks for 153 yards and a 51.0 average against Houston ... had 4 kicks that averaged 53.5 yards at SMU ... had a busy afternoon against Tulsa, kicking off 10 times for a 59.3 average ... entered the Tulsa game having kicked off a combined 8 times this season ... kicked off twice at Air Force where he averaged 60.0 yards ... handled the kicking off duties at East Carolina where he averaged 57 yards on 4 kicks ... kicked the extra point following Anton Hall Jr.'s 62-yard touchdown reception in the AAC opener against Memphis ... attempted and missed his first-collegiate field goal (45 yds) in the Mids' opener against Delaware ... also kicked off for the Mids, averaging 65 yards on a pair of kicks.
- **2021:** Handled Navy's kickoff duties in 10 of the 12 contests, closing out the season



averaging 55.3 yards per kickoff (49 kicks, 2709 yds) ... kicked off 4 times for 210 yards (52.5 yds/kick) in the win over Army ... averaged 52.0 yards per kickoff at Temple ... averaged 55.8 yards per kickoff against East Carolina ... took 3 of the 4 kickoffs against Notre Dame, averaging 55.3 yards ... averaged 42.0 yards on 5 kickoffs at Tulsa ... kicked off 4 times for a 58.2 average at Memphis ... averaged 60.8 yards on 5 kicks against SMU ... kicked off 7 times against UCF for an average of 54.3 yards ... averaged 62.8 yards on 5 kickoffs at Houston in the AAC opener ... made his collegiate debut in the Mids' contest against Air Force where he handled the kickoff duties ... fired off 3 kicks for an average of 64.3 yards.

- **2020:** Did not see any varsity action.
- **High School / Personal:** A 2020 graduate of Westminster Senior High School in Westminster, Md., Warren was a three-sport athlete who earned letters in football (3) and tennis (3) and also was a member of the lacrosse team ... three-time (2017, '18, '19) First-Team All-County and All-Conference (2018, '19 first team and 2017 second team) selection ... 2019 Second-Team All-State (Md.) ... 2019 Blue-Grey All-American ... 2019 Maryland Crab Bowl All-Star ... 2019 Baltimore Touchdown Club All-Star ... 2019 National Football Foundation and College Hall of Fame Baltimore Chapter award winner and named to National Team of Distinction ... 2019 NIAAA and MSADA State Student-Athlete Award winner ... 2019 MPSSAA & AllState Foundation Minds in Motion Scholar-Athlete Scholarship winner ... 2018 Baltimore Touchdown Club "Super 22" selection ... 2018 Chris Sailer Kicking "Top 12 Camp" selection ... named to Carroll County All-Decade Team ... served as football team captain his senior year ... led the football team to three straight appearances (2017, '18, '19) in the state quarterfinals ... served as Student Government President and was a student member on the Carroll County Board of Education (2018-19) ... member of the National, English and Math Honor Societies ... named AP Scholar with Distinction ... high school teammate of fellow Navy football senior Jacob Busic ... also received offers from Army and Virginia Tech ... father, Tom, is a 1990 graduate of Dartmouth where he was a member of the football team ... cousin, Tori McDonald, attended Loyola and was a member of the women's lacrosse team (2016-17) ... son of Tom and Tina Warren ... majoring in political science (honors), he carries a 4.00 grade-point average.

WARREN'S CAREER STATS

Kickoffs	KO	Yds	Avg	TB	OB
2020	-- DID NOT SEE ANY ACTION --				
2021	49	2709	55.3	12	2
2022	44	2597	59.0	14	0
TOTALS	93	5306	57.1	26	2

Kicking	PAT	FG	Long	Pts
2020	-- DID NOT SEE ANY ACTION --			
2021	0-0	0-0	0	0
2022	2-2	0-1	0	2
TOTALS	2-2	0-1	0	2

WARREN'S CAREER FIELD GOAL BREAKDOWN

Year	FGM-A	Pct.	1-19	20-29	30-39	40-49	50+	Long	Blk
2020	-- DID NOT SEE ANY ACTION --								
2021	0-0	00.0	0-0	0-0	0-0	0-0	0-0	0-0	0
2022	0-1	00.0	0-0	0-0	0-0	0-1	0-0	0-0	0
TOTAL	0-1	00.0	0-0	0-0	0-0	0-1	0-0	0-0	0

GAME-BY-GAME (KICKOFFS)

Game (Date)	XP-A	FG-A	Lg	Pts	KO	Yds	Avg	TB	OB
Air Force (9-11-21)	0-0	0-0	0	0	3	193	64.3	1	0
at Houston (9-25-21)	0-0	0-0	0	0	5	314	62.8	2	0
UCF (10-2-21)	0-0	0-0	0	0	7	380	54.3	1	0
SMU (10-9-21)	0-0	0-0	0	0	5	304	60.8	3	0
at Memphis (10-14-21)	0-0	0-0	0	0	4	233	58.2	1	0
at Tulsa (10-29-21)	0-0	0-0	0	0	5	210	42.0	0	0
at Notre Dame (11-6-21)	0-0	0-0	0	0	3	166	55.3	0	0
East Carolina (11-20-21)	0-0	0-0	0	0	6	335	55.8	1	1
at Temple (11-27-21)	0-0	0-0	0	0	7	364	52.0	1	0
vs. Army (12-11-21)	0-0	0-0	0	0	4	210	52.5	2	0
Delaware (9-3-22)	1-1	0-1	0	1	2	130	65.0	1	0
at East Carolina (9-24-22)	0-0	0-0	0	0	4	228	57.0	3	0
at Air Force (10-1-22)	0-0	0-0	0	0	2	120	60.0	1	0
Tulsa (10-8-22)	0-0	0-0	0	0	10	593	59.3	4	0



PLAYER PROFILES

at SMU (10-14-22)	0-0	0-0	0	0	4	214	53.5	0	0
Houston (10-22-22)	0-0	0-0	0	0	3	153	51.0	0	0
Temple (10-29-22)	0-0	0-0	0	0	5	304	60.8	1	0
at Cincinnati (11-5-22)	0-0	0-0	0	0	3	195	65.0	0	0
vs. Notre Dame (11-12-22)	0-0	0-0	0	0	4	231	57.8	0	0
at UCF (11-19-22)	0-0	0-0	0	0	4	244	61.0	2	0
vs. Army (12-10-22)	0-0	0-0	0	0	3	185	61.7	0	0


AYDEN WHELESS

#67 | OFFENSIVE TACKLE | SO. | 6-4 | 327
ANNAPOLIS, MD. | BROADNECK HS

• **At Navy:** Enters the fall third on the depth chart at offensive tackle.

• **2022:** Did not see any varsity action.

• **High School / Personal:** A 2022 graduate of Broadneck High School in Arnold, Md., Wheless was a three-sport athlete who earned letters in basketball (2), football (2) and track & field (2) ... earned First-Team All-State, First-Team All-Metro and First-Team All-County in football his senior year ... also served as football team captain as a senior ... was the 2022 Maryland Class 4A shot put champion ... father, Jerrick Hall, is a graduate of NC State where he played defensive tackle for the Wolfpack (1999-2003) ... he helped lead NC State to three bowl game appearances, including a win over Notre Dame in the 2002 Gator Bowl ... his defensive coordinator at NC State was former Navy defensive coordinator Buddy Green ... the elder Hall is in his fifth year as a member of the Navy football coaching staff (defensive line) ... son of Jerrick and Ashley Hall ... majoring in cyber operations.



KENDALL WHITESIDE

#98 | NOSE GUARD | SO. | 6-2 | 280
TAMPA, FLA. | SEFFNER CHRISTIAN ACADEMY

• **At Navy:** Enters the fall third on the depth chart at nose guard.

• **2022:** Did not see any varsity action.

• **High School / Personal:** A 2021 graduate of Seffner Christian Academy in Seffner, Fla., Whiteside attended the Naval Academy Prep School during the 2021-22 academic year ... two-sport athlete who earned letters in basketball (2) and football (2) ... led Seffner Christian Academy to back-to-back region titles in football ... also received offers from 2 other schools ... son of Larry Whiteside and Dawneva Faison ... majoring in cyber operations.



CAMARI WILLIAMS

#89 | WIDE RECEIVER | SR. | 6-2 | 210
FAYETTEVILLE, N.C. | SEVENTY-FIRST HS

• **At Navy:** Enters the fall listed as a starter at wide receiver ... has earned 2 varsity letters.

• **2022:** Appeared in all 12 contests ... part of an offensive unit that rattled off 363 yards of total offense against Notre Dame, the most against the Irish since its 368 yards on Nov. 5, 2016 ... Navy's 108 yards passing were the most against the Irish since its 118 on Nov. 1, 2014 ... Navy's 32 points were the most it has scored in the series since dropping a 49-39 contest to Notre Dame on Nov. 1, 2014.

• **2021:** A member of special teams, he saw action in all 12 contests including making his collegiate debut in the Mids' opener against Marshall.



• **2020:** Did not see any varsity action.

• **High School / Personal:** A 2019 graduate of Seventy-First High School in Fayetteville, N.C., Williams attended the Naval Academy Prep School during the 2019-20 academic year ... two-sport athlete who earned letters in basketball (2) and football (3) ... two-time (2018, '19) All-Sandhills Athletic Conference selection who garnered All-Region honors as a senior ... led the Sandhills 4-A Athletic Conference in receiving his senior year (64 receptions, 960 yds, 13 TDs) ... directed the football team to an 11-4 record and it advanced to the East Regional of the NCHSAA 4-A state playoffs ... earned all-conference basketball recognition as a junior ... son of Craig and Joy Williams ... majoring in political science.

GAME-BY-GAME

Game (Date)	Rushing				Receiving			
	Att	Yds	TD	Avg	Att	Yds	TD	Avg
Marshall (9-4-21)	0	0	0	0.0	0	0	0	0.0
Air Force (9-11-21)	0	0	0	0.0	0	0	0	0.0
at Houston (9-25-21)	0	0	0	0.0	0	0	0	0.0
UCF (10-2-21)	0	0	0	0.0	0	0	0	0.0
SMU (10-9-21)	0	0	0	0.0	0	0	0	0.0
at Memphis (10-14-21)	0	0	0	0.0	0	0	0	0.0
Cincinnati (10-23-21)	0	0	0	0.0	0	0	0	0.0
at Tulsa (10-29-21)	0	0	0	0.0	0	0	0	0.0
at Notre Dame (11-6-21)	0	0	0	0.0	0	0	0	0.0
East Carolina (11-20-21)	0	0	0	0.0	0	0	0	0.0
at Temple (11-27-21)	0	0	0	0.0	0	0	0	0.0
vs. Army (12-11-21)	0	0	0	0.0	0	0	0	0.0
Delaware (9-3-22)	0	0	0	0.0	0	0	0	0.0
Memphis (9-10-22)	0	0	0	0.0	0	0	0	0.0
at East Carolina (9-24-22)	0	0	0	0.0	0	0	0	0.0
at Air Force (10-1-22)	0	0	0	0.0	0	0	0	0.0
Tulsa (10-8-22)	0	0	0	0.0	0	0	0	0.0
at SMU (10-14-22)	0	0	0	0.0	0	0	0	0.0
Houston (10-22-22)	0	0	0	0.0	0	0	0	0.0
Temple (10-29-22)	0	0	0	0.0	0	0	0	0.0
at Cincinnati (11-5-22)	0	0	0	0.0	0	0	0	0.0
vs. Notre Dame (11-12-22)	0	0	0	0.0	0	0	0	0.0
at UCF (11-19-22)	0	0	0	0.0	0	0	0	0.0
vs. Army (12-10-22)	0	0	0	0.0	0	0	0	0.0

COLE WILLIAMS

#50 | LONG SNAPPER | SR. | 6-0 | 195
WARRIOR, ALA. | HAYDEN HS


• **At Navy:** Enters the fall as Navy's long snapper.

• **2022:** Did not see any varsity action.

• **2021:** Appeared in 2 games as Navy's long snapper.

• **2020:** Did not see any varsity action.

• **High School / Personal:** A 2020 graduate of Hayden High School in Hayden, Ala., Williams was a three-year football letter winner ... served as team captain his senior year ... member of the National Beta Club ... he and his sister established Broken Bread which is an outreach program that seeks out hungry and broken-spirited homeless in downtown Birmingham where they provide a snack and encouragement to those in need ... father, Jon, is a 1996 graduate of Wingate University where he was a member of the football team and is currently the tight ends coach at Navy ... son of Jon and Lisa Williams ... majoring in English.



PLAYER PROFILES

MBITI WILLIAMS JR.

#7 | CORNERBACK | JR. | 5-9 | 180
SNELLVILLE, GA. | PACE ACADEMY

- **At Navy:** Enters the fall listed as a starter at cornerback ... starter in 10 games during his career (10 So) ... has earned 2 varsity letters.
- **2022:** A starter in 10 of the 12 games, he closed out the season with 42 tackles, including 2.5 tackles for loss and a half sack ... second on the team with 5 pass breakups, while also recorded an interception, and fumble recovery ... Navy's defense held Army, the second-leading rushing team in the country (304.4 yds/gm), to just 125 yards on the ground and 153 yards of total offense (avg 385.5 yds/gm) for the entire game ... Navy held the Black Knights without an offensive touchdown until overtime ... tallied 2 tackles, including a half a sack for 5 yards against Army ... Navy's defense held UCF to 84 yards rushing after the Knights came in ranked #5 nationally with their 249.5 rushing yards per game average ... additionally, the Mids tallied a season-high tying 5 sacks for the third time in 2022 and the second-consecutive game ... turned in a pair of tackles, broke up a pass and intercepted a pass and returned it 31 yards in the Mids' win over nationally-ranked UCF ... part of a defensive unit that did not surrender a point in the second half against Notre Dame, marking the first time it has held a team scoreless in the second half since the 2021 Army game ... Notre Dame mustered just 66 yards rushing, the fewest by the Irish in the series since they rushed for 60 yards on Nov. 7, 2009 ... Navy held the Irish to just 12 yards in the second half (-23 R, 35 P) ... the Mids recorded a season-high tying 5 sacks (1.5 Colin Ramos, 1.5 John Marshall, 1 Rayuan Lane III, 0.5 Nicholas Straw, 0.5 Clay Cromwell) ... recorded 5 tackles against the Irish ... turned in 4 tackles and broke up a pass at Cincinnati ... Navy's defense held Temple to just 20 yards rushing, the fourth fewest in the Niumatalolo era and the third time in 2021 Navy held an opponent to 25 or fewer yards rushing (13 by Delaware, 25 by Tulsa) ... despite Temple allowing just 4 sacks all year, Navy sacked the Owls 4 times ... Navy's defense also forced Temple to punt 7 times, tying (Delaware) for the most by an opponent in 2022 ... recorded 6 tackles, including a tackle for loss, in the win over Temple ... also broke up a pass and recovered a fumble, the first of his career ... made the start against Houston where he made 4 stops ... his lone tackle against SMU was a tackle for loss, the first of his career ... member of a Navy defensive unit that held Tulsa to just 25 yards rushing, ... the Mids recorded their first safety (intentional grounding in the end zone by Tulsa QB Davis Brin // 2Qtr) since the Tulane game on Sept. 19, 2020 ... Navy forced 4 Tulsa turnovers (3 interceptions / 1 fumble) ... turned in a pair of solo stops against Tulsa and broke up a pass ... part of a defense that held Air Force, the nation's top-ranked rushing team (412.2 yds/gm), to just 200 yards on the ground ... pitched in a tackle and broke up a pass against the Falcons ... recorded 5 tackles and was credited with a QB hurry in Navy's double-overtime thriller at East Carolina ... produced a career-high 7 stops, including 5 solo tackles, in Navy's AAC opener against Memphis ... made his first-collegiate start in the Mids' opener against Delaware where he made a career-high tying 3 stops ... part of a defense that produced 12 tackles for loss and 5 sacks against the Fightin' Blue Hens ... the 12 TFLs were the most by the Mids since recording 12 against Rice on Oct. 22, 2005, while the 5 sacks were the most since their 5 against USF on Oct. 19, 2019.
- **2021:** Primarily a member of special teams, he saw action in 10 games including making his debut in the opener against Marshall ... closed out the season with 3 tackles and an interception ... part of a defense that held #2 Cincinnati to just 271 yards (95R, 176P), the fewest yards by the Bearcats since Nov. 17, 2019 vs. Temple (stretched 19 games) ... the 271 yards of total offense by Cincinnati were the second-fewest by a Navy opponent this season (225 by Air Force), while the 95-yard ground gain was the second-fewest rushing yards by an opponent this season (80 by SMU) and the 176 yards passing also marked the second fewest by an opponent in 2021 (49 by Air Force) ... also held Cincinnati to 27 points, the second fewest by the Bearcats this season (beat Notre Dame 24-13) ... the Bearcats came into the game averaging 43.5 points (No. 6 nationally) ... produced the first 3 tackles of his career in the Mids' contest against SMU ... also credited with a punt return against the Mustangs ... intercepted Marshall's Grant Wells and returned it 7 yards in his collegiate debut.
- **High School / Personal:** A 2020 graduate of Pace Academy in Atlanta, Ga., Williams Jr. attended the Naval Academy Prep School during the 2020-21 academic year ... three-sport athlete who earned letters in football (4) and lacrosse (2) and also ran track ... garnered All-Region football honors as a senior ... two-time (2019, '20) All-State (Ga.) lacrosse selection ... also received an offer from Florida State ... the name Mbiti is Swahili and means "great son" ... son of Mbiti Sr. and Jamila Williams ... majoring in quantitative economics.



M. WILLIAMS JR.'S CAREER STATS

Defense	Tkls	TFL-Yds	Sack-Yds	Int	PBU	FR	FF
2021	3	0-0	0-0	1-7	0	0	0
2022	42	2.5-9	0.5-5	1-31	5	1-0	0
TOTALS	45	2.5-9	0.5-5	2-38	5	1-0	0

	SEASON HIGHS	CAREER HIGHS
Tackles	7 vs. Memphis (9-10-22)	7 vs. Memphis (9-10-22)
TFL	1 (2x; last vs. Temple, 10-29-22)	1 (2x; last vs. Temple, 10-29-22)
Sacks	0.5 vs. Army (12-10-22)	0.5 vs. Army (12-10-22)
INT	1 at UCF (11-19-22)	1 (2x; last at UCF, 11-19-22)
PBU	1 (5x; last at UCF, 11-19-22)	1 (5x; last at UCF, 11-19-22)
FR	1 vs. Temple (10-29-22)	1 vs. Temple (10-29-22)


GAME-BY-GAME

Game (Date)	U-A-TT	TFL-Yds	Sacks	Int	PBU	FF	FR	Blk
Marshall (9-4-21)	0-0-0	0-0	0-0	0-0	1-7	0	0	0
Air Force (9-11-21)	0-0-0	0-0	0-0	0-0	0	0	0	0
SMU (10-9-21)	0-3-3	0-0	0-0	0-0	0	0	0	0
at Memphis (10-14-21)	0-0-0	0-0	0-0	0-0	0	0	0	0
Cincinnati (10-23-21)	0-0-0	0-0	0-0	0-0	0	0	0	0
at Tulsa (10-29-21)	0-0-0	0-0	0-0	0-0	0	0	0	0
at Notre Dame (11-6-21)	0-0-0	0-0	0-0	0-0	0	0	0	0
East Carolina (11-20-21)	0-0-0	0-0	0-0	0-0	0	0	0	0
at Temple (11-27-21)	0-0-0	0-0	0-0	0-0	0	0	0	0
vs. Army (12-11-21)	0-0-0	0-0	0-0	0-0	0	0	0	0
Delaware (9-3-22)	3-0-3	0-0	0-0	0-0	0	0	0	0
Memphis (9-10-22)	5-2-7	0-0	0-0	0-0	0	0	0	0
at East Carolina (9-24-22)	3-2-5	0-0	0-0	0-0	0	0	0	0
at Air Force (10-1-22)	1-0-1	0-0	0-0	0-0	1	0	0	0
Tulsa (10-8-22)	2-0-2	0-0	0-0	0-0	1	0	0	0
at SMU (10-14-22)	1-0-1	1-3	0-0	0-0	0	0	0	0
Houston (10-22-22)	2-2-4	0-0	0-0	0-0	0	0	0	0
Temple (10-29-22)	1-5-6	1-1	0-0	0-0	1	0	1-0	0
at Cincinnati (11-5-22)	2-2-4	0-0	0-0	0-0	1	0	0	0
vs. Notre Dame (11-12-22)	1-4-5	0-0	0-0	0-0	0	0	0	0
at UCF (11-19-22)	2-0-2	0-0	0-0	1-31	1	0	0	0
vs. Army (12-10-22)	1-1-2	0.5-5	0.5-5	0-0	0	0	0	0

JIANNI WOODSON-BROOKS

#52 | LINEBACKER | JR. | 6-0 | 234
WASHINGTON, D.C. | WOODBERRY FOREST SCHOOL

- **At Navy:** Enters the fall second on the depth chart at linebacker ... starter in 5 games during his career (5 So) ... has earned 2 varsity letters.
- **2022:** A starter in 5 of the 12 games, he finished the year with 42 tackles, including a tackle for loss ... also recovered a fumble, broke up a pass and had 3 QB hurries ... Navy's defense held Army, the second-leading rushing team in the country (304.4 yds/gm), to just 125 yards on the ground and 153 yards of total offense (avg 385.5 yds/gm) for the entire game ... Navy held the Black Knights without an offensive touchdown until overtime ... recorded a career-high 8 tackles against Army ... Navy's defense held UCF to 84 yards rushing after the Knights came in ranked #5 nationally with their 249.5 rushing yards per game average ... additionally, the Mids tallied a season-high tying 5 sacks (4 John Marshall, 1 Tyler Fletcher) for the third time in 2022 and the second-consecutive game ... turned in 3 tackles in the Mids' win over nationally-ranked UCF ... part of a defensive unit that did not surrender a point in the second half against Notre Dame, marking the first time it has held a team scoreless in the second half since last year's Army game ... Notre Dame mustered just 66 yards rushing, the fewest by the Irish in the series since they rushed for 60 yards on Nov. 7, 2009 ... Navy held the Irish to just 12 yards in the second half (-23 R, 35 P) ... the Mids recorded a season-high tying 5 sacks (1.5 Colin Ramos, 1.5 John Marshall, 1 Rayuan Lane III, 0.5 Nicholas Straw,



PLAYER PROFILES

0.5 Clay Cromwell) ... turned in a pair of tackles against the Irish ... posted 3 tackles at Cincinnati ... Navy's defense held Temple to just 20 yards rushing, the fourth fewest in the Niumatalolo era and the third time in 2022 Navy held an opponent to 25 or fewer yards rushing (13 by Delaware, 25 by Tulsa) ... despite Temple allowing just 4 sacks all year, Navy sacked the Owls 4 times (Tyler Fletcher, John Marshall, Dashaun Peele, Jacob Busic) ... Navy's defense also forced Temple to punt 7 times, tying (Delaware) for the most by an opponent in 2022 ... recovered a fumble against Houston thanks to a Jacob Busic sack and returned it 5 yards for his first-collegiate touchdown ... it was the first fumble returned for a touchdown by a Navy player since Diego Fagot returned a 20-yard fumble recovery against SMU (10-9-21) ... also finished with 5 tackles ... turned in a pair of tackles against SMU ... member of a Navy defensive unit that held Tulsa to just 25 yards rushing ... the Mids recorded their first safety (intentional grounding in the end zone by Tulsa QB Davis Brin // 2Qtr) since the Tulane game on Sept. 19, 2020 ... Navy forced 4 Tulsa turnovers (3 interceptions / 1 fumble) ... part of a defense that held Air Force, the nation's top-ranked rushing team (412.2 yds/gm), to just 200 yards on the ground ... turned in 4 tackles against the Falcons ... along with Eavan Gibbons, paced Navy with 7 tackles in the double-overtime victory at East Carolina ... tallied 4 tackles, including his first-collegiate tackle for loss in Navy's AAC opener against Memphis ... part of a defense that produced 12 tackles for loss and 5 sacks in the opener against Delaware ... the 12 TFLs were the most by the Mids since recording 12 against Rice on Oct. 22, 2005, while the 5 sacks were the most since their 5 against USF on Oct. 19, 2019 ... he recorded 3 tackles and broke up a pass for the first time in his career.

• **2021:** Primarily a member of special teams, saw action in each of the last 9 contests ... closed out the season with 4 tackles ... chipped in a tackle against East Carolina ... turned in a solo stop at Tulsa ... part of a defense that held #2 Cincinnati to just 271 yards (95R, 176P), the fewest yards by the Bearcats since Nov. 17, 2019 vs. Temple (stretched 19 games) ... the 271 yards of total offense by Cincinnati were the second-fewest by a Navy opponent this season (225 by Air Force), while the 95-yard ground gain was the second-fewest rushing yards by an opponent this season (80 by SMU) and the 176 yards passing also marked the second fewest by an opponent in 2021 (49 by Air Force) ... also held Cincinnati to 27 points, the second fewest by the Bearcats this season (beat Notre Dame 24-13) ... the Bearcats came into the game averaging 43.5 points (No. 6 nationally) ... turned in a solo stop at Memphis ... made his collegiate debut in the win over UCF where he was in on a special teams tackle.

• **High School / Personal:** A 2021 graduate of Woodberry Forest School in Woodberry Forest, Va., Woodson-Brooks was a four-sport athlete who earned letters in football (3), track & field (6), wrestling (1) and played basketball ... garnered Second-Team Virginia Independent Schools Athletic Association All-State (Va.) honors as a junior after recording 77 tackles, 12 tackles for loss, three pass breakups, two sacks and one interception ... also received in upwards of 20 offers from other schools, including Army ... son of Ronald Brooks and Shequita Woodson ... majoring in English.

WOODSON-BROOKS' CAREER STATS

Defense	Tkls	TFL-Yds	Sack-Yds	Int	PBU	FR	FF
2021	4	0-0	0-0	0	0	0	0
2022	42	1.0-3	0-0	0	1	1-5	0
TOTALS	46	1.0-3	0-0	0	1	1-5	0

	SEASON HIGHS	CAREER HIGHS
Tackles	8 vs. Army (12-10-22)	8 vs. Army (12-10-22)
TFL	1 vs. Memphis (9-10-22)	1 vs. Memphis (9-10-22)
PBU	1 vs. Delaware (9-3-22)	1 vs. Delaware (9-3-22)
FR	1 (td) vs. Houston (10-22-22)	1 (td) vs. Houston (10-22-22)

GAME-BY-GAME

Game (Date)	U-A-TT	TFL-Yds	Sacks	Int	PBU	FF	FR	Blk
UCF (10-2-21)	0-1-1	0-0	0-0	0	0	0	0	0
SMU (10-9-21)	0-0-0	0-0	0-0	0	0	0	0	0
at Memphis (10-14-21)	1-0-1	0-0	0-0	0	0	0	0	0
Cincinnati (10-23-21)	0-0-0	0-0	0-0	0	0	0	0	0
at Tulsa (10-29-21)	1-0-1	0-0	0-0	0	0	0	0	0
at Notre Dame (11-6-21)	0-0-0	0-0	0-0	0	0	0	0	0
East Carolina (11-20-21)	0-1-1	0-0	0-0	0	0	0	0	0
at Temple (11-27-21)	0-0-0	0-0	0-0	0	0	0	0	0
vs. Army (12-11-21)	0-0-0	0-0	0-0	0	0	0	0	0

Delaware (9-3-22)	3-0-3	0-0	0-0	0	1	0	0	0
Memphis (9-10-22)	3-1-4	1-3	0-0	0	0	0	0	0
at East Carolina (9-24-22)	6-1-7	0-0	0-0	0	0	0	0	0
at Air Force (10-1-22)	2-2-4	0-0	0-0	0	0	0	0	0
Tulsa (10-8-22)	0-0-0	0-0	0-0	0	0	0	0	0
at SMU (10-14-22)	1-1-2	0-0	0-0	0	0	0	0	0
Houston (10-22-22)	3-2-5	0-0	0-0	0	0	0	0	0
Temple (10-29-22)	0-1-1	0-0	0-0	0	0	0	0	0
at Cincinnati (11-5-22)	1-2-3	0-0	0-0	0	0	0	0	0
vs. Notre Dame (11-12-22)	0-2-2	0-0	0-0	0	0	0	0	0
at UCF (11-19-22)	2-1-3	0-0	0-0	0	0	0	0	0
vs. Army (12-10-22)	3-5-8	0-0	0-0	0	0	0	0	0



2023 NAVY FOOTBALL

**SECTION
FIVE**

**2023
OPPONENTS**



2023 NAVY FOOTBALL



JOSHUA
PENA



2023 OPPONENTS

GAME 1

NOTRE DAME

Aug. 26 • Dublin, Ireland
2:30 PM ET • NBC

Series History	Notre Dame leads 81-13-1
First Meeting	Notre Dame 19-6 Oct. 15, 1927 / Baltimore
Last Meeting	Notre Dame 35-32 Nov. 12, 2022 / Baltimore, Md.
Newberry vs. Notre Dame	0-0

QUICK FACTS

Location / Enrollment	South Bend, Ind. / 8,624
Nickname	Fighting Irish
Colors	Blue and Gold
Athletic Director	Jack Swarbrick
Conference	Independent
Home Field	Notre Dame Stadium
Capacity / Surface	77,622 / Field Turf

FOOTBALL INFORMATION

2022 Overall	9-4
Starters R / L	11 / 11
Letterwinners R / L	31 / 23

COACHING STAFF

Head Coach	Marcus Freeman (Ohio State '07)
Record at Notre Dame	9-5 / Second Year
Overall Record	9-5 / Second Year

MEDIA INFORMATION

SID Contact	Katy Lonergan
Office Phone	785-764-9941
E-Mail	klonerg2@nd.edu
Web Site	und.com

2023 SCHEDULE

8-26	vs. Navy	2:30 PM
9-2	Tennessee State	3:30 PM
9-9	at NC State	12 Noon
9-16	Central Michigan	2:30 PM
9-23	Ohio State	7:30 PM
9-30	at Duke	TBA
10-7	at Louisville	TBA
10-14	USC	7:30 PM
10-28	Pitt	3:30 PM
11-4	at Clemson	TBA
11-18	Wake Forest	3:30 PM
11-25	at Stanford	TBA

Note: All game times in this section are Eastern, local to Annapolis, Md.

GAME 2

WAGNER

Sept. 9 • Annapolis, Md.
3:30 PM ET • CBSN

Series History	First Meeting
First Meeting	First Meeting
Last Meeting	First Meeting
Newberry vs. Wagner	0-0

QUICK FACTS

Location / Enrollment	Staten Island, N.Y. / 1,568
Nickname	Seahawks
Colors	Green and White
Vice President for Intercollegiate Athletics	Walt Hameline
Director of Athletics	Brendan Fahey
Conference	Northeast
Home Field	Wagner College Stadium
Capacity / Surface	3,300 / FieldTurf

FOOTBALL INFORMATION

2022 Overall / Conference Record	1-10 / 1-6
Starters R / L	12 / 10
Letterwinners R / L	55 / 37

COACHING STAFF

Head Coach	Tom Masella (Wagner '82)
Record at Wagner	1-23 / Third Year
Overall Record	45-89 / 15th Year

MEDIA INFORMATION

SID Contact	Max Rottenecker
Office Phone	718-390-3213
E-Mail	m.rottenecker@wagner.edu
Web Site	wagnerathletics.com

2023 SCHEDULE

9-2	at Fordham	6:00 PM
9-9	at Navy	3:30 PM
9-16	at Sacred Heart	1:00 PM
9-23	Merrimack	4:00 PM
9-30	at Rutgers	TBA
10-14	at Saint Francis	TBA
10-21	Central Connecticut State	12 Noon
10-28	Stonehill	12 Noon
11-4	Duquesne	12 Noon
11-11	at LIU	12 Noon
11-18	Post	12 Noon

GAME 3

MEMPHIS

Sept. 14 • Memphis, Tenn.
7:30 PM ET • ESPN

Series History	Memphis leads 5-3
First Meeting	Navy 45-20 Nov. 7, 2015 / Memphis
Last Meeting	Memphis 37-13 Sept. 10, 2022 / Annapolis
Newberry vs. Memphis	0-0

QUICK FACTS

Location / Enrollment	Memphis, Tenn. / 20,585
Nickname	Tigers
Colors	Blue & Gray
Vice President and Athletic Director	Laird Veatch
Conference	American Athletic
Home Field	Simmons Bank Liberty Stadium
Capacity / Surface	56,862 / AstroTurf

FOOTBALL INFORMATION

2022 Overall / Conference Record	7-6 / 3-5
Starters R / L	11 / 11
Letterwinners R / L	44 / 41

COACHING STAFF

Head Coach	Ryan Silverfield (Hampden-Sydney '03)
Record at Memphis	21-16 / Fourth Year
Overall Record	21-16 / Fourth Year

MEDIA INFORMATION

SID Contact	Scott Burns
Office Phone	812-322-5285
E-Mail	scott.burns@memphis.edu
Web Site	gotigersgo.com

2023 SCHEDULE

9-2	Bethune-Cookman	7:00 PM
9-9	at Arkansas State	7:00 PM
9-14	Navy	7:30 PM
9-23	Missouri	TBA
9-30	Boise State	TBA
10-13	Tulane	7:00 PM
10-21	at UAB	TBA
10-28	at North Texas	TBA
11-4	USF	TBA
11-11	at Charlotte	TBA
11-18	SMU	TBA
11-24	at Temple	TBA

2023 OPPONENTS

GAME 4

USF

Sept. 30 • Annapolis, Md.
3:30 PM ET • CBSSN

Series History	Navy leads, 2-1
First Meeting	Navy 29-17
	Oct. 31, 2015 / Annapolis
Last Meeting	Navy 35-3
	Oct. 19, 2019 / Annapolis
Newberry vs. USF	0-0

QUICK FACTS

Location / Enrollment	Tampa, Fla. / 50,577
Nickname	Bulls
Colors	Green & Gold
Vice President / Athletic Director	Michael Kelly
Conference	American Athletic
Home Field	Raymond James Stadium
Capacity / Surface	65,857 / Tifway Bermuda

FOOTBALL INFORMATION

2022 Overall / Conference Record	1-11 / 0-8
Starters R / L	14 / 14
Letterwinners R / L	48 / 28

COACHING STAFF

Head Coach	Alex Golesh (Ohio State '06)
Record at USF	0-0 / First Year
Overall Record	0-0 / First Year

MEDIA INFORMATION

SID Contact	Brian Siegrist
Office Phone	813-293-3897
E-Mail	siegrist@usf.edu
Web Site	gousfbulls.com

2023 SCHEDULE

9-2	at Western Kentucky	3:30 PM
9-9	Florida A&M	7:00 PM
9-16	Alabama	3:30 PM
9-23	Rice	TBA
9-30	at Navy	3:30 PM
10-7	at UAB	TBA
10-14	FAU	TBA
10-21	at UConn	3:30 PM
11-4	at Memphis	TBA
11-11	Temple	TBA
11-17	at UTSA	9:00 PM
11-25	Charlotte	TBA

GAME 5

NORTH TEXAS

Oct. 7 • Annapolis, Md.
3:30 PM ET • CBSSN

Series History	Navy leads 1-0
First Meeting	Navy 74-62
	Nov. 10, 2007 / Denton
Last Meeting	Navy 74-62
	Nov. 10, 2007 / Denton
Newberry vs. North Texas	0-0

QUICK FACTS

Location / Enrollment	Denton, Texas / 40,796
Nickname	Mean Green
Colors	Green & White
Vice President / Athletic Director	Jared Mosley
Conference	American Athletic Conference
Home Field	Apogee
Capacity / Surface	30,850 / FieldTurf

FOOTBALL INFORMATION

2022 Overall / Conference Record	7-7 / 6-2 (C-USA)
Starters R / L	14 / 12
Letterwinners R / L	40 / 22

COACHING STAFF

Head Coach	Eric Morris (Texas Tech '09)
Record at North Texas	First Year
Overall Record	First Year

MEDIA INFORMATION

SID Contact	Taylor Bryan
Office Phone	254-709-4411
E-Mail	taylor.bryan@unt.edu
Web Site	meangreensports.com

2023 SCHEDULE

9-2	Cal	4:00 PM
9-9	at FIU	6:30 PM
9-16	at Louisiana Tech	7:00 PM
9-30	Abilene Christian	TBA
10-7	at Navy	3:30 PM
10-14	Temple	TBA
10-21	at Tulane	TBA
10-28	Memphis	TBA
11-4	UTSA	TBA
11-10	at SMU	9:00 PM
11-18	at Tulsa	TBA
11-25	UAB	TBA

GAME 6

CHARLOTTE

Oct. 14 • Charlotte, N.C.
Time TBA

Series History	First Meeting
First Meeting	First Meeting
Last Meeting	First Meeting
Newberry vs. Charlotte	0-0

QUICK FACTS

Location / Enrollment	Charlotte, N.C. / 30,146
Nickname	49ers
Colors	White & Green
Athletic Director	Mike Hill
Conference	American Athletic
Home Field	Jerry Richardson Stadium
Capacity / Surface	15,000 / Synthetic

FOOTBALL INFORMATION

2022 Overall / Conference Record	3-9 / 2-6 (C-USA)
Starters R / L	10 / 12
Letterwinners R / L	30 / 46

COACHING STAFF

Head Coach	Biff Poggi (Duke)
Record at Charlotte	First Year
Overall Record	First Year

MEDIA INFORMATION

SID Contact	Tom Whitestone
Office Phone	704-687-1022
E-Mail	tewhites@uncc.edu
Web Site	charlotte49ers.com

2023 SCHEDULE

9-2	South Carolina State	6:00 PM
9-9	at Maryland	7:30 PM
9-16	Georgia State	6:00 PM
9-23	at Florida	7:00 PM
9-30	at SMU	TBA
10-14	Navy	TBA
10-21	at East Carolina	TBA
10-27	Florida Atlantic	7:30 PM
11-4	at Tulsa	TBA
11-11	Memphis	TBA
11-18	Rice	TBA
11-25	at USF	TBA



2023 OPPONENTS

GAME 7

AIR FORCE

Oct. 21 • Annapolis, Md.
Noon ET • CBS

Series History	Air Force leads 33-22
First Meeting	Navy 35-3
	Oct. 15, 1960 / Annapolis
Last Meeting	Air Force 13-10
	Oct. 1, 2022 / Colorado Springs
Newberry vs. Air Force	0-0

QUICK FACTS

Location / Enrollment	Colorado Springs, Colo. / 4,400
Nickname	Falcons
Colors	Blue and Silver
Athletic Director	Nathan Pine
Conference	Mountain West
Home Field	Falcon Stadium
Capacity / Surface	46,692 / FieldTurf

FOOTBALL INFORMATION

2022 Overall / Conference Record	10-3 / 5-3
Starters R / L	16 / 9
Letterwinners R / L	63 / 28

COACHING STAFF

Head Coach	Troy Calhoun (Air Force '89)
Record at Air Force	121-78 / 17th Year
Overall Record	121-78 / 17th Year

MEDIA INFORMATION

SID Contact	Troy Garnhart
Office Phone	719-333-9263
E-Mail	troy.garnhart@usafa.edu
Web Site	goairforcefalcons.com

2023 SCHEDULE

9-2	Robert Morris	1:00 PM
9-9	at Sam Houston State	8:00 PM
9-16	Utah State	8:00 PM
9-23	at San Jose State	10:30 PM
9-30	San Diego State	8:00 PM
10-14	Wyoming	7:00 PM
10-21	at Navy	12 Noon
10-28	at Colorado State	7:00 PM
11-4	vs. Army	2:30 PM
11-11	at Hawai'i	TBA
11-18	UNLV	3:30 PM
11-25	at Boise State	4:00 PM

GAME 8

TEMPLE

Nov. 4 • Philadelphia, Pa.
Time TBA

Series History	Navy leads 9-8
First Meeting	Temple 12-7
	Sept. 17, 1988 / Annapolis
Last Meeting	Navy 27-20 (OT)
	Oct. 29, 2022 / Annapolis
Newberry vs. Temple	0-0

QUICK FACTS

Location / Enrollment	Philadelphia, Pa. / 41,000
Nickname	Owls
Colors	Cherry and White
Vice President / Director of Athletics	Arthur Johnson
Conference	American Athletic
Home Field	Lincoln Financial Field
Capacity / Surface	69,596 / Bermudagrass

FOOTBALL INFORMATION

2022 Overall / Conference Record	3-9 / 1-7
Starters R / L	16 / 6
Letterwinners R / L	34 / 26

COACHING STAFF

Head Coach	Stan Drayton (Allegheny '93)
Record at Temple	3-9 / Second Year
Overall Record	3-9 / Second Year

MEDIA INFORMATION

SID Contact	Rich Burg
Office Phone	215-204-0876
E-Mail	rich.burg@temple.edu
Web Site:	owlsports.com

2023 SCHEDULE

9-2	Akron	2:00 PM
9-9	at Rutgers	7:30 PM
9-16	Norfolk State	2:00 PM
9-23	Miami (Fla.)	TBA
9-28	at Tulsa	7:30 PM
10-7	UTSA	TBA
10-14	at North Texas	TBA
10-20	SMU	7:00 PM
11-4	Navy	TBA
11-11	at USF	TBA
11-18	at UAB	TBA
11-25	Memphis	TBA

GAME 9

UAB

Nov. 11 • Annapolis, Md.
3:30 PM ET • CBSN

Series History	First Meeting
First Meeting	First Meeting
Last Meeting	First Meeting
Newberry vs. UAB	0-0

QUICK FACTS

Location / Enrollment	Birmingham, Ala. / 22,563
Nickname	Blazers
Colors	Green & Gold
Athletic Director	Mark Ingram
Conference	American Athletic
Home Field	Protective Stadium
Capacity / Surface	42,351 / ArtificialTurf

FOOTBALL INFORMATION

2022 Overall / Conference Record	7-6 / 4-4 (CUSA)
Starters R / L	10 / 15
Letterwinners R / L	Information not available

COACHING STAFF

Head Coach	Trent Dillfer
Record at UAB	0-0 / First Year
Overall Record	0-0 / First Year

MEDIA INFORMATION

SID Contact	Ted Feeley
Office Phone	205-934-0730
E-Mail	tfeeley@uab.edu
Web Site	uabsports.com

2023 SCHEDULE

8-31	North Carolina A&T	8:00 PM
9-9	at George Southern	6:00 PM
9-16	Louisiana	7:00 PM
9-23	at Georgia	TBA
9-30	at Tulane	TBA
10-7	USF	TBA
10-14	at UTSA	TBA
10-21	Memphis	TBA
11-4	Florida Atlantic	TBA
11-11	at Navy	3:30 PM
11-18	Temple	TBA
11-25	at North Texas	TBA

2023 OPPONENTS

GAME 10

ECU

Nov. 18 • Annapolis, Md.
Noon • ESPN Family of Networks

Series History	Navy leads, 8-2
First Meeting	Navy 28-23 Sept. 2, 2006 / Annapolis
Last Meeting	Navy 23-20 (2 OT) Sept. 24, 2022 / Greenville
Newberry vs. ECU	0-0

QUICK FACTS

Location / Enrollment	Greenville, N.C. /29,131
Nickname	Pirates
Colors	Purple & Gold
Athletic Director	Jon Gilbert
Conference	American Athletic
Home Field	Dowdy-Ficklen
Capacity / Surface	50,000 / Grass

FOOTBALL INFORMATION

2022 Overall / Conference Record	8-5 / 4-4
Starters R / L	18 / 14
Letterwinners R / L	37 / 29

COACHING STAFF

Head Coach	Mike Houston (Mars Hill '94)
Record at ECU	22-24 / Fifth Year
Overall Record	102-49 / 13th year

MEDIA INFORMATION

SID Contact	Malcolm Gray
Office Phone	252-737-4523
E-Mail	graym@ecu.edu
Web Site	ECUPirates.com

2023 SCHEDULE

9-2	at Michigan	12 Noon
9-9	Marshall	4:00 PM
9-16	at Appalachian State	3:30 PM
9-23	Gardner Webb	6:00 PM
9-30	at Rice	TBA
10-12	SMU	7:30 PM
10-21	Charlotte	TBA
10-28	at UTSA	TBA
11-4	Tulane	TBA
11-11	at FAU	TBA
11-18	at Navy	12:00 PM
11-24/25	Tulsa	TBA

GAME 11

SMU

Nov. 25 • Dallas, Texas
Time TBA

Series History	Navy leads, 13-11
First Meeting	SMU 20-7 Nov. 15, 1930 / Baltimore
Last Meeting	SMU 40-34 Oct. 14, 2022 / Dallas
Newberry vs. SMU	0-0

QUICK FACTS

Location / Enrollment	Dallas, Texas /12,385
Nickname	Mustangs
Colors	Red & Blue
Athletic Director	Rick Hart
Conference	American Athletic
Home Field	Ford Stadium
Capacity / Surface	32,000 / MondoTurf

FOOTBALL INFORMATION

2022 Overall / Conference Record	7-6 / 5-3
Starters R / L	10 / 12
Letterwinners R / L	52 / 31

COACHING STAFF

Head Coach	Rhett Lashlee (Arkansas '06)
Record at SMU	7-6 / Second Year
Overall Record	7-6 / Second Year

MEDIA INFORMATION

SID Contact	Herman Hudson
Office Phone	214-768-1304
E-Mail	hermanh@smu.edu
Web Site	smumustangs.com

2023 SCHEDULE

9-2	Louisiana Tech	12:00 PM
9-9	at Oklahoma	6:00 PM
9-16	Prairie View A&M	7:00 PM
9-23	at TCU	TBA
9-30	Charlotte	TBA
10-12	at ECU	7:30 PM
10-20	at Temple	7:00 PM
10-28	Tulsa	TBA
11-4	at Rice	TBA
11-10	North Texas	9:00 PM
11-18	at Memphis	TBA
11-25	Navy	TBA

GAME 12

ARMY

Dec. 9 • Foxborough, Mass.
3:00 PM ET • CBS

Series History	Navy leads, 62-54-7
First Meeting	Navy 24-0 Nov. 29, 1890 / West Point
Last Meeting	Army 20-17 2 OT Dec. 10, 2022 / Philadelphia, Pa.
Newberry vs. Army	0-0

QUICK FACTS

Location / Enrollment	West Point, N.Y. / 4,400
Nickname	Black Knights
Colors	Black, Gold, Gray
Athletic Director	Mike Buddie
Conference	Independent
Home Field	Michie Stadium
Capacity / Surface	38,000 / FieldTurf

FOOTBALL INFORMATION

2022 Overall Record	6-6
Starters R / L	15 / 7
Letterwinners R / L	45 / 28

COACHING STAFF

Head Coach	Jeff Monken (Millkin '89)
Record at Army	64-49 / 10th Year
Overall Record	100-65 / 14th Year

MEDIA INFORMATION

SID Contact	Eric Szczepinski
Office Phone	440-823-1421
E-Mail	Eric.Szczepinski@westpoint.edu
Web Site	GoArmyWestPoint.com

2023 SCHEDULE

9-2	at Louisiana Monroe	7:00 PM
9-9	Delaware State	12 Noon
9-15	at UTSA	7:00 PM
9-23	at Syracuse	TBA
10-7	Boston College	12 Noon
10-14	Troy	3:30 PM
10-21	at LSU	TBA
10-28	UMass	12 Noon
11-4	vs. Air Force	2:30 PM
11-11	Holy Cross	12 Noon
11-18	Coastal Carolina	12 Noon
12-9	vs. Navy	3:00 PM



2023 NAVY FOOTBALL

SERIES RECORDS

Opponent	Began	W	L	T
AIR FORCE	1960	22	33	0
Akron	1990	1	1	0
ALABAMA-BIRMINGHAM (UAB)	2023	0	0	0
Arizona State	2012	0	1	0
Arkansas	1982	0	2	0
Arkansas State	2010	1	0	0
ARMY	1890	62	54	7
Ball State	1991	0	3	0
Balt. Athletic Club	1879	0	0	1
Balt. City College	1894	1	0	0
Balt. Medical College	1900	1	0	1
Bethany	1921	1	0	0
Boston College	1928	11	18	0
Boston University	1958	1	0	0
Bowling Green	1991	1	2	0
Brigham Young (BYU)	1978	1	2	0
Bucknell	1898	9	4	1
California	1947	2	3	0
Carlisle Indians	1894	5	1	0
Central Florida (UCF)	2017	2	2	0
Central Michigan	2003	3	0	0
CHARLOTTE	2023	0	0	0
Cincinnati	1940	3	3	0
Citadel, The	1937	6	2	0
Clemson	1939	0	1	0
Colby	1914	3	0	0
Colgate	1923	7	0	0
Colorado State	2005	1	0	0
Columbia	1900	13	9	1
Columbia Athletic Club	1890	0	0	1
Connecticut (UCONN)	1975	9	1	0
Cornell	1941	9	1	0
Dartmouth	1929	4	0	1
Davidson	1909	3	0	0
Davis & Elkins	1927	1	1	0
Delaware	1931	10	8	0
Denison	1929	1	0	0
Detroit	1961	1	0	0
Dickinson	1889	10	1	4
Drake	1926	3	0	0
Duke	1927	20	15	5
EAST CAROLINA	2006	8	2	0
Eastern Illinois	1993	1	0	0
Eastern Kentucky	1981	1	0	0
Eastern Michigan	2003	2	0	0
Elizabeth AC	1894	1	0	1
Florida Atlantic	2012	2	0	0
Florida State	1978	0	1	0
Fordham	1914	2	0	0
Franklin & Marshall	1892	4	0	0
Gallaudet (Kendall)	1886	4	1	0
Georgetown	1890	13	4	2
George Washington	1898	6	0	0
Georgia	1916	2	0	0
Georgia Southern	2010	2	0	0
Georgia Tech	1922	9	16	0
Great Lakes NTS	1918	0	1	0

Opponent	Began	W	L	T
Harvard	1907	1	1	3
Haverford	1917	1	0	0
Hawai'i	1999	1	3	0
Holy Cross	2019	1	0	0
Houston	1980	2	7	0
Illinois	1979	1	0	0
Indiana	1985	2	2	0
James Madison	1988	1	2	0
Johns Hopkins	1882	9	3	0
Kansas State	2019	1	0	0
Kent State	1980	5	0	0
Lafayette	1891	8	4	0
Lehigh	1889	15	6	1
Louisiana Tech	2009	2	1	0
Louisville	1993	0	2	0
Loyola of Chicago	1926	3	0	0
Marine Officers	1904	1	0	0
Marquette	1924	1	1	0
Marshall	2021	0	1	0
Maryland	1905	14	7	0
Maryland State	1897	1	0	0
Massachusetts	2006	1	0	0
MEMPHIS	2015	3	5	0
Mercer	1933	2	0	0
Miami (Fla.)	1959	2	3	0
Michigan	1925	5	12	1
Middle Tennessee State	2013	1	0	0
Minnesota	1962	0	1	0
Mississippi	1955	1	0	0
Mississippi State	1983	0	1	0
Missouri	1948	1	2	0
New Mexico	2004	1	0	0
N.Y. Naval Militia	1903	1	0	0
N.Y. University	1910	3	0	0
N.J. Athletic Club	1895	1	0	0
Newport TS	1918	1	0	0
Norfolk Naval Base	1918	1	0	0
North Carolina	1899	5	5	0
N.C. Pre-flight	1943	1	1	0
N.C. State	1911	6	3	0
Northeastern	2004	1	0	0
Northern Illinois	2007	2	0	0
Northwestern	1950	0	3	0
NORTH TEXAS	2007	1	0	0
NOTRE DAME	1927	13	81	1
Ohio	1932	0	1	0
Ohio State	1930	0	5	0
Oklahoma	1965	1	0	0
Orange Athletic Club	1895	0	1	0
Pennsylvania	1888	21	22	4
Penn. Reserves	1896	1	1	0
Penn State	1894	17	19	2
Pittsburgh	1912	15	22	3
Princeton	1892	12	18	6
Princeton Freshmen	1885	0	1	0
Princeton JV	1886	1	2	0
Purdue	1926	2	0	0

Opponent	Began	W	L	T
Rice	1951	6	6	0
Richmond	1926	2	0	0
Rutgers	1891	11	13	1
St. Helena	1918	1	0	0
St. John's College (Md.)	1885	18	3	0
Saint Xavier College	1922	2	0	0
San Diego State	1994	1	3	0
San Jose State	2011	2	2	0
South Alabama	2013	2	0	0
South Carolina	1920	3	5	0
SOUTH FLORIDA (USF)	2015	2	1	0
Southern Cal (USC)	1949	1	2	0
SOUTHERN METHODIST (SMU)	1930	13	11	0
Southern Mississippi	2011	0	1	0
Stanford	1954	2	1	1
Swarthmore College	1904	1	4	0
Syracuse	1959	8	19	0
TEMPLE	1988	9	8	0
Texas	1964	0	2	0
Texas Christian (TCU)	2000	0	2	0
Texas State	2012	2	0	0
Texas Tech	2003	0	1	0
Toledo	1990	1	3	0
Towson	2008	1	0	0
Trinity (Conn.)	1899	1	0	0
Troy	2011	1	1	0
Tulane	1949	12	12	1
TULSA	2004	8	2	0
Ursinus College	1914	2	1	0
Utah	2007	0	1	0
Vanderbilt	1907	3	2	2
Vermont	1924	1	0	0
Villanova	1908	9	2	0
Virginia	1889	29	11	0
VMI	1898	10	0	0
Virginia Tech	1903	7	3	0
WAGNER	2023	0	0	0
Wake Forest	1929	5	7	0
Washington	1924	2	3	1
Washington All-Stars	1889	1	0	0
Washington College	1925	1	0	0
Washington & Jefferson	1900	4	1	1
Washington & Lee	1916	2	1	0
West Virginia	1907	6	2	0
West Virginia Wesleyan	1919	7	1	1
Western Kentucky	2009	2	2	0
Western Maryland	1905	3	0	0
Western Reserve	1909	8	0	1
White Squadron	1896	2	0	0
William & Mary	1923	35	6	1
Wisconsin	1945	1	1	0
Wooster College	1931	1	0	0
Yale	1901	4	5	1

2023 Opponents in BOLD



ALL-TIME SERIES RECORDS & RESULTS

AIR FORCE

Games: 55 / Air Force Leads 33-22

Streak: Air Force, 3 Games

Home – 12-9 / Road – 7-20 / Neutral – 3-4

10-15-1960	W	35-3	*	Baltimore, Md.
10-1-1966	L	7-15		Colorado Springs, Colo.
10-12-1968	L	20-26	&	Chicago, Ill.
10-17-1970	L	3-26	^	Washington, D.C.
10-11-1972	W	21-17		Colorado Springs, Colo.
10-20-1973	W	42-6		Annapolis, Md.
10-19-1974	L	16-19		Colorado Springs, Colo.
10-4-1975	W	17-0	^	Washington, D.C.
10-9-1976	L	3-13		Colorado Springs, Colo.
10-8-1977	W	10-7		Annapolis, Md.
10-7-1978	W	37-8		Colorado Springs, Colo.
10-6-1979	W	13-9		Annapolis, Md.
10-11-1980	L	20-21		Colorado Springs, Colo.
10-10-1981	W	30-13		Annapolis, Md.
10-9-1982	L	21-24		Colorado Springs, Colo.
10-8-1983	L	17-44		Annapolis, Md.
10-6-1984	L	22-29		Colorado Springs, Colo.
10-12-1985	L	7-24		Annapolis, Md.
10-11-1986	L	6-40		Colorado Springs, Colo.
10-10-1987	L	13-23		Annapolis, Md.
10-8-1988	L	24-34		Colorado Springs, Colo.
10-7-1989	L	7-35		Annapolis, Md.
10-6-1990	L	7-24		Colorado Springs, Colo.
10-12-1991	L	6-46		Annapolis, Md.
10-10-1992	L	16-18		Colorado Springs, Colo.
10-9-1993	W	28-24		Annapolis, Md.
10-8-1994	L	21-43		Colorado Springs, Colo.
10-14-1995	L	20-30		Annapolis, Md.
10-12-1996	W	20-17		Colorado Springs, Colo.
10-11-1997	L	7-10		Annapolis, Md.
10-10-1998	L	7-49		Colorado Springs, Colo.
10-9-1999	L	14-19	+	Landover, Md.
10-7-2000	L	13-27		Colorado Springs, Colo.
10-6-2001	L	18-24	+	Landover, Md.
10-5-2002	L	7-48		Colorado Springs, Colo.
10-4-2003	W	28-25	+	Landover, Md.
9-30-2004	W	24-21		Colorado Springs, Colo.
10-8-2005	W	27-24		Annapolis, Md.
10-7-2006	W	24-17		Colorado Springs, Colo.
9-29-2007	W	31-20		Annapolis, Md.
10-4-2008	W	33-27		Colorado Springs, Colo.
10-3-2009	W	16-13	OT	Annapolis, Md.
10-2-2010	L	6-14		Colorado Springs, Colo.
10-1-2011	L	34-35	OT	Annapolis, Md.
10-6-2012	W	28-21	OT	Colorado Springs, Colo.
10-5-2013	W	28-10		Annapolis, Md.
10-4-2014	L	21-30		Colorado Springs, Colo.
10-3-2015	W	33-11		Annapolis, Md.
10-1-2016	L	14-28		Colorado Springs, Colo.
10-7-2017	W	48-45		Annapolis, Md.
10-6-2018	L	7-35		Colorado Springs, Colo.
10-5-2019	W	34-25		Annapolis, Md.
10-3-2020	L	7-40		Colorado Springs, Colo.
9-11-2021	L	3-23		Annapolis, Md.
10-1-2022	L	10-13		Colorado Springs, Colo.

* Memorial Stadium in Baltimore, Md.

& Soldier Field in Chicago, Ill.

^ RFK Stadium in Washington, D.C.

+ FedExField in Landover, Md.

AKRON

Games: 2 / Series Tied, 1-1

Streak: Akron, 1 game

Home – 1-1 / Road – 0-0

10-13-1990	W	17-13		Annapolis, Md.
10-23-1999	L	29-35		Annapolis, Md.

ARIZONA STATE

Games: 1 / ASU Leads, 1-0

Streak: Arizona State, 1 game

Home – 0-0 / Road – 0-0 / Neutral – 0-1

12-29-2012	L	28-62	*	San Francisco, Calif.
------------	---	-------	---	-----------------------

* Kraft Fight Hunger Bowl – AT&T Park in San Francisco, Calif.

ARKANSAS

Games: 2 / Arkansas Leads, 2-0

Streak: Arkansas, 2 games

Home – 0-0 / Road – 0-0 / Neutral – 0-2

9-18-1982	L	17-29	^	Little Rock, Ark.
9-29-1984	L	10-33	^	Little Rock, Ark.

^ War Memorial Stadium in Little Rock, Ark.

ARKANSAS STATE

Games: 1 / Navy Leads, 1-0

Streak: Navy, 1 game

Home – 1-0 / Road – 0-0

11-20-2010	W	35-19		Annapolis, Md.
------------	---	-------	--	----------------

ARMY WEST POINT

Games: 123 / Navy Leads 62-54-7

Streak: Army 1 game

Home – 2-1 / Road – 3-1 / Neutral – 57-52-7

~ Baltimore, Md. – 3-3				
~ Chicago, Ill. – 0-0-1				
~ East Rutherford, N.J. – 4-1				
~ New York, N.Y. – 3-7-1				
~ Pasadena, Calif. – 1-0				
~ Philadelphia, Pa. – 45-41-4				
~ Princeton, N.J. – 0-0-1				
~ Washington, D.C. – 1-0				

11-29-1890	W	24-0		West Point, N.Y.
11-28-1891	L	16-32		Annapolis, Md.
11-26-1892	W	12-4		West Point, N.Y.
12-2-1893	W	6-4		Annapolis, Md.
12-2-1899	L	5-17	>	Philadelphia, Pa.
12-1-1900	W	11-7	>	Philadelphia, Pa.
11-30-1901	L	5-11	>	Philadelphia, Pa.
11-29-1902	L	8-22	>	Philadelphia, Pa.
11-28-1903	L	5-40	>	Philadelphia, Pa.
11-26-1904	L	0-11	>	Philadelphia, Pa.
12-2-1905	T	6-6	&	Princeton, N.J.
12-1-1906	W	10-0	>	Philadelphia, Pa.
11-30-1907	W	6-0	>	Philadelphia, Pa.
11-28-1908	L	4-6	>	Philadelphia, Pa.
11-26-1910	W	3-0	>	Philadelphia, Pa.
11-25-1911	W	3-0	>	Philadelphia, Pa.
11-30-1912	W	6-0	>	Philadelphia, Pa.
11-29-1913	L	9-22	#	New York, N.Y.
11-28-1914	L	0-20	>	Philadelphia, Pa.
11-27-1915	L	0-14	#	New York, N.Y.
11-25-1916	L	7-15	#	New York, N.Y.
11-29-1919	W	6-0	#	New York, N.Y.
11-27-1920	W	7-0	#	New York, N.Y.
11-26-1921	W	7-0	#	New York, N.Y.
11-25-1922	L	14-17	>	Philadelphia, Pa.

11-24-1923	T	0-0	#	New York, N.Y.
11-29-1924	L	0-12	^	Baltimore, Md.
11-28-1925	L	3-10	#	New York, N.Y.
11-27-1926	T	21-21	+	Chicago, Ill.
11-26-1927	L	9-14	#	New York, N.Y.
12-13-1930	L	0-6	\$	New York, N.Y.
12-12-1931	L	7-17	\$	New York, N.Y.
12-3-1932	L	0-20	>	Philadelphia, Pa.
11-25-1933	L	7-12	>	Philadelphia, Pa.
12-1-1934	W	3-0	>	Philadelphia, Pa.
11-30-1935	L	6-28	>	Philadelphia, Pa.
11-28-1936	W	7-0	=	Philadelphia, Pa.
11-27-1937	L	0-6	=	Philadelphia, Pa.
11-26-1938	L	7-14	=	Philadelphia, Pa.
12-2-1939	W	10-0	=	Philadelphia, Pa.
11-30-1940	W	14-0	=	Philadelphia, Pa.
11-29-1941	W	14-6	=	Philadelphia, Pa.
11-28-1942	W	14-0		Annapolis, Md.
11-27-1943	W	13-0		West Point, N.Y.
12-2-1944	L	7-23	^	Baltimore, Md.
12-1-1945	L	13-32	=	Philadelphia, Pa.
11-30-1946	L	18-21	=	Philadelphia, Pa.
11-29-1947	L	0-21	=	Philadelphia, Pa.
11-27-1948	T	21-21	=	Philadelphia, Pa.
11-26-1949	L	0-38	=	Philadelphia, Pa.
12-2-1950	W	14-2	=	Philadelphia, Pa.
12-1-1951	W	42-7	=	Philadelphia, Pa.
11-29-1952	W	7-0	=	Philadelphia, Pa.
11-28-1953	L	7-20	=	Philadelphia, Pa.
11-27-1954	W	27-20	=	Philadelphia, Pa.
11-26-1955	L	6-14	=	Philadelphia, Pa.
12-1-1956	T	7-7	=	Philadelphia, Pa.
11-30-1957	W	14-0	=	Philadelphia, Pa.
11-29-1958	L	6-22	=	Philadelphia, Pa.
11-28-1959	W	43-12	=	Philadelphia, Pa.
11-26-1960	W	17-12	=	Philadelphia, Pa.
12-2-1961	W	13-7	=	Philadelphia, Pa.
12-1-1962	W	34-14	=	Philadelphia, Pa.
12-7-1963	W	21-15	=	Philadelphia, Pa.
11-28-1964	L	8-11	%	Philadelphia, Pa.
11-27-1965	T	7-7	%	Philadelphia, Pa.
11-26-1966	L	7-20	%	Philadelphia, Pa.
12-2-1967	W	19-14	%	Philadelphia, Pa.
11-30-1968	L	14-21	%	Philadelphia, Pa.
11-29-1969	L	0-27	%	Philadelphia, Pa.
11-28-1970	W	11-7	%	Philadelphia, Pa.
11-27-1971	L	23-24	%	Philadelphia, Pa.
12-2-1972	L	15-23	%	Philadelphia, Pa.
12-1-1973	W	51-0	%	Philadelphia, Pa.
11-30-1974	W	19-0	%	Philadelphia, Pa.
11-29-1975	W	30-6	%	Philadelphia, Pa.
11-27-1976	W	38-10	%	Philadelphia, Pa.
11-26-1977	L	14-17	%	Philadelphia, Pa.
12-2-1978	W	28-0	%	Philadelphia, Pa.
12-1-1979	W	31-7	%	Philadelphia, Pa.
11-29-1980	W	33-6	@	Philadelphia, Pa.
11-28-1981	T	3-3	@	Philadelphia, Pa.
12-4-1982	W	24-7	@	Philadelphia, Pa.
11-25-1983	W	42-13	<	Pasadena, Calif.
12-1-1984	L	11-28	@	Philadelphia, Pa.
12-7-1985	W	17-7	@	Philadelphia, Pa.
12-6-1986	L	7-27	@	Philadelphia, Pa.
12-5-1987	L	3-17	@	Philadelphia, Pa.
12-3-1988	L	15-20	@	Philadelphia, Pa.
12-9-1989	W	19-17	!	E. Rutherford, N.J.
12-8-1990	L	20-30	@	Philadelphia, Pa.
12-7-1991	W	24-3	@	Philadelphia, Pa.



2023 NAVY FOOTBALL

ALL-TIME SERIES RECORDS & RESULTS

12-5-1992	L	24-25	@	Philadelphia, Pa.
12-4-1993	L	14-16	!	E. Rutherford, N.J.
12-3-1994	L	20-22	@	Philadelphia, Pa.
12-2-1995	L	13-14	@	Philadelphia, Pa.
12-7-1996	L	24-28	@	Philadelphia, Pa.
12-6-1997	W	39-7	!	E. Rutherford, N.J.
12-5-1998	L	30-34	@	Philadelphia, Pa.
12-4-1999	W	19-9	@	Philadelphia, Pa.
12-2-2000	W	30-28	?	Baltimore, Md.
12-1-2001	L	17-26	@	Philadelphia, Pa.
12-7-2002	W	58-12	!	E. Rutherford, N.J.
12-6-2003	W	34-6	*	Philadelphia, Pa.
12-4-2004	W	42-13	*	Philadelphia, Pa.
12-3-2005	W	42-23	*	Philadelphia, Pa.
12-2-2006	W	26-14	*	Philadelphia, Pa.
12-1-2007	W	38-3	?	Baltimore, Md.
12-6-2008	W	34-0	*	Philadelphia, Pa.
12-12-2009	W	17-3	*	Philadelphia, Pa.
12-11-2010	W	31-17	*	Philadelphia, Pa.
12-10-2011	W	27-21	⚡	Washington, D.C.
12-8-2012	W	17-13	*	Philadelphia, Pa.
12-14-2013	W	34-7	*	Philadelphia, Pa.
12-13-2014	W	17-10	?	Baltimore, Md.
12-12-2015	W	21-17	*	Philadelphia, Pa.
12-10-2016	L	17-21	?	Baltimore, Md.
12-9-2017	L	13-14	*	Philadelphia, Pa.
12-8-2018	L	10-17	*	Philadelphia, Pa.
12-14-2019	W	31-7	*	Philadelphia, Pa.
12-20-2020	L	0-15		West Point, N.Y.
12-11-2021	W	17-13	!	E. Rutherford, N.J.
12-10-2022	L	17-20 (2OT)*		Philadelphia, Pa.

> Franklin Field in Philadelphia, Pa.
 & Palmer Stadium in Princeton, N.J.
 # Polo Grounds in New York, N.Y.
 ^ Municipal Stadium in Baltimore, Md.
 + Soldier Field in Chicago, Ill.
 \$ Yankees Stadium in New York, N.Y.
 = Municipal Stadium in Philadelphia, Pa.
 % JFK Stadium in Philadelphia, Pa.
 @ Veterans Stadium in Philadelphia, Pa.
 < The Rose Bowl in Pasadena, Calif.
 ! MetLife Stadium in East Rutherford, N.J. (formerly Giants Stadium)
 ? M&T Bank Stadium in Baltimore, Md.
 * Lincoln Financial Field in Philadelphia, Pa.
 ⚡ FedExField in Washington, D.C.

BALL STATE

Games: 3 / Ball State Leads, 3-0

Streak: Ball State, 3 games

Home - 0-2 / Road - 0-1

9-7-1991	L	10-33		Annapolis, Md.
9-15-2007	L	31-34	OT	Annapolis, Md.
9-5-2008	L	23-35		Muncie, Ind.

BALTIMORE ATHLETIC CLUB

Games: 1 / Series Tied, 0-0-1

Streak: NA

Home - 0-0-1 / Road - 0-0

12-11-1879	T	0-0		Annapolis, Md.
------------	---	-----	--	----------------

BALTIMORE CITY COLLEGE

Games: 1 / Navy Leads, 1-0

Streak: Navy, 1 game

Home - 1-0 / Road - 0-0

1894	W	30-6		Annapolis, Md.
------	---	------	--	----------------

BALTIMORE MEDICAL COLLEGE

Games: 2 / Navy Leads, 1-0-1

Streak: NA

Home - 1-0-1 / Road - 0-0

10-6-1900	W	6-0		Annapolis, Md.
10-21-1903	T	0-0		Annapolis, Md.

BETHANY (W. VA.)

Games: 1 / Navy Leads, 1-0

Streak: Navy, 1 game

Home - 1-0 / Road - 0-0

10-29-1921	W	21-0		Annapolis, Md.
------------	---	------	--	----------------

BOSTON COLLEGE

Games: 29 / Boston College Leads, 18-11

Streak: Boston College, 5 games

Home - 3-10 / Road - 8-7 / Neutral - 0-1

10-6-1928	L	0-6		Annapolis, Md.
9-21-1957	W	46-6		Chestnut Hill, Mass.
9-19-1959	W	24-8		Chestnut Hill, Mass.
9-17-1960	W	22-7		Chestnut Hill, Mass.
10-20-1962	W	26-6		Chestnut Hill, Mass.
9-17-1966	W	27-7		Annapolis, Md.
9-28-1968	L	15-49		Annapolis, Md.
9-27-1969	L	14-21		Chestnut Hill, Mass.
9-26-1970	L	14-28		Annapolis, Md.
9-25-1971	L	6-49		Annapolis, Md.
9-30-1972	W	27-20		Annapolis, Md.
10-6-1973	L	7-44		Chestnut Hill, Mass.
10-5-1974	L	0-37		Annapolis, Md.
10-18-1975	L	3-17		Chestnut Hill, Mass.
10-2-1976	L	13-17		Annapolis, Md.
9-30-1978	W	19-8		Chestnut Hill, Mass.
10-4-1980	W	21-0		Annapolis, Md.
10-17-1981	W	25-10		Chestnut Hill, Mass.
9-25-1982	L	0-31		Annapolis, Md.
10-21-89	W	27-24		Chestnut Hill, Mass.
9-29-1990	L	17-28		Annapolis, Md.
9-19-1992	L	0-28		Chestnut Hill, Mass.
9-28-1996	L	38-43		Chestnut Hill, Mass.
10-24-1998	W	32-31		Chestnut Hill, Mass.
9-18-1999	L	10-14		Annapolis, Md.
9-23-2000	L	7-48		Chestnut Hill, Mass.
9-22-2001	L	21-38		Annapolis, Md.
10-19-2002	L	21-46		Chestnut Hill, Mass.
12-30-2006	L	24-25	+	Charlotte, N.C.

+ Meineke Car Care Bowl - Bank of America Stadium in Charlotte, N.C.

BOSTON UNIVERSITY

Games: 1 / Navy Leads, 1-0

Streak: Navy, 1 game

Home - 0-0 / Road - 1-0

10-4-1958	W	28-14		Boston, Mass.
-----------	---	-------	--	---------------

BOWLING GREEN

Games: 3 / Bowling Green Leads, 2-1

Streak: Bowling Green, 1 game

Home - 1-1 / Road - 0-1

9-28-1991	L	19-22		Annapolis, Md.
9-25-1993	W	27-20		Annapolis, Md.
9-17-1994	L	21-59		Bowling Green, Ohio

BYU

Games: 3 / BYU leads 2-1

Streak: BYU 2 games

Home - 0-2 / Road - 0-0 / Neutral - 1-0

12-22-1978	W	23-16	+	San Diego, Calif.
9-16-1989	L	10-31		Annapolis, Md.
9-7-2020	L	3-55		Annapolis, Md.

+ Holiday Bowl - Jack Murphy Stadium in San Diego, Calif.

BUCKNELL

Games: 14 / Navy Leads, 9-4-1

Streak: Navy, 1 game

Home - 9-4-1 / Road - 0-0

10-8-1898	W	11-0		Annapolis, Md.
11-15-1902	L	0-23		Annapolis, Md.
11-14-1903	L	5-23		Annapolis, Md.
11-11-1905	W	34-0		Annapolis, Md.
10-27-1906	T	0-0		Annapolis, Md.
11-9-1912	L	7-17		Annapolis, Md.
11-8-1913	W	70-7		Annapolis, Md.
11-6-1915	W	13-3		Annapolis, Md.
10-25-1919	W	21-6		Annapolis, Md.
10-16-1920	W	7-2		Annapolis, Md.
11-5-1921	W	6-0		Annapolis, Md.
10-14-1922	W	14-7		Annapolis, Md.
11-15-1924	L	0-6		Annapolis, Md.
11-14-1925	W	13-7		Annapolis, Md.

CALIFORNIA

Games: 5 / Cal Leads, 3-2

Streak: Navy, 1 game

Home - 0-0 / Road - 1-2 / Neutral - 1-1

9-27-1947	L	7-14		Berkeley, Calif.
9-25-1948	L	7-21	^	Baltimore, Md.
10-12-1957	W	21-6		Berkeley, Calif.
10-17-1964	L	13-27		Berkeley, Calif.
12-25-1996	W	42-38	+	Honolulu, Hawaii

^ Municipal Stadium in Baltimore, Md.

+ Aloha Bowl - Aloha Stadium in Honolulu, Hawaii

CARLISLE

Games: 6 / Navy Leads, 5-1

Streak: Navy, 2 games

Home - 5-1 / Road - 0-0

1894	W	8-0		Annapolis, Md.
1895	W	34-0		Annapolis, Md.
11-9-1901	W	16-5		Annapolis, Md.
10-31-1908	L	6-16		Annapolis, Md.
11-12-1910	W	6-0		Annapolis, Md.
10-20-1917	W	62-0		Annapolis, Md.

CENTRAL FLORIDA (UCF)

Games: 4 / Tied 2-2

Streak: Navy, 2 games

Home - 1-1 / Road - 1-1 / Neutral - 0-0

10-21-2017	L	21-31		Annapolis, Md.
11-10-2018	L	24-35		Orlando, Fla.
10-2-2021	W	34-30		Annapolis, Md.
11-19-2022	W	17-14		Orlando, Fla.



ALL-TIME SERIES RECORDS & RESULTS

CENTRAL MICHIGAN

Games: 3 / Navy Leads, 3-0

Streak: Navy, 3 games

Home - 2-0 / Road - 1-0

11-22-2003	W	63-34	Annapolis, Md.
11-13-2010	W	38-37	Annapolis, Md.
10-12-2012	W	31-13	Mt. Pleasant, Mich.

CINCINNATI

Games: 6 / Tied 3-3

Streak: Cincinnati, 3 games

Home - 3-1 / Road - 0-1

10-5-1940	W	14-0	Annapolis, Md.
10-20-1956	W	13-7	Annapolis, Md.
9-23-2017	W	42-32	Annapolis, Md.
11-3-2018	L	0-42	Cincinnati, Ohio
10-23-2021	L	20-27	Annapolis, Md.
11-5-2022	L	10-20	Cincinnati, Ohio

THE CITADEL

Games: 8 / Navy Leads, 6-2

Streak: The Citadel, 2 games

Home - 6-1 / Road - 0-1

10-2-1937	W	32-0	Annapolis, Md.
11-9-1974	W	28-21	Annapolis, Md.
9-10-1977	W	21-2	Annapolis, Md.
9-15-1979	W	26-7	Annapolis, Md.
9-12-1981	W	17-7	Annapolis, Md.
10-23-1982	W	28-3	Annapolis, Md.
9-24-1988	L	35-42	Charleston, S.C.
9-23-1989	L	10-14	Annapolis, Md.

CLEMSON

Games: 1 / Clemson Leads, 1-0

Streak: Clemson, 1 game

Home - 0-1 / Road - 0-0

10-28-1939	L	7-15	Annapolis, Md.
------------	---	------	----------------

COLBY

Games: 3 / Navy Leads, 3-0

Streak: Navy, 3 games

Home - 3-0 / Road - 0-0

11-14-1914	W	31-21	Annapolis, Md.
11-13-1915	W	28-14	Annapolis, Md.
11-15-1919	W	121-0	Annapolis, Md.

COLGATE

Games: 7 / Navy Leads, 7-0

Streak: Navy, 7 games

Home - 7-0 / Road - 0-0

11-3-1923	W	9-0	Annapolis, Md.
10-23-1926	W	13-7	Annapolis, Md.
9-12-1970	W	48-22	Annapolis, Md.
10-16-1993	W	31-3	Annapolis, Md.
11-15-1997	W	52-24	Annapolis, Md.
10-17-1998	W	42-35	Annapolis, Md.
9-5-2015	W	48-10	Annapolis, Md.

COLORADO STATE

Games: 1 / Navy Leads, 1-0

Streak: Navy, 1 game

Home - 0-0 / Road - 0-0 / Neutral - 1-0

12-22-2005	W	51-30	+ San Diego, Calif.
------------	---	-------	---------------------

+ Poinsettia Bowl - Qualcomm Stadium in San Diego, Calif.

COLUMBIA

Games: 23 / Navy Leads, 13-9-1

Streak: Navy, 7 games

Home - 5-6 / Road - 7-3-1 / Neutral - 1-0

11-17-1900	L	0-11	Annapolis, Md.
11-20-1901	L	5-6	Annapolis, Md.
11-22-1902	L	0-5	Annapolis, Md.
11-5-1932	L	6-7	Annapolis, Md.
11-11-1933	L	7-14	New York, N.Y.
10-20-1934	W	18-7	New York, N.Y.
11-16-1935	W	28-7	Annapolis, Md.
11-6-1937	W	13-6	Annapolis, Md.
11-12-1938	W	14-9	New York, N.Y.
11-11-1939	L	13-19	Annapolis, Md.
11-16-1940	T	0-0	New York, N.Y.
11-14-1942	W	13-9	^ Baltimore, Md.
11-13-1943	W	61-0	New York, N.Y.
10-5-1946	L	14-23	New York, N.Y.
10-4-1947	L	6-13	Annapolis, Md.
11-13-1948	L	0-13	New York, N.Y.
11-12-1949	W	34-0	Annapolis, Md.
11-18-1950	W	29-7	New York, N.Y.
11-17-1951	W	21-7	New York, N.Y.
11-15-1952	W	28-0	Annapolis, Md.
11-14-1953	W	14-6	New York, N.Y.
11-13-1954	W	51-6	Annapolis, Md.
11-12-1955	W	47-0	New York, N.Y.

^ Municipal Stadium in Baltimore, Md.

COLUMBIA ATHLETIC CLUB

Games: 1 / Series Tied, 0-0-1

Streak: NA

Home - 0-0-1 / Road - 0-0

1890	T	6-6	Annapolis, Md.
------	---	-----	----------------

CONNECTICUT

Games: 10 / Navy Leads, 9-1

Streak: Navy, 4 games

Home - 4-1 / Road - 5-0

9-20-1975	W	55-7	Annapolis, Md.
9-18-1976	W	21-3	Storrs, Conn.
9-17-1977	W	38-7	Annapolis, Md.
9-23-1978	W	30-0	Storrs, Conn.
9-22-1979	W	21-10	Annapolis, Md.
11-16-2002	L	0-38	Annapolis, Md.
9-30-2006	W	41-17	East Hartford, Conn.
9-26-2015	W	28-18	East Hartford, Conn.
9-10-2017	W	28-24	Annapolis, Md.
11-1-2019	W	56-10	East Hartford, Conn.

CORNELL

Games: 10 / Navy Leads, 9-1

Streak: Navy, 5 games

Home - 1-0 / Road - 4-0 / Neutral - 4-1

10-18-1941	W	14-0	^ Baltimore, Md.
10-2-1943	W	46-7	^ Baltimore, Md.
11-11-1944	W	48-0	^ Baltimore, Md.
10-18-1947	W	38-19	Ithaca, N.Y.

10-2-1948	L	7-13	^ Baltimore, Md.
10-4-1952	W	31-7	Ithaca, N.Y.
10-10-1953	W	26-6	+ Baltimore, Md.
10-6-1956	W	14-0	Ithaca, N.Y.
10-14-1961	W	31-7	Ithaca, N.Y.
10-13-1962	W	41-0	Annapolis, Md.

^ Municipal Stadium in Baltimore, Md.

+ Memorial Stadium in Baltimore, Md.

DARTMOUTH

Games: 5 / Navy Leads, 4-0-1

Streak: Navy, 3 games

Home - 2-0 / Road - 1-0 / Neutral - 1-0-1

11-30-1929	W	13-6	^ Philadelphia, Pa.
10-14-1939	T	0-0	+ Baltimore, Md.
10-3-1953	W	55-7	Annapolis, Md.
10-2-1954	W	42-7	Hanover, N.H.
10-4-1986	W	45-0	Annapolis, Md.

^ Franklin Field in Philadelphia, Pa.

+ Municipal Stadium in Baltimore, Md.

DAVIDSON

Games: 3 / Navy Leads, 3-0

Streak: Navy, 3 games

Home - 3-0 / Road - 0-0

11-20-1909	W	45-6	Annapolis, Md.
9-29-1917	W	27-6	Annapolis, Md.
10-3-1936	W	19-6	Annapolis, Md.

DAVIS & ELKINS

Games: 2 / Series Tied, 1-1

Streak: Davis & Elkins, 1 game

Home - 1-1 / Road - 0-0

10-1-1927	W	27-0	Annapolis, Md.
9-29-1928	L	0-2	Annapolis, Md.

DELAWARE

Games: 18 / Navy Leads, 10-8

Streak: Delaware 1 game

Home - 9-5 / Road - 1-3

10-17-1931	W	12-7	Annapolis, Md.
9-14-1985	L	13-16	Newark, Del.
11-15-1986	L	14-27	Annapolis, Md.
11-14-1987	W	31-22	Newark, Del.
9-10-1988	W	30-3	Annapolis, Md.
11-18-1989	L	9-10	Newark, Del.
11-17-1990	W	31-27	Annapolis, Md.
10-26-1991	L	25-29	Newark, Del.
10-24-1992	L	21-37	Annapolis, Md.
11-11-1995	W	31-7	Annapolis, Md.
11-9-1996	W	30-14	Annapolis, Md.
10-25-2003	L	17-21	Annapolis, Md.
10-30-2004	W	34-20	Annapolis, Md.
10-27-2007	L	52-59	Annapolis, Md.
11-14-2009	W	35-18	Annapolis, Md.
9-3-2011	W	40-17	Annapolis, Md.
9-14-2013	W	51-7	Annapolis, Md.
9-3-2022	L	7-14	Annapolis, Md.

DENISON

Games: 1 / Navy Leads, 1-0

Streak: Navy, 1 game

Home - 1-0 / Road - 0-0

9-28-1929	W	47-0	Annapolis, Md.
-----------	---	------	----------------



2023 NAVY FOOTBALL

ALL-TIME SERIES RECORDS & RESULTS

DETROIT

Games: 1 / Navy Leads, 1-0

Streak: Navy, 1 game

Home - 0-0 / Road - 1-0

10-20-1961	W	37-19	Detroit, Mich.
------------	---	-------	----------------

DICKINSON

Games: 15 / Navy Leads, 10-1-4

Streak: Navy, 1 game

Home - 10-1-4 / Road - 0-0

11-9-1889	T	0-0	Annapolis, Md.
11-8-1890	W	32-6	Annapolis, Md.
11-14-1891	W	34-4	Annapolis, Md.
10-14-1893	W	26-0	Annapolis, Md.
11-2-1901	W	12-6	Annapolis, Md.
10-25-1902	L	0-6	Annapolis, Md.
10-17-1903	W	5-0	Annapolis, Md.
10-22-1904	T	0-0	Annapolis, Md.
10-14-1905	W	6-0	Annapolis, Md.
10-6-1906	T	0-0	Annapolis, Md.
10-5-1907	W	15-0	Annapolis, Md.
10-10-1908	W	22-0	Annapolis, Md.
10-18-1913	W	29-0	Annapolis, Md.
9-30-1916	T	0-0	Annapolis, Md.
10-6-1923	W	13-7	Annapolis, Md.

DRAKE

Games: 3 / Navy Leads, 3-0

Streak: Navy, 3 games

Home - 3-0 / Road - 0-0

10-9-1926	W	24-7	Annapolis, Md.
10-8-1927	W	35-6	Annapolis, Md.
10-19-1940	W	19-0	Annapolis, Md.

DUKE

Games: 40 / Navy Leads, 20-15-5

Streak: Duke, 3 games

Home - 10-5 / Road - 7-6-1 / Neutral - 3-4-4

10-22-1927	W	32-6	Annapolis, Md.
10-20-1928	W	6-0	Annapolis, Md.
10-19-1929	W	45-13	Annapolis, Md.
10-18-1930	L	0-18	Annapolis, Md.
10-9-1943	W	14-13	^ Baltimore, Md.
10-14-1944	W	7-0	^ Baltimore, Md.
10-6-1945	W	21-0	Durham, N.C.
10-12-1946	L	6-21	^ Baltimore, Md.
10-11-1947	T	14-14	^ Baltimore, Md.
10-9-1948	L	7-28	Durham, N.C.
10-8-1949	W	28-14	Annapolis, Md.
11-8-1952	W	16-6	Durham, N.C.
11-7-1953	T	0-0	+ Baltimore, Md.
11-6-1954	W	40-7	\$ Norfolk, Va.
11-5-1955	T	7-7	+ Baltimore, Md.
11-10-1956	T	7-7	Durham, N.C.
11-9-1957	T	6-6	+ Baltimore, Md.
11-5-1960	L	10-19	Durham, N.C.
11-11-1961	L	9-30	\$ Norfolk, Va.
11-16-1963	W	38-25	Durham, N.C.
11-14-1964	W	27-14	Annapolis, Md.
11-5-1966	L	7-9	Annapolis, Md.
11-11-1967	L	16-35	\$ Norfolk, Va.
10-23-1971	W	15-14	Annapolis, Md.
10-28-1972	L	16-17	\$ Norfolk, Va.
10-1-1977	L	16-28	Durham, N.C.
10-14-1978	W	31-8	Annapolis, Md.

10-2-1982	W	27-21	Durham, N.C.
10-1-1994	L	14-47	Annapolis, Md.
9-30-1995	W	30-9	Durham, N.C.
10-5-1996	W	64-27	Annapolis, Md.
9-27-1997	L	17-26	Durham, N.C.
9-28-2002	L	17-43	Annapolis, Md.
9-4-2004	W	27-12	Annapolis, Md.
10-1-2005	W	28-21	Durham, N.C.
11-4-2006	W	38-13	Durham, N.C.
9-22-2007	W	46-43	Annapolis, Md.
9-13-2008	L	31-41	Durham, N.C.
10-30-2010	L	31-34	Annapolis, Md.
10-12-2013	L	7-35	Durham, N.C.

^ Municipal Stadium in Baltimore, Md.

+ Memorial Stadium in Baltimore, Md.

\$ Oyster Bowl in Norfolk, Va.

EAST CAROLINA (ECU)

Games: 10 / Navy Leads 8-2

Streak: Navy 1 game

Home - 3-2 / Road - 5-0

9-2-2006	W	28-23	Annapolis, Md.
11-6-2010	W	76-35	Greenville, N.C.
10-22-2011	L	35-38	Annapolis, Md.
10-27-2012	W	56-28	Greenville, N.C.
9-19-2015	W	45-21	Annapolis, Md.
11-19-2016	W	66-31	Greenville, N.C.
9-14-2019	W	42-10	Annapolis, Md.
10-17-2020	W	27-23	Greenville, N.C.
11-20-2021	L	35-38	Annapolis, Md.
9-24-2022	W	23-20	2OT Greenville, N.C.

EASTERN ILLINOIS

Games: 1 / Navy Leads, 1-0

Streak: Navy, 1 game

Home - 1-0 / Road - 0-0

9-18-1993	W	31-10	Annapolis, Md.
-----------	---	-------	----------------

EASTERN KENTUCKY

Games: 1 / Navy Leads, 1-0

Streak: Navy, 1 game

Home - 1-0 / Road - 0-0

9-19-1981	W	24-0	Annapolis, Md.
-----------	---	------	----------------

EASTERN MICHIGAN

Games: 2 / Navy Leads, 2-0

Streak: Navy, 2 games

Home - 1-0 / Road - 0-0 / Neutral - 1-0

9-20-2003	W	39-7	Annapolis, Md.
11-11-2006	W	49-21	+ Detroit, Mich.

+ Ford Field in Detroit, Mich.

ELIZABETH ATHLETIC CLUB

Games: 2 / Navy Leads, 1-0-1

Streak: Navy, 1 game

Home - 1-0-1 / Road - 0-0

1894	T	6-6	Annapolis, Md.
1895	W	6-0	Annapolis, Md.

FLORIDA ATLANTIC

Games: 2 / Navy Leads, 2-0

Streak: Navy, 2 games

Home - 1-0 / Road - 1-0

11-3-2012	W	24-17	Annapolis, Md.
9-1-2017	W	42-19	Boca Raton, Fla.

FLORIDA STATE

Games: 1 / Florida State Leads, 1-0

Streak: Florida State, 1 game

Home - 0-0 / Road - 0-1

11-18-1978	L	6-38	Tallahassee, Fla.
------------	---	------	-------------------

FORDHAM

Games: 2 / Navy Leads, 2-0

Streak: Navy, 2 games

Home - 2-0 / Road - 0-0

11-7-1914	W	21-0	Annapolis, Md.
9-3-2016	W	52-16	Annapolis, Md.

FRANKLIN & MARSHALL

Games: 4 / Navy Leads, 4-0

Streak: Team, 4 games

Home - 4-0 / Road - 0-0

1892	W	24-0	Annapolis, Md.
1893	W	34-6	Annapolis, Md.
1895	W	68-0	Annapolis, Md.
1896	W	49-0	Annapolis, Md.

GALLAUDET (KENDALL)

Games: 5 / Navy Leads, 4-1

Streak: Navy, 4 games

Home - 4-1 / Road - 0-0

1886	L	0-16	Annapolis, Md.
1888	W	4-0	Annapolis, Md.
1890	W	24-0	Annapolis, Md.
1891	W	6-0	Annapolis, Md.
10-10-1903	W	18-0	Annapolis, Md.

GEORGETOWN

Games: 19 / Navy Leads, 13-4-2

Streak: NA

Home - 13-4-2 / Road - 0-0

1890	W	70-4	Annapolis, Md.
11-11-1891	W	16-4	Annapolis, Md.
1892	W	40-0	Annapolis, Md.
1893	W	22-10	Annapolis, Md.
1894	W	12-0	Annapolis, Md.
10-14-1899	W	12-0	Annapolis, Md.
10-20-1900	W	6-0	Annapolis, Md.
10-5-1901	T	0-0	Annapolis, Md.
9-27-1902	L	0-4	Annapolis, Md.
10-28-1903	L	5-12	Annapolis, Md.
10-11-1913	W	23-0	Annapolis, Md.
10-3-1914	W	13-0	Annapolis, Md.
10-2-1915	L	0-9	Annapolis, Md.
10-7-1916	W	13-7	Annapolis, Md.
11-10-1917	W	28-7	Annapolis, Md.
11-8-1919	L	0-6	Annapolis, Md.
11-6-1920	W	21-6	Annapolis, Md.
11-13-1926	W	10-7	Annapolis, Md.
11-9-1929	T	0-0	Annapolis, Md.



2023 NAVY FOOTBALL

ALL-TIME SERIES RECORDS & RESULTS

GEORGE WASHINGTON

Games: 6 / Navy Leads, 6-0

Streak: Navy, 6 games

Home - 4-0 / Road - 1-0 / Neutral - 1-0

11-5-1898	W	52-5	Annapolis, Md.
10-28-1908	W	17-0	Annapolis, Md.
11-29-1930	W	20-0	Annapolis, Md.
11-16-1957	W	52-0 +	Baltimore, Md.
11-15-1958	W	28-8	Washington, D.C.
11-14-1959	W	16-8	Annapolis, Md.

+ Memorial Stadium in Baltimore, Md.

GEORGIA

Games: 2 / Navy Leads, 2-0

Streak: Navy, 2 games

Home - 1-0 / Road - 0-0 / Neutral - 1-0

10-28-1916	W	27-3	Annapolis, Md.
1-19-1957	W	27-14	Norfolk, Va.

\$ Oyster Bowl in Norfolk, Va.

GEORGIA SOUTHERN

Games: 2 / Navy Leads, 2-0

Streak: Navy, 2 games

Home - 2-0 / Road - 0-0

9-11-2010	W	13-7	Annapolis, Md.
11-15-2014	W	52-19	Annapolis, Md.

GEORGIA TECH

Games: 25 / Georgia Tech Leads, 16-9

Streak: Georgia Tech, 3 games

Home - 3-3 / Road - 4-10 / Neutral - 2-3

10-21-1922	W	13-0	Annapolis, Md.
10-24-1942	L	0-21	Annapolis, Md.
10-23-1943	W	28-14 ^	Baltimore, Md.
10-21-1944	L	15-17	Atlanta, Ga.
10-20-1945	W	20-6 ^	Baltimore, Md.
11-9-1946	L	20-28	Atlanta, Ga.
11-8-1947	L	14-16 ^	Baltimore, Md.
10-9-1964	L	0-17 &	Jacksonville, Fla.
10-23-1965	L	16-37	Atlanta, Ga.
11-9-1968	W	35-15	Atlanta, Ga.
11-7-1970	L	8-30	Atlanta, Ga.
11-6-1971	L	21-34	Atlanta, Ga.
11-18-1972	L	7-30	Atlanta, Ga.
11-17-1973	L	22-26 &	Jacksonville, Fla.
11-16-1974	L	0-22	Atlanta, Ga.
11-15-1975	L	13-14	Atlanta, Ga.
11-13-1976	W	34-28	Annapolis, Md.
11-12-1977	W	20-16	Annapolis, Md.
11-17-1979	L	14-24	Atlanta, Ga.
11-15-1980	W	19-8	Atlanta, Ga.
11-14-1981	W	20-14	Atlanta, Ga.
11-23-1996	W	36-26	Atlanta, Ga.
9-4-1999	L	14-49	Annapolis, Md.
9-16-2000	L	13-40	Atlanta, Ga.
9-8-2001	L	7-70	Annapolis, Md.

^ Municipal Stadium in Baltimore, Md.

& Gator Bowl in Jacksonville, Fla.

GREAT LAKES NTS

Games: 1 / Great Lakes Navy, 1-0

Streak: Great Lakes Navy, 1 game

Home - 0-1 / Road - 0-0

11-23-1918	L	6-7	Annapolis, Md.
------------	---	-----	----------------

HARVARD

Games: 5 / Series Tied, 1-1-3

Streak: NA

Home - 0-1-1 / Road - 1-0-1 / Neutral - 0-0-1

10-19-1907	L	0-6	Annapolis, Md.
10-24-1908	T	6-6	Annapolis, Md.
11-14-1936	W	20-13	Cambridge, Mass.
10-16-1937	T	0-0 ^	Baltimore, Md.
10-25-1941	T	0-0	Cambridge, Mass.

^ Municipal Stadium in Baltimore, Md.

HAVERFORD

Games: 1 / Navy Leads, 1-0

Streak: Navy, 1 game

Home - 1-0 / Road - 0-0

10-27-1917	W	89-0	Annapolis, Md.
------------	---	------	----------------

HAWAII'

Games: 4 / Hawai'i Leads, 3-1

Streak: Hawai'i, 1 game

Home - 1-0 / Road - 0-3

11-20-1999	L	41-48	Honolulu, Hawai'i
11-28-2009	L	17-24	Honolulu, Hawai'i
11-9-2013	W	42-28	Annapolis, Md.
9-1-2018	L	41-59	Honolulu, Hawai'i

HOLY CROSS

Games: 1 / Navy leads, 1-0

Streak: Navy, 1 game

Home - 1-0 / Road - 0-0 / Neutral - 0-0

8-31-2019	W	45-7	Annapolis, Md.
-----------	---	------	----------------

HOUSTON

Games: 9 / Houston Leads 7-2

Streak: Houston, 3 games

Home - 1-3 / Road - 1-3 / Neutral - 0-1

12-15-1980	L	0-35	\$ E. Rutherford, N.J.
11-27-2015	L	31-52	Houston, Texas
10-8-2016	W	46-40	Annapolis, Md.
11-24-2017	L	14-24	Houston, Texas
10-20-2018	L	36-49	Annapolis, Md.
11-30-2019	W	56-41	Houston, Texas
10-24-2020	L	21-37	Annapolis, Md.
9-25-2021	L	20-28	Houston, Texas
10-22-22	L	20-38	Annapolis, Md.

\$ Garden State Bowl - Giants Stadium in East Rutherford, N.J.

ILLINOIS

Games: 1 / Navy Leads, 1-0

Streak: Navy, 1 game

Home - 0-0 / Road - 1-0

9-29-1979	W	13-12	Champaign, Ill.
-----------	---	-------	-----------------

INDIANA

Games: 4 / Series tied, 2-2

Streak: Navy, 2 games

Home - 1-0 / Road - 0-2

9-21-1985	L	35-38	Bloomington, Ind.
9-20-1986	L	29-52	Bloomington, Ind.
10-20-2012	W	31-30	Annapolis, Md.
9-7-2013	W	41-35	Bloomington, Ind.

JAMES MADISON

Games: 3 / James Madison Leads, 2-1

Streak: James Madison, 2 games

Home - 1-2 / Road - 0-0

9-3-1988	W	27-14	Annapolis, Md.
10-28-1989	L	20-24	Annapolis, Md.
10-27-1990	L	7-16	Annapolis, Md.

JOHNS HOPKINS

Games: 12 / Navy Leads, 9-3

Streak: Navy, 4 games

Home - 9-3 / Road - 0-0

11-30-1882	W	8-0	Annapolis, Md.
11-29-1883	L	0-2	Annapolis, Md.
11-27-1884	W	9-6	Annapolis, Md.
11-26-1885	L	8-12	Annapolis, Md.
1886	W	6-0	Annapolis, Md.
11-25-1886	W	15-14	Annapolis, Md.
1887	W	8-0	Annapolis, Md.
1888	L	12-25	Annapolis, Md.
1889	W	36-0	Annapolis, Md.
10-7-1911	W	27-5	Annapolis, Md.
10-5-1912	W	7-3	Annapolis, Md.
10-11-1919	W	66-0	Annapolis, Md.

KANSAS STATE

Games: 1 / Navy Leads, 1-0

Streak: Navy, 1 game

Home - 0-0 / Road - 0-0 / Neutral - 1-0

12-31-2019	W	20-17	^ Memphis, Tenn.
------------	---	-------	------------------

^ Liberty Bowl - Liberty Bowl Memorial Stadium in Memphis, Tenn.

KENT STATE

Games: 5 / Navy Leads, 5-0

Streak: Navy, 5 games

Home - 4-0 / Road - 1-0

9-20-1980	W	31-3	Annapolis, Md.
11-22-1997	W	62-29	Annapolis, Md.
9-19-1998	W	38-24	Annapolis, Md.
9-11-1999	W	48-28	Kent, Ohio
10-15-2005	W	34-31	Annapolis, Md.

LAFAYETTE

Games: 12 / Navy Leads, 8-4

Streak: Navy, 5 games

Home - 8-4 / Road - 0-0

1891	L	0-4	Annapolis, Md.
1892	W	22-4	Annapolis, Md.
1896	L	6-18	Annapolis, Md.
10-29-1898	W	18-0	Annapolis, Md.
10-28-1899	L	0-5	Annapolis, Md.
11-8-1902	W	12-11	Annapolis, Md.
10-24-1903	L	5-6	Annapolis, Md.
10-26-1907	W	17-0	Annapolis, Md.
10-9-1920	W	12-7	Annapolis, Md.
10-11-1941	W	41-2	Annapolis, Md.
10-19-1985	W	56-14	Annapolis, Md.
10-15-1994	W	7-0	Annapolis, Md.



2023 NAVY FOOTBALL

ALL-TIME SERIES RECORDS & RESULTS

LEHIGH

Games: 22 / Navy Leads, 15-6-1

Streak: Navy, 1 game

Home – 15-6-1 / Road – 0-0

1889	L	6-26	Annapolis, Md.
1890	L	4-24	Annapolis, Md.
1893	L	6-12	Annapolis, Md.
11-11-1894	W	10-0	Annapolis, Md.
1895	L	4-6	Annapolis, Md.
1896	W	24-10	Annapolis, Md.
1897	W	28-6	Annapolis, Md.
11-12-1898	W	6-5	Annapolis, Md.
11-18-1899	W	24-0	Annapolis, Md.
10-24-1900	W	15-0	Annapolis, Md.
10-19-1901	W	18-0	Annapolis, Md.
10-15-1902	T	5-5	Annapolis, Md.
10-20-1906	W	12-0	Annapolis, Md.
10-17-1908	W	16-0	Annapolis, Md.
11-5-1910	W	30-0	Annapolis, Md.
10-12-1912	L	0-14	Annapolis, Md.
11-1-1913	W	39-0	Annapolis, Md.
9-24-1983	W	30-0	Annapolis, Md.
10-13-1984	W	31-14	Annapolis, Md.
9-27-1986	W	41-0	Annapolis, Md.
9-19-1987	L	9-24	Annapolis, Md.
9-15-2018	W	51-21	Annapolis, Md.

LOUISIANA TECH

Games: 3 / Navy Leads, 2-1

Streak: Louisiana Tech, 1 game

Home – 1-0 / Road – 1-0 / Neutral – 0-1

9-12-2009	W	32-14	Annapolis, Md.
9-18-2010	W	37-23	Ruston, La.
12-23-2016	L	45-48 %	Fort Worth, Texas

% Armed Forces Bowl – Amon G. Carter Stadium in Fort Worth, Texas

LOUISVILLE

Games: 2 / Louisville Leads, 2-0

Streak: Louisville, 2 games

Home – 0-1 / Road – 0-1

10-23-1993	L	0-28	Louisville, Ky.
10-22-1994	L	14-35	Annapolis, Md.

LOYOLA (ILL.)

Games: 3 / Navy Leads, 3-0

Streak: Navy, 3 games

Home – 3-0 / Road – 0-0

11-20-1926	W	35-13	Annapolis, Md.
11-19-1927	W	33-6	Annapolis, Md.
11-17-1928	W	57-0	Annapolis, Md.

MARINE OFFICERS

Games: 1 / Navy Leads, 1-0

Streak: Navy, 1 game

Home – 1-0 / Road – 0-0

10-12-1904	W	68-0	Annapolis, Md.
------------	---	------	----------------

MARQUETTE

Games: 2 / Series Tied, 1-1

Streak: Navy, 1 game

Home – 1-1 / Road – 0-0

10-11-1924	L	3-21	Annapolis, Md.
10-10-1925	W	19-0	Annapolis, Md.

MARSHALL

Games: 1 / Marshall leads, 1-0

Streak: Marshall 1 game

Home – 0-1 / Road – 0-0

9-4-2021	L	7-49	Annapolis, Md.
----------	---	------	----------------

MARYLAND

Games: 21 / Navy Leads, 14-7

Streak: Maryland, 2 games

Home – 11-0 / Road – 0-3 / Neutral – 3-4

10-25-1905	W	17-0	Annapolis, Md.
10-10-1906	W	12-0	Annapolis, Md.
10-9-1907	W	12-0	Annapolis, Md.
10-14-1908	W	57-0	Annapolis, Md.
10-25-1913	W	76-0	Annapolis, Md.
10-11-1916	W	14-7	Annapolis, Md.
10-13-1917	W	62-0	Annapolis, Md.
11-22-1930	W	6-0	Annapolis, Md.
10-10-1931	L	0-6 ^	Washington, D.C.
11-12-1932	W	28-7 +	Baltimore Md.
10-13-1934	W	16-13	Annapolis, Md.
9-30-1950	L	21-35	College Park, Md.
11-10-1951	L	21-40 *	Baltimore, Md.
10-18-1952	L	7-38	College Park, Md.
11-8-1958	W	40-14 *	Baltimore, Md.
11-7-1959	W	22-14 *	Baltimore, Md.
11-9-1963	W	42-7	Annapolis, Md.
11-7-1964	L	22-27	College Park, Md.
11-6-1965	W	19-7	Annapolis, Md.
9-3-2005	L	20-23 #	Baltimore, Md.
9-6-2010	L	14-17 #	Baltimore, Md.

^ Griffith Stadium in Washington, D.C.

+ Municipal Stadium in Baltimore, Md.

* Memorial Stadium in Baltimore, Md.

M&T Bank Stadium in Baltimore, Md.

MARYLAND STATE

Games: 1 / Navy Leads, 1-0

Streak: Navy, 1 game

Home – 1-0 / Road – 0-0

1897	W	38-0	Annapolis, Md.
------	---	------	----------------

MASSACHUSETTS

Games: 1 / Navy Leads, 1-0

Streak: Navy, 1 game

Home – 1-0 / Road – 0-0

9-9-2006	W	21-20	Annapolis, Md.
----------	---	-------	----------------

MEMPHIS

Games: 8 / Memphis leads 5-3

Streak: Memphis, 4 games

Home – 2-1 / Road – 1-3

11-7-2015	W	45-20	Memphis, Tenn.
10-22-2016	W	42-28	Annapolis, Md.
10-14-2017	L	27-30	Memphis, Tenn.
9-8-2018	W	22-21	Annapolis, Md.
9-26-2019	L	23-35	Memphis, Tenn.
11-28-2020	L	7-10	Annapolis, Md.
10-14-2021	L	17-35	Memphis, Tenn.
9-10-2022	L	13-37	Annapolis, Md.

MERCER

Games: 2 / Navy Leads, 2-0

Streak: Navy, 2 games

Home – 2-0 / Road – 0-0

10-7-1933	W	25-6	Annapolis, Md.
10-5-1935	W	27-0	Annapolis, Md.

MIAMI (FLA.)

Games: 5 / Miami (Fla.) Leads, 3-2

Streak: Navy, 1 game

Home – 2-3 / Road – 0-0

10-17-1959	L	8-23	Miami, Fla.
10-6-1961	W	17-6	Miami, Fla.
11-7-1969	L	10-30	Miami, Fla.
10-15-1971	L	16-31	Miami, Fla.
11-7-1975	W	17-16	Miami, Fla.

MICHIGAN

Games: 18 / Michigan Leads, 5-12-1

Streak: Michigan, 8 games

Home – 0-0 / Road – 3-12-0 / Neutral – 2-0-1

10-31-1925	L	0-54	Ann Arbor, Mich.
10-30-1926	W	10-0 ^	Baltimore, Md.
11-12-1927	L	12-27	Ann Arbor, Mich.
11-10-1928	T	6-6 ^	Baltimore, Md.
11-10-1945	W	33-7 ^	Baltimore, Md.
11-6-1948	L	0-35	Ann Arbor, Mich.
10-11-1958	W	20-14	Ann Arbor, Mich.
10-5-1963	W	26-13	Ann Arbor, Mich.
10-3-1964	L	0-21	Ann Arbor, Mich.
10-7-1967	W	26-21	Ann Arbor, Mich.
10-5-1968	L	9-32	Ann Arbor, Mich.
10-2-1971	L	0-46	Ann Arbor, Mich.
10-7-1972	L	7-35	Ann Arbor, Mich.
9-29-1973	L	0-14	Ann Arbor, Mich.
9-28-1974	L	0-52	Ann Arbor, Mich.
9-25-1976	L	14-70	Ann Arbor, Mich.
9-24-1977	L	7-14	Ann Arbor, Mich.
9-26-1981	L	16-21	Ann Arbor, Mich.

^ Municipal Stadium in Baltimore, Md.

MIDDLE TENNESSEE STATE

Games: 1 / Navy Leads, 1-0

Streak: Navy, 1 game

Home – 0-0 / Road – 0-0 / Neutral – 1-0

12-30-2013	W	24-6 %	Fort Worth, Texas
------------	---	--------	-------------------

% Armed Forces Bowl – Amon G. Carter Stadium in Fort Worth, Texas

MINNESOTA

Games: 1 / Minnesota Leads, 1-0

Streak: Minnesota, 1 game

Home – 0-0 / Road – 0-1

10-6-1962	L	0-21	Minneapolis, Minn.
-----------	---	------	--------------------

MISSISSIPPI

Games: 1 / Navy Leads, 1-0

Streak: Navy, 1 game

Home – 0-0 / Road – 0-0 / Neutral – 1-0

1-1-1955	W	21-0 %	New Orleans, La.
----------	---	--------	------------------

% Sugar Bowl – Tulane Stadium in New Orleans



ALL-TIME SERIES RECORDS & RESULTS

MISSISSIPPI STATE

Games: 1 / Mississippi State Leads, 1-0

Streak: Mississippi State, 1 game

Home - 0-0 / Road - 0-0 / Neutral - 0-1

9-17-1983	L	10-38	^	Jackson, Miss.
-----------	---	-------	---	----------------

[^] *Mississippi Memorial Stadium in Jackson, Miss.*

MISSOURI

Games: 3 / Missouri Leads, 2-1

Streak: Navy, 1 game

Home - 0-0 / Road - 0-0 / Neutral - 1-2

10-16-1948	L	14-35	^	Baltimore, Md.
------------	---	-------	---	----------------

1-2-1961	L	14-21	?	Miami, Fla.
----------	---	-------	---	-------------

12-31-2009	W	35-13	+	Houston, Texas
------------	---	-------	---	----------------

[^] *Municipal Stadium in Baltimore, Md.*

[?] *Orange Bowl - Orange Bowl in Miami, Fla.*

⁺ *Texas Bowl - Reliant Stadium in Houston, Texas*

NEWPORT NTS

Games: 1 / Navy Leads, 1-0

Streak: Navy, 1 game

Home - 1-0 / Road - 0-0

10-26-1918	W	47-7		Annapolis, Md.
------------	---	------	--	----------------

NEW JERSEY ATHLETIC CLUB

Games: 1 / Navy Leads, 1-0

Streak: Navy, 1 game

Home - 1-0 / Road - 0-0

1895	W	34-0		Annapolis, Md.
------	---	------	--	----------------

NEW MEXICO

Games: 1 / Navy Leads, 1-0

Streak: Navy, 1 game

Home - 0-0 / Road - 0-0 / Neutral - 1-0

12-30-2004	W	34-19	%	San Francisco, Calif.
------------	---	-------	---	-----------------------

[%] *Emerald Bowl - TSBC Park in San Francisco, Calif.*

NEW YORK NAVAL MILITIA

Games: 1 / Navy Leads, 1-0

Streak: Navy, 1 game

Home - 1-0 / Road - 0-0

11-4-1903	W	28-0		Annapolis, Md.
-----------	---	------	--	----------------

NEW YORK UNIVERSITY

Games: 3 / Navy Leads, 3-0

Streak: Navy, 3 games

Home - 3-0 / Road - 0-0

11-19-1910	W	9-0		Annapolis, Md.
------------	---	-----	--	----------------

11-23-1912	W	39-0		Annapolis, Md.
------------	---	------	--	----------------

11-22-1913	W	48-0		Annapolis, Md.
------------	---	------	--	----------------

NORFOLK NAVAL BASE

Games: 1 / Navy Leads, 1-0

Streak: Navy, 1 game

Home - 1-0 / Road - 0-0

11-9-1918	W	37-6		Annapolis, Md.
-----------	---	------	--	----------------

NORTH CAROLINA

Games: 10 / Series Tied, 5-5

Streak: North Carolina, 1 game

Home - 3-2 / Road - 2-2 / Neutral - 0-1

11-4-1899	W	12-0		Annapolis, Md.
-----------	---	------	--	----------------

10-21-1905	W	38-0		Annapolis, Md.
------------	---	------	--	----------------

11-17-1906	W	40-0		Annapolis, Md.
------------	---	------	--	----------------

10-19-1946	L	14-21	^	Baltimore, Md.
------------	---	-------	---	----------------

10-5-1957	L	7-13		Chapel Hill, N.C.
-----------	---	------	--	-------------------

9-15-1984	W	33-30		Chapel Hill, N.C.
-----------	---	-------	--	-------------------

9-7-1985	L	19-21		Annapolis, Md.
----------	---	-------	--	----------------

9-26-1987	L	14-45		Annapolis, Md.
-----------	---	-------	--	----------------

9-30-1989	W	12-7		Chapel Hill, N.C.
-----------	---	------	--	-------------------

10-3-1992	L	14-28		Chapel Hill, N.C.
-----------	---	-------	--	-------------------

[^] *unicipal Stadium in Baltimore, Md.*

NORTH CAROLINA PRE-FLIGHT

Games: 2 / Series Tied, 1-1

Streak: North Carolina Pre-Flight, 1 game

Home - 1-1 / Road - 0-0

9-25-1943	W	31-0		Annapolis, Md.
-----------	---	------	--	----------------

9-30-1944	L	14-21		Annapolis, Md.
-----------	---	-------	--	----------------

NORTH CAROLINA STATE

Games: 9 / Navy Leads, 6-3

Streak: NC State, 1 game

Home - 6-3 / Road - 0-0

11-4-1911	W	17-6		Annapolis, Md.
-----------	---	------	--	----------------

11-16-1912	W	40-0		Annapolis, Md.
------------	---	------	--	----------------

10-31-1914	W	16-14		Annapolis, Md.
------------	---	-------	--	----------------

10-30-1915	L	12-14		Annapolis, Md.
------------	---	-------	--	----------------

11-11-1916	W	50-0		Annapolis, Md.
------------	---	------	--	----------------

10-4-1919	W	49-0		Annapolis, Md.
-----------	---	------	--	----------------

10-2-1920	L	7-14		Annapolis, Md.
-----------	---	------	--	----------------

10-1-1921	W	40-0		Annapolis, Md.
-----------	---	------	--	----------------

9-7-2002	L	19-65		Annapolis, Md.
----------	---	-------	--	----------------

NORTH TEXAS

Games: 1 / Navy Leads, 1-0

Streak: Navy, 1 game

Home - 0-0 / Road - 1-0

11-10-2007	W	74-62		Denton, Texas
------------	---	-------	--	---------------

NORTHEASTERN

Games: 1 / Navy Leads, 1-0

Streak: Navy, 1 game

Home - 1-0 / Road - 0-0

9-11-2004	W	28-24		Annapolis, Md.
-----------	---	-------	--	----------------

NORTHERN ILLINOIS

Games: 2 / Navy Leads, 2-0

Streak: Navy, 2 games

Home - 1-0 / Road - 1-0

11-17-2007	W	35-24		Annapolis, Md.
------------	---	-------	--	----------------

11-25-2008	W	16-0		DeKalb, Ill.
------------	---	------	--	--------------

NORTHWESTERN

Games: 3 / Northwestern Leads, 3-0

Streak: Northwestern, 3 games

Home - 0-1 / Road - 0-1 / Neutral - 0-1

10-7-1950	L	0-22	*	Baltimore, Md.
-----------	---	------	---	----------------

10-20-1951	L	7-16		Evanston, Ill.
------------	---	------	--	----------------

9-21-2002	L	40-49		Annapolis, Md.
-----------	---	-------	--	----------------

^{*} *Memorial Stadium in Baltimore, Md.*

NOTRE DAME

Games: 95 / Notre Dame Leads, 81-13-1

Streak: Notre Dame, 5 games

Home - 0-0 / Road - 5-32 / Neutral - 8-49-1

10-15-1927	L	6-19	^	Baltimore, Md.
------------	---	------	---	----------------

10-13-1928	L	0-7	+	Chicago, Ill.
------------	---	-----	---	---------------

10-12-1929	L	7-14	^	Baltimore, Md.
------------	---	------	---	----------------

10-11-1930	L	2-26		South Bend, Ind.
------------	---	------	--	------------------

11-14-1931	L	0-20	^	Baltimore, Md.
------------	---	------	---	----------------

11-19-1932	L	0-12	#	Cleveland, Ohio
------------	---	------	---	-----------------

11-4-1933	W	7-0	^	Baltimore, Md.
-----------	---	-----	---	----------------

11-10-1934	W	10-6	#	Cleveland, Ohio
------------	---	------	---	-----------------

10-26-1935	L	0-14	^	Baltimore, Md.
------------	---	------	---	----------------

11-7-1936	W	3-0	^	Baltimore, Md.
-----------	---	-----	---	----------------

10-23-1937	L	7-9		South Bend, Ind.
------------	---	-----	--	------------------

11-5-1938	L	0-15	^	Baltimore, Md.
-----------	---	------	---	----------------

10-21-1939	L	7-14	#	Cleveland, Ohio
------------	---	------	---	-----------------

11-9-1940	L	7-13	^	Baltimore, Md.
-----------	---	------	---	----------------

11-8-1941	L	13-20	^	Baltimore, Md.
-----------	---	-------	---	----------------

10-31-1942	L	0-9	#	Cleveland, Ohio
------------	---	-----	---	-----------------

10-30-1943	L	6-33	#	Cleveland, Ohio
------------	---	------	---	-----------------

11-4-1944	W	32-13	^	Baltimore, Md.
-----------	---	-------	---	----------------

11-3-1945	T	6-6	#	Cleveland, Ohio
-----------	---	-----	---	-----------------

11-2-1946	L	0-28	^	Baltimore, Md.
-----------	---	------	---	----------------

11-1-1947	L	0-27	#	Cleveland, Ohio
-----------	---	------	---	-----------------

10-30-1948	L	7-41	^	Baltimore, Md.
------------	---	------	---	----------------

10-29-1949	L	0-40	^	Baltimore, Md.
------------	---	------	---	----------------

11-4-1950	L	10-19	#	Cleveland, Ohio
-----------	---	-------	---	-----------------

11-3-1951	L	0-19	*	Baltimore, Md.
-----------	---	------	---	----------------

11-1-1952	L	6-17	#	Cleveland, Ohio
-----------	---	------	---	-----------------

10-31-1953	L	7-38		South Bend, Ind.
------------	---	------	--	------------------

10-30-1954	L	0-6	*	Baltimore, Md.
------------	---	-----	---	----------------

10-29-1955	L	7-21		South Bend, Ind.
------------	---	------	--	------------------

11-3-1956	W	33-7	*	Baltimore, Md.
-----------	---	------	---	----------------

11-2-1957	W	20-6		South Bend, Ind.
-----------	---	------	--	------------------

11-1-1958	L	20-40	*	Baltimore, Md.
-----------	---	-------	---	----------------

10-31-1959	L	22-25		South Bend, Ind.
------------	---	-------	--	------------------

10-29-1960	W	14-7	=	Philadelphia, Pa.
------------	---	------	---	-------------------

11-4-1961	W	13-10		South Bend, Ind.
-----------	---	-------	--	------------------

11-3-1962	L	12-20	=	Philadelphia, Pa.
-----------	---	-------	---	-------------------

11-2-1963	W	35-14		South Bend, Ind.
-----------	---	-------	--	------------------

10-31-1964	L	0-40	%	Philadelphia, Pa.
------------	---	------	---	-------------------

10-30-1965	L	3-29		South Bend, Ind.
------------	---	------	--	------------------

10-29-1966	L	7-31	%	Philadelphia, Pa.
------------	---	------	---	-------------------

11-4-1967	L	14-43		South Bend, Ind.
-----------	---	-------	--	------------------

11-2-1968	L	14-45	%	Philadelphia, Pa.
-----------	---	-------	---	-------------------

11-1-1969	L	0-47		South Bend, Ind.
-----------	---	------	--	------------------

10-31-1970	L	7-56	%	Philadelphia, Pa.
------------	---	------	---	-------------------

10-30-1971	L	0-21		South Bend, Ind.
------------	---	------	--	------------------

11-4-1972	L	23-42	@	Philadelphia, Pa.
-----------	---	-------	---	-------------------

11-3-1973	L	7-44		South Bend, Ind.
-----------	---	------	--	------------------

11-2-1974	L	6-14	@	Philadelphia, Pa.
-----------	---	------	---	-------------------

11-1-1975	L	10-31		South Bend, Ind.
-----------	---	-------	--	------------------

10-30-1976	L	21-27	#	Cleveland, Ohio
------------	---	-------	---	-----------------

10-29-1977	L	10-43		South Bend, Ind.
------------	---	-------	--	------------------

11-4-1978	L	7-27	#	Cleveland, Ohio
-----------	---	------	---	-----------------

11-3-1979	L	0-14		South Bend
-----------	---	------	--	------------

2023 NAVY FOOTBALL

ALL-TIME SERIES RECORDS & RESULTS

11-1-1980	L	0-33	\$	E. Rutherford, N.J.
10-31-1981	L	0-38		South Bend, Ind.
10-30-1982	L	10-27	\$	E. Rutherford, N.J.
10-29-1983	L	12-28		South Bend, Ind.
11-3-1984	L	17-18	\$	E. Rutherford, N.J.
11-2-1985	L	17-41		South Bend, Ind.
11-1-1986	L	14-33	*	Baltimore, Md.
10-31-1987	L	13-56		South Bend, Ind.
10-29-1988	L	7-22	*	Baltimore, Md.
11-4-1989	L	0-41		South Bend, Ind.
11-3-1990	L	31-52	\$	E. Rutherford, N.J.
11-2-1991	L	0-38		South Bend, Ind.
10-31-1992	L	7-38	\$	E. Rutherford, N.J.
10-30-1993	L	27-58	@	Philadelphia, Pa.
10-29-1994	L	21-58		South Bend, Ind.
11-4-1995	L	17-35		South Bend, Ind.
11-2-1996	L	27-54	>	Dublin, Ireland
11-1-1997	L	17-21		South Bend, Ind.
11-14-1998	L	0-30	<	Landover, Md.
10-30-1999	L	24-28		South Bend, Ind.
10-14-2000	L	14-45	&	Orlando, Fla.
11-17-2001	L	16-34		South Bend, Ind.
11-9-2002	L	23-30	?	Baltimore, Md.
11-8-2003	L	24-27		South Bend, Ind.
10-16-2004	L	9-27	\$	E. Rutherford, N.J.
11-12-2005	L	21-42		South Bend, Ind.
10-28-2006	L	14-38	?	Baltimore, Md.
11-3-2007	W	46-44	OT3	South Bend, Ind.
11-15-2008	L	21-27	?	Baltimore, Md.
11-7-2009	W	23-21		South Bend, Ind.
10-23-2010	W	35-17	!	E. Rutherford, N.J.
10-29-2011	L	14-56		South Bend, Ind.
9-1-2012	L	10-50	!!	Dublin, Ireland
11-2-2013	L	34-38		South Bend, Ind.
11-1-2014	L	39-49	<	Landover, Md.
10-10-2015	L	24-41		South Bend, Ind.
11-5-2016	W	28-27	&&	Jacksonville, Fla.
11-18-2017	L	17-24		South Bend, Ind.
10-27-2018	L	22-44	\$\$	San Diego, Calif.
11-16-2019	L	20-52		South Bend, Ind.
11-6-2021	L	6-34		South Bend, Ind.
11-12-2022	L	32-35	?	Baltimore, Md.

[^] Municipal Stadium in Baltimore, Md.

⁺ Soldier Field in Chicago, Ill.

[#] Municipal Stadium in Cleveland, Ohio

^{*} Memorial Stadium in Baltimore, Md.

⁼ Municipal Stadium in Philadelphia, Pa.

[%] JFK Stadium in Philadelphia, Pa.

[@] Veterans Stadium in Philadelphia, Pa.

^{\$} Giants Stadium in East Rutherford, N.J.

[>] Croke Park in Dublin, Ireland

[<] FedExField in Landover, Md.

[?] Citrus Bowl in Orlando, Fla.

[?] M&T Bank Stadium in Baltimore, Md.

[!] The New Meadowlands Stadium in E. Rutherford, N.J.

^{!!} Aviva Stadium in Dublin, Ireland

^{&&} EverBank Field in Jacksonville, Fla.

^{\$\$} San Diego County Credit Union Stadium in San Diego, Calif.

OHIO

Games: 1 / Ohio Leads, 1-0

Streak: Ohio, 1 game

Home - 0-1 / Road - 0-0

10-15-1932	L	0-14		Annapolis, Md.
------------	---	------	--	----------------

OHIO STATE

Games: 5 / Ohio State Leads, 5-0

Streak: Ohio State, 5 games

Home - 0-0 / Road - 0-2 / Neutral - 0-3

11-8-1930	L	0-27	^	Baltimore, Md.
11-7-1931	L	0-20		Columbus, Ohio
12-30-1981	L	28-31	+	Memphis, Tenn.
9-5-2009	L	27-31		Columbus, Ohio
8-30-2014	L	17-34	!	Baltimore, Md.

[^] Municipal Stadium in Baltimore, Md.

⁺ Liberty Bowl - Liberty Bowl in Memphis, Tenn.

[!] M&T Bank Stadium in Baltimore, Md.

OKLAHOMA

Games: 1 / Navy Leads, 1-0

Streak: Navy, 1 game

Home - 0-0 / Road - 1-0

10-2-1965	W	10-0		Norman, Okla.
-----------	---	------	--	---------------

ORANGE ATHLETIC CLUB

Games: 1 / Orange Athletic Club Leads, 1-0

Streak: Orange Athletic Club, 1 game

Home - 0-1 / Road - 0-0

1895	L	6-10		Annapolis, Md.
------	---	------	--	----------------

PENN

Games: 47 / Penn Leads, 22-21-4

Streak: Navy, 1 game

Home - 2-6-1 / Road - 19-16-3

1888	L	9-20		Annapolis, Md.
1892	L	0-16		Annapolis, Md.
1893	L	0-34		Annapolis, Md.
1894	L	0-12		Annapolis, Md.
1896	L	0-8		Annapolis, Md.
11-21-1900	L	6-28		Annapolis, Md.
10-21-1901	W	6-5		Annapolis, Md.
10-22-1902	W	10-6		Annapolis, Md.
10-17-1914	L	6-13		Philadelphia, Pa.
10-16-1915	T	7-7		Philadelphia, Pa.
10-28-1922	L	7-13		Philadelphia, Pa.
10-29-1927	W	12-6		Philadelphia, Pa.
10-27-1928	W	6-0		Philadelphia, Pa.
11-2-1929	L	2-7		Philadelphia, Pa.
12-6-1930	W	26-0		Philadelphia, Pa.
12-5-1931	W	6-0		Philadelphia, Pa.
10-29-1932	L	0-14		Philadelphia, Pa.
10-28-1933	W	13-0		Philadelphia, Pa.
10-27-1934	W	17-0		Philadelphia, Pa.
11-9-1935	W	13-0		Philadelphia, Pa.
10-31-1936	L	6-16		Philadelphia, Pa.
10-30-1937	L	7-14		Philadelphia, Pa.
10-29-1938	T	0-0		Philadelphia, Pa.
11-4-1939	L	6-13		Philadelphia, Pa.
11-2-1940	L	0-20		Philadelphia, Pa.
11-1-1941	W	13-6		Philadelphia, Pa.
11-7-1942	W	7-0		Philadelphia, Pa.
11-6-1943	W	24-7		Philadelphia, Pa.
10-28-1944	W	26-0		Philadelphia, Pa.
10-27-1945	W	14-7		Philadelphia, Pa.
10-26-1946	L	19-32		Philadelphia, Pa.
10-25-1947	L	0-21		Philadelphia, Pa.
10-23-1948	L	14-20		Philadelphia, Pa.
10-22-1949	L	7-28		Philadelphia, Pa.
10-28-1950	L	7-30		Philadelphia, Pa.
10-27-1951	L	0-14		Philadelphia, Pa.

10-25-1952	T	7-7		Philadelphia, Pa.
10-24-1953	L	6-9		Philadelphia, Pa.
10-23-1954	W	52-6		Philadelphia, Pa.
10-22-1955	W	33-0		Philadelphia, Pa.
10-27-1956	W	54-6		Philadelphia, Pa.
10-26-1957	W	35-7		Philadelphia, Pa.
10-25-1958	W	50-8		Philadelphia, Pa.
10-24-1959	T	22-22		Philadelphia, Pa.
10-22-1960	W	27-0		Philadelphia, Pa.
10-18-1986	L	26-30		Philadelphia, Pa.
10-17-1987	W	38-28		Philadelphia, Pa.

PENN RESERVES

Games: 2 / Series Tied, 1-1

Streak: Navy, 1 game

Home - 1-1 / Road - 0-0

1896	L	0-6		Annapolis, Md.
1897	W	22-0		Annapolis, Md.

PENN STATE

Games: 38 / Penn State Leads, 19-17-2

Streak: Penn State, 1 game

Home - 13-9-2 / Road - 3-8 / Neutral - 1-2

1894	T	6-6		Annapolis, Md.
10-20-1897	W	40-0		Annapolis, Md.
10-22-1898	W	16-11		Annapolis, Md.
10-21-1899	W	6-0		Annapolis, Md.
11-10-1900	W	44-0		Annapolis, Md.
10-26-1901	L	6-11		Annapolis, Md.
11-1-1902	L	0-6		Annapolis, Md.
10-31-1903	L	0-17		Annapolis, Md.
11-5-1904	W	20-9		Annapolis, Md.
11-4-1905	W	11-5		Annapolis, Md.
11-3-1906	L	0-5		Annapolis, Md.
11-16-1907	W	6-4		Annapolis, Md.
11-14-1908	W	5-0		Annapolis, Md.
11-18-1911	T	0-0		Annapolis, Md.
11-15-1913	W	10-0		Annapolis, Md.
11-12-1921	L	7-13	^	Philadelphia, Pa.
11-3-1922	W	14-0	+	Washington, D.C.
10-20-1923	L	3-21		University Park, Pa.
11-1-1924	L	0-6		Annapolis, Md.
10-16-1943	W	14-6		Annapolis, Md.
10-7-1944	W	55-14		Annapolis, Md.
10-13-1945	W	28-0		Annapolis, Md.
11-16-1946	L	7-12		Annapolis, Md.
11-15-1947	L	7-20	#	Baltimore, Md.
10-15-1955	W	34-14		University Park, Pa.
9-23-1961	L	10-20		University Park, Pa.
9-22-1962	L	7-41		University Park, Pa.
9-19-1964	W	21-8		University Park, Pa.
11-13-1965	L	6-14		University Park, Pa.
9-23-1967	W	23-22		Annapolis, Md.
9-21-1968	L	6-31		University Park, Pa.
9-20-1969	L	22-45		Annapolis, Md.
9-19-1970	L	7-55		University Park, Pa.
9-18-1971	L	3-56		Annapolis, Md.
9-23-1972	L	10-21		University Park, Pa.
9-22-1973	L	0-39		Annapolis, Md.
9-21-1974	W	7-6		University Park, Pa.
9-15-2012	L	7-34		University Park, Pa.

[^] Franklin Field in Philadelphia, Pa.

⁺ American League Park in Washington, D.C.

[#] Municipal Stadium in Baltimore, Md.

ALL-TIME SERIES RECORDS & RESULTS

PITT

Games: 40 / Pitt Leads, 22-15-3

Streak: Navy, 2 games

Home – 8-9-1 / Road – 4-13-2 / Neutral – 3-0

10-26-1912	W	13-6	Annapolis, Md.
10-4-1913	T	0-0	Annapolis, Md.
10-10-1914	L	6-13	Annapolis, Md.
10-9-1915	L	12-47	Annapolis, Md.
10-14-1916	L	19-20	Annapolis, Md.
10-14-1933	L	6-34	Pittsburgh, Pa.
11-17-1934	L	7-31	Annapolis, Md.
10-16-1954	L	19-21	Pittsburgh, Pa.
10-8-1955	W	21-0	* Baltimore, Md.
10-28-1961	L	14-28	Pittsburgh, Pa.
10-27-1962	W	32-9	\$ Norfolk, Va.
10-26-1963	W	24-12	Annapolis, Md.
10-24-1964	T	14-14	Pittsburgh, Pa.
10-16-1965	W	12-0	# Washington, D.C.
10-15-1966	W	24-7	Pittsburgh, Pa.
10-28-1967	W	22-21	Pittsburgh, Pa.
10-19-1968	W	17-16	Annapolis, Md.
10-11-1969	L	19-46	Pittsburgh, Pa.
10-10-1970	L	8-10	Annapolis, Md.
10-9-1971	L	35-36	Pittsburgh, Pa.
11-11-1972	W	28-13	Annapolis, Md.
10-27-1973	L	17-22	Pittsburgh, Pa.
10-26-1974	L	11-13	Pittsburgh, Pa.
10-25-1975	W	17-0	Pittsburgh, Pa.
10-23-1976	L	0-45	Annapolis, Md.
10-15-1977	L	17-34	Pittsburgh, Pa.
10-28-1978	W	21-11	Annapolis, Md.
10-27-1979	L	7-24	Pittsburgh, Pa.
10-22-1983	L	14-21	Annapolis, Md.
10-27-1984	T	28-28	Pittsburgh, Pa.
10-26-1985	W	21-7	Annapolis, Md.
10-25-1986	L	14-56	Pittsburgh, Pa.
10-24-1987	L	6-10	Annapolis, Md.
10-22-1988	L	6-52	Pittsburgh, Pa.
10-14-1989	L	14-31	Pittsburgh, Pa.
10-10-2007	W	48-45	OT2 Pittsburgh, Pa.
10-18-2008	L	21-42	Annapolis, Md.
9-19-2009	L	14-27	Pittsburgh, Pa.
10-25-2013	W	24-21	Annapolis, Md.
12-28-2015	W	44-28	! Annapolis, Md.

* Memorial Stadium in Baltimore, Md.

\$ Oyster Bowl in Norfolk, Va.

DC Stadium in Washington, D.C.

! Military Bowl – NMCMS in Annapolis, Md.

PRINCETON

Games: 36 / Princeton Leads, 18-12-6

Streak: Navy, 3 games

Home – 3-10-2 / Road – 7-7-2 / Neutral – 2-1-2

1892	L	0-28	Annapolis, Md.
1897	L	0-28	Annapolis, Md.
10-15-1898	L	0-30	Annapolis, Md.
10-7-1899	L	0-5	Annapolis, Md.
10-13-1900	L	0-5	Annapolis, Md.
10-4-1902	L	0-11	Annapolis, Md.
10-15-1904	W	10-9	Annapolis, Md.
10-13-1906	L	0-5	Annapolis, Md.
10-30-1909	L	3-5	Annapolis, Md.
10-21-1911	T	0-0	Annapolis, Md.
10-23-1920	L	0-14	Annapolis, Md.
10-15-1921	W	13-0	Annapolis, Md.
10-27-1923	T	3-3	Annapolis, Md.

10-18-1924	L	14-17	Princeton, N.J.
10-17-1925	T	10-10	^ Baltimore, Md.
10-16-1926	W	27-13	Princeton, N.J.
11-24-1928	W	9-0	+ Philadelphia, Pa.
10-26-1929	T	13-13	Princeton, N.J.
10-25-1930	W	31-0	Princeton, N.J.
10-24-1931	W	15-0	Princeton, N.J.
10-22-1932	T	0-0	Princeton, N.J.
11-18-1933	L	0-13	Princeton, N.J.
11-2-1935	L	0-26	Princeton, N.J.
10-24-1936	L	0-7	Princeton, N.J.
11-20-1937	L	6-26	Princeton, N.J.
10-22-1938	T	13-13	^ Baltimore, Md.
11-25-1939	L	0-28	Princeton, N.J.
10-12-1940	W	12-6	Princeton, N.J.
11-22-1941	W	23-0	Princeton, N.J.
10-10-1942	L	0-10	# New York, N.Y.
10-1-1949	W	28-7	^ Baltimore, Md.
10-14-1950	L	14-20	Princeton, N.J.
10-6-1951	L	20-24	Annapolis, Md.
10-17-1953	W	65-7	Princeton, N.J.
10-15-1983	W	37-29	Princeton, N.J.
10-20-1984	W	41-3	Annapolis, Md.

^ Municipal Stadium in Baltimore, Md.

+ Franklin Field in Philadelphia, Pa.

Yankee Stadium in New York, N.Y.

PRINCETON FRESHMEN

Games: 1 / Princeton Freshmen Leads, 1-0

Streak: Princeton Freshmen, 1 game

Home – 0-1 / Road – 0-0

1885	L	0-10	Annapolis, Md.
------	---	------	----------------

PRINCETON JV

Games: 3 / Princeton JV Leads, 2-1

Streak: Navy, 1 game

Home – 1-2 / Road – 0-0

1886	L	0-30	Annapolis, Md.
1887	L	5-22	Annapolis, Md.
1897	W	6-0	Annapolis, Md.

PURDUE

Games: 2 / Navy Leads, 2-0

Streak: Navy, 2 games

Home – 1-0 / Road – 0-0 / Neutral – 1-0

10-2-1926	W	17-13	Annapolis, Md.
11-18-1944	W	32-0	^ Baltimore, Md.

^ Municipal Stadium in Baltimore, Md.

RICE

Games: 12 / Series Tied, 6-6

Streak: Navy, 4 games

Home – 2-2 / Road – 3-4 / Neutral – 1-0

10-13-1951	L	14-21	Houston, Texas
1-1-1958	W	20-7	# Dallas, Texas
9-30-1967	L	7-21	Houston, Texas
11-21-1992	L	22-27	Houston, Texas
11-19-1994	W	29-17	Annapolis, Md.
9-25-1999	L	17-20	Houston, Texas
10-13-2001	L	13-21	Annapolis, Md.
10-12-2002	L	10-17	Annapolis, Md.
10-18-2003	W	38-6	Houston, Texas
10-23-2004	W	14-13	Annapolis, Md.
10-22-2005	W	41-9	Houston, Texas
10-10-2009	W	63-14	Houston, Texas

Cotton Bowl – Cotton Bowl in Dallas, Texas

RICHMOND

Games: 2 / Navy Leads, 2-0

Streak: Navy, 2 games

Home – 2-0 / Road – 0-0

10-9-1926	W	26-0	Annapolis, Md.
9-8-1990	W	28-17	Annapolis, Md.

RUTGERS

Games: 25 / Rutgers Leads, 13-11-1

Streak: Rutgers, 2 game

Home – 9-6-1 / Road – 2-7

1891	W	21-12	Annapolis, Md.
1892	W	48-12	Annapolis, Md.
1896	W	40-6	Annapolis, Md.
1897	W	1-0	^ Annapolis, Md.
10-3-1908	W	18-0	Annapolis, Md.
10-9-1909	W	12-3	Annapolis, Md.
10-8-1910	T	0-0	Annapolis, Md.
10-18-1969	L	6-20	Piscataway, N.J.
9-11-1976	L	3-13	Annapolis, Md.
9-26-1992	L	0-40	Annapolis, Md.
9-16-1995	L	17-27	Piscataway, N.J.
9-7-1996	W	10-6	Piscataway, N.J.
9-13-1997	W	36-7	Annapolis, Md.
11-7-1998	L	33-36	Annapolis, Md.
11-6-1999	W	34-7	Piscataway, N.J.
10-21-2000	L	21-28	Annapolis, Md.
10-20-2001	L	17-23	Piscataway, N.J.
9-27-2003	L	27-48	Piscataway, N.J.
11-20-2004	W	54-21	Annapolis, Md.
10-29-2005	L	21-31	Piscataway, N.J.
10-14-2006	L	0-34	Annapolis, Md.
9-7-2007	L	24-41	Piscataway, N.J.
9-20-2008	W	23-21	Annapolis, Md.
10-15-2011	L	20-21	Piscataway, N.J.
9-20-2014	L	24-31	Annapolis, Md.

^ forfeit

ST. HELENA NTS

Games: 1 / Navy Leads, 1-0

Streak: Navy, 1 game

Home – 1-0 / Road – 0-0

11-2-1918	W	66-0	Annapolis, Md.
-----------	---	------	----------------



2023 NAVY FOOTBALL

ALL-TIME SERIES RECORDS & RESULTS

ST. JOHN'S COLLEGE (MD.)

Games: 21 / Navy Leads, 18-3

Streak: Navy, 14 games

Home - 18-3 / Road - 0-0

1885	W	46-10	Annapolis, Md.
1886	W	12-0	Annapolis, Md.
1886	L	0-4	Annapolis, Md.
1887	W	4-0	Annapolis, Md.
1887	W	24-0	Annapolis, Md.
1888	L	4-6	Annapolis, Md.
1888	L	6-22	Annapolis, Md.
1889	W	20-10	Annapolis, Md.
1890	W	45-0	Annapolis, Md.
1891	W	28-6	Annapolis, Md.
1896	W	50-0	Annapolis, Md.
10-9-1901	W	28-2	Annapolis, Md.
10-19-1904	W	23-0	Annapolis, Md.
10-11-1905	W	29-0	Annapolis, Md.
10-17-1906	W	34-0	Annapolis, Md.
10-2-1907	W	26-0	Annapolis, Md.
10-16-1907	W	12-0	Annapolis, Md.
10-4-1908	W	22-0	Annapolis, Md.
10-6-1909	W	16-6	Annapolis, Md.
10-1-1910	W	16-0	Annapolis, Md.
10-11-1911	W	21-0	Annapolis, Md.

ST. XAVIER (OHIO)

Games: 2 / Navy Leads, 2-0

Streak: Navy, 2 games

Home - 2-0 / Road - 0-0

11-11-1922	W	52-0	Annapolis, Md.
11-10-1923	W	61-0	Annapolis, Md.

SAN DIEGO STATE

Games: 4 / San Diego State Leads, 3-1

Streak: Navy, 1 Game

Home - 0-0 / Road - 1-3

9-3-1994	L	14-56	San Diego, Calif.
9-5-1997	L	31-45	San Diego, Calif.
12-23-2010	L	14-35	+ San Diego, Calif.
12-23-2014	W	17-16	+ San Diego, Calif.

+ Poinsettia Bowl - Qualcomm Stadium in San Diego, Calif.

SAN JOSE STATE

Games: 4 / Series tied, 2-2

Streak: Navy, 2 game

Home - 1-1 / Road - 1-1

11-19-2011	L	24-27	San Jose, Calif.
9-29-2012	L	0-12	Annapolis, Md.
11-22-2013	W	58-52	3OT San Jose, Calif.
10-25-2014	W	41-31	Annapolis, Md.

SOUTH ALABAMA

Games: 2 / Navy leads, 2-0

Streak: Navy, 2 games

Home - 1-0 / Road - 1-0

11-16-2013	W	42-14	Annapolis, Md.
11-28-2014	W	42-40	Mobile, Ala.

SOUTH CAROLINA

Games: 8 / South Carolina Leads, 5-3

Streak: South Carolina, 3 games

Home - 2-0 / Road - 1-5

11-13-1920	W	63-0	Annapolis, Md.
10-1-1955	W	26-0	Columbia, S.C.
11-13-1982	L	14-17	Columbia, S.C.
11-12-1983	L	7-31	Columbia, S.C.
11-17-1984	W	38-21	Annapolis, Md.
11-16-1985	L	31-34	Columbia, S.C.
11-12-1988	L	8-19	Columbia, S.C.
9-17-2011	L	21-24	Columbia, S.C.

SOUTH FLORIDA (USF)

Games: 3 / Navy leads, 2-1

Streak: Navy, 1 game

Home - 2-0 / Road - 0-1

10-31-2015	W	29-17	Annapolis, Md.
10-28-2016	L	45-52	Tampa, Fla.
10-19-2019	W	35-3	Annapolis, Md.

SOUTHERN CAL (USC)

Games: 3 / Southern Cal Leads, 2-1

Streak: Southern Cal, 1 game

Home - 0-0 / Road - 0-2 / Neutral - 1-0

9-24-1949	L	20-42	Los Angeles, Calif.
10-21-1950	W	27-14	* Baltimore, Md.
11-17-1962	L	6-13	Los Angeles, Calif.

* Memorial Stadium in Baltimore, Md.

SOUTHERN METHODIST (SMU)

Games: 24 / Navy Leads 13-11

Streak: SMU, 3 games

Home - 6-4 / Road - 6-6 / Neutral - 1-1

11-15-1930	L	7-20	^ Baltimore, Md.
11-21-1931	L	6-13	Annapolis, Md.
10-3-1959	L	7-20	Dallas, Texas
10-8-1960	W	26-7	\$ Norfolk, Va.
10-11-1963	L	28-32	Dallas, Texas
9-24-1966	L	3-21	Dallas, Texas
11-20-1993	L	13-42	Annapolis, Md.
9-9-1995	W	33-2	Dallas, Texas
9-21-1996	W	19-17	Annapolis, Md.
9-20-1997	W	46-16	Dallas, Texas
11-21-1998	L	11-24	Annapolis, Md.
8-31-2002	W	38-7	Dallas, Texas
10-25-2008	W	34-7	Annapolis, Md.
10-17-2009	W	38-35	OT Dallas, Texas
10-16-2010	W	28-21	Annapolis, Md.
11-12-2011	W	24-17	Dallas, Texas
11-14-2015	W	55-14	Annapolis, Md.
11-26-2016	W	75-31	Dallas, Texas
11-11-2017	W	43-40	Annapolis, Md.
9-22-2018	L	30-31	OT Dallas, Texas
11-23-2019	W	35-28	Annapolis, Md.
10-31-2020	L	37-51	Dallas, Texas
10-9-2021	L	24-31	Annapolis, Md.
10-14-2022	L	34-40	Dallas, Texas

^ Municipal Stadium in Baltimore, Md.

\$ Oyster Bowl in Norfolk, Va.

SOUTHERN MISS

Games: 1 / Southern Miss Leads, 1-0

Streak: Southern Miss, 1 game

Home - 0-1 / Road - 0-0

10-8-2011	L	35-63	Annapolis, Md.
-----------	---	-------	----------------

STANFORD

Games: 4 / Navy Leads, 2-1-1

Streak: Navy, 1 game

Home - 0-1 / Road - 2-0-1

10-9-1954	W	25-0	Stanford, Calif.
9-25-1965	T	7-7	Stanford, Calif.
9-10-2005	L	38-40	Annapolis, Md.
9-16-2006	W	37-9	Stanford, Calif.

SWARTHMORE

Games: 5 / Swarthmore Leads, 4-1

Streak: Swarthmore, 2 games

Home - 1-4 / Road - 0-0

10-29-1904	L	0-9	Annapolis, Md.
10-28-1905	L	5-6	Annapolis, Md.
11-10-1906	W	5-4	Annapolis, Md.
11-9-1907	L	0-18	Annapolis, Md.
10-19-1912	L	6-21	Annapolis, Md.

SYRACUSE

Games: 27 / Syracuse Leads, 19-8

Streak: Syracuse, 7 games

Home - 5-6 / Road - 3-12 / Neutral - 0-1

10-10-1959	L	6-32	\$ Norfolk, Va.
11-10-1962	L	6-34	Syracuse, N.Y.
9-18-1965	L	6-14	Syracuse, N.Y.
10-8-1966	L	14-28	Syracuse, N.Y.
10-14-1967	W	27-14	Annapolis, Md.
11-16-1968	L	6-44	Syracuse, N.Y.
11-15-1969	L	0-15	Annapolis, Md.
10-24-1970	L	8-23	Syracuse, N.Y.
11-13-1971	W	17-14	Annapolis, Md.
10-14-1972	L	14-30	Syracuse, N.Y.
10-13-1973	W	23-14	Annapolis, Md.
10-12-1974	L	9-17	Syracuse, N.Y.
10-11-1975	W	10-6	Annapolis, Md.
11-6-1976	W	27-10	Syracuse, N.Y.
11-5-1977	L	34-45	Annapolis, Md.
11-11-1978	L	17-20	Syracuse, N.Y.
11-10-1979	L	14-30	Annapolis, Md.
11-8-1980	W	6-3	Syracuse, N.Y.
11-7-1981	W	35-23	Annapolis, Md.
11-6-1982	W	20-18	Syracuse, N.Y.
11-5-1983	L	7-14	Annapolis, Md.
11-10-1984	L	0-29	Syracuse, N.Y.
11-9-1985	L	20-24	Annapolis, Md.
11-8-1986	L	22-31	Syracuse, N.Y.
11-7-1987	L	10-34	Syracuse, N.Y.
11-5-1988	L	21-49	Syracuse, N.Y.
11-11-1989	L	17-38	Annapolis, Md.

\$ Oyster Bowl in Norfolk, Va.

ALL-TIME SERIES RECORDS & RESULTS

TEMPLE

Games: 17 / Navy Leads 9-8

Streak: Navy, 3 games

Home - 6-5 / Road - 3-3

9-17-1988	L	7-12	Annapolis, Md.
10-19-1991	L	14-21	Philadelphia, Pa.
11-8-1997	W	49-17	Annapolis, Md.
9-2-2000	L	6-17	Annapolis, Md.
8-30-2001	L	26-45	Philadelphia, Pa.
11-19-2005	W	38-17	Annapolis, Md.
11-18-2006	W	42-6	Annapolis, Md.
8-31-2007	W	30-19	Philadelphia, Pa.
11-1-2008	W	33-27	OT Annapolis, Md.
10-31-2009	L	24-27	Annapolis, Md.
9-6-2014	W	31-24	Philadelphia, Pa.
12-3-2016	L	10-34	! Annapolis, Md.
11-2-2017	L	26-34	Philadelphia, Pa.
10-13-2018	L	17-24	Annapolis, Md.
10-10-2020	W	31-29	Annapolis, Md.
11-27-2021	W	38-14	Philadelphia, Pa.
10-29-22	W	27-20	OT Annapolis, Md.

! AAC Championship Game

TEXAS

Games: 2 / Texas Leads, 2-0

Streak: Texas, 2 games

Home - 0-0 / Road - 0-1 / Neutral - 0-1

1-1-1964	L	6-28	@ Dallas, Texas
10-4-1969	L	17-56	Austin, Texas

@ Cotton Bowl - Cotton Bowl in Dallas, Texas

TEXAS CHRISTIAN (TCU)

Games: 2 / TCU Leads, 2-0

Streak: TCU, 2 games

Home - 0-1 / Road - 0-1

9-30-2000	L	0-24	Annapolis, Md.
9-6-2003	L	3-17	Fort Worth, Texas

TEXAS STATE

Games: 2 / Navy leads, 2-0

Streak: Navy, 2 games

Home - 1-0 / Road - 1-0 / Neutral - 0-0

11-17-2012	W	21-10	Annapolis, Md.
9-13-2014	W	35-21	San Marcos, Texas

TEXAS TECH

Games: 1 / Texas Tech Leads, 1-0

Streak: Texas Tech, 1 game

Home - 0-0 / Road - 0-0 / Neutral - 0-1

12-30-2003	L	14-38	^ Houston, Texas
------------	---	-------	------------------

^ EV1.net Houston Bowl - Reliant Stadium in Houston, Texas

TOLEDO

Games: 4 / Toledo Leads, 3-1

Streak: Toledo, 3 games

Home - 0-1 / Road - 1-2

11-10-1990	W	14-10	Toledo, Ohio
10-28-2000	L	14-35	Annapolis, Md.
10-27-2001	L	20-21	Toledo, Ohio
10-10-2013	L	44-45	2OT Toledo, Ohio

TOWSON

Games: 1 / Navy Leads, 1-0

Streak: Navy, 1 game

Home - 1-0 / Road - 0-0

8-30-2008	W	41-13	Annapolis, Md.
-----------	---	-------	----------------

TRINITY (CONN.)

Games: 1 / Navy Leads, 1-0

Streak: Navy, 1 game

Home - 1-0 / Road - 0-0

11-11-1899	W	35-0	Annapolis, Md.
------------	---	------	----------------

TROY

Games: 2 / Series Tied, 1-1

Streak: Troy, 1 game

Home - 1-0 / Road - 0-1

11-5-2011	W	42-14	Annapolis, Md.
11-10-2012	L	31-41	Troy, Ala.

TULANE

Games: 25 / Series tied, 12-12-1

Streak: Navy, 2 games

Home - 9-1 / Road - 3-9-1 / Neutral - 0-2

11-5-1949	T	21-21	New Orleans, La.
11-11-1950	L	0-27	* Baltimore, Md.
10-13-1956	L	6-21	New Orleans, La.
10-18-1958	L	6-14	\$ Norfolk, Va.
11-10-1973	L	15-17	New Orleans, La.
11-9-1991	L	7-34	New Orleans, La.
11-7-1992	W	20-17	Annapolis, Md.
10-2-1993	L	25-27	New Orleans, La.
11-5-1994	W	17-15	New Orleans, La.
11-18-1995	W	35-7	Annapolis, Md.
11-16-1996	W	35-21	Annapolis, Md.
9-26-1998	L	42-24	New Orleans, La.
11-13-1999	W	45-21	Annapolis, Md.
11-11-2000	L	38-50	New Orleans, La.
11-10-2001	L	28-42	Annapolis, Md.
10-26-2002	L	30-51	New Orleans, La.
11-1-2003	W	35-17	Annapolis, Md.
11-6-2004	L	10-42	New Orleans, La.
11-5-2005	W	49-21	Annapolis, Md.
10-24-2015	W	31-14	Annapolis, Md.
9-17-2016	W	21-14	New Orleans, La.
9-9-2017	W	23-21	Annapolis, Md.
11-24-2018	L	28-29	New Orleans, La.
10-26-2019	W	41-38	Annapolis, Md.
9-19-2020	W	27-24	New Orleans, La.

* Memorial Stadium in Baltimore, Md.

\$ Oyster Bowl in Norfolk, Va.

TULSA

Games: 10 / Navy leads 8-2

Streak: Navy 2 games

Home - 3-2 / Road - 5-0

9-18-2004	W	29-0	Tulsa, Okla.
9-23-2006	L	23-24	OT Annapolis, Md.
11-21-2015	W	44-21	Tulsa, Okla.
11-12-2016	W	42-40	Annapolis, Md.
9-30-2017	W	31-21	Tulsa, Okla.
11-17-2018	W	37-29	Annapolis, Md.
10-12-2019	W	45-17	Tulsa, Okla.
12-5-2020	L	6-19	Annapolis, Md.
10-29-2021	W	20-17	Tulsa, Okla.
10-8-2022	W	53-21	Annapolis, Md.

URSINUS

Games: 3 / Navy Leads, 2-1

Streak: Navy, 1 game

Home - 2-1 / Road - 0-0

11-21-1914	W	33-2	Annapolis, Md.
11-20-1915	L	7-10	Annapolis, Md.
11-16-1918	W	127-0	Annapolis, Md.

UTAH

Games: 1 / Utah Leads, 1-0

Streak: Utah, 1 game

Home - 0-0 / Road - 0-0 / Neutral - 0-1

12-20-2007	L	32-35	San Diego, Calif.
------------	---	-------	-------------------

^ Poinsettia Bowl - Qualcomm Stadium in San Diego, Calif.

VANDERBILT

Games: 7 / Navy Leads, 3-2-2

Streak: Navy, 2 games

Home - 1-1-2 / Road - 2-1

10-12-1907	T	6-6	Annapolis, Md.
11-12-1966	W	30-14	Nashville, Tenn.
11-18-1967	T	35-35	Annapolis, Md.
11-14-1992	L	7-27	Annapolis, Md.
11-13-1993	L	7-41	Nashville, Tenn.
10-11-2003	W	37-27	Nashville, Tenn.
9-25-2004	W	29-26	Annapolis, Md.

VERMONT

Games: 1 / Navy Leads, 1-0

Streak: Navy, 1 game

Home - 1-0 / Road - 0-0

11-8-1924	W	53-0	Annapolis, Md.
-----------	---	------	----------------

VILLANOVA

Games: 11 / Navy Leads, 9-2

Streak: Navy, 3 games

Home - 9-2 / Road - 0-0

11-7-1908	W	30-6	Annapolis, Md.
10-16-1909	L	6-11	Annapolis, Md.
11-18-1916	W	57-7	Annapolis, Md.
11-17-1917	W	80-3	Annapolis, Md.
9-29-1945	W	49-0	Annapolis, Md.
9-28-1946	W	7-0	Annapolis, Md.
9-24-1960	W	41-7	Annapolis, Md.
11-14-1970	L	10-14	Annapolis, Md.
10-18-1980	W	24-15	Annapolis, Md.
9-22-1990	W	23-21	Annapolis, Md.
10-21-1995	W	20-14	Annapolis, Md.

VIRGINIA

Games: 40 / Navy Leads, 29-11

Streak: Navy, 1 game

Home - 21-6 / Road - 6-5 / Neutral - 2-0

12-7-1889	W	26-6	Annapolis, Md.
1893	W	28-0	Annapolis, Md.
1893	L	0-12	Annapolis, Md.
1895	W	1-0	! Annapolis, Md.
1897	W	4-0	Annapolis, Md.
11-19-1898	W	6-0	Charlottesville, Va.
10-14-1903	W	6-5	Annapolis, Md.
11-12-1904	W	5-0	Charlottesville, Va.
11-18-1905	W	22-0	Annapolis, Md.
10-23-1909	L	0-5	Annapolis, Md.
10-21-1933	W	13-7	Annapolis, Md.



2023 NAVY FOOTBALL

ALL-TIME SERIES RECORDS & RESULTS

10-6-1934	W	21-6	^	Washington, D.C.
10-10-1935	W	26-7		Annapolis, Md.
10-10-1936	W	35-14		Annapolis, Md.
10-9-1937	W	40-13		Annapolis, Md.
10-8-1938	W	33-0		Annapolis, Md.
10-7-1939	W	14-12		Annapolis, Md.
10-3-1942	W	35-0		Annapolis, Md.
11-17-1956	W	34-7	*	Baltimore, Md.
11-12-1960	W	41-6		Annapolis, Md.
11-18-1961	W	13-3		Annapolis, Md.
10-26-1968	L	0-24		Annapolis, Md.
10-25-1969	W	10-0		Annapolis, Md.
9-11-1971	W	10-6		Charlottesville, Va.
9-14-1974	W	35-28		Annapolis, Md.
9-13-1975	W	42-14		Charlottesville, Va.
9-16-1978	W	32-0		Charlottesville, Va.
10-20-1979	W	17-10		Annapolis, Md.
9-13-1980	L	3-6		Charlottesville, Va.
9-11-1982	W	20-16		Annapolis, Md.
9-10-1983	L	16-27		Charlottesville, Va.
9-22-1984	L	9-21		Annapolis, Md.
9-28-1985	W	17-13		Charlottesville, Va.
9-13-1986	W	20-10		Annapolis, Md.
9-15-1990	L	14-56		Charlottesville, Va.
9-14-1991	L	10-17		Charlottesville, Va.
9-12-1992	L	0-53		Annapolis, Md.
9-11-1993	L	0-38		Charlottesville, Va.
9-10-1994	L	10-47		Annapolis, Md.
12-28-2017	W	49-7	#	Annapolis, Md.

! forfeit

^ Griffith Stadium in Washington, D.C.

* Memorial Stadium in Baltimore, Md.

Military Bowl - NMCMS in Annapolis, Md.

VMI

Games: 10 / Navy Leads, 10-0

Streak: Navy, 10 games

Home - 8-0 / Road - 1-0 / Neutral - 1-0

11-24-1898	W	21-5		Annapolis, Md.
10-8-1904	W	12-0		Annapolis, Md.
10-7-1905	W	34-0		Annapolis, Md.
10-1-1938	W	26-0		Annapolis, Md.
10-19-1963	W	21-12	\$	Norfolk, Va.
9-15-1973	W	37-6		Lexington, Va.
10-18-1997	W	42-7		Annapolis, Md.
8-30-2003	W	37-10		Annapolis, Md.
9-22-2012	W	41-3		Annapolis, Md.
10-11-2014	W	51-14		Annapolis, Md.

\$ Oyster Bowl in Norfolk, Va.

VIRGINIA TECH

Games: 10 / Navy Leads, 7-3

Streak: Virginia Tech, 2 games

Home - 7-2 / Road - 0-1

11-21-1903	L	0-11		Annapolis, Md.
11-19-1904	W	11-0		Annapolis, Md.
11-25-1905	W	12-6		Annapolis, Md.
11-24-1906	W	5-0		Annapolis, Md.
11-23-1907	W	12-0		Annapolis, Md.
11-21-1908	W	15-4		Annapolis, Md.
10-22-1910	W	3-0		Annapolis, Md.
10-23-1915	W	20-0		Annapolis, Md.
10-3-1987	L	11-31		Blacksburg, Va.
10-7-1995	L	0-14		Annapolis, Md.

WAKE FOREST

Games: 12 / Wake Forest Leads, 7-5

Streak: Navy, 2 games

Home - 2-4 / Road - 3-2 / Neutral - 0-1

11-16-1929	W	61-0		Annapolis, Md.
11-2-31991	L	24-52		Annapolis, Md.
9-23-1995	L	7-30		Annapolis, Md.
10-26-1996	W	47-18		Winston-Salem, N.C.
9-10-1998	L	14-26		Winston-Salem, N.C.
11-18-2000	L	26-49		Annapolis, Md.
11-23-2002	L	27-30		Winston-Salem, N.C.
10-20-2007	L	24-44		Annapolis, Md.
9-27-2008	W	24-17		Winston-Salem, N.C.
12-20-2008	L	19-29	+	Washington, D.C.
10-24-2009	W	13-10		Annapolis, Md.
10-9-2010	W	28-27		Winston-Salem, N.C.

+ EagleBank Bowl - RFK Stadium in Washington, D.C.

WASHINGTON

Games: 6 / Washington Leads, 3-2-1

Streak: Washington, 1 game

Home - 0-0 / Road - 2-3 / Neutral - 0-0-1

1-1-1923	T	14-14	^	Pasadena, Calif.
10-1-1960	W	15-14		Seattle, Wash.
10-3-1970	L	7-56		Seattle, Wash.
9-27-1975	L	13-14		Seattle, Wash.
10-25-1980	W	24-10		Seattle, Wash.
10-1-1983	L	10-27		Seattle, Wash.

^ Rose Bowl - Rose Bowl in Pasadena, Calif.

WASHINGTON ALL-STARS

Games: 1 / Navy Leads, 1-0

Streak: Navy, 1 game

Home - 10-0 / Road - 0-0

1889	W	24-0		Annapolis, Md.
------	---	------	--	----------------

WASHINGTON & JEFFERSON

Games: 6 / Navy Leads, 4-1-1

Streak: Navy, 2 games

Home - 4-1-1 / Road - 0-0

11-3-1900	W	18-0		Annapolis, Md.
11-16-1901	W	17-11		Annapolis, Md.
11-7-1903	L	0-16		Annapolis, Md.
11-6-1909	T	0-0		Annapolis, Md.
10-15-1910	W	15-0		Annapolis, Md.
10-14-1911	W	16-0		Annapolis, Md.

WASHINGTON & LEE

Games: 3 / Navy Leads, 2-1

Streak: Navy, 2 games

Home - 2-1 / Road - 0-0

11-4-1916	L	0-10		Annapolis, Md.
10-8-1932	W	33-0		Annapolis, Md.
11-3-1934	W	26-0		Annapolis, Md.

WASHINGTON COLLEGE

Games: 1 / Navy Leads, 1-0

Streak: Navy, 1 game

Home - 1-0 / Road - 0-0

10-24-1925	W	37-0		Annapolis, Md.
------------	---	------	--	----------------

WEST VIRGINIA

Games: 8 / Navy Leads, 6-2

Streak: Navy, 1 game

Home - 4-2 / Road - 2-0

11-2-1907	W	6-0		Annapolis, Md.
11-11-1911	W	32-0		Annapolis, Md.
10-21-1916	W	12-7		Annapolis, Md.
10-6-1917	L	0-7		Annapolis, Md.
10-4-1941	W	40-0		Annapolis, Md.
9-21-1963	W	51-7		Morgantown, W.Va.
10-3-1998	L	24-45		Annapolis, Md.
10-2-1999	W	31-28		Morgantown, W.Va.

WEST VIRGINIA WESLEYAN

Games: 9 / Navy Leads, 7-1-1

Streak: NA

Home - 7-1-1 / Road - 0-0

11-1-1919	W	20-6		Annapolis, Md.
10-13-1923	W	26-7		Annapolis, Md.
10-25-1924	L	7-10		Annapolis, Md.
11-6-1926	W	53-7		Annapolis, Md.
11-5-1927	W	26-0		Annapolis, Md.
11-3-1928	W	37-0		Annapolis, Md.
11-23-1929	W	30-6		Annapolis, Md.
11-1-1930	W	37-14		Annapolis, Md.
10-31-1931	T	0-0		Annapolis, Md.

WESTERN KENTUCKY

Games: 4 / Series tied, 2-2

Streak: Western Kentucky, 2 games

Home - 1-1 / Road - 1-1

9-26-2009	W	38-22		Annapolis, Md.
9-17-2011	W	40-14		Bowling Green, Ky.
9-28-2013	L	7-19		Bowling Green, Ky.
9-27-2014	L	27-36		Annapolis, Md.

WESTERN MARYLAND

Games: 3 / Navy Leads, 3-0

Streak: Navy, 3 games

Home - 3-0 / Road - 0-0

10-18-1905	W	29-0		Annapolis, Md.
10-24-1906	W	31-0		Annapolis, Md.
11-7-1925	W	27-0		Annapolis, Md.

WESTERN RESERVE

Games: 9 / Navy Leads, 8-0-1

Streak: Navy, 6 games

Home - 8-0-1 / Road - 0-0

11-13-1909	W	17-6		Annapolis, Md.
10-29-1910	W	17-0		Annapolis, Md.
10-28-1911	T	0-0		Annapolis, Md.
11-1-1912	W	7-0		Annapolis, Md.
10-24-1914	W	48-0		Annapolis, Md.
11-3-1917	W	95-0		Annapolis, Md.
10-30-1920	W	47-0		Annapolis, Md.
10-8-1921	W	53-0		Annapolis, Md.
10-7-1922	W	71-0		Annapolis, Md.



2023 NAVY FOOTBALL

ALL-TIME SERIES RECORDS & RESULTS

WHITE SQUADRON

Games: 2 / Navy Leads, 2-0

Streak: Navy, 2 games

Home – 2-0 / Road – 0-0

11-23-1896	W	11-5	Annapolis, Md.
1897	W	8-0	Annapolis, Md.

WILLIAM & MARY

Games: 42 / Navy Leads, 35-6-1

Streak: William & Mary, 2 games

Home – 34-6-1 / Road – 0-0 / Neutral – 1-0

9-29-1923	W	39-10	Annapolis, Md.
10-4-1924	W	14-7	Annapolis, Md.
10-3-1925	W	25-0	Annapolis, Md.
10-5-1929	W	15-0	Annapolis, Md.
10-4-1930	W	19-6	Annapolis, Md.
10-3-1931	W	13-6	Annapolis, Md.
10-1-1932	L	0-6	Annapolis, Md.
9-30-1933	W	12-0	Annapolis, Md.
9-29-1934	W	20-7	Annapolis, Md.
9-28-1935	W	30-0	Annapolis, Md.
9-26-1936	W	18-6	Annapolis, Md.
9-25-1937	W	45-0	Annapolis, Md.
9-24-1938	W	26-0	Annapolis, Md.
9-30-1939	W	31-6	Annapolis, Md.
9-28-1940	W	19-7	Annapolis, Md.
9-27-1941	W	34-0	Annapolis, Md.
9-26-1942	L	0-3	Annapolis, Md.
10-11-1952	W	14-0	Annapolis, Md.
9-26-1953	T	6-6	Annapolis, Md.
9-25-1954	W	27-0	Annapolis, Md.
9-24-1955	W	7-0	Annapolis, Md.
9-29-1956	W	39-14	Annapolis, Md.
9-28-1957	W	33-6	Annapolis, Md.
9-27-1958	W	14-0	Annapolis, Md.
9-26-1959	W	29-2	^ Annapolis, Md.
9-30-1961	W	44-6	Annapolis, Md.
9-29-1962	W	20-16	Annapolis, Md.
9-28-1963	W	28-0	Annapolis, Md.
9-26-1964	W	35-6	Annapolis, Md.
10-9-1965	W	42-14	Annapolis, Md.
10-22-1966	W	21-0	Annapolis, Md.
10-21-1967	L	16-27	Annapolis, Md.
9-16-1972	W	13-9	Annapolis, Md.
10-16-1976	L	13-21	Annapolis, Md.
10-22-1977	W	42-17	Annapolis, Md.
10-21-1978	W	9-0	Annapolis, Md.
10-13-1979	W	24-7	§ Norfolk, Va.
9-27-1980	W	45-6	Annapolis, Md.
10-24-1981	W	27-0	Annapolis, Md.
10-16-1982	W	39-3	Annapolis, Md.
9-12-1987	L	12-27	Annapolis, Md.
9-21-1991	L	21-26	Annapolis, Md.

^ First game played at Navy-Marine Corps Memorial Stadium

§ Oyster Bowl in Norfolk, Va.

WISCONSIN

Games: 2 / Series Tied, 1-1

Streak: Wisconsin, 1 game

Home – 0-0 / Road – 0-1 / Neutral – 1-0

11-17-1945	W	36-7	^ Baltimore, Md.
10-15-1949	L	13-48	Madison, Wis.

^ Municipal Stadium in Baltimore, Md.

WOOSTER COLLEGE

Games: 1 / Navy Leads, 1-0

Streak: Navy, 1 game

Home – 1-0 / Road – 0-0

11-28-1931	W	19-6	Annapolis, Md.
------------	---	------	----------------

YALE

Games: 10 / Yale Leads, 5-4-1

Streak: Navy, 1 game

Home – 1-1 / Road – 1-3-1 / Neutral – 2-1

10-12-1902	L	0-24	Annapolis, Md.
10-19-1935	L	6-7	New Haven, Conn.
10-17-1936	L	7-12	^ Baltimore, Md.
10-15-1938	L	7-9	New Haven, Conn.
10-26-1940	W	21-0	New Haven, Conn.
10-17-1942	W	13-6	^ Baltimore, Md.
9-29-1951	T	7-7	New Haven, Conn.
9-27-1952	W	31-7	* Baltimore, Md.
10-3-1981	L	19-23	New Haven, Conn.
10-1-1988	W	41-7	Annapolis, Md.

^ Municipal Stadium in Baltimore, Md.

* Memorial Stadium in Baltimore, Md.



2023 NAVY FOOTBALL

**S E C T I O N
S I X**

**2022
SEASON
IN REVIEW**



2023 NAVY FOOTBALL



EAVAN
GIBBONS



2023 NAVY FOOTBALL

2022 RESULTS / STATISTICS

SCHEDULE | RESULTS

Date	Opponent	Result	Attendance	TV
9-3	Delaware	L, 14-7	30,542	CBSSN
9-10	Memphis #	L, 37-13	30,082	CBSSN
9-24	at ECU	W, 23-20 (2OT)	39,227	ESPN+
10-1	at Air Force	L, 13-10	36,947	CBS
10-8	Tulsa #	W, 53-21	30,658	CBSSN
10-14	at SMU	L, 40-34	24,583	ESPN
10-22	Houston #	L, 38-20	32,443	ESPNU
10-29	Temple #	W, 27-20 (OT)	31,141	CBSSN
11-5	at Cincinnati	L, 20-10	38,461	ESPNU
11-12	vs. Notre Dame	L, 35-32	62,124	ABC
11-19	at UCF	W, 17-14	44,813	ESPN2
12/10	vs. Army	L, 20-17 (2 OT)	69,117	CBS

American Athletic Conference game

Notre Dame game played at M&T Bank Stadium in Baltimore

Army game played at Lincoln Financial Field in Philadelphia

TEAM STATISTICS

CATEGORY	Navy	Opponent
Scoring	263	292
Points per game	21.9	24.3
First Downs	211	187
Rushing	159	64
Passing	35	110
Penalty	17	13
Rushing Yardage	2894	1067
Yards gained rushing	3127	1406
Yards lost rushing	233	339
Rushing attempts	708	355
Average per rush	4.1	3.0
Average per game	241.2	88.9
TDs Rushing	22	7
Passing Yardage	1028	3001
Comp-Att-Int	54-126-6	220-348-8
Average per pass	8.2	8.6
Average per catch	19.0	13.6
Average per game	85.7	250.1
TDs Passing	9	25
Total offense	3922	4068
Total plays	834	703
Average per play	4.7	5.8
Average per game	326.8	339.0
Kick return average	19.6	14.3
Punt return average	9.2	6.3
Int return average	7.1	20.7
Fumbles-Lost	15-10	21-11
Penalties-Yards	46-376	68-546
Average per game	31.3	45.5
Punts-Yards	54-2282	54-2301
Average per punt / Net average	42.3 / 39.1	42.6 / 38.8
Kickoffs-Yards	48-2796	60-3747
Average per kick / Net average	58.3 / 39.6	62.5 / 39.8
Time of possession / game	34:38	25:22
3rd-down conversion / pct.	74-196 / 38%	55-154 / 36%
4rd-down conversion / pct.	23-38 / 61%	11-19 / 58%
Sacks by-Yards	34-190	12-60
Field goals - attempts	13-20	18-21
Attendance	154,866	184,031
Games / Avg per game	5 / 30,973	5 / 36,806
Neutral site games	-	2 / 65,621

TEAM SCORE BY QUARTERS

	1st	2nd	3rd	4th	OT	Total
Navy	43	66	58	76	20	263
Opponents	81	64	69	65	13	292

RUSHING

Player	GP	Att.	Gain	Loss	Net	Avg.	TD	Long	YPG
Daba Fofana	12	186	791	22	769	4.1	6	50	64.1
Maquel Haywood	12	73	486	13	473	6.5	0	44	39.4
Anton Hall	10	89	394	4	390	4.4	3	77	39.0
Xavier Arline	9	96	422	46	376	3.9	3	32	41.8
Tai Lavatai	8	115	384	75	309	2.7	5	19	38.6
Vincent Terrell II	12	72	273	35	238	3.3	2	18	19.8
Logan Point	8	33	138	0	138	4.2	1	26	17.3
Nathan Kent	6	4	77	1	76	19.0	1	70	12.7
Daniel Jones	12	18	74	7	67	3.7	0	19	5.6
Rayuan Lane	12	1	28	0	28	28.0	0	28	2.3
Kai Puailoa-Rojas	12	3	25	0	25	8.3	0	16	2.1
Jayden Umbarger	12	4	15	3	12	3.0	0	14	1.0
Amin Hassan	12	1	3	0	3	3.0	0	3	0.3
Maasai Maynor	3	10	17	19	-2	-0.2	1	10	-0.7
Team	12	3	0	8	-8	-2.7	0	0	-0.7
TOTAL	12	708	3127	233	2894	4.1	22	77	241.2
OPPONENTS	12	355	1406	339	1067	3.0	7	60	88.9

PASSING

Player	GP	Effic.	Comp-Att-Int	Pct.	Yards	TD	Lg	Avg/G
Tai Lavatai	8	130.2	42-91-3	46.2	785	5	65	98.1
Maasai Maynor	3	152.8	7-14-0	50.0	132	1	32	44.0
Xavier Arline	9	143.1	4-11-1	36.4	85	2	34	9.4
Kai Puailoa-Rojas	12	224.2	1-2-1	50.0	26	1	26	2.2
Maquel Haywood	12	-200.0	0-1-1	0.0	0	0	0	0.0
Team	12	0.0	0-7-0	0.0	0	0	0	0.0
TOTAL	12	125.4	54-126-6	42.9	1028	9	65	85.7
OPPONENTS	12	154.8	220-348-8	63.2	3001	25	79	250.1

RECEIVING

Player	GP	No.	Yds.	Avg.	TD	Lg	Avg/G
Jayden Umbarger	12	16	265	16.6	2	52	22.1
Mark Walker	12	13	242	18.6	1	37	20.2
Vincent Terrell II	12	9	221	24.6	2	65	18.4
Maquel Haywood	12	8	137	17.1	2	43	11.4
Kai Puailoa-Rojas	12	4	31	7.8	0	12	2.6
Tai Lavatai	8	1	26	26.0	1	26	3.3
Anton Hall	10	1	62	62.0	1	62	6.2
Kroy Myers	11	1	12	12.0	0	12	1.1
Nathan Kent	6	1	32	32.0	0	32	5.3
TOTAL	12	54	1028	19.0	9	65	85.7
OPPONENTS	12	220	3001	13.6	25	79	250.1

TOTAL OFFENSE

Player	GP	Plays	Rush	Pass	Total	Avg/G
Tai Lavatai	8	206	309	785	1094	136.8
Daba Fofana	12	186	769	0	769	64.1
Maquel Haywood	12	74	473	0	473	39.4
Xavier Arline	9	107	376	85	461	51.2
Anton Hall	10	89	390	0	390	39.0
Vincent Terrell II	12	72	238	0	238	19.8
Logan Point	8	33	138	0	138	17.3
Maasai Maynor	3	24	-2	132	130	43.3
Nathan Kent	6	4	76	0	76	12.7
Daniel Jones	12	18	67	0	67	5.6
Kai Puailoa-Rojas	12	5	25	26	51	4.3
Rayuan Lane	12	1	28	0	28	2.3
Jayden Umbarger	12	4	12	0	12	1.0
Amin Hassan	12	1	3	0	3	0.3
Team	12	0	-8	0	-8	-0.7
TOTAL	12	834	2894	1028	3922	326.8
OPPONENTS	12	703	1067	3001	4068	339.0

2023 NAVY FOOTBALL

2022 STATISTICS

SCORING

Player	TD	FGs	PATs				Saf	Pts
			Kick	Rush	Rcv	Pass		
Daniel Davies	-	10-16	19-19	-	-	-	-	49
Tai Lavatai	6	-	-	-	-	-	-	36
Daba Fofana	6	-	-	-	-	-	-	36
Vincent Terrell II	4	-	-	1	-	-	-	26
Anton Hall	4	-	-	-	-	-	-	24
Xavier Arline	3	-	-	1	-	-	-	20
Bijan Nichols	-	3-3	5-6	-	-	-	-	14
Jayden Umbarger	2	-	-	-	-	-	-	12
Maquel Haywood	2	-	-	-	-	-	-	12
Mark Walker	1	-	-	-	-	-	-	6
Maasai Maynor	1	-	-	-	-	-	-	6
Jianni Woodson-Brooks	1	-	-	-	-	-	-	6
Logan Point	1	-	-	-	-	-	-	6
Nathan Kent	1	-	-	-	-	-	-	6
Evan Warren	-	0-1	2-2	-	-	-	-	2
TOTAL	32	13-20	26-27	2	0	0	0	263
OPPONENTS	34	18-21	32-32	0	1	1	0	292

FIELD GOALS

Player	FGM-A	Pct.	1-19	20-29	30-39	40-49	50+	Long	Blk
Daniel Davies	10-16	62.5	0-0	3-4	5-7	2-5	0-0	46	2
Bijan Nichols	3-3	100.0	0-0	1-1	0-0	2-2	0-0	45	0
Evan Warren	0-1	0.0	0-0	0-0	0-0	0-1	0-0	0	0
TOTAL	18-21	85.7	1-1	8-8	7-8	2-4	0-0	47	0

FIELD GOAL SEQUENCE

Opponent	Navy	Opponents
Delaware	45	44
East Carolina	(37),(29),(43)	(19),(26),37
Air Force	(37),33	(23),(22)
Tulsa	(25),(46),(34)	
SMU	36	(30),(46)
Houston	41,47	0,(24)
Temple	(31),(36)	(38),(22)
Cincinnati	25,(28),44	(47),(27)
Notre Dame	(26)	45
UCF	(45)	(21),(31)
Army West Point	(44)	(37),(39)
Memphis		(37),(38),(22)

* Numbers in (parentheses) indicate field goal was made

PUNTING

Player	No.	Yds.	Avg.	Long	TB	FC	I20	50+	Blk
Riley Riethman	45	1970	43.8	66	3	11	11	13	0
Kellen Grave de Peralta	7	306	43.7	68	2	3	3	1	0
Team	2	6	3.0	0	0	0	0	0	2
TOTAL	54	2282	42.3	68	5	14	14	14	2
OPPONENTS	54	2301	42.6	63	3	16	18	12	0

KICKOFFS

Player	No.	Yds.	Avg.	TB	OB	Retn	Net	YdLn
Evan Warren	44	2597	59.0	14	0			
Daniel Davies	4	199	49.8	0	0			
TOTAL	48	2796	58.3	14	0	23	39.6	25
OPPONENTS	60	3747	62.5	27	4	21	39.8	25

PUNT RETURNS

Player	No.	Yds.	Avg.	TD	Long
Amin Hassan	15	132	8.8	0	57
Vincent Terrell II	1	15	15.0	0	15
TOTAL	16	147	9.2	0	57
OPPONENTS	18	114	6.3	1	31

KICK RETURNS

Player	No.	Yds.	Avg.	TD	Long
Maquel Haywood	17	306	18.0	0	30
Vincent Terrell II	2	59	29.5	0	35
Daniel Jones	2	50	25.0	0	29
Maurice Moore	1	16	16.0	0	16
TOTAL	22	431	19.6	0	35
OPPONENTS	24	342	14.3	0	29

INTERCEPTION RETURNS

Player	No.	Yds.	Avg.	TD	Long
Elias Larry	2	3	1.5	0	3
John Marshall	1	0	0.0	0	0
Nicholas Straw	1	18	18.0	0	18
Mbiti Williams Jr.	1	31	31.0	0	31
Tyler Fletcher	1	0	0.0	0	0
Colin Ramos	1	5	5.0	0	5
Dashaun Peele	1	0	0.0	0	0
TOTAL	8	57	7.1	0	31
OPPONENTS	6	124	20.7	0	71

FUMBLE RETURNS

Player	No.	Yds.	Avg.	TD	Long
Jianni Woodson-Brooks	1	5	5.0	1	5
Rayuan Lane	2	0	0.0	0	0
Donald Berniard Jr	1	0	0.0	0	0
Eavan Gibbons	1	0	0.0	0	0
Mbiti Williams Jr.	1	0	0.0	0	0
Jacob Busic	1	0	0.0	0	0
Justin Reed	1	0	0.0	0	0
Maquel Haywood	1	0	0.0	0	0
Colin Ramos	1	0	0.0	0	0
Joe Hutson	1	0	0.0	0	0
TOTAL	11	5	0.5	1	5
OPPONENTS	10	0	0.0	1	0

ALL-PURPOSE YARDAGE

Player	GP	Rush	Rec.	PR	KOR	IR	Tot.	Avg/G
Maquel Haywood	12	473	137	0	306	0	916	76.3
Daba Fofana	12	769	0	0	0	0	769	64.1
Vincent Terrell II	12	238	221	15	59	0	533	44.4
Anton Hall	10	390	62	0	0	0	452	45.2
Xavier Arline	9	376	0	0	0	0	376	41.8
Tai Lavatai	8	309	26	0	0	0	335	41.9
Jayden Umbarger	12	12	265	0	0	0	277	23.1
Mark Walker	12	0	242	0	0	0	242	20.2
Logan Point	8	138	0	0	0	0	138	17.3
Amin Hassan	12	3	0	132	0	0	135	11.3
Daniel Jones	12	67	0	0	50	0	117	9.8
Nathan Kent	6	76	32	0	0	0	108	18.0
Kai Puailoa-Rojas	12	25	31	0	0	0	56	4.7
Mbiti Williams Jr.	12	0	0	0	0	31	31	2.6
Rayuan Lane	12	28	0	0	0	0	28	2.3
Nicholas Straw	12	0	0	0	0	18	18	1.5
Maurice Moore	1	0	0	0	16	0	16	16.0
Kroy Myers	11	0	12	0	0	0	12	1.1
Colin Ramos	12	0	0	0	0	5	5	0.4
Elias Larry	11	0	0	0	0	3	3	0.3
Maasai Maynor	3	-2	0	0	0	0	-2	-0.7
Team	12	-8	0	0	0	0	-8	-0.7
TOTAL	12	2894	1028	147	431	57	4557	379.8
OPPONENTS	12	1067	3001	114	342	124	4648	387.3



2023 NAVY FOOTBALL

2022 STATISTICS

DEFENSIVE STATISTICS

No.	Player	GP	Tackles			TFL-Yds	Sacks	Pass Defense			Fumbles		Blkd Kick	Saf
			Solo	Ast	Total		No-Yds	Int.-Yds.	BrUp	QBH	Rcv-Yds	FF		
1	John Marshall	12	44	52	96	19.5-98	11.5-77	1-0	7	6	.	2	.	.
44	Colin Ramos	12	34	45	79	8.5-43	4-26	1-5	.	1	1-0	2	.	.
18	Rayuan Lane	12	43	28	71	2.5-10	1-6	.	4	.	2-0	2	.	.
51	Nicholas Straw	12	26	29	55	4.5-15	1.5-10	1-18	3
11	Eavan Gibbons	12	29	25	54	5-20	1-8	.	1	.	1-0	2	.	.
7	Mbiti Williams Jr.	12	24	18	42	2.5-9	0.5-5	1-31	5	1	1-0	.	.	.
52	Jianni Woodson-Brooks	12	24	18	42	1-3	.	.	1	3	1-5	.	.	.
95	Jacob Busic	12	16	22	38	8.5-38	6-34	.	.	4	1-0	2	.	.
90	Donald Bernard Jr	12	9	26	35	4.5-9	0.5-2	.	1	2	1-0	.	.	.
0	Tyler Fletcher	11	15	16	31	5-11	4-9	1-0	2
54	Will Harbour	11	14	16	30	3.5-8	1.5-2	.	.	3
97	Clay Cromwell	12	5	24	29	6-10	1.5-3	.	.	1
3	Elias Larry	11	11	8	19	1-3	.	2-3	2
16	Joe Hutson	12	6	10	16	.	.	.	1	1	1-0	.	.	.
94	Justin Reed	12	3	11	14	0.5-1	1-0	.	.	.
20	Dashaun Peele	5	9	5	14	3-11	1-8	1-0	3	1
34	Kyle Jacob	12	5	6	11	0.5-1
5	Willie Collins	10	10	1	11
2	Marcus Moore	7	2	5	7	0.5-2	.	.	2
99	Nolan Barber	12	1	5	6	0.5-1	1	.	.
8	Matthew Peters	9	3	1	4	1-25	.	.	1
56	Max Sandlin	12	1	2	3
32	Turner Stepp	12	1	1	2
31	Xavier McDonald	11	1	1	2
87	Jayden Umbarger	12	2	.	2
1	Tai Lavatai	8	1	.	1
13	Andrew Duhart	8	.	1	1
9	Taylor Robinson	4	1	.	1
55	Nazir Rogers	11	1	.	1	1
33	Jordan Sanders	12	.	1	1
45	Daba Fofana	12	1	.	1
85	Nathan Kent	6	1	.	1
49	Trent Shiraki	6	.	1	1	1
24	Maquel Haywood	12	1-0	.	.	.
TOTAL		12	343	378	721	78-318	34-190	8-57	33	25	11-5	11	0	1
OPPONENTS		12	449	594	1043	71-200	12-60	6-124	13	15	10-0	8	4	0

2022 GAME RECAPS

GAME 1

Delaware 14, Navy 7

Sept. 3, 2022 • Annapolis, Md.

Navy-Marine Corps Memorial Stadium • 30,542

- Nolan Henderson threw a pair of touchdown passes to lead Delaware to a 14-7 win over Navy in the season opener at Navy-Marine Corps Memorial Stadium to give Ryan Carty a win in his debut as the Fightin' Blue Hens' coach.
- Navy, which lost 5 fumbles all of last season, had 3 in the first 18 minutes of the game. On Navy's first play from scrimmage, **Tai Lavatai** lost a fumble on the mesh handoff between he and fullback **Anton Hall Jr.** and Delaware recovered at the Navy 21-yard line. Two plays later, the Blue Hens converted the mistake into points when Henderson hit Bryce de Maille with a 6-yard touchdown pass.
- Henderson found Chandler Harvin deep for a 51-yard score in the third quarter to make it 14-0. That scoring drive was set up by an odd chain of events. On first-and-20 from its own 28, a Delaware offensive lineman was called for a false start to set up a first-and-30, but another official came in and overruled the penalty and called Navy for making disconcerting signals, making it first-and-15 instead. Three plays later, Henderson hit Harvin for the touchdown.
- Navy responded with its only points of the game, moving 56 yards in 10 plays, capped off by a 2-yard touchdown run by Lavatai to make the score 14-7 late in the third quarter.
- The Navy defense made a big play early in the fourth quarter when Delaware surprisingly went for it on fourth-and-two from its own 45. Linebacker **Jianni Woodson-Brooks** dropped running back Khory Spruill for a one-yard gain to give Navy the ball back at the Delaware 46.
- Navy, however, could do nothing with it as the Mids gave the ball to fullback **Daba Fofana** four-straight times for a total of 9 yards. The Navy defense stopped Delaware on 2 more drives, but could not convert.
- Navy's defense allowed just 202 yards of total offense, including 13 on the ground. Navy's 12 tackles for loss in the game were the most since 2005.
- Sophomore linebacker **Colin Ramos** led the Mids with a career-high 9 tackles and forced a fumble, while junior safety **Eavan Gibbons** was in on 8 tackles and two tackles for loss. Senior striker **John Marshall** had seven tackles, 3.5 tackles for loss and 2 sacks.

Score By Quarters	1	2	3	4	F
Delaware (1-0)	7	0	7	0	-- 14
Navy (0-1)	0	0	7	0	-- 7

Scoring Summary

1	14:38	D	6-yd pass Bryce de Maille from Nolan Henderson (Ratcliffe)	1-21, 0:10
3	4:30	D	51-yd pass Chandler Harvin from Nolan Henderson (Ratcliffe)	5-78, 3:12
3	0:29	N	2-yd run Tai Lavatai (Warren)	10-56, 3:55

Team Stats	Delaware	Navy
FIRST DOWNS	13	17
RUSHES-YARDS (NET)	29-13	63-184
PASSING YARDS (NET)	189	135
Passes Comp-Att-Int	20-32-0	5-13-0
TOTAL OFFENSE PLAYS-YARDS	61-202	76-319
Fumbles-Lost	2-1	4-3
Penalties-Yards	7-65	6-60
Punts (Number-Avg.)	7-45.4	5-46.2
Punt Returns-Yards	1-4	2-3
Kickoff Returns-Yards	3-162	2-130
Interception Returns-Yards	0-0	0-0
Fumble Returns-Yards	0-0	0-0
Time of Possession	27:41	32:19
Third-Down Conversions	2-13	5-16
Fourth-Down Conversions	1-3	0-3
Red Zone Scores-Chances	1-2	1-2
Points off Turnovers	7	0

RUSHING: Delaware - Watson 6-15, Spruill 5-7, Collins 1-2, Henderson 11-(2), Team 2-(2), Cumby 4-(7). Navy - Fofana 15-47, Point 12-38, Hall Jr. 9-36, Lavatai 18-34 (TD), Haywood 6-28, Jones 1-2, Terrell Jr. 1-2, Umbarger 1-(3).

PASSING (Comp-Att-Int, Yds): Delaware - Henderson 20-32-0, 189 (2TD). Navy - Lavatai

5-13-0, 135.

RECEIVING: Delaware - Jackson 4-17, Townsend 4-8, Harvin 3-69 (TD), Pitts 3-23, de Maille 3-14 (TD), Buckman 1-34, Brose 1-21, Yarns 1-3. Navy - Haywood 2-77, Walker 2-41, Umbarger 1-17.

INTERCEPTIONS: Delaware - None. Navy - None.

SACKS (#YDS): Delaware - None. Navy - Marshall 2-13, Busic 2-9, Fletcher 1-3.

TACKLES: Delaware - Buchanan 23, Plack 17, Trainer 14, Zubillaga 9, Hemmingway 9. Navy - Ramos 9, Gibbons 8, J. Marshall 7, Lane III 6, Harbour 5.

GAME 2

Memphis 37, Navy 13

Sept. 10, 2022 • Annapolis, Md.

Navy-Marine Corps Memorial Stadium • 30,082

- Seth Henigan threw for 415 yards and 2 touchdowns and Memphis led all the way in a 37-13 win over Navy in both teams' American Athletic Conference opener.
- The Tigers entered not having won a conference opener since beating Navy 35-23 in 2019.
- Henigan completed passes to 8 different receivers, and half his 24 completions went to Javon Ivory and Gabriel Rogers. Ivory had 7 catches for 89 yards and Rogers caught 5 for 95.
- The highlight play, however, occurred when Henigan threw a 79-yard touchdown to Joe Scates who got behind the defense, caught it in stride and raced untouched into the end zone. It was Scates' only reception of the day. The play gave the Tigers a 20-7 lead with 11:56 left in the third quarter.
- Memphis built a 10-0 lead in the first before Navy quarterback **Tai Lavatai** threw a 62-yard scoring pass to **Anton Hall Jr.** Lavatai later ran it in from the 1, capping a 21-play, 74-yard drive that lasted 11:23 spanning the third and fourth quarters to reduce Navy's deficit to 23-13.
- Lavatai threw for 99 yards and **Maquel Haywood** had 8 carries for 54 yards for the Mids.

Score By Quarters	1	2	3	4	F
Memphis (1-1, 1-0)	10	3	10	14	-- 37
Navy (0-2, 0-1)	7	0	0	6	-- 13

Scoring Summary

1	12:27	M	4-yd pass Caden Prieskorn from Seth Henigan (Howard)	6-66, 2:33
1	2:33	M	37-yd field goal Chris Howard	7-46, 2:19
1	0:44	N	62-yd pass Anton Hall Jr. from Tai Lavatai (Warren)	4-75, 1:49
2	0:00	M	38-yd field goal Chris Howard	14-54, 1:44
3	11:56	M	79-pass Joe Scates from Seth Henigan (Howard)	1-79, 0:11
3	8:29	M	22-yd field goal Chris Howard	7-35, 3:17
4	12:06	N	1-yd run Tai Lavatai (2pt conf. failed)	21-74, 11:23
4	6:05	M	6-yd run Brandon Thomas (Howard)	13-88, 6:01
4	3:49	M	2-yd run Asa Martin (Howard)	3-55, 1:04

Team Stats	Memphis	Navy
FIRST DOWNS	18	17
RUSHES-YARDS (NET)	32-91	58-215
PASSING YARDS (NET)	415	99
Passes Comp-Att-Int	24-35-0	3-11-2
TOTAL OFFENSE PLAYS-YARDS	67-506	69-314
Fumbles-Lost	2-0	1-1
Penalties-Yards	8-59	1-10
Punts (Number-Avg.)	2-47.5	3-44.0
Punt Returns-Yards	2-6	1-4
Kickoff Returns-Yards	3-73	3-82
Interception Returns-Yards	2-71	0-0
Fumble Returns-Yards	0-0	0-0
Time of Possession	27:26	32:34
Third-Down Conversions	9-15	7-17
Fourth-Down Conversions	1-2	3-5
Red Zone Scores-Chances	6-6	1-1
Points off Turnovers	3	0



2022 GAME RECAPS

RUSHING: Memphis - Martin 5-56 (TD), Thomas 10-28 (TD), Ducker, Glover 1-1, Henigan 10-0, Team 1-(2). **Navy** - Haywood 8-54, Hall Jr. 8-39, Lavatai 18-37 (TD), Point 10-34, Fofana 9-15, Umbarger 1-14, Jones 2-14, Arline 2-8.

PASSING (Comp-Att-Int, Yds): Memphis - Henigan 24-34-0, 415 (2TD), Rogers 0-1-0, 0. **Navy** - Lavatai 3-7-0, 99 (1TD), Arline 0-3-1, 0, Haywood 0-1-1, 0.

RECEIVING: Memphis - Ivory 7-89, Rogers 5-95, Prieskorn 4-122 (TD), Lewis 3-70, Drake 2-14, Scates 1-79 (TD), Ducker 1-37, Martin 1-9. **Navy** - Hall Jr. 1-62 (TD), Terrell Jr. 1-33, Umbarger 1-4.

INTERCEPTIONS: Memphis - Johnson 1-0, Oliver 1-71. **Navy** - None.

SACKS (#YDS): Memphis - Hamilton 1-1, Cantin-Arku 1-1. **Navy** - Gibbons 1-8, Straw 1-7, Ramos 1-4, Busic 0.5-3, Berniard Jr. 0.5-2.

TACKLES: Memphis - Johnson 13, Cullens 9, Jackson 8, Murray 8, Hamilton 8. **Navy** - J. Marshall 15, Straw 8, M. Williams Jr. 7, Lane III 7, Ramos 7.

GAME 3

Navy 23, East Carolina 20 (2OT)

Sept. 24, 2022 • Greenville, N.C.

Dowdy-Ficklen Stadium • 39,227

- **Daniel Davies**, who came into the game without a field goal attempt in his career, made all three of his tries, including the game-winner in the second overtime to give Navy a 23-20 victory over East Carolina in Greenville. With the win, Navy moved to 5-0 against ECU in Greenville.
- The teams exchanged field goals in the first overtime before Davies connected again from 29 yards to give Navy the lead. Owen Daffer's 37-yard attempt went wide left. Last year, Daffer's 54-yard field goal at the gun gave the Pirates a 38-35 win in Annapolis.
- ECU had the ball in the final minutes, but **Tyler Fletcher** intercepted Holton Ahlers at the Navy 35 with 25 seconds left to send the game to overtime. It was Fletcher's first-career interception.
- The score was 3-3 headed into the fourth quarter when both teams scored two touchdowns apiece.
- ECU tied the game at 17-all with eight minutes left when a Navy defender tried to jump a route on a short pass but missed and Isaiah Winstead went down the left sideline for a 67-yard score.
- Right after ECU had taken a 10-3 lead, **Tai Lavatai** found **Vincent Terrell Jr.** 15 yards down the middle and Terrell Jr. turned it into a 65-yard score with just under 12 minutes left. It was the longest pass of Lavatai's career and the first-career touchdown for Terrell Jr.
- On the first play after the ensuing kickoff, **Eavan Gibbons** recovered a fumble at the ECU 25 that was caused by **Nolan Barber**. It was East Carolina's first lost fumble of the year. That turnover turned into a 7-yard TD by **Anton Hall Jr.**, the first rushing touchdown of his career, for a 17-10 lead.
- Ahlers threw a 14-yard TD pass to Ryan Jones for a 10-3 lead to complete an 8-play, 70-yard drive that began when Navy turned the ball over on downs.
- Lavatai threw for 152 yards and a touchdown for Navy. Terrell Jr. finished with 114 yards receiving on three catches.

Score By Quarters	1	2	3	4	1OT	2OT	F
Navy (1-2, 1-1)	0	3	0	14	3	3	-- 23
East Carolina (2-2, 0-1)	3	0	0	14	3	0	-- 20

Scoring Summary

1	0:48	EC	19-yd field goal Owen Daffer	15-96, 6:22
2	0:08	N	37-yd field goal Daniel Davies	11-59, 3:51
4	13:18	EC	14-yd pass Ryan Jones from Holton Ahlers (Daffer)	8-70, 4:10
4	11:56	N	65-yd pass Vincent Terrell Jr. from Tai Lavatai (Davies)	4-75, 1:22
4	9:15	N	7-yd run Anton Hall Jr. (Davies)	5-25, 2:35
4	8:00	EC	67-yd pass Isaiah Winstead from Holton Ahlers (Daffer)	3-75, 1:15
OT	---	EC	26-yd field goal Owen Daffer	---
OT	---	N	43-yd field goal Daniel Davies	---
OT	---	N	29-yd field goal Daniel Davies	---

Team Stats	Navy	East Carolina
FIRST DOWNS	22	16
RUSHES-YARDS (NET)	66-191	28-103
PASSING YARDS (NET)	152	267

Passes Comp-Att-Int	7-11-0	22-34-1
TOTAL OFFENSE PLAYS-YARDS	77-343	62-370
Fumbles-Lost	2-1	1-1
Penalties-Yards	1-5	6-45
Punts (Number-Avg.)	3-42.3	4-37.5
Punt Returns-Yards	1-5	1-4
Kickoff Returns-Yards	2-47	1-5
Interception Returns-Yards	1-0	0-0
Fumble Returns-Yards	0-0	0-0
Time of Possession	36:55	22:52
Third-Down Conversions	8-18	7-15
Fourth-Down Conversions	2-4	1-1
Red Zone Scores-Chances	3-4	3-4
Points off Turnovers	7	0

RUSHING: Navy - Haywood (13-67), Hall Jr. 22-57 (TD), Fofana 15-44, Lavatai 15-30, Terrell Jr. 1-(7). **ECU** - Harris 15-75, Ahlers 7-23, Mitchell 5-5, Team 1-0.

PASSING (Comp-Att-Int, Yds): Navy - Lavatai 7-10-0, 152 (TD), Team 0-1-0, 0. **ECU** - Ahlers 22-34-1, 267 (2TD).

RECEIVING: Navy - Terrell Jr. 3-114 (TD), Walker 2-20, Umbarger 2-18. **ECU** - Winstead 11-143 (TD), Jones 4-48 (TD), J. Johnson 3-10, C.J. Johnson 3-31, Harris 1-9.

INTERCEPTIONS: Navy - Fletcher 1-0. **ECU** - None.

SACKS (#YDS): Navy - Busic 0.5-0, Cromwell 0.5-1. **ECU** - Smith 1-6.

TACKLES: Navy - Woodson-Brooks 7, Gibbons 7, Ramos 6, Straw 6, J. Marshall 6. **ECU** - Bates 11, Lewis 10, Smith 10, Berry 7, Wilk 6, Dourseau 6, Wilson 6, Hickman 6.

GAME 4

Air Force 13, Navy 10

Oct. 1, 2022 • Colorado Springs, Colo.

Falcon Stadium • 36,947

- Haaziq Daniels and the Air Force ground game finally got on track late to help the Falcons hold off Navy 13-10 at Falcon Stadium.
- The option quarterback clinched the win for the Falcons with an 18-yard scamper on third-and-6 in Navy territory, allowing them to run out the clock. This was soon after Matthew Dapore connected on a 22-yard field goal with 4:14 left to give Air Force the lead.
- Daniels had 65 yards rushing to go with 156 through the air, including a 67-yard touchdown pass to David Cormier on the third play of the game. The Falcons gained almost 90 of their 200 yards rushing over the final two drives.
- **Tai Lavatai** tied the game at 10-10 with 10:50 to go with a 5-yard run on third-and-goal. Lavatai drifted back to pass but when the middle opened up, he cruised into the end zone.
- After Dapore's field goal, Navy went three-and-out. The Midshipmen finished 4-of-13 on third downs for the game.
- The Falcons raced out to a quick 10-0 lead and rode their defense to a victory in the first leg of the Commander-in-Chief's Trophy. The annual award goes to the round-robin winner between the service academies.
- The Falcons got off to a fast start with Daniels completing a long pass to Cormier for a touchdown. It was a pair of first-half fumbles from Daniels that kept Navy within striking distance. The first was with the Falcons deep in Midshipmen territory early in the second quarter.
- Then, with 34 seconds left in the half and facing third down, Daniels tried to find a receiver downfield but was stripped from behind by **Jacob Busic**. Navy turned that into a 37-yard field goal to trim Air Force's lead to 10-3 at halftime.

Score By Quarters	1	2	3	4	F
Navy (1-3, 1-1)	0	3	0	7	-- 10
Air Force (4-1, 1-1)	10	0	0	3	-- 13

Scoring Summary

1	14:38	D	6-yd pass Bryce de Maille from Nolan Henderson (Ratcliffe)	1-21, 0:10
1	13:36	AF	67-yd pass David Cormier from Haaziq Daniels (Dapore)	3-75, 1:24
1	4:17	AF	23-yd field goal Matthew Dapore	9-52, 5:25
2	0:00	N	37-yd field goal Daniel Davies	4-11, 0:34
4	10:50	N	5-yd run Tai Lavatai (Davies)	10-59, 4:20
4	4:14	AF	22-yd field goal Matthew Dapore	12-71, 6:36

2023 NAVY FOOTBALL

2022 GAME RECAPS

Team Stats	Navy	Air Force
FIRST DOWNS	13	16
RUSHES-YARDS (NET)	36-114	47-200
PASSING YARDS (NET)	129	156
Passes Comp-Att-Int	11-20-0	6-8-0
TOTAL OFFENSE PLAYS-YARDS	56-243	55-356
Fumbles-Lost	0-0	3-2
Penalties-Yards	5-38	5-45
Punts (Number-Avg.)	6-48.2	4-41.0
Punt Returns-Yards	1-3	0-0
Kickoff Returns-Yards	0-0	0-0
Interception Returns-Yards	0-0	0-0
Fumble Returns-Yards	0-0	0-0
Time of Possession	27:41	32:19
Third-Down Conversions	4-13	3-11
Fourth-Down Conversions	0-1	0-0
Red Zone Scores-Chances	2-3	2-3
Points off Turnovers	0	0

RUSHING: Navy - Lavatai 12-34 (TD), Haywood 8-32, Terrell Jr. 5-29, Fofana 7-10, Arline 3-10, Hall Jr. 1-(1). **Air Force** - Roberts 23-108, Daniels 14-65, Eldridge III 7-29, Team 3-(2)

PASSING (Comp-Att-Int, Yds): Navy - Lavatai 11-20-0, 129. **Air Force** - Daniels 6-8-0, 156 (TD).

RECEIVING: Navy - Umbarger 4-71, Haywood 3-8, Walker 2-49, Puailoa-Rojas 1-2, Terrell Jr. 1-(1). **Air Force** - Cormier 3-120 (TD), Jefferson 1-17, Engel 1-15, Eldridge III 1-4.

INTERCEPTIONS: Navy - None. **Air Force** - None.

SACKS (#YDS): Navy - Busic 1-2, Fletcher 1-1. **Air Force** - Blackmon 1-5.

TACKLES: Navy - Lane III 9, Busic 6, J. Marshall 6, Ramos 6, Gibbons 5, Straw 5, Fletcher 5. **Air Force** - Mock 13, Sanford 10, Mack II 7, Blackmon 7, Richter 7.

GAME 5

Navy 53, Tulsa 21

Oct. 8, 2022 • Annapolis, Md.
Navy-Marine Corps Memorial Stadium • 30,658

- Sophomore fullback **Daba Fofana** rushed for a career-high 159 yards and 3 touchdowns, while the defense forced 4 turnovers to lead Navy to a 53-21 rout of Tulsa. The 53 points scored by the Mids equaled their total number of points scored in the first-four games.
- The Navy defense set the tone on the first drive of the game, forcing a Tulsa 3-and-out.
- Navy took a 3-0 lead on a 25-yard field goal by **Daniel Davies** with 5:10 left in the first quarter. Fofana had a 20-yard run on the drive to set up the field goal.
- After the Navy defense forced a third Tulsa punt, freshman wide receiver **Nathan Kent** electrified the crowd by taking a reverse 70 yards for a touchdown on his first career play to give the Mids a 10-0 lead.
- Fofana would score all three of his touchdowns in the second quarter on runs of 47, 15 and 11 yards, as the Mids played their best quarter of football all year.
- Navy tacked on a safety when Brin was called for intentional grounding in the end zone thanks to pressure up the middle from linebacker **Will Harbour**, while Davies added a career-long 46-yard field goal.
- Navy put the game away on the first drive of the third quarter when **Rayuan Lane III** ran for 28 yards and a first down on a fake punt and then 2 plays later slot back **Kai Puailoa-Rojas** threw a 26-yard touchdown pass to quarterback **Tai Lavatai** to give Navy a 43-14 lead.
- Junior slot back **Vincent Terrell Jr.** capped off the best game of his career (17 carries for 93 yards) with a 3-yard touchdown run with 3:52 left in the game to make the final score 53-21.
- Navy rushed for a season-high 455 yards, while holding Tulsa to 25 yards on the ground.

Score By Quarters	1	2	3	4	F
Tulsa (2-4, 0-2)	7	7	0	7	-- 21
Navy (2-3, 2-1)	10	26	10	7	-- 53

Scoring Summary

1	5:10	N	25-yd field goal Daniel Davies	7-57, 3:35
1	2:25	N	70-yd run Nathan Kent (Davies)	1-85, 0:20
1	0:43	T	22-yd pass Malachai Jones from Davis Brin (Long)	5-75, 1:42

2	13:41	N	47-yd run Daba Fofana (Davies)	4-72, 2:02
2	10:57	N	15-yd run Daba Fofana (Davies)	3-22, 1:18
2	10:07	N	Safety	---
2	3:57	N	11-yd run Daba Fofana (Davies)	7-34, 3:19
2	3:21	T	76-yd pass Keylon Stokes from Davis Brin (Long)	2-75, 0:36
2	0:11	N	46-yd field goal Daniel Davies	14-46, 3:10
3	10:06	N	26-yd pass Tai Lavatai from Kai Puailoa-Rojas (Davies)	9-75, 4:54
3	1:33	N	34-yd field goal Daniel Davies	10-34, 5:52
4	13:17	T	1-yd run Steven Anderson (Long)	11-75, 3:16
4	3:52	N	3-yd run Vincent Terrell Jr. (Davies)	6-35, 4:44

Team Stats	Tulsa	Navy
FIRST DOWNS	14	24
RUSHES-YARDS (NET)	18-25	69-455
PASSING YARDS (NET)	284	35
Passes Comp-Att-Int	20-33-3	2-8-0
TOTAL OFFENSE PLAYS-YARDS	51-309	77-490
Fumbles-Lost	1-1	1-1
Penalties-Yards	6-50	4-50
Punts (Number-Avg.)	5-41.4	3-39.3
Punt Returns-Yards	1-5	2-61
Kickoff Returns-Yards	3-17	2-22
Interception Returns-Yards	0-0	3-23
Fumble Returns-Yards	0-0	0-0
Time of Possession	19:34	40:26
Third-Down Conversions	3-10	6-16
Fourth-Down Conversions	0-0	2-2
Red Zone Scores-Chances	1-1	5-5
Points off Turnovers	0	17

RUSHING: Tulsa - Jackson 3-18, Brin 3-10, Anderson 5-7 (TD), Stokes 1-3, Prince 4-(5), Team 2-(8). **Navy** - Fofana 21-159 (3TD), Terrell Jr. 17-93 (TD) Kent 2-70 (TD), Point 8-61, Lane III 1-28, Haywood 6-22, Lavatai 6-12, Jones 6-9, Arline 2-1.

PASSING (Comp-Att-Int, Yds): Tulsa - Brin 20-31-2, 284 (2TD), Braxton 0-2-1, 0. **Navy** - Lavatai 1-6-0, 9, Team 0-1-0, 0, Puailoa-Rojas 1-1-0, 26 (TD).

RECEIVING: Tulsa - Stokes 7-152 (TD), Santana 7-69, Epps 4-37, Jones 1-22 (TD), Powers 1-4. **Navy** - Lavatai 1-26 (TD), Walker 1-9.

INTERCEPTIONS: Tulsa - None. **Navy** - Straw 1-18, Larry 1-0, Ramos 1-5.

SACKS (#YDS): Tulsa - None. **Navy** - Harbour 1.5-2, Cromwell 0.5-0.

TACKLES: Tulsa - Wright 13, Ray 10, Wallace 10, Goodlow 8, Hopkins 6. **Navy** - Collins V 7, J. Marshall 5, Ramos 4, Straw 3, Lane III 3, Bernard Jr. 3, Barber 3.

GAME 6

SMU 40, Navy 34

Oct. 14, 2022 • Dallas, Texas
Gerald J. Ford Stadium • 24,583

- SMU quarterback Tanner Mordecai threw for 336 yards and 3 touchdowns and ran for 74 yards and a score to lead SMU to a 40-34 victory over Navy in Dallas.
- Navy quarterback **Tai Lavatai** rushed for a career-high 120 yards and 2 touchdowns on 25 carries, while completing 9 of his 21 pass attempts for 138 yards and 2 touchdowns.
- It was a low scoring affair in the first half as SMU took a 13-7 lead into the halftime locker room. Navy cut the lead to 6 right before the half when Lavatai hit **Vincent Terrell Jr.** with a 24-yard touchdown pass with 14 seconds left in the half.
- Navy took a 14-13 lead on the first drive of the second half as Lavatai led the Mids on a 6-play, 75-yard drive and capped it off himself with a 15-yard touchdown run.
- The lead, however, would last just 2 plays as Mordecai broke loose for a 60-yard touchdown run to put SMU back up 19-14. The two-point conversion failed.
- On the next possession, Navy would pick up a huge first down on fourth and one from its own 25 when Lavatai gained exactly 1 yard on a quarterback sneak, but two plays later **Anton Hall Jr.** lost a fumble that was recovered by Nick Roberts at the Navy 26.
- Six plays later, TJ McDaniel scored from the one and SMU had a two-score lead at 26-14.



2023 NAVY FOOTBALL

2022 GAME RECAPS

Score By Quarters	1	2	3	4	F
Navy (2-4, 2-2)	0	7	7	20	-- 34
SMU (3-3, 1-1)	10	3	20	7	-- 40

Scoring Summary

1	11:01	SM	40-yd field goal Collin Rogers	8-74, 3:48
1	7:00	SM	24-yd pass Dylan Goffney from Tanner Mordecai (Rogers)	3-56, 0:53
2	11:49	SM	46-yd field goal Collin Rogers	11-64, 3:18
2	0:14	N	24-yd pass Vincent Terrell Jr. from Tai Lavatai (Davies)	9-66, 1:34
3	11:13	N	15-yd run Tai Lavatai (Davies)	6-75, 3:47
3	10:40	SM	60-yd run Tanner Mordecai (2pt conv. fail)	2-69, 0:28
3	5:49	SM	1-yd run TJ McDaniel (Rogers PAT)	7-26, 2:28
3	2:49	SM	33-yd pass Jordan Kerley from Tanner Mordecai (Rogers)	2-80, 0:26
4	14:21	N	26-yd pass Jayden Umbarger from Tai Lavatai (2pt conv. fail)	10-75, 3:28
4	8:28	SM	27-yd pass Roderick Daniels Jr. from Tanner Mordecai (Rogers)	5-72, 2:05
4	2:31	N	3-yd run Logan Point (Davies)	16-75, 5:57
4	0:09	N	1-yd run Tai Lavatai (Davies)	15-80, 1:13

Team Stats

	Navy	SMU
FIRST DOWNS	32	16
RUSHES-YARDS (NET)	77-372	21-105
PASSING YARDS (NET)	138	336
Passes Comp-Att-Int	9-24-1	20-27-0
TOTAL OFFENSE PLAYS-YARDS	101-510	48-441
Fumbles-Lost	3-1	2-0
Penalties-Yards	6-35	5-55
Punts (Number-Avg.)	2-38.0	3-47.3
Punt Returns-Yards	0-0	1-(9)
Kickoff Returns-Yards	1-16	4-40
Interception Returns-Yards	0-0	1-(3)
Fumble Returns-Yards	0-0	0-0
Time of Possession	40:42	19:18
Third-Down Conversions	11-22	4-9
Fourth-Down Conversions	5-7	0-0
Red Zone Scores-Chances	3-4	2-2
Points off Turnovers	0	10

RUSHING: Navy - Lavatai 25-120 (2TD), Haywood 8-95, Fofana 21-61, Terrell II 12-37, Jones 2-23, Puailoa-Rojas 2-19, Kent 1-7, Hall Jr. 3-5, Point 3-5 (TD). **SMU** - Mordecai 6-74 (TD), Lavine 6-28, Wheaton 3-5, McDaniel 4-0 (TD), Team 2-(2).

PASSING (Comp-Att-Int, Yds): Navy - Lavatai 9-21-1, 138 (2TD), Team 0-3-0, 0. **SMU** - Mordecai 20-27-0, 336, (3TD).

RECEIVING: Navy - Umbarger 5-59 (TD), Walker 1-34, Terrell II 1-24 (TD), Puailoa-Rojas 1-14, Haywood 1-7. **SMU** - Goffney 4-116 (TD), Rice 3-74, Kerley 3-62 (TD), McDaniel 3-6, Dixon 2-44, Daniels Jr. 2-30 (TD), Upshaw 1-10, Knox 1-(3), Maryland 1-(3).

INTERCEPTIONS: Navy - None. **SMU** - Slade-Matautia 1-(3).

SACKS (#YDS): Navy - None. **SMU** - Slade-Matautia 0.5-2, Sandjo-Njiki 0.5-3.

TACKLES: Navy - Lane III 4, Straw 4, J. Marshall 3, Larry 3. **SMU** - Massey 7, Reid 7, Roberts 7, Roberson Jr. 6, Slade-Matautia 6.

GAME 7

Houston 38, Navy 20

Oct. 22, 2022 • Annapolis, Md.
Navy-Marine Corps Memorial Stadium • 32,443

- Houston quarterback Clayton Tune tied a Navy-Marine Corps Memorial Stadium record with 5 touchdown passes to lead the Cougars to a 38-20 victory over Navy at Navy-Marine Corps Memorial Stadium.
- Tune tied a record set by Virginia quarterback Bobby Goodman in 1992 with touchdown passes of 6, 11, 3, 7 and 4 yards. He was 21 of 30 for 261 yards.
- Tune passed for 3 touchdowns in the first half to build a 21-7 lead, the Cougars' first halftime lead of the season. Tune connected with Dell twice in the first quarter for a 14-0 lead and Houston was driving on its third possession before Navy safety Eavan Gibbons forced a Brandon Campbell fumble that was recovered by safety Joe Hutson.
- Navy turned the Houston turnover into points as quarterback Tai Lavatai threw a 52-yard

pass to Jayden Umbarger on second down and two plays later fullback Daba Fofana scored from 25 yards out to cut the lead to 7 at 14-7 with 5:18 left in the first half.

- Navy would pull to within 7 points early in the third quarter when Clayton Tune was sacked and stripped of the ball by Jacob Busic and linebacker Gianni Woodson-Brooks scooped and scored, returning the fumble 5 yards for a touchdown to make the score 21-14.
- Houston, however, would put the game away over the next 3 possessions as the Cougars got a 24-yard field goal by Kyle Ramsey to make the score 24-14, Lavatai was intercepted by Art Green, who returned the ball 28 yards to the Navy 11 and then Tune threw a touchdown pass to Samuel Brown for a 7-yard touchdown pass to make the score 31-14.

Score By Quarters	1	2	3	4	F
Houston (4-3, 2-1)	14	7	10	7	-- 38
Navy (2-5, 2-3)	0	7	7	6	-- 20

Scoring Summary

1	12:06	H	6-yd pass Nathaniel Dell from Clayton Tune (Ramsey)	7-75, 2:54
1	5:29	H	11-yd pass Nathaniel Dell from Clayton Tune (Ramsey)	7-35, 2:33
2	10:20	N	25-yd run Daba Fofana (Davies)	4-80, 1:21
2	5:18	H	3-yd pass Matt Byrnes from Clayton Tune (Ramsey)	9-75, 5:02
3	10:16	N	5-yd fumble return Gianni Woodson-Brooks (Davies)	---
3	6:25	H	24-yd field goal Kyle Ramsey	10-68, 3:51
3	1:36	H	7-yd pass Samuel Brown from Clayton Tune (Ramsey)	5-17, 2:45
4	4:56	H	4-yd pass Samuel Brown from Clayton Tune (Ramsey)	9-63, 4:49
4	2:28	N	41-yd pass Jayden Umbarger from Tai Lavatai (2pt conv. fail)	7-64, 2:28

Team Stats

	Houston	Navy
FIRST DOWNS	23	16
RUSHES-YARDS (NET)	34-180	50-201
PASSING YARDS (NET)	261	125
Passes Comp-Att-Int	21-30-0	6-13-2
TOTAL OFFENSE PLAYS-YARDS	64-441	63-326
Fumbles-Lost	4-3	0-0
Penalties-Yards	4-25	4-33
Punts (Number-Avg.)	1-43.0	2-47.5
Punt Returns-Yards	1-14	1-0
Kickoff Returns-Yards	2-3	3-72
Interception Returns-Yards	2-56	0-0
Fumble Returns-Yards	0-0	1-5 (td)
Time of Possession	28:12	31:48
Third-Down Conversions	7-12	7-14
Fourth-Down Conversions	2-2	1-3
Red Zone Scores-Chances	6-6	0-0
Points off Turnovers	14	7

RUSHING: Houston - Sneed 20-100, Tune 9-43, Campbell 4-38, Team 1-(1). **Navy** - Fofana 20-89 (TD), Haywood 5-51, Arline 3-31, Lavatai 16-30, Terrell Jr. 5-1, Jones 1-(1).

PASSING (Comp-Att-Int, Yds): Houston - Tune 21-30-0, 261 (5TD). **Navy** - Lavatai 6-13-2, 125 (TD).

RECEIVING: Houston - Dell 8-93 (2TD), Brown 5-33 (2TD), Carter 3-62, Byrnes 2-34, Sneed 2-11, Trahan 1-28. **Navy** - Umbarger 2-93 (TD), Myers 1-12, Puailoa-Rojas 1-11, Terrell Jr. 1-5, Walker 1-4.

INTERCEPTIONS: Houston - Rogers 1-28, Green 1-28. **Navy** - None.

SACKS (#YDS): Houston - Bell 0.5-4, Ceaser 0.5-4. **Navy** - Busic 1-10.

TACKLES: Houston - Mutin 13, Bell 7, Rogers 6, Ceaser 6. **Navy** - Gibbons 12, Lane III 10, J. Marshall 8, Fletcher 7, Woodson-Brooks 5.

2022 GAME RECAPS

GAME 8

Navy 27, Temple 20 (OT)

Oct. 29, 2022 • Annapolis, Md.

Navy-Marine Corps Memorial Stadium • 31,141

- Junior backup quarterback **Xavier Arline** scored on a 23-yard touchdown run in overtime, while sophomore cornerback **Dashaun Peele** picked off Temple QB E.J. Warner in the end zone to give Navy a thrilling 27-20 overtime victory over Temple on Senior Day.
- Arline, who entered the game with 3:07 left in the first quarter after a season-ending injury to starting quarterback **Tai Lavatai**, scored on Navy's second play of overtime.
- Peele, who had played in just 2 prior games, was forced into action due to injuries in the Navy secondary and made several big plays including his first-career sack, a pass breakup on Temple's final drive of regulation and another pass breakup on third down in overtime before sealing the win on the next play by picking off Warner in the end zone.
- Navy, which had struggled all year in the first quarter, got off to a great start by jumping out to a 13-0 first quarter lead thanks to two **Daniel Davies** field goals and a 15-yard touchdown run by sophomore fullback **Daba Fofana**.
- The game changed in Temple's favor at the start of the third quarter with Navy leading 13-3. Temple's Layton Jordan knocked down an Arline pitch and recovered it in the end zone for a Temple touchdown. It was Jordan's third touchdown of the year.
- Navy would answer the Temple score with one of its own with 51 seconds left in the third quarter on a 16-yard touchdown run by **Anton Hall Jr.** to put the Mids up 20-10.
- Warner led a quick 6-play, 70-yard drive that was capped off by a 20-yard touchdown pass to **Amad Anderson Jr.** that cut the Navy lead to 3 at 20-17 with 9:45 left.
- Temple stopped Navy on a fourth-and-two from the Temple 31-yard line with 2:31 left. Temple moved the ball to the Navy 45 when, on third-and-10, Anderson made a spectacular one-handed catch over the middle and carried the ball down to the five-yard line.
- The Navy defense would hold, dropping Temple for a 1-yard gain on first down and forcing 2 incompletions on second and third down. Camden Price would make the 22-yard field goal for the Owls to send the game into overtime, setting up Arline and Peele's heroics.

Score By Quarters	1	2	3	4	OT	F
Temple (2-6, 0-4)	0	3	7	10	0	-- 20
Navy (3-5, 3-3)	13	0	7	0	7	-- 27

Scoring Summary

1	6:45	N	31-yd field goal Daniel Davies	14-34, 7:39
1	2:53	N	15-yd run Daba Fofana (Davies)	3-17, 1:08
1	0:39	N	36-yd field goal Daniel Davies	4-6, 2:05
2	3:38	T	38-yd field goal Camden Price	11-50, 3:46
3	13:49	T	0-yd fumble return Layton Jordan (Price)	---
3	0:51	N	16-yd run Anton Hall Jr. (Davies)	12-56, 6:44
4	9:43	T	20-yd pass Amad Anderson Jr. from E.J. Warner (Price)	6-70, 2:22
4	1:08	T	22-yd field goal Camden Price	9-66, 1:23
OT	---	N	23-yd run Xavier Arline (Davies)	2-25, ---

Team Stats	Temple	Navy
FIRST DOWNS	14	12
RUSHES-YARDS (NET)	20-20	70-224
PASSING YARDS (NET)	268	0
Passes Comp-Att-Int	24-48-2	0-2-0
TOTAL OFFENSE PLAYS-YARDS	68-288	72-224
Fumbles-Lost	1-1	1-1
Penalties-Yards	5-35	2-10
Punts (Number-Avg.)	7-35.1	6-45.0
Punt Returns-Yards	2-2	1-11
Kickoff Returns-Yards	4-66	2-21
Interception Returns-Yards	0-0	2-3
Fumble Returns-Yards	1-0 (td)	0-0
Time of Possession	22:51	37:09
Third-Down Conversions	4-16	8-21
Fourth-Down Conversions	1-3	2-4
Red Zone Scores-Chances	3-4	4-4
Points off Turnovers	7	10

RUSHING: Temple - Saydee 14-61, Hubbard 1-2, Anderson Jr. 1-(13), Warner 4-(30). Navy - Fofana 24-63 (TD), Arline 16-54 (TD), Haywood 7-45, Hall Jr. 8-28 (TD), Terrell Jr. 8-15, Lavatai 5-12, Jones 1-8, Kent 1-(1).

PASSING (Comp-Att-Int, Yds): Temple - Warner 24-48-2, 268 (TD). Navy - Lavatai 0-1-0, 0, Arline 0-1-0, 0.

RECEIVING: Temple - Anderson Jr. 8-114 (TD), Saydee 6-56, Baines 3-56, Martin-Robinson 3-19, Barbon 3012, Smith 1-11. Navy - None.

INTERCEPTIONS: Temple - None. Navy - Larry 1-3, Peele 1-0.

SACKS (#YDS): Temple - Hollins 1-0. Navy - J. Marshall 1-9, Busic 1-10, Fletcher 1-3, Peele 1-8.

TACKLES: Temple - Rigby 16, Magee 12, Woodbury 10, Deravil 7, Hollins 6, Varner 6. Navy - Ramos 13, J. Marshall 11, Williams Jr. 6, Straw 5, Gibbons 5.

GAME 9

Cincinnati 20, Navy 10

Nov. 5, 2022 • Cincinnati, Ohio

Nippert Stadium • 38,461

- Cincinnati quarterback Ben Bryant completed 25 of his 35 pass attempts for 299 yards and 2 touchdowns to lead the Bearcats to a 20-10 victory over Navy at Nippert Stadium. The crowd was the ninth largest in stadium history.
- Navy had a chance to take the lead at the start of the second quarter as quarterback **Xavier Arline** broke loose for a 27-yard run down to the Cincinnati 14-yard line. The Mids, however, could only gain 6 more yards and **Daniel Davies'** 25-yard field goal was blocked by Jowon Briggs. It was the second time in 3 games that Davies had a field goal blocked.
- Cincinnati made it 13-0 on the ensuing drive, as Bryant hit Tyler Scott with a 27-yard touchdown pass on fourth-and-one.
- Navy would cut it to 10 at the half thanks to a 9-play, 54-yard drive capped off by a Davies 28-yard field goal. Navy had the ball 1st-and-10 at the Cincinnati 15, but would gain just 4 more yards and had to settle for a field goal attempt for a second time.
- Cincinnati made it 20-3 on its first drive of the second half as Bryant threw a 27-yard touchdown pass to Scott.
- Navy answered right back thanks to a clutch play by backup quarterback **Maasai Maynor**. Maynor relieved Arline, who left the game with cramps, on a 4th-and-5 play at the Cincinnati 44 and threw a 32-yard strike to freshman **Nathan Kent** to give Navy the ball at the 12-yard line. Maynor would score his first-career touchdown 6 plays later and the Mids were down just 10 with 1:14 left in the third quarter.

Score By Quarters	1	2	3	4	F
Navy (3-6, 3-4)	0	3	7	0	-- 10
Cincinnati (7-2, 4-1)	6	7	7	0	-- 20

Scoring Summary

1	13:08	C	47-yd field goal Ryan Coe	5-46, 1:52
1	5:04	C	27-yd field goal Ryan Coe	14-60, 6:03
2	7:12	C	38-yd pass Tyler Scott from Ben Bryant (Coe)	12-87, 5:01
2	1:55	N	28-yd field goal Daniel Davies	9-54, 5:17
3	9:51	C	27-yd pass Tyler Scott from Ben Bryant (Coe)	8-98, 2:57
3	1:14	N	1-yd run Maasai Maynor (Davies)	16-75, 8:37

Team Stats	Navy	Cincinnati
FIRST DOWNS	15	18
RUSHES-YARDS (NET)	53-176	20-55
PASSING YARDS (NET)	84	299
Passes Comp-Att-Int	4-6-0	25-35-0
TOTAL OFFENSE PLAYS-YARDS	59-260	55-354
Fumbles-Lost	1-0	2-0
Penalties-Yards	1-15	6-45
Punts (Number-Avg.)	3-49.7	4 - 49.8
Punt Returns-Yards	1-2	1-4
Kickoff Returns-Yards	0-0	1-22
Interception Returns-Yards	0-0	0-0
Fumble Returns-Yards	0-0	0-0
Time of Possession	33:13	26:47
Third-Down Conversions	6-14	3-11



2022 GAME RECAPS

Fourth-Down Conversions	2-2	2-2
Red Zone Scores-Chances	2-3	1-1
Points off Turnovers	0	0

RUSHING: Navy - Arline 12-87, Hall Jr. 16-58, Fofana 8-14, Haywood 2-12, Puaioa-Rojas 1-6, Jones 1-5, Terrell Jr. 4-4, Umbarger 2-1, Team 1-(2), Maynor 6-(9) (TD). Cincinnati - McClelland 11-60, Montgomery 4-9, Kiner 1-2, Team 1-(5), Bryant 3-(11).

PASSING (Comp-Att-Int, Yds): Navy - Arline 1-1-0, 3, Maynor 3-5-0, 81. Cincinnati - Bryant 25-35-0, 299 (2TD).

RECEIVING: Navy - Kent 1-32, Terrell Jr. 1-31, Walker 1-18, Umbarger 1-3. Cincinnati - Scott 10-139 (2TD), Tucker 5-24, Thompson 3-81, Taylor 2-14, Whyte 1-17, Scott 1-10, Mardner 1-8, Pauling 1-3, McClelland 1-3.

INTERCEPTIONS: Navy - None. Cincinnati - None.

SACKS (#YDS): Navy - J. Marshall 1-6, Ramos 1-7. Cincinnati - Pac Jr. 1-7, Taylor 1-11.

TACKLES: Navy - J. Marshall 10, Lane III 8, Peele 7, Ramos 7, Gibbons 4, Williams Jr. 4. Cincinnati - Pace Jr. 14, Corleone 11, Van Fossen 9, Briggs 9, Sheppard 7, Phillips 7, Huber 7.

GAME 10

#20 Notre Dame 35, Navy 32

Nov. 12, 2022 • Baltimore, Md.

M&T Bank Stadium • 62,124

- Navy outscored #20 Notre Dame 19-0 in the second half and outgained the Irish 166-20, but it wasn't enough as the Irish hung on for dear life to beat Navy 35-32 at Baltimore's M&T Bank Stadium.
- Braden Lenzy reached around a defender with both arms to make a spectacular touchdown catch, one of four TD passes by Drew Pyne before halftime to stake Notre Dame to a 35-13 lead at the intermission.
- Navy had the ball down 21-13 in the second quarter, but an interception on a trick play gave the Irish possession at the Navy 41. Pyne ran for an 11-yard touchdown moments later, and then the blocked punt by Jack Kiser — Notre Dame's seventh of the season — set up Pyne's 37-yard TD toss to Jayden Thomas.
- Pyne went 17 of 21 for 269 yards with an interception. He opened the scoring with a 30-yard touchdown strike to Audric Estime. After Lenzy's catch, Navy responded with Daba Fofana's 36-yard scoring run.
- Pyne threw a 5-yard TD pass to Chris Tyree, and then the Midshipmen scored on a 2-yard run by Xavier Arline that made it 21-13.
- Arline threw a 23-yard touchdown pass to Mark Walker in the fourth, and a 2-point conversion made it 35-24. Then Maasai Maynor's 20-yard TD pass to Maquel Haywood late in the fourth, along with another 2-point conversion, cut the lead to a field goal.

Score By Quarters	1	2	3	4	F
Notre Dame (7-3)	14	21	0	0	-- 35
Navy (3-7, 3-4)	6	7	3	16	-- 32

Scoring Summary

1	10:36	ND	30-yd pass Audric Estime from Drew Pyne (Grupe)	9-67, 4:24
1	4:28	ND	38-yd pass Braden Lenzy from Drew Pyne (Grupe)	6-82, 2:42
1	2:19	N	36-yd run Daba Fofana (PAT blkd)	5-75, 2:09
2	12:27	ND	5-yd pass Chris Tyree from Drew Pyne (Grupe)	10-83, 4:52
2	7:49	N	2-yd run Xavier Arline (Nichols)	7-80, 4:38
2	2:19	ND	11-yd run Drew Pyne (Grupe)	3-41, 1:18
2	1:10	ND	37-yd pass Jayden Thomas from Drew Pyne (Grupe)	1-37, 0:07
3	8:28	N	26-yd field goal Bijan Nichols	16-72, 10:01
4	14:47	N	23-yd pass Mark Walker from Xavier Arline (Arline 2pt conv)	1-23, 0:06
4	1:21	N	20-yd pass Maquel Haywood from Maasai Mayor (Terrell Jr. 2pt conv)	11-88, 2:57

Team Stats	Notre Dame	Navy
FIRST DOWNS	15	18
RUSHES-YARDS (NET)	34-66	46-255
PASSING YARDS (NET)	269	108
Passes Comp-Att-Int	17-21-1	6-13-1
TOTAL OFFENSE PLAYS-YARDS	55-335	59-363

Fumbles-Lost	0-0	0-0
Penalties-Yards	8-57	4-30
Punts (Number-Avg.)	4-40.5	5-31.0
Punt Returns-Yards	2-0	0-0
Kickoff Returns-Yards	3-71	3-53
Interception Returns-Yards	1-0	1-0
Fumble Returns-Yards	0-0	0-0
Time of Possession	29:21	30:39
Third-Down Conversions	6-13	3-11
Fourth-Down Conversions	1-1	1-1
Red Zone Scores-Chances	2-2	3-3
Points off Turnovers	7	8

RUSHING: Notre Dame - Estime 8-49, Diggs 13-31, Evans 1-2, Tyree 2-1, Team 2-(4), Pyne 8-(13) (TD). Navy - Fofana 15-133 (TD), Arline 12-59 (TD), Hall Jr. 5-32, Haywood 3-9, Jones 1-9, Maynor 4-7, Terrell Jr. 6-6.

PASSING (Comp-Att-Int, Yds): Notre Dame - Pyne 17-21-1, 269 (4TD). Navy - Maynor 4-7-0, 51 (TD), Arline 2-4-0, 57 (TD), Puaioa-Rojas 0-1-1, 0.

RECEIVING: Notre Dame - Lenzy 5-67 (TD), Thomas 3-80 (TD), Mayer 3-23, Colzie 2-50, Styles 2-14, Estime 1-30 (TD), Tyree 1-5 (TD). Navy - Walker 3-67 (TD), Haywood 1-20 (TD), Terrell Jr. 1-15, Puaioa-Rojas 1-6.

INTERCEPTIONS: Notre Dame - Lewis 1-0. Navy - J. Marshall 1-0.

SACKS (#YDS): Notre Dame - Kollie 0.5-2, Ju. Ademilola 0.5-2. Navy - Ramos 1.5-10, J. Marshall 1.5-9, Lane III 1-6, Straw 0.5-3, Cromwell 0.5-2.

TACKLES: Notre Dame - Watts 8, Kiser 8, Liufau 8, Kollie 7, Ja. Ademilola 6. Navy - Lane III 7, Ramos 7, J. Marshall 6, Peele 6, Bernard Jr. 6.

GAME 11

Navy 17, #17 UCF 14

Nov. 19, 2022 • Orlando, Fla.

FBC Mortgage Stadium • 44,813

- Sophomore fullback **Daba Fofana** rushed for 114 yards, while senior striker **John Marshall** recorded a school-record 4 sacks to lead Navy to a 17-14 victory over #17 UCF at the FBC Mortgage Stadium in Orlando. Navy won the game without completing a pass.
- Navy won the opening toss and, in a rarity, elected to take the ball. That move paid off, as the Mids marched 75 yards in 11 plays and took 6:40 off the clock with Arline capping the drive with a 1-yard touchdown run on fourth down.
- UCF twice drove inside the Navy 20 in the second quarter, but both times the Navy defense stiffened in the red zone and held the Knights to 21 and 31 yard field goals by Colton Boomer.
- Navy answered the second UCF field goal with a 13-play, 84-yard drive that took 6:47 off the clock and was finished off by **Vincent Terrell Jr.**'s 8-yard touchdown run to make the score 14-6 at the half.
- Mikey Keene replaced quarterback John Rhys Plumlee in the second half and immediately led the Knights to their only touchdown of the game. Keene completed his first 3 passes for 79 yards, including a 28-yard touchdown pass to Javon Baker. Plumlee then passed to Baker for the 2-point conversion, tying it at 14 early in the third quarter.
- John Marshall** forced Keene's fumble on the Knights' next possession. It was recovered by **Colin Ramos** at the UCF 34 and **Bijan Nichols'** 45-yard field goal lifted Navy to a 17-14 lead with 8:22 left in the third.
- The Nichols field goal would hold up the rest of the day, as the Navy defense completely shut down the potent UCF offense, while the Navy offense grinded down the clock with the run.
- Marshall's four sacks on the day also enabled him to break the Navy single-season record (10.5).

Score By Quarters	1	2	3	4	F
Navy (4-7, 4-4)	7	7	3	0	-- 17
UCF (8-3, 5-2)	0	6	8	0	-- 14

Scoring Summary

1	8:20	N	1-yd run Xavier Arline (Nichols)	11-75, 6:40
2	12:27	CF	21-yd field goal Colton Boomer	13-55, 4:30
2	8:23	CF	31-yd field goal Colton Boomer	5-41, 1:48



2022 GAME RECAPS

2	1:33	N	8-yd run Vincent Terrell Jr. (Nichols)	13-84, 6:47
3	13:25	CF	28-yd pass Javon Baker from Colton Boomer (John Rhys Plumlee throw to Javon Baker, 2pt conv)	5-75, 1:35
3	10:20	N	45-yd field goal Bijan Nichols	4-6, 1:58

Team Stats	Navy	UCF
FIRST DOWNS	14	14
RUSHES-YARDS (NET)	63-248	24-84
PASSING YARDS (NET)	0	230
Passes Comp-Att-Int	0-1-0	19-33-1
TOTAL OFFENSE PLAYS-YARDS	64-248	57-314
Fumbles-Lost	1-0	2-1
Penalties-Yards	4-25	2-15
Punts (Number-Avg.)	6-50.2	4-48.2
Punt Returns-Yards	2-19	3-29
Kickoff Returns-Yards	2-23	2-16
Interception Returns-Yards	1-31	0-0
Fumble Returns-Yards	0-0	0-0
Time of Possession	39:36	20:24
Third-Down Conversions	5-17	3-12
Fourth-Down Conversions	4-4	1-2
Red Zone Scores-Chances	2-3	3-3
Points off Turnovers	0	0

RUSHING: Navy - Fofana 20-114, Terrell Jr. 8-41 (TD), Hall Jr. 10-37, Haywood 3-36, Arline 18-24 (TD), Hassan 1-3, Jones 1-(1), Team 2-(6). UCF - Bowser 10-64, Harvey 7-44, Plumlee 2-7, Richardson 1-(3), Keene 4-(28).

PASSING (Comp-Att-Int, Yds): Navy - Arline 0-1-0, 0. UCF - Plumlee 11-18-1, 107, Keene 8-15-0, 123 (TD).

RECEIVING: Navy - None. UCF - Baker 6-101 (TD), O'Keefe 6-78, Harvey 2-22, Bowser 2-15, Hudson 2-9, Townsend 1-5.

INTERCEPTIONS: Navy - Williams Jr. 1-31. UCF - None.

SACKS (#YDS): Navy - J. Marshall 4-28, Lane III 1-3, Fletcher 1-2. UCF - Barber 1-5, Yates 0.5-4, Lawrence 0.5-3.

TACKLES: Navy - J. Marshall 10, Ramos 7, Straw 5, Harbour 5, Lane III 4. UCF - Johnson 13, Barber 13, Yates 11, Montalvo 7, Morris-Brash 6.

GAME 12

Army 20, Navy 17 (2OT)

Dec. 10, 2022 • Philadelphia, Pa.

Lincoln Financial Field • 69,117

- Quinn Maretzki's game-winning 39-yard field goal in the second overtime gave Army a 20-17 win over Navy in the first overtime game in the history of the Army-Navy series. Maretzki's game-winner came after Navy's Anton Hall Jr. lost a fumble at the Army one-yard line.
- There wasn't much offense throughout the game until the waning moments of regulation when Maretzki kicked a 37-yarder with 1:53 left to tie the game at 10-all.
- The NCAA instituted overtime in 1996, and the series had never had to go a little extra to settle one of the sport's greatest rivalry games.
- Army's Markel Johnson ran 25 yards for a touchdown on the first play of overtime for a 17-10 lead, and Navy matched the Black Knights when Xavier Arline tossed a 25-yard touchdown pass to Maquel Haywood that made it 17-all.
- It was Navy's first completion of the game and Arline had perhaps the sweetest 1 of 1 for 25-yard game in Navy history. He also rushed for 102 yards.
- Hall Jr. - who earlier raced 77 yards for a TD - lost the ball as he launched himself towards the goal line and was hit inside the one-yard line.
- One of Cade Ballard's rare passing attempts for Army was a success when a pass interference call brought the ball down to the 28 with 4 minutes left on a drive that set up Maretzki's tying field goal. Ballard was 2-of-10 passing for 26 yards.
- Hall Jr.'s run up the middle in the third quarter was the biggest burst of offense of the game for either team -- at that point, that run alone had outgained Army's 69 total yards.
- His run was a double gut punch to the Black Knights after QB Tyhier Tyler had a 40-yard touchdown run wiped out on a penalty on the previous possession.
- The first spark came in the final seconds of the first half when Army's Noah Short blocked

Riley Riethman's punt and Jabril Williams recovered -- after almost knocking the ball out of the end zone -- for the touchdown and a 7-3 lead.

- With points at a premium, Navy sent out Bijan Nichols for a long field goal, and his 44-yarder hugged the inside of the right goal post for a 3-0 lead in the second quarter.
- Army finished the half 0-for-5 passing, failed to convert on 5 of 6 third downs and had 33 total yards in the half.

Score By Quarters	1	2	3	4	1OT	2OT	F
Navy (4-8, 4-4)	0	3	7	0	7	0	-- 17
Army (6-6)	0	7	0	3	7	3	-- 20

Scoring Summary

2	12:36	N	44-yd field goal Bijan Nichols	4-9, 2:03
2	1:06	A	Blocked punt recovered Jabril Williams (Maretzki)	---
3	4:09	N	77-yd run Anton Hall Jr. (Nichols)	1-77, 0:13
4	1:54	A	37-yd field goal Quinn Maretzki	7-34, 3:28
OT1	---	A	25-yd run Markel Johnson (Maretzki)	1-25, ---
OT1	---	N	25-yd pass Maquel Haywood from Xavier Arline (Nichols)	1-25, ---
OT2	---	A	39-yd field goal Quinn Maretzki	4-3, ---

Team Stats	Navy	Army
FIRST DOWNS	11	10
RUSHES-YARDS (NET)	57-259	48-125
PASSING YARDS (NET)	25	28
Passes Comp-Att-Int	14-0	2-12-0
TOTAL OFFENSE PLAYS-YARDS	61-284	60-153
Fumbles-Lost	1-1	1-0
Penalties-Yards	8-65	6-50
Punts (Number-Avg.)	10-33.9	9-42.4
Punt Returns-Yards	4-39	3-55 (Blk Id)
Kickoff Returns-Yards	1-24	0-0
Interception Returns-Yards	0-0	0-0
Fumble Returns-Yards	0-0	0-0
Time of Possession	32:27	27:33
Third-Down Conversions	4-17	4-17
Fourth-Down Conversions	1-1	1-2
Red Zone Scores-Chances	0-1	1-1
Points off Turnovers	0	3

RUSHING: Navy - Arline 28-102, Hall Jr. 7-99, (TD), Haywood 4-22, Fofana 11-20, Terrell Jr. 5-17, Jones 2-(1). Army - Tyler 23-62, Johnson 6-40 (TD), Ballard 9-23, Marshall 3-14, Murphy 3-7, Riley 2-6, Team 2-(27).

PASSING (Comp-Att-Int, Yds): Navy - Maynor 0-2-0, 0, Team 0-1-0, 0, Arline 1-1-0, 25 (TD). Army - Ballard 2-10-0, 28, Tyler 0-2-0, 0.

RECEIVING: Navy - Haywood 1-25 (TD). Army - Murphy 2-28.

INTERCEPTIONS: Navy - None. Army - None.

SACKS (#YDS): Navy - J. Marshall 1-2, Ramos 0.5-5, Williams Jr. 0.5-5. Army - None.

TACKLES: Navy - Straw 9, J. Marshall 8, Woodson-Brooks 8, Ramos 8, Cromwell 6. Army - Lowin 16, Broughton 10, Frey 10, Carlo 9, O'Gara 8.



2023 NAVY FOOTBALL

**S E C T I O N
S E V E N**

**RECORD
BOOK**



2023 NAVY FOOTBALL



SAM
GLOVER



INDIVIDUAL RECORDS

RUSHING

RUSHING ATTEMPTS

Game		
44	Chris McCoy vs. Delaware	1996
43	Eddie Meyers vs. Boston College	1981
42	Ricky Dobbs vs. SMU	2008
42	Eddie Meyers vs. Syracuse	1981
42	Eddie Meyers vs. Army	1979

Season

331	Napoleon McCallum	1983
315	Ricky Dobbs	2009
300	Keenan Reynolds	2013
295	Malcolm Perry	2019
293	Zach Abey	2017

Career

978	Keenan Reynolds	2012-15
908	Napoleon McCallum	1981-85
699	Chris McCoy	1995-97
687	Ricky Dobbs	2008-10
615	Kyle Eckel	2002-04

RUSHING YARDS

Game		
348	Shun White vs. Towson	2008
304	Malcolm Perry vs. Army	2019
298	Eddie Meyers vs. Syracuse	1981
282	Malcolm Perry vs. SMU	2017
278	Eddie Meyers vs. Army	1979

Season

2,017	Malcolm Perry	2019
1,587	Napoleon McCallum	1983
1,413	Zach Abey	2017
1,373	Keenan Reynolds	2015
1,370	Chris McCoy	1997

Career

4,559	Keenan Reynolds	2012-15
4,359	Malcolm Perry	2016-19
4,179	Napoleon McCallum	1981-85
3,401	Chris McCoy	1995-97
2,935	Eddie Meyers	1978-81

100-YARD RUSHING GAMES

Season		
11	Malcolm Perry	2019
8	Will Worth	2016
8	Keenan Reynolds	2015
8	Napoleon McCallum	1985
8	Napoleon McCallum	1983
8	Eddie Meyers	1981

Career

22	Keenan Reynolds	2012-15
21	Malcolm Perry	2016-19
19	Napoleon McCallum	1981-85
15	Chris McCoy	1995-97
14	Eddie Meyers	1978-81

CONSECUTIVE 100-YARD RUSHING GAMES

10	Malcolm Perry	2019
8	Zach Abey	2017-18
7	Brian Madden	1999-2001
<i>(Last five games of the 1999 season and the first two of the 2001 season. Missed the 2000 season with a knee injury.)</i>		
7	Will Worth	2016
6	Cleveland Cooper	1972
6	Napoleon McCallum	1983
6	Cleveland Cooper	1972-1973

200-YARD RUSHING GAMES

Season		
3	Malcolm Perry vs. Tulsa, Army and Kansas State	2019
2	Malcolm Perry vs. SMU and Army	2017
2	Zach Abey vs. Florida Atlantic and Air Force	2017
2	Keenan Reynolds vs. Hawai'i, San Jose State	2013
2	Keenan Reynolds vs. San Jose State, Georgia Southern	2014
2	Chris McCoy vs. Kent State, Army (consecutive)	1997
2	Chris McCoy vs. Delaware, Tulane (consecutive)	1996
2	Napoleon McCallum vs. Air Force, Princeton (consecutive)	1983

Career

6	Malcolm Perry	2016-19
5	Chris McCoy	1995-97
4	Keenan Reynolds	2012-15
4	Napoleon McCallum	1981-85
2	Zach Abey	2015-18
2	Eddie Meyers	1978-81

RUSHING TOUCHDOWNS

Game		
7*	Keenan Reynolds vs. San Jose State	2013
6	Keenan Reynolds vs. Georgia Southern	2014
6	Craig Candeto vs. Army	2002
5	Zach Abey vs. Virginia	2017
5	Ricky Dobbs vs. Delaware	2009
5	Keenan Reynolds vs. East Carolina	2015
5	Jamale Carothers vs. Houston	2019

*Tied for most in FBS history against another FBS opponent

Season

31*	Keenan Reynolds	2013
27	Ricky Dobbs	2009
25	Will Worth	2016
24	Keenan Reynolds	2015
23	Keenan Reynolds	2014

* FBS record for a quarterback

Career

88*	Keenan Reynolds	2012-15
49	Ricky Dobbs	2008-10
43	Chris McCoy	1995-97
40	Malcolm Perry	2016-19
39	Zach Abey	2016-18

* FBS Record

Consecutive Games

14	Keenan Reynolds	2013-14
11	Will Worth	2016
9	Chris McCoy	1996-97
8	Ricky Dobbs	2009-10
8	Kaipo-Noa Kaheaku-Enhada	2007
8	Brian Madden	1999, 2001

INDIVIDUAL RECORDS

RUSHING YARDS PER ATTEMPT

Game (minimum 10 attempts)		
25.2	Sneed Schmidt (11 for 277 yds.) vs. Columbia	1935

Season (minimum 90 attempts)		
8.6	Malcolm Perry (138 for 1,182)	2017
8.3	Shun White (132 for 1,092 yds.)	2008
7.4	Noah Copeland (129 for 952 yds.)	2014
7.3	Gee Gee Greene (120 for 877 yds.)	2012
7.1	Reggie Campbell (99 for 706 yds.)	2006

Career (minimum 100 attempts)		
8.9	Shun White (261 for 2,311 yds.)	2005-08
8.9	Tony Lane (144 for 1,288 yds.)	2001-03
8.6	Eric Roberts (176 for 1,510 yds.)	2002-04
7.8	DeBrandon Sanders (113 for 884 yds.)	2012-15
7.7	Reggie Campbell (231 for 1,790 yds.)	2004-07

RUSHING YARDS BY A QUARTERBACK

Game		
304	Malcolm Perry (29 carries) vs. Army	2019
282	Malcolm Perry (33 carries) vs. SMU	2017
277	Keenan Reynolds (30 attempts) vs. Georgia Southern	2013
273*	Chris McCoy (26 attempts) vs. SMU	1995

* FBS record for yds. rushing in first collegiate start

Season		
2,017	Malcolm Perry (295 attempts)	2019

Career		
4,559	Keenan Reynolds (978 attempts)	2012-15

PASSING

PASS ATTEMPTS

Game		
55	Jim Kubiak (completed 25) vs. Virginia	1994
54	Jim Kubiak (completed 36) vs. Wake Forest	1991

Season		
401	Jim Kubiak (completed 248)	1993

Career		
969	Jim Kubiak (completed 558)	1991-94
818	Mike McNallen (completed 349)	1968-70
711	Bill Byrne (completed 381)	1984-86

PASS ATTEMPTS PER GAME

Season		
36.5	Jim Kubiak (401 in 11 games)	1993

Career		
33.4	Jim Kubiak (969 in 29 games)	1991-94
26.4	Mike McNallen (818 in 31 games)	1968-70
25.4	Bill Byrne (711 in 28 games)	1984-86

PASS COMPLETIONS

Game		
37	Bill Byrne (attempted 52) vs. Syracuse	1985
36	Jim Kubiak (attempted 54) vs. Wake Forest	1991

Season		
248	Jim Kubiak (attempted 401)	1993

Career		
558	Jim Kubiak (attempted 969)	1991-94
381	Bill Byrne (attempted 711)	1984-86

PASS COMPLETIONS PER GAME

Season		
22.5	Jim Kubiak (248 in 11 games)	1993

Career		
19.2	Jim Kubiak (558 in 29 games)	1991-94
13.6	Bill Byrne (381 in 28 games)	1984-86

PASSING EFFICIENCY

Season		
181.6	Malcolm Perry	2019
179.2	Will Worth	2016
168.6	Roger Staubach	1962
162.1	Keenan Reynolds	2015
160.7	Ricky Dobbs	2010

COMPLETION PERCENTAGE

Game (minimum 10 completions)		
.882	Marco Pagnanelli (15 of 17) vs. Duke	1982

Season (minimum 90 attempts)		
.673	Roger Staubach (66 of 98)	1962
.665	Roger Staubach (107 of 161)	1963
.627	George Welsh (94 of 150)	1955

Career (minimum 300 attempts)		
.631	Roger Staubach (292 of 463)	1962-64
.576	Marco Pagnanelli (178 of 309)	1981-82
.576	Jim Kubiak (558 of 969)	1991-94

PASSES HAD INTERCEPTED

Game		
6	Tom Tarquinio vs. Notre Dame	1982

Season		
19	Mike McNallen	1968
19	Bob Zastrow	1949

Career		
47	Jim Kubiak	1991-94
47	Bob Zastrow	1949-51
42	Mike McNallen	1968-70
36	John Cartwright	1965-67

INDIVIDUAL RECORDS

LOWEST INTERCEPTION PERCENTAGE

Season (minimum 90 attempts)

.008	Keenan Reynolds (1 of 115)	2015
.013	Alton Grizzard (2 of 147)	1989
.015	Keenan Reynolds (2 of 128)	2013
.017	Joe Tranchini (2 of 117)	1958
.018	Keenan Reynolds (2 of 108)	2012

Career (minimum 100 attempts)

.017	Keenan Reynolds (8 of 462)	2012-15
.032	Tai Lavatai (5 of 152)	2021-current
.033	Will Worth (4 of 118)	2013-16
.035	Bob Powers (7 of 199)	1977-79
.037	Ricky Dobbs (10 of 271)	2008-10

PASSING YARDS

Game

406	Jim Kubiak (36 of 54) vs. Wake Forest	1991
399	Bill Byrne (37 of 52) vs. Syracuse	1985

Season

2,628	Jim Kubiak	1993
2,388	Jim Kubiak	1994
1,694	Bill Byrne	1985
1,537	John Cartwright	1967
1,527	Ricky Dobbs	2010

Career

6,008	Jim Kubiak	1991-94
4,582	Bill Byrne	1984-86
4,001	Keenan Reynolds	2012-15
3,996	Mike McNallen	1968-70
3,626	John Cartwright	1965-67

PASSING YARDS PER GAME

Season

238.9	Jim Kubiak (2,628 yds. in 11 games)	1993
-------	-------------------------------------	------

Career

207.2	Jim Kubiak (6,008 yds. in 29 games)	1991-94
163.6	Bill Byrne (4,582 yds. in 28 games)	1984-86
128.9	Mike McNallen (4,582 yds. in 28 games)	1968-70

PASSING YARDS PER ATTEMPT

Season (minimum 90 attempts)

11.9	Will Worth (1,397 yds. on 117 attempts)	2016
10.6	Lamar Owens (1,299 yds. on 122 attempts)	2005
10.5	Keenan Reynolds (1,203 yds. on 115 attempts)	2015
10.2	Ricky Dobbs (1,527 yds. on 150 attempts)	2010
9.9	Aaron Polanco (1,131 yds. on 114 attempts)	2004
9.9	Roger Staubach (966 yds. on 98 attempts)	1962

Career (minimum 100 attempts)

11.8	Will Worth (1,397 yds. on 118 attempts)	2013-16
11.6	Malcolm Perry (1,311 yds. on 113 attempts)	2016-19
10.5	Lamar Owens (1,337 yds. on 127 attempts)	2002-05
10.4	Zach Abey (1,403 yds. on 135 attempts)	2016-18
10.2	Ricky Dobbs (2,770 yds. on 271 attempts)	2008-10

PASSING YARDS PER COMPLETION

Season (minimum 50 completions)

20.6	Lamar Owens (1,299 yds. on 63 completions)	2005
19.7	Keenan Reynolds (1,203 yds. on 61 completions)	2015
19.4	Will Worth (1,397 yds. on 72 completions)	2016
18.6	Ricky Dobbs (2,770 yds. on 147 completions)	2010
18.5	Aaron Polanco (1,131 yds. on 61 completions)	2004

Career (minimum 75 completions)

18.8	Ricky Dobbs (2,770 yards on 147 completions)	2008-10
17.1	Kaipo-Noa Kaheaku-Enhada (1,641 yards on 96 completions)	2005-08
17.0	Brian Broadwater (1,644 yds. on 97 completions)	1998-2000
16.5	Keenan Reynolds (4,001 yds. on 242 completions)	2012-15
16.5	Aaron Polanco (1,482 yds. on 90 completions)	2002-04

TOUCHDOWN PASSES

Game

4	Tom Forrestal vs. Pennsylvania	1957
---	--------------------------------	------

Season

13	Ricky Dobbs	2010
12	Alton Grizzard	1990
11	Chris McCoy	1997
11	Bill Byrne	1984
11	Jim Kubiak	1993

Career

31	Keenan Reynolds	2012-15
29	Bill Byrne	1984-86
26	Bob Leszczynski	1976-78
25	John Cartwright	1965-67
23	Jim Kubiak	1991-94

TOUCHDOWN PASSES PER GAME

Season

1.375	Bill Byrne (11 in eight games)	1984
-------	--------------------------------	------

Career

1.036	Bill Byrne (29 in 28 games)	1984-86
0.875	George Welsh (21 in 24 games)	1953-55

RECEIVING

PASS RECEPTIONS

Game

10	Damon Dixon (63 yds.) vs. Virginia	1993
10	Mike Clark (113 yds.) vs. Army	1967
10	Dave King (179 yds.) vs. Notre Dame	1976
10	Rob Taylor (140 yds.) vs. Penn State	1967
10	Rob Taylor (70 yds.) vs. William & Mary	1967
10	Rob Taylor (179 yds.) vs. Vanderbilt	1967

Season

61	Bert Calland (650 yds.)	1972
61	Rob Taylor (818 yds.)	1967
59	Jason Van Matre (393 yds.)	1993

Career

129	Rob Taylor (1,736 yds.)	1965-67
108	Bert Calland (1,237 yds.)	1971-73
107	Kevin Hickman (1,178 yds.)	1991-94

2023 NAVY FOOTBALL

INDIVIDUAL RECORDS

PASS RECEPTION YARDS

Game		
179	Dave King vs. Notre Dame	1976
179	Rob Taylor vs. Vanderbilt	1967

Season		
818	Rob Taylor	1967
727	Rob Taylor	1966
711	Chris Weiler	1984
662	Greg Jones	2010
650	Bert Calland	1972

Career		
1,736	Rob Taylor	1965-67
1,626	Jamir Tillman	2003-06
1,278	Phil McConkey	1975-78
1,259	Larry Van Loan	1971-73
1,237	Bert Calland	1971-73

YARDS PER CATCH

Game (minimum three catches)		
39.7	Dominic Bailey (3 catches for 119 yds.) vs. Tulane	2000
39.0	CJ Williams (3 catches for 117 yds.) vs. East Carolina	2019

Season (minimum 15 catches)		
25.5	Ryan Read (17 catches for 433 yds.)	1998
25.2	Eric Roberts (17 catches for 429 yds.)	2002
24.6	Eric Roberts (20 catches for 493 yds.)	2003
24.2	Phil McConkey (22 catches for 532 yds.)	1978
22.6	Pat McGrew (18 catches for 407 yds.)	1997

Career (minimum 25 catches)		
23.3	Eric Roberts (52 catches for 1,213 yds.)	2002-04
21.3	Reggie Campbell (39 catches for 830 yds.)	2004-07
20.8	Greg Jones (39 catches for 811 yds.)	2008-10
19.7	Tyree Barnes (42 catches for 827 yds.)	2005-08
19.4	Mychal Cooper (46 catches for 894 yds.)	2018-21
19.3	Jim Stewart (47 catches for 907 yds.)	1960-62

TOUCHDOWN RECEPTIONS

Game		
3	Pat McGrew vs. Colgate	1997
3	Jerry Dawson vs. Richmond	1990
3	Tony Hollinger vs. Indiana	1985
3	Ken Heine vs. Lehigh	1984
3	Harry Hurst vs. Pennsylvania	1957

Season		
6	Ryan Read	1998
6	Chris Weiler	1984
6	Phil McConkey	1978
6	Rob Taylor	1967
5	Jamir Tillman	2015
5	Greg Jones	2010
5	Eric Roberts	2003

Career		
13	Phil McConkey	1975-78
13	Rob Taylor	1965-67
10	Jamir Tillman	2013-16
10	Eric Roberts	2002-04
8	Reggie Campbell	2004-07
8	Chris Weiler	1981-84
8	Ron Beagle	1953-55

TOTAL OFFENSE

TOTAL OFFENSIVE PLAYS

Game		
63	Jim Kubiak (354 yds.) vs. Wake Forest	1991

Season		
462	Jim Kubiak (2,175 yds.)	1994
450	Jim Kubiak (2,496 yds.)	1993
428	Keenan Reynolds (2,403 yds.)	2014
420	Ricky Dobbs (2,234 yds.)	2009
416	Ricky Dobbs (2,494 yds.)	2010

Career		
1,440	Keenan Reynolds ~ 978 rushes, 462 passes for 8,560 yds.	1987-90

TOTAL OFFENSIVE YARDS

Game		
428	Will Worth (53 plays) vs. USF	2016

Season		
3,101	Malcolm Perry (381 plays)	2019
2,595	Will Worth (391 plays)	2016
2,576	Keenan Reynolds (380 plays)	2015
2,573	Chris McCoy (381 plays)	1997
2,496	Jim Kubiak (450 plays)	1993

Career		
8,560	Keenan Reynolds ~ 4,559 rushing, 4,001 passing on 1,440 plays	2012-15
5,887	Chris McCoy ~ 3,401 rushing, 2,486 passing on 1,022 plays	1995-97
5,670	Malcolm Perry ~ 4,359 rushing, 1,311 passing on 727 plays	2016-19
5,666	Alton Grizzard ~ 2,174 rushing, 3,492 passing on 1,128 plays	1987-90
5,498	Jim Kubiak ~ (-510) rushing, 6,008 passing on 1,114 plays	1991-94

TOTAL OFFENSIVE YARDS PER PLAY

Game (minimum 15 plays)		
18.3	Shun White (19 plays for 348 yds.) vs. Towson	2008

Season (minimum 125 plays)		
8.5	Malcolm Perry (140 plays for 1,187 yards)	2017
8.3	Shun White (132 plays for 1,092 yds.)	2008
8.1	Malcolm Perry (381 plays for 2,017 yds.)	2019
7.7	Noah Copeland (132 plays for 1,017 yds.)	2014
7.3	Gee Gee Greene (120 plays for 877 yds.)	2012

Career (minimum 175 plays)		
8.9	Shun White (261 plays for 2,311 yds.)	2005-08
7.8	Malcolm Perry (727 plays for 5,670 yds.)	2016-19
7.1	Gee Gee Greene (297 plays for 2,123 yds.)	2009-12
6.8	Will Worth (382 plays for 2,605 yds.)	2013-16
6.0	Lamar Owens (378 plays for 2,274 yds.)	2002-05



INDIVIDUAL RECORDS

SCORING

POINTS RESPONSIBLE FOR *(points scored and points passed for)*

Season		
236	Keenan Reynolds	2013
198	Will Worth	2016
198	Ricky Dobbs	2009
192	Keenan Reynolds	2015
186	Chris McCoy	1997

Career		
716	Keenan Reynolds	2012-15
414	Ricky Dobbs	2008-10
390	Chris McCoy	1995-97
318	Malcolm Perry	2016-19
294	Craig Candeto	2001-03

MOST POINTS

Game		
42	Keenan Reynolds vs. San Jose State	2013
38	Bill Ingram vs. Villanova	1917
36	Keenan Reynolds vs. Georgia Southern	2014
36	Craig Candeto vs. Army	2002
30	Jamale Carothers vs. Houston	2019
30	Zach Abey vs. Virginia	2017
30	Keenan Reynolds vs. East Carolina	2015
30	Ricky Dobbs vs. Delaware	2009
30	Reggie Campbell vs. Colorado State	2005

Season		
188	Keenan Reynolds	2013
174	Bill Ingram	1917
162	Ricky Dobbs	2009
150	Will Worth	2016
144	Keenan Reynolds	2015

Career		
528	Keenan Reynolds	2012-15
294	Ricky Dobbs	2008-10
268	Chris McCoy	1995-97
263	Bill Ingram	1916-18
258	Malcolm Perry	2016-19

MOST TOUCHDOWNS

Game		
7	Keenan Reynolds vs. San Jose State	2013
6	Keenan Reynolds vs. Georgia Southern	2014
6	Craig Candeto vs. Army	2002
6	Lou Benoist vs. Colby	1919
6	Harold Martin vs. Western Reserve	1917

Season		
31	Keenan Reynolds	2013
27	Ricky Dobbs	2009
25	Will Worth	2016
24	Keenan Reynolds	2015
23	Keenan Reynolds	2014

Career		
88	Keenan Reynolds	2012-15
49	Ricky Dobbs	2008-10
44	Chris McCoy	1995-97
43	Malcolm Perry	2016-19
39	Zach Abey	2016-18

KICKING / PUNTING

FIELD GOALS MADE

Game		
4	Matt Harmon vs. Air Force	2008
4	Tim Shubzda vs. Army	1999
4	Steve Fehr vs. Boston College	1981
4	Steve Fehr vs. Georgia Tech	1980
4	Steve Fehr vs. Army	1980
4	Bob Tata vs. Boston College	1978

Season		
19	Matt Harmon (22 attempts)	2008
18	Steve Fehr (25 attempts)	1981
17	Tim Shubzda (25 attempts)	1999
17	Steve Fehr (23 attempts)	1980
15	Bijan Nichols (19 attempts)	2021
15	David Hills (16 attempts)	2001
15	Todd Solomon (18 attempts)	1984

Career		
42	Steve Fehr (59 attempts)	1979-81
36	Bijan Nichols (49 attempts)	2019-22
33	Matt Harmon (43 attempts)	2005-08
30	Todd Solomon (46 attempts)	1982-85
30	Bob Tata (46 attempts)	1976-78

FIELD GOAL ATTEMPTS

Game		
5	Steve Fehr (4 of 5) vs. Army	1980

Season		
25	Tim Shubzda (17 of 25)	1999
25	Steve Fehr (18 of 25)	1981
23	Steve Fehr (17 of 23)	1980
22	Matt Harmon (19 of 22)	2008
19	Bijan Nichols (15 of 19)	2021

Career		
59	Steve Fehr (42 of 59)	1979-81
49	Bijan Nichols (33 of 46)	2019-22
46	Todd Solomon (30 of 46)	1982-85
46	Bob Tata (30 of 46)	1976-78
46	Tom Vanderhorst (28 of 46)	1995-98

INDIVIDUAL RECORDS

EXTRA POINTS MADE

Game		
12	Clyde King (17 attempts) vs. Colby	1919
10	Jon Teague (10 attempts) vs. East Carolina	2010
9	Bennett Moehring (11 attempts) vs. SMU	2016
9	Bennett Moehring (9 attempts) vs. East Carolina	2016
9	Joe Buckley (9 attempts) vs. Rice	2009
9	Joey Bullen (10 attempts) vs. North Texas	2007
9	Eric Rolfs (9 attempts) vs. Central Michigan	2003

Season

65	Bennett Moehring (68 attempts)	2016
61	Bijan Nichols (62 attempts)	2019
58	Austin Grebe (61 attempts)	2015
52	Joey Bullen (53 attempts)	2005
51	Nick Sloan (55 attempts)	2013

Career

141	Bennett Moehring (146 attempts)	2016-18
112	Nick Sloan (116 attempts)	2012-15
110	Bijan Nichols (114 attempts)	2019-22
105	Joey Bullen (108 attempts)	2005-08
93	Tom Vanderhorst (99 attempts)	1995-98

CONSECUTIVE EXTRA POINTS

70	Matt Harmon	2006-08
56	Bijan Nichols	2019-20
52	Austin Grebe	2014-15
51	Tim Shubzda	1996-99
48	Nick Sloan	2012-13
48	Joe Buckley	2009-10

EXTRA POINT PERCENTAGE

Season (minimum 25 made)

1.000	Joe Buckley (44 of 44)	2009
1.000	Nick Sloan (41 of 41)	2012
1.000	Austin Grebe (33 of 33)	2014
1.000	Todd Solomon (29 of 29)	1985
1.000	Bijan Nichols (28 of 28)	2021
1.000	Tom Vanderhorst (27 of 27)	1998
1.000	Bob Tata (26 of 26)	1977

Career (minimum 40 att.)

.987	Joe Buckley (75 of 76)	2009-10
.982	Tim Shubzda (54 of 55)	1996-99
.975	Frank Schenk (39 of 40)	1987-90
.972	Joey Bullen (105 of 108)	2005-08
.972	Bob Tata (71 of 73)	1976-78

POINTS BY KICKING (PATs and FGs)

Season

97	Bijan Nichols (12 FGs, 61 PATs)	2019
95	Matt Harmon (19 FGs, 38 PATs)	2008
94	Austin Grebe (12 FGs, 58 PATs)	2015
89	Bennett Moehring (8 FGs, 65 PATs)	2016
88	Tim Shubzda (17 FGs, 37 PATs)	1999

Career

222	Bennett Moehring (27 FGs, 141 PATs)	2016-18
218	Bijan Nichols (33 FGs, 105 PATs)	2019-22
192	Steve Fehr (42 FGs, 66 PATs)	1979-81
190	Matt Harmon (33 FGs, 91 PATs)	2005-08
184	Nick Sloan (24 FGs, 112 PATs)	2012-15

PUNTS

Game

14	Bob Cameron (501 yds.) vs. Notre Dame	1951
----	---------------------------------------	------

Season

84	Tom Moore (3,191 yds.)	1970
75	Bob Cameron (2,721 yds.)	1951
74	John Stufflebeem (3,002 yds.)	1974

Career

230	Brian Schrum (9,034 yds.)	1992-95
221	Tom Moore (8,627 yds.)	1969-71

PUNTING AVERAGE

Game (minimum 5 punts)

51.0	Owen White (5 punts for 255 yds.) vs. Tulane	2018
50.6	Riley Riethman (5 punts for 253 yds.) vs. Notre Dame	2021
50.3	Tray Calisch (6 punts for 302 yds.) vs. Army	1999
50.2	Joe Ince (5 punts for 251 yds.) vs. Pittsburgh	1963

Season (minimum 30 punts)

44.8	John Skaggs (48 punts for 2,151 yds.)	2001
44.2	Pablo Beltran (38 punts for 1,678 yds.)	2014
43.8	Riley Riethman (45 punts for 1,970 yds.)	2022
43.8	Bill Busik (41 punts for 1,797 yds.)	1941
43.6	Pablo Beltran (44 punts for 1,919 yds.)	2012

Career (minimum 50 punts)

43.2	Riley Riethman (89 punts for 3,509 yds.)	2021-current
42.5	John Skaggs (130 punts for 5,538 yds.)	2000-03
42.0	Alex Barta (63 punts for 2,646 yds.)	2015-16
41.6	Owen White (134 punts for 5,577 yds.)	2017-19
41.6	Pablo Beltran (119 punts for 4,857 yds.)	2011-14

INTERCEPTIONS

INTERCEPTIONS

Game

4	Mark Schickner vs. Army	1970
4	John Weaver vs. Columbia	1952

Season

8	Sean Andrews	1995
8	John Sturges	1977

Career

13	John Sturges	1974-77
12	Rick Bayer	1965-67
12	John Weaver	1952-54
11	Charlie Robinson	1971-73
10	Sean Andrews	1995-97
10	Gene Ford	1973-75



INDIVIDUAL RECORDS

INTERCEPTION YARDS

Game		
115	John Weaver (4 returns) vs. Columbia	1952

Season		
165	John Weaver (7 returns)	1952
145	Steve Brady (5 returns)	1983
134	Daniel Gonzales (3 returns)	2014
109	Nick Markoff (3 returns)	1961

Career		
225	John Weaver (12 returns)	1952-54
191	Rick Bayer (12 returns)	1965-67

INTERCEPTION YARDS PER RETURN

Season (minimum 3 returns)		
44.7	Daniel Gonzales (134 yds. on 3 returns)	2014
36.3	Nick Markoff (109 yds. on 3 returns)	1961
32.0	Gerald Wilson (96 yds. on 3 returns)	1997
30.3	Rashawn King (91 yds. on 3 returns)	2008
30.3	John Hopkins (91 yds. on 3 returns)	1953

Career (minimum 5 returns)		
22.2	Clyde Scott (111 yds. on 5 returns)	1944-45
20.9	Steve Brady (167 yds. on 8 returns)	1982-85

INTERCEPTION RETURNS FOR TOUCHDOWNS

Season		
2	Rashad Smith	1996
2	Ted Kukowski	1950

Career		
3	Rashad Smith	1994-97
2	Rick Bayer	1965-67
2	Ted Kukowski	1949-50

PUNT RETURNS

PUNT RETURNS

Game		
7	Phil McConkey (58 yds.) vs. Connecticut	1976

Season		
35	Billy Hubbard (259 yds.)	1999
32	Napoleon McCallum (379 yds.)	1982
30	Billy Hubbard (156 yds.)	2000

Career		
80	Phil McConkey (736 yds.)	1975-78
73	Napoleon McCallum (858 yds.)	1981-85
70	Jason Tomlinson (513 yds.)	2003-06

PUNT RETURN YARDS

Game		
117	Terry Murray (6 returns) vs. Syracuse	1967

Season		
379	Napoleon McCallum (32 returns)	1982
280	Bill Busik (26 returns)	1940

Career		
858	Napoleon McCallum (32 returns)	1981-85
736	Phil McConkey (80 returns)	1975-78

PUNT RETURN YARDS PER ATTEMPT

Game (minimum 3 returns)		
27.0	Bob Craig (3 returns for 81 yds.) vs. Dartmouth	1954
27.0	Frank Brady (4 returns for 108 yds.) vs. Maryland	1951

Season (minimum 10 returns)		
16.8	Bob Craig (10 returns for 168 yds.)	1953
15.2	Terry Murray (11 returns for 167 yds.)	1967

Career (minimum 20 returns)		
13.23	Hal Hamberg (31 returns for 410 yds.)	1942-44
13.17	Pete Williams (35 returns for 461 yds.)	1945-48

PUNT RETURNS FOR TOUCHDOWN

Season		
No player with more than one		
Last:	David Wright	2009

KICKOFF RETURNS

KICKOFF RETURNS

Game		
7	John Vereen (118 yds.) vs. West Virginia	1998
7	Michael Jefferson (147 yds.) vs. Virginia	1994
7	Bob Elflein (155 yds.) vs. Penn State	1970
7	Dan Pike (118 yds.) vs. Pittsburgh	1969

Season		
40	Reggie Campbell (1,098 yds.)	2007
38	Michael Jefferson (820 yds.)	1994
34	Tony Lane (898 yds.)	2001
34	Billy James (715 yds.)	1993
33	Gee Gee Greene (607 yds.)	2009
33	Michael Jefferson (723 yds.)	1992

Career		
104	Marcus Thomas (2,338 yds.)	2010-13
80	Reggie Campbell (1,905 yds.)	2004-07
73	Michael Jefferson (1,569 yds.)	1991-94
60	Napoleon McCallum (1,339 yds.)	1981-85
56	Tony Lane (1,382 yds.)	2000-03

KICKOFF RETURN YARDS

Game		
205	Tony Lane (5 returns) vs. Temple	2001

Season		
1,098	Reggie Campbell (40 returns)	2007
898	Tony Lane (34 returns)	2001
820	Michael Jefferson (38 returns)	1994
760	Bob Elflein (32 returns)	1970
728	Marcus Thomas (33 returns)	2011

Career		
2,338	Marcus Thomas (104 returns)	2010-13
1,905	Reggie Campbell (80 returns)	2004-07
1,569	Michael Jefferson (73 returns)	1991-94
1,382	Tony Lane (56 returns)	2000-02
1,353	Dishan Romine (52 returns)	2015-16

INDIVIDUAL RECORDS

KICKOFF RETURN YARDS PER ATTEMPT

Game (minimum 2 returns)

41.3	Dishan Romine vs. Tulsa	2015
------	-------------------------	------

Season (minimum 5 returns)

32.8	Bob Jenkins	1944
31.2	Gee Gee Greene	2012
31.0	Maquel Haywood	2021
29.4	Pat McGrew	1997
27.6	Alexander Teich	2009

Career (min. 10)

29.0	Eric Wallace	1982-84
27.5	Pat McGrew	1994-97
27.3	Dishan Romine	2014-16
25.6	Karlos Whittaker	2005
25.1	Joe Bellino	1958-60

KICKOFF RETURNS FOR TOUCHDOWN

Season

2	Reggie Campbell	2007
---	-----------------	------

Career

2	Reggie Campbell	2004-07
2	Eric Wallace	1982-84

ALL-PURPOSE

ALL-PURPOSE YARDS (yardage from rushing, receiving and all returns)

Game

348	Shun White vs. Towson ~ 348 rush	2008
332	Napoleon McCallum vs. Princeton ~ 229 rush, 37 rec., 45 PR, 21 KR	1983
331	Eddie Meyers vs. Syracuse ~ 298 rush, 33 rec.	1981
323	Napoleon McCallum vs. South Carolina ~ 138 rush, 97 rec., 3 PR, 85 KR	1985
305	Gee Gee Greene vs. Arizona State ~ 112 rush, 6 rec., 187 KR	2012

Season

2,385	Napoleon McCallum ~ 1,587 rush, 166 rec., 272 PR, 360 KR	1983
2,330	Napoleon McCallum ~ 1,327 rush, 358 rec., 157 PR, 488 KR	1985
2,019	Reggie Campbell ~ 542 rush, 242 rec., 1,098 KR, 157 PR	2007
2,017	Malcolm Perry ~ 2,017 rush	2019
1,803	Malcolm Perry ~ 1,182 rush, 303 rec., 318 KR	2017

Career

7,172	Napoleon McCallum ~ 4,179 rush, 796 rec., 858 PR, 1,339 KR	1981-85
5,320	Malcolm Perry ~ 4,359 rush, 470 rec., 491 KR	2016-19
4,737	Reggie Campbell ~ 1,790 rush, 830 rec., 1,905 KR, 212 PR	2004-07
4,606	Keenan Reynolds ~ 4,559 rush, 47 rec.	2012-15
3,757	Gee Gee Greene ~ 2,123 rush, 764 rec., 870 KR	2009-12

ALL-PURPOSE PLAYS

Game

47	Napoleon McCallum ~ 39 carries, 4 rec., 1 PR, 3 KR vs. Syracuse	1983
45	Eddie Meyers ~ 42 carries, 3 rec. vs. Syracuse	1981
44	Chris McCoy ~ 44 carries vs. Tulane	1996
44	Eddie Meyers ~ 43 carries, 1 rec. vs. Boston College	1981
42	Ricky Dobbs ~ 42 carries vs. SMU	2008

Season

393	Napoleon McCallum ~ 331 carries, 24 rec., 21 PR, 17 KR	1983
369	Napoleon McCallum ~ 287 carries, 44 rec., 18 PR, 20 KR	1985
315	Ricky Dobbs ~ 315 carries	2009
301	Joe Gattuso Jr. ~ 266 carries, 22 rec., 13 KR	1977
300	Keenan Reynolds ~ 300 carries	2013

Career

1,137	Napoleon McCallum ~ 908 carries, 96 rec., 73 PR, 60 KR	1981-85
978	Keenan Reynolds ~ 978 carries	2012-15
700	Chris McCoy ~ 699 carries, 1 rec.	1995-97
687	Ricky Dobbs ~ 687 carries	2008-10
656	Malcolm Perry ~ 614 carries, 22 rec., 20 KR	2016-19

DEFENSE

TACKLES

Season

169	Andy Ponseigo	1982
154	Vince McBeth	1986
152	Andy Ponseigo	1981
148	Mike Kronzer	1980
146	Javier Zuluaga	1992

Career

500	Andy Ponseigo	1980-83
384	Gervy Alota	1994-97
354	Josh Smith	2002-04
337	Javier Zuluaga	1991-93
328	Clint Bruce	1994-96
328	Marc Firlie	1984-86



2023 NAVY FOOTBALL

INDIVIDUAL RECORDS / TEAM RECORDS

SACKS

Season		
11.5	John Marshall	2022
10	Tyler Tidwell	2005
9	Eric Rutherford	1984
8	Jacob Springer	2019
8	David Mahoney	2005
8	Shaka Martin	1999
8	Andy Person	1995

Career

22	Andy Person	1992-95
21	David Mahoney	2003-06
16	Jabaree Tuani	2008-11
16	Tyler Tidwell	2004-06
14	John Chan	2004-06

TACKLES FOR LOSS

Season		
25	Chet Moeller	1974
20	Eric Rutherford	1984
19.5	John Marshall	2022
19	Tyler Tidwell	2005
18	Charlie Thornton	1979

Career

44	Andy Person	1992-95
43	Jabaree Tuani	2008-11
42	David Mahoney	2003-06
38	Eric Rutherford	1982-84
37	Charlie Thornton	1977-79

SINGLE-GAME OFFENSE (TEAM)

RUSHING

Attempts	93 vs. Toledo (419 yds.)	2013
Yards Per Rush	10.3 vs. SMU (48 att. for 496 yds.)	2016
Touchdowns	19 vs. Ursinus	1918
~ Modern Record	10 vs. Princeton	1953

PASSING

Attempts	55 vs. Virginia (completed 25)	1994
Completions	37 vs. Syracuse (attempted 54)	1985
Comp. Pct. (min. 15 att.)	.882 vs. Duke (15-of-17)	1982
Yards	406 vs. Wake Forest (36-of-54)	1991
Had Intercepted	6 vs. Notre Dame	1982
	6 vs. Pennsylvania	1940
Touchdowns	5 vs. Columbia	1955

TOTAL OFFENSE

Attempts	106 vs. Toledo (514 yds.)	2013
Total Yards	724 vs. Tulane (99 att.)	2000
Average Per Attempt	11.1 vs. Central Michigan (58 plays, 644 yds.)	2003

SCORING

Points	127 vs. Ursinus	1918
~ Modern Record	76 vs. East Carolina	2010
Touchdowns	19 vs. Ursinus	1918
~ Modern Record	10 vs. SMU	2016
	10 vs. East Carolina	2010
	10 vs. North Texas	2007
	10 vs. Princeton	1953
Extra Points	13 vs. Ursinus	1918
~ Modern Record:	10 vs. East Carolina	2010
2-point Conversions	4 vs. Pennsylvania	1958
2-point Attempts	7 vs. Pennsylvania	1958
Field Goals	4 vs. Air Force (of 4)	2008
	4 vs. Army (of 4)	1999
	4 vs. Boston College (of 4)	1981
	4 vs. Army (of 5)	1980
	4 vs. Georgia Tech (of 4)	1980
	4 vs. Boston College (of 4)	1978
Field Goal Attempts	6 vs. Delaware (made 3)	1996

PUNT RETURNS

Punt Returns	9 vs. Connecticut (68 yards)	1976
	9 vs. Syracuse (122 yards)	1967
	9 vs. Columbia (203 yards)	1943
Yardage	203 vs. Columbia (9 returns)	1943
Yards Per Return (min. 3)	30.0 vs. SMU (4-for-120)	1960

KICKOFF RETURNS

Returns	9 vs. Arizona State (251 yards)	2012
	9 vs. Southern Miss (193 yards)	2011
	9 vs. Notre Dame (174 yards)	2011
	9 vs. Tulane (155 yards)	2000
	9 vs. Pittsburgh (153 yards)	1988
	9 vs. Penn State (198 yards)	1971
	9 vs. Penn State (183 yards)	1970
	9 vs. Notre Dame (144 yards)	1970
	9 vs. Washington (161 yards)	1970
Return Yardage	251 vs. Arizona State (9 returns)	2012
Yards Per Attempt (min. 3)	40.0 vs. Army (3 for 120)	1983

PUNTING

Punts	16 vs. Army	1937
Average (min. 5)	51.0 vs. Tulane (5 for 255)	2018
	50.2 vs. Pittsburgh (5 for 251)	1963
	50.2 vs. Notre Dame (5 for 251)	1957

FIRST DOWNS

First Downs	36 vs. Tulane	2000
By Rushing	30 vs. Toledo	2013
By Passing	18 vs. Wake Forest	1991
	18 vs. Syracuse	1985
	18 vs. Pittsburgh	1984
By Penalty	5 vs. Syracuse	1972

LONGEST DRIVE

Plays	*26 vs. New Mexico	2004
Yards	*99	several times
Time	*14:26 vs. New Mexico	2004
	<i>*NCAA Record</i>	

PENALTIES

Penalties	14 vs. Kent State	1997
	14 vs. Stanford	1954
Yards	171 vs. Stanford	1954

2023 NAVY FOOTBALL

TEAM RECORDS

FUMBLES

Fumbles	9 vs. Lehigh	1987
	9 vs. Villanova	1946
Lost	7 vs. Pennsylvania	1945

SEASON OFFENSE (TEAM)

RUSHING

Attempts	822 (4,568 yards)	2017
Attempts Per Game	63.2 (822 in 13 games)	2017
Yards	4,687 yards (773 attempts)	2019
Yards Per Attempt	6.1 (773 for 4,687)	2019
Yards Per Game	360.5 (4,687 yards in 13 games)	2019
Touchdowns	61	2016

PASSING

Attempts	429 (completed 265)	1993
Attempts Per Game	39.0 (429 attempts in 11 games)	1993
Completions	265 (265-of-429)	1993
Completions Per Game	24.1 (265 completions in 11 games)	1993
Completion Percentage	.651 (121-of-186)	1963
Passes Had Intercepted	26	1948
Fewest Passes Had Int.	2	2015
Lowest Int. Percentage	.016 (2-of-122)	2000
Yards	2,753 (248-of-429)	1993
Yards Per Game	250.3 (2,753 in 11 games)	1993
Average Yds. Per Attempt	11.4 (158 att. for 1,794) (<i>min. 125 attempts</i>)	2016
Touchdowns Passing	16	1984

TOTAL OFFENSE

Total Attempts	940 (5,773 yards)	2007
Total Attempts Per Game	78.0 (702 attempts in 9 games)	1949
Total Offense Yards	6,136 yards (900 attempts)	2016
Total Yards Per Game	455.8 (5,925 yards in 13 games)	2019
Yards Per Attempts	6.8 (6,136 yds. on 900 attempts)	2016
	6.8 (5,925 yds. on 877 attempts)	2019

SCORING

Points	531	2016
Points Per Game	55.3 (442 points in 8 games)	1917
Touchdowns	73	2016
Touchdowns Per Game	5.2 (73 touchdowns in 14 games)	2016
Extra Points	65	2016
Extra Point Percentage	100.0 (53-of-53)	2014
	100.0 (49-of-49)	2009
	100.0 (41-of-41)	2012
	100.0 (29-of-29)	1985
	100.0 (27-of-27)	1998
	100.0 (26-of-26)	1975
	100.0 (26-of-26)	1977
	100.0 (26-of-26)	1990
Two-Pt. Conversion Att.	28	1958
Two-Pt. Conversions	13	1958
Field Goals	19 (of 22)	2008
Field Goals Attempted	27 (17 made)	2007
Safeties	2	2002, 1967, 1964, 1945, 1944

PUNT RETURNS

Returns	55 (576 yards)	1940
Yardage	671 (43 returns)	1943
Yards Per Game	74.6 (671 yards in 9 games)	1943
Yards Per Attempt	15.8 (23 attempts for 364 yards)	1959
Returns for Touchdowns	2	1999, 1959, 1957, 1951

KICKOFF RETURNS

Returns	71 (1,795 yards)	2007
Yardage	1,795 (71 returns)	2007
Yards Per Game	138.1 (1,795 yards in 13 games)	2007
Yards Per Attempt	28.7 (14 attempts for 402 yards)	1943
Returns For Touchdowns	2	2007

PUNTING

Punts	96	1969
Fewest Punts	24	2007
Punting Average	43.6 (44 punts for 1,919 yards)	2012
Most Punts Had Blocked	4	1950, 1939

FIRST DOWNS

First Downs	309	2013
Per Game	23.8 (309 first downs in 13 games)	2013
By Rushing	243	2007
By Passing	124	1993
By Penalty	21	1984

PENALTIES

Penalties	81 (595 yards)	2000
Fewest Penalties	28 (240 yards)	2011
Penalty Yards	676 (54 penalties)	1963
Fewest Penalty Yards	240 (28 penalties in 12 games)	2011
	240 (33 penalties in nine games)	1942
Fewest Penalty Yards per Game	20.0 (28 for 240 yards in 12 games)	2011

FUMBLES

Fumbles	44 (15 lost)	1946
Fewest Fumbles	14 (9 lost)	1961
Fumbles Lost	25 (of 38)	2002
Fewest Fumbles Lost	5	1938

SINGLE-GAME DEFENSE (TEAM)

RUSHING DEFENSE

Fewest Rushing Attempts	11 vs. SMU, 2008
Fewest Rushing Yards Allowed	-80 vs. Columbia, 1943
Fewest Rushing Yards Per Attempt	-3.1 (26-for(-80) vs. Columbia, 1943

PASS DEFENSE

Fewest Pass Attempts Allowed	0 vs. North Carolina, 1957
Fewest Pass Completions	0 last vs. North Carolina, 1957
Fewest Passing Yards	0 last vs. North Carolina, 1957
Lowest Percentage Comp. (min. 10 att.)	.000 (0-for-11), William & Mary, 1957
	.000 (0-for-11), William & Mary, 1938
Most Sacks	7 vs. Temple, 2006

PASS INTERCEPTIONS

Interceptions	7 vs. Duke (107 yards), 1954
Interception Yards	123 vs. Lehigh (5 returns), 1986

TOTAL DEFENSE

Fewest Total Offense Attempts	33 by Penn State, 1944
	33 by Cornell, 1944
Fewest Total Offense Yards	16 by Pennsylvania, 1954
Fewest Total Offense Yards Per Attempt	0.04 (39 for 16) by Pennsylvania, 1954

FIRST DOWNS

Fewest Total	0 by William & Mary, 1940
--------------	---------------------------



TEAM RECORDS

PUNTING

Most Times Opponent Forced to Punt	16 vs. Army, 1937
Lowest Punting Average (min. 5)	24.5 (6 for 147) by Penn State, 1968

SEASON DEFENSE (TEAM)

RUSHING DEFENSE

Fewest Rushing Attempts Allowed	249 (443 yards), 1940
Fewest Rushing Attempts Per Game	27.7 (249 in 9 games), 1940
Fewest Rushing Yards Allowed	443 (249 attempts), 1940
Fewest Rushing Yards Per Game	49.2 (443 in 9 games), 1940
Fewest Rushing Yards Allowed Per Attempt	1.7 (484 yards in 282 attempts), 1944
Fewest Rushing Touchdowns Allowed	0, 1910
Modern Record	2, 1940

PASS DEFENSE

Fewest Pass Attempts Allowed	94, 1940
Fewest Pass Attempts Allowed Per Game	10.4 (94 in 9 games), 1940
Fewest Pass Completions Allowed	35, 1940
Fewest Pass Completions Allowed Per Game	3.89 (35 in 9 games), 1940
	3.90 (39 in 10 games), 1957
Lowest Completion Percentage	.292 (42 of 144), 1945
Fewest Passing Yards Allowed	387, 1955
Fewest Passing Yards Allowed Per Game	43.0 (387 in 9 games), 1955
Fewest Touchdowns Allowed by Passing	1; 1957, 1955, 1941
Most Interceptions	26, 1945
Highest Percentage Had Intercepted	.181 (26 of 144), 1945

TOTAL DEFENSE

Fewest Total Offense Attempts Allowed	343 (864 yards), 1940
Fewest Total Offense Att. Allowed Per Game	38.1 (343 in 9 games), 1940
Fewest Total Offense Yards Allowed	864 (343 attempts), 1940
Fewest Total Offense Yards Allowed Per Game	96.0 (864 in 9 games), 1940
Fewest Total Offense Yards Allowed Per Attempt	2.5 (343 in 864), 1940

SCORING

Fewest Touchdowns Allowed	0 (9 games), 1910
~ Modern Record	5 (9 games), 1941
Fewest Extra Points Allowed	0 (9 games), 1910
~ Modern Record	2 (9 games), 1941
Fewest Points Allowed	0 (9 games), 1910
~ Modern Record	34 (9 games), 1941

PUNT RETURNS

Fewest Allowed	11, 2013
	11, 2015
Fewest Yards Allowed	34, 1981
Fewest Yards Allowed Per Attempt	1.9 (18 for 34), 1981

PUNTING

Most Opponent Punts	105, 1940
Lowest Opponent Punting Average	32.7 (55 for 1,798), 1956
Most Opponent Punts Blocked	6, 1945

FIRST DOWNS

Fewest Allowed	36, 1940
Fewest Allowed by Rushing	18, 1940
Fewest Allowed by Passing	15, 1945

PENALTIES

Most Against Opponents	87, 1992
Most Yards Opponents Penalized	779, 1982
Most Yards Opponents Penalized Per Game	70.8 (779 in 11), 1982

FUMBLES

Most by Opponents	42, 1956
Most Lost by Opponents	25, 1962

ALL-TIME LEADERS

RUSHING

Career (based on net yards)				
	Carries	Yds.	Avg.	TD
1. Keenan Reynolds, 2012-15	*978	*4,559	4.7	*88
2. Malcolm Perry, 2016-19	614	4,359	7.1	40
3. Napoleon McCallum, 1981-85	908	4,179	4.6	31
4. Chris McCoy, 1995-97	699	3,401	4.9	43
5. Eddie Meyers, 1978-81	589	2,935	5.0	16
6. Kyle Eckel, 2002-04	615	2,906	4.7	25
7. Ricky Dobbs, 2008-10	687	2,665	3.9	49
8. Cleveland Cooper, 1972-74	579	2,582	4.5	17
9. Shun White, 2005-08	261	2,311	*8.9	20
10. Chris Swain, 2012-15	437	2,290	5.2	17

Season				
TD	Carries	Yds.	Avg.	TD
1. Malcolm Perry, 2019	295	*2,017	6.8	21
2. Napoleon McCallum, 1983	*331	1,587	4.8	10
3. Zach Abey, 2017	293	1,413	4.8	19
4. Keenan Reynolds, 2015	265	1,373	5.2	24
5. Chris McCoy, 1997	246	1,370	5.6	20
6. Keenan Reynolds, 2013	300	1,346	4.5	*31
7. Napoleon McCallum, 1985	287	1,327	4.6	14
8. Eddie Meyers, 1981	277	1,318	4.8	8
9. Joe Gattuso Jr., 1977	266	1,292	4.9	6
10. Kyle Eckel, 2003	236	1,249	5.3	10

Game (opponent, year)			Carries	Yds.
1. Shun White (Towson, 2008)			19	*308
2. Malcolm Perry (Army, 2019)			29	304
3. Eddie Meyers (Syracuse, 1981)			*42	298
4. Malcolm Perry (SMU, 2017)			33	282
5. Eddie Meyers (Army, 1979)			*42	278
6. Keenan Reynolds (Georgia Southern, 2014)			30	277
7. Sneed Schmidt (Columbia, 1935)			11	277
8. Chris McCoy (SMU, 1995)			26	273
9. Chris McCoy (Kent State, 1997)			27	268
10. Keenan Reynolds (San Jose State, 2014)			39	251

PASSING

Career (based on yards)						
	A	C	Int.	Pct.	Yds.	TD
1. Jim Kubiak, 1991-94	*969	*558	*47	.576	*6,008	23
2. Bill Byrne, 1984-86	711	381	32	.536	4,582	29
3. Keenan Reynolds, 2012-15	462	242	8	.524	4,001	*31
4. Mike McNallen, 1968-70	818	349	42	.427	3,996	13
5. Bob Leszczynski, 1976-78	542	271	32	.500	3,945	26
6. John Cartwright, 1965-67	601	307	36	.511	3,626	25
7. Roger Staubach, 1962-64	463	292	19	*.631	3,571	18
8. Alton Grizzard, 1987-90	529	247	23	.467	3,492	20
9. Ricky Dobbs, 2008-10	271	147	10	.542	2,770	20
10. Allen Glenn, 1971-73	428	213	29	.498	2,644	16

Season (based on yards)							
	A	C	Int.	Pct.	Yds.	TD	Rtg.
1. Jim Kubiak, 1993	*401	*248	*30	*.618	*2,628	11	117.46
2. Jim Kubiak, 1994	399	211	17	.529	2,388	10	102.90
3. Bill Byrne, 1985	269	151	11	.561	1,694	8	110.66
4. John Cartwright, 1967	241	129	9	.535	1,537	9	111.95
5. Ricky Dobbs, 2010	150	82	6	.547	1,527	*13	*60.78
6. Bill Byrne, 1986	229	121	12	.528	1,463	10	110.43
7. Alton Grizzard, 1990	240	121	14	.504	1,438	12	105.60
8. Will Worth, 2016	117	72	3	.615	1,397	8	*179.27
9. Ricky Williamson, 1983	249	123	11	.494	1,394	8	98.18
10. Mike McNallen, 1968	280	124	19	.443	1,342	6	78.05

Game (based on completions)					
	A	C	Int.	Yds.	TD
1. Bill Byrne (Syracuse, 1985)	52	*37	2	399	2
2. Jim Kubiak (Wake Forest, 1991)	54	36	3	*406	2
3. Jim Kubiak (Louisville, 1993)	51	31	2	300	0
4. Jim Kubiak (Bowling Green, 1993)	34	28	1	317	2
Jim Kubiak (Air Force, 1994)	42	28	0	251	1
6. Jim Kubiak (SMU, 1993)	48	26	1	224	1
Bob Misch (South Carolina, 1985)	44	26	1	307	1
8. Jim Kubiak (Tulane, 1993)	38	25	3	274	2
Jim Kubiak (Virginia, 1994)	*55	25	2	298	0
Roger Staubach (Maryland, 1964)	39	25	2	231	3

Game (based on yardage)					
	A	C	Int.	Yds.	TD
1. Jim Kubiak (Wake Forest, 1991)	54	36	3	*406	2
2. Bill Byrne (Syracuse, 1985)	52	*37	2	399	2
3. Jim Kubiak (Army, 1994)	34	24	3	361	2
4. Bill Byrne (Pittsburgh, 1984)	48	22	4	340	2
5. Jim Kubiak (Bowling Green, 1993)	34	28	1	317	2
6. Keenan Reynolds (Houston, 2015)	16	13	1	312	1
7. Bob Misch (South Carolina, 1985)	44	26	1	307	1
8. Jim Kubiak (Air Force, 1993)	31	22	0	304	1
9. Brian Broadwater (Tulane, 2000)	34	20	2	302	2
10. Jim Kubiak (Louisville, 1993)	51	31	2	300	0

PASS RECEIVING

Career (based on receptions)			
	No.	Yds.	TD
1. Rob Taylor, 1965-67	*129	*1,736	*13
2. Bert Calland, 1971-73	108	1,237	6
3. Kevin Hickman, 1991-94	107	1,178	6
4. Damon Dixon, 1991-94	102	1,176	5
5. Napoleon McCallum, 1981-85	96	796	2
6. Jason Van Matre, 1990-93	93	630	1
7. Jamir Tillman, 2013-16	91	1,626	10
8. Mark Stevens, 1982-84	88	1,156	4
9. Larry Van Loan, 1971-73	83	1,259	7
10. Chris Weiler, 1981-84	79	1,029	8

Season			
	No.	Yds.	TD
1. Rob Taylor, 1967	*61	*818	*6
Bert Calland, 1972	*61	650	2
3. Jason Van Matre, 1993	59	393	1
4. Rob Taylor, 1966	55	727	4
5. Damon Dixon, 1993	51	620	3
Damon Dixon, 1994	51	556	2

INTERCEPTIONS

Career (based on number of interceptions)		
	No.	Yds.
1. John Sturges, 1974-77	*13	114
2. John Weaver, 1952-54	12	*225
Rick Bayer, 1965-67	12	191
4. Charlie Robinson, 1971-73	11	35
5. Sean Andrews, 1995-97	10	59
Gene Ford, 1973-75	10	129

Season (based on number of interceptions)		
	No.	Yds.
1. Sean Andrews, 1995	*8	30
John Sturges, 1977	*8	88
3. John Weaver, 1952	7	*165
Mike Galpin, 1976	7	87
5. Gene Ford, 1975	6	85

13 tied with five interceptions in one season



2023 NAVY FOOTBALL

ALL-TIME LEADERS

PUNT RETURNS

Career (based on average)	No.	Yds.	Avg.
1. Hal Hamberg, 1942-44	31	410	*13.23
2. Pete Williams, 1945-48	35	461	13.17
3. Napoleon McCallum, 1981-85	73	*858	11.80
4. Jerry Dawson, 1987-90	18	197	10.90
5. Bill Busik, 1940-41	42	411	9.80
6. Phil McConkey, 1975-78	*80	736	9.20

Season (based on average)	No.	Yds.	Avg.
1. Bob Craig, 1953	10	168	*16.8
2. Terry Murray, 1967	11	167	15.2
3. Phil McConkey, 1977	19	257	13.5
4. Duncan Ingraham, 1965	10	131	13.1
5. Napoleon McCallum, 1983	21	272	13.0

KICKOFF RETURNS

Career (based on average)	No.	Yds.	Avg.
1. Eric Wallace, 1982-84	22	638	29.0
2. Pat McGrew, 1994-97	19	523	27.5
3. Dishan Romine, 2015-16	24	655	27.3
4. Tony Lane, 2001-2003	34	898	26.4
5. Karlos Whittaker, 2005	21	537	25.6

Season (based on average)	No.	Yds.	Avg.
1. Bob Jenkins, 1944	5	164	*32.8
2. Gee Gee Greene, 2012	6	187	31.2
3. Maquel Haywood, 2021	12	372	*31.0
4. Eric Wallace, 1984	9	268	29.7
5. Pat McGrew, 1997	15	541	29.4
6. Eric Wallace, 1983	13	370	28.5

PUNTING

Career (based on average per punt / minimum 50 punts)	No.	Yds.	Avg.
1. Riley Riethman	89	3,509	43.2
2. John Skaggs, 2000-03	130	4,538	*42.5
3. Alex Barta, 2014-16	63	2,646	42.0
4. Pablo Beltran, 2011-14	*157	*6,535	41.6
Oweb White, 2017-19	134	5,577	41.6
6. Kyle Delahooke, 2008-10	137	5,649	41.2

Season (based on average)	No.	Yds.	Avg.
1. John Skaggs, 2001	48	2,151	*44.8
2. Pablo Beltran, 2014	38	1,678	44.2
3. Riley Riethman, 2022	45	1,970	43.8
Bill Busik, 1941	41	1,797	43.8
4. Pablo Beltran, 2012	44	1,919	43.6

TOTAL OFFENSE

Career (based on average)	Plays	Yds.	Avg.
1. Shun White, 2005-08	261	2,311	*8.9
2. Malcolm Perry	727	5,670	8.1
3. Gee Gee Greene, 2009-12	297	2,123	7.1
4. Will Worth, 2014-16	385	2,605	6.8
5. Lamar Owens, 2002-05	378	2,274	6.0

Season (based on average)	Plays	Yds.	Avg.
1. Malcolm Perry, 2017	140	1,187	*8.5
2. Shun White, 2008	132	1,092	8.3
3. Malcolm Perry, 2019	*381	*3,101	8.1
4. Noah Copeland, 2014	130	952	7.3
5. Gee Gee Greene, 2012	120	877	7.3

FIELD GOALS

Career	FG	Long	-40	40+
1. Steve Fehr, 1979-81	*42-59	50	36-43	6-16
2. Bijan Nichols, 2019-22	36-49	50	23-26	13-23
3. Matt Harmon, 2005-08	33-43	49	26-32	7-11
4. Todd Solomon, 1982-85	30-46	*52	21-28	9-18
Bob Tata, 1976-78	30-46	48	23-32	7-14

Season	FG	Long	-40	40+
1. Matt Harmon, 2009	*19-22	49	14-15	5-7
2. Steve Fehr, 1981	18-25	46	14-15	4-10
3. Tim Shubzda, 1999	17-25	49	13-15	4-10
Steve Fehr, 1980	17-23	50	15-17	2-6
5. Todd Solomon, 1984	15-18	*52	10-11	5-7
David Hills, 2001	15-16	47	10-11	5-5
Bijan Nichols	15-19	50	14-15	1-4

SCORING

Career	TD	Xpt.	FG	Points
1. Keenan Reynolds, 2012-15	*88	1	0	*530
2. Ricky Dobbs, 2008-10	49	1	0	296
3. Chris McCoy, 1995-97	44	0	0	264
4. Bill Ingram, 1916-18	34	59	0	263
5. Malcolm Perry, 2015-19	43	0	0	258

Season	TD	Xpt.	FG	Points
1. Keenan Reynolds, 2013	31	1	0	*188
2. Bill Ingram, 1917	21	48	0	174
3. Ricky Dobbs, 2009	27	0	0	162
4. Will Worth, 2016	25	0	0	150
5. Keenan Reynolds, 2015	24	0	0	144

*Navy record. The 88 touchdowns are also an NCAA record for career total touchdowns and career rushing touchdowns.

Consecutive streak extended over two seasons

% Indicates points came on two-point conversion

LONGEST PLAYS

RUSHING

Player (Opponent, Year)	Yards
1. John Sai (Duke, 1963)	93
2. Malcolm Perry (SMU, 2017)	92
3. Malcolm Perry (Air Force, 2017)	91
3. Pat McGrew (Kent State, 1997)	91
5. Carlino Acie (East Carolina, 2021)	90
Joe Bellino (Virginia, 1960)	90

PASSING

Player (Opponent, Year)	Yards
1. Chris McCoy-Matt Scornavacchi (Tulane, 1995)	87
2. Craig Candeto-Eric Roberts (Central Michigan, 2003)	86
3. Ricky Dobbs-Marcus Curry (Ohio State, 2009)	85
Ricky Dobbs-Greg Jones (Arkansas State, 2010)	85
5. Rob Klemick-Jim Stewart (Miami, Fla., 1961)	83

INTERCEPTIONS

Player (Opponent, Year)	Yards
1. John Raster (Army, 1951)	100
2. Gerald Wilson (VMI, 1997)	95
3. Rashawn King (Pitt, 2008)	91
4. Nick Markoff (William & Mary, 1961)	80
Frank Dattilo (Air Force, 1960)	80
Sammy Boothe (William & Mary, 1941)	80

KICKOFF RETURNS

Player (Opponent, Year)	Yards
1. Maquel Haywood (East Carolina, 2021)	98
Reggie Campbell (Army, 2007)	98
3. Eric Wallace (Air Force, 1984)	97
4. Gee Gee Greene (Arizona State, 2012)	95
Eric Wallace (Army, 1983)	95

PUNT RETURNS

Player (Opponent, Year)	Yards
1. Frank Brady (Maryland, 1951)	100
2. Dick Pariseau (Boston College, 1959)	80
3. Mike Lettieri (Georgia Tech, 1968)	79
4. John Weaver (William & Mary, 1953)	76

FIELD GOALS

Player (Opponent, Year)	Yards
1. Jon Teague (Delaware, 2011)	54
2. Todd Solomon (Princeton, 1984)	52
3. Joey Bullen (Army, 2007)	51
4. Joe Buckley (Wake Forest, 2009)	50
Steve Fehr (Army, 1980)	50
Bijan Nichols (Temple, 2020)	50
Bijan Nichols (SMU, 2021)	50

PUNTS

Player (Opponent, Year)	Yards
1. Emmett Wood (William & Mary, 1939)	79
2. Bill Busik (Army, 1941)	77
3. Tom Moore (Boston College, 1970)	74
Dave Church (Penn State, 1966)	74
Dick Guest (Stanford, 1954)	74

FUMBLE RETURNS

Player (Opponent, Year)	Yards
1. Wyatt Middleton (Army, 2010)	98



2023 NAVY FOOTBALL

YEAR-BY-YEAR STATISTICAL LEADERS

RUSHING

Year	Name	Rushes	Yds.
2022	Daba Fofana	186	769
2021	Isaac Ruoss	166	641
2020	Nelson Smith	128	645
2019	Malcolm Perry	295	2,017
2018	Malcolm Perry	172	1,087
2017	Zach Abey	293	1,413
2016	Will Worth	264	1,198
2015	Keenan Reynolds	265	1,373
2014	Keenan Reynolds	250	1,191
2013	Keenan Reynolds	300	1,346
2012	Gee Gee Greene	120	877
2011	Kriss Proctor	211	914
2010	Ricky Dobbs	266	967
2009	Ricky Dobbs	315	1,203
2008	Shun White	132	1,092
2007	Eric Kettani	152	880
2006	Adam Ballard	154	792
2005	Lamar Owens	213	880
2004	Kyle Eckel	235	1,147
2003	Kyle Eckel	236	1,249
2002	Craig Candeto	177	775
2001	Brian Madden	217	905
2000	Brian Broadwater	151	597
1999	Brian Madden	180	897
1998	Brian Broadwater	162	679
1997	Chris McCoy	246	1,370
1996	Chris McCoy	268	1,228
1995	Chris McCoy	168	803
1994	Monty Williams	74	215
1993	Jason Van Matre	88	428
1992	Jason Van Matre	188	632
1991	Jason Van Matre	141	544
1990	Jason Pace	136	565
1989	Alton Grizzard	190	626
1988	Alton Grizzard	190	633
1987	Alton Grizzard	152	519
1986	Chuck Smith	190	933
1985	Napoleon McCallum	287	1,327
1984	Rich Clouse	134	557
1983	Napoleon McCallum	331	1,587
1982	Napoleon McCallum	165	739
1981	Eddie Meyers	277	1,318
1980	Eddie Meyers	204	957
1979	Eddie Meyers	106	651
1978	Steve Callahan	175	766
1977	Joe Gattuso Jr.	266	1,292
1976	Joe Gattuso Jr.	142	591
1975	Bob Jackson	184	849
1974	Cleveland Cooper	166	638
1973	Cleveland Cooper	221	898
1972	Cleveland Cooper	192	1,046
1971	Dan Howard	118	411
1970	Andy Pease	92	399
1969	Dan Pike	117	329
1968	Dan Pike	123	500
1967	Jeri Balsly	159	559
1966	Terry Murray	171	663
1965	Terry Murray	117	391
1964	Kip Paskewich	65	363
1963	Pat Donnelly	99	603
1962	Pat Donnelly	102	338
1961	John Sai	95	472
1960	Joe Bellino	168	834
1959	Joe Bellino	99	564

1958	Joe Matalavage	40	271
1957	Harry Hurst	112	634
1956	Ned Oldham	90	393
1955	Ned Oldham	86	404
1954	Joe Gattuso Sr.	88	636
1953	Joe Gattuso Sr.	98	412
1952	Fred Franco	163	691
1951	Fred Franco	103	369
1950	Frank Hauff	113	443
1949	Dave Bannerman	110	416
1948	Pete Williams	57	269
1947	Bill Hawkins	111	507
1946	Pete Williams	85	353
1945	Clyde Scott	62	334
1944	Bobby Jenkins	111	527
1943	Hillis Hume	87	463
1942	Gordon Studer	57	225
1941	Bill Busik	124	609
1940	Bill Busik	114	466
1939	Louis Mayo	51	221
1938	Emmett Wood	126	550

PASSING

Year	Name	Att.	Comp.	Yds.	TD
2022	Tai Lavatai	91	42	785	5
2021	Tai Lavatai	61	34	449	5
2020	Dalen Morris	33	65	579	3
2019	Malcolm Perry	86	48	1084	7
2018	Garret Lewis	74	33	479	2
2017	Zach Abey	72	31	805	7
2016	Will Worth	117	72	1,397	8
2015	Keenan Reynolds	115	61	1,203	8
2014	Keenan Reynolds	111	52	843	6
2013	Keenan Reynolds	128	68	1,057	8
2012	Keenan Reynolds	108	61	898	9
2011	Kriss Proctor	52	103	787	7
2010	Ricky Dobbs	150	82	1,527	13
2009	Ricky Dobbs	105	56	1,031	6
2008	Kaheaku-Enhada	35	18	305	3
2007	Kaheaku-Enhada	98	55	952	8
2006	Kaheaku-Enhada	48	23	384	5
2005	Lamar Owens	122	63	1,299	6
2004	Aaron Polanco	114	61	1,131	8
2003	Craig Candeto	131	64	1,140	7
2002	Craig Candeto	103	51	843	5
2001	Brian Madden	145	62	902	4
2000	Brian Broadwater	137	73	858	3
1999	Brian Broadwater	107	50	806	4
1998	Brian Broadwater	98	47	838	7
1997	Chris McCoy	135	69	1,203	11
1996	Chris McCoy	109	49	759	6
1995	Ben Fay	144	73	869	3
1994	Jim Kubiak	399	211	2,388	10
1993	Jim Kubiak	401	248	2,628	11
1992	Jason Van Matre	151	72	955	6
1991	Jim Kubiak	154	93	957	2
1990	Alton Grizzard	240	121	1,438	12
1989	Alton Grizzard	147	67	1,109	4
1988	Gary McIntosh	81	35	504	2
1987	Alton Grizzard	73	30	490	2
1986	Bill Byrne	229	121	1,463	10
1985	Bill Byrne	269	151	1,694	8
1984	Bill Byrne	213	109	1,425	11
1983	Rick Williamson	249	123	1,394	8
1982	Marco Pagnanelli	169	98	1,133	7
1981	Marco Pagnanelli	140	80	1,010	1

1980	Fred Reitzel	163	76	908	7
1979	Bob Powers	154	65	983	7
1978	Bob Leszczynski	161	77	1,282	9
1977	Bob Leszczynski	223	110	1,509	8
1976	Bob Leszczynski	158	84	1,154	9
1975	Phil Poirier	104	49	729	3
1974	Phil Poirier	143	58	656	2
1973	Al Glenn	207	101	1,295	9
1972	Fred Stuvek	109	54	583	1
1971	Fred Stuvek	186	92	1,125	6
1970	Mike McNallen	234	105	1,342	3
1969	Mike McNallen	304	120	1,312	4
1968	Mike McNallen	280	124	1,342	6
1967	John Cartwright	241	129	1,537	9
1966	John Cartwright	188	96	1,146	10
1965	John Cartwright	172	82	943	6
1964	Roger Staubach	204	119	1,131	4
1963	Roger Staubach	161	107	1,474	7
1962	Roger Staubach	98	67	966	7
1961	Ron Klemick	183	84	1,035	6
1960	Hal Spooner	111	65	805	8
1959	Jim Maxfield	123	55	711	3
1958	Joe Tranchini	118	67	837	10
1957	Tom Forrestal	183	93	1,270	8
1956	Tom Forrestal	106	57	808	5
1955	George Welsh	150	94	1,319	8
1954	George Welsh	95	47	603	8
1953	George Welsh	82	39	489	4
1952	Bob Cameron	76	34	456	3
1951	Bob Zastrow	108	37	486	1
1950	Bob Zastrow	190	80	1,137	3
1949	Bob Zastrow	178	74	1,126	9
1948	Reaves Baysinger	110	45	553	0
1947	Bob Horne	83	45	620	2
1946	Reaves Baysinger	47	15	269	1
1945	Bob Hoernschmeyer	58	27	368	4
1944	C.B. Smith	45	19	NA	NA
1943	Hal Hamberg	90	35	509	8
1942	Hal Hamberg	60	16	238	2
1941	Bill Busik	46	15	244	0
1940	Bill Busik	82	29	394	0
1939	Bob Leonard	52	20	302	0
1938	Lemuel Cooke	122	63	815	0

RECEIVING

Year	Name	Rec.	Yds.	TD
2022	Jayden Umbarger	16	265	2
2021	Mychal Cooper	11	219	2
	Chance Warren	11	199	3
2020	Mark Walker	13	175	0
2019	Mychal Cooper	18	380	2
2018	Taylor Jackson	13	222	1
2017	Tyler Carmona	14	381	4
2016	Jamir Tillman	40	631	2
2015	Jamir Tillman	29	597	5
2014	Jamir Tillman	20	386	3
2013	DeBrandon Sanders	13	223	1
	Casey Bolena	13	164	0
2012	Brandon Turner	22	321	4
2011	Brandon Turner	14	300	3
2010	Greg Jones	33	662	5
2009	Marcus Curry	10	287	3
	Bobby Doyle	10	198	1
2008	Tyree Barnes	20	400	2
2007	Reggie Campbell	13	242	4
2006	Jason Tomlinson	16	195	2



2023 NAVY FOOTBALL

YEAR-BY-YEAR STATISTICAL LEADERS

2005	Jason Tomlinson	25	445	1
2004	Jason Tomlinson	16	273	1
2003	Eric Roberts	20	493	5
2002	Eric Roberts	17	429	2
2001	Jeff Gaddy	24	365	2
2000	Brandon Rampani	22	324	1
1999	Matt O'Donnell	22	347	0
1998	Ryan Read	17	433	6
1997	Pat McGrew	18	407	3
1996	Astor Heaven	19	396	2
1995	Cory Schenm	25	327	1
1994	Damon Dixon	51	556	2
1993	Jason Van Matre	59	393	1
1992	Tom Pritchard	30	404	4
1991	Tom Pritchard	35	569	2
1990	Jerry Dawson	46	649	5
1989	Shane Smith	23	356	1
1988	Carl Jordan	29	511	4
1987	Don Hughes	13	261	1
1986	Mike Ray	30	403	2
1985	Napoleon McCallum	44	358	1
1984	Chris Weiler	44	711	6
1983	Mark Stevens	41	483	3
1982	Bill Cebak	26	415	3
1981	Greg Papajohn	35	517	1
1980	Curt Gainer	24	340	3
1979	Dave Dent	17	269	3
1978	Phil McConkey	22	532	6
1977	Phil McConkey	34	596	4
1976	Dave King	27	443	2
1975	Kevin Sullivan	19	336	1
1974	Robin Ameen	26	403	2
1973	Larry Van Loan	33	542	4
1972	Bert Calland	61	650	2
1971	Larry Van Loan	41	589	3
1970	Mick Barr	34	403	1
1969	Mick Barr	19	189	0
1968	Bill Newton	29	358	0
1967	Rob Taylor	61	818	6
1966	Rob Taylor	55	727	4
1965	Phil Norton	35	429	0
1964	Ed "Skip" Orr	31	299	0
1963	Ed "Skip" Orr	25	321	1
1962	Jim Stewart	24	399	1
1961	Jim Stewart	23	498	3
1960	Jim Luper	22	307	2
1959	Dick Pariseau	20	228	1
1958	Joe Bellino	19	240	2
1957	Pete Jokanovich	32	386	0
1956	Earle Smith	14	151	1
1955	Ron Beagle	30	451	4
1954	Ron Beagle	23	262	3
1953	Ron Beagle	14	146	1
1952	Dean Smith	11	115	0
1951	Dean Smith	9	141	2
1950	Bill Wilson	15	266	1
1949	Bill Wilson	15	250	1
1948	Phil Ryan	12	163	0
1947	Arthur Markel	21	235	1
1946	Pete Williams	12	171	2
1945	Dick Duden	14	200	NA
1944	Leon Bramlett	10	145	NA
1943	Hillis Hume	13	194	2
1942	Ben Martin	11	126	2
1941	Sammy Boothe	6	103	0
1940	Bob Zoeller	9	92	0

1939	Ulmont Whitehead	8	123	0
1938	Lucien Powell	NA	312	0

PUNT RETURNS

Year	Name	No.	Yds.	Avg.
2022	Amin Hassan	15	132	8.8
2021	Chance Warren	13	138	10.6
2020	Mark Walker	9	25	2.8
2019	Garrett Winn	14	104	7.4
2018	Jacob Springer	12	98	8.2
2017	Craig Scott	8	58	7.2
2016	Calvin Cass Jr.	9	83	9.2
2015	DeBrandon Snaders	6	44	7.3
2014	DeBrandon Sanders	7	30	4.3
2013	Shawn Lynch	10	74	7.4
2012	Shawn Lynch	11	103	9.4
2011	Matt Aiken	10	50	5.0
2010	Gary Myers	13	70	5.4
2009	Mario Washington	14	89	6.4
2008	Mario Washington	10	62	6.2
2007	Reggie Campbell	11	157	14.3
2006	Jason Tomlinson	18	116	6.4
2005	Jason Tomlinson	11	89	8.1
2004	Jason Tomlinson	22	162	7.4
2003	Jason Tomlinson	19	146	7.7
2002	Mike McClravy	12	44	3.7
2001	Gene Reese	9	97	10.8
2000	Billy Hubbard	30	156	5.2
1999	Billy Hubbard	35	259	7.4
1998	Ryan Read	20	97	4.8
1997	Mark Mill	24	170	7.1
1996	Ross Scott	10	110	11.0
1995	Matt Scornavacchi	16	64	4.0
1994	Damon Dixon	29	188	6.5
1993	Damon Dixon	28	251	9.0
1992	Michael Jefferson	14	64	4.6
1991	B. J. Mason	6	42	7.0
	Chad Chatlos	6	42	7.0
1990	Jerry Dawson	18	197	10.9
1989	Dave Lerch	18	130	7.2
1988	Dave Lerch	17	117	6.9
1987	Dave Lerch	17	99	5.8
1986	Marc Firlie	29	197	6.8
1985	Napoleon McCallum	18	157	8.7
1984	Steve Brady	8	60	7.5
1983	Napoleon McCallum	21	272	13.0
1982	Napoleon McCallum	32	379	11.8
1981	Jeff Shoemake	11	62	5.6
1980	Steve Callahan	18	118	6.6
1979	Jon Ross	21	75	3.6
1978	Phil McConkey	19	175	9.2
1977	Phil McConkey	19	257	13.5
1976	Phil McConkey	27	190	7.0
1975	Mike Galpin	17	76	4.5
1974	Robin Ameen	16	71	4.4
1973	Mike Phillips	22	135	6.1
1972	Bert Calland	14	98	7.0
1971	Tom Moore	10	39	3.9
1970	Bob Elfein	7	50	7.1
1969	Steve Dmetruk	22	133	6.0
1968	Mike Lettieri	10	123	12.3
1967	Terry Murray	11	167	15.1
1966	Terry Murray	17	102	6.0
1965	Jim Angel	13	138	10.6
1964	Ed "Skip" Orr	17	135	7.9
1963	Bob Sutton	10	59	5.9

1962	Bob Sutton	17	124	7.2
1961	Bob Sutton	14	159	11.3
1960	John Prichard	6	32	5.3
1959	Joe Bellino	6	123	20.5
	Bob Correll	6	74	12.3
1958	5 players with 3			
1957	Ned Oldham	13	131	10.0
1956	Paul Gober	8	79	9.9
1955	Chet Burchett	12	38	3.1
1954	Bob Craig	11	96	8.7
1953	Bob Craig	10	168	16.8
1952	Frank Brady	20	127	6.4
1951	Frank Brady	13	183	14.1
1950	Bill Powers	18	197	10.9
1949	Duff Arnold	5	37	7.4
	Tony Bartuska	5	55	11.0
1948	Pete Williams	9	157	17.4
1947	Bob Schwoeffermann	15	147	9.8
1946	Pete Williams	14	158	11.3
1945	Clyde Scott	14	133	9.5
1944	Hal Hamberg	11	114	10.4
1943	Hal Hamberg	11	156	14.2
1942	Hal Hamberg	9	140	15.6
1941	Bill Busik	16	131	8.2
1940	Bill Busik	26	280	10.8
1939	Bob Leonard	10	101	10.1

SCORING

Year	Name	TD	XP	FG	Pts.
2022	Daniel Davies	0	19-19	10-16	49
2021	Bijan Nichols	0	28-28	15-19	73
2020	Nelson Smith	8	0	0	48
2019	Malcolm Perry	21	0	0	126
2018	Zach Abey	15	0	0	90
2017	Zach Abey	20	0	0	120
2016	Will Worth	25	0	0	150
2015	Keenan Reynolds	24	0	0	144
2014	Keenan Reynolds	23	0	0	138
2013	Keenan Reynolds	31	1	0	188
2012	Nick Sloan	0	41-41	10-15	71
2011	Kriss Proctor	14	0	0	84
2010	Ricky Dobbs	14	1	0	86
2009	Ricky Dobbs	27	0	0	162
2008	Matt Harmon	0	38	19	95
2007	Kaheaku-Enhada	12	2	0	76
	Joey Bullen	0	43	11	76
2006	Matt Harmon	0	37	8	61
2005	Joey Bullen	0	52	9	79
2004	Aaron Polanco	16	0	0	96
2003	Craig Candeto	16	0	0	96
2002	Craig Candeto	16	0	0	96
2001	David Hills	0	16	15	61
2000	David Hills	0	17	9	44
1999	Tim Shubzda	0	37	17	88
1998	Tom Vanderhorst	0	27	6	45
1997	Chris McCoy	20	0	0	120
1996	Chris McCoy	17	0	0	102
1995	Chris McCoy	7	0	0	42
1994	Monty Williams	8	0	0	48
1993	Brad Stramanak	10	0	0	60
1992	Tim Rogers	0	15	6	33
1991	Brad Stramanak	5	0	0	30
1990	Frank Schenk	0	24	7	45
1989	Frank Schenk	0	13	12	49
1988	Ted Fundoukos	0	21	10	51
1987	Ted Fundoukos	0	12	10	42



YEAR-BY-YEAR STATISTICAL LEADERS

1986	Chuck Smith	12	0	0	72
1985	Napoleon McCallum	15	0	0	90
1984	Todd Solomon	0	20	15	65
1983	Napoleon McCallum	11	0	0	66
1982	Steve Young	0	18	6	36
1981	Steve Fehr	0	22	18	76
1980	Steve Fehr	0	24	17	75
1979	Steve Fehr	0	17	7	38
1978	Bob Tata	0	25	14	67
1977	Bob Tata	0	26	9	53
1976	Joe Gattuso Jr.	8	0	0	48
1975	Larry Muczynski	0	24	13	63
1974	Steve Dykes	0	11	6	29
1973	Cleveland Cooper	12	2	0	74
1972	Dan Howard	7	2	0	44
1971	Andy Pease	4	4	0	28
1970	Roger Lanning	0	12	5	27
1969	Ron Marchetti	4	0	0	24
1968	Mike McNallen	4	2	0	26
1967	John Church	0	17	8	41
1966	Terry Murray	6	0	0	36
1965	Terry Murray	5	0	0	30
1964	Kip Paskewich	5	2	0	32
1963	John Sai	10	0	0	60
1962	Roger Staubach	7	0	0	42
1961	Greg Mather	1	22	11	61
1960	Joe Bellino	18	2	0	110
1959	Joe Bellino	8	0	0	48
1958	Joe Bellino	5	5	0	40
1957	Ned Oldham	8	21	0	69
1956	Ned Oldham	7	11	0	53
1955	Dick Guest	6	2	0	38
1954	Joe Gattuso Sr.	9	1	0	55
1953	Phil Monahan	5	0	0	30
1952	Fred Franco	5	0	0	30
1951	Dean Smith	4	0	0	24
1950	Bob Zastrow	5	0	0	30
1949	Roger Drew	0	19	0	19
1948	Bill Hawkins	4	0	0	24
1947	Bill Hawkins	5	1	0	31
1946	Bill Hawkins	6	14	0	50
1945	Clyde Scott	7	0	0	42
1944	Clyde Scott	6	0	0	36
1943	Joe Finos	3	15	0	33
1942	Ben Martin	3	0	0	18
	Hillis Hume	3	0	0	18
1941	Howie Clark	6	0	0	36
1940	Wesley Gebert	2	0	0	12
	Howie Clark	2	0	0	12
	Alan Cameron	2	0	0	12
	Bill Busik	2	0	0	12
1939	Bob Leonard	2	3	1	18
1938	Emmett Wood	6	9	0	45
1937	Emmett Wood	6	6	0	42
1936	Bill Ingram	4	7	1	34
1935	John Schmidt	8	0	0	48
1934	Buzz Borries	10	0	0	60
1933	Buzz Borries	5	0	0	30
1932	Gordon Chung-Hoon	4	0	0	24
1931	Harry Tschirgi	4	0	0	24
1930	Lou Kirn	6	0	0	36
1929	Joe Clifton	5	1	0	31
1928	Charles Maure	5	0	0	30
1927	Whitey Lloyd	9	0	0	54
1926	Howard Caldwell	7	0	0	42
	Tom Hamilton	1	18	6	42
1925	Allen Shapley	6	8	0	42

KICKOFF RETURNS

Year	Name	No.	Yds.	Avg.
2022	Maquel Haywood	17	306	18.0
2021	Maquel Haywood	12	372	31.0
2020	Chance Warren	8	173	21.6
2019	Chance Warren	6	119	19.8
2018	Malcolm Perry	7	173	24.7
2017	Malcolm Perry	13	318	24.5
2016	Dishan Romine	28	698	24.9
2015	Dishan Romine	24	655	27.3
2014	Demond Brown	17	336	19.8
2013	Marcus Thomas	24	564	23.5
2012	Marcus Thomas	21	483	23.0
2011	Marcus Thomas	33	728	22.1
2010	Marcus Thomas	26	563	21.7
2009	Gee Gee Greene	33	607	18.4
2008	Greg Jones	11	189	17.2
2007	Reggie Campbell	40	1,098	27.5
2006	Reggie Campbell	17	357	21.0
2005	Karlos Whittaker	21	537	25.6
2004	Jeremy McGown	15	309	20.6
2003	Jeremy McGown	14	316	22.6
2002	Tony Lane	22	484	22.0
2001	Tony Lane	34	898	26.4
2000	Rashad Jamal	28	535	19.1
1999	John Vereen	26	550	21.2
1998	John Vereen	20	372	18.6
1997	Pat McGrew	15	441	29.4
1996	Enrico Hunter	22	474	21.5
1995	Neal Plaskonos	13	275	21.2
1994	Michael Jefferson	38	820	21.6
1993	Billy James	34	715	21.0
1992	Michael Jefferson	33	723	21.9
1991	Cleavon Smith	12	257	21.4
	David Owens	12	202	16.8
1990	Jerry Dawson	30	531	17.7
1989	B.J. Mason	25	481	19.2
1988	Luther Archer	22	452	20.5
1987	Jason Pace	16	305	19.1
1986	Vernon Wallace	17	344	20.2
1985	Napoleon McCallum	20	488	24.4
1984	Eric Wallace	9	268	29.7
	Rich Clouse	9	160	17.7
1983	Napoleon McCallum	17	360	21.2
1982	Napoleon McCallum	16	332	20.8
1981	Tim Jackson	12	228	19.0
1980	Jon Ross	7	143	20.4
1979	Jon Ross	10	215	21.5
1978	Sandy Jones	8	211	26.3
1977	Phil McConkey	14	231	16.5
1976	Gregg Milo	12	199	16.6
1975	Mike Galpin	15	288	19.2
1974	Ike Owens	8	120	15.0
1973	Ike Owens	18	452	25.1
1972	Ike Owens	12	210	17.5
1971	Jack Forde	22	511	23.2
1970	Bob Elfein	32	760	23.8
1969	Dan Pike	15	301	20.0
1968	Mike Lettieri	11	255	23.1
1967	Terry Murray	12	261	21.7
1966	Terry Murray	17	295	17.3
1965	Duncan Ingraham	11	243	22.0
1964	Tom Leiser	15	293	19.5
1963	John Sai	10	216	21.6
1962	John Sai	14	308	22.0
1961	Jim Stewart	8	171	21.3

1960	Joe Bellino	13	286	22.0
1959	Joe Bellino	6	88	14.6
1958	Dick Dagampat	7	95	13.5
1957	Ned Oldham	7	138	19.7
1956	Paul Gober	5	104	20.8
1955	Dick Guest	4	86	21.5
1954	Jack Garrow	4	99	24.8
1953	Phil Monahan	5	125	25.0
1952	Six players tied with	3		
1951	Fred Franco	6	108	18.0
1950	Frank Brady	5	105	21.0
1949	Henry Arnold	9	186	20.7
1948	Pete Williams	11	176	16.0
1947	Ben Moore	9	196	21.8
1946	Pete Williams	7	113	16.1
1945	Pete Williams	NA	83	NA
1944	Bobby Jenkins	5	164	32.8
1943	Hal Hamberg	NA	119	NA
1942	Alan Cameron	5	135	27.0
1941	Not available	NA	NA	NA
1940	Not available	NA	NA	NA
1939	Tom Blount	4	117	29.3

INTERCEPTIONS

Year	Name	No.	Yds.
2022	Elias Larry	2	3
2021	Seven Players Tied	1	NA
2020	John Marshall	1	12
	Evan Fochtman	1	9
	Cameron Kinley	1	4
2019	Chelen Garnes	2	0
	Evan Fochtman	2	5
	Kevin Brennan	2	10
2018	Jarid Ryan	3	4
2017	Micah Thomas	3	55
2016	Josiah Powell	2	34
	Tyrus Wooten	2	0
2015	Brendon Clements	4	17
2014	Daniel Gonzales	3	134
	George Jamison	3	47
	Parrish Gaines	3	39
2013	Parrish Gaines	3	33
	Chris Johnson	3	39
	Brendon Clements	3	0
2012	Matt Warrick	3	12
2011	4 players tied	2	NA
2010	7 players tied	1	NA
2009	Wyatt Middleton	4	69
2008	Kelric Buffin	3	0
	Rashawn King	3	91
2007	Kelric Buffin	4	53
2006	Jeremy McGown	3	21
2005	Keenan Little	2	0
	Greg Thrasher	2	16
	Greg Sudderth	2	16
2004	Hunter Reddick	3	8
	DuJuan Price	3	58
2003	Josh Smith	4	53
	Eddie Carthan	4	61
2002	Josh Smith	2	69
2001	Matt Brooks	2	16
	Paul Clarkson	2	23
2000	Chris Lepore	5	22
1999	Davede Alexander	3	18
1998	Mike Wiedl	2	0
	Adam Crecion	2	4

YEAR-BY-YEAR STATISTICAL LEADERS

1997	Gerald Wilson	3	96
1996	Rashad Smith	4	93
1995	Sean Andrews	8	30
1994	Chris Hart	2	49
	Andy Thompson	2	17
1993	Chris Hart	3	0
1992	Chad Chatlos	4	13
1991	Chad Chatlos	5	68
1990	Bill Yancey	5	40
1989	Bob Weissenfels	3	0
1988	Bob Weissenfels	2	0
1987	Larry Dickinson	4	46
1986	Marc Firlie	2	0
	Tom Doman	2	61
1985	Vince McBeth	3	43
1984	Marc Firlie	5	79
1983	Andy Ponseigo	5	28
	Steve Brady	5	145
	Eric Wallace	5	26
1982	Brian Cianella	4	18
1981	Jeff Shoemaker	5	17
1980	Elliott Reagans	5	25
1979	Mike Kronzer	3	21
1978	Fred Reitzel	5	23
1977	John Sturges	8	88
1976	Mike Galpin	7	87
1975	Gene Ford	6	85
1974	Gene Ford	3	29
	John Sturges	3	15
1973	Charlie Robinson	3	14
1972	Pat Virtue	4	31
1971	Charlie Robinson	5	23
1970	Mark Schickner	5	46
1969	Oz Fretz	2	11
	Steve Dmetruk	2	3
1968	Jeff Lammers	3	6
1967	Rick Bayer	5	80
1966	Rick Bayer	5	98
1965	Jim Angel	3	0
	Bernie George	3	27
1964	Ed "Skip" Orr	4	11
	Duncan Ingraham	4	92
1963	Steve Moore	3	25
1962	Bob Sutton	3	18
1961	Bob Sutton	4	26
1960	Joe Bellino	2	47
	John Prichard	2	18
1959	Dick Pariseau	3	61
	Joe Bellino	3	37
1958	Jim Maxfield	3	27
1957	Ned Oldham	3	49
	Tom Forrestal	3	21
1956	Harry Hurst	4	20
1955	George Welsh	3	8
1954	John Weaver	4	44
1953	John Hopkins	3	91
1952	John Weaver	7	165
1951	Frank Hauff	2	38
	Frank Brady	2	25
1950	Bill Powers	4	20
	John Gurski	4	89
	Ted Kukowski	4	36
1949	3 players with	1	NA
1948	Pete Williams	1	5
	Bill Hawkins	1	1
1947	Reaves Baysinger	4	NA

1946	Pete Williams	4	24
1945	Clyde Scott	4	108
1944	Not available	NA	NA
1943	Hillis Hume	3	22
1942	Hillis Hume	3	33
1941	Not available	NA	NA
1940	Not available	NA	NA
1939	Not available	NA	NA
1938	Emmett Wood	4	40

BOLD CAPS returning players

TACKLES

Year	Name	No.
2022	John Marshall	96
2021	Diego Fagot	94
2020	Diego Fagot	72
2019	Diego Fagot	100
2018	Taylor Heflin	107
2017	Micah Thomas	81
2016	Micah Thomas	107
2015	Lorentez Barbour	74
2014	Jordan Drake	109
2013	Cody Peterson	142
2012	Matt Warrick	93
2011	Matt Warrick	103
2010	Tyler Simmons	131
2009	Ross Pospisil	107
2008	Ross Pospisil	106
2007	Irv Spencer	95
2006	Rob Caldwell	109
2005	Rob Caldwell	140
2004	Josh Smith	119
2003	Josh Smith	108
2002	Josh Smith	127
2001	Lenter Thomas	98
2000	Chris Lepore	109
1999	Chris Lepore	127
1998	Jamie Doffermyre	127
1997	Gervy Alota	105
1996	Clint Bruce	125
1995	Clint Bruce	117
1994	Andy Thompson	112
1993	Javier Zuluaga	144
1992	Javier Zuluaga	146
1991	Chad Chatlos	106
1990	Bill Bowling	109
1989	Bob Weissenfels	109
1988	Bob Weissenfels	94
1987	Mark Pimpo	139
1986	Vince McBeth	154
1985	Jim Dwyer	121
1984	Jim Dwyer	127
1983	Andy Ponseigo	135
1982	Andy Ponseigo	169
1981	Andy Ponseigo	152
1980	Mike Kronzer	148
1979	Mike Kronzer	139
1978	Tom Paulk	117
1977	Pfunandre Redvict	91
	Bob DeStafney	91
1976	Jeff Sapp	143
1975	Andy Bushak	100
1974	Chet Moeller	118
1973	Andy Bushak	80
1970	Chuck Voith	147

Tackles not kept prior to 1970



ADDITIONAL STATISTICS

TOP-50 RUSHING GAMES (SINCE 1948)

Yds.	Opponent	Date	Yds.	Opponent	Date	Yds.	Opponent	Date
1. 572	North Texas	11-10-07	20. 469	Tulsa	11-21-15	39. 427	Fordham	9-3-16
2. 569	Cincinnati	9-23-17	21. 467	Kent State	9-19-98	40. 424	SMU	9-9-95
3. 563	Kent State	11-22-97	467	Colorado State	12-22-05	424	Air Force	10-7-78
4. 559	SMU	11-11-17	23. 464	Connecticut	9-30-06	42. 423	San Jose State	10-25-14
5. 558	Towson	8-30-08	24. 463	Wake Forest	10-26-96	43. 422	Dartmouth	10-4-86
6. 530	Central Michigan	11-22-03	25. 455	Tulsa	10-8-22	44. 421	Tulsa	9-30-17
7. 521	East Carolina	11-6-10	26. 452	Virginia	10-28-17	421	Army	12-07-02
521	Ball State	9-15-07	27. 451	Hawai'i	11-20-99	421	Southern Miss	10-8-11
9. 515	Colgate	10-17-98	28. 447	Memphis	10-22-16	47. 420	Temple	11-19-06
10. 513	Columbia	11-13-54	447	Houston	11-30-19	48. 419	Toledo	10-19-13
11. 512	East Carolina	10-27-12	30. 444	Indiana	9-7-13	49. 418	Tulane	11-5-05
12. 496	SMU	11-26-16	31. 438	Delaware	11-9-96	50. 417	Tulane	11-13-99
13. 490	Army	12-3-05	32. 437	Central Michigan	11-13-10	417	Pitt	12-28-15
14. 487	Temple	9-6-14	33. 435	Duke	11-4-06			
15. 484	Lehigh	9-15-18	34. 434	USF	10-19-20			
16. 480	East Carolina	11-19-16	35. 432	San Jose State	11-22-13			
17. 476	Rutgers	11-20-04	36. 428	Pennsylvania	10-17-87			
18. 471	Air Force	10-7-17	428	USF	10-31-15			
471	Rice	10-10-09	428	Holy Cross	8-31-19			

TWO PLAYERS WITH 100+YARDS RUSHING IN A GAME (SINCE 1948)

Date	Players (Att.-Yds.)	Opponent	Date	Players (Att.-Yds.)	Opponent	Date	Players (Att.-Yds.)	Opponent
11-18-50	David Bannerman (26-155)	Columbia	11-20-99	Brian Madden (29-150)	Hawai'i	9-22-12	Noah Copeland (20-126)	VMI
	Frank Hauff (24-123)			Raheem Lambert (18-120)			Trey Miller (17-116)	
11-17-51	Dean Smith (17-124)	Columbia	9-27-03	Kyle Eckel (18-104)	Rutgers	11-10-12	Gee Gee Greene (16-150)	Troy
	Victor Vine (16-105)			Eric Roberts (9-125)			Keenan Reynolds (21-130)	
1-1-55	Joe Gattuso Sr. (16-111)	Rice	11-01-03	Kyle Eckel (26-120)	Tulane	9-7-13	Keenan Reynolds (32-127)	Indiana
	John Weaver (16-106)			Craig Candeto (18-140)			Darius State (9-106)	
9-28-57	Harry Hurst (9-137)	William & Mary	11-22-03	Kyle Eckel (18-167)	Central Michigan	9-27-14	Keenan Reynolds (24-121)	Western Kentucky
	Ned Oldham (11-103)			Craig Candeto (13-150)			Noah Copeland (5-104)	
10-11-63	Pat Donnelly (15-109)	SMU	12-22-05	Adam Ballard (15-129)	Colorado State	11-28-14	Keenan Reynolds (10-119)	South Alabama
	Roger Staubach (18-107)			Reggie Campbell (16-116)			Noah Copeland (17-112)	
10-27-73	Cleveland Cooper (26-123)	Pittsburgh	9-16-06	Adam Ballard (26-120)	Stanford	9-19-15	Keenan Reynolds (24-142)	East Carolina
	Robert Jackson (18-101)			Reggie Campbell (13-110)			Chris Swain (29-123)	
12-1-73	Ed Gilmore (12-123)	Army	9-30-06	Brian Hampton (27-182)	Connecticut	10-31-15	Keenan Reynolds (26-117)	USF
	Cleveland Cooper (18-102)			Reggie Campbell (5-101)			Chris Swain (23-131)	
11-29-75	Robert Jackson (25-133)	Army	10-7-06	Adam Ballard (27-134)	Air Force		Dishan Romine (6-115)	
	Gerry Goodwin (18-114)			Brian Hampton (22-105)		12-28-15	Keenan Reynolds (24-144)	Pittsburgh
10-10-81	Eddie Meyers (38-179)	Air Force	11-4-06	Kaipo-Noa Kaheaku-Enhada (19-114)	Duke		Chris Swain (27-114)	
	Marco Pagnanelli (16-106)			Adam Ballard (27-103)		11-19-16	Will Worth (28-159)	East Carolina
10-15-83	Napoleon McCallum (37-229)	Princeton	11-18-06	K. Kaheaku-Enhada (19-140)	Temple		Shawn White (11-150)	
	Bryan Caraveo (25-122)			Shun White (7-114)		11-26-16	Zach Abey (7-111)	SMU
10-31-92	Jason Van Matre (26-128)	Delaware	8-31-07	Shun White (8-122)	Temple		Will Worth (15-107)	
	Duke Ingraham (23-105)			Kaipo-Noa Kaheaku-Enhada (15-102)		9-23-17	Zach Abey (20-128)	Cincinnati
9-7-96	Tim Cannada (17-107)	Rutgers	9-15-07	Eric Kettani (9-126)	Ball State		Malcolm Perry (10-100)	
	Chris McCoy (22-101)			Kaipo-Noa Kaheaku-Enhada (11-117)		9-30-17	Zach Abey (36-185)	Tulsa
9-21-96	Chris McCoy (27-140)	SMU	11-10-07	Shun White (7-131)	North Texas		Malcolm Perry (10-104)	
	Omar Nelson (16-108)			Zerbin Singleton (8-103)		10-7-17	Zach Abey (29-214)	Air Force
9-28-96	Chris McCoy (33-183)	Boston College	11-17-07	Jarod Bryant (27-139)	Northern Illinois		Malcolm Perry (4-127)	
	Omar Nelson (14-118)			Zerbin Singleton (11-101)		11-11-17	Malcolm Perry (33-282)	SMU
12-6-97	Chris McCoy (31-205)	Army	12-6-08	Shun White (13-148)	Army		Anthony Gargiulo (15-145)	
	Tim Cannada (30-133)			Eric Kettani (24-125)		12-28-17	Malcolm Perry (16-114)	Virginia
9-19-98	Steve Holley (29-188)	Kent State	11-7-09	Vince Murray (14-158)	Notre Dame		Chris High (19-101)	
	Irv Dingle (19-151)			Ricky Dobbs (31-102)		10-26-19	Jamale Carothers (14-154)	Tulane
10-17-98	Brian Broadwater (26-216)	Colgate	12-31-09	Ricky Dobbs (30-166)	Missouri		Malcolm Perry (22-142)	
	Jon Limbert (12-111)			Marcus Curry (12-109)		11-30-19	Jamale Carothers (18-188)	Houston
11-7-98	Irv Dingle (19-134)	Rutgers	11-6-10	Ricky Dobbs (17-100)	East Carolina		Malcolm Perry (18-146)	
	Brian Broadwater (29-132)			Alexander Teich (14-157)				
10-2-99	Dre Brittingham (12-124)	West Virginia	9-10-11	Alexander Teich (15-102)	W. Kentucky			
	Brian Broadwater (23-110)			John Howell (3-113)				
11-13-99	Brian Madden (25-144)	Tulane	10-1-11	Kriss Proctor (37-134)	Air Force			
	Raheem Lambert (19-101)			Alexander Teich (35-148)				

ADDITIONAL STATISTICS

NAVY QUARTERBACKS WHO HAVE RUSHED FOR 100 YARDS IN A GAME

Date	Player	Att-Yds.	Opponent
10-11/63	Roger Staubach	18-107	SMU
11-18-67	John Cartwright	17-123	Vanderbilt
10-10-81	Marco Pagnanelli	16-106	Air Force
10-17-87	Alton Grizzard	23-225	Pennsylvania
10-1-88	Gary McIntosh	7-102	Yale
11-5-88	Alton Grizzard	22-103	Syracuse
10-7-89	Alton Grizzard	21-168	Air Force
11-11-89	Alton Grizzard	20-115	Syracuse
10-31-92	Jason Van Matre	26-128	Delaware
9-9-95	Chris McCoy	26-273	SMU
9-30-95	Chris McCoy	22-144	Duke
11-11-95	Ben Fay	22-119	Delaware
11-18-95	Chris McCoy	17-104	Tulane
9-7-96	Chris McCoy	22-101	Rutgers
9-14-96	Chris McCoy	27-140	SMU
9-28-96	Chris McCoy	33-183	Boston College
10-12-96	Chris McCoy	20-181	Wake Forest
10-26-96	Chris McCoy	34-201	Delaware
11-16-96	Chris McCoy	44-214	Tulane
9-13-97	Chris McCoy	27-121	San Diego St.
10-11-97	Chris McCoy	16-104	Air Force
10-18-97	Chris McCoy	18-115	VMI
11-1-97	Chris McCoy	23-147	Notre Dame
11-22-97	Chris McCoy	27-268	Kent State
12-6-97	Chris McCoy	31-205	Army
9-19-98	Steve Holley	29-188	Kent State
10-17-98	Brian Broadwater	26-216	Colgate
11-7-98	Brian Broadwater	29-132	Rutgers
9-11-99	Brian Broadwater	24-137	Kent State
9-18-99	Brian Broadwater	26-116	Boston College
10-2-99	Brian Broadwater	23-110	West Virginia
10-30-99	Brian Madden	34-168	Notre Dame
11-6-99	Brian Madden	30-167	Rutgers
11-13-99	Brian Madden	25-144	Tulane
11-20-99	Brian Madden	29-150	Hawai'i
12-4-99	Brian Madden	41-177	Army
11-11-00	Brian Broadwater	15-115	Tulane
12-2-00	Brian Broadwater	24-121	Army
9-22-01	Brian Madden	32-106	Boston College
10-6-01	Brian Madden	27-110	Air Force
10-20-01	Brian Madden	24-128	Rutgers
10-27-01	Brian Madden	24-121	Toledo
11-10-01	Brian Madden	33-201	Tulane
8-31-02	Craig Candeto	15-153	SMU
9-21-02	Craig Candeto	30-138	Northwestern
12-7-02	Craig Candeto	18-103	Army
10-18-03	Craig Candeto	36-151	Rice
11-01-03	Craig Candeto	18-140	Tulane
11-22-03	Craig Candeto	13-150	Central Mich.
9-4-04	Aaron Polanco	23-130	Duke
9-11-04	Aaron Polanco	29-143	Northeastern
10-23-04	Aaron Polanco	33-179	Rice
12-30-04	Aaron Polanco	26-138	New Mexico
9-3-05	Lamar Owens	19-122	Maryland
10-1-05	Lamar Owens	13-106	Duke
10-15-05	Lamar Owens	22-110	Kent State
9-2-06	Brian Hampton	34-149	East Carolina
9-23-06	Brian Hampton	30-118	Tulsa
9-30-06	Brian Hampton	27-182	Connecticut
10-7-06	Brian Hampton	22-105	Air Force
11-4-06	Kaipo-Noa Kaheaku-Enhada	14-119	Duke
11-18-06	Kaipo-Noa Kaheaku-Enhada	19-140	Temple

Date	Player	Att-Yds.	Opponent
8-31-07	Kaipo-Noa Kaheaku-Enhada	15-102	Temple
9-15-07	Kaipo-Noa Kaheaku-Enhada	11-117	Ball State
9-29-07	Kaipo-Noa Kaheaku-Enhada	15-101	Air Force
10-10-07	Kaheaku-Enhada	25-122	Pitt
11-17-07	Jarod Bryant	27-139	Northern Illinois
10-4-08	Jarod Bryant	24-101	Air Force
10-25-08	Ricky Dobbs	42-224	SMU
11-25-08	Ricky Dobbs	25-124	Northern Illinois
9-26-09	Ricky Dobbs	29-143	Western Ky.
10-10-09	Ricky Dobbs	20-104	Rice
11-7-09	Ricky Dobbs	31-102	Notre Dame
11-14-09	Ricky Dobbs	26-100	Delaware
11-28-09	Ricky Dobbs	25-127	Hawai'i
12-12-09	Ricky Dobbs	33-113	Army
12-31-09	Ricky Dobbs	30-166	Missouri
10-9-10	Ricky Dobbs	22-100	Wake Forest
11-6-10	Ricky Dobbs	17-100	East Carolina
11-13-10	Kriss Proctor	20-201	Central Mich.
11-20-10	Ricky Dobbs	31-154	Arkansas State
12-23-10	Ricky Dobbs	24-107	San Diego St.
9-3-11	Kriss Proctor	22-176	Delaware
10-1-11	Kriss Proctor	37-134	Air Force
10-8-11	Kriss Proctor	17-123	Southern Miss
11-12-11	Kriss Proctor	17-107	SMU
9-22-12	Trey Miller	17-116	VMI
10-6-12	Trey Miller	18-110	Air Force
11-3-12	Keenan Reynolds	26-159	Florida Atlantic
11-10-12	Keenan Reynolds	21-130	Troy
9-7-13	Keenan Reynolds	32-127	Indiana
9-14-13	Keenan Reynolds	15-109	Delaware
10-5-13	Keenan Reynolds	28-126	Air Force
11-9-13	Keenan Reynolds	28-226	Hawai'i
11-22-13	Keenan Reynolds	36-240	San Jose State
12-14-13	Keenan Reynolds	30-136	Army
9-6-14	Keenan Reynolds	21-173	Temple
9-27-14	Keenan Reynolds	24-121	Western Ky.
10-25-14	Keenan Reynolds	39-251	San Jose State
11-15-14	Keenan Reynolds	30-277	Ga. Southern
11-28-14	Keenan Reynolds	10-119	South Alabama
12-13-14	Keenan Reynolds	26-100	Army
9-19-15	Keenan Reynolds	24-142	East Carolina
9-26-15	Keenan Reynolds	28-142	UConn
10-3-15	Keenan Reynolds	24-183	Air Force
10-10-15	Keenan Reynolds	15-110	Notre Dame
10-31-15	Keenan Reynolds	26-117	USF
11-14-15	Keenan Reynolds	14-137	SMU
12-12-15	Keenan Reynolds	21-136	Army
12-28-15	Keenan Reynolds	24-144	Pittsburgh
9-17-16	Will Worth	25-113	Tulane
10-8-16	Will Worth	32-115	Houston
10-22-16	Will Worth	31-201	Memphis
10-28-16	Will Worth	28-129	USF
11-5-16	Will Worth	28-175	Notre Dame
11-12-16	Will Worth	26-122	Tulsa
11-19-16	Will Worth	28-159	East Carolina
11-26-16	Will Worth Zach Abey	15-107 7-111	SMU
12-23-16	Zach Abey	25-114	La. Tech
9-1-17	Zach Abey	32-235	Florida Atlantic
9-9-17	Zach Abey	29-108	Tulane

Date	Player	Att-Yds.	Opponent
9-23-17	Zach Abey	20-128	Cincinnati
9-30-17	Zach Abey	36-185	Tulsa
10-7-17	Zach Abey	29-214	Air Force
10-14-17	Zach Abey	37-146	Memphis
10-21-17	Zach Abey	25-126	UCF
11-11-17	Malcolm Perry	33-282	SMU
12-9-17	Malcolm Perry	30-250	Army
12-28-17	Malcolm Perry	16-114	Virginia
9-1-18	Malcolm Perry	17-108	Hawai'i
9-8-18	Malcolm Perry	36-166	Memphis
9-15-18	Malcolm Perry	19-223	Lehigh
11-17-18	Zach Abey	26-128	Tulsa
9-14-19	Malcolm Perry	24-156	East Carolina
10-5-19	Malcolm Perry	23-111	Air Force
10-12-19	Malcolm Perry	20-218	Tulsa
10-19-19	Malcolm Perry	22-188	USF
10-26-19	Malcolm Perry	22-142	Tulane
11-1-19	Malcolm Perry	11-108	UConn
11-16-19	Malcolm Perry	25-117	Notre Dame
11-23-19	Malcolm Perry	38-195	SMU
11-30-19	Malcolm Perry	18-146	Houston
12-14-19	Malcolm Perry	29-304	Army
12-31-19	Malcolm Perry	28-213	Kansas State
12-12-20	Xavier Arline	17-109	Army
10-14-22	Tai Lavatai	25-120	SMU
12-10-22	Xavier Arline	28-102	Army



ADDITIONAL STATISTICS

TOP-50 TOTAL OFFENSE GAMES

	Yds.	(Rush/Pass)	Opponent	Date
1.	724	(362/362)	Tulane	11-11-00
2.	680	(572/108)	North Texas	11-10-07
	680	(515/165)	Colgate	10-17-98
4.	678	(378/300)	Northwestern	9-21-02
5.	653	(358/295)	Colgate	9-12-70
6.	646	(251/395)	California	12-25-96
7.	644	(530/114)	Central Michigan	11-22-03
8.	635	(563/72)	Kent State	11-22-97
9.	630	(513/117)	Columbia	11-13-54
10.	629	(484/145)	Lehigh	9-15-18
11.	623	(422/201)	Dartmouth	10-4-86
12.	622	(569/53)	Cincinnati	9-23-17
13.	616	(317/299)	USF	10-28-16
14.	613	(476/137)	Rutgers	11-20-04
15.	611	(467/144)	Colorado State	12-22-05
16.	605	(484/141)	Connecticut	9-30-06
17.	602	(558/44)	Towson	8-30-08
18.	600	(496/104)	SMU	11-26-16
19.	598	(370/228)	VMI	10-30-03
20.	596	(521/75)	East Carolina	11-6-10
21.	596	(396/200)	Columbia	11-12-55
22.	593	(480/113)	East Carolina	11-19-16
23.	590	(417/173)	Pittsburgh	12-28-15
24.	589	(352/237)	Delaware	9-14-13
25.	585	(521/64)	Ball State	9-15-07

	Yds.	(Rush/Pass)	Opponent	Date
26.	573	(408/165)	UConn	11-1-19
27.	570	(463/107)	Wake Forest	10-26-96
28.	569	(421/148)	Southern Miss	10-8-11
29.	563	(438/125)	Delaware	11-9-96
	563	(512/51)	East Carolina	10-27-12
31.	562	(424/138)	SMU	9-9-95
32.	560	(394/166)	William & Mary	9-28-57
33.	559	(559/0)	SMU	11-11-17
	559	(292/267)	William & Mary	10-16-83
35.	557	(471/86)	Air Force	10-7-17
36.	555	(330/225)	William & Mary	9-27-80
37.	554	(447/107)	Houston	11-30-19
38.	550	(427/123)	Fordham	11-27-16
	550	(399/151)	Kent State	9-11-99
40.	546	(391/155)	William & Mary	10-22-77
41.	545	(320/225)	Pennsylvania	10-25-58
42.	540	(304/236)	Duke	9-22-07
	540	(378/162)	SMU	11-23-19
44.	537	(471/66)	Rice	10-10-09
45.	537	(313/224)	Colgate	11-15-97
46.	532	(447/85)	Memphis	10-22-16
	532	(336/196)	Kent State	10-15-05
	532	(383/149)	William & Mary	9-29-56
49.	531	(490/41)	Army	12-3-05
	531	(428/103)	Holy Cross	8-31-19

THE LAST TIME

THE LAST TIME NAVY...

Returned a Kickoff for TD

Maquel Haywood, 98 yards vs. East Carolina – Nov. 20, 2021
East Carolina 38 Navy 35

Returned Punt for a TD

David Wright, three yards vs. Temple – Oct. 31, 2009 (punt was kicked into a stiff wind)
Temple 27, Navy 24

Returned a Blocked Punt for a TD

Daniel Taylor, 0 yards vs. UCF – Oct. 2, 2021 (blocked by Michael McMorris)
Navy 34, UCF 30

Returned Own Blocked Field Goal for a TD

Tony Solliday, 26 yards vs. Louisville – Oct. 22, 1994
Louisville 35, Navy 14

Returned an Interception for a TD

Diego Fagot, 17 yards vs. Tulane – Oct. 26, 2019
Navy 41, Tulane 38

Returned a Fumble for a TD

Jianni Woodson-Brooks, 5 yards vs. Houston – Oct. 22, 2022
Houston 38, Navy 20

Returned a Blocked Extra Point for Two Points

Jarid Ryan vs. SMU – Sept. 22, 2018
SMU 31, Navy 30 (OT)

Recorded a Safety

Team vs. Tulsa – Oct. 8, 2022
Navy 53, Tulsa 21

Recorded a Shutout

Army – Dec. 6, 2008
Navy 34, Army 0

THE LAST TIME AN OPPONENT...

Returned Kickoff for TD

Anthony Watkins of Tulsa, 97 yards – Oct. 29, 2021
Navy 20, Tulsa 17

Returned Punt for a TD

Marcus Jones of Houston, 73 yards – Sept. 25, 2021
Houston 28, Navy 20

Returned a Blocked Punt for a TD

Jabari Williams of Army, 0 yards – Dec. 10, 2022
Army 20, Navy 17 (2 OT)

Returned an Interception for a TD

Nick Watkins of Houston, 50 yards – Oct. 20, 2018
Houston 49, Navy 36

Returned a Fumble for a TD

Layton Jordan of Temple, 0 yards – Oct. 29, 2022
Notre Dame 52, Navy 20

Returned a Blocked Field Goal for a TD

Marquese Wheaton of Southern Miss, 79 yards – Oct. 8, 2011
Southern Miss 63, Navy 35

Returned a Blocked Extra Point for Two Points

Reggie Robinson II of Tulsa – Nov. 17, 2018
Navy 37, Tulsa 29

Returned an Interception for Two Points

Brian Rolle of Ohio State – Sept. 5, 2009
Ohio State 31, Navy 27

Recorded a Safety

Team by Notre Dame (X. Arline recovered his own fumble in the end zone) – Nov. 6, 2021
Notre Dame 34, Navy 6

Recorded a Shutout

Army – Dec. 12, 2020
Army 15, Navy 0

2023 NAVY FOOTBALL

NAVY-MARINE CORPS MEMORIAL STADIUM RECORDS

RUSHING ATTEMPTS

Individual	44	Chris McCoy vs. Tulane, 1997
Team	80	vs. Air Force, 2011

RUSHING YARDS

Individual	348	Shun White vs. Towson, 2008
Team	569	vs. Cincinnati, 2017

RUSHING TOUCHDOWNS

Individual	6	Keenan Reynolds vs. Ga. Southern, 2014
Team	9	vs. Kent State, 1997

PASS ATTEMPTS

Individual	58	Ryan Radcliff (CMU) vs. Navy, 2010
Team	59	Central Michigan vs. Navy, 2010

PASS COMPLETIONS

Individual	40	Dominique Davis (ECU) vs. Navy, 2011
Team	40	East Carolina vs. Navy, 2011

PASSING YARDS

Individual	442	Patrick Ramsey, Tulane, 2001
Team	442	by Tulane, 2001

PASSING TOUCHDOWNS

Individual	5	Bobby Goodman, Virginia, 1992
	5	Clayton Tune, Houston, 2022
Team	5	by Virginia, 1992
	5	by Houston, 2022

RECEPTIONS

16	David Boler, Delaware, 2004
----	-----------------------------

RECEIVING YARDS

274	Corey Hill, Colgate, 1998
-----	---------------------------

TOUCHDOWN RECEPTIONS

4	Eron Riley, Duke, 2007
---	------------------------

POINTS

70	Georgia Tech 70, Navy 7, 2001
----	-------------------------------

FIELD GOALS

4	Zack Long, Tulsa, 2020
4	Jake Koehnke, Air Force, 2019
4	Austin Lopez, San Jose State, 2012
4	Joe Striefsky, Delaware, 2009
4	Steve Fehr, Boston College, 1981

EXTRA POINTS

10	Luke Manget, Georgia Tech, 2001
----	---------------------------------

MOST PUNT RETURNS

6	Tony Bethel, Louisville, 1994
6	Jerrold Washington, Virginia, 1992
6	Terry Murray vs. Syracuse, 1967

MOST PUNT RETURN YARDAGE

117	Terry Murray vs. Syracuse, 1967
-----	---------------------------------

MOST KICKOFF RETURNS

7	John Vereen vs. West Virginia, 1998
7	Mike Jefferson vs. Virginia, 1995
7	Braeden West, SMU, 2017

MOST KICKOFF RETURN YARDAGE

173	Dishan Romine vs. Houston, 2016
-----	---------------------------------

MOST PUNTS

12	Jack Detwiler vs. Virginia, 1968
----	----------------------------------

BEST PUNT AVERAGE *(minimum 5 punts)*

51.0	Ed Mish, Lehigh, 2018
------	-----------------------

LONGEST RUSH

92	Malcolm Perry vs. SMU, 2017 (TD)
----	----------------------------------

LONGEST PASS

92	S. Fisher to J. Kehoe, Virginia, 1960 (TD)
----	--

LONGEST PUNT

74	Tom Moore vs. Boston College, 1970
----	------------------------------------

LONGEST FIELD GOAL

54	Steve Leo, Delaware, 1992
54	Jon Teague vs. Delaware, 2011
54	Owen Daffer, East Carolina, 2021

LONGEST PUNT RETURN

86	George Cogill, Wake Forest, 1991
86	Bill Eastman, Georgia Tech, 1965

LONGEST KICKOFF RETURN

100	James Nixon, Temple, 2009
100	Quadree Henderson, Pitt, 2015
100	Tony Pollard, Memphis, 2016
100	CJ Sanders, SMU, 2019

LONGEST INTERCEPTION RETURN

95	Gerald Wilson vs. VMI, 1997 (TD)
----	----------------------------------



2023 NAVY FOOTBALL

COACHING RECORDS / ASSISTANT COACHES

ALL-TIME COACHING RECORDS

Year	Coach (Alma Mater)	W-L-T
1879,83-91	Student Coaches	23-15-3
1882	Vaux Carter	1-0
1892	Ben Crosby (Yale)	5-2
1893	Josh Hartwell (Yale)	5-3
1894	Bill Wurttemberg (Yale)	4-1-2
1895	Matt McClung (Lehigh)	5-2
1896	Johnny Poe (Princeton)	5-3
1897-99	Bill Armstrong (Yale)	20-5
1900	Garrett Cochran (Princeton)	6-3
1901-02	Doc Hillebrand (Princeton)	8-11-2
1903	Burr Chamberlain (Yale)	4-7-1
1904-06	Paul Dashiell (Lehigh)	25-5-4
1907	Joe Reeves (Navy)	9-2-1
1908-10	Frank Berrien (Navy)	21-5-3
1911-14	Doug Howard (Navy)	25-7-4
1915-16	Jonas Ingram (Navy)	9-8-2
1917-19	Gil Dobie (Minnesota)	17-3
1920-24	Bob Folwell (Penn)	24-12-3
1925	Jack Owsley (Yale)	5-2-1
1926-30	Bill Ingram (Navy)	32-13-4
1931-33	Rip Miller (Notre Dame)	12-15-2
1946-47	Tom Hamilton (Navy)	21-23-1
1937-38	Hank Hardwick (Navy)	8-7-3
1939-41	Swede Larson (Navy)	16-8-3
1942-43	Billick Whelchel (Navy)	13-5
1944-45	Oscar Hagberg (Navy)	13-4-1
1948-49	George Sauer (Nebraska)	3-13-2
1950-58	Eddie Erdelatz (St. Mary's)	50-26-8
1959-64	Wayne Hardin (College of Pacific)	38-22-2
1965-68	Bill Elias (Maryland)	15-22-3
1969-72	Rick Forzano (Kent State)	10-33
1973-81	George Welsh (Navy)	55-46-1
1982-86	Gary Tranquill (Wittenberg)	20-34-1
1987-89	Elliot Uzelac (Western Michigan)	8-25
1990-94	George Chaump (Bloomsburg)	14-41
1995-2001	Charlie Weatherbie (Oklahoma State)	30-45
2001	*Rick Lantz (Central Conn. St.)	0-3
2002-07	Paul Johnson (Western Carolina)	45-29
2007-22	Ken Niumatalolo (Hawaii)	109-83
Current	Brian Newberry (Baylor)	0-0

*Interim Coach

ALL-TIME ASSISTANT COACHES

Assistant	Years
Adams, James	2020
Amstutz, Thomas	1988-89
Belichick, Steve	1956-89
Bell, Richard	1994
Bennett, Leeman	1969
Biddle, Dick	1990-91
Bohannon, Brian	2002-07
Boudreau, Paul	1982
Bradford, Vic	1947
Bresnahan, Chuck	1986
Bresnahan, Tom	1973-80
Briner, Greg	1994
Brown, Ricky	2023
Brown, Sterling	1966
Bugel, Joe	1969-72
Bumpas, Dick	1995-98
Campbell, A.C.	1967-68
Chesnut, Grant	2023
Clark, Don	1950-51
Collins, Tim	1971-72
Coniglio, Joe	2021-22
Conley, Scotty	2000-2001
Corso, Lee	1966-68
Crawford, Ryan	2022
Culton, Chris	2003-16
Daniel, Clarence	1970
Davis, Justin	2007-18
DeRuyter, Tim	1999-2001
Donnelly, Pat	1975
Donnor, Charlie	1990-94
Downing, Kevin	2019-21
Drake, Mike	1989-94
Duden, Dick	1954-59
Dunlap, Steve	1982-83
DuPaix, Joe	2008-10, 2018-22
Erdelatz, Eddie	1945-47
Eshmont, Len	1950-55
Ferkany, Ed	1970-71
Fontes, Len	1973-76
Forzano, Rick	1959-64
Franks, Jerry	1982-88
Gillogly, Jay	1976
Gonos, Jake	1990-94
Grantham, Tony	2003-06, 2008-13, 2018
Green, Buddy	2002-14
Green, Robert B.	2015-Current
Gregory, Jack	1966
Hall, Jerrick	2019-Current
Hardin, Wayne	1955-58
Harp, Tom	1972
Harris, Ron	1992-94
Hart, Dave Sr.	1964-65
Hartman, Jerry	1983-85, 90-91
Haushalter, Bill	1973-86
Hickson, Frank	1990-93
Higgins, Jim	1986
Hobbs, Homer	1952
Hudspeth, Mark	2001
Hyder, John	1967
Ingalls, Robert	1948-49
Ingram, Ashley	2008-Current
Jackson, Fred	1987-88
Jasper, Ivin	1995-96, 2002-Current
Johns, Steve	2008-2020

Johnson, Paul	1995-96
Jones, Keith	2002-15
Jorge, Ernie	1955-66
Judge, Mike	2008-18
Kelly, Kevin	2002-05
Kiesel, Kevin	1991-92
Krivak, Joe	1977-81
Lantz, Rick	1971-76, 2001
Laurendine, Tommy	2023
Lewis, Eric	2023
Lewis, Terry	1972-74, 82-83
MacDonald, Jason	2019-22
Mack, Ken	1981
Magazu, Dave	1987-89
Mark, Joe	1967-68
Markos, Art	1977-81
Martin, Ben	1949-54
Matsko, John	1985
Mattison, Greg	1987-88
McCulley, Pete	1970-71
McDonald, Bryce	2017
McGuire, Tim	1991-92
McKeehan, Gene	1995-2000
McMackin, Greg	1991-92
McMillian, Charles	2000
McNeish, Robert	1947
McWilliams, Hugh	1960-66
Miller, Rip	1934-47
Monahan, Phil	1958-60
Monken, Jeff	2002-07
Morrison, Bobby	1982-86
Murphy, Dennis	1992-93
Murray, Mark	1993-94
Neal, Bill	1965
Newberry, Brian	2019-22
Niumatalolo, Ken	1995-98, 2002-07
Niumatalolo, Va'a	2021-Current
Norwood, Brian	1995-1999, 2019
Nua, Shaun	2012-17
O'Brien, Dan	2014-18
O'Brien, Tom	1976-81
Oliver, Jerome	1984-86
O'Rourke, Danny	2002-22
Pasquale, Larry	1969-70
Patterson, Gary	1995
Peccatiello, Larry	1969
Pees, Dean	1987-89
Pehrson, Dale	1996-2018
Petchel, Bob	1981
Peterson, Chuck	2022-22
Pou'ha, Sione	2018
Raye, Tommy	1995-1999
Reese, Carl	1990
Rison, Mose	1987-89
Roberts, J.D.	1960
Robinson, Danilo	2000-01
Rogers, Kevin	1983-90
Ross, Don	1960
Royer, Lee	1971-72
Runyan, Scott	1995-97
Saban, Nick	1982
Schuette, Carl	1961-68
Scovil, Doug	1963-65
Seamon, Greg	1987-88
Sekanovich, Dan	1970
Shaffer, Sam	1990-94
Smear, Steve	1976

ASSISTANT COACHES

Smith, Earle Jr.	1975
Spann, Tom	1982-86
Spaziani, Frank	1975-81
Speed, Joe	2006-09
Spencer, Todd	1996-2007
Strahm, Dale	1977-80
Stanley, Jim	1969-70
Steckel, Les	1977-78
Steinmark, Sammy	1999-2001
Stewart, Bill	1984-85
Stock, Mike	1968
Stutzmann, Billy Ray	2019-21
Swartz, Ray	1938-49
Sykes, Napoleon	2010-11, 2016-18
Marcus Thomas	2023
Todd, Turnley	1968
Tranquill, Gary	1973-76
Trgovac, Mike	1989
Uzelac, Elliott	1971-74
Vaught, Mike	1995-2000
Volker, P.J.	2019-Current
Vooletich, Milan	1987-89
Ware, Mitch	1997-2001
Welsh, George	1960
Williams, Doug	1994
Wilson, John	1947
Wimberly, Brenten	2023
Yokitis, Mick	2011-Current

2023 NAVY FOOTBALL

ALL-STAR GAME APPEARANCES

AMERICAN BOWL

Michael Clark, TE	1969
Lee Corso, Coach	1969

BLUE/GRAY GAME

Duncan Ingraham, DB	1965
Napoleon McCallum, RB	* 1985
Omar Nelson, RB	# 1996
Clint Bruce, LB	# 1996
Charlie Weatherbie, Asst. Coach	# 1996
Dick Bumpas, Asst. Coach	# 1996
Chris McCoy, RB	% 1997
David Viger, DT	1997
Rashad Smith, DB	1997
Charlie Weatherbie, Asst. Coach	1997
Dick Bumpas, Coach	1997
Terrence Anderson, C	1999
Travis Williams, WR	1999
Hoot Stahl, OT	2000
David Hills, K	2001

Did not attend due to Aloha Bowl

* Most Valuable Player for the Gray Squad

% Most Valuable Player for the Blue Squad

CASINO DEL SOL ALL-STAR GAME

Brandon Turner, WR	2012
Keegan Wetzel, OLB	2012

COACHES ALL-AMERICA GAME

Joe Bellino, RB	1961
Frank Visted, C	1961
Greg Mather, E	1962
Jim Campbell, E	1964
Al Krekich, G	1964
Tom Lynch, C	1964
Roger Staubach, QB	1965
Rob Taylor, WR	1968
Chet Moeller, DB	* 1976
Andy Bushak, LB	1976
George Welsh, Head Coach, East	1976

* Ernie Davis Award Winner for East Squad

COLLEGE ALL-STARS VS. NFL CHAMPIONS

Fred (Buzz) Borries, HB	1935
Jim Carrington, C	1947
Joe Burtos, FB	1948
Richard Scott, C	1948
Joseph Pertel, G	1953
John Weaver, HB	1955
George Welsh, QB	1956
Ron Beagle, E	1956
Wilson Whitmire, C	1957
Tom Forrestal, QB	1958
Tony Stremic, G	1958
Bob Reifsnnyder, T	1959
Frank Visted, C	1961
Joe Bellino, HB	1961
Greg Mather, E	1962
Pat Donnelly, HB	1965
Roger Staubach, QB	1965

EASTERN COLLEGE

ALL-STAR GAME

Scott Emerson, T	1949
R. Towns (Tex) Lawrence, T	1949
Pete Williams, HB	1949

EAST-WEST SHRINE GAME

Bill Ingram, B	1925
Phil Ryan, E	1949
Bill Powers, B	1950
Walter Gragg, T	1951
John Gurski, E	1952
Wilson Whitmire, C	1956
James Hower, G	1956
Roger Staubach, QB	1964
Rob Taylor, WR	1967
Emerson Carr, DT	1968
Larry Van Loan, WR	1973
George Welsh, Asst. Coach	1975
Chet Moeller, DB	1976
George Welsh, Head Coach, East	1977
Joe Gattuso Jr., RB	1977
Charlie Thornton, DE	1980
Kevin Hickman, TE	1994
Jeff Gaddy, WR	2001
Josh Brindel, DT	2002
John Skaggs, P	2003
Kyle Eckel, FB	2004
Tyler Tidwell, OLB	2006
Adam Ballard, FB	2007
Ross Pospisil, LB	2009
Ricky Dobbs, QB	2010
Jabaree Tuani, DE	2011
Brandon Turner, WR	2012
Cody Peterson, LB	* 2013
Parrish Gaines, S	2014
Keenan Reynolds, RB	* 2015
Will Worth, QB	* 2016
D.J. Palmore, OLB	2017
Malcolm Perry, QB	2019
Diego Fagot, LB	# 2021

* was injured and did not play

Most Valuable Defensive Player

GRIDIRON CLASSIC

Terrence Anderson, C	1999
Chris Lepore, FS	2000
John Skaggs, P	2003
Josh Smith, S	2004
Kyle Eckel, FB	* 2004

* Invited, but did not participate

HULA BOWL

Tom Lynch, C	1964
Johnny Sai, B	1964
Pat Donnelly, RB	1965
Chuck Voith, LB	1973
Charlie Miletich, LB	1974
Chet Moeller, DB	1976
Rick Bott, C	1979
Eddie Meyers, RB	1981
Tim Jordan, MG	1981
Paul Soares, DT	* 1982
Andy Ponceigo, LB	1983
Eric Rutherford, DT	1984

Mark Stevens, TE	1984
Gary Tranquill, Asst. Coach	1984
Napoleon McCallum, RB	1985
Todd Solomon, KS	1985
Marc Firtle, DB	1986
Clint Bruce, LB	1996
David Viger, DT	1997
Blaine Kindler, OT	1998
Travis Williams, WR	1999
Terrence Anderson, C	1999
Chris Lepore, FS	2000
Derek Jaskowiak, OT	2002
Kyle Eckel, FB	2004
David Mahoney, OLB	2006
Reggie Campbell, SB	2007
Eric Kettani, FB	# 2008
Peter Nestrowitz, OG	2020
Cameron Kinley, CB	2020

Did not attend due to Senior Bowl

* Outstanding Defensive Player

JAPAN BOWL

Chet Moeller, DB	1975
Jeff Sapp, MG	1976
George Welsh, Asst. Coach	1976
Phil McConkey, WR	1978
John Taylor, OT	1979
Eddie Meyers, RB	1981
Andy Ponceigo, LB	1983
Mark Stevens, TE	1984
Chris Castelli, OG	1985
Gary Tranquill, Asst. Coach	1985

LIONS ALL-AMERICA BOWL

Kevin Sullivan, TE	1976
--------------------	------

MEDAL OF HONOR ALL-STAR GAME

Paul Quessenberry, DE	2014
-----------------------	------

NFL PLAYERS ASSOCIATION GAME

Jamir Tillman, WR	2016
Michael Pifer, LS	2019
Mychal Cooper, WR	2021

NORTH-SOUTH SHRINE GAME (Miami)

Pete Williams, HB	1948
R. Towns (Tex) Lawrence, T	1948
Tom Bakke, E	1950
Robert McDonald, E	1950
Vic Vine, HB	1951
Fritz Davis, T	1951
Dave Fischer, G	1951
Fred Franco, FB	1952
Frank Brady, HB	1952
Joe Pertel, G	1952
Steve Eisenhauer, G	1953
Jack Perkins, T	1953
Richard Olson, C	1953
Ron Beagle, E	1955
George Welsh, QB	* 1955
George Fritzinger, G	1958
Joe Tranchini, QB	1959

ALL-STAR GAME APPEARANCES

Roland Brandquist, HB	1959
Richard Pariseau, HB	1959
Roger Staubach, QB	1964
Edward Orr, WR	1964
Bruce Kenton, C	1964
Wayne Hardin, Asst. Coach	1964
Don Downing, LB	1966
Harry (Skip) Dittmann, C	1966
John Cartwright, QB	1967
Bill Dow, E	1967

* Most Valuable Player

RAYCOM ALL-STAR CLASSIC

Gee Gee Greene, SB	2012
--------------------	------

SENIOR BOWL

Napoleon McCallum, RB	* 1986
Eric Kettani, FB	2008
Joe Cardona, LS	2014
Chris Swain, FB	2015

* Most Valuable Player

SOUTH CAROLINA COLLEGE ALL-STAR GAME

Gee Gee Greene, SB	2012
Tra'ves Bush	2012

TROPICAL BOWL

Quincy Adams, CB	2015
Peter Nestrowitz, OG	2020
Michael McMorris, CB	2021

U.S. BOWL (Washington, D.C.)

Greg Mather, E	1961
----------------	------



FOOTBALL HONORS

FIRST-TEAM ALL-AMERICANS

Year	Player
1907	Bill Dague, E
1908	Ed Lange, QB
1908	Percy Northcroft, T
1911	Jack Dalton, FB
1913	John (Babe) Brown, G
1917	Ernest Von Heimberg, E
1918	Lyman (Pop) Perry, G
1918	Wolcott Roberts, HB
1922	Wendell Taylor, E
1926	Tom Hamilton, HB
1926	Frank Wickhorst, T
1928	Eddie Burke, G
1934	Buzz Borries, HB
1934	Slade Cutter, T
1943	George Brown, G
1943	Don Whitmire, T
1944	Ben Chase, G
1944	Bobby Jenkins, HB
1944	Don Whitmire, T
1945	Dick Duden, E
1945	Dick Scott, C
1947	Dick Scott, C
1952	Steve Eisenhauer, G
1953	Steve Eisenhauer, G
1954	Ronnie Beagle, E
1955	Ronnie Beagle, E
1957	Bob Reifsnnyder, T
1957	Tom Forrestal, QB
1960	Joe Bellino, HB
1961	Greg Mather, E
1963	Roger Staubach, QB
1975	Chet Moeller, DB
1983	Napoleon McCallum, HB
1985	Napoleon McCallum, HB

FIRST-TEAM ACADEMIC ALL-AMERICANS

Year	Player
1953	Steve Eisenhauer, G
1957	Tom Forrestal, QB
1958	Joe Tranchini, QB
1969	Daniel Lee Pike, RB
1980	Theodore Dumbauld, LB
2010	John Dowd, OG
2011	John Dowd, OG
2012	Keegan Wetzel, OLB
2015	Thomas Wilson, WR
2019	Eric Cal, C
2019	Travis Brannan, SB

NCAA POSTGRADUATE SCHOLARSHIP WINNERS

Year	Player
1965	William Patrick Donnelly, FB
1969	William Henry Newton, HB
1970	Daniel Lee Pike, RB
1975	Timothy Scott Harden, DE
1976	Chester Charles Moeller II, DB
1981	Theodore E. Dumbauld, LB
1999	Terrence Anderson, C
2011	John Dowd, OG

MAXWELL TROPHY

Awarded annually to "the outstanding college football player in the nation," is presented by the Maxwell Club of Philadelphia.

Year	Player
1954	Ronald G. Beagle, E
1957	Robert H. Reifsnnyder, T
1960	Joseph M. Bellino, HB
1963	Roger T. Staubach, QB

NATIONAL FOOTBALL FOUNDATION SCHOLAR-ATHLETES

Year	Player
1963	Joe Ince, HB
1965	Allen Roodhouse, HB
1969	Daniel Lee Pike, RB
1974	Timothy Scott Harden, DE
1980	Theodore E. Dumbauld, LB
1991	Carl Voss, OG
1999	Terrence Anderson, C
2011	John Dowd, OG
2015	E.K. Binns, OG

THEODORE ROOSEVELT AWARD

Year	Player
1976	Thomas J. Hamilton, HB
1984	William Porter Lawrence, HB
2000	Roger Staubach, QB

RHODES SCHOLARS

Year	Player
1929	Francis Rahr Duborg, G
1947	Stansfield Turner, G

COLLEGE FOOTBALL HALL OF FAME

Each year the National Football Foundation honors former college football players and coaches who rank among the greats of the game and inducts them into its Hall of Fame. Since inductions began in 1951, 22 former Naval Academy players and two coaches have been honored in the Hall of Fame.

Year	Player (Years Played)
1951	Gil Dobie, Head Coach (1917-19)
1951	John H. Brown, G (1910-13)
1956	Don Whitmire, T (1943-44)
1960	Fred Borries, HB (1932-34)
1965	Thomas J. Hamilton, HB (1924-26)
1967	Slade D. Cutter, T (1932-34)
1968	Jonas H. Ingram, FB (1906)
1970	Frank H. Wickhorst, T (1924-26)
1970	John Patrick Dalton, FB (1908-11)
1971	Clyde Scott, HB (1944-45)
1973	William Ingram, HB (1916-18)
1977	Joseph M. Bellino, HB (1958-60)
1981	Roger T. Staubach, QB (1962-64)
1985	George Brown, G (1942-43)
1985	Anthony (Skip) Minisi, HB (1945)
1986	Ron Beagle, E (1953-55)
1987	Dick Scott, C (1945-47)
1994	Steve Eisenhauer, G (1952-53)
1997	Bob Reifsnnyder, T (1956-57)
2000	Dick Duden, E (1943-45)

2003	Napoleon McCallum, RB (1981-85)
2004	George Welsh, QB and Head Coach (1953-55 and 1973-81)
2010	Chet Moeller, DB (1973-75)
2013	Wayne Hardin, Head Coach (1959-64)

JAMES E. SULLIVAN AWARD

Year	Player
2016	Keenan Reynolds, QB

GOLD MEDAL HONORS

Year	Player
1970	Thomas J. Hamilton, HB
1979	William Porter Lawrence, B
1990	Thomas Hinman Mooror, T
2007	Roger Staubach, QB

GTE ACADEMIC ALL-AMERICA HALL OF FAME

Year	Player (Years Played)
1992	Steve Eisenhauer, G (1952-53)

MAJOR AWARDS

TEAM AWARDS

VICE ADMIRAL

WILLIAM P. MACK AWARD

The Vice Admiral William P. Mack Award is given annually to the Navy football player who has shown the most improvement during spring practice. The award was initiated in 1976 and is named in honor of Vice Admiral Mack, the Naval Academy Superintendent from 1972-75, and a strong supporter of the school's intercollegiate athletic program.

Year	Recipient
1976	Kelvin Graham, DL
1977	Ed Reid, DE
1978	John Taylor, OT
1979	Ted Dumbauld, LB
1980	Curt Gainer, TE
1981	Ken Fancher, LB
1982	Jeff Johnson, OG
1983	Rick Pagel, DE
1984	John Carroll, DB
1985	Chris Castelli, OG
1986	Enoch Blazis, NG
1987	John Nobers, QB
1988	Bert Pangrazio, FB
1989	Steve Tazza, DB
1990	Dave Christel, DT
1991	Robert Goodson, DT
1992	Greg Hubbard, OG
1993	James Spaman, TE
1994	Ross Scott, WR
1995	Shaun Stephenson, WR
1996	Charles Fisher, DB
1997	Gary Lane, DB
1998	Keith Mier, LB
1999	Ron Winchester, OT
2000	Josh Bock, SB
2001	Jeff Gaddy, WR
2002	Lane Jackson, LB
2003	Bobby McClarin, LB
2004	Lord Cole, CB
2005	Tye Adams, DE
2006	Andrew McGinn, OT
2007	Paul Bridgers, OT
2008	Craig Schaefer, OLB
2009	Tyler Simmons, LB
2010	Dylon Porlas, DB
2011	Trey Miller, QB
2012	George Jamison, DB
2013	Bernie Sarra, NG
2014	Jamir Tillman, WR
2015	Will Worth, QB
2016	Anthony Villalobos, DE
2017	Bryan Hammond, FB
2018	Griffin Baumel, LB
2019	Jackson Perkins, DE
2020	No spring football due to the coronavirus
2021	Will Harbour, LB
2022	Justin Reed, DE

E.E. RIP MILLER AWARD

The E.E. Rip Miller Award is presented to the season's most valuable player as voted on by his teammates.

Year	Recipient
1986	Vince McBeth, LB
1987	Matt Felt, C
1988	Mark Pimpo, LB
1989	David Lowe, OLB
1990	Alton Grizzard, QB
1991	Byron Ogden, LB
1992	Chad Chatlos, DB
1993	Jason Van Matre, QB
1994	Damon Dixon, WR
1995	Andy Thompson, DB
1996	Ben Fay, QB
1997	Michael Ogden, DL
1998	Jason Snider, DL
1999	Chris Lepore, DB
2000	Chris Lepore, DB
2001	Ed Malinowski, QB
2002	Bryce McDonald, FB
2003	Craig Candeton, QB
2004	Aaron Polanco, QB
2005	Lamar Owens, QB
2006	David Mahoney, OLB
2007	Reggie Campbell, SB
2008	Shun White, SB
2009	Ross Pospisil, LB
2010	Greg Jones, WR
2011	Jabaree Tuani, DE
2012	Keenan Reynolds, QB
2013	Keenan Reynolds, QB
2014	Keenan Reynolds, QB
2015	Keenan Reynolds, QB
2016	Will Worth, QB
2017	Malcolm Perry, SB / QB
2018	Malcolm Perry, SB / QB
2019	Malcolm Perry, QB
2020	Diego Fagot, LB
2021	Vincent Terrell II, SB
2022	John Marshall, Striker

ROGER STAUBACH AWARD

The Roger Staubach Award is presented to the varsity football player who demonstrated consistent, outstanding leadership and an "Expect to Win" attitude in contributing to the team's success during the season and embodied honor, courage and commitment on and off the playing field.

Year	Recipient
2003	Eddie Carthan, OLB
2004	Bobby McClarin, LB
2005	Eric Shuey, P
2006	Jeremy McGown, DB
2007	Zerbin Singleton, SB
2008	Tyree Barnes, WR
2009	Ross Pospisil, LB
2010	Wyatt Middleton, DB
2011	Jabaree Tuani, DE
2012	Keegan Wetzel, OLB
2013	Keenan Reynolds, QB
2014	Paul Quessenberry, DE
2015	Keenan Reynolds, QB
2016	Will Worth, QB
2017	D.J. Palmore, OLB
2018	Ford Higgins, C

2019	Nizaire Cromartie, Raider
2020	Jackson Perkins, DE
2021	Kevin Brennan, S
2022	Nicholas Straw, Raider

OUTSTANDING LINEMAN AWARD

(FORMERLY THE FRITZINGER AWARD)

The Outstanding Lineman Award is presented annually to a member of the graduating class who, as a football interior lineman, has excelled as a student-athlete and has contributed to the overall team leadership and spirit.

Year	Recipient
1991	Michael Davis, OG
1992	Bob Kuberski, DE
1993	Blair Sokol, OT
1994	Dean Wakeham, OT
1995	Andy Person, DE
1996	Thomas Poulter, DE
1997	Michael Ogden, DE
1998	Blaine Kindler, OG
1999	Kostas Hatzidakis, OT
2000	Brad Wimsatt, DT
2001	Brian Schulz, C
2002	Derek Jaskowiak, OT
2003	Josh Goodin, OG
2004	August Roitsch, OG
2005	Jeremy Chase, DE
2006	John Chan, DE
2007	Antron Harper, C
2008	Anthony Gaskins, OG
2009	Michael Walsh, DE
2010	Jeff Battipaglia, OT
2011	John Dowd, OG
2012	Josh Cabral, OG
2013	Travis Bridges, NG
2014	Jake Zuzek, OG
2015	Joey Gaston, OT
2016	Blake Copeland, OT
2017	Tyler Sayles, DE
2018	Jarvis Polu, DE
2019	Ford Higgins, C
	David Forney, OG
2020	Peter Nestrowitz, OG
2021	J'arius Warren, DT
2022	Kip Frankland, OT

JOE BELLINO AWARD

The Joe Bellino Award is presented to the varsity football player varsity football player whose inspiring on-the-field performance made a significant impact on the team and contributed to its overall success during the season.

Year	Recipient
2003	Craig Candeto, QB
2004	Kyle Eckel, FB
2005	Lamar Owens, QB
2006	Brian Hampton, QB
2007	Adam Ballard, FB
2008	Shun White, SB
2009	Bobby Doyle, SB
2010	Ricky Dobbs, QB
2011	Alexander Teich, FB
2012	Gee Gee Greene, SB
2013	DJ Sargenti, LB
2014	Parrish Gaines, S
2015	Bernard Sarra, NG
2016	Toneo Gulley, SB



MAJOR AWARDS

2017	Zach Abey, QB
2018	Taylor Heflin, LB
2019	Jackson Pittman, NG
2020	Diego Fagot, LB
2021	Chance Warren, SB
2022	John Marshall, Striker

JEFFREY KORN MEMORIAL SCHOLAR-ATHLETE AWARD

The Jeffrey Korn Memorial Scholar-Athlete Award is presented to the first classman on the team who has demonstrated excellence both in the classroom and on the football field.

Year	Recipient
1984	Chris Weiler, SE
1985	Greg Schildmeyer, TE
1986	Mike Ray, FL
1987	Mike Musser, DT
1988	Kevin Voss, TE
1989	Steve Tazza, DB
1990	Frank Schenk, K
1991	B.J. Mason, WR
1992	Mike Kozub, FB
1993	Steve Lipsey, DB
1994	Chris Hart, DB
1995	Brian Schrum, P
1996	Scott Zimmerman, OT
1997	Jason Covarrubias, P
1998	Tom Vanderhorst, K
1999	Terrence Anderson, C
2000	Brad Wimsatt, DT
2001	Matt Berger, DT
2002	Grant Moody, OG
2003	Eli Sanders, S
2004	Jeff Vanak, DE
2005	Marshall Green, OT
2006	Tyler Tidwell, OLB
2007	Irv Spencer, LB
2008	Rashawn King, CB
2009	Craig Schaefer, OLB
2010	Kyle Delahooke, P
2011	Aaron Santiago, SB
2012	Keegan Wetzel, OLB
2013	Cody Peterson, LB
2014	Shakir Robinson, S
2015	E.K. Binns, OL
2016	Jamir Tillman, WR
2017	Michah Thomas, LB
2018	Andrew Wood, OT
2019	Travis Brannan, SB
2020	Cameron Kinley, CB
2021	Isaac Ruoss, FB
2022	John Brand, DT

NAPOLEON MCCALLUM AWARD

The Napoleon McCallum Award is presented to the Navy varsity football player of the graduating class who has gained the most all-purpose yards in his career.

Year	Recipient
2003	Tony Lane, SB
2004	Kyle Eckel, FB
2005	Marco Nelson, SB
2006	Jason Tomlinson, WR
2007	Reggie Campbell, SB
2008	Shun White, SB
2009	Bobby Doyle, SB

2010	Ricky Dobbs, QB
2011	Alexander Teich, FB
2012	Gee Gee Greene, SB
2013	Marcus Thomas, SB
2014	Noah Copeland, FB
2015	Keenan Reynolds, QB
2016	Dishan Romine, SB
2017	Chris High, FB
2018	Zach Abey, QB / WR
2019	Malcolm Perry, QB
2020	Nelson Smith, FB
2021	Chance Warren, SB
2022	No eligible seniors

RON WINCHESTER UNSUNG HERO AWARD

The Ron Winchester Unsung Hero Award is presented to an unheralded senior recognized as an over achiever and role model, as selected by a vote of his teammates.

Year	Recipient
2005	Ed Kotulski, DE
2006	Anthony Piccioni, LB
2007	Jonathan Alvarado, LB
2008	Jarod Bryant, QB
2009	Cameron Marshall, DE
2010	Trey Grissom, LB
2011	Brian Bllick, S
2012	John Howell, SB
2013	Cody Peterson, LB
2014	Brendan Dudeck, WR James Britton, S
2015	Will Anthony, DE
2016	Ryan Harris, LB
2017	Conrey Meagher, WR
2018	Buck Elliott, DE
2019	Paul Carothers, LB
2020	Chase Parrish, WR
2021	Michael Salisbury, WR
2022	Nicholas Straw, Raider

TONY RUBINO SILVER HELMET AWARD

Presented to Navy's Most Valuable Player by the Annapolis Touchdown Club.

Year	Recipient
1957	Ned Oldham
1958	George Fritzinger
1959	Joe Bellino
1960	Joe Bellino
1961	Greg Mather
1962	Roger Staubach
1963	Roger Staubach
1964	Roger Staubach
1965	Fred Mousally
1966	Don Downing
1967	John Cartwright
1968	Michael Letteri
1969	Daniel Pike
1970	Jim McNallen
1971	Glen Nardi
1972	Cleveland Cooper
1973	Bert Calland
1974	Chet Moeller
1975	Chet Moeller
1976	Jeff Sapp
1977	Joe Gattuso

1978	Phil McConkey
1979	Charlie Thornton
1980	Frank McCallister
1981	Eddie Meyers
1982	Andy Ponceigo
1983	Napoleon McCallum
1984	Chris Weller
1985	Napoleon McCallum
1986	Vince McBeth
1987	Matthew Felt
1988	Troy Holland
1989	David Lowe
1990	Alton Grizzard
1991	Jason Van Matre
1992	Bob Kuberski
1993	Javier Zuluaga
1994	Shane Halloran
1995	Sean Andrews
1996	Clint Bruce
1997	Chris McCoy
1998	Jason Snider
1999	Terrence Anderson
2000	Chris Lepore
2001	Brian Madden
2002	Craig Candeto
2003	Craig Candeto
2004	Josh Smith
2005	Lamar Owens
2006	David Mahoney
2007	Reggie Campbell
2008	Shun White
2009	Ross Pospisil
2010	Ricky Dobbs
2011	Jabari Tuani
2012	Keegan Wetzel
2013	Keenan Reynolds
2014	Keenan Reynolds
2015	Keenan Reynolds
2016	Will Worth
2017	D.J. Palmore
2018	Sean Williams
2019	Malcolm Perry
2020	Was not awarded due to COVID-19
2021	Diego Fagot, LB
2022	John Marshall, Striker

MAJOR AWARDS

NAAA AWARDS

FOOTBALL PLAYERS WHO WON THE THOMPSON TROPHY

Presented to the midshipman, male or female, declared by the Association's Athletic Committee to have done the most during the year for the promotion of athletics at the Naval Academy.

Year	Name-Class	Other Varsity Sport
1893	C.S. Bookwalter '94	Crew
1894	A.G. Kavanagh '94	
1895	F.D. Karns '95	Crew/Track
1896	L.C. Palmer '96	Crew/Track
1897	J.W. Powell '97	Crew
1898	John Halligan Jr. '98	Crew
1899	J.K. Taussig '99	Track
1900	F.D. Berrien '00	Track/Baseball
1901	R. Williams '01	Crew
1902	N.E. Nichols '02	Crew
1903	F.H. Potett '03	Baseball
1904	W.F. Halsey Jr. '04	
1905	J.C. Farley '05	Crew
1906	D.L. Howard '06	
1907	H.L. Spencer '07	Baseball
1908	A.H. Douglas '08	Baseball
1909	P.W. Northcroft '09	Track
1910	E.D. Wilson '11	
1911	Frank Loftin '11	Wrestling/Crew
1912	D.W. Hamilton '12	Lacrosse
1914	K.P. Gilcrest '14	Lacrosse
1917	E.W. Miles '18	Football
1918	E.W. Miles '18	Football
1919	W.A. Ingram '20	Crew
1920	E.D. Graves Jr. '21	Crew
1921	E.P. Moore '21	Crew
1922	E.E. Larson '22	Lacrosse
1923	H.A. Bolles '23	Crew
1924	S.G. Barchet '24	Baseball
1927	T.J. Hamilton '27	Basketball/Baseball
1928	E.A. Hannigan '28	Baseball
1929	E.W. Parish Jr. '29	Lacrosse
1930	C.W. Hughes '30	Wrestling
1931	R.M. Bowstrom '31	Basketball
1932	M.H. Tuttle '32	
1934	J.J. Waybright '34	Track
1935	W.C. Clark '35	Lacrosse
1935	R.E. Dornin '35	Basketball/Lacrosse
1936	C.M. Fellows '36	Basketball/Lacrosse
1937	A.H. Soucek '37	Lacrosse
1938	W.T. Ingram '38	Basketball/Baseball
1939	L.D. Cooke '39	Baseball
1940	E.S. Gillette Jr. '40	Lacrosse
1941	H.A. Harwood '42	Baseball
Dec. '41	W.M. Chewning '42	
1942	R.J. Zoeller '43	Basketball
1943	A.S. Cameron '44	Track
1944	B.S. Martin '46	Track
1945	D.A. Barksdale '46	Boxing/Lacrosse
1946	D.B. Whitmire '47	
1948	R.U. Scott '48	Track
1950	P.J. Ryan '50	Lacrosse
1951	W.C. Earl '51	Lacrosse
1952	R.P. McDonald '52	Lacrosse
1954	F.J. Franco Jr. '54	
1955	J.A. Gattuso '55	Wrestling

1956	G.T. Welsh '56	Baseball
1959	Raymond Wellborn '59	
1961	Joseph Bellino '61	Baseball
1962	John Hewitt '62	Lacrosse
1963	Roger Staubach '65	Basketball/Baseball
1964	Roger Staubach '65	Baseball
1965	Roger Staubach '65	Baseball
1966	Roger Bickel '66	
1968	William Dow '68	Basketball
1970	Daniel Pike '70	Lacrosse
1972	Charles Voith '73	Lacrosse
1974	Cleveland Cooper '75	
1976	Chester Moeller '76	
1977	Jeffrey Sapp '77	
1978	Joseph Guttuso Jr. '78	
1979	Phil McConkey '79	Outdoor Track
1981	Theodore Dumbauld '81	
1984	Andrew Ponseigo '84	Baseball
1997	Benjamin Fay '97	
2000	Terrence Anderson '00	
2003	Craig Candeto '04	Baseball
2005	Aaron Polanco '05	
2008	Zerbin Singleton '08	
2010	Ricky Dobbs '11	
2014	Keenan Reynolds '16	
2016	Keenan Reynolds '16	
2017	Will Worth '17	
2020	Malcolm Perry '20	
2022	Diego Fagot '22	
2023	John Marshall '23	

FOOTBALL PLAYERS WHO WON THE NAAA SWORD

Presented to the midshipman of the graduating class declared by the Association's Athletic Committee to have personally excelled in athletics during his years of varsity competition.

Year	Name-Class	Other Varsity Sport
1893	C.S. Bookwalter '94	Crew
1894	A.G. Kavanagh '94	
1895	F.D. Karns '95	Crew/Track
1896	L.C. Palmer '96	Crew/Track
1897	A.H. McCarthy '97	Crew
1898	W.B. Tardy '98	
1899	S. Gannon '00	Crew
1900	C.T. Wade '00	Track
1901	O.W. Fowler '01	
1902	E.S. Land '02	Crew
1903	F.V. McNair '03	Baseball/Track
1904	K. Whiting '05	Track
1907	J.H. Ingram '07	Crew/Track
1908	W.H. Dague Jr. '08	Baseball
1909	R.E. Jones '09	Baseball
1911	P.V. Weems '12	Wrestling/Crew
1912	J.P. Dalton '12	Track
1913	J.L. Hall '13	Basketball/Baseball
1914	J.H. Brown Jr. '14	Crew/Track
1915	H.E. Overesch '15	Basketball/Crew
1916	M.A. Kercher '16	Crew
1917	C.O. Ward '17	Wrestling/Crew
1918	H.M. Martin '19	Basketball/Lacrosse
1919	W.A. Ingram '20	Crew
1920	H. Clark '21	Lacrosse
1922	C.W. King '22	Crew
1923	I.C. McKee '24	Basketball/Baseball
1924	I.C. McKee '24	Basketball/Baseball

1925	C.F. Chillingsworth '25	Crew
1926	R.N. Flippin '26	Basketball/Lacrosse
1927	D.T. Eddy '28	Crew
1928	H.F. Ransford '28	Lacrosse
1929	T.R. Wilson '29	Baseball
1930	B.F. Swan '30	Boxing/Lacrosse
1931	A.D. Gray '31	Crew
1932	G.W. Underwood '32	Track
1933	W.R. Kane '33	Wrestling/Track
1934	H.Q. Murray '34	Lacrosse
1935	F. Borries Jr. '35	Basketball/Baseball
1936	L.B. Robertshaw '36	Basketball
1937	W.T. Ingram '38	Basketball/Baseball
1938	F.C. Lynch '38	Basketball/Track
1939	L.C. Powell '39	Baseball
1940	A.A. Bergner '40	Boxing/Wrestling/Lax
Dec. '41	S.H. Werner '42	Baseball
1942	W.S. Busik '43	Basketball
1944	G.C. Brown Jr. '45	Track
1946	H.R. Duden Jr. '47	Basketball/Baseball
1947	J.H. Carrington '48	Swimming/Lax
1948	E.N. Smith '48	Wrestling/Track
1950	W.F. Hawkins '50	Baseball
1951	J.C. Hunt Jr. '51	Wrestling/Lax
1952	F.C. Davis '52	Basketball/Track
1956	Ronald Beagle '56	Lacrosse
1958	A.A. Stremic '58	Wrestling
1961	Joseph Bellino '61	Baseball
1962	Greg Mather '62	Track
1964	Thomas Lynch '64	Brigade Boxing
1965	Roger Staubach '65	Baseball
1968	Terrence Murray '68	Track/Baseball
1971	John McNallen '71	Lacrosse
1976	Chester Moeller '76	
1982	Edward Meyers '82	
1984	Andrew Ponseigo '84	Baseball
1986	Napoleon McCallum '85	
1991	Alton Grizzard '91	
1998	Christopher McCoy '98	
2004	Craig Candeto '04	Baseball
2007	David Mahoney '07	
2016	Keenan Reynolds '16	
2020	Malcolm Perry '20	

NOTE: "graduating class" requirement added in 1952

FOOTBALL PLAYERS WHO WON THE COACHES' CALVERT AWARD

Presented by the Naval Academy Athletic Association in honor of Vice Admiral James Calvert, Superintendent of the Naval Academy (1968-72), to the varsity letterman of the graduating class selected by the varsity coaches as having persevered the most in his or her career.

Year	Name, Class
1994	Jason Van Matre '94
1999	Thomas Vanderhorst '99



2023 NAVY FOOTBALL

**SECTION
EIGHT**

**PROGRAM
HISTORY**



2023 NAVY FOOTBALL



JACOB
BUSIC



2023 NAVY FOOTBALL

ALL-TIME SCORES

1879
(0-0-1)

Captain	Bill Maxwell
D11	Baltimore Athletic Club T 0-0

1882
(1-0)

Coach.....	Vaux Carter
Captain	Alex Jackson
N30	Johns Hopkins W 8-0

1883
(0-1)

Captain	Frank Hill
N29	Johns Hopkins L 0-2

1884
(1-0)

Captain	Jim Kittrel
N27	Johns Hopkins W 9-6

1885
(1-2)

Captain	Cornelius Billings
St. John's College (Md.)	W 46-10
N26 Johns Hopkins	L 8-12
Princeton Frosh	L 0-10

1886
(3-3)

Captain	Clarence Stone
St. John's College (Md.)	W 12-0
Johns Hopkins	W 6-0
St. John's College (Md.)	L 0-4
N25 Johns Hopkins	W 15-14
Princeton (2nd Team)	L 0-30
Gallaudet (Kendall)	L 0-16

1887
(3-1)

Captain	George Hayward
St. John's College (Md.)	W 4-0
St. John's College (Md.)	W 24-0
Johns Hopkins	W 8-0
Princeton (2nd Team)	L 5-22

1888
(1-4)

Captain	George Fermier
St. John's College (Md.)	L 4-6
Gallaudet (Kendall)	W 4-0
Johns Hopkins	L 12-25
Pennsylvania	L 9-20
D9 St. John's College (Md.)	L 6-22

1889
(4-1-1)

Captain	Albertus Catlin
St. John's College (Md.)	W 20-10
Johns Hopkins	W 36-0
N9 Dickinson	T 0-0
Lehigh	L 6-26
D7 Virginia	W 26-6
Washington All-Stars	W 24-0

1890
(5-1-1)

Captain	Charles Emrich
St. John's College (Md.)	W 45-0
Georgetown	W 70-4
N8 Dickinson	W 32-6
Columbia Athletic Club	T 6-6
Kendall	W 24-0
Lehigh	L 4-24
N29 at Army ##	W 24-0
<i>* First Army-Navy Game</i>	
<i>## The Plain - West Point, N.Y.</i>	

1891
(5-2)

Captain	Charles Macklin
St. John's College (Md.)	W 28-6
Rutgers	W 21-12
Gallaudet (Kendall)	W 6-0
N11 Georgetown	W 16-4
N14 Dickinson	W 34-4
Lafayette	L 0-4
N28 Army ##	L 16-32
<i>## Thompson Stadium - Annapolis, Md.</i>	

1892
(5-2)

Coach.....	Ben Crosby
Captain	Martin Trench
Pennsylvania	L 0-16
Princeton	L 0-28
Lafayette	W 22-4
Franklin & Marshall	W 24-0
Rutgers	W 48-12
Georgetown	W 40-0
N26 Army ##	W 12-4
<i>## The Plain - West Point, N.Y.</i>	

1893
(5-3)

Coach.....	Josh Hartwell
Captain	Art Kavanagh
Pennsylvania	L 0-34
O14 Dickinson	W 26-0
Virginia	W 28-0
Lehigh	L 6-12
Georgetown	W 22-10
Franklin & Marshall	W 34-6
Virginia	L 0-12
D2 Army ##	W 6-4
<i>## Thompson Stadium - Annapolis, Md.</i>	

1894
(4-1-2)

Coach.....	Bill Wurtenburg
Captain	Mike McCormick
Elizabeth Athletic Club	T 6-6
Georgetown	W 12-0
Pennsylvania	L 0-12
Carlisle Indians	W 8-0
N11 Lehigh	W 10-0
Penn State	T 6-6
Baltimore City College	W 30-6

1895
(5-2)

Coach.....	Matt McClung
Captain	Ed Macauley
Elizabeth Athletic Club	W 6-0
N.J. Athletic Club	W 34-0
Franklin & Marshall	W 68-0
Carlisle Indians	W 34-0
Virginia (Forfeit)	W 1-0
Orange Athletic Club	L 6-10
Lehigh	L 4-6

1896
(5-3)

Coach.....	Johnny Poe
Captain	Joe Powell
Pennsylvania	L 0-8
Franklin & Marshall	W 49-0
St. John's College (Md.)	W 50-0
Penn Reserves	L 0-6
Rutgers	W 40-6
Lehigh	W 24-10
N23 White Squadron	W 11-5
Lafayette	L 6-18

1897
(8-1)

Coach.....	Bill Armstrong
Captain	Johnny Halligan
Princeton	L 0-28
Penn Reserves	W 22-0
Princeton Reserves	W 6-0
O20 Penn State	W 40-0
Rutgers (Forfeit)	W 1-0
Virginia	W 4-0
Maryland State	W 38-0
Lehigh	W 28-6
White Squadron	W 8-0

1898
(7-1)

Coach.....	Bill Armstrong
Captain	Charles Fischer
O8 Bucknell	W 11-0
O15 Princeton	L 0-30
O22 Penn State	W 16-11
O29 Lafayette	W 18-0
N5 Columbian Col. (G.W.)	W 52-5
N12 Lehigh	W 6-5
N19 at Virginia	W 6-0
N24 VMI	W 21-5

1899
(5-3)

Coach.....	Bill Armstrong
Captain	Ward Wortman
O7 Princeton	L 0-5
O14 Georgetown	W 12-0
O21 Penn State	W 6-0
O28 Lafayette	L 0-5
N4 North Carolina	W 12-0
N11 Trinity (Conn.)	W 35-0
N18 Lehigh	W 24-0
D2 vs. Army ##	L 5-17
<i>## Franklin Field - Philadelphia, Pa.</i>	

1900
(6-3)

Coach.....	Garrett Cochran
Captain	Orie Fowler
O6 Baltimore Med. College	W 6-0
O13 Princeton	L 0-5
O20 Georgetown	W 6-0
O24 Lehigh	W 15-0
N3 Washington & Jefferson	W 18-0
N10 Penn State	W 44-0
N17 Columbia	L 0-11
N21 Pennsylvania	L 6-28
D1 Avs. rmy ##	W 11-7
<i>## Franklin Field - Philadelphia, Pa.</i>	

1901
(6-4-1)

Coach.....	Doc Hillebrand
Captain	Neil Nichols
O5 Georgetown	T 0-0
O9 St. John's College (Md.)	W 28-2
O12 Yale	L 0-24
O19 Lehigh	W 18-0
O21 Pennsylvania	W 6-5
O26 Penn State	L 6-11
N2 Dickinson	W 12-6
N9 Carlisle Indians	W 16-5
N16 Washington & Jefferson	W 17-11
N20 Columbia	L 5-6
N30 vs. Army ##	L 5-11
<i>## Franklin Field - Philadelphia, Pa.</i>	

1902
(2-7-1)

Coach.....	Doc Hillebrand
Captain	Charles Belknap
S27 Georgetown	L 0-4
O4 Princeton	L 0-11
O15 Lehigh	T 5-5
O22 Pennsylvania	W 10-6
O25 Dickinson	L 0-6
N1 Penn State	L 0-6
N8 Lafayette	W 12-11
N15 Bucknell	L 0-23
N22 Columbia	L 0-5
N29 vs. Army ##	L 8-22
<i>## Franklin Field - Philadelphia, Pa.</i>	



ALL-TIME SCORES

1903 (4-7-1)

Coach..... Burr Chamberlain
Captain Charles Soule

O10	Virginia	W	6-5
O14	Gallaudet	W	18-0
O17	Dickinson	W	5-0
O21	Baltimore Med. College	T	0-0
O24	Lafayette	L	5-6
O28	Georgetown	L	5-12
O31	Penn State	L	0-17
N4	N.Y. Naval Militia	W	28-0
N7	Washington & Jefferson	L	0-16
N14	Bucknell	L	5-23
N21	Virginia Tech	L	0-11
N28	vs. Army ##	L	5-40

Franklin Field - Philadelphia, Pa.

1904 (7-2-1)

Coach..... Paul Dashiell
Captain Lou Farley

O8	VMI	W	12-0
O12	Marine Officers	W	68-0
O15	Princeton	W	10-9
O19	St. John's College (Md.)	W	23-0
O22	Dickinson	T	0-0
O29	Swarthmore	L	0-9
N5	Penn State	W	20-9
N12	at Virginia	W	5-0
N19	Virginia Tech	W	11-0
N26	vs. Army ##	L	0-11

Franklin Field - Philadelphia, Pa.

1905 (10-1-1)

Coach..... Paul Dashiell
Captain Douglas Howard

O7	VMI	W	34-0
O11	St. John's College (Md.)	W	29-0
O14	Dickinson	W	6-0
O18	Western Maryland	W	29-0
O21	North Carolina	W	38-0
O25	Maryland Aggies	W	17-0
O28	Swarthmore	L	5-6
N4	Penn State	W	11-5
N11	Bucknell	W	34-0
N18	Virginia	W	22-0
N25	Virginia Tech	W	12-6
D2	vs. Army ##	T	6-6

Palmer Stadium - Princeton, N.J.

1906 (8-2-2)

Coach..... Paul Dashiell
Captain Herbert Spencer

O6	Dickinson	T	0-0
O10	Maryland Aggies	W	12-0
O13	Princeton	L	0-5
O17	St. John's College (Md.)	W	34-0
O20	Lehigh	W	12-0
O24	Western Maryland	W	31-0
O27	Bucknell	T	0-0
N3	Penn State	L	0-5
N10	Swarthmore	W	5-4
N17	North Carolina	W	40-0
N24	Virginia Tech	W	5-0
D1	vs. Army ##	W	10-0

Franklin Field - Philadelphia, Pa.

1907 (9-2-1)

Coach..... Joe Reeves
Captain Arch Douglas

O2	St. John's College (Md.)	W	26-0
O5	Dickinson	W	15-0
O9	Maryland Aggies	W	12-0
O12	Vanderbilt	T	6-6
O16	St. John's College (Md.)	W	12-0
O19	Harvard	L	0-6
O26	Lafayette	W	17-0
N2	West Virginia	W	6-0
N9	Swarthmore	L	0-18
N16	Penn State	W	6-4
N23	Virginia Tech	W	12-0
N30	vs. Army ##	W	6-0

Franklin Field - Philadelphia, Pa.

1908 (9-2-1)

Coach..... Frank Berrian
Captain Percy Horthcroft

O3	Rutgers	W	18-0
O4	St. John's College (Md.)	W	22-0
O10	Dickinson	W	22-0
O14	Maryland Aggies	W	57-0
O17	Lehigh	W	16-0
O24	Harvard	T	6-6
O28	George Washington	W	17-0
O31	Carlisle Indians	L	6-16
N7	Villanova	W	30-6
N14	Penn State	W	5-0
N21	Virginia Tech	W	15-4
N28	vs. Army ##	L	4-6

Franklin Field - Philadelphia, Pa.

1909 (4-3-1)

Coach..... Frank Berrian
Captain George Meyer

O6	St. John's College (Md.)	W	16-6
O9	Rutgers	W	12-3
O16	Villanova	L	6-11
O23	Virginia	L	0-5
O30	Princeton	L	3-5
N6	Washington & Jefferson	T	0-0
N13	Western Reserve	W	17-6
N20	Davidson	W	45-6
Army (cancelled)			

1910 (8-0-1)

Coach..... Frank Berrian
Captain T. Starr King

O1	St. John's College (Md.)	W	16-0
O8	Rutgers	T	0-0
O15	Washington & Jefferson	W	15-0
O22	Virginia Tech	W	3-0
O29	Western Reserve	W	17-0
N5	Lehigh	W	30-0
N12	Carlisle Indians	W	6-0
N19	New York University	W	9-0
N26	vs. Army ##	W	3-0

Franklin Field - Philadelphia, Pa.

1911 (6-0-3)

Coach..... Doug Howard
Captain Jack Dalton

O7	Johns Hopkins	W	27-5
O11	St. John's College (Md.)	W	21-0
O14	Washington & Jefferson	W	16-0
O21	Princeton	T	0-0
O28	Western Reserve	T	0-0
N4	N.C. State	W	17-6
N11	West Virginia	W	32-0
N18	Penn State	T	0-0
N25	vs. Army ##	W	3-0

Franklin Field - Philadelphia, Pa.

1912 (6-3)

Coach..... Doug Howard
Captain Pete Rodes

O5	Johns Hopkins	W	7-3
O12	Lehigh	L	0-14
O19	Swarthmore	L	6-21
O26	Pittsburgh	W	13-6
N1	Western Reserve	W	7-0
N9	Bucknell	L	7-17
N16	N.C. State	W	40-0
N23	New York University	W	39-0
N30	vs. Army ##	W	6-0

Franklin Field - Philadelphia, Pa.

1913 (7-1-1)

Coach..... Doug Howard
Captain K.P. Gilchrist

O4	Pittsburgh	T	0-0
O11	Georgetown	W	23-0
O18	Dickinson	W	29-0
O25	Maryland Aggies	W	76-0
N1	Lehigh	W	39-0
N8	Bucknell	W	70-7
N15	Penn State	W	10-0
N22	New York University	W	48-0
N29	vs. Army ##	L	9-22

Polo Grounds - New York, N.Y.

1914 (6-3)

Coach..... Doug Howard
Captain Harvey Overesch

O3	Georgetown	W	13-0
O10	Pittsburgh	L	6-13
O17	at Pennsylvania	L	6-13
O24	Western Reserve	W	48-0
O31	N.C. State	W	16-14
N7	Fordham	W	21-0
N14	Colby	W	31-21
N21	Ursinus	W	33-2
N28	vs. Army ##	L	0-20

Franklin Field - Philadelphia, Pa.

1915 (3-5-1)

Coach..... Jonas Ingram
Captain Arthur Miles

O2	Georgetown	L	0-9
O9	Pittsburgh	L	12-47
O16	Pennsylvania	T	7-7
O23	Virginia Tech	W	20-0
O30	N.C. State	L	12-14
N6	Bucknell	W	13-3
N13	Colby	W	28-14
N20	Ursinus	L	7-10
N27	vs. Army ##	L	0-14

Polo Grounds - New York, N.Y.

1916 (6-3-1)

Coach..... Jonas Ingram
Captain Clarence Ward

S30	Dickinson	T	0-0
O7	Georgetown	W	13-7
O11	Maryland State	W	14-7
O14	Pittsburgh	L	19-20
O21	West Virginia	W	12-7
O28	Georgia	W	27-3
N4	Washington & Lee	L	0-10
N11	N.C. State	W	50-0
N18	Villanova	W	57-7
N25	vs. Army ##	L	7-15

Polo Grounds - New York, N.Y.

1917 (7-1)

Coach..... Gil Doble
Captain Earnest Von Heimburg

S29	Davidson	W	27-6
O6	West Virginia	L	0-7
O13	Maryland State	W	62-0
O20	Carlisle Indians	W	62-0
O27	Haverford	W	89-0
N3	Western Reserve	W	95-0
N10	Georgetown	W	28-7
N17	Villanova	W	80-3

1918 (4-1)

Coach..... Gil Doble
Captain Bill Ingram

O26	Newport Tr. St.	W	47-7
N2	St. Helena Tr. St.	W	66-0
N9	Norfolk Naval Base	W	37-6
N16	Ursinus*	W	127-0
N23	Great Lakes	L	6-7

* Most points scored by Navy

1919 (6-1)

Coach..... Gil Doble
Captain Eddie Ewen

O4	N.C. State	W	49-0
O11	Johns Hopkins	W	66-0
O25	Bucknell	W	21-6
N1	West Virginia Wesleyan	W	20-6
N8	Georgetown	L	0-6
N15	Colby	W	121-0
N29	vs. Army ##	W	6-0

Polo Grounds - New York, N.Y.



2023 NAVY FOOTBALL

ALL-TIME SCORES

1920 (6-2)

Coach.....Bob Folwell
Captain.....Eddie Ewen

O2	N.C. State	L	7-14
O9	Lafayette	W	12-7
O16	Bucknell	W	7-2
O23	at Princeton	L	0-14
O30	Western Reserve	W	47-0
N6	Georgetown	W	21-6
N13	South Carolina	W	63-0
N27	vs. Army ##	W	7-0

Polo Grounds - New York, N.Y.

1921 (6-1)

Coach.....Bob Folwell
Captain.....Emery Larson

O1	N.C. State	W	40-0
O8	Western Reserve	W	53-0
O15	Princeton	W	13-0
O29	Bethany	W	21-0
N5	Bucknell	W	6-0
N12	vs. Penn State •	L	7-13
N26	vs. Army ##	W	7-0

• Franklin Field - Philadelphia, Pa.
Polo Grounds - New York, N.Y.

1922 (5-2)

Coach.....Bob Folwell
Captain.....Vincent Conroy

O7	Western Reserve	W	71-0
O14	Bucknell	W	14-7
O21	Georgia Tech	W	13-0
O28	at Pennsylvania	L	7-13
N3	vs. Penn State ++	W	14-0
N11	St. Xavier (Ohio)	W	52-0
N25	vs. Army ##	L	14-17

++ American League Park - Washington, D.C.
Franklin Field - Philadelphia, Pa.

1923 (5-1-3)

Coach.....Bob Folwell
Captain.....Arthur Carney

S29	William & Mary	W	39-10
O6	Dickinson	W	13-7
O13	West Virginia Wesleyan	W	26-7
O20	at Penn State	L	3-21
O27	vs. Princeton ••	T	3-3
N3	Colgate	W	9-0
N10	St. Xavier (Ohio)	W	61-0
N24	vs. Army ##	T	0-0
J1	vs. Washington <>	T	14-14

•• Municipal Stadium - Baltimore, Md.
Polo Grounds - New York, N.Y.
<> Rose Bowl - Pasadena Calif. (The Rose Bowl)

1924 (2-6)

Coach.....Bob Folwell
Captain.....Edmund Taylor

O4	William & Mary	W	14-7
O11	Marquette	L	3-21
O18	at Princeton	L	14-17
O25	West Virginia Wesleyan	L	7-10
N1	Penn State	L	0-6
N8	Vermont	W	53-0
N15	Bucknell	L	0-6
N29	vs. Army ••	L	0-12

•• Municipal Stadium - Baltimore, Md.

1925 (5-2-1)

Coach.....Jack Owsley
Captain.....August Lentz

O3	William & Mary	W	25-0
O10	Marquette	W	19-0
O17	vs. Princeton ••	T	10-10
O24	Washington College	W	37-0
O31	at Michigan	L	0-54
N7	Western Maryland	W	27-0
N14	Bucknell	W	13-7
N28	vs. Army ##	L	3-10

•• Municipal Stadium - Baltimore, Md.
Polo Grounds - New York, N.Y.

1926 (9-0-1)

Coach.....Bill Ingram
Captain.....Frank Wickhorst

O2	Purdue	W	17-13
O9	Drake	W	24-7
O9	Richmond	W	26-0
O16	at Princeton	W	27-13
O23	Colgate	W	13-7
O30	vs. Michigan ••	W	10-0
N6	West Virginia Wesleyan	W	53-7
N13	Georgetown	W	10-7
N20	Loyola of Chicago	W	35-13
N27	vs. Army +	T	21-21

•• Municipal Stadium - Baltimore, Md.
+ Soldier Field - Chicago, Ill.

1927 (6-3)

Coach.....Bill Ingram
Captain.....Ned Hannegan

O1	Davis & Elkins	W	27-0
O8	Drake	W	35-6
O15	vs. Notre Dame ••	L	6-19
O22	Duke	W	32-6
O29	at Pennsylvania	W	12-6
N5	West Virginia Wesleyan	W	26-0
N12	at Michigan	L	12-27
N19	Loyola of Chicago	W	33-6
N26	vs. Army ##	L	9-14

•• Municipal Stadium - Baltimore, Md.
Polo Grounds - New York, N.Y.

1928 (5-3-1)

Coach.....Bill Ingram
Captain.....Ed Burke

S29	Davis & Elkins	L	0-2
O6	Boston College	L	0-6
O13	vs. Notre Dame +	L	0-7
O20	Duke	W	6-0
O27	at Pennsylvania	W	67-0
N3	West Virginia Wesleyan	W	37-0
N10	vs. Michigan ••	T	6-6
N17	Loyola of Chicago	W	57-0
N24	vs. Princeton •	W	9-0

+ Soldier Field - Chicago, Ill.
•• Municipal Stadium - Baltimore, Md.
• Franklin Field - Philadelphia, Pa.

1929 (6-2-2)

Coach.....Bill Ingram
Captain.....Lyle Koepke

S28	Denison	W	47-0
O5	William & Mary	W	15-0
O12	vs. Notre Dame ••	L	7-14
O19	Duke	W	45-13
O26	at Princeton	T	13-13
N2	at Pennsylvania	L	2-7
N9	Georgetown	T	0-0
N16	Wake Forest	W	61-0
N23	West Virginia Wesleyan	W	30-6
N30	vs. Dartmouth •	W	13-6

•• Municipal Stadium - Baltimore, Md.
• Franklin Field - Philadelphia, Pa.

1930 (6-5)

Coach.....Bill Ingram
Captain.....Bob Bowstrom

O4	William & Mary	W	19-6
O11	at Notre Dame	L	2-26
O18	Duke	L	0-18
O25	at Princeton	W	31-0
N1	West Virginia Wesleyan	W	37-14
N8	vs. Ohio State ••	L	0-27
N15	vs. Southern Methodist ••	L	7-20
N22	Maryland	W	6-0
N29	George Washington	W	20-0
D6	at Pennsylvania	W	26-0
D13	vs. Army ##	L	0-6

•• Municipal Stadium - Baltimore, Md.
Yankee Stadium - New York, N.Y.

1931 (5-5-1)

Coach.....Rip Miller
Captain.....Magruder Tuttle

O3	William & Mary	W	13-6
O10	vs. Maryland •	L	0-6
O17	Delaware	W	12-7
O24	at Princeton	W	15-0
O31	West Virginia Wesleyan	T	0-0
N7	at Ohio State	L	0-20
N14	vs. Notre Dame ••	L	0-20
N21	Southern Methodist	L	6-13
N28	Wooster College	W	19-6
D5	at Pennsylvania	W	6-0
D12	vs. Army ##	L	7-17

• Griffith Stadium - Washington, D.C.
•• Municipal Stadium - Baltimore, Md.
Yankee Stadium - New York, N.Y.

1932 (2-6-1)

Coach.....Rip Miller
Captain.....Jim Reedy

O1	William & Mary	L	0-6
O8	Washington & Lee	W	33-0
O15	Ohio University	L	0-14
O22	at Princeton	T	0-0
O29	at Pennsylvania	L	0-14
N5	Columbia	L	6-7
N12	vs. Maryland ••	W	28-7
N19	vs. Notre Dame #	L	0-12
D3	vs. Army ##	L	0-20

•• Municipal Stadium - Baltimore, Md.
Municipal Stadium - Cleveland, Ohio
Franklin Field - Philadelphia, Pa.

1933 (5-4)

Coach.....Rip Miller
Captain.....Hugh Murray

S30	William & Mary	W	12-0
O7	Mercer	W	25-6
O14	at Pittsburgh	L	6-34
O21	Virginia	W	13-7
O28	at Pennsylvania	W	13-0
N4	vs. Notre Dame ••	W	7-0
N11	at Columbia	L	7-14
N18	at Princeton	L	0-13
N25	vs. Army ##	L	7-12

•• Municipal Stadium - Baltimore, Md.
Franklin Field - Philadelphia, Pa.

1934 (8-1)

Coach.....Tom Hamilton
Captain.....Dick Burns

S29	William & Mary	W	20-7
O6	vs. Virginia •	W	21-6
O13	Maryland	W	16-13
O20	at Columbia	W	18-7
O27	at Pennsylvania	W	17-0
N3	Washington & Lee	W	26-0
N10	vs. Notre Dame #	W	10-6
N17	Pittsburgh	L	7-31
D1	vs. Army ##	W	3-0

• Griffith Stadium - Washington, D.C.
Municipal Stadium - Cleveland, Ohio
Franklin Field - Philadelphia, Pa.

1935 (5-4)

Coach.....Tom Hamilton
Captain.....Lou Robertshaw

S28	William & Mary	W	30-0
O5	Mercer	W	27-0
O10	Virginia	W	26-7
O19	at Yale	L	6-7
O26	vs. Notre Dame ••	L	0-14
N2	at Princeton	L	0-26
N9	at Pennsylvania	W	13-0
N16	Columbia	W	28-7
N30	vs. Army ##	L	6-28

•• Municipal Stadium - Baltimore, Md.
Franklin Field - Philadelphia, Pa.



ALL-TIME SCORES

1936 (6-3)

Coach..... Tom Hamilton
 Captain Rivers Morrell

S26	William & Mary	W	18-6
O3	Davidson	W	19-6
O10	Virginia	W	35-14
O17	vs. Yale **	L	7-12
O24	at Princeton	L	0-7
O31	at Pennsylvania	L	6-16
N7	vs. Notre Dame **	W	3-0
N14	at Harvard	W	20-13
N28	vs. Army ##	W	7-0

** Municipal Stadium - Baltimore, Md.
 ## Municipal Stadium - Philadelphia, Pa.

1937 (4-4-1)

Coach..... Hank Hardwick
 Captain Ray Dubois

S25	William & Mary	W	45-0
O2	The Citadel	W	32-0
O9	Virginia	W	40-13
O16	vs. Harvard **	T	0-0
O23	at Notre Dame	L	7-9
O30	at Pennsylvania	L	7-14
N6	Columbia	W	13-6
N20	at Princeton	L	6-26
N27	vs. Army ##	L	0-6

** Municipal Stadium - Baltimore, Md.
 ## Municipal Stadium - Philadelphia, Pa.

1938 (4-3-2)

Coach..... Hank Hardwick
 Captain Lucien Powell

S24	William & Mary	W	26-0
O1	VMI	W	26-0
O8	Virginia	W	33-0
O15	at Yale	L	7-9
O22	vs. Princeton **	T	13-13
O29	at Pennsylvania	T	0-0
N5	vs. Notre Dame **	L	0-15
N12	at Columbia	W	14-9
N26	vs. Army ##	L	7-14

** Municipal Stadium - Baltimore, Md.
 ## Municipal Stadium - Philadelphia, Pa.

1939 (3-5-1)

Coach..... Swede Larson
 Captain Allen Bergner

S30	William & Mary	W	31-6
O7	Virginia	W	14-12
O14	vs. Dartmouth **	T	0-0
O21	vs. Notre Dame #	L	7-14
O28	Clemson College	L	7-15
N4	at Pennsylvania	L	6-13
N11	Columbia	L	13-19
N25	at Princeton	L	0-28
D2	vs. Army ##	W	10-0

** Municipal Stadium - Baltimore, Md.
 # Municipal Stadium - Cleveland, Ohio
 ## Municipal Stadium - Philadelphia, Pa.

1940 (6-2-1)

Coach..... Swede Larson
 Captain Dick Foster

S28	William & Mary	W	19-7
O5	Cincinnati	W	14-0
O12	at Princeton	W	12-6
O19	Drake	W	19-0
O26	at Yale	W	21-0
N2	at Pennsylvania	L	0-20
N9	vs. Notre Dame **	L	7-13
N16	at Columbia	T	0-0
N30	vs. Army ##	W	14-0

** Municipal Stadium - Baltimore, Md.
 ## Municipal Stadium - Philadelphia, Pa.

1941 (7-1-1)

Coach..... Swede Larson
 Captain Bob Froude

S27	William & Mary	W	34-0
O4	West Virginia	W	40-0
O11	Lafayette	W	41-2
O18	vs. Cornell **	W	14-0
O25	at Harvard	T	0-0
N1	at Pennsylvania	W	13-6
N8	vs. Notre Dame **	L	13-20
N22	at Princeton	W	23-0
N29	vs. Army ##	W	14-6

** Municipal Stadium - Baltimore, Md.
 ## Municipal Stadium - Philadelphia, Pa.

1942 (5-4)

Coach..... Billick Whelchel
 Captain Alan Cameron

S26	William & Mary	L	0-3
O3	Virginia	W	35-0
O10	vs. Princeton +	L	0-10
O17	vs. Yale **	W	13-6
O24	Georgia Tech	L	0-21
O31	vs. Notre Dame #	L	0-9
N7	at Pennsylvania	W	7-0
N14	vs. Columbia **	W	13-9
N28	vs. Army -	W	14-0

+ Yankee Stadium - New York, N.Y.
 ** Municipal Stadium - Baltimore, Md.
 # Municipal Stadium - Cleveland, Ohio
 - Thompson Stadium - Annapolis, Md.

1943 (8-1)

Coach..... Billick Whelchel
 Captain Albert Channell

S25	N.C. Pre-Flight	W	31-0
O2	vs. Cornell +	W	46-7
O9	vs. Duke +	W	14-13
O16	Penn State	W	14-6
O23	vs. Georgia Tech +	W	28-14
O30	vs. Notre Dame #	L	6-33
N6	at Pennsylvania	W	24-7
N13	at Columbia	W	61-0
N27	vs. Army -	W	13-0

+ Municipal Stadium - Baltimore, Md.
 # Municipal Stadium - Cleveland, Ohio
 - Michie Stadium - West Point, N.Y.

1944 (6-3)

Coach..... Oscar Hagberg
 Captain Ben Chase

S30	N.C. Pre-Flight	L	14-21
O7	Penn State	W	55-14
O14	vs. Duke **	W	7-0
O21	at Georgia Tech	L	15-17
O28	at Pennsylvania	W	26-0
N4	vs. Notre Dame **	W	32-13
N11	vs. Cornell **	W	48-0
N18	vs. Purdue **	W	32-0
D2	vs. Army **	L	7-23

** Municipal Stadium - Baltimore, Md.

1945 (7-1-1)

Coach..... Oscar Hagberg
 Captain Dick Duden

S29	Villanova	W	49-0
O6	at Duke	W	21-0
O13	Penn State	W	28-0
O20	vs. Georgia Tech **	W	20-6
O27	at Pennsylvania	W	14-7
N3	vs. Notre Dame #	T	6-6
N10	vs. Michigan **	W	33-7
N17	vs. Wisconsin **	W	36-7
D1	vs. Army ##	L	13-32

** Municipal Stadium - Baltimore, Md.
 # Municipal Stadium - Cleveland, Ohio
 ## Municipal Stadium - Philadelphia, Pa.

1946 (1-8)

Coach..... Tom Hamilton
 Captain Leon Bramlett

S28	Villanova	W	7-0
O5	at Columbia	L	14-23
O12	vs. Duke **	L	6-21
O19	vs. North Carolina **	L	14-21
O26	at Pennsylvania	L	19-32
N2	vs. Notre Dame **	L	0-28
N9	at Georgia Tech	L	20-28
N16	Penn State	L	7-12
N30	vs. Army ##	L	18-21

** Municipal Stadium - Baltimore, Md.
 ## Municipal Stadium - Philadelphia, Pa.

1947 (1-7-1)

Coach..... Tom Hamilton
 Captain Dick Scott

S27	at California	L	7-14
O4	Columbia	L	6-13
O11	vs. Duke **	T	14-14
O18	at Cornell	W	38-19
O25	at Pennsylvania	L	0-21
N1	vs. Notre Dame #	L	0-27
N8	vs. Georgia Tech **	L	14-16
N15	vs. Penn State **	L	7-20
N29	vs. Army ##	L	0-21

** Municipal Stadium - Baltimore, Md.
 # Municipal Stadium - Cleveland, Ohio
 ## Municipal Stadium - Philadelphia, Pa.

1948 (0-8-1)

Coach..... George Sauer
 Captains Pete Williams & Scott Emerson

S25	vs. California **	L	7-21
O2	vs. Cornell **	L	7-13
O9	at Duke	L	7-28
O16	vs. Missouri **	L	14-35
O23	at Pennsylvania	L	14-20
O30	vs. Notre Dame **	L	7-41
N6	at Michigan	L	0-35
N13	at Columbia	L	0-13
N27	vs. Army ##	T	21-21

** Municipal Stadium - Baltimore, Md.
 ## Municipal Stadium - Philadelphia, Pa.

1949 (3-5-1)

Coach..... George Sauer
 Captain Phil Ryan

S24	at Southern California	L	20-42
O1	vs. Princeton **	W	28-7
O8	Duke	W	28-14
O15	at Wisconsin	L	13-48
O22	at Pennsylvania	L	7-28
O29	vs. Notre Dame **	L	0-40
N5	at Tulane	T	21-21
N12	Columbia	W	34-0
N26	vs. Army ##	L	0-38

** Municipal Stadium - Baltimore, Md.
 ## Municipal Stadium - Philadelphia, Pa.

1950 (3-6)

Coach..... Eddie Erdelatz
 Captain Tom Bakke

S30	at Maryland	L	21-35
O7	vs. Northwestern **	L	0-22
O14	at Princeton	L	14-20
O21	vs. Southern California **	W	27-14
O28	at Pennsylvania	L	7-30
N4	vs. Notre Dame *	L	10-19
N11	vs. Tulane **	L	0-27
N18	at Columbia	W	29-7
D2	vs. Army ##	W	14-2

* Municipal Stadium - Cleveland, Ohio
 ** Memorial Stadium - Baltimore, Md.
 ## Municipal Stadium - Philadelphia, Pa.

1951 (2-6-1)

Coach..... Eddie Erdelatz
 Captain Frank Hauff

S29	at Yale	T	7-7
O6	Princeton	L	20-24
O13	at Rice	L	14-21
O20	at Northwestern	L	7-16
O27	at Pennsylvania	L	0-14
N3	vs. Notre Dame **	L	0-19
N10	vs. Maryland **	L	21-40
N17	at Columbia	W	21-7
D1	vs. Army ##	W	42-7

** Memorial Stadium - Baltimore, Md.
 ## Municipal Stadium - Philadelphia, Pa.



2023 NAVY FOOTBALL

ALL-TIME SCORES

1952 (6-2-1)

Coach..... Eddie Erdelatz
Captain John Gurski

S27	vs. Yale ••	W	31-7
O4	at Cornell	W	31-7
O11	William & Mary	W	14-0
O18	at Maryland	L	7-38
O25	at Pennsylvania	T	7-7
N1	vs. Notre Dame •	L	6-17
N8	at Duke	W	16-6
N15	Columbia	W	28-0
N29	vs. Army ##	W	7-0

•• Memorial Stadium - Baltimore, Md.
• Municipal Stadium - Cleveland, Ohio
Municipal Stadium - Philadelphia, Pa.

1953 (4-3-2)

Coach..... Eddie Erdelatz
Captain Dick Olson

S26	William & Mary	T	6-6
O3	Dartmouth	W	55-7
O10	vs. Cornell ••	W	26-6
O17	at Princeton	W	65-7
O24	at Pennsylvania	L	6-9
O31	at Notre Dame	L	7-38
N7	vs. Duke ••	T	0-0
N14	at Columbia	W	14-6
N28	vs. Army ##	L	7-20

•• Memorial Stadium - Baltimore, Md.
Municipal Stadium - Philadelphia, Pa.

1954 (8-2)

Coach..... Eddie Erdelatz
Captain Phil Monahan

S25	William & Mary	W	27-0
O2	at Dartmouth	W	42-7
O9	at Stanford	W	25-0
O16	at Pittsburgh	L	19-21
O23	at Pennsylvania	W	52-6
O30	vs. Notre Dame ••	L	0-6
N6	vs. Duke •	W	40-7
N13	Columbia	W	51-6
N27	Avs. rmy ##	W	27-20
J1	vs. Mississippi +	W	21-0

•• Memorial Stadium - Baltimore, Md.
• Oyster Bowl - Norfolk, Va.
Municipal Stadium - Philadelphia, Pa.
+ Tulane Stadium - New Orleans, La. (Sugar Bowl)

1955 (6-2-1)

Coach..... Eddie Erdelatz
Captain John Hopkins

S24	William & Mary	W	7-0
O1	at South Carolina	W	26-0
O8	vs. Pittsburgh ••	W	21-0
O15	at Penn State	W	34-14
O22	at Pennsylvania	W	33-0
O29	at Notre Dame	L	7-21
N5	vs. Duke ••	T	7-7
N12	at Columbia	W	47-0
N26	vs. Army ##	L	6-14

•• Memorial Stadium - Baltimore, Md.
Municipal Stadium - Philadelphia, Pa.

1956 (6-1-2)

Coach..... Eddie Erdelatz
Captain Earle Smith

S29	William & Mary	W	39-14
O6	at Cornell	W	14-0
O13	at Tulane	L	6-21
O20	Cincinnati	W	13-7
O27	at Pennsylvania	W	54-6
N3	vs. Notre Dame ••	W	33-7
N10	at Duke	T	7-7
N17	vs. Virginia ••	W	34-7
D1	vs. Army ##	T	7-7

•• Memorial Stadium - Baltimore, Md.
Municipal Stadium - Philadelphia, Pa.

1957 (9-1-1)

Coach..... Eddie Erdelatz
Captain Ned Oldham

S21	at Boston College	W	46-6
S28	William & Mary	W	33-6
O5	at North Carolina	L	7-13
O12	at California	W	21-6
O19	vs. Georgia •	W	27-14
O26	at Pennsylvania	W	35-7
N2	at Notre Dame	W	20-6
N9	vs. Duke ••	T	6-6
N16	vs. George Washington ••	W	52-0
N30	vs. Army ##	W	14-0
J1	vs. Rice +	W	20-7

• Oyster Bowl - Norfolk, Va.
•• Memorial Stadium - Baltimore, Md.
Municipal Stadium - Philadelphia, Pa.
+ Cotton Bowl - Dallas, Texas (Cotton Bowl)

1958 (6-3)

Coach..... Eddie Erdelatz
Captain Dick Dagapatt

S27	William & Mary	W	14-0
O4	at Boston University	W	28-14
O11	at Michigan	W	20-14
O18	vs. Tulane •	L	6-14
O25	at Pennsylvania	W	50-8
N1	vs. Notre Dame ••	L	20-40
N8	vs. Maryland ••	W	40-14
N15	at George Washington	W	28-8
N29	vs. Army ##	L	6-22

• Oyster Bowl - Norfolk, Va.
•• Memorial Stadium - Baltimore, Md.
Municipal Stadium - Philadelphia, Pa.

1959 (5-4-1)

Coach..... Wayne Hardin
Captain Jim Dunn

S19	at Boston College	W	24-8
S26	vs. William & Mary %	W	29-2
O3	at Southern Methodist	L	7-20
O10	vs. Syracuse •	L	6-32
O17	at Miami (Fla.)	L	8-23
O24	at Pennsylvania	T	22-22
O31	at Notre Dame	L	22-25
N7	vs. Maryland ••	W	22-14
N14	George Washington	W	16-8
N28	vs. Army ##	W	43-12

% First game at Navy-Marine Corps Memorial Stadium
• Oyster Bowl - Norfolk, Va.
•• Memorial Stadium - Baltimore, Md.
Municipal Stadium - Philadelphia, Pa.

1960 (9-2)

Coach..... Wayne Hardin
Captain Joe Matalavage

S17	at Boston College	W	22-7
S24	Villanova	W	41-7
O1	at Washington	W	15-14
O8	vs. Southern Methodist •	W	26-7
O15	vs. Air Force ••	W	35-3
O22	at Pennsylvania	W	27-0
O29	Notre Dame##	W	14-7
N5	at Duke	L	10-19
N12	Virginia	W	41-6
N26	vs. Army ##	W	17-12
J2	vs. Missouri +	L	14-21

• Oyster Bowl - Norfolk, Va.
•• Memorial Stadium - Baltimore, Md.
Municipal Stadium - Philadelphia, Pa.
+ Orange Bowl - Miami, Fla. (Orange Bowl)

1961 (7-3)

Coach..... Wayne Hardin
Captain John Hewitt

S23	at Penn State	L	10-20
S30	William & Mary	W	44-6
O6	at Miami (Fla.)	W	17-6
O14	at Cornell	W	31-7
O20	at Detroit	W	37-19
O28	at Pittsburgh	L	14-28
N4	at Notre Dame	W	13-10
N11	vs. Duke •	L	9-30
N18	Virginia	W	13-3
D2	vs. Army ##	W	13-7

• Oyster Bowl - Norfolk, Va.
Municipal Stadium - Philadelphia, Pa.

1962 (5-5)

Coach..... Wayne Hardin
Captain Steve Hoy

S22	at Penn State	L	7-41
S29	William & Mary	W	20-16
O6	at Minnesota	L	0-21
O13	Cornell	W	41-0
O20	at Boston College	W	26-6
O27	vs. Pittsburgh •	W	32-9
N3	vs. Notre Dame ##	L	12-20
N10	at Syracuse	L	6-34
N17	at Southern California	L	6-13
D1	vs. Army ##	W	34-14

• Oyster Bowl - Norfolk, Va.
Municipal Stadium - Philadelphia, Pa.

1963 (9-2)

Coach..... Wayne Hardin
Captain Tom Lynch

S21	at West Virginia	W	51-7
S28	William & Mary	W	28-0
O5	at Michigan	W	26-13
O11	at Southern Methodist	L	28-32
O19	vs. VMI •	W	21-12
O26	Pittsburgh	W	24-12
N2	at Notre Dame	W	35-14
N9	Maryland	W	42-7
N16	at Duke	W	38-25
D7	vs. Army ##	W	21-15
J1	vs. Texas +	L	6-28

• Oyster Bowl - Norfolk, Va.
Municipal Stadium - Philadelphia, Pa.
+ Cotton Bowl - Dallas, Texas (Cotton Bowl)

1964 (3-6-1)

Coach..... Wayne Hardin
Captain Fred Martin

S19	at Penn State	W	21-8
S26	William & Mary	W	35-6
O3	at Michigan	L	0-21
O9	vs. Georgia Tech +	L	0-17
O17	at California	L	13-27
O24	at Pittsburgh	T	14-14
O31	vs. Notre Dame ##	L	0-40
N7	at Maryland	L	22-27
N14	Duke	W	27-14
N28	vs. Army ##	L	8-11

+ Gator Bowl - Jacksonville, Fla.
JFK Stadium - Philadelphia, Pa.

1965 (4-4-2)

Coach..... Bill Elias
Captain Bob Wittenberg

S18	Syracuse	L	6-14
S25	at Stanford	T	7-7
O2	at Oklahoma	W	10-0
O9	William & Mary	W	42-14
O16	vs. Pittsburgh •	W	12-0
O23	at Georgia Tech	L	16-37
O30	at Notre Dame	L	3-29
N6	Maryland	W	19-7
N13	at Penn State	L	6-14
N27	vs. Army ##	T	7-7

• DC Stadium - Washington, D.C.
JFK Stadium - Philadelphia, Pa.

1966 (4-6)

Coach..... Bill Elias
Captain Don Downing

S17	Boston College	W	27-7
S24	at Southern Methodist	L	3-21
O1	at Air Force	L	7-15
O8	at Syracuse	L	14-28
O15	at Pittsburgh	W	24-7
O22	William & Mary	W	21-0
O29	vs. Notre Dame ##	L	7-31
N5	Duke	L	7-9
N12	at Vanderbilt	W	30-14
N26	vs. Army ##	L	7-20

JFK Stadium - Philadelphia, Pa.



2023 NAVY FOOTBALL

ALL-TIME SCORES

1967 (5-4-1)

Coach..... Bill Elias
Captain Bill Dow

S23	Penn State	W	23-22
S30	at Rice	L	7-21
O7	at Michigan	W	26-21
O14	Syracuse	W	27-14
O21	William & Mary	L	16-27
O28	at Pittsburgh	W	22-21
N4	at Notre Dame	L	14-43
N11	vs. Duke •	L	16-35
N18	Vanderbilt	T	35-35
D2	vs. Army ##	W	19-14

• Oyster Bowl - Norfolk, Va.
JFK Stadium - Philadelphia, Pa.

1968 (2-8)

Coach..... Bill Elias
Captain Mike Clark

S21	at Penn State	L	6-31
S28	Boston College	L	15-49
O5	at Michigan	L	9-32
O12	vs. Air Force •	L	20-26
O19	Pittsburgh	W	17-16
O26	Virginia	L	0-24
N2	vs. Notre Dame ##	L	14-45
N9	at Georgia Tech	W	35-15
N16	at Syracuse	L	6-44
N30	vs. Army ##	L	14-21

• Soldier Field - Chicago, Ill.
JFK Stadium - Philadelphia, Pa.

1969 (1-9)

Coach..... Rick Forzano
Captains Dan Pike & Jeff Krstich

S20	Penn State	L	22-45
S27	at Boston College	L	14-21
O4	at Texas	L	17-56
O11	at Pittsburgh	L	19-46
O18	at Rutgers	L	6-20
O25	Virginia	W	10-0
N1	at Notre Dame	L	0-47
N7	at Miami (Fla.)	L	10-30
N15	Syracuse	L	0-15
N29	vs. Army ##	L	0-27

JFK Stadium - Philadelphia, Pa.

1970 (2-9)

Coach..... Rick Forzano
Captain Bill McKinney

S12	Colgate	W	48-22
S19	at Penn State	L	7-55
S26	Boston College	L	14-28
O3	at Washington	L	7-56
O10	Pittsburgh	L	8-10
O17	vs. Air Force •	L	3-26
O24	at Syracuse	L	8-23
O31	vs. Notre Dame ##	L	7-56
N7	at Georgia Tech	L	8-30
N14	Villanova	L	10-14
N28	vs. Army ##	W	11-7

• RFK Stadium - Washington, D.C.
JFK Stadium - Philadelphia, Pa.

1971 (3-8)

Coach..... Rick Forzano
Captain Rick Porterfield

S11	at Virginia	W	10-6
S18	Penn State	L	3-56
S25	Boston College	L	6-49
O2	at Michigan	L	0-46
O9	at Pittsburgh	L	35-36
O15	at Miami (Fla.)	L	16-31
O23	Duke	W	15-14
O30	at Notre Dame	L	0-21
N6	at Georgia Tech	L	21-34
N13	Syracuse	W	17-14
N27	vs. Army ##	L	23-24

JFK Stadium - Philadelphia, Pa.

1972 (4-7)

Coach..... Rick Forzano
Captain Jim Garban

S16	William & Mary	W	13-9
S23	at Penn State	L	10-21
S30	Boston College	W	27-20
O7	at Michigan	L	7-35
O14	at Syracuse	L	14-30
O21	at Air Force	W	21-17
O28	vs. Duke ***	L	16-17
N4	vs. Notre Dame #	L	23-42
N11	Pittsburgh	W	28-13
N18	at Georgia Tech	L	7-30
D2	vs. Army ##	L	15-23

*** Oyster Bowl - Norfolk, Va.
Veterans Stadium - Philadelphia, Pa.
JFK Stadium - Philadelphia, Pa.

1973 (4-7)

Coach..... George Welsh
Captain Charlie Miletich

S15	at VMI	W	37-6
S22	Penn State	L	0-39
S29	at Michigan	L	0-14
O6	at Boston College	L	7-44
O13	Syracuse	W	23-14
O20	Air Force	W	42-6
O27	at Pittsburgh	L	17-22
N3	at Notre Dame	L	7-44
N10	at Tulane	L	15-17
N17	vs. Georgia Tech •	L	22-26
D1	vs. Army ##	W	51-0

• Gator Bowl - Jacksonville, Fla.
JFK Stadium - Philadelphia, Pa.

1974 (4-7)

Coach..... George Welsh
Captains Cliff Collier & Tim Harden

S14	Virginia	W	35-28
S21	at Penn State	W	7-6
S28	at Michigan	L	0-52
O5	Boston College	L	0-37
O12	at Syracuse	L	9-17
O19	at Air Force	L	16-19
O26	Pittsburgh	L	11-13
N2	vs. Notre Dame #	L	6-14
N9	The Citadel	W	28-21
N16	at Georgia Tech	L	0-22
N30	vs. Army ##	W	19-0

Veterans Stadium - Philadelphia, Pa.
JFK Stadium - Philadelphia, Pa.

1975 (7-4)

Coach..... George Welsh
Captains Chet Moeller & Steve Barilich

S13	at Virginia	W	42-14
S20	Connecticut	W	55-7
S27	at Washington	L	13-14
O4	vs. Air Force •	W	17-0
O11	Syracuse	W	10-6
O18	at Boston College	L	3-17
O25	at Pittsburgh	W	17-0
N1	at Notre Dame	L	10-31
N7	at Miami (Fla.)	W	17-16
N15	at Georgia Tech	L	13-14
N29	vs. Army ##	W	30-6

• RFK Stadium - Washington, D.C.
JFK Stadium - Philadelphia, Pa.

1976 (4-7)

Coach..... George Welsh
Captains Jeff Sapp & Kevin Sullivan

S11	Rutgers	L	3-13
S18	at Connecticut	W	21-3
S25	at Michigan	L	14-70
O2	Boston College	L	13-17
O9	at Air Force	L	3-13
O16	William & Mary	L	13-21
O23	Pittsburgh	L	0-45
O30	vs. Notre Dame •	L	21-27
N6	at Syracuse	W	27-10
N13	Georgia Tech	W	34-28
N27	vs. Army ##	W	38-10

• Municipal Stadium - Cleveland, Ohio
JFK Stadium - Philadelphia, Pa.

1977 (5-6)

Coach..... George Welsh
Captains Joe Gattuso & Mike Galpin

S10	The Citadel	W	21-2
S17	Connecticut	W	38-7
S24	at Michigan	L	7-14
O1	at Duke	L	16-28
O8	Air Force	W	10-7
O15	at Pittsburgh	L	17-34
O22	William & Mary	W	42-17
O29	at Notre Dame	L	10-43
N5	Syracuse	L	34-45
N12	Georgia Tech	W	20-16
N26	vs. Army ##	L	14-17

JFK Stadium - Philadelphia, Pa.

1978 (9-3)

Coach..... George Welsh
Captains Nick Mygas & Phil McConkey

S16	at Virginia	W	32-0
S23	at Connecticut	W	30-0
S30	at Boston College	W	19-8
O7	at Air Force	W	37-8
O14	Duke	W	31-8
O21	William & Mary	W	9-0
O28	Pittsburgh	W	21-11
N4	vs. Notre Dame •	L	7-27
N11	at Syracuse	L	17-20
N18	at Florida State	L	6-38
D2	vs. Army ##	W	28-0
D22	vs. BYU +	W	23-16

• Municipal Stadium - Cleveland, Ohio
JFK Stadium - Philadelphia, Pa.
+ Jack Murphy Stadium - San Diego, Calif. (Holiday Bowl)

1979 (7-4)

Coach..... George Welsh
Captains Larry Klawinski & Tom Paulk

S15	The Citadel	W	26-7
S22	Connecticut	W	21-10
S29	at Illinois	W	13-12
O6	Air Force	W	13-9
O13	vs. William & Mary ***	W	24-7
O20	Virginia	W	17-10
O27	at Pittsburgh	L	7-24
N3	at Notre Dame	L	0-14
N10	Syracuse	L	14-30
N17	at Georgia Tech	L	14-24
D1	vs. Army ##	W	31-7

*** Oyster Bowl - Norfolk, Va.
JFK Stadium - Philadelphia, Pa.

1980 (8-4)

Coach..... George Welsh
Captains Terry Huxel & Frank McCallister

S13	at Virginia	L	3-6
S20	Kent State	W	31-3
S27	William & Mary	W	45-6
O4	Boston College	W	21-0
O11	at Air Force	L	20-21
O18	Villanova	W	24-15
O25	at Washington	W	24-10
N1	vs. Notre Dame •	L	0-33
N8	at Syracuse	W	6-3
N15	at Georgia Tech	W	19-8
N29	vs. Army #	W	33-6
D15	vs. Houston **	L	0-35

• Giants Stadium - East Rutherford, N.J.
Veterans Stadium - Philadelphia, Pa.
** Giants Stadium - East Rutherford, N.J. (Garden State Bowl)



2023 NAVY FOOTBALL

ALL-TIME SCORES

1981 (7-4-1)

Coach.....George Welsh
CaptainsTim Jordan & Eddie Meyers

S12	The Citadel	W	17-7
S19	Eastern Kentucky	W	24-0
S26	at Michigan	L	16-21
O3	at Yale	L	19-23
O10	Air Force	W	30-13
O17	at Boston College	W	25-10
O24	William & Mary	W	27-0
O31	at Notre Dame	L	0-38
N7	Syracuse	W	35-23
N14	at Georgia Tech	W	20-14
N28	vs. Army #	T	3-3
D30	vs. Ohio State +++	L	28-31

Veterans Stadium - Philadelphia, Pa.
+++ Liberty Bowl - Memphis, Tenn. (Liberty Bowl)

1982 (6-5)

Coach.....Gary Tranquill
CaptainsDennis McCall & Travis Wallington

S11	Virginia	W	20-16
S18	vs. Arkansas **	L	17-29
S25	Boston College	L	0-31
O2	at Duke	W	27-21
O9	at Air Force	L	21-24
O16	William & Mary	W	39-3
O23	The Citadel	W	28-3
O30	vs. Notre Dame *	L	10-27
N6	at Syracuse	W	20-18
N13	at South Carolina	L	14-17
D4	vs. Army #	W	24-7

** War Memorial Stadium - Little Rock, Ark.
* Giants Stadium - East Rutherford, N.J.
Veterans Stadium - Philadelphia, Pa.

1983 (3-8)

Coach.....Gary Tranquill
CaptainsJeff Johnson & Andy Ponceigo

S10	at Virginia	L	16-27
S17	vs. Mississippi State ++	L	10-38
S24	Lehigh	W	30-0
O1	at Washington	L	10-27
O8	Air Force	L	17-44
O15	at Princeton	W	37-29
O22	Pittsburgh	L	14-21
O29	at Notre Dame	L	12-28
N5	Syracuse	L	7-14
N12	at South Carolina	L	7-31
N25	vs. Army ###	W	42-13

++ Miss. Memorial Stadium - Jackson, Miss.
Rose Bowl - Pasadena, Calif.

1984 (4-6-1)

Coach.....Gary Tranquill
CaptainsEric Rutherford & Mark Stevens

S15	at North Carolina	W	33-30
S22	Virginia	L	9-21
S29	vs. Arkansas **	L	10-33
O6	at Air Force	L	22-29
O13	Lehigh	W	31-14
O20	Princeton	W	41-3
O27	at Pittsburgh	T	28-28
N3	vs. Notre Dame *	L	17-18
N10	at Syracuse	L	0-29
N17	South Carolina	W	38-21
D1	vs. Army #	L	11-28

** War Memorial Stadium - Little Rock, Ark.
* Giants Stadium - East Rutherford, N.J.
Veterans Stadium - Philadelphia, Pa.

1985 (4-7)

Coach.....Gary Tranquill
CaptainsNapoleon McCallum & Eric Fudge

S7	North Carolina	L	19-21
S14	at Delaware	L	13-16
S21	at Indiana	L	35-38
S28	at Virginia	W	17-13
O12	Air Force	L	7-24
O19	Lafayette	W	56-14
O26	Pittsburgh	W	21-7
N2	at Notre Dame	L	17-41
N9	Syracuse	L	20-24
N16	at South Carolina	L	31-34
D7	vs. Army #	W	17-7

Veterans Stadium - Philadelphia, Pa.

1986 (3-8)

Coach.....Gary Tranquill
CaptainsBill Byrne & Vince McBeth

S13	Virginia	W	20-10
S20	at Indiana	L	29-52
S27	Lehigh	W	41-0
O4	Dartmouth	W	45-0
O11	at Air Force	L	6-40
O18	Pennsylvania	L	26-30
O25	at Pittsburgh	L	14-56
N1	vs. Notre Dame +	L	14-33
N8	at Syracuse	L	22-31
N15	Delaware	L	14-27
D6	vs. Army #	L	7-27

+ Memorial Stadium - Baltimore, Md.
Veterans Stadium - Philadelphia, Pa.

1987 (2-9)

Coach.....Elliot Uzelac
CaptainsMike Musser & Chuck Smith

S12	William & Mary	L	12-27
S19	Lehigh	L	9-24
S26	North Carolina	L	14-45
O3	at Virginia Tech	L	11-31
O10	Air Force	L	13-23
O17	at Pennsylvania	W	38-28
O24	Pittsburgh	L	6-10
O31	at Notre Dame	L	13-56
N7	Syracuse	L	10-34
N14	at Delaware	W	31-22
D5	vs. Army #	L	3-17

Veterans Stadium - Philadelphia, Pa.

1988 (3-8)

Coach.....Elliot Uzelac
CaptainsBert Pangrazio & Mark Pimpo

S3	James Madison	W	27-14
S10	Delaware	W	30-3
S17	Temple	L	7-12
S24	at The Citadel	L	35-42
O1	Yale	W	41-7
O8	at Air Force	L	24-34
O22	at Pittsburgh	L	6-52
O29	vs. Notre Dame +	L	7-22
N5	at Syracuse	L	21-49
N12	at South Carolina	L	8-19
D3	vs. Army #	L	15-20

+ Memorial Stadium - Baltimore, Md.
Veterans Stadium - Philadelphia, Pa.

1989 (3-8)

Coach.....Elliot Uzelac
CaptainsJames Bradley & Bob Weissenfels

S16	Brigham Young	L	10-31
S23	The Citadel	L	10-14
S30	at North Carolina	W	12-7
O7	Air Force	L	7-35
O14	at Pittsburgh	L	14-31
O21	at Boston College	W	27-24
O28	James Madison	L	20-24
N4	at Notre Dame	L	0-41
N11	Syracuse	L	17-38
N18	at Delaware	L	9-10
D9	vs. Army *	W	19-17

* Giants Stadium - East Rutherford, N.J.

1990 (5-6)

Coach.....George Chaump
CaptainsAlton Grizzard & Bill Bowling

S8	Richmond	W	28-17
S15	at Virginia	L	14-56
S22	Villanova	W	23-21
S29	Boston College	L	17-28
O6	at Air Force	L	7-24
O13	Akron	W	17-13
O27	James Madison	L	7-16
N3	vs. Notre Dame *	L	31-52
N10	at Toledo	W	14-10
N17	Delaware	W	31-27
D8	vs. Army #	L	20-30

* Giants Stadium - East Rutherford, N.J.
Veterans Stadium - Philadelphia, Pa.

1991 (1-10)

Coach.....George Chaump
CaptainsB.J. Mason & Byron Ogden

S7	Ball State	L	10-33
S14	at Virginia	L	10-17
S21	William & Mary	L	21-26
S28	Bowling Green	L	19-22
O12	Air Force	L	6-46
O19	at Temple	L	14-21
O26	Delaware	L	25-29
N2	at Notre Dame	L	0-38
N9	at Tulane	L	7-34
N23	Wake Forest	L	24-52
D7	vs. Army #	W	24-3

Veterans Stadium - Philadelphia, Pa.

1992 (1-10)

Coach.....George Chaump
CaptainsChad Chatlos, Eric McGowan
& Steve Palmer

S12	Virginia	L	0-53
S19	at Boston College	L	0-28
S26	Rutgers	L	0-40
O3	at North Carolina	L	14-28
O10	at Air Force	L	16-18
O24	Delaware	L	21-37
O31	vs. Notre Dame *	L	7-38
N7	Tulane	W	20-17
N14	Vanderbilt	L	7-27
N21	at Rice	L	22-27
D5	vs. Army #	L	24-25

* Giants Stadium - East Rutherford, N.J.
Veterans Stadium - Philadelphia, Pa.

1993 (4-7)

Coach.....George Chaump
CaptainsJason Van Matre & Javier Zuluaga

S11	at Virginia	L	0-38
S18	Eastern Illinois	W	31-10
S25	Bowling Green	W	27-20
O2	at Tulane	L	25-27
O9	Air Force	W	28-24
O16	Colgate	W	31-3
O23	at Louisville	L	0-28
O30	vs. Notre Dame #	L	27-58
N13	at Vanderbilt	L	7-41
N20	Southern Methodist	L	13-42
D4	vs. Army *	L	14-16

Veterans Stadium - Philadelphia, Pa.
* Giants Stadium - East Rutherford, N.J.

1994 (3-8)

Coach.....George Chaump
CaptainsChris Hart & Jim Kubiak

S3	at San Diego State	L	14-56
S10	Virginia	L	10-47
S17	at Bowling Green	L	21-59
O1	Duke	L	14-47
O8	at Air Force	L	21-43
O15	Lafayette	W	7-0
O22	Louisville	L	14-35
O29	at Notre Dame	L	21-58
N5	at Tulane	W	17-15
N19	Rice	W	29-17
D3	vs. Army #	L	20-22

Veterans Stadium - Philadelphia, Pa.

1995 (5-6)

Coach.....Charlie Weatherbie
CaptainsGarrett Smith & Andy Thompson

S9	at Southern Methodist	W	33-2
S16	at Rutgers	L	17-27
S23	Wake Forest	L	7-30
S30	at Duke	W	30-9
O7	Virginia Tech	L	0-14
O14	Air Force	L	20-30
O21	Villanova	W	20-14
N4	at Notre Dame	L	17-35
N11	Delaware	W	31-7
N18	Tulane	W	35-7
D2	vs. Army #	L	13-14

Veterans Stadium - Philadelphia, Pa.



2023 NAVY FOOTBALL

ALL-TIME SCORES

1996 (9-3)

Coach.....Charlie Weatherbie
Captains Clint Bruce & Ben Fay

S7	at Rutgers	W	10-6
S21	Southern Methodist	W	19-17
S28	at Boston College	L	38-43
O5	Duke	W	64-27
O12	at Air Force	W	20-17
O26	at Wake Forest	W	47-18
N2	vs. Notre Dame *	L	27-54
N9	Delaware	W	30-14
N16	Tulane	W	35-21
N23	at Georgia Tech	W	36-26
D7	vs. Army #	L	24-28
D25	vs. California @	W	42-38

* Croke Park - Dublin, Ireland
Veterans Stadium - Philadelphia, Pa.
@ Aloha Stadium - Honolulu, Hawaii (Aloha Bowl)

1997 (7-4)

Coach.....Charlie Weatherbie
CaptainsChris McCoy & Gervy Alota

S5	at San Diego State	L	31-45
S13	Rutgers	W	36-7
S20	at Southern Methodist	W	46-16
S27	at Duke	L	17-26
O11	Air Force	L	7-10
O18	VMI	W	42-7
N1	at Notre Dame	L	17-21
N8	Temple	W	49-17
N15	Colgate	W	52-24
N22	Kent	W	62-29
D6	vs. Army #	W	39-7

Giants Stadium - East Rutherford, N.J.

1998 (3-8)

Coach.....Charlie Weatherbie
CaptainsJason Wolf & Jason Snider

S10	at Wake Forest	L	14-26
S19	Kent	W	38-24
S26	at Tulane	L	42-24
O3	West Virginia	L	24-45
O10	at Air Force	L	7-49
O17	Colgate	W	42-35
O24	at Boston College	W	32-31
N7	Rutgers	L	33-36
N14	vs. Notre Dame @	L	0-30
N21	Southern Methodist	L	11-24
D5	vs. Army *	L	30-34

@ Jack Kent Cooke Stadium - Rajon, Md.
* Veterans Stadium - Philadelphia, Pa.

1999 (5-7)

Coach.....Charlie Weatherbie
CaptainsJamie Doffernye
..... & Terrence Anderson

S4	Georgia Tech	L	14-49
S11	at Kent	W	48-28
S18	Boston College	L	10-14
S25	at Rice	L	17-20
O2	at West Virginia	W	31-28
O9	vs. Air Force @	L	14-19
O23	Akron	L	29-35
O30	at Notre Dame	L	24-28
N6	at Rutgers	W	34-7
N13	Tulane	W	45-21
N20	at Hawai'i	L	41-48
D4	vs. Army #	W	19-9

@ FedExField - Landover, Md.
Veterans Stadium - Philadelphia, Pa.

2000 (1-10)

Coach.....Charlie Weatherbie
Captains Brian Broadwater & Brad Wimsatt

S2	Temple	L	6-17
S16	at Georgia Tech	L	13-40
S23	at Boston College	L	7-48
S30	TCU	L	0-24
O7	at Air Force	L	13-27
O14	vs. Notre Dame *	L	14-45
O21	Rutgers	L	21-28
O28	Toledo	L	14-35
N11	at Tulane	L	38-50
N18	Wake Forest	L	26-49
D2	vs. Army #	W	30-28

* Citrus Bowl - Orlando, Fla.
PSINet Stadium - Baltimore, Md.

2001 (0-10)

Coach.....Charlie Weatherbie (games 1-7)
..... Rick Lantz (games 8-10)
Captains Ed Malinowski & Jake Bowen

A30	at Temple	L	26-45
S8	Georgia Tech	L	7-70
S22	Boston College	L	21-38
O6	vs. Air Force #	L	18-24
O13	Rice	L	13-21
O20	at Rutgers	L	17-23
O27	at Toledo	L	20-21
N10	Tulane	L	28-42
N17	at Notre Dame	L	16-34
D1	vs. Army *	L	17-26

FedExField - Landover, Md.
* Veterans Stadium - Philadelphia, Pa.
Note: Navy played just 10 games due to the Sept. 15 game at Northwestern being canceled after the Sept. 11 terrorist attacks on America.

2002 (2-10)

Coach.....Paul Johnson
Captains Donnie Fricks & Josh Brindel

A31	at Southern Methodist	W	38-7
S7	N.C. State	L	19-65
S21	Northwestern	L	40-49
S28	Duke	L	17-43
O5	at Air Force	L	7-48
O12	Rice	L	10-17
O19	at Boston College	L	21-46
O26	at Tulane	L	30-51
N9	vs. Notre Dame #	L	23-30
N16	Connecticut	L	0-38
N23	at Wake Forest	L	27-30
D7	vs. Army *	W	58-12

Ravens Stadium - Baltimore, Md.
* Giants Stadium - East Rutherford, N.J.

2003 (8-5)

Coach.....Paul Johnson
CaptainsCraig Candeto & Eddie Carthan

A30	VMI	W	37-10
S6	at TCU	L	3-17
S20	Eastern Michigan	W	39-7
S27	at Rutgers	L	27-48
O4	vs. Air Force #	W	28-25
O11	at Vanderbilt	W	37-27
O18	at Rice	W	38-6
O25	Delaware	L	17-21
N1	Tulane	W	35-17
N8	at Notre Dame	L	24-27
N22	Central Michigan	W	63-34
D6	vs. Army *	W	34-6
D30	vs. Texas Tech !	L	14-38

FedExField - Landover, Md.
* Lincoln Financial Field - Philadelphia, Pa.
! Reliant Stadium - Houston, Texas (EVT.net Houston Bowl)

2004 (10-2)

Coach.....Paul Johnson
CaptainsAaron Polanco & Josh Smith

S4	Duke	W	27-12
S11	Northeastern	W	28-24
S18	at Tulsa	W	29-0
S25	Vanderbilt	W	29-26
S30	at Air Force	W	24-21
O16	vs. Notre Dame #	L	9-27
O23	Rice	W	14-13
O30	Delaware	W	34-20
N6	at Tulane	L	10-42
N20	Rutgers	W	54-21
D4	vs. Army *	W	42-13
D30	vs. New Mexico !	W	34-19

Giants Stadium - East Rutherford, N.J.
* Lincoln Financial Field - Philadelphia, Pa.
! SBC Park - San Francisco, Calif. (Emerald Bowl)

2005 (8-4)

Coach.....Paul Johnson
CaptainsLamar Owens & Jeremy Chase

S3	vs. Maryland #	L	20-23
S10	Stanford	L	38-40
O1	at Duke	W	28-21
O8	Air Force	W	27-24
O15	Kent State	W	34-31
O22	at Rice	W	41-9
O29	at Rutgers	L	21-31
N5	Tulane	W	49-21
N12	at Notre Dame	L	21-42
N19	Temple	W	38-17
D3	vs. Army *	W	42-23
D22	vs. Colorado State \$	W	51-30

M&T Bank Stadium - Baltimore, Md.
* Lincoln Financial Field - Philadelphia, Pa.
\$ Qualcomm Stadium - San Diego, Calif. (Poinsettia Bowl)

2006 (9-4)

Coach.....Paul Johnson
CaptainsJames Rossi & Rob Caldwell

S2	East Carolina	W	28-23
S9	Massachusetts	W	21-20
S16	at Stanford	W	37-9
S23	Tulsa (OT) !	L	23-24
S30	at Connecticut	W	41-17
O7	at Air Force	W	24-17
O14	Rutgers	L	0-34
O28	vs. Notre Dame @	L	14-38
N4	at Duke	W	38-13
N11	vs. Eastern Michigan #	W	49-21
N18	Temple	W	42-6
D2	vs. Army \$	W	26-14
D30	vs. Boston College %	L	24-25

! First overtime game in school history
@ M&T Bank Stadium - Baltimore, Md.
Ford Field - Detroit, Mich.
\$ Lincoln Financial Field - Philadelphia, Pa.
% Bank of America Stadium - Charlotte, N.C.
(Meineke Car Care Bowl)

2007 (8-5)

Coach.....Paul Johnson (games 1-12)
..... Ken Niumatalolo (game 13)
Captains Reggie Campbell, Jeff Deliz
..... & Irv Spencer

A31	at Temple	W	30-19
S7	at Rutgers	L	24-41
S15	Ball State (OT)	L	31-34
S22	Duke	W	46-43
S29	Air Force	W	31-20
O10	at Pitt (2OT) !	W	48-45
O20	Wake Forest	L	24-44
O27	Delaware	L	52-59
N3	at Notre Dame (3OT) @	W	46-44
N10	at North Texas #	W	74-62
N17	Northern Illinois	W	35-24
D1	vs. Army \$	W	38-3
D20	vs. Utah %	L	32-35

! First overtime win in school history
@ First win over Notre Dame since 1963
Highest scoring regulation game in NCAA history
\$ M&T Bank Stadium - Baltimore, Md.
% Qualcomm Stadium - San Diego, Calif. (Poinsettia Bowl)



2023 NAVY FOOTBALL

ALL-TIME SCORES

2008 (8-5)

Coach.....Ken Niumatalolo
CaptainsClint Sovie & Jarod Bryant

A30	Towson	W	41-13
S5	at Ball State	L	23-35
S13	at Duke	L	31-41
S20	Rutgers	W	23-21
S27	at Wake Forest	W	24-17
O4	at Air Force	W	33-27
O18	Pitt	L	21-42
O25	SMU	W	34-7
N1	Temple (OT)	W	33-27
N15	vs. Notre Dame \$	L	21-27
N25	at Northern Illinois	W	16-0
D6	vs. Army #	W	34-0
D20	vs. Wake Forest %	L	19-29

\$ M&T Bank Stadium - Baltimore, Md.
Lincoln Financial Field - Philadelphia, Pa.
% RFK Stadium - Washington, D.C. (EagleBank Bowl)

2009 (10-4)

Coach.....Ken Niumatalolo
CaptainsOsei Asante & Ross Pospisil

S5	at Ohio State	L	27-31
S12	Louisiana Tech	W	32-14
S19	at Pitt	L	14-27
S26	Western Kentucky	W	38-22
O3	Air Force (OT)	W	16-13
O10	at Rice	W	63-14
O17	at SMU (OT)	W	38-35
O24	Wake Forest	W	13-10
O31	Temple	L	24-27
N7	at Notre Dame	W	23-21
N14	Delaware	W	35-18
N28	at Hawai'i	L	17-24
D12	vs. Army #	W	17-3
D31	vs. Missouri %	W	35-13

Lincoln Financial Field - Philadelphia, Pa.
% Reliant Stadium - Houston, Texas (Texas Bowl)

2010 (9-4)

Coach.....Ken Niumatalolo
CaptainsRicky Dobbs & Wyatt Middleton

S6	vs. Maryland #	L	14-17
S11	Georgia Southern	W	13-7
S18	at Louisiana Tech	W	37-23
O2	at Air Force	L	6-14
O9	at Wake Forest	W	28-27
O16	SMU	W	28-21
O23	vs. Notre Dame %	W	35-17
O30	Duke	L	31-34
N6	at East Carolina	W	76-35
N13	Central Michigan	W	38-37
N20	Arkansas State	W	35-19
D11	vs. Army @	W	31-17
D23	vs. San Diego State !	L	14-35

M&T Bank Stadium - Baltimore, Md.
% New Meadowlands Stadium - E. Rutherford, NJ
@ Lincoln Financial Field - Philadelphia, Pa.
! Qualcomm Stadium - San Diego, Calif. (Poinsettia Bowl)

2011 (5-7)

Coach.....Ken Niumatalolo
CaptainsAlexander Teich & Jabaree Tuani

S3	Delaware	W	40-7
S10	at Western Kentucky	W	40-14
S17	at South Carolina	L	21-24
O1	Air Force (OT)	L	34-35
O8	Southern Miss	L	35-63
O15	at Rutgers	L	20-21
O22	East Carolina	L	35-38
O29	at Notre Dame	L	14-56
N5	Troy	W	42-14
N12	at SMU	W	24-17
N19	at San Jose State	L	24-27
D10	vs. Army #	W	27-21

FedExField - Landover, Md.

2012 (8-5)

Coach.....Ken Niumatalolo
CaptainsBo Snelson & Brye French

S1	vs. Notre Dame #	L	10-50
S15	at Penn State	L	7-34
S22	VMI	W	41-3
S29	San Jose State	L	0-12
O6	at Air Force (OT)	W	28-21
O12	at Central Michigan	W	31-13
O20	Indiana	W	31-30
O27	at East Carolina	W	56-28
N3	Florida Atlantic	W	24-17
N10	at Troy	L	31-41
N17	Texas State	W	21-10
D8	vs. Army !	W	17-13
D29	vs. Arizona State @	L	28-62

Aviva Stadium - Dublin, Ireland
! Lincoln Financial Field - Philadelphia, Pa.
@ AT&T Park - San Francisco, Calif. (Kraft Fight Hunger Bowl)

2013 (9-4)

Coach.....Ken Niumatalolo
CaptainsMatt Aiken & Cody Peterson

S7	at Indiana	W	41-35
S14	Delaware	W	51-7
S28	at Western Kentucky	L	7-19
O5	Air Force	W	28-10
O12	at Duke	L	7-35
O19	at Toledo (2OT)	L	44-45
O26	Pittsburgh	W	24-21
N2	at Notre Dame	L	34-38
N9	Hawai'i	W	42-28
N16	South Alabama	W	42-14
N22	at San Jose State (3OT)	W	58-52
D14	vs. Army !	W	34-7
D30	vs. Middle Tennessee @	W	25-6

! Lincoln Financial Field - Philadelphia, Pa.
@ Amon G. Carter Stadium - Fort Worth, Texas
(Bell Helicopter Armed Forces Bowl)

2014 (8-5)

Coach.....Ken Niumatalolo
CaptainsNoah Copeland & Parrish Gaines

A30	vs. Ohio State!	L	17-34
S6	at Temple	W	31-24
S13	at Texas State	W	35-21
S20	Rutgers	L	24-31
S27	Western Kentucky	L	27-36
O4	at Air Force	L	21-30
O11	VMI	W	51-14
O25	San Jose State	W	41-31
N1	vs. Notre Dame @	L	39-49
N15	Georgia Southern	W	52-19
N28	at South Alabama	W	42-40
D13	vs. Army !	W	17-10
D23	at San Diego State #	W	17-16

! M&T Bank Stadium - Baltimore, Md.
@ FedExField - Landover, Md.
Qualcomm Stadium - San Diego, Calif. (Poinsettia Bowl)

2015 (11-2, 7-1 AAC)

Coach.....Ken Niumatalolo
CaptainsKeenan Reynolds & Bernard Sarra

S5	Colgate	W	48-10
S19	East Carolina*	W	45-21
S26	at Connecticut*	W	28-18
O3	Air Force	W	33-11
O10	at Notre Dame	L	24-41
O24	Tulane*	W	31-14
O31	USF*	W	29-17
N7	at Memphis*	W	45-20
N14	SMU*	W	55-14
N21	at Tulsa*	W	44-21
N27	at Houston*	L	31-52
D12	vs. Army West Point !	W	21-17
D28	Pitt @	W	44-28

* AAC Game
! Lincoln Financial Field - Philadelphia, Pa.
@ Navy-Marine Corps Memorial Stadium - Annapolis, Md. (Military Bowl)

2016 (9-5, 7-1 AAC)

Coach.....Ken Niumatalolo
CaptainsToneo Gullely & Daniel Gonzales

S3	Fordham	W	52-16
S10	Connecticut*	W	28-24
S17	at Tulane*	W	21-14
O1	at Air Force	L	14-28
O8	Houston*	W	46-40
O22	Memphis*	W	42-28
O28	at USF*	L	45-52
N5	vs. Notre Dame !	W	28-27
N12	Tulsa*	W	42-40
N19	at East Carolina*	W	66-31
N26	at SMU*	W	75-31
D3	Temple #	L	10-34
D10	vs. Army West Point @	L	17-21
D23	vs. Louisiana Tech \$	L	45-48

* AAC Game
! EverBank Field - Jacksonville, Fla.
AAC Championship Game - Annapolis, Md.
@ M&T Bank Stadium - Baltimore, Md.
\$ Amon G. Carter Stadium - Fort Worth, Texas
(Bell Helicopter Armed Forces Bowl)

2017 (7-6, 4-4 AAC)

Coach.....Ken Niumatalolo
CaptainsDarryl Bonner & D.J. Palmore

S1	at Florida Atlantic	W	42-19
S9	Tulane*	W	23-21
S23	Cincinnati*	W	42-32
S30	at Tulsa*	W	31-21
O7	Air Force	W	48-45
O14	at Memphis*	L	27-30
O21	UCF*	L	21-31
N2	at Temple*	L	26-34
N11	SMU*	W	43-40
N18	at Notre Dame	L	17-24
N24	at Houston*	L	14-24
D9	vs. Army West Point @	L	13-14
D28	Virginia \$	W	49-7

* AAC Game
@ Lincoln Financial Field - Philadelphia, Pa.
\$ Navy-Marine Corps Memorial Stadium - Annapolis, Md. (Northrop Grumman Military Bowl)

2018 (3-10, 2-6 AAC)

Coach.....Ken Niumatalolo
CaptainsAnthony Gargiulo & Sean Williams

S1	at Hawai'i	L	41-59
S8	Memphis*	W	22-21
S15	Lehigh	W	51-21
S22	at SMU*	L	30-31 (OT)
O6	at Air Force	L	7-35
O13	Temple*	L	17-24
O20	Houston*	L	36-49
O27	vs. Notre Dame !	L	22-44
N3	at Cincinnati*	L	0-42
N10	at UCF*	L	24-35
N17	Tulsa*	W	37-29
N24	at Tulane*	W	28-29
D8	vs. Army @	L	10-17

* AAC Game
! SDCCU Stadium - San Diego, Calif.
@ Lincoln Financial Field - Philadelphia, Pa.

2019 (11-2, 7-1 AAC)

Coach.....Ken Niumatalolo
CaptainsPaul Carothers, Nizaire Cromartie,
.....Ford Higgins & Malcolm Perry

A31	Holy Cross	W	45-7
S14	East Carolina*	W	42-10
S26	at Memphis*	L	23-35
O5	Air Force	W	34-25
O12	at Tulsa*	W	45-17
O19	USF*	W	35-3
O26	Tulane*	W	41-38
N1	at Connecticut*	W	56-10
N16	at Notre Dame	L	20-52
N23	SMU*	W	35-28
N30	at Houston*	W	56-41
D14	vs. Army @	W	31-7
D31	vs. Kansas State !	W	20-17

* AAC Game
@ Lincoln Financial Field - Philadelphia, Pa.
! Liberty Bowl Memorial Stadium - Memphis, Tenn. (AutoZone Liberty Bowl)



2023 NAVY FOOTBALL

ALL-TIME SCORES

2020 (3-7, 3-4 AAC)

Coach.....Ken Niumatalolo
 Captains Billy Honaker, Cameron Kinley
 & Jackson Perkins

S7	BYU	L	3-55
S19	at Tulane*	W	27-24
O3	at Air Force	L	7-40
O10	Temple*	W	31-29
O17	at ECU*	W	27-23
O24	Houston*	L	21-37
O31	at SMU*	L	37-51
N28	Memphis*	L	7-10
D5	Tulsa*	L	6-19
D12	at Army	L	0-15

*AAC Game

2021 (4-8, 3-5 AAC)

Coach.....Ken Niumatalolo
 Captains Kevin Brennan, Mychal Cooper,
Diego Fagot & Chance Warren

S4	Marshall	L	7-49
S11	Air Force	L	3-23
S25	at Houston*	L	20-28
O2	UCF*	W	34-30
O9	SMU*	L	21-34
O14	at Memphis*	L	17-35
O23	Cincinnati*	L	20-27
O29	at Tulsa*	W	20-17
N6	at Notre Dame	L	6-34
N20	East Carolina*	L	35-38
N27	at Temple*	W	38-14
D11	Army!	W	17-13

*AAC Game

! MetLife Stadium - East Rutherford, N.J.

2022 (4-8, 4-4 AAC)

Coach.....Ken Niumatalolo
 Captains Kip Frankland, John Marshall
& Bijan Nichols

S3	Delaware	L	7-14
S10	Memphis*	L	13-37
S24	at ECU*	W	23-20 (2ot)
O1	at Air Force	L	10-13
O8	Tulsa*	W	53-21
O14	at SMU*	L	34-40
O22	Houston*	L	20-38
O29	Temple*	W	27-20 (OT)
N5	at Cincinnati*	L	10-20
N12	vs. Notre Dame!	L	32-35
N19	at UCF*	W	17-14
D10	vs. Army@	L	17-20 (2OT)

*AAC Game

! M&T Bank Stadium - Baltimore, Md.

@ Lincoln Financial Field - Philadelphia, Pa.



2023 NAVY FOOTBALL

ALL-TIME HOMECOMING RESULTS

Year	Opponent	Win/Loss	Score
1950	Northwestern	Loss	22-0
1951	Princeton	Loss	24-20
1952	William & Mary	Win	14-0
1953	Dartmouth	Win	55-7
1954	William & Mary	Win	27-0
1955	William & Mary	Win	7-0
1956	William & Mary	Win	39-14
1957	William & Mary	Win	33-6
1958	William & Mary	Win	14-0
1959	William & Mary	Win	29-2
1960	Villanova	Win	41-7
1961	William & Mary	Win	44-6
1962	William & Mary	Win	20-16
1963	William & Mary	Win	28-0
1964	William & Mary	Win	36-6
1965	William & Mary	Win	42-14
1966	William & Mary	Win	21-0
1967	William & Mary	Loss	27-16
1968	Boston College	Loss	49-15
1969	Virginia	Win	10-0
1970	Pitt	Loss	10-8
1971	Duke	Win	15-14
1972	Boston College	Win	27-20
1973	Syracuse	Win	23-14
1974	Pitt	Loss	13-11
1975	Syracuse	Win	10-6
1976	William & Mary	Loss	21-13
1977	William & Mary	Win	42-17
1978	Pitt	Win	21-11
1979	Connecticut	Win	21-10
1980	Boston College	Win	21-0
1981	William & Mary	Win	27-0
1982	The Citadel	Win	28-3
1983	Pittsburgh	Loss	21-14
1984	Princeton	Win	41-3
1985	Lafayette	Win	56-14
1986	Dartmouth	Win	45-0
1987	Lehigh	Loss	24-9
1988	Yale	Win	41-7
1989	James Madison	Loss	24-20
1990	James Madison	Loss	16-7
1991	Delaware	Loss	29-25
1992	Delaware	Loss	37-21
1993	Bowling Green	Win	27-20
1994	Louisville	Loss	25-14
1995	Villanova	Win	20-14
1996	Duke	Win	64-27
1997	VMI	Win	42-7
1998	Colgate	Win	42-35
1999	Akron	Loss	35-29
2000	Rutgers	Loss	28-21
2001	Rice	Loss	21-13
2002	Duke	Loss	43-17
2003	Delaware	Loss	21-17
2004	Delaware	Win	34-20
2005	Tulane	Win	49-21
2006	Rutgers	Loss	34-0
2007	Wake Forest	Loss	44-24
2008	Pitt	Loss	42-21
2009	Wake Forest	Win	13-10
2010	Duke	Loss	34-31
2011	East Carolina	Loss	38-35
2012	Indiana	Win	31-30
2013	Pittsburgh	Win	24-21
2014	San Jose State	Win	41-31
2015	Tulane	Win	31-14

Year	Opponent	Win/Loss	Score
2016	Memphis	Win	42-28
2017	UCF	Loss	31-21
2018	Houston	Loss	49-36
2019	Tulane	Won	41-38
2020	Houston	Loss	37-21
2021	Cincinnati	Loss	27-20
2022	Temple	Won	27-20 (OT)

ALL-TIME LETTER WINNERS

☆ A ☆

Name	Class Yr.	Lettered
Abey, Zachary J.	2019	2016-17-18
Abromitis, William Jr.	1948	1947
Acie, Carlinos	2022	2020-21
Ackerman, Brian P.	2012	2009-10-11
Adair, Steven A. Jr.	2004	2001-03
Adams, Chadburn G.	2001	2000
Adams, Gregory R.	1999	1998
Adams, Jerome T.	2023	2020-21
Adams, Joshua T.	2023	2020-21-22
Adams, Quincy J.	2016	2012-13-14-15
Adams, Roe R.	1902	1898-99-00-01
Adams, Jordan T.	2007	2004-05-06
Addison, William F. II (mgr)	2001	1999
Adorney, Frank	1953	1950-51-52
Adusei, Jefferey W.	2005	2004
Adzima, Michael R.	2020	2019
Aiken, Hugh K.	1906	1903-04-05
Aiken, Matthew G. (CC)	2014	2010-11-12-13
Akers, Kody L (mgr)	2015	2014
Akingbemi, Babatunde W.	2005	2002-03-04
Akpunku, Jude S.	2016	2012-14-15
Albershart, Thomas B.	1960	1958-59
Albertson, Donald G.	1926	1924-25
Alcorn, Eric Edsall (mgr.)	2023	2022
Alexander, Christopher	1992	1990-91
Alexander, Daveed U.	2001	1998-99-00
Alexander, Marc R.	1985	1982-83-84
Alexander, William D.	1915	1913-14
Allison, Robert C.	1952	1949
Alota, Gervy J. (CC)	1998	1994-95-96-97
Alukonis, Jeremy R.	1997	1994
Alvarado, Jon	2008	2007
Ambrogio, Richard T.	1948	1946
Ameen, Robert R.	1977	1972-73-74
Amell, John	2023	2022
Amerau, Colin C.	2015	2012
Amos, Richard H. Jr.	2007	2006
Amosa-Tagovailoa, Adam S.	2019	2016-18
Anania, Vincent J.	1945	1942
Anderson, David R.	1992	1991
Anderson, Jack R.	1954	1952-53
Anderson, Ralph O. Jr	1940	1938-39
Anderson, Terrence D. (CC)	2000	1998-99
Andrade, Benjamin (mgr.)	2023	2021-22
Andresen, Ronald N.	1950	1949
Andrews, Bruce A.	2012	2011
Andrews, Charles T.	1956	1955
Andrews, James G.	1938	1937
Andrews, Sean	1998	1995-96-97
Angel, James B.	1966	1965
Angulo, Lance A.	2019	2018
Anthony, Anthony A.	1958	1956-57
Anthony, William J Jr	2016	2012-13-14-15
Antol, Joshua W.	2017	2015-16
Antrim, Richard N.	1931	1930
Antrim, Robert J.	1938	1935-36-37
Archer, Luther Jr	1989	1988
Arline, Xavier J.	2024	2020-21-22
Armstrong, Edmund S.	1948	1946-47
Armstrong, Lenny	1988	1986
Arnold, Henry D.	1950	1949
Arnone, Jaimeson J.	1993	1992
Aronis, Alexander B.	1955	1952-53-54

Arthur, Samuel H.	1920	1918
Artim, Shane R (recruiting).	2018	2017
Asante, Osei (CC)	2010	2008-09
Ashmore, John R.	1973	1970-71-72
Asserson, William C.	1897	1896
Atkins, Arthur K.	1905	1902
Atturio, John M.	1969	1968
Atwaters, Derek D.	2023	2019-20

☆ B ☆

Name	Class Yr.	Lettered
Bader, David M	2001	2000
Bagdanovich, Michael P.	1928	1926-27
Bagley, Worth	1895	1891-92-93-94
Bailey, Dominic R.	2003	2000-01-02
Baileys, Nicholas T. (mgr.)	2012	2011
Baird, Leonard J.	1935	1932-34
Baker, John H.	1946	1943-44
Bakke, Thomas N. (C)	1952	1949-50
Baldinger, James D.	1953	1950-51
Ballard, Adam	2008	2004-05-06-07
Balsly, Jeri D.	1969	1967
Bank, Neill K.	1926	1925
Banbury, John P.	2022	2020-21
Bankston, Patrick C.	2020	2017-18-19
Bannan, Edward K.	1959	1958
Bannerman, David V.	1951	1949-50
Barber, Nolan	2025	2022
Barbour, Lorentez C.	2016	2014-15
Barchet, Steven G.	1924	1921-22-23
Barilich, Steven F. (CC)	1976	1973-74-75
Barker, Andrew C.	2013	2011-12
Barker, James N.	1956	1955
Barker, Jerome A.	1980	1977-78-79
Barksdale, David A.	1946	1942-44
Barnaby, Adrian J.	2015	2014
Barnes, Lance S.	1994	1993
Barnes, Tyree D.	2009	2005-06-07-08
Barondes, Earl D.	1948	1946
Barr, Michael J.	1972	1969-70-71
Barrett, Bryan	2019	2017-18
Barrett, Russell S.	1919	1917
Barron, William W.	1947	1943-44-45
Barrowman, G.J.	1971	1970
Barry, Ryan M.	2005	2002-03-04
Barta, Alexander J.	2017	2015-16
Bartlett, William H.	1949	1946
Bartos, Joseph S. Jr	1948	1945-46
Bartuska, Anthony J.	1951	1949
Barwis, Robert C.	1985	1982
Basford, Michael R.	2012	2010-11
Basl, Lauren E. (trainer)	2012	2010-11
Bass, Curtis	2010	2008-09
Bassi, Felix J.	1968	1965
Batchelder, Thomas	2012	2011
Bates, Basil B. Jr (mgr)	1980	1979
Bates, Richard W.	1915	1914
Battipaglia, Jeff	2011	2008-09-10
Battle, Kyle	2017	2015-16
Bauer, Dale A.	1931	1930
Bauer, Harold W.	1930	1927-28-29
Bauer, Rudolph C.	1930	1927-28-29
Baughman, Daniel S. Jr	1939	1937-38
Baumberger, Walter H.	1934	1933

Baumuel, Griffin R.	2021	2018
Bayer, Frederick B. III	1968	1965-66-67
Bayless, Walter B.	1936	1935
Baysinger, Reaves H. Jr	1949	1946-47-48
Bazzle, David A.	2005	2003-04
Beagle, Ronald G.	1956	1953-54-55
Beans, Fred D.	1930	1927-28-29
Beard, Evan C.	2006	2003-04
Becht, Lawrence R.	1934	1931-32-33
Beck, Christopher T.	1993	1989-90-91-92
Beeler, James D.	1949	1948
Been, Richard G.	1972	1969-70-71
Beggs, Randolph G.	2018	2015-17
Behrent, Michael R.	1973	1971-72
Belknap, Charles Jr (C)	1903	1899-00-01-02
Bell, Ronald I.	1962	1961
Bellack, Steven J.	1995	1992-93
Bellino, Joseph M.	1961	1958-59-60
Beltran, Pablo A.	2015	2011-12-13-14
Bendrick, Frank E.	1955	1954
Bennett, Bruce S.	1988	1986-87
Bennett, Michael T.	2004	2003
Benoist, Louis A.	1920	1919
Bensch, William D.	1992	1990-91
Benzi, Leonard F.	1956	1954
Bergazzi, Wesley A.	1973	1970-71-72
Berger, Matthew L.	2002	2001
Berghult, David C.	1991	1989-90
Bergner, Allen A. (C)	1940	1937-38-39
Bergner, Jon C.	1968	1967
Bernacchi, Nicholas R.	2022	2020-21
Bernard, Richard F.	1907	1905-06
Berner, John A.	1987	1984-85-86
Bernet, Albert E.	1926	1924-25
Berniard, Donald C.	2024	2020-21-22
Berrien, Frank D.	1900	1897-98-99
Berry, George Z.	1972	1970-71
Berry, Joseph L.	1944	1942
Bertrand, Kwazel A.	2016	2012-13-14-15
Beuret, John D.	1892	1891
Beuttenmuller, Pater T.	2003	2001-02
Beverlin, Donald C.	1978	1977
Bezek, George M.	1960	1958-59
Bickel, Roger B.	1966	1965
Bijak, Francis A.	1986	1984-85
Bikakis, Charles N.	1960	1959
Biles, Jacob H.	2006	2004-05
Bingham, William P.	1982	1981
Binns, Ikechukwi E.	2016	2013-14-15
Binns, Jack A.	1932	1929-31
Bishop, Daniel J.	1990	1989
Bisset, Guy A.	1899	1897-98
Bixler, Henry B. (mgr.)	2022	2020-21
Black, Orrin F.	1931	1930
Blackwell, Richard B.	1949	1948
Blake, Ian E.	2021	2019-20
Blanchard, Gregory S.	1986	1983-84
Blazis, Enoch J.	1987	1985-86
Blecksmith, James P.	2003	2002
Blick, Brian P.	2012	2011
Blockinger, Alvin F.	1960	1959
Blodgett, Harry C.	1917	1913-14-15
Blount, Thomas E.	1941	1939-40
Blue, William M.	2012	2009-10-11
Blumenfeld, Geoffrey T.	2005	2002-03-04
Boblitt, Christopher J.	1981	1979-80
Bock, Joshua M.	2001	2000

2023 NAVY FOOTBALL

ALL-TIME LETTER WINNERS

Boddiford, Alexander J.	2012	2011	Brooks, William B.	1934	1932-33	Byrd, Gregory L.	1977	1976
Bolden, Anthony	1993	1992	Brown, Bobby E.	1996	1996	Byrne, William D. Jr (CC)	1987	1984-85-86
Boleña, Casey D.	2014	2011-12-13	Brown, Brad I.	1993	1990	Byrom, James T.	1956	1952
Bolesta, Robert F.	1977	1975	Brown, Brian C.	2000	1997			
Bolles, Harry A.	1923	1920-21-22	Brown, Bryan B. Jr	1947	1945			
Bollinger, H.R.	1924	1923	Brown, Curtis L.	1988	1986-87			
Bonner, Darryl A. (CC)	2018	2016-17	Brown, Demond D. Jr	2016	2012-13-14-15			
Bonnett, Michael (mgr)	1995	1994	Brown, George C. Jr	1945	1942-43			
Bookhout, Kyle	2010	2008	Brown, James M.	1968	1967			
Bookwalter, Charles S.	1894	1892-93	Brown, John A. III	2018	2016-17			
Boothe, Sammy P.	1942	1940-41	Brown, John H. Jr (Babe)	1914	1910-11-12-13			
Borgschulte, Michael J.	1991	1990	Brown, Julian H. III (video)	2019	2018			
Boring, Keith E.	1982	1980-81	Brown, Joshua J.	2018	2016-17			
Born, Arthur S.	1927	1926	Brown, Peter (mgr.)	2022	2020-21			
Borrebach, Douglas S.	1984	1981-82	Brown, Rodney T.	1990	1988-89			
Borries, Fred Jr	1935	1932-33-34	Brown, Samuel E.	2005	2004			
Bothel, Shane A.	2011	2009-10	Brown, Tony T.	2022	2019			
Bolt, Richard P.	1980	1976-77-78-79	Brown, William D.	1924	1923			
Botula, Bernard C.	1953	1950-51	Bruce, R. Clint (CC)	1997	1993-94-95-96			
Bourgeois, Brian M.	2001	1998-99-00	Bruff, Charles W.	1901	1900			
Bowen, Brandon J. (CC)	2002	1997-00	Brunn, Timothy J.	1988	1986-87			
Bowen, John D. III	1971	1969	Bryan, Louis A.	1932	1929-30-31			
Bowers, Donald B.	2011	2010	Bryant, Cameron D.	2017	2014-16			
Bowling, William A. (CC)	1991	1988-89-90	Bryant, Howard M.	1997	1994-95-96			
Bowron, Harold A.	2012	2011	Bryant, Jarod S. (CC)	2009	2006-07-08			
Bowstrom, Robert M. (C)	1931	1928-29-30	Bryson, James W.	1952	1949-50-51			
Boyd, Paul C.	1946	1944	Buaas, Marion H. (mgr)	1938	1937			
Boyer, Charles E. III	1971	1969-70	Bucchianeri, Ryan J.	1997	1994			
Boyer, James C.	1974	1973	Buchanan, Allen	1899	1898			
Boyer, Larry A.	1960	1957-58-59	Buckley, Joseph E. III	2011	2009-10			
Boyer, Ralph W. Jr	1941	1939-40	Buckner, Chaisen S.	2024	2021			
Boyer, Scott A.	1987	1985-86	Budd, Sydney N. (video)	2019	2018			
Boyle, Charles P. III	1958	1957	Buffin, Kelric	2009	2005-06-07-08			
Boynton, Harold W.	1908	1907	Bulich, Otto P.	1978	1976-77			
Bradley, Ahmad M.	2024	2021-22	Bull, Richard S. Jr	1936	1933-34-35			
Bradley, James O. (CC)	1990	1987-88-89	Bullard, Ivan C.	1993	1990			
Brady, Frank T.	1953	1951-52	Bullen, William J.	2008	2005-07			
Brady, Steven M.	1986	1983-84-85	Bumphus, Calvin E. (mgr)	1997	1996			
Bramlett, Leon C. Jr (C)	1948	1943-44-45-46	Burbage, Charles T.	1969	1967-68			
Brammer, Michael D.	2006	2005	Burchett, Chester W.	1957	1955-56			
Brand, Charles C.	1910	1908-09	Burge, Chase A.	2011	2009-10			
Brand, Gregory R.	1984	1982-83	Burger, Andrew	2010	2009			
Brand, John	2023	2022	Burke, David J.	1986	1985			
Brandquist, Roland	1960	1957-58-59	Burke, Edward J. (C)	1929	1926-27-28			
Brannan, Travis W.	2020	2018-19	Burke, Louis E. Jr	1940	1937-38-39			
Brazier, Shalimar L.	2004	2001-02-03	Burke, Thomas L.	1980	1979			
Breland, James E.	1966	1963	Burnette, Edwin A.	1972	1971			
Brence, Ronald E.	1958	1957	Burns, Michael L.	1990	1988-89			
Brennan, Joseph P.	1988	1985-86-87	Burns, Richard H. (C)	1935	1932-33-34			
Brennan, Kevin A. (QC)	2022	2019-20-21	Burton, Scott L.	2000	1999			
Bresnahan, Charles E.	1983	1981-82	Busic, Jacob S.	2024	2021-22			
Brewer, Matthew H.	2013	2010-11	Buschbom, Ronald L.	1966	1964-65			
Bridgers, Paul	2008	2007	Bush, Blake T.	1982	1981			
Bridges, Travis S.	2014	2011-12-13	Bush, David A.	2004	2001			
Brightman, Robert W.	1945	1943	Bush, David M. Jr (mgr)	1939	1938			
Briley, Carl (mgr)	1995	1994	Bush, Tra'ves L.	2013	2010-11-12			
Brimage, Michael D.	2005	2002-03	Bushak, Andrij S.	1976	1973-74-75			
Brindel, Joshua A. (CC)	2003	2000-01-02	Bushnell, Christopher St. John (mgr.)	2024	2022			
Bringle, William F.	1937	1935-36	Busik, William S.	1943	1940-41			
Britt, J. David	1992	1991	Butler, Alexandra (video)	2020	2019			
Brittingham, Cordrea	2002	1998-99	Butler, John S. (mgr.)	2005	2002-04			
Britton, James P.	2015	2011-12-13-14	Butler, William	1920	1916-17-18			
Broadfoot, Henry B.	1916	1914	Buttle, Toby J.	1978	1976-77			
Broadwater, Brian C.(CC)	2001	1998-99-00	Buttrill, William S.	1969	1967			
Broderick, Thomas E.	1973	1971-72	Butts, LeBron II	1998	1995-96-97			
Brodowicz, Mark E.	1984	1983	Byng, John W.	1931	1928-29-30			
Brooks, Matthew W.	2002	1999-00-01	Byrd, Andre A. II	2011	2010			



Name	Class Yr.	Lettered
Cabaniss, Robert W.	1906	1905
Cabral, Joshua K.	2013	2010-11-12
Cabrera, Michael A.	2021	2020
Cal, Eric M.	2020	2019
Caldwell, Henry H.	1927	1925-26
Caldwell, Robert K.	1958	1956-57
Caldwell, Robert S. (CC)	2007	2004-05-06
Caldwell, Rex S.	1925	1924
Calisch, Louis H., III	2000	1998-99
Callahan, Stephen L.	1981	1977-78-79-80
Calland, Albert M. III	1974	1971-72-73
Cameron, Alan R. (C)	1944	1940-41-42
Cameron, Robert J.	1953	1951-52
Campbell, Evan M.	2013	2012
Campbell, Kevin	2010	2008
Campbell, George W.	1926	1924
Campbell, James H.	1933	1930-31-32
Campbell, James J.	1964	1961-62-63
Campbell, Kevin Z.	2010	2009
Campbell, Reginald (CC)	2008	2004-05-06-07
Candeto, Craig L. (CC)	2004	2002-03
Cannada, Timothy D.	1998	1995-96-97
Canterna, Don L.	1973	1970-71
Caraveo, Bryan T.	1984	1982-83
Cardona, Joseph D.	2015	2011-12-13-14
Carello, Larry D.	1973	1971-72
Carey, Lee C.	1911	1908-09-10
Carlson, Christopher W.	1989	1987-88
Carmona, Tyler M.	2018	2015-2016-17
Carnahan, Ralph H.	1947	1945
Carney, Arthur G. (C)	1924	1921-22-23
Carothers, Jamale T.	2022	2019-20
Carothers, James P. (QC)	2020	2018-19
Carpenter, Reginald T.	1904	1901-02
Carr, Emerson F.	1969	1966-67-68
Carreon, Matthew J.	2001	2000
Carrington, James H.	1948	1944-45-46
Carroll, Bronston B.	2004	2003
Carroll, John W. III	1986	1984-85
Carrothers, Peter C. (mgr)	1963	1962
Carson, Scott D.	1991	1988-89-90
Carson, Theo K.	1951	1948-50
Carter, Blake	2010	2007-08-09
Carter, Clay P.	2007	2006
Carter, Vauix	1884	1882
Carthan, Eddie C. (CC)	2004	2000-01-02-03
Cartwright, John B.	1968	1965-66-67
Case, Frank D. Jr	1938	1935-36-37
Cass, Calvin L. Jr.	2017	2014-15-16
Cassidy, Charles J.	1987	1986
Castaneda, Robert J. (mgr.)	2022	2020-21
Castelli, Christopher W.	1986	1984-85
Castleman, Kenneth G.	1896	1894-95
Castree, John F.	1931	1928
Caulk, Peter M.	1977	1973-75-76
Caulk, Robert F. II	1976	1974-75
Causey, Lewis D.	1906	1905
Cebak, William T.	1984	1982-83



ALL-TIME LETTER WINNERS

Cellon, Richard E.	1978	1976-77
Chafin, Steven D.	1980	1976
Chamberlain, James B.	1977	1976
Chambers, Henry L.	1908	1904
Chambers, Steven P.	1981	1978-79-80
Chambers, Thomas E.	1932	1930-31
Chambliss, Kevin V.	1972	1969
Champion, Aron K.	1976	1974
Chan, John K.	2007	2004-05-06
Channell, Albert B. (C)	1945	1942-43
Chapon, Michael	1981	1978-80
Chapple, Wreford G.	1930	1928
Chase, Benjamin S. III (C)	1946	1942-43-44
Chase, Jeremiah M. (CC)	2006	2002-03-04-05
Chatfield, James A. II	1989	1987-88
Chatlos, Bradley J.	1999	1997-98
Chatlos, George C. (CC)	1993	1989-90-91-92
Chavous, John G.	2000	1997-98-99
Cheging, George M. (mgr)	1975	1974
Chewning, William M.	1942	1939-40-41
Chiesl, Michael J.	2002	2000-01
Chillingworth, Charles F.	1925	1924
Chip, William C.	1943	1940
Chomicz, Donald J.	1959	1957-58
Christ, Michael L.	1990	1989
Christian, Prentice A.	2013	2012
Chung-Hoon, Gordon P.	1934	1931-32-33
Church, David E.	1967	1965-66
Church, John H. Jr	1968	1966-67
Cianella, Brian	1983	1980-81-82
Cioni, Gene R.	1977	1976
Clark, Charles H.	1934	1933
Clark, Clyde D.	2003	2000-01
Clark, H.D.	1920	1919
Clark, Howard E.	1943	1940-41
Clark, Michael B. (C)	1969	1966-67-68
Clark, Scott B. (mgr.)	2009	2007
Clark, Virginus E.	1907	1906
Clark, William C.	1935	1932-33-34
Clarke, William P.O.	1917	1916
Clarkson, Joseph E.	1955	1954
Clarkson, Paul A.	2004	2001-03
Clay, Henry M.	1911	1908-09-10
Clear, Caleb A.	2022	2020
Clements, Brendon I.	2017	2013-14-15
Cleverdon, Thomas F.	1969	1967-68
Clifton, Joseph C.	1930	1927-28-29
Clouse, Richard L.	1985	1981-82-83-84
Clyde, Paul M.	1925	1922-23
Coats, William	2013	2012
Cobb, Calvin H.	1911	1908-09-10
Cochrane, Brett A.	2003	2000-01-02
Cocozza, Timothy R.	1970	1966-68
Coffey, Jason W.	1998	1995-96-97
Coffman, Clovis C.	1928	1927
Cofield, Anthony K.	1993	1990
Colburn, Ted W.	2017	2014-15-16
Colby, Mark D.	1985	1982-83-84
Coldwell, Harold	1920	1917-18
Cole, Lord K.	2005	2003-04
Cole, Otis R. Jr	1936	1934-35
Coleman, Luke C.	2023	2020-21
Coleman, Terrence A.	2002	2001
Colistra, Cory J.	2006	2005
Collier, Clifford L. (CC)	1975	1973-74
Collins, Cecil L.	1998	1997
Collins, David H.	1944	1942

Collins, Willie	2024	2021-22
Collmus, John P. (video)	2011	2012
Colon, Brandon T.	2018	2014-15-16-17
Combs, Thomas S.	1920	1918
Conlin, Richard J. III	1999	1998
Conlon, Matthew M.	2022	2021
Connolly, John M.	1966	1963-64-65
Connor, Nathaniel W. (mgr)	1999	1998
Conroy, Vincent P. (C)	1923	1920-21-22
Cook, James D.	1987	1984-85-86
Cook, Murray A.	1987	1985
Cooke, Lemuel D.	1939	1936-37-38
Cooley, Travis W.	1998	1995-96-97
Coombs, Richard J.	1985	1983-84
Cooper, Charles G. II	1950	1947-48
Cooper, Cleveland E.	1975	1972-73-74
Cooper, Mychal D. (QC)	2022	2018-19-20-21
Copeland, Blake A.	2017	2014-16
Copeland, Noah K. (CC)	2015	2011-12-13-14
Coppedge, John O.	1947	1945
Corbett, Clarence E. Jr	1940	1937-38
Cordero, Christopher	1992	1989-90-91
Correll, Robert D.	1960	1959
Correnti, Anthony R.	1954	1951-52
Cosh, James J.	2011	2010
Cossavella, Jake Elliot	2023	2021
Costello, Thomas J.	2005	2003-04
Cotney, Tyler W (video)	2011	2010
Cotton, Deric R.	1996	1992
Couch, Matthew R.	2013	2012
Coulter, Shawn M.	1984	1982
Covarrubias, A. Jason	1998	1995-96-97
Craig, Carlyle	1916	1914-15
Craig, Robert J.	1956	1953-54
Crane, Leo O.	1931	1928
Craven, Thomas T.	1896	1894
Crawley, William B.	1945	1943
Crecion, Adam S.	1999	1995-96-97-98
Cregge, Kyle P.	2015	2014
Crepeau, Oreal J.	1944	1942
Criner, Tremayne (mgr)	1994	1993
Cromartie, Nizaire F. (QC)	2020	2016-17-18-19
Cromer, DeJuan, II.	2002	1999-00-01
Cromwell, Clay Hollingsworth	2024	2021-22
Crosby, Raymond B.	2001	2000
Cross, John H.	1927	1925-26
Cruise, Edgar A.	1922	1919-20-21
Crum, Michael E.	1982	1980
Cruz, Alexander (mgr.)	2021	2019-20
Cuccio, Peter F.	1977	1974
Cuevas-Gillis, Ajani J.	2024	2020
Culbert, Frederick P.	1915	1914
Culbreath, Edward L. (mgr.)	2001	2000
Cullen, Carl E.	1924	1922-23
Curry, Marcus E.	2012	2009
Curtis, Derwood C.	1976	1973-75
Cutter, Slade D.	1935	1932-33-34
Cyic, Joseph S.	2007	2005-06
Cyic, Lawrence J., Jr.	2007	2005-06

★ **D** ★

Name	Class Yr.	Lettered
Dabney, Barry S.	2014	2012-13
Dagampat, Richard M. (C)	1959	1956-57-58
Dague, William H.	1908	1905-06-07
Daigneault, Matthew T.	2000	1998-99
Daley, Thomas J.	1969	1966-67-68
Dalton, John P. (C)	1912	1908-09-10-11
Daly, Raymond T.	1984	1980-81
Dander, Vernon A.	1956	1955
Daniel, Jahmaal E.	2018	2017
Dashiell, Robert B.	1915	1916
Dattilo, Frank III	1961	1959-60
Davenport, Myles G.	2018	2015-16-17
Davidson, William C.	1895	1893-94
Davies, Ashton J.	2000	1999
Davies, Daniel T.	2023	2020-21-22
Davis, Aaron J.	2015	2012-13-14
Davis, Christopher D.	1984	1981-82
Davis, Emmett W.	2021	2020
Davis, Frederic C.	1952	1949-50-51
Davis, Joseph B.	1932	1931
Davis, John P. Jr	1932	1931
Davis, Michael A.	1992	1989-90-91
Davis, Odarius J.	2020	2018-19
Davis, Robert W.	1955	1954
Davis, Tyler (mgr.)	2022	2020-21
Davis, Ward P.	1917	1915
Dawson, David J.	2010	2009
Dawson, Howard W. (mgr)	1944	1942
Dawson, Jerry	1991	1989-90
Dawson, William L.	1933	1932
Day, Robert P. Jr	1989	1986-87-88
Day, Robert S.	1942	1940
DeAbreu, Jose D. (mgr)	2018	2016-17
DeCario, Raymond D.	1970	1967-68
Decker, Walter B.	1906	1903-05
Deen, Jackie W.	1969	1967
DeGeorge, Bernard J. Jr	1967	1965-66
Degree, James J.	1978	1976-77
Delahooke, Kyle	2011	2008-09-10
Deliz, Jeffrey J. (CC)	2008	2005-06-08
Delmazo, Kenneth J.	2001	1999-00
Delmonico, Tory J.	2019	2017-18
DeMell, Brady A.	2012	2009-10-11
Demott, Max B.	1909	1906-07
Denfeld, Richard E.	1952	1950
Denfield, D.N.	1922	1918-19
Dennett, Stanley P.	1895	1893
Denny, James B.	1933	1930-31
Dent, David R.	1981	1979-80
Denzer, Danika C. (trainer)	2008	2007
Deramee, Edmond L. Jr	1947	1944-45
Derode, Louis R.	1915	1914
Destafney, Robert W.	1978	1975-76-77
Detweiler, Jack A.	1970	1968-69
Devens, William G.	1924	1923
Dickinson, Larry A.	1990	1987
Dietz, Harry L.	1961	1960
Diggs, Delvin L.	2012	2011
Dill, Robert W.	1985	1982-83-84
Dillon, Hall S. II	1970	1969
Dillon, Terrol N.	1996	1995
Dimon, John T. (mgr)	1927	1926
Dingle, Irving A.	1999	1995-97-98

2023 NAVY FOOTBALL

ALL-TIME LETTER WINNERS

Dingle, Marvin E.	2006	2003-04
DiRenzo, Joseph III	1982	1981
Dittmann, Harry G.	1967	1964-65-66
Divis, Francis G.	2005	2003-04
Dixon, Damon B.	1995	1992-93-94
Dixon, R. Jerome Jr	1997	1995-96
Dixon, Kurt L.	1984	1981-82-83
Dmetruk, Stephen F.	1971	1968-69-70
Dobbs, Clarence R. (CC)	2011	2008-09-10
Dobbs, Jamel J.	2014	2011
Dodge, Wilson T.	1928	1927
Dofffermyre, Jamie C. (CC)	2000	1997-98-99
Doherty, Stephen	1906	1903-04-05
Dolan, Michael F.X.	1981	1979-80
Doling, Stephen F. (mgr)	1993	1992
Doll, Amy (trainer)	1999	1998
Doman, Thomas M.	1987	1983-85-86
Dornin, Robert E.	1935	1932-33-34
Domino, Alex F.	1996	1994-96
Domino, Anthony R.	1991	1989-90
Donahoe, Joseph F. Jr	1943	1940
Donaldson, James C. Jr	1943	1940-41
Donatelli, Douglas R.	1983	1980
Donnelly, William P.	1965	1962-63-64
Donnelly, William P. Jr	1989	1986
Doogan, Neil J.	2012	2010
Doolittle, Alex J.	2014	2011
Dorris, Conner M.	2019	2016-17
Dorsey, Frank J.	1954	1951-52
Douglas, Archibald H. (C)	1908	1905-06-07
Douglas, Harold G.	1911	1910
Douglass, Eric C.	2012	2009-10-11
Dow, William C. (C)	1968	1965-66-67
Dowd, John S.	2012	2009-10-11
Dowell, Jonathan S.	1905	1904
Dowler, Matthew P.	2005	2004
Dowling-Fitzpatrick, Joshua	2013	2010-11-12
Downing, Donald A. (C)	1967	1964-65-66
Doyle, Bobby	2010	2007-08-09
Drake, Jordan A.	2015	2011-12-13-14
Drechsler, Brian M.	1998	1995-96-97
Drenning, Ross A.	1999	1998
Drew, Roger L.	1951	1948-49-50
Driscoll, Allen A.	1961	1958-59-60
Driscoll, Daniel A. Jr	1974	1971-72-73
Driscoll, William T.	1976	1972-73-74
Drumm, Joseph T.	1946	1942
Drummings, Anthony(mgr)	1994	1993
Dryden, Corbin G.	2005	2003-04
Dryden, Zachary J.	2012	2010-11
Dubil, Brad W., trainer	2005	2004
DuBois, Raymond F. (C)	1938	1935-36-37
Duborg, Francis R.	1929	1928
Dudeck, Brendan J.	2015	2013-14
Dudeck, Cameron R.	2019	2018
Duden, Henry R. Jr (C)	1947	1943-44-45
Dudik, Charles E.	1996	1997
Dumbauld, Theodore	1981	1978-79-80
Dunaway, J. Daniel	1992	1989-90-91
Dunn, James M. (C)	1960	1958-59
Dunn, Kenneth D.	1974	1973
Duplessis, Ronald L.	1977	1974-75
Durden, John D.	1964	1961-62
Durepo, Charles F.	1964	1962-63
Durette, Robert J.	1941	1938
Dusz, Robert V. IV	2017	2016
Dutnell, Richard C.	1955	1953-54

Dwyer, James F.	1986	1984-85
Dwyer, Stephen M.	1968	1967
Dwyer, Thomas J.	1946	1943
Dykes, Steven W.	1978	1973-74-75

☆ E ☆

Name	Class Yr.	Lettered
Earl, William C.	1951	1946-47-48
Earnest, Richard L.	1964	1962-63
Eastburn, Benjamin D.	2003	2002
Easton, Robert W.	1964	1962
Echard, Richard D.	1955	1954
Echols, R. Colin	1997	1994
Eckel, Kyle R.	2005	2002-03-04
Eddington, Jordan A.	2010	2009
Eddy, Daniel T.	1927	1926
Eddy, Ian C.	1930	1929
Edwards, Heywood L.	1926	1925
Edwards, Kevin	2011	2007-08-09-10
Edwards, Marcus A.	2020	2018-19
Edwards, Robert E. Jr	1995	1994
Edwards, Thomas E. Jr	1937	1935-36
Eldson, Robert A. (mgr)	1945	1943
Eimersl, Homer O.	1921	1920
Eisenhauer, Peter R.	1967	1966
Eisenhauer, Stephen S.	1954	1952-53
Ekundayo, Adesina	2004	2001-03
Elflein, Robert W.	1973	1970
Elliott, Dustin T.	2005	2001-02-04
Elliott, Edward M.	1945	1942
Elliott, Lynn T.	1932	1930-31
Elliott, Saunders B.	2019	2018
Ellis, J. Brian	1993	1991-92
Ellis, A. Mark	1993	1989-90-91
Ellis, Roland L.	1979	1977-78
Ellsworth, Ralph I.	1948	1944
Elmer, Robert E.P.	1912	1910
Emerson, Scott (CC)	1949	1946-47-48
Emery, Gregory K.	1995	1992
Emrich, Charles R.	1891	1890
Emrich, Cyril E.	1938	1936
Erchul, Ronald A.	1961	1958-59-60
Erck, Leo	1933	1932
Estey, Donald H. Jr	1969	1967-68
Etchison, Frank L. Jr	1951	1950
Evans, Joseph L.	1936	1935
Ewen, Eddie C. (C)	1921	1917-18-19-20
Ewing, Edgar A.	1907	1906
Ezell, Quentin X.	2016	2013-14-15

☆ F ☆

Name	Class Yr.	Lettered
Fagins, Jonathan N.	2001	2000
Fagot, Diego J. (QC)	2022	2018-19-20-21
Failing, Rollin V.A.	1916	1913-14-15
Falconer, Douglas W.	1961	1959-60
Fancher, Kenneth W.	1983	1980-81-82
Farley, Louis C. (C)	1905	1902-03-04-05
Farni, Keller (video)	2021	2019-20
Farrar, Micah K.	2021	2017-18-19-20
Farrell, Ted L.	1996	1993

Favors, Grover W.	1995	1992
Fay, Benjamin P. (CC)	1997	1995-96
Fay, Jonathan M.	2000	1999
Fay, Richard J.	2003	2002
Feckler, Richard A.	1976	1973-74-75
Fedon, Christopher E.	1977	1976
Fedon, Richard C.	1944	1941-42
Fee, Benjamin P.	2022	2019-20-21
Feeney, Chris E. (mgr)	1977	1976
Fehr, Jerad	2013	2012
Fehr, Steven P.	1982	1979-80-81
Felder, Albrey L. Jr.	2014	2013
Feldman, Thomas M.	1980	1978-79
Feldmeier, Allan L.	1941	1939-40
Fellows, Carl M.	1936	1934-35
Fells, Myles L.	2021	2018-19-20
Felt, Matthew J.	1988	1987
Ferguson, Christopher B.	2015	2011-12-13
Ferguson, Homer L.	1892	1891
Ferguson, John M. (student coach)	2017	2016
Ferrara, Maurice	1937	1935-36
Ferraro, Donald R.	1992	1989
Fike, Irwin F.	1938	1935-36-37
Fikes, Jose	1997	1996
Fincher, Richard V.	1938	1936-37
Fink, Carl M.	1962	1961
Finnerty, Cory	2010	2008-09
Finos, Victor P.	1946	1943
Firle, Marc P.	1987	1984-85-86
Fischer, Charles H. (C)	1899	1895-96-97-98
Fischer, David H.	1953	1950-51
Fisher, Charles E.	1997	1996-97
Fishcer, Dylan J.	2018	2016-17
Fisher, Donald R.	1953	1951-52
Fisher, Joseph O.	1902	1901
Fisher, Thomas G.	1918	1916
Fitzgerald, David M.	1982	1981
Fitzgerald, Richard N.	1962	1960-61
Flanagan, Glenn	1978	1976-77
Flathmann, Eugene R.	1943	1940-41
Flatt, Dean M.	1972	1969
Fleming, Myron T. Jr	1962	1961
Fleming, Tanner L.	2015	2012-13-14
Fletcher, Tyler M.	2025	2021-22
Flippin, Royce N.	1926	1922-23-24-25
Flis, Dominic A.	1991	1990
Flood, Robert H. (mgr)	1948	1946
Flood, Thomas P.	1958	1956-57
Flowers, Duane L.	1982	1979-80
Flowers, Michael P.	2021	2019-20
Flynn, William J. IV	1982	1981
Fochtman, Evan A.	2021	2018-19-20
Fodor, James (mgr)	2008	2006-07
Fofana, Daba	2025	2022
Foley, John V. III	1982	1980-81
Foley, Michael J. (mgr)	1964	1963
Ford, Eugene Jr	1976	1973-74-75
Ford, Joseph P. (mgr)	1959	1958
Forde, Jack D. Jr	1973	1971-72
Formoso, John	1994	1993
Forney, David R. III	2020	2017-18-19
Forrestal, Patrick M.	2017	2015-16
Forrestal, Thomas P. Jr	1958	1956-57
Fortney, Lester R.	1997	1995
Foster, James T. II	1984	1983
Foster, Richard E. (C)	1941	1939-40
Fountain, Earl E. II	2000	1999

ALL-TIME LETTER WINNERS

Fowler, Hardy B.	1944	1942
Fowler, Orié W. (C)	1901	1897-98-99-00
Fraade, Zachary	2020	2016-17
Franco, Frederick J.	1954	1950-51-52
Frankland, Kerry P. (CC)	2023	2020-21-22
Franks, Arthur Jr	1939	1936-37
Frantz, Frazier W.	1983	1982
Fraser, Jordan M.	2013	2010
Frasier, Harrison G.	1950	1947-48-49
Fratianne, Luca J.	2022	2020
Frawley, Edward R.	1922	1921
Frazier, Nate	2010	2007-08
Freeman, James K.	1965	1962-63-64
Freeman, Roy B. Jr	1955	1954
Freeman, Wesley A.	1990	1989
Fremont, John C.	1901	1899-00
French, James B. (CC)	2013	2011-12
Frenzel, Joseph W. Jr	1964	1962
Fretz, Osmund R. III	1971	1969-70
Fretz, Paul H.	1903	1901-02
Frey, Eric K.	2004	2003
Freyer, Frank B.	1902	1898-99-00-01
Fricks, Donnie M., Jr. (CC)	2003	2000-01-02
Friedman, Robert C.	1991	1988-89-90
Fritsch, Raymond J.	1978	1975-76-77
Fritzinger, George R.	1959	1956-57-58
Frosch, Thomas A.	1992	1991
Froude, Robert S. (C)	1942	1939-40-41
Fryauff, Michael J. (video)	2011	2010
Fudge, Eric D. (CC)	1986	1982-83-84-85
Fullam, Donald M.	1954	1951-52-53
Fuller, John V.	1987	1984-85-86
Fullwood, Daron D.	1990	1987-88
Fulp, James D. Jr	1934	1932-33
Fundoukos, Theodore E.	1989	1987-88
Furlong, George M. Jr	1956	1955
Furman, Douglas S.	2012	2009-10-11
Furqan, Matthew B.	2003	2001-02



Name	Class Yr.	Lettered
Gabbard, Benjamin J.	2008	2006-07
Gabel, William H. III	1985	1984
Gaddy, Jeffrey J.	2002	1999-00-01
Gainer, Curtis	1981	1977-78-79-80
Gaines, Parrish D. (CC)	2015	2011-12-13-14
Gaines, Westley (video)	2023	2022
Gainey, John D. IV	1999	1995-96-97-98
Gallaer, David G.	1984	1983
Gallagher, Timothy J. (mgr)	1993	1992
Gallion, Zachary J.	2007	2004-05-06
Galloway, Keith A.	1996	1993-94-95
Galpin, Michael J. (CC)	1978	1975-76-77
Gambke, Frederick C.	1951	1949
Gannon, John W.	1931	1928-29-30
Gannon, Sinclair	1900	1897-98-99
Gantley, John E.	1969	1967-68
Garban, James R. (C)	1973	1970-71-72
Garcia-Bragiel, Matthew R.	2006	2006
Gardner, Thomas A. Jr	1976	1973-74-75
Garfield, Rodney A.	1974	1973
Gargiulo, Anthony (CC)	2019	2017-18
Garner, Christopher	1982	1979-80
Garnes, Chelen A.	2023	2019

Garrett, George W.	1967	1965
Garrow, Jack A.	1955	1953-54
Garvin, Ivan R	2000	1998-99
Garza, Armando A. (mgr)	1994	1993
Gaskins, Anthony R.	2009	2006-07-08
Gaston, Joseph M.	2016	2013-14-15
Gattuso, Joseph A.	1955	1952-53-54
Gattuso, Joseph A. Jr (CC)	1978	1975-76-77
Gay, Grady R.	1945	1942-43
Gazaille, Jonathan M.	2013	2010-12
Gebert, Wesley R. Jr	1942	1939-40-41
Gegg, Patrick M. (mgr.)	2001	2000
Gelpl, Cynthia (mgr.)	2005	2002-04
George, Alexis (Trainer)	2020	2019
Gephart, Gregory A.	1987	1985-86
Gerber, Myron D.	1949	1946-47
Gesell, Christopher R.	2019	2018
Gherardi, Walter R.	1895	1894
Ghesquiere, George D.	1939	1938
Ghormley, Robert L.	1906	1904-05
Giacin, Richard J. III	1989	1988
Gibbon, Daniel A.	2006	2005
Gibbons, Eavan M.	2024	2021-22
Gibbs, Kyle J.	2021	2020
Gibeley, Marc M.	1987	1986
Gibson, Robert S.	1969	1968
Gierucki, James T.	1969	1967
Giese, Carl E.	1929	1927-28
Gilbert, Jaclay (video)	2020	2019
Gilchrist, K.P. (C)	1914	1910-11-12-13
Gill, James E.	1963	1961-62
Gillespie, David D.	1965	1964
Gilless, Anthony F.	1993	1990-91-92
Gillette, Edmond S. Jr	1940	1937-38-39
Gilliam, Gail H.	1946	1943-44
Gilliland, Theodore M.	1944	1942
Gillis, John W.	2019	2018
Gillooly, John F.	1945	1942-43
Gilman, Alohi O.	2020	2016
Gilman, Arthur	1919	1915
Gilmore, Edward J.	1976	1973-74-75
Giorgi, Marc A.	2003	2000
Giorgis, Albert S.	1945	1943
Gleaton, Marcell D.	2022	2018-19-20-21
Glenn, Jamal A.	2022	2020-21
Glenny, Allen R.	1974	1971-72-73
Glover, Samuel R.	2024	2021-22
Gober, Paul D.	1957	1955-56
Goble, John C.	1973	1972
Goble, Tyler R.	2016	2013-14-15
Goebel, David M.	1962	1961
Goebel, James A.	1967	1966
Goff, Joseph L.	2020	2018-19
Golden, Daniel (mgr.)	2015	2013-14
Golding, Edwin I.	1950	1946-47
Golson, Justin L.	2004	2001
Gonzales, Daniel M. (CC)	2017	2014-15-16
Gonzalez, Anthony R. (trainer)	1995	1994
Goodin, Joshua P.	2004	2002-03
Goodman, Robert A.	1985	1982-83-84
Goodman, Robert W.	1949	1948
Goodman, Thomas C.	1974	1973
Goodson, Robert F. II	1993	1990-91-92
Goodstien, H.	1919	1915-16-17
Goodwin, Gerald D.	1978	1974-75
Gopfparth, Bobby L.	1991	1990
Gorder, Charles F.	1948	1946

Gordon, David W. IV	1995	1994
Goslin, Tyger J.	2022	2020-21
Goss, Nelson H.	1905	1904
Goss, Troy	2008	2007
Gossard, Sander	2009	2008
Goudge, Maurice E.	1927	1926
Gouge, Ethan A.	2007	2006
Gourdine, H. Lamont	1995	1992-93
Gourdeuk, David M.	2016	2013-15
Grady, Ronan C.	1906	1902-03-04-05
Graf, Homer W.	1915	1914
Gragg, Walter L. Jr	1952	1949-50-51
Graham, Andrew T.	1897	1895-96
Graham, Christopher B.	1991	1987-88-89
Graham, Darrell A.	1993	1989-90
Graham, Kelvin F.	1977	1975-76
Graham, Lawrence L. Jr	1963	1960-61-62
Graham, Mason W.	2012	2009-10
Grana, Brian T.	1996	1994
Grandjean, Charles F.	1981	1978
Grant, James S.	1980	1979
Grant, Roger L.	2000	1999
Grant-Johnson, Daniel M.I. Jr.	2017	2016
Graves, Edwin D. Jr	1921	1917-19
Gray, Albert D.	1931	1928-29-30
Gray, Brian T.	2000	1999
Gray, Gary R.	1966	1965
Gray, Louis P. III	1940	1938-39
Grebe, Austin S.	2016	2013-14-15
Green, James H.	1949	1948
Green, John M. III	2006	2003-04-05
Green, Marlin K.	1995	1992
Green, Robert B.	1997	1994-95-96
Greene, Alexander G.	2013	2009-10-11-12
Greene, Brandon J.	2016	2013-14-15
Gregory, Jacob C.	2021	2020
Gremillion, John D.	1993	1992
Grev, Ingar A.	1989	1988
Griffis, Jeremy L.	2020	2019
Griffith, Ryan	2009	2008
Grimes, Michael S.	1978	1975
Grissom, Billy M. III	2011	2010
Grizzard, Alton L. (CC)	1991	1987-88-89-90
Guest, Richard P. Jr	1956	1954-55
Guin, David R.	1981	1979
Guise, Chad D.	1994	1991
Guilierrez, David M.	2001	2001
Gulley, Toneo A. (CC)	2017	2013-14-15-16
Gunderson, Richard D.	1938	1936-37
Gunther, Donald L.	1971	1969-70
Gurski, John M. (C)	1953	1950-51-52
Gutekunst, Jon K.	2001	2000
Gutting, John P.	1942	1939-40-41
Guy, Charlie	1946	1945
Gwinn, Dave	1994	1993



Name	Class Yr.	Lettered
Haan, Justin M.	2013	2010
Haberer, Tony	2010	2007-08-09
Hagan, Cliff L.	1982	1980-81
Hagberg, Oscar E.	1931	1929-30
Hailey, JaJuan D.	2019	2016-17-18
Haines, Patrick M. Jr.	2002	1999-00

ALL-TIME LETTER WINNERS

Halbreiner, Carl M.	1974	1972-73	Hecomovich, Michael R.	1971	1968-69	Holzapfel, Chad R.	1997	1994-95-96
Hale, Timothy E.	1973	1970	Heflin, Taylor G.	2019	2016-17-18	Homa, Eric J.	2002	1998-99
Haley, Thomas B.	1930	1929	Heimark, Jacob V. (mgr)	1940	1939	Honaker, William S. (tri-captain)	2021	2018-19-20
Hall, Anton	2025	2022	Heine, Kenneth A.	1985	1982-83-84	Hong, Ji H	2012	2009
Hall, John L. Jr	1913	1912	Hempel, Robert E. III	1953	1951-52	Honour, Craig G.	1968	1965-66
Hall, Matthew	2007	2004-05-06	Hendershot, Carl D.	1980	1977-78-79	Honse, John H. Jr	1955	1952
Halligan, John Jr (C)	1898	1894-95-96-97	Henderson, Neil M.	1965	1962-63-64	Hoobler, Jeffrey M.	1977	1974-75-76
Halloran, Shane P.	1995	1992-93-94	Henderson, Nicholas M.	2010	2009	Hooper, Steven L.	1982	1980
Halsey, William F. Jr	1904	1902-03	Henderson, Robert W.	1897	1895-96	Hopkins, John I. (C)	1956	1953-54-55
Hamberg, Harold A.	1946	1942-43-44	Henderson, Weston N.	2013	2011-12	Horne, Adam A.	2005	2003
Hamilton, Donald W.	1912	1910-11	Hendrick, John M.	2015	2013-14	Horne, Alex	2009	2008
Hamilton, Ryan J.	2002	1998-99-00	Henry, James B.	1896	1895	Horne, Robert E. Jr	1949	1947-48
Hamilton, Thomas J.	1927	1924-25-26	Henry, Ralph D.	2004	2001-02-03	Horning, George R.	1902	1899-00
Hamilton, William H.	1923	1920-21-22	Hepp, Edward J. Jr	1967	1966	Horton, Jon B.	2014	2013
Hammond, Bryan R.	2019	2018	Hepworth, Robert W.	1955	1953-54	Horton, Mark A. (mgr.)	2023	2021
Hammond, Mark	1996	1994-95	Herlong, George H.	1984	1981-82-83	Howard, Daniel P.	1974	1971-72
Hampton, Brian C.	2007	2003-04-06	Herron, Michael S.	1987	1985-86	Howard, Douglas L. (C)	1906	1902-04-05
Hamrick, James D.	1973	1971	Herweyer, Willis E.	1990	1987	Howard, Douglas M.	2000	1998-99
Hannegan, Edward A. (C)	1928	1925-26-27	Hess, Darin (student coach)	2013	2012	Howard, Winn B.	2018	2015-16-17
Hansell, Michael P.	1976	1974-75	Hessel, Edward W.	1937	1935-36	Howe, David B.	1971	1969
Hansen, Harold D.	1940	1937-38-39	Hester, Loris E.	1967	1965	Howe, George T.	1914	1911-12-13
Hansen, John E.	1946	1943-44	Hester, Zachary S.	2016	2015	Howell, John W.	2013	2010-11-12
Harbold, Robert P. Jr	1934	1932-33	Hettiger, Matthew W. (mgr.)	2010	2009	Howell, Seth (mgr.)	2022	2021
Harbour, William B.	2024	2021-22	Hewitt, John F. (C)	1962	1959-60-61	Hower, James J.	1957	1955-56
Harden, Matthew S.	1999	1997-98	Heyward, Corbin R.	2020	2018	Hoy, Stephen G. (C)	1963	1960-61-62
Harden, Timothy S. (CC)	1975	1972-73-74	Hezel, Matthew R. (video)	2006	2005	Huang, Kathy Y. (video)	2004	2003
Hardin, James T.	1929	1927	Hickman, Kevin J.	1995	1991-92-93-94	Hubbard, Gregory W.	1993	1992
Hardison, Robert P. Jr	1961	1959-60	Higginbotham, D.F.	1974	1972	Hubbard, William H.	2001	1999-00
Hardman, Eugene R.	1966	1963-64	Higgins, Andrew J.	1998	1997	Huey, Calvin W.	1967	1964-65
Hardwick, Harry J.	1927	1925-26	Higgins, Richard F. (QC)	2020	2017-18-19	Huffman, George L. Jr	1961	1959-60
Hare, Robert	2023	2022	High, Christopher D.	2018	2016-17	Hufft, John C.	1948	1946
Harmon, Matthew L.	2009	2006-07-08	High, Devon S.	2022	2020	Huf, Michael J.	2014	2013
Harper, Antron L.	2008	2005-06-07	Hilburn, John E.	1969	1967	Hufstetler, Beau D.	2001	2000
Harper, Thomas J.	1978	1977	Hill, Daryl A.	2001	1998-99-00	Hughes, Casey D.	2005	2003
Harrell, John P.	1943	1940-41	Hill, Frank K. (C)	1884	1883	Hughes, Claud W.	1930	1928-29
Harrington, Sion C.	2020	2018-19	Hill, John T.	1942	1940-41	Hughes, Donald S.	1988	1985-86-87
Harris, Clarence S. II	2003	2002	Hill, Raymond K.	1966	1965	Hughes, Francis M.	1923	1921
Harris, Erik F.C.	2019	2016	Hill, Ward J.	1975	1973	Hughes, William A.	1962	1960-61
Harris, Fernando J.	1996	1993-94-95	Hills, David F.	2001	2000-01	Hulson, William T.	1936	1935
Harris II, James L.	2022	2019-20-21	Himelspach, Steven J.	1993	1990-91-92	Hume, Hillis D.	1945	1942-43
Harris, Ryan C.	2017	2014-15-16	Hines, Lionel G.	1994	1992-93	Humiston, Matthew D.	2008	2006-07
Harrison, Homer H.	1915	1912-13-14	Hines, Trey	2007	2003-04-05-06	Hunt, James C. Jr	1951	1948-49-50
Harrison, Thomas W.	1917	1914	Hinman, Edward D.	1999	1998	Hunt, Joseph R.	1942	1940
Hart, Christopher A. (CC)	1995	1991-92-93-94	Hirst, George C.	1925	1924	Hunt, Richard C.D. (mgr)	1930	1929
Hartnett, Ronald J.	1966	1965	Hithon, Cary J.	1977	1976	Hunt, Robert G. Jr	1949	1946-47-48
Hartung, Rennick J.	1891	1890	Hixon, David	2025	2022	Hunter, Enrico A.	1999	1996-97-98
Harvey, John W.	1950	1949	Hlatky, Gregory M.	1991	1988-89-90	Hunter, George K. (mgr)	1990	1989
Harwood, Harold A.	1942	1938-39-40	Hoch, Christopher M.	1966	1965	Hunter, Harold T.	2012	2011
Hasbrouck, Raymond D.	1892	1891	Hodges, John J.	2023	2020-21	Hurley, Thomas B.	1932	1930-31
Haskins, Heidi D., (trainer)	1998	1997	Hodrick, Christopher M.	1995	1994	Hurst, Harry H.	1958	1956-57
Hassan, Amin K.	2025	2021-22	Hoerner, Herbert L.	1927	1925-26	Hurt, Philip	1943	1940-41
Hastings, Todd E.	1984	1981-83	Hoernschmeyer, Robert J.	1949	1945	Hutcherson, Phillip R.	1976	1974-75
Hatcher, Jack R.	2010	2009	Hofacre, Timothy R.	1989	1987-88	Hutchins, Carlton B.	1926	1925
Hathaway, Brian L.	1989	1987-88	Hoffman, Patrick J.	1986	1984-85	Hutchins, Charles H.	1936	1935
Hatzidakis, Kostas J. Jr.	2000	1997-98-99	Hoffmann, Henry A.	1948	1946	Hutchinson, Christian	2023	2022
Hauburger, Jerry	2011	2010	Hogan, Travis A. (trainer)	2004	2003	Hutson, Joe	2025	2022
Hauer, Kristian O.	1983	1981	Holden, Thomas J.	1964	1963	Huxel, Terrence R. (CC)	1981	1978-79-80
Hauff, Frank W. (C)	1952	1949-50-51	Holl, Donald G.	1988	1986-87	Hyde, Thomas A.	1960	1957-58-59
Havasy, Robert	1967	1964-65-66	Holland, Troy E.	1989	1985-86-87-88	Hydrick, Jude C.	2020	2019
Hawk, Jacob C.	2019	2016-17-18	Holley, Stephen L. Jr.	2000	1998-99	Hysong, Kenneth B.	1939	1936-37-38
Hawkins, William F.	1950	1946-47-48	Holliday, Daniel K. (mgr.)	2013	2011-12			
Haworth, William F.	2013	2012	Hollinger, Anthony K.	1987	1984-85-86			
Haywood, Ronald M.	2025	2021-22	Holloway, Alexander G. (mgr.)	2017	2015-16			
Heap, Bradyn D.	2015	2012-13-14	Holmberg, Robert A.	1993	1990			
Heaven, Astor H. III	1997	1995-96	Holsinger, Gerald L.	1893	1891			
Hebron, John C.	1942	1940	Holtmann, Oscar H.	1918	1916			

ALL-TIME LETTER WINNERS

☆ I ☆

Name	Class Yr.	Lettered
Ikard, William G. II	1948	1946
Ince, Joe	1964	1961-62-63
Ingraham, Duncan N.	1966	1964-65
Ingraham, Duncan N. Jr	1994	1989-90-91-92
Ingram, Homer L.	1914	1913
Ingram, Jonas H.	1907	1906
Ingram, William A. (C)	1920	1916-17-18
Ingram, William T. II	1938	1936-37
Irby, Curtis M.	1988	1986-87
Irons, Jerry W.	2005	2003
Irwin, Noble E.	1891	1890
Iwuji, Jesse	2009	2007-08
Izard, Walter B.	1895	1892-93-94

☆ J ☆

Name	Class Yr.	Lettered
Jackson, Erasto C.	1997	1993-94
Jackson, Lane	2005	2002-03-04
Jackson, Marcus	2002	1999-00
Jackson, Robert C.	1976	1973-74-75
Jackson, Taylor D.	2019	2016-17-18
Jackson, Timothy J.	1982	1981
Jackson, Wesley R. (mgr.)	2011	2009-10
Jacob, Kyle S.	2025	2021-22
Jacobs, Jared T.	1998	1997
Jamal, Rashad	2002	2000
James, Cory L.	1996	1992
James, George S. Jr	1932	1931
James, William D.	1994	1991-92-93
Jamison, George R.	2015	2013-14
Janke, Christopher D.	1991	1989-90
Jannney, Frederick E.	1937	1935-36
Jarvis, Benjamin C.	1939	1936-37-38
Jaskowiak, Derek C.	2003	2001-02
Jefferson, Michael N.	1995	1992-93-94
Jeffery, John M.	2002	2001
Jeffries, John W. (mgr)	1952	1951
Jenkins, Amir A.	2005	2002-03-04
Jenkins, Byron W.	1993	1990
Jenkins, Robert T.	1947	1943-44-45
Jernigan, Gavid D.B.	2016	2015
Jesse, William L.	1948	1946
Jeter, Edward A.	1976	1973-74-75
Jimenez, Michael A.	1989	1987
Johns, Mitchell R.	2022	2020-21
Johnson, Aaron T.	1990	1989
Johnson, Chandler W. (mgr)	1929	1928
Johnson, Christopher J.	2015	2013-14
Johnson, Christopher L.	1992	1991
Johnson, Clarence W.	1918	1915
Johnson, Corey	2008	2007-08
Johnson, Jeffrey A. (CC)	1984	1981-82-83
Johnson, Josh (trainer)	2020	2019
Johnson, Moulton K.	1894	1890-91-92
Johnson, Robert S.	1973	1970-71-72
Johnson, Willis O.	1931	1930
Johnston, Nathan C.	1997	1996
Johnston, Robert K.	1934	1932-33
Johnston, Roe H.	1945	1942-43
Jokanovich, Peter	1958	1955-56-57

Jones, Arthur C. (mgr)	1933	1932
Jones, Bobby R.	2001	1998-99-00
Jones, Brandon D.	2018	2014-15-16-17
Jones, Carlton D. (mgr)	1998	1997
Jones, Daniel L.	2024	2021-22
Jones, Elijah J.	2019	2018
Jones, Gregory D.	2011	2009-10
Jones, Herbert A.	1907	1903-06
Jones, Herbert S.	1916	1914
Jones, Hunter K. (st. coach)	1997	1996
Jones, Joshua D.	2013	2011
Jones, Knute (mgr.)	2020	2019
Jones, Raymond E.	1909	1907-08
Jones, Richard H.	1916	1914
Jones, Richard S.	2000	1999
Jones, Ronald F.	1989	1987
Jones, Sandy A.	1979	1977-78
Jones, Quinton D. (mgr)	1998	1997
Jordan, Carl C.	1989	1987-88
Jordan, Justin R.	2001	1999-00
Jordan, Michael Jr	1982	1980-81
Jordan, Timothy J. (CC)	1982	1980-81
Joseforsky, David C.	1997	1995-96
Judge, Thomas J.	1986	1984
Juriga, Jacob T.	2013	2011-12 (coach)

☆ K ☆

Name	Class Yr.	Lettered
Kaheaku-Enhada, Kaipo-Noa	2009	2005-06-07-08
Kanakis, Mark R.	1983	1982
Kane, Denis J.	1998	1995-96-97
Kane, Ira W.	1953	1950-51
Kane, William R.	1933	1931-32
Kapoi, Alema	2021	2018
Kanuch, John S.	1959	1956-57-58
Kapono, Akalea	2024	2022
Karalis, Darius C.	1974	1971-72
Karns, Franklin D.	1895	1893-94
Kaslik, Matthew D.	1995	1992-93-94
Kaupiko, Reyn	2008	2007
Kavanagh, A.G.	1894	1892-93
Kearney, Sean P.	2007	2006
Keating, Travis M. (coach)	2013	2012
Keener, Aleksander J.	2019	2018
Kelley, LaVaugh Jr.	2005	2002-03-04
Kellner, Gary E.	1964	1960-61-63
Kelley, Grant B (video)	2017	2016
Kelly, John F.	1982	1979
Kelly, John G.	2022	2020-21
Kelly, Michael	2017	2015-16
Kelly, Michael T.	1976	1973
Kelly, Robert J.	1949	1945
Kendrick-Holmes, Clayton	1992	1990-91
Kennedy, Brian S.	2000	1999
Kennedy, John C.	1982	1981
Kennedy, Robert N.	1916	1914
Kent, Nathan	2026	2022
Kenton, Bruce H.	1965	1962-63-64
Kercher, Merrill A.	1916	1915
Kerchner, Travis E.	2019	2018
Kerr, John S.	1977	1973
Kettani, Eric N.	2009	2006-07-08
Key, Harry N. Jr	1948	1947

Kiefer, Mark L.	1989	1986-87
Killeen, Calhoun J.	1949	1946
Kim, Phillip M. (mgr.)	2001	1999
Kim, Roger M. (mgr.)	2009	2007
Kimball, Billy (mgr.)	2018	2016-17
Kimball, Henry S.	1896	1893-94-95
Kimbrow, Christopher K.	2008	2005
Kindler, Blaine R.	1999	1997-98
King, Caleb N.	2012	2009-10-11
King, Clyde W.	1922	1919-20-21
King, David P.	1980	1976
King, Matthew R.	2001	2000
King, Drexel R.	2009	2005-06-07-08
King, Thomas S. Jr	1936	1934-35
King, T. Starr (C)	1911	1909-10
King-El, Tyreek A.	2021	2018-19
Kinley, Cameron R. (tri-captain)	2021	2018-19-20
Kirby, Matthew	1986	1984
Kircher, Michael J.	1990	1988-89
Kirk, James A.	1990	1986-88-89
Kirkland, Andrew M.	1991	1988-89-90
Kirkpatrick, Charles E.	1931	1930
Kim, Louis J.	1932	1929-30-31
Kirwan, Gregory W.	1997	1996
Kiser, Charles A.	1947	1944-45
Klawinski, Lawrence J. (CC)	1980	1976-77-78-79
Klein, Charles C.	1980	1977-78-79
Klemencic, Steven E.	1982	1981
Klemick, Ronald J.	1963	1961-62
Kmiec, Kenneth P.	1986	1985
Knoizen, Arthur K.	1949	1947-48
Knotts, George F.	1954	1953
Knox, Arthur C.	1944	1941-42
Knute, Christian J. (mgr.)	2020	2018
Kocisko, Lawrence M.	1965	1963-64
Koehler, Ben G.	1922	1919-20-21
Koepke, Lyle L. (C)	1930	1928-29
Koffi, James R. (mgr.)	2007	2005-06
Kohlhas, Albert P. Jr	1930	1928-29
Konrad, Edmond G.	1932	1931
Korn, Jeffrey	1983	1981
Kotulski, Edward P., Jr.	2006	2005
Kowalkoski, Steven A.	1985	1984
Kozinski, Kenneth E. (mgr.)	2012	2010-11
Koziscek, Albert J.	1955	1952-53
Kozub, Michael D.	1993	1990-91-92
Krah, Myer M. II	2016	2013-14-15
Kral, Theodore C.	1969	1966-68
Krebs, Conor R. (video)	2012	2010-11
Krebs, Gary L.	1965	1964
Kreh, Richard E.	1994	1993
Krekich, Alexander J.	1964	1961-62-63
Kremer, Steven R.	1979	1976-77-78
Kriner, George C.	1915	1914
Kronzer, Michael J.	1981	1978-79-80
Krstich, Jeffrey J. (CC)	1970	1968-69
Krulis, Richard P.	1968	1967
Kuberski, Robert K. Jr	1993	1990-91-92
Kubiak, James A. (CC)	1995	1991-93-94
Kuhar-Pitters, Chris	2008	2007
Kuhlman, Zachary A.	2023	2021
Kukowski, Theodore T.	1953	1950-51
Kunda, David M.	2002	1999
Kurowski, John M.	1978	1975-76-77
Kwon, Nathan C. (video)	2016	2015

2023 NAVY FOOTBALL

ALL-TIME LETTER WINNERS

☆ L ☆

Name	Class Yr.	Lettered
Laboon, John F. Jr	1944	1942
LaForce, Thomas W.	1969	1968
Lam, Jeffrey Q.	2002	2001
Lambert, Asad R.	2002	1999-00
Lambert, George S.	1935	1933-34
Lambert, John F.	1964	1961
Lammers, Jeffrey R.	1971	1968-69
Lammers, Roger A.	1968	1965-66-67
Land, Emory S.	1902	1898-99-00-01
Landau, Harry J.	1970	1969
Landis, Irwin F.	1897	1896
Lane, Gary D.	2000	1997-98-99
Lane, George A.	2004	2001-02-03
Lane, Max A.	1994	1991-92-93
Lane, Rufus H.	1891	1890
Lane, William R.	2025	2021-22
Lang, Charles J.	1893	1892
Lange, Edward C.	1909	1907-08
Langis, Benjamin A.	2000	1999
Lanning, Roger B.	1973	1970-71-72
Lark, Andrew	2010	2007-09
Lark, David W.	1997	1996
Larocca, Bart B.	1991	1987-88-89-90
Larry, Elias M.	2025	2021-22
Larson, Michael (mgr.)	2014	2013
Larson, Emery E. (C)	1922	1919-20-21
Laskey, Beau D.	1992	1988-89
Lassman, Abraham J.	1971	1969
Laster, Terrence S. Jr.	2018	2016-17
Lauletta, Joseph C. Jr	1987	1986
Lauletta, Lex	1981	1979-80
Laurenzo, Roland D.	1969	1967-68
Lavalai, Tai O.	2024	2021-22
Lawley, Thomas E.	2022	2020
Lawrence, Randlett T.	1949	1946-47-48
Laws, George W.	1891	1890
Leach, James A.	1954	1952-53
Leahy, John P.	1951	1950
Leaman, Stephen J.	1969	1968
LeBlanc, Jean M. (mgr)	1992	1991
LeDoux, John C.	1948	1946
Lee, Chester M.	1942	1939-41
Lee, Holman Jr	1935	1933-34
Leerberg, Robert N.	1974	1971-72
Legg, Max E.	1974	1971-72-73
Lehfeldt, Henry A.	1898	1895
Leighton, Frank T.	1909	1907-08
Leiser, Thomas C.	1967	1964-65-66
Lenar, Jeffrey J. Jr.	2010	2009
Lentz, August W. (C)	1926	1922-23-24-25
Lenz, Clifford A.	1941	1938-39-40
Leonard, Harry R.	1914	1912-13
Leonard, Robert E.	1942	1939-40-41
Lepore, Christopher M.	2001	1998-99-00
Lerch, David R.	1990	1988-89
Leslie, Gene E.	1949	1946-48
Leszczynski, Robert M.	1979	1976-77-78
Lettieri, Michael F.	1969	1968
Levensky, Sol E.	1926	1923
Lewellyn, Michael C.	2018	2015-17
Lewis, Garret B.	2019	2017-18
Lewis, Kevin R.	1998	1995-96-97
Lewis, Paul S.	1972	1971

Lilleflore, David B.	1992	1990-91
Limbert, Jonathan E.	1999	1997-98
Lind, James J.	1975	1973-74
Lindbeck, John A.	1942	1941
Lindsey, Robert S.	2018	2015-17
Lippard, James F. Jr	1978	1976-77
Lipsey, Stephen A.	1994	1992-93
Lipsky, Raymond B. Jr	1995	1994
Lisante, Keith M.	2008	2004
Little, Keenan O.	2007	2003-04-05-06
Little, Walter K.	2020	2018-19
Lloyd, Russell	1930	1926-27-28
Lobb, John E.	1986	1984-85
Loflin, Frannk	1911	1909-10
Lohr, David M.	1968	1966-67
Long, Byron A.	1901	1898-99-00
Long, Calvin A.	2022	2021
Long, Mark R.	1985	1983-84
Lopez, Joy M. (mgr.)	2010	2009
Love, Mark E.	1997	1993-94
Lowe, David E.	1990	1986-87-88-89
Lowe, Ruper B.	1922	1919
Lowell, Robert E.	1953	1950-52
Lowhorn, Christina (mgr.)	2007	2006
Loya, David V.	1998	1995-96-97
Lucas, David W.	1973	1971
Lucci, Anthony G.	1961	1960
Luper, James A.	1961	1960
Lydick, Clayton W.	2011	2010
Lynch, Frank C. Jr	1938	1935-36-37
Lynch, Shawn E.	2014	2011-12-13
Lynch, Thomas C. (C)	1964	1961-62-63
Lynch, Tyler P.	2013	2012

☆ M ☆

Name	Class Yr.	Lettered
MacArthur, Malcolm	1935	1932
MacCauley, Edward (C)	1896	1892-93-94-95
MacCauley, Edward Jr	1896	1893-94-95
MacCarthy, Albert H.	1897	1896
MacFarlane, Dirk N.	1986	1983-84-85
MacKay, Brian H. (mgr)	1979	1978
Macklin, Charles F.	1892	1890-91
Macy, Ulysses S.	1898	1897
Madden, Brian P.	2002	1999-01
Madison, Brandon	2023	2022
Maddox, John	2009	2008
Magee, Sean T.	2004	2003
Maginn, James J.	1964	1962
Magruder, Cary W.	1908	1907
Maier, Michael A.	1990	1988-89
Mahler, Eric R.	2014	2013
Mahoney, David W.	2007	2003-04-05-06
Mahoney, George C.	1950	1949
Makekau, Keoni-Kordell S	2021	2017-18-19
Malcolm, Everett A.	1941	1939-40
Males, Nathaniel J. (Mgr.)	2015	2014
Malinowski, Edward F. (CC)	2002	2000-01
Maloy, Tazh O.	2020	2018-19
Malynn, Edward E.	1957	1955-56
Mandarino, Khase N. (video)	2019	2018
Mandelkorn, Robert S.	1935	1934
Mangold, John F.	1948	1946

Mankowich, Paul	1960	1959
Manley, Rufus.	1901	1898-99-00
Manning, Charles S Jr.	1936	1935
Maples, Hayden C.	2014	2013
Marchetti, Michael J.	2000	1998-99
Marchetti, Ronald A.	1970	1969
Marchildon, Michael J.	1988	1986-87
Markel, Arthur L.	1948	1945-46-47
Markoff, Nicholas S.	1964	1961-62-63
Markovsky, Michael Y.	2016	2012
Marks, Jared R.	2012	2009-10-11
Markulis, George J.	1975	1972-73-74
Marlin, Frederick R. Jr (C)	1965	1962-63-64
Marquardt, Walter E. Jr	1949	1948
Marshall, Albert W.	1896	1893-94-95
Marshall, John D. (CC)	2023	2020-21-22
Marshall, Richard C.	2010	2009
Martell, Jake (mgr.)	2022	2020-21
Martin, Benjamin S.	1946	1942-43-44
Martin, Evan A.	2018	2016-17
Martin, Doug E.	2000	1999
Martin, Eddlie L. Jr.	2007	2006
Martin, Evan A.	2018	2014-15
Martin, Harold M.	1919	1915-16-17
Martin, Michael G. III	2019	2018
Martin, Nicholas H. (mgr.)	2016	2014
Martin, Shaka A.	2002	1998-99
Martin, John T.	1946	1943-44
Martinez, Nicholas A.	2016	2015
Martinez, Dana C.	1979	1978
Martinez, James R.	1958	1956-57
Masanai, Darrellson S.	2024	2021
Massie, Joshua J.	1999	1998
Mason, Amos R.	2017	2014-15-16
Mason, William B. Jr	1937	1935-36
Mason, William J. (CC)	1992	1989-90-91
Matalavage, Joseph A. (C)	1961	1958-59-60
Mather, George W.	1969	1967
Mather, Gregory A.	1962	1959-60-61
Mathews, Bob O.	1924	1922-23
Mathews, Benjamin C.	2004	2000-01-02-03
Mathews, Devin E.	2023	2019-20
Mathews, Samuel J.	2006	2002
Mathis-Sertic, Jemaira (video)	2020	2019
Matthews, Michael A.	2010	2009
Matthews, Tanner M.	2021	2019-20
Matthes, Michael J.	1981	1978-79-80
Mattix, Kevin S.	1994	1992-93
Mauai, Michael F.	2023	2021
Mauro, Anthony J.	1984	1983
Mauro, Charles T. Jr	1930	1929
Maxfield, James G.	1960	1958-59
Maxson, Willis E. III	1943	1940-41
May, Leonard J.	1974	1971-72-73
Mayfield, Albert II	1973	1970-71
Maynor, Maasai J.	2023	2021-22
Mayo, Louis H.	1940	1937-38-39
McAndrew, Thomas T.	2000	1999
McBeth, Vincent D. (CC)	1987	1983-84-85-86
McBryde, J Doak	1996	1993-94-95
McCall, Dennis C. (CC)	1983	1981-82
McCallister, Frank F. (CC)	1981	1978-79-80
McCallum, Napoleon A. (CC)	1985	1981-82-83-84-85
McCaughey, Aaron M.	2012	2009-10
McCaughey, John W.	2012	2011
McCarty, Douglas J.	1965	1962-64

ALL-TIME LETTER WINNERS

McClain, William J.	1948	1946	Meek, Joshua D.	2008	2006-07	Mohn, William T. Jr	1957	1955
McClarín, Robert Q. III	2005	2002-03-04	Meeuwse, Max D.	2024	2021	Mokan, Leonard M.	1976	1973-74-75
McClinton, William S.	1905	1904	Meier, Marc. A.	2016	2014	Mollahan, Mike (trnr)	1993	1993
McClinton, Robert B.	1948	1946	Meisel, William J.	1958	1956-57	Molloy, Matthew C.	2011	2008-09-10
McCloud, Rashad A. (mgr.)	2001	2000	Meister, John T.	1971	1968-69-70	Monahan, John P. (C)	1955	1952-53-54
McCoach, Edwin S.	1915	1914	Meraz, William P.	2005	2004	Moncilovich, Milan	1959	1957-58
McConkey, Philip J. (CC)	1979	1976-77-78	Mercer, Steven S., II	2003	2000-01	Moncure, Samuel P.	1932	1931
McConnell, Riley F.	1907	1903-04-05-06	Merchant, Elijah A.	2018	2015-16-17	Monson, Scott A.	1971	1969
McCool, Patrick R.	1956	1954-55	Merchant, Emmett	2011	2008-09-10	Montgomery, Donald	1974	1971-72-73
McCormack, Michael J.	1895	1892-93-94	Meredith, Ian C.	2010	2009	Montgomery, Warren G.	1944	1942
McCormick, Kevin S. Jr. (SC)	2002	2001	Merino, Edward B.	1965	1962	Montgomery, William M.	1942	1939
McCormick, Patrick J.	1978	1976-77	Merrill, John	1980	1976-77-78-79	Monto, Olger V.	1957	1955-56
McCowan, Robert C.	1953	1950-51	Merring, Harry L.	1911	1910	Monts, Jason A.	2006	2005
McCoy, Byron M.	2007	2004-05-06	Merritt, Darwin R.	1895	1894	Moody, Grant A.	2003	2001-02
McCoy, Chris C. (CC)	1998	1995-96-97	Merritt, Richard J.	1964	1961-63	Moody, Roscoe C.	1894	1893
McCoy, Kevin A.	2018	2015-16-17	Metcalf, Manuel J.	1999	1997-98	Moore, Ben A. Jr	1948	1947
McCray, Jason R.	2001	1997	Metcalf, Victor N.	1906	1903-04-05	Moore, Brandon	2023	2022
McCrea, Victor B.	1932	1931	Metzger, Thomas D.	1986	1984-85	Moore, Edward P.	1921	1919-20
McCulley, Thomas K.	1979	1978	Meyer, George R. (C)	1910	1906-07-08-09	Moore, Marcus A.	2024	2021-22
McCully, Alvin C.	1950	1946-47-48	Meyer, Victor A.	1962	1960-61	Moore, Michael T.	1985	1984
McDaniel, Scott E.	1968	1967	Meyers, Charles L. Jr	1980	1977-78-79	Moore, Ricky	2009	2008
McDermott, Griffin (video)	2022	2020	Meyers, Edward A. (CC)	1982	1979-80-81	Moore, Robert L. Jr	1982	1981
McDonald, Bryce A.	2003	2000-01-02	Michael, Herbert H.	1904	1902-03	Moore, Stephen D.	1964	1962-63
McDonald, Harold W.	1935	1934	Michalowicz, Andrew T.	2004	2003	Moore, William T. III	1972	1969-70-71
McDonald, Robert P.	1952	1949-50	Mickelson, John R.	1965	1964	Moosally, Fred P. Jr	1966	1964-65
McDonald, Ronald K.	1984	1982-83	Middleton, Wyatt (CC)	2011	2007-08-09-10	Moosally, Robert T.	1970	1967-68
McDonald, Xavier D.	2024	2021-22	Mier, Keith C.	1999	1997	Morales, William	1982	1981
McElhannon, Sean R.	2005	2004	Mietus, Brett W.	1992	1991	Moret, Paul	1930	1927-28-29
McElroy, Robert L.	1949	1948	Mikal, Randy A.	1974	1971-72-73	Morgan, Desmond E.	1999	1996
McElwee, Robert T.	1957	1956	Miles, Arthur C. (C)	1916	1914-15	Morgenthaler, Tyler S. (mgr.)	2019	2017-18
McFarland, Alan R.	1938	1935-37	Miles, Jeremy T.	2010	2006	Moring, William E. (mgr)	1931	1930
McGee, Michael P.	2001	1998-99-00	Miletich, Charles A. (C)	1974	1972-73	Morrell, Richard W. II	1972	1969
McGinn, Andrew B.	2009	2007	Milke, Austin	2010	2008-09	Morrell, Rivers J. Jr (C)	1937	1934-35-36
McGinnis, Mark N.	1993	1991-92	Mill, James L.	1995	1993-94	Morris, Dalen B.	2021	2018-20
McGoldrick, Brian P.	1989	1986-87	Mill, Mark K.	1999	1996-97-98	Morris, Joseph D. (mgr.)	2006	2003-04-05
McGowan, Eric J. (CC)	1993	1991-92	Millen, Timothy J.	1990	1989	Morris, Maurice A.	2017	2015-16
McGown, Jeremy L.	2007	2003-04-05-06	Miller, Alvin B.	1979	1977-78	Morrison, Kenneth R., II	2006	2005
McGrath, Thomas P.	1940	1938-39	Miller, Charles H. III (mgr)	1954	1953	Morrison, Robert K. (mgr)	1989	1987
McGregor, Rob R.	1991	1990	Miller, Clair L.	1929	1927-28	Mosher, Chris S.	1988	1986-87
McGrew, Patrick J.	1998	1994-95-96-97	Miller, David C.	1934	1932-33	Moss, Samuel P. II	2005	2002-03-04
McGriff, Dexter (mgr.)	2018	2016-17	Miller, Donnell T.	2014	2011-12	Mott, Gerald P.	1968	1967
McIlravy, Michael A.	2003	2001-02	Miller, James	1944	1942	Moultrie, Kwame N.	1993	1989-90
McIlvain, Jamison D.	2000	1998-99	Miller, John D.	1937	1935-36	Mouton, Kendrick R.	2017	2016
McIntosh, Gary A.	1991	1988-90	Miller, David E.	2023	2020	Muczynski, Lawrence M.	1976	1975
McKee, Ira C.	1924	1920-21-22-23	Miller, Leon E.	1978	1976-77	Mueck, Andrew B.	1988	1986-87
McKee, Wayne H.	1958	1956-57	Miller, Mark D.	1986	1984-85	Munson, James A. (student coach)	2018	2017
McKenna, John J.	1987	1985-86	Miller, Martin	1936	1935	Murphy, Gregory B.	1970	1967
McKeon, Thomas J.	1969	1967-68	Millican, William J.	1928	1925-26	Murray, Alexander J.	2000	1999
McKeown, Ronald E.	1961	1960	Mills, Earl W.	1918	1914-15	Murray, Hugh Q. (C)	1934	1931-32-33
McKinney, Stephen B.	1907	1904-06	Milo, Gregg C.	1980	1976-77-78-79	Murray, Roger G.	1922	1918-19
McKinney, William L. (CC)	1971	1968-69-70	Milo, Michael G.	1988	1985	Murray, Shawn M. (mgr.)	2020	2018-19
McKissick, Charles N.	1999	1998	Milo, Michael J.	1972	1970	Murray, Terrence P.	1968	1965-66-67
McLaughlin, Matthew J.	2005	2004	Minamyer, Bryce A.	1996	1994-95	Murray, Vince M.	2011	2009-10
McLaughlin, Michael E.	1981	1978-79-80	Mini, James H.	1935	1934	Murtezi, Lirion	2024	2021-22
McMahon, Connor	2025	2022	Minisi, Anthony S.	1949	1945	Murtha, Robert C.	1981	1979-80
McMechan, Zachary C.	1994	1993	Minter, Marshaun D.	2005	2001	Musser, Michael A. (CC)	1988	1985-86-87
McMenamin, James P.	2007	2006	Minvielle, Alphonse	1938	1937	Mustin, Henry C.	1896	1895
McMorris, Michael S.	2022	2018-19-20-21	Misch, Robert C.	1987	1984-85-86	Myers, Damon L.	1999	1998
McNair, Frederick V. Jr	1903	1901-02	Mitchell, Andrew (mgr.)	2021	2019-20	Myers, Gary D. Jr.	2012	2009-10-11
McNallen, John M.	1971	1968-69-70	Mitchell, Kwesi A.	2012	2009-10-11	Myers, Kroy	2025	2022
McQuiston, Kelli A. (video)	2018	2017	Mitchell, Ralph J.	1915	1913-14	Mygas, Nicholas F. (CC)	1979	1976-77-78
McReavy, Clarence J.	1914	1911-12-13	Mitchell, Ryan L.	2021	2018-19-20			
McTavish, Kevin C.	1980	1979	Mitchell, Troy M.	1983	1979-81-82			
McTighe, John A.	1943	1940	Moak, Stanley T. (mgr)	1947	1945			
McVey, William J.	1944	1942	Moehring, Bennett J.	2019	2016-17-1			
Meagher, Patrick C. Jr	1991	1990	Moehring, Hayden (video)	2021	2020			
Meagher, Patrick C.	2018	2017	Moeller, Chester C. II (CC)	1976	1973-74-75			



2023 NAVY FOOTBALL

ALL-TIME LETTER WINNERS

☆ N ☆

Name	Class Yr.	Lettered
Nagy, George S. (mgr)	1981	1980
Nardi, Glen E.	1973	1970-71-72
Nash, Elan J.	2020	2017-18-19
Nash, John M.	2020	2019
Naze, Michael	2023	2022
Nealon, Thomas F.	1948	1946
Nechak, Matt	2010	2007-08-09
Nelson, Matthew B.	2000	1997
Nelson, Marco	2006	2003-04-05
Nelson, Scott K.	1984	1983
Nelson, Wayne S.	1945	1943
Nelson, Y. Omar	1997	1994-95-96
Nestrowitz, Peter J.	2021	2018-19-20
Nettles, Bwerani N.	2002	1998
Neumann, Jon F.	1991	1987
Neville, Thomas J.	1995	1993-94
Newkirk, Gregory D.	1993	1992
Newman, Phillip L.	1976	1975
Newsome, Kevin J.	2007	2003
Newton, William H. III	1969	1966-68
Nguyen, Bryan (mgr.)	2021	2019
Nguyen, Ethan J.	2025	2021
Nichols, Casey	2009	2008
Nichols, Michael B. (CC)	2023	2019-20-21-22
Nicholls, William .M.	1914	1911-13
Nichols, Clark A. III	1989	1987
Nichols, Newton L. (C)	1902	1898-99-00-01
Niles, Elmer K.	1910	1909
Nixon, Hugh E.	1980	1976-77-78-79
Njiki, Laurent N.T.	2019	2016-17-18
Nobers, John J.	1988	1987
Norris, Edwin A.	1925	1922
Northcroft, Percy W. (C)	1909	1905-06-07-08
Norton, Justin C.	2018	2016-17
Norton, Phillip G.	1966	1964-65
Nowak, Gary S.	1973	1971-72
Noyes, Victor P.	1924	1920-21
Nurthern, John M. II	2013	2011-12
Nye, Matthew J.	2003	2001-02

☆ O ☆

Name	Class Yr.	Lettered
Oak, Edson C.	1904	1901-02-03
Obanor, Noruwa A.	2020	2017-18-19
O'Boyle, John F.	2013	2011-12
O'Brien, Thomas P. Jr	1971	1968-69-70
O'Connell, Timothy D.	1972	1969
O'Connor, Colin P.	2024	2021
O'Donnell, James D.	1991	1990
O'Donnell, Matthew M.	2000	1997-98-99
O'Regan, William V.	1923	1922
O'Shaughnessy, Michael J.	1973	1970-71-72
Obanor, Noruwa A.	2020	2016
Oberlander, Matthew J.	2008	2006-07
Oberle, John H.	1984	1980-81-82-83
Obermeyer, Duston M.	2001	2000
Ogden, F. Byron (CC)	1992	1989-90-91
Ogden, Michael E.	1998	1995-96-97
Ogden, Stephen E.	1973	1970-71-72
Ohanian, Arthur J.	1979	1976-77-78

Okafor, Tobechukwu E.	2021	2019-20
Oldham, Edwin W. (C)	1958	1955-56-57
Oliver, Christian T.	2000	1997-98-99
Oliver, Robert E.	1985	1982
Olsen, Curtis R. III	2018	2017
Olsen, Perry D.	2023	2019
Olson, David E.	1991	1990
Olson, Kenneth	1982	1981
Olson, Richard L. (C)	1954	1951-52-53
Opp, Richard D. Jr	1942	1939-40-41
Oplekar, Peter S.	1963	1961-62
Orlosky, Robert A.	1964	1961-62-63
Orr, Edward A. Jr	1965	1963-64
Orr, John J.	1919	1915-16-18
Osborn, James R.	2020	2017-19
Osborn, Wendell G.	1927	1924-25-26
Osterhaus, Hugo W.	1900	1899
Oswald, Peter G.	1984	1981-82-83
Otaluka, Chike A.	2022	2021
Ott, Douglas J. (mgr.)	2016	2014-15
Otto, Nathaniel E.	2015	2014
Ounsworth, James A.	1964	1963
Overesch, Harvey E. (C)	1915	1912-13-14
Owen, James L.	1956	1954-55
Owens, Isaiah H.	1976	1973-74-75
Owens, Lamar S. (CC)	2006	2003-04-05
Owens, Robert A.	1952	1949-50-51
Omby, Joseph	2003	2001-02

☆ P ☆

Name	Class Yr.	Lettered
Pace, Jason R.	1991	1989-90
Padberg, Richard G.	1954	1953
Pagel, Rick A.	1984	1982-83
Pagnanelli, Marco A.	1984	1981-82
Paige, Henry R.	1927	1926
Palelei, Evan F.	2014	2012-13
Palmer, Leigh C.	1896	1895
Palmer, Steven L. (CC)	1993	1991-92
Palmore, Darren A. (CC)	2018	2014-2015-16-17
Pangrazio, Ronald B. (CC)	1989	1987-88
Papajohn, Gregory C.	1982	1978-79-80-81
Papak, Robert D.	1976	1973-74-75
Papetti, Joseph M.	1985	1982-83-84
Papp, David G.	1995	1992
Pariseau, Richard R.	1960	1958-59
Parish, Elliott W. Jr	1929	1927
Parker, Paul T.	1989	1987
Parr, William S.	1923	1920-21-22
Parrish, Chase	2021	2020
Parsons, Tom D.	1949	1948
Paskewich, Franklyn K.	1965	1962-63-64
Pauk, Thomas M. (CC)	1980	1976-77-78-79
Pauls, Artie	2009	2008
Paulson, Ryan S.	2013	2010-11-12
Peace, Travis A.	2003	2001-02
Pearson, Christian A.	2021	2020
Pearson, Donald B.	2016	2013
Pearson, Henry A.	1893	1889-90-91-92
Pease, Andrew J.	1973	1970-71-72
Peele, Dashaun	2025	2022
Peemoeller, Jangsoo	2001	2000
Pellet, William H.	1942	1940
Peltier, Albert R.	1989	1988

Pena, Joshua A.	2024	2021-22
Penrose, Luke W.	2006	2005
Perkins, Jack C.	1954	1952-53
Perkins, Jackson H. (tri-captain)	2021	2018-19-20
Perry, Lyman S.	1920	1916-18
Perry, Malcolm X (QC)	2020	2017-18-19
Person, Andrew M.	1996	1992-93-94-95
Person, Christopher J.	1998	1997
Person, Daniel W.	2003	2001-02
Person, Joseph P.	2007	2005-06
Pertel, Joseph A.	1953	1950-51-52
Pescaia, Damon K Jr	2013	2012
Pescaia, Micah D.K.	2016	2014-15
Peters, Daniel J.	2004	2003
Peters, Robert	2024	2022
Peters, Steven B.	1984	1981-82-83
Petersen, Brady J.	2019	2018
Peterson, Chad	2009	2008
Peterson, Cody (CC)	2014	2012-13
Peterson, Derek T.	1999	1997
Peterson, Jake M. (video)	2011	2010
Peterson, J. Todd	1992	1989
Peterson, Kenneth D.	1957	1956
Peterson, Mell A.	1930	1928
Petti, Joseph	2023	2022
Pettit, James W. Jr	1947	1943-44-45
Philbin, Patrick J.	1965	1963-64
Phillips, Dennis R.	2005	2003-04
Phillips, Michael R.	1974	1973
Piccioni, Anthony J.	2007	2004-05-06
Pickrell, Robert M.	1946	1944
Pidgeon, Danny T.	1994	1990-91-92-93
Pierce, Kenna (trainer)	2023	2022
Pierce, Robert A.	1928	1925-26
Pierce, Walter C. Jr	1963	1961-62
Piersol, William B.	1908	1904-05-06-07
Pierson, Edward F.	1985	1982
Pifer, Michael R.	2020	2018-19
Pihl, Eric R.	1990	1989
Pike, Daniel L. (CC)	1970	1967-68-69
Pilli, John F. Jr	1973	1971-72
Pimpo, David R.	1986	1983-84-85
Pimpo, Mark R. (CC)	1989	1986-87-88
Pistorio, Anthony T.	2020	2019
Pittman, Jackson R.	2020	2016-17-18-19
Pittman, Jordan M.	2018	2017
Pitzen, Wayne (mgr.)	2008	2006-07
Plante, Benjamin M.V.	2020	2017-18-19
Plantz, Robert N.	1987	1984-85-86
Plaskonos, Neal P.	1997	1995-96
Player, Heber	1938	1936-37
Pliske, David A.	1993	1992
Point, Logan	2025	2022
Poirier, Phillip L. Jr	1976	1974-75
Polamalu, Maika F.	2015	2012-14
Polanco, Aaron K. (CC)	2005	2002-03-04
Polanco, James R.	2006	2005
Polatty, Donald P. (mgr)	1941	1940
Polk, Denzel J.	2020	2019
Pollio, Jennifer L. (mgr.)	2004	2003
Polly, Richard K.	1972	1970-71
Polu, Jarvis T.	2019	2015-16-17-18
Ponseigo, Andrew C. (CC)	1984	1980-81-82-83
Poole, Francis X.	1968	1966
Porterfield, Richard B. (C)	1972	1969-70-71
Pospisil, Ross (CC)	2010	2007-08-09
Poston, Mark T.	1978	1974-75-76

ALL-TIME LETTER WINNERS

Potter, Miles B.	1969	1967
Poulter, Thomas R.	1997	1994-95-96
Powell, Joseph W. (C)	1897	1894-95-96
Powell, Josiah I	2017	2015-16
Powell, Lucien C. (C)	1939	1936-37-38
Powers, Robert B.	1980	1977-78-79
Powers, William L. Jr	1951	1948-49-50
Prahalis, Constantinus P.	1957	1956
Prather, Daniel W.	1992	1991
Pratt, Richard R.	1936	1934-35
Pray, Ralph M.	1933	1931-32
Preston, Torri R.	2012	2011
Price, Dujan A.	2007	2003-04-05-06
Prichard, John L.	1961	1960
Pridham, Joshua	2005	2004
Prinz, Scott M.	1990	1987-88-89
Pritchard, Thomas J.	1995	1991-92
Pritchett, Matthew E.	2007	2005-06
Proctor, Kriss W.	2012	2009-10-11
Protin, James A. (tmr)	1988	1987
Puglia, Charles J.	1994	1992-93
Puialoa-Rojas, Kai	2024	2021-2022
Purifoy, Rodney R.	1992	1989-90-91
Pulkonen, Edwin A.	1957	1955-56
Pyfrom, Richard H.	2007	2006

☆ Q ☆

Name	Class Yr.	Lettered
Querry, Ronald L. III	2018	2017
Quessenberry, Paul W.	2015	2012-13-14
Quinlan, Scott M.	1986	1985
Quinn, Cauldon D.	1997	1995

☆ R ☆

Name	Class Yr.	Lettered
Raby, James J.	1895	1894
Raiford, Michael U.	2018	2014-15-16-17
Ralston, Byron B.	1914	1911-12-13
Ramos, Colin M.	2025	2021-22
Rampani, Brandon M.	2002	1999
Rankin, Bolton S.	1936	1933
Ransford, Howard F.	1928	1925-26-27
Rasmussen, Evan R.	1974	1971
Raster, John M.	1955	1951-52
Rattay, Sean P.	2021	2019-20
Rautenbach, David R.	2000	1998-99
Ray, Martin H. Jr	1934	1933
Ray, Michael J.	1987	1984-85-86
Read, Ryan S.	2001	1998
Read, Semmes	1902	1899-00-01
Reader, John V.	1974	1973
Reagan, Jordan	2008	2007
Reagan, Robert (video)	2007	2006
Reagans, Elliott Jr	1982	1979-80-81
Reaghard, Christopher A.	1995	1993-94
Reardon, Matthew G.	1991	1990
Reaver, Sean G.	2016	2013-14-15
Red, Richard P.	1969	1966-67
Reddick, Hunter	2007	2004
Redman, Joseph R.	1914	1911-12-13

Redvict, Pfunandre C.	1978	1976-77
Reed, Gary E.	1975	1973-74
Reed, Justin N.	2025	2021-22
Reedy, James R. (C)	1933	1930-31-32
Rees, Albert S.	1906	1903-04-05
Reese, Eugene	2003	1999-00-02
Reese, Evan P.	1960	1958
Reeves, John R.	1973	1970-71
Reeves, Joseph M.	1894	1892-93
Regas, Lloyd C.	2006	2005
Rehrig, Thomas L. (mgr)	1978	1977
Reid, Edward P.	1978	1977
Reider, Scott	2009	2007-08
Reifel, William M.	1917	1916
Reifsnider, Lawrence F.	1910	1907-08-09
Reifsnnyder, Robert H.	1959	1956-57
Reimann, Charles J.	1938	1936-37
Reinicke, Frederick G.	1910	1907-08-09
Reitzel, Fred P.	1981	1978-79-80
Renick, Warren T.	1994	1992-93
Renneman, Robert A.	1951	1948-49
Reppar, Gregory A.	1990	1987-89
Reyes, Ronel C.	1999	1998
Reynolds, Keenan M. (CC)	2016	2012-13-14-15
Rhoads, Gary G.	1973	1970-71-72
Rhodes, Byron	2025	2022
Rhodes, Douglas T.	1985	1983-84
Rice, Jacobi	2023	2022
Richardson, De'Von	2013	2010
Richardson, Lonnie	2015	2013
Richardson, L.C.	1897	1896
Richardson, W.A.	1910	1906-08-09
Ricketts, Claude V.	1929	1928
Ridderhof, David M.	1950	1949
Riester, John E.	1954	1952-53
Riethman, Riley J.	2025	2021-22
Rigby, Aaron J.	1998	1996-97
Riggins, Michael P.	1994	1990-92-93
Ring, Daniel H.	2015	2012
Ringenberg, George W.	1943	1940
Roban, Michael J.	1978	1974
Robbins, Jeremiah L.	2017	2016
Roberts, Bayard IV	2010	2009
Roberts, Eric. B.	2005	2002-03-04
Roberts, Wade H. Jr	1968	1966
Roberts, Wolcott	1920	1916-17-18
Robertshaw, Louis B. (C)	1936	1933-34-35
Robertson, David C.	1971	1969
Robertson, Hulan P.	1967	1966
Robillard, Daniel R. (video)	2012	2011
Robinson, Charles	1974	1971-72-73
Robinson, Dell	2008	2007
Robinson, Edward	2016	2013
Robinson, Shakir S.W.	2015	2014
Robinson, Taylor M.	2023	2021-22
Robison, Samuel S.	1888	1887
Rodes, Pete P. (C)	1913	1910-11-12
Rodgers, George L.	1971	1968
Rodgers, John	1903	1900-02
Rodriguez, Richard (mgr.)	2013	2011-12
Roeling, Ryan C.	2007	2006
Rogers, Nazir	2025	2022
Rogers, Timothy A.	1995	1991-92
Roitsch, Brandon A.	2005	2002-03-04
Roland, Isaac Jr.	2001	2000
Rolfs, Eric K.	2004	2002-03

Roman, Paul D.	1949	1947-48
Romine, Dishan M.	2017	2014-15-16
Romo, James L.	2023	2021-22
Roodhouse, Alan M.	1966	1964-65
Root, Edmund S.	1905	1903-04
Ropiak, Michael J.	1987	1985-86
Rose, Duke J.	1948	1946
Rosmilso, Paul A. (mgr)	1985	1984
Ross, Joel M. Jr	1980	1976-77
Ross, Jon L.	1983	1978-79-80-82
Rossi, James M. (CC)	2007	2004-05-06
Rouser, Kenneth C.	1987	1984
Rouser, Michael P.	1982	1980-81
Rowan, Nicholas	2023	2022
Rowney, James V.	1941	1940
Rowse, Earl J.	1941	1940
Royall, Hilary H.	1899	1898
Royer, James E. Jr	1957	1954-55
Ruland, Thomas C.	1968	1965-66-67
Ruoss, Isaac J.	2022	2019-20-21
Rushing, J. Mitchell	1983	1979
Russell, Roy K.	1948	1946-47
Ruth, John	1958	1956-57
Rutherford, Eric R. (CC)	1985	1982-83-84
Ryan, James J.	1966	1964
Ryan, Jarid J.V.	2019	2016-17-18
Ryan, Joseph N.	2013	2012
Ryan, Kevin P.	1978	1976-77
Ryan, Philip J. (C)	1950	1946-47-48-49
Ryder, Blaze K.	2016	2013-14-15
Ryder, Wave K.	2014	2011-12-13
Ryno, Dan	2002	2001
Ryno, David J.	2000	1997-98-99
Ryno, Thomas A.	1997	1996

☆ S ☆

Name	Class Yr.	Lettered
Saadey, Jon (analyst)	2020	2019
Sai, John J.	1964	1961-62-63
Saipai, Alefosio I	2023	2020
Salisbury, Michael C.	2022	2020-21
Salley, Travis H.	1998	1994
Salomon, Van L. (video)	2019	2018
Salsig, Edgar B.	1944	1942
Salu, Timothy J.	2020	2017-19
Sambo, Ebissa W.	2023	2020-21
Sammon, Stephen M.	1973	1971
Sampson, Richard D.	1938	1935
Samuels, Nelson T.	1933	1931
Sanborn, Alden R.	1922	1921
Sanders, Alexander D. (video)	2017	2016
Sanders, DeBrandon B.	2016	2013-14-15
Sanders, Elijah W.	2004	2001-02-03
Sanders, Heath B.	2003	2000-01-02
Sanders, Jordan L.	2025	2021-22
Sanders, Marcus D.	2004	2001-02-03
Sandlin, Mitchel A.	2023	2021-22
Santiago, Aaron J.	2012	2010-11
Sapp, Jeffery K. (CC)	1977	1974-75-76
Sargentii, Daniel J.	2014	2012-13
Sarra, Bernard R. (CC)	2016	2012-13-14-15
Satchell, Stephen E.	2019	2016-17-18
Sauerbrey, Erich W.	1986	1985

2023 NAVY FOOTBALL

ALL-TIME LETTER WINNERS

Saunders, Troy	1988	1985-86-87	Shaw, James C. (mgr)	1936	1934-35	Smith, Herschel A.	1922	1921
Saunders, William H.	1921	1917-18	Shea, William H.	1900	1896-97-98	Smith, Jacqueline (video)	2020	2019
Sawyer, Gregory R.	1977	1974-75-76	Shepard, William B. Jr	1945	1943	Smith, Jon C.	1982	1981
Sayles, Tyler W.	2018	2016-17	Sheppard, James M.	1970	1967-68	Smith, Jeffrey J. Jr	1997	1995-96
Scaffè, Thomas C.	1920	1916-17-18	Sher, Thomas S.	1970	1967-68-69	Smith, Joseph E.	1988	1986-87
Scanlan, Matthew O.	1997	1994-95-96	Sherlock, Michael J.	1981	1979-80	Smith, Joshua D. (CC)	2005	2002-03-04
Scannell, James A.	1984	1982-83	Sherwood, Garrott B. (coach)	2013	2012	Smith, Justin L.	2021	2018-19-20
Scarle, Will	2009	2008	Shewell, Charles T.	1925	1923	Smith, Karl F.	1908	1904-05
Schacht, Kenneth G.	1935	1933-34	Shibata, Matthew I.	2013	2012	Smith, Kirby	1906	1905
Schaefer, Craig	2010	2007-08-09	Shimshak, Richard E.	1948	1945-46-47	Smith, Lawrence	1932	1931
Schaefer, Robert A.	1963	1961-62	Shinego, Gregory	2009	2006-08	Smith, Michael K.	1987	1984-85-86
Schafer, Kurt D.	1979	1977	Shiraki, Trent	2023	2022	Smith, Nelson R.	2021	2017-18-19-20
Schantz, Curtiss W. Jr	1968	1965-66	Shirreffs, John J. Jr	1959	1957	Smith, Norman P.	1984	1982
Schecter, Gordon E.	1935	1934	Shoemake, Jeffrey D.	1983	1980-81	Smith, Rashad A.	1998	1995-96-97
Schemm, Cory D.	1997	1995-96	Shofner, Howard B.	1946	1944	Smith, Robert N.	1948	1946-47
Schenk, Frank M.	1991	1989-90	Shrawder, Steven D.	1966	1964-65	Smith, Russell H.	1982	1981
Schickner, Mark C.	1972	1970-71	Shriver, Norman W.	1958	1957	Smith, Sean J.	1997	1995
Schifferli, Walter F. Jr	1952	1949	Shubzda, Matthew S.	1998	1997	Smith, Stanley S.	1990	1987-88-89
Schildmeyer, Gregory P.	1986	1983-84-85	Shubzda, Timothy J.	2000	1996-98-99	Smith, Tago A.	2017	2014-15-16
Schilling, Kevin R. (mgr)	1997	1996	Shuey, Eric D.	2006	2004-05	Smith, Thoren P.	1976	1975
Schiweck, Kenneth W.	1949	1946-47-48	Sieber, Charles E.	1953	1951-52	Smith, Timothy T.	1983	1982
Schlabach, Ross P.	1903	1901-02	Siegfried, Clyde W.	1944	1942	Smith, W. Vincent	1993	1991
Schlossbach, Isaac	1915	1914	Simmons, Justin T.	2003	2000	Smith, William E. Jr (C)	1957	1954-56
Schmidt, John S.	1937	1935-36	Simmons, Tyler M.	2011	2008-09-10	Smith, Willie J.	1997	1994-95-96
Schnurr, Fred A.	1944	1941-42	Simpson, Daniel L.	1973	1970	Smyth, William J.	1974	1971-72-73
Schoderbek, Stephen E.	1953	1952	Simpson, George W.	1907	1906	Snelson, Benjamin M. (CC)	2013	2009-10-11-12
Schrum, Brian T.	1996	1992-93-94-95	Simpson, James M.	1972	1969	Sniffen, John M.	1987	1984-85-86
Schuber, James B. Jr	1928	1926-27	Simpson, Mateo Avington (mgr.)	2023	2022	Snider, Chesley D.	1993	1991-92
Schulz, Brian L.	2002	2000-01	Simpson, Raese V.	1961	1960	Snider, Jason D. (CC)	1999	1996-97-98
Schulze, Lori J. (video)	2000	1999	Sims, Deric J.	1991	1988-89	Snow, Patrick R.	2011	2010
Schupp, Mike	2011	2008-09-10	Sims, Lewis B.	1994	1992-93	Snyder, Daniel B.	1987	1986
Schwartz, Walter W. Jr	1945	1942-43	Sims, Stephen C., II	2003	2000-01-02	Snyder, Kevin	2009	2007
Schwelm, Karl T.	1971	1968-69-70	Sims, William E.	1942	1939-40	Snyder, Ned C.	1953	1951-52
Schwind, Thomas K.	2005	2001-02-04	Singleton, Jontavius F.	2005	2004	Snyder, Raymond G.	1964	1961-62
Schwoeffermann, Robert	1948	1946-47	Singleton, Patrick F.	2000	1998-99	Soares, Paul A.	1983	1980-81-82
Sciba, William L. Jr	1969	1966-67	Singleton, Quinton R.	2015	2013-14	Soballe, Verner J.	1938	1935
Scolpino, Frank J. Jr	1953	1949	Singleton, Zerbin M.	2008	2005-06-07	Sofinowski, Rachel J. (mgr)	2000	1999
Scornavacchi, Matthew R.	1996	1993-94-95	Siniatiere, Donald A.	2004	2001-02	Sokol, Blair J.	1994	1991-92-93
Scott, Clyde L.	1949	1944-45	Sinnett, Dennis J.	1982	1981	Solak, Thomas J.	1960	1958-59
Scott, Craig S.	2018	2015-16-17	Sivinski, Robert E.	1949	1948	Solliday, Anthony G.	1995	1993
Scott, Jeffrey J.	1976	1974-75	Sjuggerd, David M.	1964	1961-62-63	Solomon, W. Todd	1986	1982-84-85
Scott, Kerwin C. Jr.	2007	2006	Skaggs, John W.	2004	2001-02-03	Soper, Bradley M.	1995	1991-92-93-94
Scott, Richard U. (C)	1948	1945-46-47	Skehan, Andy	1983	1980-81-82	Sorensen, Frank G. Jr	1947	1945
Scott, Ross A.	1998	1994-95-96	Skule, Joshua G.	1991	1988-89-90	Sorrentino, Michael L.	1952	1951
Scott, Stephen D.	1977	1976	Slack, Leslie M.	1934	1932	Soucek, Archie H.	1937	1935-36
Screen, James P.	1994	1992-93	Slingluff, Frank Jr	1909	1906-07-08	Soucek, Zeus	1923	1922
Scrivener, Orlin R.	1966	1965	Sliwka, Joseph P.	1942	1939-40-41	Soule, Charles C. Jr (C)	1904	1900-01-02-03
Sealey, Reginald M.	2005	2004	Sloan, David K.	1938	1935	Sovie, Clint W. (CC)	2009	2005-06-08-09
Sears, Gregg G.	1985	1981-82-83-84	Sloan, Nicholas A.	2016	2012-13-14	Spaman, James G.	1995	1993
Seaward, Randall A.	1975	1973-74	Sloane, Theodore P.	1930	1927	Sparaco, John R.	1973	1970-71-72
Seeley, George H.	1950	1949	Smart, Kevin M.	1993	1992	Spector, Herman	1939	1937-38
Self, Brent	2025	2022	Smith, Bertrand D.	1953	1951-52	Speed, Joseph A.	1996	1992-93-94-95
Self, Justin B.	2021	2019-20	Smith, Brian E.	2010	2009	Speers, Thomas E. Jr	1968	1966-67
Seoane, Steven M.	1993	1992	Smith, Caleb S. (video)	2016	2015	Spelich, Matthew (video)	2019	2018
Servello, Jeffrey T. (mgr.)	2002	2000	Smith, Carlton B.	1947	1944-45	Spencer, Harry (SC)	2002	2001
Severson, Eric D.	2002	2000-01	Smith, Charles E.	1903	1900-01-02	Spencer, Herbert (C)	1907	1904-05-06
Shafer, Richard W.	1940	1939	Smith, Charles M. (CC)	1988	1984-85-86-87	Spencer, Irvin J.	2008	2005-06-07
Shaffer, John N.	1935	1934	Smith, Cleavon L.	1994	1992-93	Spencer, Joseph C.	1992	1991
Shafroth, John F.	1908	1905	Smith, Cole R.	2007	2006	Sperling, Daniel P. (mgr)	1953	1952
Shalov, Holden S. (mgr.)	2012	2011	Smith, Donald K. (mgr)	1928	1927	Sperry, David S.	2013	2010-11
Shalov, Samuel A. (mgr)	2017	2015-16	Smith, Edgar N.	1948	1945-46-47	Sponholtz, Theodore F.M. (mgr.)	2019	2017
Shannon, Jarred P.	2012	2010-11	Smith, Eugene R.	1919	1915	Spooner, Harold E.	1961	1960
Shannon, Rickard W.	1950	1948	Smith, Francis S.	1929	1927	Spring, Arthur F.	1930	1928-29
Shapley, Alan	1927	1923-24-25-26	Smith, Francis S.	1929	1927	Springer, Jacob W.	2021	2019
Sharp, Curtis W.	2009	2006-07-08	Smith, Finney B.	1915	1914	Sprinkle, Edward A.	1947	1943
Sharperson, Carl H. Jr	1976	1973	Smith, Garrett J. (CC)	1996	1994-95	Stackhouse, Charles D.	1961	1959
Shaw, David W.	1994	1991-92-93	Smith, George L.	1898	1895-96-97	Stackhouse, Clay A.	1990	1986-87

ALL-TIME LETTER WINNERS

Stahl, Edward H.	2001	1998-99-00
Stahl, Tyson S.	2005	2003-04
Stallone, Spencer (analyst)	2020	2019
Stann, Brian M.	2003	2002
Stare, Lonny M.	1992	1989
Starks, Marcus D.	1996	1992-93-95
Staten, Darius D.	2014	2011-12-13
Staubach, Roger T.	1965	1962-63-64
Staubitz, Alfred J.	1945	1943
Steele, William O.	1952	1949-50-51
Stelman, William J.	1971	1969
Steen, Kenneth	1941	1939-40
Stefanon, Gregory E.	1987	1985-86
Steffanides, Edward F. Jr	1931	1930
Stein, Eric J.	2012	2011
Stengel, Kurt J.	2021	2019-20
Stephan, Bradley A.	1974	1970-71
Stephens, Mark D.	1979	1977-78
Stephens, Jordan T.	2010	2009
Stephenson, Andrew J. (mgr.)	2011	2009-10
Stepp, Turner	2025	2022
Sterlitz, Stephen J.	1992	1991
Stevens, Mark (CC)	1985	1982-83-84
Stewart, James H.	1963	1961-62
Stewart, Matthew T.	2019	2018
Stewart, William C (mgr.)	2005	2001-02-04
Stolz, Francis R.	1925	1922-24
Stone, Thomas A.	2014	2012-13
Storz, Erwin F.	1963	1961-62
Stowers, David B.	1994	1992-93
Strahley, Charles G.	1948	1947
Stramanak, Brad S.	1994	1990-91-93
Strassburger, Ralph B.	1905	1901-02-03-04
Straw, Nicholas F.	2023	2020-21-22
Stremic, Anthony W.	1958	1955-56-57
Strobach, Walter F.	1961	1960
Strother, Edmund W.	1908	1907
Stuart, David H.	1909	1908
Studer, Gordon P.	1945	1942
Studt, William J.	1967	1964
Stufflebeem, John D.	1975	1972-73-74
Stukel, Michael A.	2012	2010-11
Sturdivant, Collin T.	2013	2011-12
Sturges, John B. III	1978	1974-75-76-77
Stuvek, Fred L.	1974	1971-72-73
Sudderth, Gregory A.	2009	2005-07
Sullivan, Grayson H.	2019	2016-17-18
Sullivan, Joseph J.	1946	1942-43-44
Sullivan, Kevin J. (CC)	1977	1974-75-76
Summa, Gregory J.	1998	1995
Sumrall, David S.	2012	2010-11
Sunderland, Robert L.	1988	1986-87
Sundheim, George M.	1949	1945
Sundry, Arthur P.	1951	1949-50
Suzsan, Christian I. (mgr.)	2009	2007
Sutton, Robert	1964	1961-62-63
Svendsen, Edward C.	1941	1940
Swain, Christopher M.	2016	2012-13-14-15
Swain, Myles D.	2017	2016
Swan, Bryan F.	1930	1928-29
Swanson, Alasdair E.	1958	1957
Swantner, Scott M.	2001	1999-00
Swecker, Claude E. Jr	1949	1948
Sweeney, Michael	1990	1987
Sweeney, Michael P.	2011	2010
Symington, Powers	1892	1891
Szabo, Steven F.	1965	1964

☆ T ☆

Name	Class Yr.	Lettered
Tamburello, Ben A.	2016	2014
Tagliente, Joseph P.	1948	1947
Takasaki, Justin K.	2003	2000
Talbert, Sean M.	2003	2002
Talbert-Loving, Austin M.	2021	2018-19-20
Tamburello, Ben A.	2016	2014-15
Tamulevich, Carl J.	1968	1965
Tanuvasa, Michael A.P.	2021	2018
Tardy, Walter B.	1898	1895-96-97
Tarquino, Thomas M.	1983	1980-81-82
Tata, Robert M.	1979	1976-77-78
Tate, David J.	1967	1966
Tate, Joshua L.	2015	2012
Tate, Matthew A.	1994	1991-92-93
Tate, Russell J.	1998	1996-97
Tatom, William C.	1950	1946
Tattersall, Andrew F.	2007	2005-06
Taussig, Joseph K.	1899	1897-98
Taylor, Akili A.	2019	2018
Taylor, Daniel H.	2022	2019-21
Taylor, Edmund B. (C)	1925	1923-24
Taylor, James M.	1967	1965-66
Taylor, Joe	2009	2008
Taylor, Joey	2009	2008
Taylor, John G.	1980	1978-79
Taylor, Michael W.	1986	1984-85
Taylor, N. Robert	1968	1965-66-67
Taylor, W. Allen	1928	1925-27
Taylor, Wendell S.	1923	1921-22
Tazza, Steven A.	1990	1988-89
Teague, Jon F.	2012	2008-09-10-11
Teall, Robert R.	1964	1962-63
Teff, Derek M.	1994	1993
Teich, Alexander G. (CC)	2012	2009-10-11
Tenbrook, James J.	1960	1958-59
Tenuta, Eugene J.	2007	2006
Tepper, Brad E.	2003	2001-02
Terrell, Marlon D.	2002	1999-00-01
Terrell, Vincent	2024	2021-22
Terry, Darius	2010	2007-08
Testa, Ronald F.	1963	1960-61-62
Tetreault, Paul J.	1952	1949-50-51
Teufel, Robert S.	1981	1980
Texeira, Bryce V.	2022	2020-21
Textor, George P.	1956	1953-54
Thiel, T.J.	2009	2008
Thomas, Andrew J.	1995	1994
Thomas, Demetrice D. (mgr.)	2020	2018-19
Thomas, George J. Jr	1957	1953
Thomas, Lenter V.	2003	2001-02
Thomas, Marcus T.	2014	2010-11-12-13
Thomas, Micah D.	2018	2015-16-17
Thomas, Newell E.	1937	1935-36
Thomas, William E.	1960	1958-59
Thomasson, Daiquan R.	2017	2015-16
Thompson, Alan L. (SC)	2002	2001
Thompson, Andrew J. (CC)	1996	1992-93-94-95
Thompson, Forest C.	1932	1930-31
Thompson, Hunter C.	2000	1999
Thompson, Jerry R.	2018	2017
Thompson, Reginald	1977	1976
Thompson, Thomas W. Jr	1979	1977-78
Thompson, Troy M. II	2017	2016

Thornton, Charles H.	1980	1977-78-79
Thorpe, Mark S.	1976	1973-74-75
Thrasher, Gregory	2008	2005-07
Tidwell, Tyler S.	2007	2004-05-06
Tiede, Herbert R.	1953	1951-52
Tillman, Jamir C.	2017	2013-14-15-16
Timmons, John W.	1900	1898
Todd, Shane R.	2004	2001-02-03
Tolbert, Kevin C.	1981	1978-79-80
Tolentino, David A.	2020	2017-18-19
Tomlinson, Donald H. (mgr)	1974	1973
Tomlinson, Jason T.	2007	2003-04-05-06
Torgerson, Theodore A.	1931	1930
Toth, Joseph C.	1931	1929
Townsend, Ian (mgr)	2007	2006
Traa, James F.	1988	1986-87
Tracy, Osgood V. (mgr)	1924	1923
Tracy, Peter H.	1984	1981
Tranchini, Joseph	1960	1957-58-59
Trass, Kenneth R.	1977	1974-75-76
Trass, Reginald E.	1980	1977-78-79
Treadwell, Lawrence P. Jr	1951	1949-50
Trench, Martin E.	1893	1890-91-92
Trimble, Bex A. Jr	1940	1938-39
Triplett, Jefferson L.	1992	1989-90-91
Troiani, Marc L.	1977	1974
Troxell, Anthony W. (mgr)	1991	1990
Truslow, Alfred R. Jr	1927	1924
Tschirgi, Harvey C.	1932	1930-31
Tuani, Jabaree W. (CC)	2012	2008-09-10-11
Tucker, Benjamin W. Jr	1970	1969
Tuider, William W. Jr.	2017	2013-14
Tuimavave, Michael I.	2014	2011
Tuitele, Tamatane J.	2023	2019-20
Tupuola, Malu J. Jr	1976	1973-75
Turner, Brandon S.	2013	2010-11-12
Turner, Julian R.	2017	2014-16
Turner, Kyle H., III	1999	1998
Turner, Stansfield	1947	1944-45
Tuttle, James V.	1987	1985-86
Tuttle, Magruder H. (C)	1932	1930-31

☆ U ☆

Name	Class Yr.	Lettered
Ulrich, Bill	1964	1961
Umberger, Jayden M. E.	2024	2021-22
Underwood, Gordon W.	1932	1930-31
Uzoma, Nnamdi O.	2017	2016
Uzoma, Obinna C.	2015	2012-13-14

☆ V ☆

Name	Class Yr.	Lettered
Valentine, James E.	1959	1957
Van Halanger, Matthew	2014	2013
Van Loan, Lawrence R.	1974	1971-72-73
Van Matre, Jason B. (CC)	1994	1990-91-92-93
Van Nort, Peter S.	1959	1958
Vanak, Jeffrey T.	2005	2002-03-04
Vanderhorst, Thomas J. Jr.	1999	1996-97
VanDine, Robert W.	1973	1970-71
VanHorn, Kent R.	1987	1985-86

2023 NAVY FOOTBALL

ALL-TIME LETTER WINNERS

VanHulzen, Chad O.	1987	1984-85-86
VanSummern, Robert W.	1950	1946
Vaughan, Robert L.	1914	1912-13
Vela, Ramiro R. II	2010	2007-08-09
Velez, Regis	2025	2022
Venezia, Christopher A.	1989	1988
Venuto, Daniel M.	2002	2000-2001
Vereen, John S.	2000	1997-98-99
Verhovsek, Eber L.	1987	1986
Vernon, Walter N.	1901	1898-00
Veteleto, Gregory M.	2008	2006-07
Vickers, Graham R.	2014	2011-12-13
Viger, David N. III	1998	1995-96-97
Villalobos, Anthony	2019	2016-17-18
Vine, Victor J.	1952	1949-50-51
Virtue, Patrick M.	1973	1970-71-72
Visted, Frank A.	1961	1959-60
Vitelli, Joseph M.	1989	1988
Vitollo, David J., (Manager)	2005	2004
Vitucci, Vito L.	1943	1940-41
Vizzier, Joseph M.	1972	1969
Vogel, Raymond W. Jr	1936	1934
Voith, Charles P.	1973	1970-71-72
Von Bargaen, Michael	2009	2008
Von Sydow, Vernon H.	1963	1960-61-62
Von Heimbarg, Ernest H. (C)	1919	1915-16-17
Voss, Carl C.	1992	1989-91
Voss, Kevin P.	1989	1986-87-88

☆ W ☆

Name	Class Yr.	Lettered
Wade, Charles T.	1900	1897-98-99
Wade, Christopher M.	2004	2003
Wade, Jalen A.	2017	2016
Wade, Parker W.	2018	2015-16-17
Wagner, Carl F.	1983	1981-82
Wagner, Walter R.	1950	1948-49
Wagoner, Michael W.	2002	2000-01
Wahle, Michael J.	1999	1997
Wakeham, Dean R.	1995	1994
Wakeman, Ray H.	1912	1911
Waldrop, Michael A. (mgr.)	2020	2018-19
Walker, Aprell H.	2005	2004
Walker, David W.	1979	1977-78
Walker, Donald S.	1924	1922-23
Walker, Joshua T.	2018	2015-16-17
Walker, Lyle D.	1999	1998
Walker, Mark A.	2023	2019-20-21-22
Walker, Treveon D.	2019	2016-17-18
Walkup, Benjamin F.	1934	1932-33
Walla, David L.	1972	1969
Wallace, Alfred B.	1939	1937-38
Wallace, Eric K.	1985	1982-83-84
Wallace, Vernon L.	1988	1986
Wallington, J. Travis (CC)	1983	1981-82
Walsh, David E., Jr.	2003	2001-02
Walsh, Michael	2009	2007-09
Walter, Joseph F. (video)	2004	2003
Walter, Robert E.	1971	1969
Walton, Albion W. Jr	1946	1943
Wang, Victory (video)	2022	2020
Wangaard, Lars Jr	1942	1940-41
Ward, Clarence O. (C)	1917	1914-15-16
Ward, Henry H.	1893	1890

Warfle, Dayton F. Jr	1975	1973
Warren, Chance M. (QC)	2022	2019-20-21
Warren, Evan M.	2024	2021-22
Warren, Henry L.	1927	1926
Warren, J'arius R.	2022	2019-20-21
Warren, Jonathan R.	1948	1946
Warrick, Matthew V.	2013	2010-11-12
Washington, Mario F.	2011	2008-09
Washington, Ojala S.	2008	2005-06-07
Watkins, Tamara (video)	2020	2019
Watters, Harold.	1921	1920
Waugh, Ronald D.	1948	1946
Waybright, John J.	1934	1931
Weaver, David A.	1902	1899-00-01
Weaver, Daniel H.	1972	1969
Weaver, John C.	1955	1952-53-54
Weaver, John C. II	1987	1986
Webb, Joshua	2019	2017-18
Webster, Charles	1894	1891
Webster, Hugh L.	1955	1952-53-54
Weedo, Aaron	2005	2002
Weems, Phillip V.H.	1912	1910-11
Weidenhammer, William H.	1984	1982-83
Weiler, Christopher J.	1985	1981-82-83-84
Weir, William D.	1949	1947-48
Weisman, Gregory J. (mgr)	1989	1988
Weiss, Dawson (video)	2023	2022
Weissenfels, Robert D. (CC)	1990	1987-88-89
Welch, Leo F.	1906	1905
Welch, Richard M.	1981	1978-79-80
Wellborn, Raymond B.	1959	1957-58
Wellings, Joseph H.	1925	1924
Wellington, Jonathan D.	1996	1992-93
Wellons, Alfred G. Jr	1948	1946
Wells, Chester	1893	1892
Wells, Wesley C.	1973	1970
Welsh, George T.	1956	1953-54-55
Welsh, John T.	1948	1945-46
Wendolowski, Daniel J.	2006	2005
Werner, Sherwood H.	1942	1939-40-41
Wesley, Lionel P.	2005	2002-03-04
West, Adam R.	2017	2014-15-16
West, Donyale P.	2004	2001
West, Mitchell J.	2022	2018-19-20-21
West, Radford C. (mgr)	1937	1936
Westhofen, Charles L.	1930	1928-29
Westphall, Frederick A.	1919	1915
Wetzel, Jonathan L.	2011	2010
Wetzel, Keegan	2013	2011-12
Wev, Johnathan K.	2014	2010-11
Whelan, John N.	1918	1916
Whelchel, David L.	1930	1928
Whelchel, John E.	1920	1916-17
Wheldon, Richard G.	1971	1969
Whisner, Andrw S. (mgr)	2016	2014-15
White, John C.	2011	2010
White, Owen B.	2020	2017-18-19
White, Raymond M	1998	1997
White, Seth L.	2018	2017
White, Shawn D. Jr.	2017	2013-14-15-16
White, Shelley C. III	2016	2013-14-15
White, Shun T.	2009	2006-07-08
White, Theodore H. (mgr)	1932	1931
Whitehead, Ulmont I. Jr	1940	1937-38-39
Whiteside, Geoffrey L.	2015	2012-13-14
Whiting, Ken	1905	1901-02-03-04
Whitlock, Guy	1901	1900

Whitmire, Donald B.	1947	1943-44
Whitmire, Wilson R.	1957	1954-55-56
Wickhorst, Frank H. (C)	1927	1924-25-26
Wiedl, Michael W.	2001	1998-00
Wiedorn, Paul H.	1922	1921
Wiggins, Marcus L.	2021	2018-19-20
Wilcox, John W. Jr	1905	1903
Wilcox, Robert L.	1944	1941-42
Wilcox, William M.	1934	1933
Wilkes, R.J.	1971	1968
Wilkin, Bradley M. (mgr.)	2012	2010
Wilkins, Michael A.	1999	1998
Willard, Robert F.	1973	1970-71-72
Williams, Arion K.	2002	1998-99
Williams, Bradley J. (video)	2016	2015
Williams, Brian D.	2001	1999-00
Williams, Camari J.	2024	2021-22
Williams, Clynton J.	2021	2018-19-20
Williams, Craig B.	1983	1982
Williams, Deondrae C.	2022	2019-20-21
Williams, George S.	1987	1986
Williams, Hillary	1897	1895-96
Williams, Jerrey L.	1994	1993
Williams, Khaylan D.	2019	2016-17-18
Williams, Manolo Z.	1996	1992-94
Williams, Matthew P.	1999	1998
Williams, Matthew T.	2006	2003-04-05
Williams, Mbiti B.	2025	2021-22
Williams, Ralph P. (CC)	1949	1945-46-47-48
Williams, Reginal L.	1995	1992
Williams, Ryan L.	2015	2012-12-13-14
Williams, Russell C.	1931	1930
Williams, Richard C. Jr	1932	1930
Williams, Ryan L.	2015	2011
Williams, Sean A. (cc)	2019	2015-16-17-18
Williams, Scott E. (trainer)	2001	2000
Williams, Thomas P.	1966	1964
Williams, Travis R.	2000	1997-98-99
Williams, Zachary G.	1996	1994
Williamson, Delbert F.	1927	1926
Williamson, Kelly H. Jr. (mgr.)	2019	2017-18
Williamson, Ricky L.	1985	1982-83
Willis, Carl J.	1975	1974
Willis, Russell L. Jr	1969	1967-68
Willkie, Edward E.	1921	1920
Wills, James W. Jr	1950	1947
Wilner, Jack D.	1953	1950-52
Wilsie, Fay E.	1937	1935-36
Wilson, Brian	2000	1996
Wilson, David T. III	2016	2013-14-15
Wilson, Gerald J.	1998	1996-97
Wilson, Nick P.	2005	2003
Wilson, Paul E.	1968	1967
Wilson, Robert J.	1979	1977-78
Wilson, Samuel E. III	1969	1967
Wilson, Thomas R.	1929	1927-28
Wilson, William B.	1951	1948-49-50
Wiltzie, Ronald J.	1957	1956
Wimsatt, Bradley J. (CC)	2001	1997-98-99-00
Wimsatt, Matthew M.	2008	2006-07
Winchester, Ronald D.	2001	1999-00
Winkjer, Guy	1923	1922
Winn, Garrett E.	2021	2019
Winslow, Wallace E.	1971	1969-70
Winston, Paul R. (mgr.)	2014	2012-13
Wirginis, Theodore C.	1981	1980
Wise, J.T. (recruiting)	2020	2019

2023 NAVY FOOTBALL

ALL-TIME LETTER WINNERS

Wittenberg, Robert R. (C)	1966	1963-64-65
Witter, Ward W.	1940	1938-39
Witzmann, John H.	1958	1957
Woerner, Paul L.	1929	1927
Wolf, Jason D. (CC)	1999	1997-98
Wolf, Joshua P.	2002	2000
Wolfe, David C.	1940	1938-39
Womack, Samuel D.	2014	2013
Wong, Danny	1967	1964-65-66
Wood, Andrew S.	2019	2015-16-17-18
Wood, Emmett W.	1940	1937-38-39
Wood, James A.	1956	1955
Wood, Robert W.	1928	1927
Woodhouse, Mark T.	1983	1981-82
Woodruff, Wilbur J.	1921	1919
Woods, Glen S.	2010	2009
Woods, Robert E.	1944	1941
Woods, Thomas II (mgr)	1948	1947
Woodson-Brooks, Gianni J.	2025	2021-22
Woodworth, Edwin B.	1906	1905
Woolley, James R.	1975	1973-74
Wooley, Lauren M. (mgr)	2004	2003
Woolwine, Emmons H. (mgr)	1951	1950
Woomer, Stuart M. (video)	2018	2017
Wooten, Tyris Jr.	2018	2016-17
Worden, William H.	1939	1938
Worth, Joseph M.	2015	2014
Worth, William T. Jr.	2017	2015-16
Worthington, Raymond B.	1989	1987-88
Wortman, Ward K. (C)	1900	1897-98-99
Wright, Carroll O.	1911	1910
Wright, David A.	2007	2006
Wright, David J.	2012	2009-10-11
Wright, Isaac V.	2018	2017
Wright, Jason A.	2011	2010
Wright, Kendel A.	2020	2017-18-19
Wright, Percy T.	1909	1906-07-08

☆ Y ☆

Name	Class Yr.	Lettered
Yancey, William M.	1992	1989-90-91
Yaramus, Aleksandar	2020	2019
Yaramus, Nikola	2020	2019
Yarborough, William S.	2011	2008-09-10
Yeager, J. Michael	1976	1973-74-75
Yeh, Phillip M.	2001	1999-00
Yelder, Christopher E.	1982	1981
Yenior, David (mgr.)	2012	2010-11
Yokitis, Michael J.	2006	2003-04-05
Yopp, Stacey W.	1994	1991-92-93
Young, Jordan	2008	2007
Young, Steven G.	1984	1982-83
Yuvienco, Michawn A.	2003	2002

☆ Z ☆

Name	Class Yr.	Lettered
Zabriskie, David Jr	1936	1933-34-35
Zakar, James P.	2003	2001-02
Zaleski, Ronald A.	1985	1983-84

Zastrow, Robert R.	1952	1949-50-51
Zechella, Alexander P.	1943	1941
Zellem, Scott A.	1991	1990
Zelov, Randolph D.	1948	1946
Zembrzuski, Richard S.	1959	1957-58
Zenyuh, John V.	1961	1960
Zetts, Andrew J.	2003	2000-01-02
Zimmerman, Scott B.	1997	1995-96
Zimmermann, David W.	1992	1991
Zingler, Charles A.	1980	1978-79
Zingler, Gregory R.	2010	2009
Zoeller, Robert J.	1943	1940-41
Zuber, Adolph	1925	1922-24
Zuluaga, Javier (CC)	1994	1990-91-92-93
Zuzek, Jacob A. J.	2015	2012-13-14
Zwieg, Jake	1995	1994

(C)-Captain; (CC)-Co-Captain; (QC)-Quad-Captain

The Naval Academy Sports Information Department thanks James Lavender and William Yancey, both members of the Class of 1992, for their research efforts in compiling this list.




2023 NAVY FOOTBALL

SECTION
NINE

BOWL
HISTORY



2023 NAVY FOOTBALL



JAYDEN
UMBARGER



2023 NAVY FOOTBALL

BOWL RECAPS

1924 ROSE BOWL

Navy 14, Washington 14

January 1, 1924

Rose Bowl Stadium • Pasadena, Calif.

The Midshipmen had completed a 5-1-2 season when they were invited to meet Washington in the 1924 Rose Bowl. After a scoreless first period in which the Huskies held Navy on the one-yard line, the Mids scored early in the second quarter when Pete McKee surprised Washington with a 30-yard pass to Carl Cullen. The Huskies tied the game moments later on a 22-yard run. McKee and Cullen hooked up once again, this time on a seven-yard scoring strike to give Navy a 14-7 lead. Washington closed out the scoring following a fumble recovery on the Midshipmen 10-yard line.

QUARTER-BY-QUARTER	1	2	3	4	Final
Navy	0	14	0	0	14
Washington	0	7	0	7	14

SCORING SUMMARY

Navy – Cullen 30-yard pass from McKee (McKee kick)

UW – Wilson 14-yard run (Sherman kick)

Navy – Cullen 7-yard pass from McKee (McKee kick)

UW – Bryan 12-yard pass from Abel (Sherman kick)

Navy	TEAM STATISTICS	Washington
15	First Downs	9
362	Total Offense	202
187	Yards Rushing	137
175	Yards Passing	65
16-20	Passing	3-8
2	Passes Had Int.	2
5-33.8	Punts-Avg.	9-33
0-0	Fumbles-Lost	0-0
2-10	Penalties	4-20

INDIVIDUAL LEADERS

Unavailable.

1955 SUGAR BOWL

Navy 21, Mississippi 0

January 1, 1955

Tulane Stadium • New Orleans, La.

Quarterback George Welsh led the "Team Named Desire" to a 21-0 triumph over Southeastern Conference champion Mississippi. "He (Welsh) was a genius at calling plays today," said Navy coach Eddie Erdelatz. Fullback Joe Gattuso Sr. was given the Warren Miller Trophy as the game's most valuable player after rushing for 111 yards on 16 carries and scoring two touchdowns. Halfback Jack Weaver had 106 yards rushing and scored the Mids' other touchdown on a pass from Welsh. Welsh, in addition to running the option perfectly, completed 8-of-14 passes for 76 yards.

QUARTER-BY-QUARTER	1	2	3	4	Final
Navy	7	0	14	0	21
Mississippi	0	0	0	0	0

SCORING SUMMARY

Navy – Gattuso 3-yard run (Weaver kick)

Navy – Weaver 16-yard pass from Welsh (Weaver kick)

Navy – Gattuso 1-yard run (Weaver kick)

Navy	TEAM STATISTICS	Mississippi
20	First Downs	5
442	Total Offense	121
55-295	Rushes-Yardage	33-78
147	Yards Passing	43
12-28-4	Passing	5-18-0
4	Passes Had Int.	0
4-33.7	Punts-Avg.	9-36.1
1-0	Fumbles-Lost	2-1
1-15	Penalties	6-15

INDIVIDUAL LEADERS

Rushing: Navy – Gattuso 16-111, Weaver 16-106, Garrow 6-18, Guest 3-16, Monto 2-14, Malynn 1-9, Hepworth 2-6, Monahan 1-6, Echard 3-5, Gober 3-3, Welsh 2-1. **Mississippi** – Cothren 7-24, J. Patton 5-21, Murihead 7-17, Day 2-8, McCool 4-8, Blair 2-6, Kinard 2-2, H. Patton 2-1, Blajack 2-(-9).

Passing: Navy – Welsh 8-14-0, 76 yards, 1 TD; Echard 3-10-2, 40 yards; Korzep 1-3-2, 31 yards; Weaver 0-1-0, 0 yards. **Mississippi** – H. Patton 3-6-0, 27 yards; Day 2-9-0, 16 yards, Blajack 0-3-0, 0 yards.

Receiving: Navy – Weaver 3-39, Malynn 1-31, Beagle 3-19, Smith 2-18, Gober 1-18, Hepworth 1-18, Barker 1-4. **Mississippi** – J. Patton 1-19, Muirhead 2-16, Fisher 1-11, Kinard 1-7.

1958 COTTON BOWL

Navy 20, Rice 7

January 1, 1958

Cotton Bowl • Dallas, Texas

"Gentlemen, this was the best ball club I have ever had the privilege of coaching," intoned coach Eddie Erdelatz in the Navy locker room following the Mids' 20-7 Cotton Bowl win over Rice. The expected duel between the two quarterbacks, Navy's Tom Forrestal and Rice's King Hill, never materialized. Tony Stremic and Bob Reifsnnyder paced the Navy defense early on. The Mids scored in each of the first two periods (Joe Tranchini on a one-yard keeper and Harry Hurst on a 13-yard run). Halfback and team captain Ned Oldham scored on a 19-yard run and had a pair of conversions.

QUARTER-BY-QUARTER	1	2	3	4	Final
Navy	6	7	7	0	20
Rice	0	0	7	0	7

SCORING SUMMARY

Navy – Tranchini 1-yard run (kick failed)

Navy – Hurst 13-yard run (Oldham kick)

Navy – Oldham 19-yard run (Oldham kick)

Rice – Williams 8-yard pass from Ryan (Hill kick)

Navy	TEAM STATISTICS	Rice
21	First Downs	14
375	Total Offense	301
50-222	Rushes-Yardage	39-137
153	Yards Passing	164
13-27-1	Passing	14-27-1
1	Passes Had Int.	1
3-36.6	Punts-Avg.	5-42.0
5-3	Fumbles-Lost	5-5
9-65	Penalties	7-53

INDIVIDUAL LEADERS

Rushing: Navy – Oldham 8-50, Hurst 10-50, Wellborn 14-38, Brandquist 5-36, Forrestal 7-34, Swanson 2-9, Tranchini 2-5, Brence 2-0. Rice – Ryan 17-69, Speer 4-16, Hill 5-14, Dueitt 4-13, Kelley 4-12, B. Williams 1-8, Chilton 2-7, K. Williams 2-(-2).

Passing: Navy – Forrestal 13-24-1, 153 yards; Tranchini 0-3-0. Rice – Ryan 13-22-1, 151 yards, 1 TD; Hill 1-5-0, 13 yards.

Receiving: Navy – Ruth 5-62, Wellborn 2-20, Jkanovich 4-47, Oldham 2-24. Rice – Dial 7-80, Jones 3-30, Miller 1-16, Hill 1-15, K. Williams 2-13.

1961 ORANGE BOWL

Missouri 21, Navy 14

January 2, 1961

Orange Bowl Stadium • Miami, Fla.

Missouri held 1960 Heisman Trophy winner Joe Bellino to four yards on eight carries and defeated the Midshipmen 21-14. The Midshipmen scored early when end Greg Mather intercepted a lateral and sprinted 98 yards for a score. But Missouri countered with an interception return for a touchdown. Bellino scored Navy's second touchdown of the day when he made a spectacular grab of a pass from Hal Spooner and did a somersault out of the end zone. Spooner completed 13-of-21 passes for 176 yards but was intercepted four times.

QUARTER-BY-QUARTER	1	2	3	4	Final
Navy	6	0	0	8	14
Missouri	7	7	0	7	21

SCORING SUMMARY

Navy – Mather 98-yard fumble return (kick failed)

MO – Beal 90-yard interception return (Tobin kick)

MO – D. Smith 4-yard run (Tobin kick)

MO – Taylor 1-yard run (Tobin kick)

Navy – Bellino 28-yard pass from Spooner (Luper pass from Spooner)

Navy	TEAM STATISTICS	Missouri
9	First Downs	19
168	Total Offense	302
24-(-8)	Rushes-Yardage	66-296
176	Yards Passing	5
13-23-4	Passing	1-6-0
4	Passes Had Int.	0
7-35.4	Punts-Avg.	4-30.5
2-0	Fumbles-Lost	5-3
1-4	Penalties	1-15

INDIVIDUAL LEADERS

Rushing: Navy – Prichard 1-9, Meyer 2-6, Bellino 8-4, McKeown 3-1, Matalavage 1-(-1), Spooner 9-(-27). Missouri – West 21-108, Smith 16-93, Mehrer 5-41, Stevenson 7-37, Russell 5-12, Brossart 2-9, Beal 2-3, Taylor 7-3, La Rose 1-(-10).

Passing: Navy – Spooner 13-21-4, 176 yards, 1 TD; Dietz 0-2-0, 0 yards. Missouri – Taylor 1-6-0, 5 yards.

Receiving: Navy – Prichard 4-69, Bellino 3-37, Matalavage 2-33, Luper 1-17, Mather 1-15, Zenyuh 1-6, McKeown 1-(-1). Missouri – West 1-5.

1964 COTTON BOWL

Texas 28, Navy 6

January 1, 1964

Cotton Bowl • Dallas, Texas

Top-ranked Texas used three touchdowns in the first half to knock off Navy, 28-6, in the Cotton Bowl. The second-ranked Midshipmen had a stellar performance from Heisman Trophy-winning quarterback Roger Staubach, who set Cotton Bowl records for pass completions (21), pass attempts (31) and yards passing (228). Flanker Ed "Skip" Orr set a bowl record with his nine receptions.

QUARTER-BY-QUARTER	1	2	3	4	Final
Texas	7	14	7	0	28
Navy	0	0	0	6	6

SCORING SUMMARY

Texas – Harris 58-yard pass from Carlisle (Crosby kick)

Texas – Harris 63-yard pass from Carlisle (Crosby kick)

Texas – Carlisle 9-yard run (Crosby kick)

Texas – Philipp 2-yard run (Crosby kick)

Navy – Staubach 2-yard run (2-pt. conversion failed)

Navy	TEAM STATISTICS	Texas
16	First Downs	18
213	Total Offense	402
29-(-14)	Rushes-Yardage	43-168
227	Yards Passing	234
22-34-1	Passing	8-21-1
1	Passes Had Int.	1
6-36.5	Punts-Avg.	3-43.3
2	Fumbles Lost	1
2-35	Penalties	8-72

INDIVIDUAL LEADERS

Rushing: Navy – Donnelly 8-12, Ounsworth 1-8, Sai 5-8, Teall 1-3, Ulrich 1-1, Markoff 1-1, Staubach 12-(-47). Texas – Carlisle 11-54, Ford 9-39, Stockton 5-35, Philipp 6-23, Green 7-18, King 1-9, Harris 2-5, Kristymik 1-1, Dixon 1-(-16).

Passing: Navy – Staubach 21-31-1, 228 yards; Donnelly 1-1-0, (-1) yards; Abel 0-1-0, Orr 0-1-0. Texas – Carlisle 7-19-1, 213 yards, 2 TDs; Wade 1-2-0, 21 yards.

Receiving: Navy – Orr 9-112, Sjuggerud 4-52, Donnelly 3-16, Campbell 2-16, Henderson 1-13, Kellner 1-12, Sai 1-7, Staubach 1-(-1). Texas – Harris 3-157, Talbert 2-26, Lammoas 2-30, Sauer 1-21.

BOWL RECAPS

1978 HOLIDAY BOWL

Navy 23, BYU 16

December 22, 1978

San Diego Stadium • San Diego, Calif.

Navy rallied from a 13-point deficit early in the second half to defeat Brigham Young 23-16 in the first Holiday Bowl. The catalyst in the Mids' comeback was split end Phil McConkey, with help from quarterback Bob Leszczynski and the defensive unit. Leszczynski got the Mids going in the third period on a 77-yard TD drive that featured a 16-yard reverse by McConkey, the game's MVP. Moments later, a McConkey reverse of 26 yards set up a 28-yard field goal from Bob Tata that narrowed the deficit to 16-13. With the defense holding the Cougars to just 24 yards over the final 24 minutes, Leszczynski fired down the sideline to McConkey, who raced to the end zone to complete a 65-yard play. Navy was ranked 17th in the country in the final UPI poll.

QUARTER-BY-QUARTER	1	2	3	4	Final
Navy	0	3	7	13	23
BYU	3	6	7	0	16

SCORING SUMMARY

BYU – Johnson 33-yard field goal

Navy – Tata 40-yard field goal

BYU – Chronister 10-yard pass from McMahon (kick failed)

BYU – McMahon 2-yard run (Johnson kick)

Navy – Tolbert 4-yard run (Tata kick)

Navy – Tata 28-yard field goal

Navy – McConkey 65-yard pass from Leszczynski (Tata kick)

Navy – Tata 27-yard field goal

Navy	TEAM STATISTICS	BYU
20	First Downs	16
352	Total Offense	255
58-235	Rushes-Yardage	33-74
138	Yards Passing	181
8-14	Passing	16-34
1	Passes Had Int.	2
3-38.7	Punts-Avg.	5-37.0
2-2	Fumbles-Lost	0-0
3-37	Penalties	12-91

INDIVIDUAL LEADERS

Rushing: Navy – Sherlock 19-62, Tolbert 14-50, Leszczynski 9-31, Callahan 14-29, McConkey 2-42. **BYU** – Wilson 7-10, Ring 4-3, Wingard 7-37, McMahon 12-17, Phillips 2-4, Whittingham 1-3.

Passing: Navy – Leszczynski 7-13-0, 123 yards, Callahan 1-1-0, 15 yards. **BYU** – Wilson 7-16-1, McMahon 9-18-1, 133 yards.

Receiving: Navy – McConkey 4-88, Callahan 2-24, Jones 1-13, Hendershot 1-15. **BYU** – Ring 5-21, Chronister 3-60, Davis, 2-38, Wingard 2-27, Phillips 2-17, Tingey 1-13, Brown 1-5.

1980 GARDEN STATE BOWL

Houston 35, Navy 0

December 14, 1980

Giants Stadium • East Rutherford, N.J.

Mistakes allowed Houston to score two early touchdowns, as the Cougars defeated the Midshipmen 35-0 in the 1980 Garden State Bowl. The powerful Cougars rolled up 405 yards on the ground. Navy played without its season rushing leader, Eddie Meyers, who was injured in the first quarter.

QUARTER-BY-QUARTER	1	2	3	4	Final
Houston	14	14	7	0	35
Navy	0	0	0	0	0

SCORING SUMMARY

Houston – Clark 1-yard run (Shaffer kick)

Houston – Elston 1-yard run (Shaffer kick)

Houston – Barrett 14-yard run (kick failed)

Houston – Clark 26-yard run (Elston kick)

Houston – Clark 2-yard run (Shaffer kick)

Navy	TEAM STATISTICS	Houston
12	First Downs	24
201	Total Offense	450
35-136	Rushes-Yardage	78-405
65	Yards Passing	45
7-25-1	Passing	3-7-1
1	Passes Had Int.	1
6-29.7	Punts-Avg.	2-35.5
4-2	Fumbles-Lost	8-3
2-26	Penalties	4-39

INDIVIDUAL LEADERS

Rushing: Navy – Meyers 3-13, Tolbert 7-53, Sherlock 15-41, Tarquino 3-12, Flowers 1-9, Reitzel 4-7, Callahan 1-1, Dent 1-(-1). **Houston** – Clark 26-163, Polk 17-76, Barrett 9-61, Elston 12-45, Newhouse 4-17, Wilson 4-17, Wesley 3-13, Chinn 2-9, Herring 1-4.

Passing: Navy – Reitzel 5-12-0, 42 yards; Tarquino 2-12-1, 23 yards; Sherlock 0-1-0, 0 yards. **Houston** – Elston 1-4-0, 28 yards; Chinn 2-3-1, 17 yards.

Receiving: Navy – Papajohn 3-36, Dent 2-23, Gainer 1-6, Tolbert 1-0. **Houston** – Miller 1-28, Phea 1-11, Herring 1-6.

1981 LIBERTY BOWL

Ohio State 31, Navy 28

December 30, 1981

Liberty Bowl Memorial Stadium • Memphis, Tenn.

Navy twice rallied from significant deficits before eventually bowing to Ohio State 31-28 in the 23rd playing of the Liberty Bowl. The determined Midshipmen had a 97-yard scoring drive in the final 5:14 that pulled them to within three points. Navy trailed 10-0 at one time, but had pulled to 17-13 at halftime. The Mids went ahead in the third period when George Herlong blocked a punt and Ken Olson raced in from 10 yards out for a touchdown. Trailing 31-20 with only eight seconds left in the game, Navy scored when Marco Pagnanelli passed one yard to tight end Greg Papajohn, and the two teamed for the two-point conversion. Tailback Eddie Meyers was the game MVP for his 117-yard rushing effort, finishing ahead of Ohio State's Art Schlichter.

2023 NAVY FOOTBALL

BOWL RECAPS

QUARTER-BY-QUARTER	1	2	3	4	Final
Ohio State	10	7	7	7	31
Navy	7	6	7	8	28

SCORING SUMMARY

OSU – Atha 35-yard field goal
 OSU – Williams 50-yard pass from Schlichter (Atha kick)
 Navy – Papajohn 1-yard pass from Pagnanelli (Fehr kick)
 Navy – Fehr 41-yard field goal
 OSU – J. Gayle 1-yard run (Atha kick)
 Navy – Fehr 23-yard field goal
 Navy – Olson 20-yard blocked punt return (Fehr kick)
 OSU – J. Gayle 2-yard run (Atha kick)
 OSU – Anderson 9-yard pass from Schlichter (Atha kick)
 Navy – Papajohn 1-yard pass from Pagnanelli (Papajohn pass from Pagnanelli)

Navy	TEAM STATISTICS	Ohio State
19	First Downs	19
315	Total Offense	332
50-75	Rushes-Yardage	47-173
240	Yards Passing	159
15-29-1	Passing	11-26-1
1	Passes Had Int.	1
5-22.8	Punts-Avg.	6-32.6
3-2	Fumbles-Lost	2-1
2-20	Penalties	9-76

INDIVIDUAL LEADERS

Rushing: Navy – Meyers 30-117, Jackson 3-5, Yelder 1-2, Clouse 1-2, McCallum 1-0, Pagnanelli 13-(-26). **Ohio State** – Spencer 22-96, J. Gayle 15-88, Broadnax 4-11.

Passing: Navy – Pagnanelli 14-27-1, 201, 2 TDs; Fehr 1-1-0, 39 yards; McCallum 0-1-0. **Ohio State** – Schlichter 11-26-1, 159 yards, 2 TDs.

Receiving: Navy – Yelder 2-37, Papajohn 4-41, Meyers 3-15, McCallum 2-45, Weller 2-50, Ciarella 1-39, Jackson 1-13. **Ohio State** – Williams 2-61, Frank 3-36, Anderson 5-57, Spencer 1-5.

1996 ALOHA BOWL

Navy 42, California 38

December 25, 1996
 Aloha Stadium • Honolulu, Hawaii

Ben Fay came off the bench in the fourth quarter to lead touchdown drives of 80 and 84 yards, as Navy rallied for a 42-38 victory over California in the Aloha Bowl.

Cal jumped on top on the opening kickoff as Deltha O'Neal returned it 100 yards for a touchdown. Navy answered quickly on a three-play, 69-yard drive, capped off by a seven-yard touchdown run from Tim Cannada. After Cal went back on top, 14-7, Navy answered with two quick touchdowns of its own, as Chris McCoy scored from one yard out and Ross Scott scored from four yards out. Cal bounced right back to take a 28-21, but McCoy answered with a two-yard touchdown run to tie the game at 28 with 39 seconds remaining in the half. That was plenty of time for Cal, as it marched 61 yards in 29 seconds to take a 35-28 halftime lead.

Fay entered the game with 10:38 remaining and promptly drove the Mids 80 yards in 10 plays, as he scored from two yards out to pull the Mids to within three. The Navy defense got the ball back for Fay when junior tackle David Viger stripped Cal quarterback Pat Barnes of the ball and Jerome Dixon recovered it.

Fay made the game-winning drive look easy, marching the Mids 84 yards on six plays, the big play being a 52-yard pass to senior slotback Cory Schemm. Fay

scored from 10 yards out to give the Mids a 42-38 victory.

QUARTER-BY-QUARTER	1	2	3	4	Final
Navy	7	21	0	14	42
California	13	22	3	0	38

SCORING SUMMARY

Cal – O'Neal 100-yard kickoff return (kick failed)
 Navy – Cannada 7-yard run (Vanderhorst kick)
 Cal – Shaw 6-yard pass from Barnes (Longwell kick)
 Navy – McCoy 1-yard run (Vanderhorst kick)
 Navy – Scott 4-yard run (Vanderhorst kick)
 Cal – Bullard 8-yard pass from Barnes (Benjamin pass from Barnes)
 Cal – O'Neal 31-yard run (Longwell kick)
 Navy – McCoy 2-yard run (Vanderhorst kick)
 Cal – Shaw 20-yard pass from Barnes (Longwell kick)
 Cal – Longwell 41-yard field goal
 Navy – Fay 3-yard run (Vanderhorst kick)
 Navy – Fay 10-yard run (Vanderhorst kick)

Navy	TEAM STATISTICS	California
25	First Downs	24
646	Total Offense	434
50-251	Rushes-Yardage	38-121
395	Yards Passing	313
14-21	Passing	27-38
1	Passes Had Int.	0
2-43.0	Punts-Avg.	4-52.8
1-1	Fumbles-Lost	1-1
4-21	Penalties	5-40

INDIVIDUAL LEADERS

Rushing: Navy – Nelson 15-119, McCoy 19-61, Cannada 4-25, 1 TD, McGrew 3-13, Scott 3-13, 1 TD, Schemm 1-12, Fay 4-12, 2 TD, Plaskonos 1-(-2). **California** – O'Neal 22-78, 1 TD, Benjamin 1-32, Vera 2-10, Willis 5-2, Barnes 8-(-1).

Passing: Navy – McCoy 9-13-1, 277 yards, Fay 5-8-0, 118 yards. **California** – Barnes 27-38-0, 313 yards, 1 TD.

Receiving: Navy – Schemm 5-194, Plaskonos 2-58, Cannada 1-25, McGrew 1-36, Nelson 1-13, Scott 1-15, Butts 1-28, Bryant 1-10, Heaven 1-16. **California** – Gonzalez 9-69, Benjamin 8-95, Shaw 3-39, 2 TD, Douglas 2-56, O'Neal 2-16, Bullard 2-23, 1 TD; Nartey 1-15.

2003 EV1.NET HOUSTON BOWL

Texas Tech 38, Navy 14

December 30, 2003
 Reliant Stadium • Houston, Texas

Texas Tech quarterback B.J. Symons threw for 497 yards and four touchdowns as Texas Tech defeated Navy 38-14 in front of 51,068 fans at Reliant Stadium in the EV1.net Houston Bowl.

The game started exactly like the Mids would have liked as Texas Tech missed a field goal on its opening drive, after advancing the ball to the Navy six-yard line, and then the Mids marched 78 yards on 15 plays on its initial drive, chewing up the clock as they went. The first quarter ended scoreless with Craig Candeto being ruled down at the one-yard line on his third down option keeper.

Navy head coach Paul Johnson decided to go for it on fourth down and Candeto was stopped short once again and when he tried to reach for the goal line the ball popped out of his hands and Texas Tech's Keyunta Dawson picked it up and



BOWL RECAPS

returned the fumble to the Tech 34. Replays showed Candeto was clearly down when he fumbled.

The Navy defense held again as Tech quickly moved down to the Navy seven-yard line, but Josh Smith picked off Symons' pass on third down and returned it 36 yards to the Navy 38.

The Mids couldn't move the ball on its second possession and after a failed fake punt, Texas Tech moved 47 yards on five plays to take a 7-0 lead on a four-yard touchdown pass from Symons to Mickey Peters.

The Navy offense moved the ball right back down the field on its next possession, but on third-and-four fullback Kyle Eckel was stopped for no gain and then Eric Rolfs missed his first field goal attempt in nine tries as his 37-yard attempt went wide left.

Tech took advantage of the missed field goal as Symons hit Nehemiah Glover with a 17-yard touchdown to make it 14-0 Tech at the half.

The Mids refused to give up as Candeto directed an 11-play, 79-yard drive to start the second half, capped off by his own two-yard touchdown run on fourth and goal to make it 14-7.

Tech answered Navy's touchdown drive with one of its own as the Red Raiders marched 67 yards on nine plays with Taurean Henderson scoring from four yards out to make it 21-7.

QUARTER-BY-QUARTER	1	2	3	4	Final
Navy	0	0	7	0	14
Texas Tech	0	14	10	14	38

SCORING SUMMARY

Texas Tech – Peters 4-yard pass from Symons (Toogood kick)

Texas Tech – Glover 17-yard pass from Symons (Toogood kick)

Navy – Candeto 2-yard run (Rolfs kick)

Texas Tech – Henderson 4-yard run (Toogood kick)

Texas Tech – Toogood 21-yard field goal (Toogood kick)

Navy – Candeto 1-yard run (Rolfs kick)

Texas Tech – Hicks 13-yard pass from Symons (Toogood kick)

Texas Tech – Peters 4-yard pass from Symons (Toogood kick)

Navy	TEAM STATISTICS	Texas Tech
17	First Downs	30
329	Total Offense	561
55-289	Rushes-Yardage	20-64
40	Yards Passing	497
3-13	Passing	41-53
0	Passes Had Int.	1
2-46.0	Punts-Avg.	0-0.0
3-1	Fumbles-Lost	1-0
6-78	Penalties	11-127

INDIVIDUAL LEADERS

Rushing: Navy – Candeto 23-90, 2 TD, Eckel 14-71, Roberts 7-54, Lane 4-44, Brimage 2-13, Divis 1-9, Michalowicz 1-8, Polanco 2-1. Texas Tech – Henderson 11-43, 1 TD, Glover 1-9, Mack 1-5, Welker 1-4, Symons 5-3, Bongo-Wanga 1-0.

Passing: Navy – Candeto 2-9-0, 33 yards, Polanco 3-1-0, 7 yards, Lane 0-1-0, 0 yards. Texas Tech – Symons 41-53-1, 497 yards, 4 TD.

Receiving: Navy – Jenkins 2-33, Wesley 1-7. Texas Tech – Glover 9-116, 1 TD, Henderson 9-83, Peters 8-80, 2 TD, Welker 7-107, Francis 6-90, Hicks 1-13, 1 TD, Fuller 1-8.

2004 EMERALD BOWL

Navy 34, New Mexico 19

December 30, 2004

SBC Park • San Francisco, Calif.

Aaron Polanco accounted for four touchdowns and 237 yards of total offense as Navy defeated New Mexico 34-19 in the 2004 Emerald Bowl. The victory gave the Midshipmen a school-record tying 10 wins for the season and marked just the fifth bowl victory in school history.

After the Lobos took a 7-0 lead on the first possession of the game, the Mids answered with a touchdown drive of their own, moving 80 yards on just seven plays. Polanco scored from 14 yards out to tie the game at seven.

The game turned on the ensuing possession when safety Vaughn Kelley hit New Mexico's DonTrell Moore just as he was catching a pitch. The hit caused a fumble that was recovered by Lane Jackson and knocked Moore out of the game.

Navy quickly took advantage of the turnover, as Polanco scored from one yard out five plays later to give Navy a 14-7 lead. The touchdown was set up by a third-and-eight pass from slot back Frank Divis to Polanco for 17 yards.

Josh Smith stopped New Mexico's next drive with an interception and the Mids made the Lobos pay dearly, as Polanco hit wide receiver Corey Dryden on the second play from scrimmage with a 61-yard touchdown pass to make the score 21-7.

After the two teams punted on their initial possessions of the third quarter, Polanco ran for his third touchdown of the day, this one from 27 yards out, to make the score 31-19.

New Mexico, however, marched right back down the field. The Lobos had the ball first-and-goal at the Navy six, but on fourth-and-goal from the one Lobo running back D.D. Cox was stopped short of the goal line by Kelley and Bobby McClarin.

The Navy offense would take over the game from there, mounting an epic 26-play, 94-yard, 14:26 drive that was capped off by a Geoff Blumenfeld 22-yard field goal to make the score 34-19. The 26 plays and 14:26 time of possession were both NCAA records for a single drive.

QUARTER-BY-QUARTER	1	2	3	4	Final
New Mexico	7	12	0	0	19
Navy	14	10	7	3	34

SCORING SUMMARY

New Mexico – Hall 17-yard pass from McKamey (Zunker kick)

Navy – Polanco 14-yard run (Blumenfeld kick)

Navy – Polanco 1-yard run (Blumenfeld kick)

Navy – Dryden 61-yard pass from Polanco (Blumenfeld kick)

New Mexico – Ferguson 4-yard run (kick failed)

Navy – Blumenfeld 27-yard field goal

New Mexico – McKamey 3-yard run (pass failed)

Navy – Polanco 27-yard run (Blumenfeld kick)

Navy – Blumenfeld 22-yard field goal

New Mexico	TEAM STATISTICS	Navy
23	First Downs	22
419	Total Offense	393
42-212	Rushes-Yardage	58-269
207	Yards Passing	124
15-24	Passing	5-8
2	Passes Had Int.	0
1-27.0	Punts-Avg.	2-39.0
1-1	Fumbles-Lost	1-0
9-85	Penalties	6-53

BOWL RECAPS

INDIVIDUAL LEADERS

RUSHING: Navy – Polanco 26-136, 3 TD's, Eckel 24-85, Tomlinson 1-31, Divis 4-15, Roberts 2-3, Team 1-(-)1. **New Mexico** – McKamey 19-138, 1 TD, Cox 11-32, Ferguson 4-19, 1 TD, Brody 3-15, Moore 5-8.

PASSING: Navy – Polanco 3-6-0, 101 yards, 1 TD, Divis 2-2-0. 23 yards. **New Mexico** – McKamey 15-24-2, 207 yards, 1 TD.

RECEIVING: Navy – Polanco 2-23, Dryden 1-61, 1 TD, Roberts 1-35, Nelson 1-5. **New Mexico** – Baskett 5-115, Moore 3-21, Hall 2-23, 1 TD, Augustyniak 2-18, Brown 1-11, Ferguson 1-11, Ramirez 1-8.

2005 POINSETTIA BOWL

Navy 51, Colorado State 30

December 22, 2005

Qualcomm Stadium • San Diego, Calif.

Sophomore slot back Reggie Campbell tied an NCAA bowl game record with five touchdowns as he helped lead Navy (8-4) to a 51-30 rout of Colorado State (6-6) in front of 36,842 fans at the inaugural Poinsettia Bowl. The two teams combined for a then NCAA bowl game-record 1,183 yards.

Campbell, who was named the game's offensive MVP, scored on 55- and 34-yard scoring strikes from quarterback Lamar Owens and on runs of 22, two and 21 yards to tie a record set by four others, most notably by Barry Sanders in the 1988 Holiday Bowl.

Navy took its first lead of the game, a lead it would never give up, early in the second quarter when Marco Nelson scored on a 22-yard run around the right end, capping off a seven-play, 68-yard drive.

After the Navy defense forced a Colorado State punt, the Mids marched 80 yards on 11 plays as Campbell matched Nelson's TD run with a 22-yard touchdown gallop of his own. The Mids defense forced another punt and Campbell capped off an 89-yard drive with a two-yard touchdown run 28 seconds before intermission and the rout was on.

Campbell would score his fourth touchdown of the game on the first possession of the second half on a 21-yard jaunt to give the Mids a 34-10 lead.

QUARTER-BY-QUARTER	1	2	3	4	Final
Navy	7	20	10	14	51
Colorado State	10	0	14	6	30

SCORING SUMMARY

CSU – Bell 1-yard run (Smith PAT)

Navy – Campbell 55-yard pass from Owens (Bullen PAT)

CSU – Smith 34-yard field goal

Navy – Nelson 22-yard run (kick failed)

Navy – Campbell 22-yard run (Bullen PAT)

Navy – Campbell 2-yard run (Bullen PAT)

Navy – Campbell 21-yard run (Bullen PAT)

CSU – Osborn 10-yard pass from Holland (Smith PAT)

CSU – Osborn 20-yard pass from Holland (Smith PAT)

Navy – Campbell 34-yd. pass from Owens (Bullen PAT)

Navy – Nelson 21-yard run (Bullen PAT)

CSU – Walker 22-yard pass from Holland (run failed)

Navy – Bullen 25-yard field goal

Navy	TEAM STATISTICS	Colorado State
33	First Downs	26
611	Total Offense	572
69-467	Rushes-Yardage	34-141
144	Yards Passing	431
5-11	Passing	28-39
1	Passes Had Int.	0
0-0.0	Punts-Avg.	4-39.8
1-1	Fumbles-Lost	1-0
2-10	Penalties	7-79

INDIVIDUAL LEADERS

Rushing: Navy – Ballard 15-129, Campbell 16-116, 3 TD's, Neson 7-80, 2 TD's, Owens 18-50, Bryant 3-26, Tomlinson 1-22, Hampton 3-21, White 2-13, Hines 4-10. **Colorado State** – Bell 22-122, 1 TD, Horton 1-17, Hanie 2-14, Ohaeri 3-5, Green 1-5, Walker 1-1, Holland 4-(-)23.

Passing: Navy – Owens 5-10-0, 144 yards, 2 TD's, Bryant 0-1-1, 0 yards. **Colorado State** – Holland 26-33-0, 381 yards, 3 TD's, Hanie 2-6-0, 50 yards.

Receiving: Navy – Campbell 2-89, 2 TD's, White 1-29, Tomlinson 1-18, Washington 1-8. **Colorado State** – Anderson 9-126, Sperry 8-117, Morton 2-77, Walker 2-49, 1 TD, Osborn 2-30, 2 TD's, Bartz 2-14, Bell 2-10, Davis 1-8.

2006 MEINEKE CAR CARE BOWL

Boston College 25, Navy 24

December 30, 2006

Bank of America Stadium • Charlotte, N.C.

Steve Aponavicius nailed a 37-yard field goal as time expired to give Boston College (10-3) a 25-24 victory over Navy (9-4) in the Meineke Car Care Bowl.

Navy outplayed the Eagles on both sides of the ball, but a couple of turnovers, two questionable holding calls and a bad bounce allowed the Eagles to escape with the victory.

Boston College jumped out to a 6-0 lead in the first quarter when Eagle quarterback Matt Ryan scored from two yards out.

Navy answered with a 10-play, 88-yard drive capped off by a 31-yard touchdown pass from Kaipō-Noa Kaheaku-Enhada to Tyree Barnes to give a 7-6 lead.

After a Jeremy McGown interception of a Ryan pass gave Navy the ball back at the BC 44-yard line, the Mids took eight plays to take a 14-6 lead on a five-yard touchdown run by Zerbin Singleton. It was Singleton's first-career touchdown.

Kaheaku-Enhada threw his second touchdown pass of the day, this time to Jason Tominson, to give Navy a 21-13 lead.

Aponavicius hit a 26-yard field goal at the gun to cut Navy's lead to five at the half.

Navy regained the momentum to start the second half, going 85 yards on 11 plays. Matt Harmon's 22-yard field goal gave Navy a 24-16 lead.

Ryan threw a 25-yard touchdown pass to cut the lead to 24-22, but the two-point conversion failed.

After both teams traded punts, Navy took the ball over at its own 24 with 4:09 remaining in the game. After picking up two first down, the Mids ran a toss play to Shun White on third-and-six. White appeared to pick up the first down and clinch the game, but the officials flagged the Mids for holding. On the next play Reggie Campbell took his eyes off of Kaheaku-Enhada's pitch and Boston College's Jolon Dunbar picked up the fumble at the Navy 45 and returned it five yards. Six plays later, Aponavicius nailed the 37-yard field goal to give the Eagles the win.

QUARTER-BY-QUARTER	1	2	3	4	Final
Navy	7	14	3	0	24
Boston College	6	10	0	9	25



BOWL RECAPS

SCORING SUMMARY

BC – Ryan 1-yard run (kick failed)
 Navy – Barnes 31-yard pass from Kaheaku-Enhada (Harmon PAT)
 Navy – Singleton 5-yard run (Harmon PAT)
 BC – Toal 1-yard run (Aponavicius PAT)
 Navy – Tomlinson 24-yard pass from Kaheaku-Enhada (Harmon PAT)
 BC – Aponavicius 26-yard field goal
 Navy – Harmon 22-yard field goal
 BC – Purvis 25-yard pass from Ryan (pass failed)
 BC – Aponavicius 37-yard field goal

Navy	TEAM STATISTICS	Boston College
21	First Downs	17
403	Total Offense	315
59-322	Rushes-Yardage	31-73
81	Yards Passing	242
6-8	Passing	20-30
0	Passes Had Int.	2
4-36.0	Punts-Avg.	5-48.8
3-2	Fumbles-Lost	0-0
3-30	Penalties	5-25

INDIVIDUAL LEADERS

Rushing: Navy – White 7-116, Singleton 6-71, 1 TD, Campbell 13-51, Kettani 15-40, Kaheaku-Enhada 13-27, Hines 2-16, Hall 2-5, Washington 1-(-4). BC – Callender 19-66, Robinson 1-6, Whitworth 2-1, Ryan 7-1, 1 TD, Toal 1-1, 1 TD, Brooks 1-(-2).

Passing: Navy – Kaheaku-Enhada 6-6-0, 77 yards, 2 TD's, Bryant 2-2-0, 4 yards. BC – Ryan 20-29-2, 242 yards, 1 TD, Team 0-1-0, 0 yards.

Receiving: Navy – Tomlinson 2-36, 1 TD, Kaheaku-Enhada 2-4, Barnes 1-31, 1 TD, Washington 1-10. BC – Gonzalez 4-50, Robinson 3-61, Callender 3-20, Purvis 2-40, 1 TD, Challenger 2-35, Palmer 2-15, Whitworth 2-14, Gunnell 1-4, Ross 1-3.

2007 POINSETTIA BOWL

Utah 35, Navy 32

December 20, 2007

Qualcomm Stadium • San Diego, Calif.

Utah (9-4) outscored Navy (8-5), 21-0, over a seven-minute span in the second half to rally for a 35-32 Poinsettia Bowl victory over the Midshipmen in front of 39,129 fans at Qualcomm Stadium in San Diego. The game was the debut for Navy head coach Ken Niumatalolo.

Utah would take a 7-0 lead early in the second quarter on a five-yard touchdown run by Darrell Mack. The Mids would answer Utah's score with one of their own, driving 70 yards in eight plays. Junior quarterback Kaipo-Noa Kaheaku-Enhada capped the drive with a one-yard touchdown run to tie the score at seven.

Joey Bullen's 39-yard field goal with 28 seconds left in the half gave Navy a 10-7 halftime lead.

The Mids made it 17-7 on the first drive of the third quarter. Junior fullback Eric Kettani busted through the Utah secondary and rumbled 43 yards for a touchdown to give Navy a 17-7 lead.

Jereme Brooks scored from 23 yards out off a reverse to cut Navy's lead to 17-14 and then Utah took the lead when Johnson hit Derrek Richards with a 40-yard touchdown pass to make the score 21-17. Johnson's 19-yard quarterback draw gave Utah a 28-17 lead with 12:47 left in the contest.

To Navy's credit, the Mids refused to quit as Kaheaku-Enhada led Navy on a nine-play, 81-yard drive that was capped off by a 10-yard touchdown pass to White that made the score 28-25.

The Utah offense would answer with a Mack one-yard run and the Utes appeared to have an insurmountable 35-25 lead with 1:27 left.

The Mids, however, had other ideas. Kaheaku-Enhada hit Zerbin Singleton with a 58-yard touchdown pass that made the score 35-32 with 57 seconds left. Bullen then pulled off a perfectly-executed on-side kick that initially Utah's Dale had his hands on, but Singleton ripped it out of his hands giving the ball to Navy at its own 42 with 57 seconds left. After Kaheaku-Enhada ran for nine yards on first down, his pass was intercepted by Dale at the Utah 31 after Campbell slipped coming out of his route.

QUARTER-BY-QUARTER	1	2	3	4	Final
Utah	0	7	14	14	35
Navy	0	10	7	15	32

SCORING SUMMARY

Utah – Mack 5-yard run (Sakoda PAT)
 Navy – Kaheaku-Enhada 1-yard run (Bullen PAT)
 Navy – Bullen 39-yard field goal (Bullen PAT)
 Navy – Kettani 43-yard run (Bullen PAT)
 Utah – Brooks 23-yard run (Sakoda PAT)
 Utah – Richards 40-yard pass from Johnson (Sakoda PAT)
 Utah – Johnson 19-yard run (Sakoda PAT)
 Navy – White 10-yard pass from Kaheaku-Enhada (Kaheaku-Enhada run)
 Utah – Mack 1-yard run (Sakoda PAT)
 Navy – Singleton 58-yard pass from Kaheaku-Enhada (Bullen kick)

Utah	TEAM STATISTICS	Navy
26	First Downs	21
451	Total Offense	438
45-213	Rushes-Yardage	58-316
238	Yards Passing	122
22-27	Passing	7-14
1	Passes Had Int.	1
4-34.5	Punts-Avg.	3-45.7
1-1	Fumbles-Lost	4-2
4-37	Penalties	4-21

INDIVIDUAL LEADERS

Rushing: Navy – Kettani 12-125, 1 TD, Campbell 7-58, White 9-57, Kaheaku-Enhada 18-52, 1 TD, Ballard 6-21, Barnes 1-8, Singleton 3-6, Bryant 1-1, Veteto 1-(-12). Utah – Mack 22-76, 2 TD's, Johnson 11-69, 1 TD, Brooks 2-25, 1 TD, Louks 6-25, Stowers 2-8, Wilson 1-7, Wesson 1-3.

Passing: Navy – Kaheaku-Enhada 7-14-1, 122 yards, 2 TD's. Utah – Johnson 20-25-1, 226 yards, 1 TD, Louks 2-2-0, 12 yards.

Receiving: Navy – Singleton 2-64, 1 TD, Campbell 1-29, Washington 1-14, White 1-10, 1 TD, Ballard 1-9, Kettani 1-(-4). Utah – Hernandez 5-63, Richards 4-61, 1 TD, Mack 4-31, Brown 3-41, Brooks 3-14, Godfrey 1-14, Wesson 1-10, Sims 1-5.

2008 EAGLEBANK BOWL

Wake Forest 29, Navy 19

December 20, 2008

Robert F. Kennedy Memorial Stadium • Washington, D.C.

Wake Forest (8-5) outscored Navy (8-5) 22-6 in the second half to rally for a 29-19 victory over the Midshipmen in the inaugural EagleBank Bowl at RFK Stadium in Washington, D.C.

Navy jumped out to a 13-0 lead thanks to field goals of 40 and 47 yards by Matt Harmon and a 50-yard return of an Alphonso Smith fumble by senior cornerback



Rashawn King.

The Mids were looking to add to their lead late in the second quarter, driving the ball deep into Wake Forest territory, but on second down from the Wake Forest 27-yard line senior quarterback Kaipo-Noa Kaheaku-Enhada overthrew Tyree Barnes and Smith intercepted the ball at the two-yard line.

The Navy defense had dominated the game up to that point, but the Mids allowed Wake Forest to drive 98 yards in 3:48 to cut the Mids lead to 13-7 at the half.

The Demon Deacons took their first lead of the game on their first drive of the second half, driving 73 yards on 10 plays (nine of those plays were runs) in 5:17. Adams scored from five yards out to make the score 14-13.

Navy would retake the lead early in the fourth quarter after a defensive stand gave the ball to the offense at the 50-yard line. Kaheaku-Enhada ripped off a 35-yard run on the first play and then he scored from two yards out five plays later to make the score 19-13. Navy's two-point conversion attempt failed.

Navy's lead did not last long as Wake answered Navy's touchdown with one of its own, marching 80 yards in nine plays. The big play of the drive was on third-and-seven when Skinner hit Chip Brinkman with a 44 yard pass down to the Navy 11-yard line. Skinner struck again two plays later on another third-and-seven, this time hitting Ben Wooster with an eight-yard touchdown pass. Skinner converted the two-point conversion with a pass to Devin Brown to make the score 22-19.

Shun White returned the ensuing kickoff all the way down to the Wake Forest 11-yard line, but the play was called back after Navy was nailed for holding.

Navy still had two opportunities to tie or retake the lead, but Kaheaku-Enhada was stopped for no gain on third-and-five from the Navy 47 on the first drive and then lost a fumble on fourth-and-10 on the second drive.

QUARTER-BY-QUARTER	1	2	3	4	Final
Wake Forest	0	7	7	15	29
Navy	10	3	0	6	19

SCORING SUMMARY

- Navy – Harmon 40-yard field goal
- Navy – King 50-yard fumble recovery (Harmon PAT)
- Navy – Harmon 47-yard field goal
- WF – Adams 4-yard run (Swank PAT)
- WF – Adams 5-yard run (Swank PAT)
- Navy – Kaheaku-Enhada 2-yd. run (pass failed)
- WF – Wooster 8-yard pass from Skinner (Brown pass from Skinner)
- WF – Belton 35-yd. run (Swank PAT)

Wake Forest	TEAM STATISTICS	Navy
18	First Downs	12
405	Total Offense	253
48-239	Rushes-Yardage	48-221
166	Yards Passing	32
11-11	Passing	2-7
0	Passes Had Int.	1
4-40.2	Punts-Avg.	3-42.3
2-1	Fumbles-Lost	2-1
6-55	Penalties	3-20

INDIVIDUAL LEADERS

Rushing: Wake Forest – Harris 24-136, Belton 5-46, Skinner 7-29, Adams 7-13, Rinfrette 3-12, Smith 1(-1). Navy – Kaheaku-Enhada 15-83, White 14-71, Kettani 14-50, Doyle 1-10, Shinego 3-5, Dobbs 1-2.

Passing: Wake Forest – Skinner 11-11-0, 166 yards, 1 TD. Navy – Kaheaku-Enhada 2-7-1, 32 yards.

Receiving: Wake Forest – Boldin 4-66, Brinkman 2-51, Harris 2-36, Wooster 1-8, 1 TD, Williams 1-7, Belton 1(-2). Navy – Barnes 2-32.

2009 TEXAS BOWL

Navy 35, Missouri 13

December 31, 2009

Reliant Stadium • Houston, Texas

Quarterback Ricky Dobbs rushed for 166 yards and three touchdowns on 30 carries and completed nine of his 14 pass attempts for 130 yards and a touchdown, while the Navy defense held Missouri to just one touchdown as the Mids routed the Tigers 35-13 in front of a crowd of 69,441 at the Texas Bowl.

Dobbs set a Navy bowl record for rushing yards and tied the record for carries and rushing touchdowns en route to being named the Texas Bowl MVP. Slot back Marcus Curry also had a big day, rushing for 109 yards and a touchdown on 12 carries and catching five passes for 97 yards.

The Navy defense opened the game in a 2-4-5 alignment that befuddled the Missouri offense all day. After giving up a 58-yard touchdown pass from Blaine Gabbert to Danario Alexander on the second play of the game, the Mids allowed just six points over the final 59:24.

After the Alexander touchdown run on the second play of the game, Navy tied it on a one-yard touchdown run by Dobbs with 2:58 left in the first quarter and then took the lead for good on a 12-yard run by Dobbs with 45 seconds left in the half. That touchdown was set up by a Vela fumble recovery.

Bobby Doyle's three-yard touchdown reception on a slant route from Dobbs extended the lead to 21-10 early in the third quarter and then Navy put the game away in the fourth on Curry's 11-yard touchdown run and a one-yard touchdown run by Dobbs.

The Mids gashed the Missouri defense, which entered the game ranked 11th in the country against the run, for 515 yards, including a Texas Bowl-record 385 yards on the ground. Missouri was held to 356 yards of total offense, including a paltry 65 rushing yards.

Linebacker Ross Pospisil led the Navy defense with nine tackles, 1.5 sacks and an interception, while outside linebacker Craig Schaefer had eight tackles, three tackles for a loss and a sack. Safety Wyatt Middleton added an interception and outside linebacker Ram Vela recovered a fumble.

QUARTER-BY-QUARTER	1	2	3	4	Final
Navy	7	7	7	14	35
Missouri	7	3	0	3	13

SCORING SUMMARY

- Navy – Harmon 40-yard field goal
- Missouri – Alexander 58-yard pass from Gabbert (Ressel PAT)
- Navy – Dobbs 1-yard run (Buckley PAT)
- Navy – Dobbs 12-yard run (Buckley PAT)
- Missouri – Ressel 31-yard field goal
- Navy – Doyle 3-yard pass from Dobbs (Buckley PAT)
- Missouri – Ressel 31-yard field goal
- Navy – Curry 11-yard run (Buckley PAT)
- Navy – Dobbs 1-yard run (Buckley PAT)

BOWL RECAPS

Navy	TEAM STATISTICS	Missouri
28	First Downs	17
515	Total Offense	356
67-385	Rushes-Yardage	26-65
130	Yards Passing	291
9-14	Passing	15-31
0	Passes Had Int.	2
2-43.0	Punts-Avg.	4-43.2
3-2	Fumbles-Lost	1-1
2-10	Penalties	0-0

INDIVIDUAL LEADERS

Rushing: Navy – Dobbs 30-166, Curry 12-109, Murray 10-46, Finnerty 5-31, Greene 4-29, Doyle 3-13, Hatcher 1-(-4), Team 2-(-5). Missouri – Washington 11-62, Moore 5-24, Lawrence 1-3, Gabbert 9-(-24).

Passing: Navy – Dobbs 9-14-0-130. Missouri – Gabbert 15-31-2-291.

Receiving: Navy – Curry 5-97, Doyle 2-18, Finnerty 1-8, Henderson 1-7. Missouri – Alexander 6-137, Kemp 3-83, Washington 3-57, Lawrence 1-7, Jones 1-4, Woodland 1-3.

2010 POINSETTIA BOWL

San Diego State 35, Navy 14

December 23, 2010

Qualcomm Stadium • San Diego, Calif.

Freshman tailback Ronnie Hillman rushed for 228 yards and three touchdowns, while junior quarterback Ryan Lindley completed 18 of his 23 passes for 276 yards and two TDs to lead San Diego State to a 35-14 victory over Navy in front of a San Diego County Credit Union Poinsettia Bowl record crowd of 48,049 at Qualcomm Stadium.

The Aztecs jumped out to a 14-0 lead in the first quarter as Hillman scored on a 22-yard touchdown run and wide receiver Vincent Brown caught a 53-yard touchdown pass from Lindley.

Navy cut the lead to 14-7 early in the second quarter when, on third-and-19, senior quarterback Ricky Dobbs hit wide receiver Greg Jones with a 30-yard touchdown pass.

San Diego State went back up by 14 with 3:15 left in the half when Hillman scored on a 37-yard run, but the Mids answered with a 10-play, 73-yard scoring drive to cut the lead to 21-14 at the half. Dobbs hit Jones with a 40-yard pass down to the San Diego State 11 and then scored from the one with seven seconds remaining to give the Mids some momentum heading into the locker room.

Navy got the ball to start the third quarter and moved it to the San Diego State 9-yard line where the Mids had it first-and-goal. On first down, Dobbs was stopped for no gain and on second down he rushed for six yards to the Aztecs 3-yard line. On third-and-goal, sophomore slot back Bo Snelson was stopped for no gain and on fourth down Dobbs just barely overthrew an open Snelson in the end zone as the Mids turned the ball over on downs.

The score remained 21-14 until early in the fourth quarter when Lindley hit Hillman with a 15-yard touchdown pass to make it 28-14.

Dobbs ended his celebrated career by rushing for 107 yards and a touchdown on 24 carries and completing eight of his 15 passes for 147 yards with one TD and one interception. Meanwhile, Jones finished with three catches for 85 yards and a touchdown.

Outside linebacker Jerry Hauburger led the defense with 11 tackles, while linebacker Tyler Simmons and safety De'Von Richardson finished with seven stops each. Linebacker Matt Warrick and safety Wyatt Middleton pitched in five stops each.

QUARTER-BY-QUARTER	1	2	3	4	Final
Navy	0	14	0	0	14
San Diego State	14	7	0	14	35

SCORING SUMMARY

SDSU – Hillman 22-yard run (Perez PAT)

SDSU – Brown 53-yard pass from Lindley (Perez PAT)

Navy – Jones 30-yard pass from Dobbs (Buckley PAT)

SDSU – Hillman 37-yard run (Perez PAT)

Navy – Dobbs 1-yard run (Buckley PAT)

SDSU – Hillman 15-yard pass from Lindley (Perez PAT)

SDSU – Hillman 1-yard run (Perez PAT)

Navy	TEAM STATISTICS	San Diego St.
22	First Downs	27
382	Total Offense	555
51-235	Rushes-Yardage	41-279
147	Yards Passing	276
8-15	Passing	18-23
1	Passes Had Int.	0
5-40.6	Punts-Avg.	3-40.3
1-0	Fumbles-Lost	2-0
3-29	Penalties	3-18

INDIVIDUAL LEADERS

Rushing: Navy – Dobbs 24-107, Teich 10-38, Greene 5-33, Santiago 4-27, Howell 4-25, Snelson 2-13, Murray 1-0, Jones 1-(-8). SDSU – Hillman 28-228, Kazee 7-41, Sandifer 1-14, Lindley 1-8, Young 1-3, Team (2-(-2), Brown 1-(-13).

Passing (Comp-Att-Int, Yds): Navy – Dobbs 8-15-1, 147. SDSU – Lindley 18-23-0, 276.

Receiving: Navy – Jones 3-85, Teich 2-9, Greene 1-30, Santiago 1-16, Furman 1-7. SDSU – Brown 8-165, Escobar 3-24, Sampson 2-45, Hillman 2-16, Sandifer 1-10, Denso 1-8, Sullivan 1-8.

2012 KRAFT FIGHT HUNGER BOWL

Arizona State 62, Navy 28

December 29, 2012

AT&T Park • San Francisco, Calif.

Taylor Kelly threw four touchdown passes and ran for a fifth score to lead Arizona State to a 62-28 victory over Navy in the Kraft Fight Hunger Bowl in front of 34,172 fans at AT&T Park.

Offensive MVP Marion Grice ran for 159 yards and two touchdowns for the Sun Devils (8-5), who used their fast-paced spread offense to score touchdowns on their first nine possessions.

Among the highlights for Navy were Keenan Reynolds' 3-yard TD pass to Matt Aiken in the first half and a 95-yard kickoff return for a score by Gee Gee Greene in the third quarter. Greene's kickoff return for a TD was the first in school history in a bowl game.

Arizona State's Rashad Ross started and ended the first-half scoring with touchdown receptions. His 16-yard catch from Kelly capped a 75-yard game-opening drive and he got behind the Navy defense for a 52-yard score in the final minute of the half to make it 34-7. Ross then caught a 50-yard TD pass on Arizona State's first drive of the second half to make it 41-7.

Grice scored on a 10-yard run in the first quarter and a 39-yarder in the third. He had 19 touchdowns this season, with 11 coming on the ground.

The Midshipmen had a few opportunities to keep the game close on offense in the first half but Greene was unable to hold onto a pass in the end zone on fourth-

2013 BELL HELICOPTER ARMED FORCES BOWL

Navy 24, Middle Tennessee 6

December 30, 2013

Amon G. Carter Stadium • Fort Worth, Texas

and-7 from the 31 in the first quarter and Reynolds lost three yards on a third-and-1 keeper from the eight before Nick Sloan missed a field goal.

Sen. John McCain, a former Navy fighter pilot who represents Arizona in Congress, handled the pregame toss. Instead of using a coin, the game sponsored by Kraft, uses an Oreo with one side being a chocolate cookie and the other vanilla.

Greene carried the ball 12 times for 112 yards to go along with his kickoff return for a touchdown. Freshman fullback Chris Swain rushed for 93 yards and a touchdown on four carries, while sophomore fullback Noah Copeland rushed for 47 yards on 10 carries.

Brandon Turner caught a 23-yard touchdown pass from Trey Miller in the fourth quarter. Matt Warrick led the Navy defense with nine tackles, while Tra'ves Bush, Keegan Wetzel, Jordan Drake and Parrish Gaines had six tackles apiece.

QUARTER-BY-QUARTER	1	2	3	4	Final
Navy	0	7	7	14	28
Arizona State	21	13	28	0	62

SCORING SUMMARY

ASU – Ross 16-yard pass from Kelly (Garoutte PAT)

ASU – Grice 10-yard run (Garoutte PAT)

ASU – Kelly 1-yard run (Garoutte PAT)

Navy – Aiken 3-yard pass from Reynolds (Sloan PAT)

ASU – Agwuenu 11-yard pass from Kelly (Garoutte PAT)

ASU – Ross 52-yard pass from Kelly (kick failed)

ASU – Ross 50-yard pass from Kelly (Garoutte PAT)

ASU – Marshall 1-yard run (Garoutte PAT)

Navy – Greene 95-yard kickoff return (Sloan PAT)

ASU – Grice 39-yard run (Garoutte PAT)

ASU – Marshall 33-yard run (Garoutte PAT)

Navy – Swain 46-yard run (Sloan PAT)

Navy – Turner 23-yard pass from Miller (Sloan PAT)

Navy	TEAM STATISTICS	Arizona St.
18	First Downs	36
350	Total Offense	648
55-313	Rushes-Yardage	48-381
37	Yards Passing	267
6-12	Passing	17-20
1	Passes Had Int.	0
4-41.0	Punts-Avg.	0-0.0
0-0	Fumbles-Lost	1-1
6-43	Penalties	2-25

INDIVIDUAL LEADERS

Rushing: Navy – Greene 12-112, Swain 4-93, Copeland 10-47, Whiteside 4-23, Reynolds 22-21, Staten 1-8, Aiken 1-6, Christian 1-3. **Arizona State** – Grice 14-159, Kelly 7-81, Marshall 8-59, Eubank 7-38, Lewis 7-27, Robinson 2-20, Foster 1-1, Team 2-(-4).

Passing (Comp-Att-Int, Yds): Navy – Reynolds 5-11-1, 14, Miller 1-1-0, 23. **Arizona State** – Kelly 17-19-0, 267, Eubank 0-1-0, 0.

Receiving: Navy – Turner 2-24, Copeland 2-4, Greene 1-6, Aiken 1-3. **Arizona State** – Ross 4-139, Coyle 4-37, Agwuenu 2-21, Miles 2-21, Grice 2-19, Foster 2-11, Marshall 1-19.

Keenan Reynolds joined the 30-touchdown rushing club in Navy's 24-6 victory over Middle Tennessee in the Bell Helicopter Armed Forces Bowl.

Reynolds had a three-yard score to cap the opening drive for Navy (9-4) and added a one-yarder in the fourth quarter. Already holding the NCAA record for rushing touchdowns by a quarterback, Reynolds upped his total to 31 to match Colorado State running back Kapri Bibbs, also a sophomore, for the national lead in 2013.

The only players with more rushing TDs in a season were Barry Sanders (37) with Oklahoma State and Wisconsin's Montee Ball (33).

Navy piled up 366 yards rushing and finished its season with five straight victories

The Blue Raiders (8-5) were held to a season low in points. They had finished the regular season with a five-game winning streak, averaging nearly 43 points a game in that stretch - since a 34-7 loss on Oct. 12 at North Texas.

Reynolds lost two fumbles, matching his total during the regular season, but Middle Tennessee failed to convert into points on either of the miscues. Both fumbles were recovered by linebacker T.T. Barber, Middle Tennessee's MVP, after Navy drove inside the 20.

Down 10-6 at halftime, the Blue Raiders moved to the Navy seven on the opening drive of the second half. They went for it on fourth down instead of trying a short field goal, but fullback Corey Carmichael managed only a yard before getting taken down by Travis Bridges and George Jamison, who also had an interception.

QUARTER-BY-QUARTER	1	2	3	4	Final
Middle Tennessee (8-5)	3	3	0	0	6
Navy (9-4)	7	3	0	14	24

SCORING SUMMARY

Navy – Reynolds 3-yard run (Sloan PAT)

MT – Clark 43-yard field goal

Navy – Sloan 32-yard field goal

MT – Clark 24-yard field goal

Navy – Reynolds 1-yard run (Sloan PAT)

Navy – Sanders 41-yard run (Sloan PAT)

M. Tennessee	TEAM STATISTICS	Navy
21	First Downs	26
309	Total Offense	385
27-91	Rushes-Yardage	67-366
218	Yards Passing	19
19-33	Passing	3-7
2	Passes Had Int.	0
3-40.3	Punts-Avg.	2-30.0
1-0	Fumbles-Lost	4-2
6-74	Penalties	2-18

BOWL RECAPS

INDIVIDUAL LEADERS

Rushing: M. Tennessee – Bryson 9-43, Whatley 8-26, Tucker 4-15, Carmichael 3-9, Parker 1-4, Kilgore 2-(-6). **Navy** – Reynolds 20-86, Copeland 11-59, Sanders 5-53, Whiteside 8-44, Staten 6-37, Singleton 7-27, Brown 3-26, Swain 5-22, Smith 2-12.

Passing (Comp-Att-Int, Yds): M. Tennessee – Kilgore 19-33-2, 218. **Navy** – Reynolds 3-7-0, 19.

Receiving: M. Tennessee – Griswold 9-106, Jefferson 5-79, Henry 2-21, Perkins 1-6, Bryson 1-3, Frazier 1-3. **Navy** – Whiteside 1-10, Sanders 1-6, Staten 1-3.

2014 POINSETTIA BOWL

Navy 17, San Diego State 16

December 23, 2014

Qualcomm Stadium • San Diego, Calif.

Austin Grebe kicked the go-ahead, 24-yard field goal with 1 minute, 27 seconds left to lead the Midshipmen to a 17-16 victory over San Diego State in the San Diego County Credit Union Poinsettia Bowl.

The Mids won their fourth straight and for the sixth time in seven games. They've won consecutive bowl games for just the second time in history. Additionally, they were playing just 10 days after beating Army for the 13th straight time.

The Midshipmen won the contest after the Aztecs' Donny Hageman was wide right on a 34-yard field goal attempt with 20 seconds left.

The winning drive was set up when Navy's Chris Johnson forced and recovered a fumble by Donnel Pumphrey.

Fullback Chris Swain converted on a fourth-and-1 and Ryan Williams-Jenkins took a pitch and ran 28 yards to help set up the game-winner by Grebe.

San Diego State then got to the Navy 17 before Hageman missed. Hageman earlier made field goals of 43, 37 and 30 yards. His third field goal gave SDSU a 16-14 lead late in the third quarter.

Junior quarterback Keenan Reynolds ran for two touchdowns, extending his own NCAA record for scores by a quarterback to 64.

He scored on a 1-yard keeper for the game's first score and then somersaulted into the end zone at the end of a 6-yard run to give Navy a 14-13 lead midway through the third quarter.

Leading 16-14, SDSU went for it on fourth-and-5 from the Navy 12 but Quinn Kaehler's pass to Mikah Holder was incomplete.

Navy punted on its next possession but got the ball back after Pumphrey fumbled.

The Midshipmen rushed for 254 yards, led by Swain with 72 yards on eight carries.

Navy improved to 2-2 in the Poinsettia Bowl. The victory avenged a 35-14 loss to SDSU in the 2010 Poinsettia Bowl.

Reynolds was named the game's offensive MVP, while senior linebacker Jordan Drake, who tied his career high with 13 tackles, was named the game's defensive MVP.

QUARTER-BY-QUARTER	1	2	3	4	Final
Navy (8-5)	7	0	7	3	17
San Diego State (7-6)	10	3	3	0	16

SCORING SUMMARY

Navy – Reynolds 1-yard run (Grebe PAT)

SDSU – Pumphrey 5-yard run (Hageman PAT)

SDSU – Hageman 43-yard field goal

SDSU – Hageman 37-yard field goal

Navy – Reynolds 6-yard run (Grebe PAT)

SDSU – Hageman 30-yard field goal

Navy – Grebe 24-yard field goal

Navy	TEAM STATISTICS	San Diego St.
14	First Downs	18
271	Total Offense	327
58-254	Rushes-Yardage	33-186
17	Yards Passing	141
3-7	Passing	11-27
0	Passes Had Int.	2
4-42.8	Punts-Avg.	3.34.3
4-4	Fumbles-Lost	1-1
5-45	Penalties	5-34

INDIVIDUAL LEADERS

Rushing: Navy – C. Swain 8-72, Williams-Jenkins 8-67, Coopeland 12-63, Sanders 4-24, Whiteside 6-20, Reynolds 19-9, Team 1-(-1). **SDSU** – Pumphrey 21-112, Price 11-69, Kaehler 1-5.

Passing (Comp-Att-Int, Yds): Navy – Reynolds 3-7-0, 17. **SDSU** – 11-27-2, 141.

Receiving: Navy – Dudeck 2-15, Whiteside 1-2. **SDSU** – Pumphrey 4-42, Clark 3-45, Price 2-9, Judge 1-32, Favreau 1-13.

2015 MILITARY BOWL

Navy 44, Pitt 28

December 28, 2015

Navy-Marine Corps Memorial Stadium • Annapolis, Md.

Senior quarterback Keenan Reynolds wrapped up his record-setting college career in spectacular fashion, running for three scores and throwing for another to lead Navy past Pittsburgh 44-28 in the Military Bowl. With Reynolds leading the way, the Midshipmen completed their first 11-win season in 135 years of football.

After the Midshipmen let a 24-point cushion dwindle to 38-28, Reynolds capped a nine-play drive with a 9-yard touchdown run with 4:19 remaining. It was his 88th career TD, breaking a tie with Kenneth Dixon of Louisiana Tech for most in Football Bowl Subdivision history. Reynolds ran for 144 yards on 24 carries, completed 9 of 17 passes for 126 yards and had a reception for 47 yards on a trick play. He leaves Navy as the FBS career leader in touchdowns and points (530). His 4,559 yards rushing are the most by a quarterback in Division I history.

Qadree Ollison rushed for 73 yards and scored two touchdowns for Pitt. Nate Peterman threw a TD pass, but was intercepted three times. It all added up to a disappointing ending for the Panthers in their first season under coach Pat Narduzzi.

After Quadree Henderson returned the opening kickoff 100 yards for Pitt, Navy went up 21-7 at halftime and built a 31-7 lead midway through the third quarter. Pitt scored two touchdowns in 17 seconds to close to 31-21, but could not complete the comeback.

Playing before a sellout crowd of 36,352 in its home stadium, Navy used its triple-option attack to overwhelm a team that went 6-2 in the Atlantic Coast Conference and ranked 20th in the nation against the run. The Midshipmen finished with 590 yards in offense, including 417 on the ground - 114 by senior fullback Chris Swain.

After Henderson weaved from end zone to end zone for the game-opening

2016 ARMED FORCES BOWL

Louisiana Tech 48, Navy 45

December 23, 2016

Amon G. Carter Stadium • Fort Worth, Texas

score, Reynolds directed a 75-yard drive that ended with his 1-yard touchdown run. Later in the first quarter, Reynolds capped a 14-play march with a 5-yard TD. Navy's next touchdown came on an 11-yard pass from Reynolds to Tyler Carmona.

Niumatalolo momentarily abandoned the triple option in the third quarter in favor of a bit of trickery. Reynolds pitched the ball to fullback Shawn White, then went around the right side of the line for a catch-and-run that set up a 26-yard touchdown jaunt by Demond Brown.

It was 31-7 before Nate Peterman threw a 4-yard TD pass to Ollison, and a 22-yard fumble return by Jordan Whitehead got Pitt within 10 points. After Navy scored another touchdown, Ollison ran for a 45-yard score to make it 38-28.

But this was to be Reynolds' day. In his final significant drive with the Midshipmen, he converted three third downs and drew the Panthers offside on a fourth-and-3. Junior corner Brendon Clements had two interceptions for the Navy defense, while senior safety Lorentez Barbour also picked off Peterman.

QUARTER-BY-QUARTER	1	2	3	4	Final
Pitt (8-5 / 6-2 ACC)	7	0	14	7	28
Navy (11-2 / 7-1 AAC)	14	7	10	13	44

SCORING SUMMARY

Pitt – Henderson 100-yard kickoff return (Blewitt PAT)

Navy – Reynolds 1-yard run Keenan Reynolds (Grebe PAT)

Navy – Reynolds 5-yard run Keenan Reynolds (Grebe PAT)

Navy – Carmona 11-yard pass from Reynolds (Grebe PAT)

Navy – Brown 26-yard run (Grebe PAT)

Navy – Grebe 35-yard field goal

Pitt – Ollison 4-yard pass from Peterman (Blewitt PAT)

Pitt – Whitehead 22-yard fumble recovery (Blewitt PAT)

Navy – Gullely 15-yard run (Grebe PAT)

Pitt – Ollison 45-yard run (Blewitt PAT)

Navy – Reynolds 9-yard run (kick failed)

Pitt	TEAM STATISTICS	Navy
17	First Downs	31
335	Total Offense	590
21-198	Rushes-Yardage	71-417
137	Yards Passing	173
13-21	Passing	10-18
3	Passes Had Int.	0
2-38.5	Punts-Avg.	1-13.0
0-0	Fumbles-Lost	1-1
1-5	Penalties	2-15

INDIVIDUAL LEADERS

Rushing: **Pitt** – Ollison 8-73, Boyd 5-55, Whitehead 2-43, Peterman 3-25, Hall 3-2. **Navy** – Reynolds 24-144, C. Swain 27-114, Romine 4-84, Brown 4-32, Gullely 3-20, Cass Jr. 2-10, Ezell 4-8, Tillman 1-7, Team 1-(2)

Passing (Comp-Att-Int, Yds): **Pitt** – Peterman 13-21-3, 137. **Navy** – Reynolds 9-17-0, 126, White 1-1-0, 47.

Receiving: **Pitt** – Boyd 6-53, Ford 3-39, Orndoff 2-31, Ollison 2-14. **Navy** – Brown 2-30, Sanders 2-30, Tillman 2-27, Carmona 2-23, Reynolds 1-47, Gullely 1-16.

Interceptions: **Pitt** – None. **Navy** – Clements 2-16, Barbour 1-0.

Sacks (#Yds): **Pitt** – None. **Navy** – None.

Tackles: **Pitt** – Glambos 19, Whitehead 10, Bradley 9, Mitchell 8, Soto 7, Grigsby 7. **Navy** – Adams 5, Thomas 5, Colburn 5, Thomasson 4, Barbour 4.

Louisiana Tech senior quarterback Ryan Higgins threw for 409 yards and four touchdowns, two each to Trent Taylor and Carlos Henderson, and Jonathan Barnes' 32-yard field goal broke the game's fourth tie as the Bulldogs beat Navy 48-45 in the Lockheed Martin Armed Forces Bowl.

The Bulldogs drove for the winning score after Navy freshman quarterback Malcolm Perry ran 30 yards for a touchdown on his only play. Higgins was then 4 for 4 for 58 yards on the final drive.

Taylor, the 5-foot-8 senior, set an Armed Forces Bowl record with his 12 catches for 233 yards, including a 51-yard TD just before halftime for a 31-24 lead, and joined Troy Edwards as the only Bulldog with more than 4,000 career receiving yards. Henderson, a junior, had 10 catches for 129 yards and finished this season with 19 TDs

Perry, whose TD with 3:46 left tied the game at 45-45, came in after Zach Abey took a shot to the ribs on a play that led to a targeting ejection by Tech defensive tackle Jordan Bradford.

Abey, who made only his second career start, ran for 114 yards and two scores and threw for 159 yards and another touchdown. Abey was named Navy's Most Valuable Player in the game.

The 45 points were the second-most points Navy has ever scored in a bowl game and most it has scored in a loss.

QUARTER-BY-QUARTER	1	2	3	4	Final
Louisiana Tech (9-5)	17	14	0	17	48
Navy (9-5, 7-1 AAC)	7	17	7	14	45

SCORING SUMMARY

LaTech – 1-yd run Ryan Higgins (Barnes PAT)

LaTech – 22-yd field goal Jonathan Barnes

Navy – 3-yd run Zach Abey (Moehring PAT)

LaTech – 19-yd pass Trent Taylor from Ryan Higgins (Barnes PAT)

Navy – 64-yd pass Darryl Bonner from Zach Abey (Moehring PAT)

Navy – 2-yd run Zach Abey (Moehring PAT)

LaTech – 3-yd pass Carlos Henderson from Ryan Higgins (Banres PAT)

Navy – 40-yd field goal Bennett Moehring

LaTech – 51-yd pass Trent Taylor from Ryan Higgins (Barnes PAT)

Navy – 24-yd run Chris High (Moehring PAT)

LaTech – 12-yd run Boston Scott (Banres PAT)

Navy – 9-yd run Chris High (Moehring PAT)

LaTech – 4-yd pass Carlos Henderson from Ryan Higgins (Banres PAT)

Navy – 30-yd run Malcolm Perry (Moehring PAT)

LaTech – 32-yd field goal Jonathan Barnes

La. Tech	TEAM STATISTICS	Navy
31	First Downs	25
497	Total Offense	459
33-88	Rushes-Yardage	49-300
409	Yards Passing	159
29-40	Passing	7-12
0	Passes Had Int.	0
2-47.0	Punts-Avg.	3-47.3
2-1	Fumbles-Lost	2-1
4-50	Penalties	6-70

BOWL RECAPS

INDIVIDUAL LEADERS

Rushing: La. Tech – Craft 17-63, Scott 7-33, Team 1-(1), Higgins 8-(7). Navy – Abey 25-114, Romine 3-47, High 7-46, Perry 1-30, Bonner 4-22, Cass Jr. 6-19, T. Walker 1-15, Sh. White 2-7.

Passing (Comp-Att-Int, Yds): La. Tech – Higgins 29-40-0, 409. Navy – Abey 7-12-0, 159.

Receiving: La. Tech – Taylor 12-233, Henderson 10-129, C. Smith 4-34, A. Smith 1-7, Bonnette 1-5, Craft 1-1. Navy – Bonner 2-79, Tillman 2-16, High 1-38, Brown III 1-16, Colon 1-10.

Interceptions: La. Tech – None. Navy – None.

Sacks (#Yds): La. Tech – Farris 1.0-2, Washington 0.5-1, Brown 0.5-2. Navy – Thomas 1.0-7, Palmore 1.0-4, Polu 1.0-13.

TACKLES: La. Tech – Woods 8, Grogan 8, Farris 8, Scott 6, Canty 5, Lewis 5, Washington 5. Navy – Thomas 9, Wooten 6, Gilman 6, Thomasson 6, Norton 6, Ryan 6.

2017 MILITARY BOWL

Navy 49, Virginia 7

December 28, 2017

Navy-Marine Corps Memorial Stadium • Annapolis, Md.

Backup quarterback Zach Abey scored five touchdowns, starter Malcolm Perry ran for 114 yards and two scores and Navy rolled to a surprisingly easy 49-7 victory over Virginia in the Military Bowl played at Navy-Marine Corps Memorial Stadium.

After Virginia's Joe Reed took the opening kickoff 98 yards for a touchdown, the Midshipmen got two TDs apiece from Perry and Abey in taking a 28-7 halftime lead.

Perry left in the third quarter with a foot injury, leaving Abey to score on runs of 5 and 20 yards to make it 42-7 in a game Navy entered as a 1 1/2-point favorite.

The Midshipmen rolled up a Military Bowl-record 452 yards rushing, including 101 by Chris High and 88 by Abey, who began the season as the starter before losing the job.

After scoring on a 1-yard run with 11:11 remaining, Abey sat down after becoming the fifth player in FBS history to rush for five TDs in a bowl game.

Playing in their first bowl since 2011, the Cavaliers (6-7) could not contain Navy's triple option and had no success moving the ball.

Seeking its first winning season in six years, Virginia instead absorbed its sixth loss in seven games.

Virginia senior Kurt Benkert came in with a school-record 3,062 yards passing this season, along with 25 touchdown passes. In this one, he went 15 for 34 for 133 yards and an interception, and the Cavaliers finished with a season-low 175 yards in offense.

Navy scored on its opening drive that ended with a 1-yard run by Abey. The Midshipmen then forced a three-and-out, and Perry finished an eight-play drive with a 22-yard touchdown run for a 14-7 lead.

Perry scored from 19 yards out and Abey concluded the first-half scoring with a 1-yard TD. By then, Reed's kickoff return was irrelevant.

QUARTER-BY-QUARTER	1	2	3	4	Final
Virginia (6-7)	7	0	0	0	7
Navy (7-6, 4-4 AAC)	14	14	14	7	49

SCORING SUMMARY

Virginia – 98-yd kickoff return Joe Reed (Mejia)

Navy – 1-yd run Zach Abey (Moehring)

Navy – 22-yd run Malcolm Perry (Moehring)

Navy – 19-yd run Malcolm Perry (Moehring)

Navy – 1-yd run Zach Abey (Moehring)

Navy – 5-yd run Zach Abey (Moehring)

Navy – 20-yd run Zach Abey (Moehring)

Navy – 1-yd run Zach Abey (Moehring)

Virginia	TEAM STATISTICS	Navy
11	First Downs	24
175	Total Offense	452
18-30	Rushes-Yardage	76-462
145	Yards Passing	0
16-36	Passing	0-1
1	Passes Had Int.	0
4-38.8	Punts-Avg.	3-32.0
3-2	Fumbles-Lost	0-0
4-40	Penalties	3-25

INDIVIDUAL LEADERS

Rushing: Virginia - Ellis 11-37, Reed 2-11, Benkert 4-(4), Team 1-(14). Navy - Perry 16-114, High 19-101, Abey 13-88, Josh Brown 5-47, Gariulo 5-40, Lewis 6-36, Bonner 3-15, Smith 4-8, Makekau 2-5, John Brown 1-2, Team 1-(2), Taylor 1-(2).

Passing (Comp-Att-Int, Yds): Virginia - Benkert 16-36-1, 145. Navy - Abey 0-1-0, 0, Perry 0-0-0, 0.

Receiving: Virginia - Zaccheaus 5-62, Levrone 3-27, Ellis 2-19, Dowling 2-15, Reed 2-12, Butts 2-10. Navy - None.

Interceptions: Virginia - None. Navy - S. Williams 1-0.

Sacks (#Yds): Virginia - Cook 0.5-6, Brown 0.5-5. Navy - Norton 1.0-6.

Tackles: Virginia - Blanding 16, Kiser 11, Thornhill 10, Mack 9, Peace 8. Navy - Wooten 5, Heflin 5, Norton 4, Sayles 4, Merchant 3, Davenport 3, K. Williams 3.

2019 LIBERTY BOWL

Navy 20, Kansas State 17

December 31, 2019

Liberty Bowl Memorial Stadium • Memphis, Tenn.

Bijan Nichols kicked a 23-yard field goal with two seconds remaining and No. 21 Navy capitalized on a fourth-down gamble in the final minute to beat Kansas State 20-17 in the Liberty Bowl.

A Navy team with the nation's top-ranked rushing attack set up the winning score by completing a halfback option pass with less than 30 seconds left. The Midshipmen snapped the ball on fourth-and-3 from the Kansas State 46. Quarterback Malcolm Perry pitched to C.J. Williams, and he threw downfield to a wide-open Chance Warren for a 41-yard gain.

Perry, who rushed for 213 yards, spiked the ball with 5 seconds left to set up Nichols' field goal. Nichols had missed a 38-yarder earlier in the fourth quarter.

The victory enabled Navy (11-2) to tie a program record for wins and ensured the Midshipmen will finish a season in the AP Top 25 for just the third time in the last 56 years. Navy finished 18th in 2015 - when it also won 11 games - and was 24th in 2004.

Navy went 3-10 last year and matched the second-biggest season-to-season improvement in win-loss record of any team in Football Bowl Subdivision history. Hawai'i owns the record by going 9-4 in 1999 after finishing 0-12 in 1998.

The Mids made that dramatic turnaround thanks largely to Perry, who capped

a brilliant senior season with 28 carries and a touchdown pass.

Perry ran for 2,017 yards this season to set a Football Bowl Subdivision record for yards rushing by a quarterback. The record had been owned by Jordan Lynch, who ran for 1,920 yards for Northern Illinois in 2013.

Navy dominated much of the game but wasted a couple of opportunities to put it away. The Mids led 17-10 late in the third quarter when a holding penalty on Billy Honaker wiped out a 31-yard run by Perry that would have given them first-and-goal at the 2. Navy ended up punting.

Nichols then sent a 38-yard field goal attempt wide left with 8:26 left in the game. At that point, Navy was outgaining Kansas State, 351-83, but only led 17-10.

Kansas State finally got its offense going at that point, as Skylar Thompson connected with Wykeen Gill on a 15-yard completion and a 42-yard pass on back-to-back plays. Those long gains set up Thompson's 1-yard sneak that tied the game with 5:14 left

That set up Navy's dramatic winning drive.

QUARTER-BY-QUARTER	1	2	3	4	Final
Navy (11-2, 7-1 AAC)	3	7	7	3	20
Kansas State (8-5)	0	10	0	7	17

SCORING SUMMARY

Navy – 21-yd field goal Bijan Nichols

Kansas State – 66-yd punt return Phillip Brooks (Lynch)

Navy – 27-yd pass K. Makekau from Malcolm Perry (Nichols)

Kansas State – 39-yd field goal Blake Lynch

Navy – 20-yd run Chance Warren (Nichols)

Kansas State – 1-yd run Skylar Thompson (Lynch)

Navy – 23-yd field goal Bijan Nichols

Navy	TEAM STATISTICS	Kansas State
19	First Downs	10
421	Total Offense	170
54-323	Rushes-Yardage	27-46
98	Yards Passing	124
6-9	Passing	10-14
0	Passes Had Int.	0
3-39.3	Punts-Avg.	3-51.3
1-0	Fumbles-Lost	4-1
7-55	Penalties	5-40

INDIVIDUAL LEADERS

Rushing: **Navy** - Perry 28-213, C. Williams 2-34, Makekau 6-24, J. Carothers 13-22, C. Warren 1-20, Fells 2-9, N. Smith 1-1, Team 1-0. **Kansas St.** - Gilbert 8-39, Brown 3-13, Brooks 1-4, Wright 2-3, Thompson 9-3, Knowles 1-2, Trotter 1-2, Team 2-(20).

Passing (Comp-Att-Int, Yds): **Navy** - Perry 5-7-0, 57, Team 0-1-0, 0, C. Williams 1-1-0, 41. **Kansas St.** - Thompson 10-14-0, 124.

Receiving: **Navy** - Cooper 3-25, C. Warren 1-41, Makekau 1-27, R. Mitchell 1-5. **Kansas St.** - Knowles 5-47, Gill 2-57, Schoen 2-12, Long 1-4, Holtorf 0-4.

Interceptions: **Navy** - None. **Kansas St.** - None.

Sacks (#Yds): **Navy** - Fagot 2.0-3, Perkins 1.0-4. **Kansas St.** - Walker 1.0-4.

Tackles: **Navy** - Fagot 7, P. Carothers 6, Springer 4, Cromartie 4, Brennan 3, Kinley 3, McMorris 3, J. Warren 3. **Kansas St.** - Sullivan 11, Patton 8, Goolsby 8, Dishon 6, Mittie 6.

BOWL RECORDS

INDIVIDUAL RECORDS

RUSHING

Most Attempts

30	Eddie Meyers vs. Ohio State	1981 Liberty Bowl
	Ricky Dobbs vs. Missouri	2009 Texas Bowl

Most Yards Gained

213	Malcolm Perry vs. Kansas State	2019 Liberty Bowl
-----	--------------------------------	-------------------

Touchdowns

5	Zach Abey vs. Virginia	2017 Military Bowl
---	------------------------	--------------------

PASSING

Most Attempts

31	Roger Staubach vs. Texas	1964 Cotton Bowl
----	--------------------------	------------------

Most Completions

21	Roger Staubach vs. Texas	1964 Cotton Bowl
----	--------------------------	------------------

Most Yards Gained

277	Chris McCoy vs. California	1996 Aloha Bowl
-----	----------------------------	-----------------

Completion Percentage (minimum 10 attempts)

.692	Chris McCoy (9-of-13) vs. California	1996 Aloha Bowl
------	--------------------------------------	-----------------

Most TD Passes

2	Marco Pagnanelli vs. Ohio State	1981 Liberty Bowl
	Lamar Owens vs. Colorado State	2005 Poinsettia Bowl
	Kaipo-Noa Kaheaku-Enhada vs. BC	2006 Meineke Bowl
	Kaipo-Noa Kaheaku-Enhada vs. Utah	2007 Poinsettia Bowl

RECEIVING

Most Receptions

9	Ed "Skip" Orr vs. Texas	1964 Cotton Bowl
---	-------------------------	------------------

Most Yards Gained

194	Cory Schemm vs. California	1996 Aloha Bowl
-----	----------------------------	-----------------

Touchdown Receptions

2	Reggie Campbell vs. Colorado State	2005 Poinsettia Bowl
---	------------------------------------	----------------------

TOTAL OFFENSE

Most Plays

44	Ricky Dobbs vs. Missouri	2009 Texas Bowl
----	--------------------------	-----------------

Total Offense Yards

388	Chris McCoy vs. California	1996 Aloha Bowl
-----	----------------------------	-----------------

PUNTING

Most Punts

6	Greg Mather vs. Missouri	1961 Orange Bowl
---	--------------------------	------------------

Highest Avg. (min. 3)

47.3	Alex Barta (3-142) vs. Louisiana Tech	2016 Armed Forces Bowl
------	---------------------------------------	------------------------

PUNT RETURNS

Most Returns

3	Jason Tomlinson vs Boston Coll.	2006 Meineke Car Care Bowl
---	---------------------------------	----------------------------

Most Return Yards

31	Calvin Cass, Jr. vs. Louisiana Tech	2016 Armed Forces Bowl
----	-------------------------------------	------------------------

KICKOFF RETURNS

Most Returns

6	Gee Gee Greene vs. Arizona St.	2012 Kraft Fight Hunger
---	--------------------------------	-------------------------

Most Return Yards

187	Gee Gee Greene vs. Arizona St.	2012 Kraft Fight Hunger
-----	--------------------------------	-------------------------

INTERCEPTIONS

Most Interceptions

2	Brendon Clements vs. Pittsburgh	2015 Military Bowl
---	---------------------------------	--------------------

Most Yards Returned

62	Wyatt Middleton vs. Missouri	2009 Texas Bowl
----	------------------------------	-----------------

TACKLES

Most Tackles

20	Mike Rouser vs. Houston	1980 Garden State Bowl
----	-------------------------	------------------------

SCORING

Most Points

30	Reggie Campbell (5 TD's) vs. Colorado State	2005 Poinsettia Bowl
----	---	----------------------

Most Touchdowns

5	Reggie Campbell vs. Colorado State	2005 Poinsettia Bowl
5	Zach Abey vs. Virginia	2017 Military Bowl

Field Goals Made

3	Bob Tata vs. BYU	1978 Holiday Bowl
---	------------------	-------------------

Field Goals Attempted

3	Bob Tata vs. BYU	1978 Holiday Bowl
	Matt Harmon vs. Wake Forest	2008 EagleBank Bowl

Most PATs

7	Bennett Moehring vs. Virginia	2017 Military Bowl
---	-------------------------------	--------------------

TEAM RECORDS

FIRST DOWNS

33	vs. Colorado State	2005 Poinsettia Bowl
----	--------------------	----------------------

RUSHING

Rushing Attempts

76	vs. Virginia	2017 Military Bowl
----	--------------	--------------------

Most Rushing Yards

467	vs. Colorado State	2005 Poinsettia Bowl
-----	--------------------	----------------------

PASSING

Most Passing Attempts

34	vs. Texas	1963 Cotton Bowl
----	-----------	------------------

Most Pass Completions

22	vs. Texas	1963 Cotton Bowl
----	-----------	------------------

Most Passing Yards

395	vs. California	1996 Aloha Bowl
-----	----------------	-----------------

Most Interceptions Thrown

4	vs. Missouri	1961 Orange Bowl
4	vs. Mississippi	1955 Sugar Bowl

TOTAL OFFENSE

Most Yards — Total Offense

646	vs. California	1996 Aloha Bowl
-----	----------------	-----------------

PUNTING

Most Punts

7	vs. Missouri	1961 Orange Bowl
---	--------------	------------------

RETURNS

Most Punt Returns
5 vs. Rice 1958 Cotton Bowl

Most Kickoff Returns
9 vs. Arizona State 2012 Kraft Fight Hunger Bowl

INTERCEPTIONS

Most Interceptions
3 vs. Pittsburgh 2015 Military Bowl

FUMBLES

Most Fumbles
4 vs. Utah 2007 Poinsettia Bowl

4 vs. Middle Tennessee State 2013 Armed Forces Bowl

4 vs. San Diego State 2014 Poinsettia Bowl

PENALTIES

Most Penalties
9 vs. Rice 1958 Cotton Bowl

SCORING

Most Points Scored
51 vs. Colorado State 2005 Poinsettia Bowl

Most Points Allowed
62 vs. Arizona State 2012 Kraft Fight Hunger Bowl

Most Touchdowns
7 vs. Colorado State 2005 Poinsettia Bowl

7 vs. Virginia 2017 Military Bowl

Most Field Goals
3 vs. BYU 1978 Holiday Bowl

LONGEST PLAYS

RUN

59 Malcolm Perry vs. Kansas State 2019 Liberty Bowl

PASS

65 Bob Leszczynski-Phil McConkey vs. BYU 1978 Holiday Bowl

PUNT

57 Greg Veteto vs. Utah 2007 Poinsettia Bowl

Alex Barta vs. Louisiana Tech 2016 Armed Forces Bowl

FIELD GOAL

47 Matt Harmon vs. Wake Forest 2008 EagleBank Bowl

INTERCEPTION RETURN

62 Wyatt Middleton vs. Missouri 2009 Texas Bowl

FUMBLE RETURN

98 Greg Mather (TD) vs. Missouri 1961 Orange Bowl

KICKOFF RETURN

95 Gee Gee Greene vs. Arizona State 2012 Kraft Fight Hunger Bowl

PUNT RETURN

20 Ken Olson vs. Ohio State 1981 Liberty Bowl



2023 NAVY FOOTBALL

SECTION
TEN

**MEDIA
INFORMATION**



2023 NAVY FOOTBALL



CLAY
CROMWELL



MEDIA INFORMATION

WORKING PRESS

Admittance to the Navy-Marine Corps Memorial Stadium press box is limited to the working press only. The press box is located on the Blue (west) side of the stadium, while the TV box is located on the Gold (east) side of the stadium.

The photo work room is located in the Southwest corner of Navy-Marine Corps Memorial Stadium under the stands across from the Navy locker room.

PRESS CREDENTIALS

All requests for working press, photo and broadcast credentials for Navy home games should be made at www.navyports.com. Go to the Info Center on the football page and fill out the online form for media credentials. Please allow ample time for credentials to be mailed to you. Credentials not mailed can be picked up 2 1/2 hours before kickoff at the will call window, located in the north end zone. If you would like your credentials federal-expressed to you please include a Fed-Ex account number, an overnight mailing address and a phone number or the form.

PHOTOGRAPHERS

Still and newsreel photographers with hand-held equipment may work the sidelines and the goal line in both directions. Sideline credentials are issued to photographers representing daily newspapers, wire services, magazines and television stations or networks.

INTERVIEWS

All interviews with coaches and student-athletes on the football team must be arranged through Senior Associate Athletic Director for Sports Information Scott Strasemeier at least one day in advance.

RADIO

There are two radio booths in Navy-Marine Corps Memorial Stadium. One booth is reserved for the Navy Football Network, while the visiting team is assigned the other broadcast space.

COLLEGEPRESSBOX.COM

collegepressbox.com is the official media website for Division I football. Access and download weekly game notes, quotes, statistics, media guides, headshots, logos and more. Login information will be distributed to accredited media or you can apply for a password by sending an e-mail to: password@collegepressbox.com.

WEB SITE

All 36 of Navy's varsity sports can be followed via the internet at <http://www.navyports.com>. Releases, game notes and general information will be continually updated on the Navy home page.

SPORTS INFORMATION



PRIMARY CONTACT

Scott Strasemeier
Senior Associate Athletic Director
for Sports Information

Phone Information

Cell: (443) 336-9023
Office: (410) 293-8775
Fax: (410) 293-8954

SECONDARY CONTACT

Stacie Michaud
Assistant Athletic Director
for Sports Information

Phone Information

Cell: (410) 212-3761
Office: (410) 293-8773




Justin Kischefsky
Assistant Athletic Director
for Sports Information



Mark Leddy
Director of Publications



Alex Lumb
Associate Sports
Information Director



Chris Whitehead
Assistant Sports
Information Director



Marshal Filipowicz
Assistant Sports
Information Director



RJ Larson
Assistant Sports
Information Director



Luke Slabaugh
Director of Multimedia

DIRECTIONS TO NAVY-MARINE CORPS MEMORIAL STADIUM

From the North (Baltimore)

Take I 97 South to US 50 East
Exit US 50 at Rowe Blvd. (exit #24) and bear to the right
Navy-Marine Corps Memorial Stadium is on your right
Right on Farragut Avenue gives access to gates 1&2
Right on Taylor (second right) gives access to gates 5&6

From the West (Washington, D.C.)

Take US 50 East
Exit US 50 at Rowe Blvd. (exit #24) and bear to the right
Navy-Marine Corps Memorial Stadium is on your right
Right on Farragut Avenue gives access to gates 1&2
Right on Taylor Avenue (second right) gives access to gates 5&6

From the South

Take I 95 North to 495 East
Take I 495 East to 50 East
Exit US 50 at Rowe Blvd. (exit #24) and bear to the right
Navy-Marine Corps Memorial Stadium is on your right
Right on Farragut Avenue gives access to gates 1&2
Right on Taylor Avenue (second right) gives access to gates 5&6

From the East

Take US 50 West across the Bay Bridge
Exit US 50 at Rowe Blvd. (South)
Navy-Marine Corps Memorial Stadium is on your right
Right on Farragut Avenue gives access to gates 1&2
Right on Taylor Avenue (second right) gives access to gates 5&6



NAVY RADIO NETWORK

Pete Medhurst is in his 11th year as the Voice of Navy Football and has been with the Navy Radio Network since 1997 handling pregame, postgame, sideline and play-by-play duties for football and play-by-play for men's and women's basketball, men's and women's lacrosse, baseball, volleyball, swimming and wrestling.

Medhurst, born and raised in Anne Arundel County and a graduate of Southern High School, has been the play-by-play announcer for Navy basketball for the past 13 seasons and has been the voice of Navy lacrosse for the last 23 years. He is widely considered one of the top lacrosse announcers in the country.

Medhurst has also handled football play-by-play duties for HDNet and CBS Sports Network and lacrosse for ESPN and the Big Ten Network. He has also filled in on radio broadcasts for the Washington Nationals and is the proud owner of a 2019 Washington National World Series ring.

Joe Miller, who has been involved with the Navy Radio Network since 2001, enters his 11th year on the broadcast team and his fifth as the color analyst.

Miller, who was also born and raised in Anne Arundel County and is a Southern High School graduate, has worked with Medhurst on the football pregame and postgame shows and has been the play-by-play announcer for Navy men's and women's basketball, men's and women's lacrosse, men's and women's soccer and baseball.

Miller was the play-by-play announcer for Johns Hopkins lacrosse from 2004-12 where he called four NCAA Lacrosse Championships. Additionally, he's also called Maryland lacrosse on the Maryland Radio Network and has served as play-by-play announcer on the Comcast Network. Miller has also called games for D.C. United.

Keith Mills is in his fifth year with the Navy Football Radio Network serving as the sideline reporter.

A former Maryland Sportscaster of the Year, Mills joined the WBAL Sports team in 2006, part of a 40-year-local broadcasting career that began in June of 1979.

A multiple Edward R. Murrow and Emmy award winner, Keith began his journalism career at the Baltimore News American working for legendary Sports Editor John Steadman. He began his television career at WJZ TV as a sports producer in 1979 and eventually became an on-air sports reporter for the station.

In 1987, Keith joined the sports department at WMAR-TV as the weekend sports anchor before joining WBAL in 2006.

A graduate of Brooklyn Park High School and Towson University, Keith was the Monday through Friday sports anchor for the WBAL TV Morning Show while hosting a variety of special programming for WBAL TV, WBAL AM 1090 and 98 Rock radio before retiring in 2019.

Mills still does work for WBAL including Ravens pre-game and post-game shows and NFL draft, Preakness, Orioles and Navy Football.

Among some of his most memorable sports moments in Baltimore that Mills has covered include the last Orioles World Series championship in 1983, the Orioles last weekend at Memorial Stadium in September of 1991, both Ravens Super Bowls wins, Cal Ripken breaking Lou Gehrig's consecutive game streak and numerous Army-Navy football games.

A member of the Anne Arundel County Sports Hall of Fame and the Maryland Swimming Hall of Fame, Keith was also heavily involved in covering the Olympic Games, producing ABC's regional soccer tournament coverage in Annapolis during the 1984 games while documenting the many local athletes who went on to win Olympic gold medals: such as Theresa Andrews, Beth Botsford, Anita Nall and Michal Phelps in swimming, Carmelo Anthony and Angel McCoughtry in basketball and Matthew Centrowitz in track and field.

Extremely active in the community, Mills has coached a variety of amateur and high school sports while also serving a six-year term on the Board of Directors of Special Olympics Maryland while emceeding dozens of charitable and foundation events.

Scott Wykoff returns for his fifth year as the studio host on the Navy Football Radio Network.

For nearly two decades, Wykoff has been one of the most enthusiastic and recognizable voices in Baltimore radio.

Wykoff joined WBAL Radio in 2002 and his signature natural sound-rich stories and live coverage of breaking news and sports stories have been honored with some of the most coveted awards in broadcasting, including four National Edward R. Murrow awards from the RTDNA and two Best In Show honors from the prestigious National Headliner Awards.

Wykoff was the station's lead reporter for WBAL's National Thoroughbred Racing Association Eclipse Award winning coverage of the 2006 Preakness documenting Barbaro and the Kentucky Derby winning horse's breakdown in Baltimore and life saving surgery at the New Bolton Center in Kennett Square, PA.

In addition to covering the top story live on-location each weekday morning on WBAL Radio, Wykoff also covers the Ravens and Orioles, including Super Bowl XLVII in New Orleans. He reported back to Baltimore from the 2004, 2008 and 2012 Democratic and Republican National Conventions.

In addition to being a studio host for the Navy Football Radio Network, Wykoff is WBAL Radio's Navy Football beat reporter.

Before joining WBAL, Wykoff was a reporter at WMAL Radio in Washington, DC from 1992-2002. He covered a wide variety of news and sports stories in the Nation's Capital, including breaking news, the 9-11 attacks, the Redskins and the University of Maryland basketball team. While at WMAL, he won a National Edward R. Murrow Award for his coverage of the last game of Cal Ripken Jr's Hall of Fame career with the Orioles.

In 2010, Wykoff's extensive coverage of the Preakness and horse racing in Maryland earned him the prestigious Maryland Jockey Club's Old Hilltop Award. He joined the likes of legendary sports journalists like Red Smith and Jim McKay as winners of the Old Hilltop Award.

Wykoff was selected as "Baltimore's Best Radio News Reporter" by Baltimore Magazine in 2011.

THE NAVY FOOTBALL RADIO NETWORK

Annapolis, Md.: WNAV 1430 AM

Annapolis, Md.: WNAV 99.9 FM

Baltimore, Md.: WBAL 1090 AM

Baltimore, Md.: WBAL 101.5 FM

Jacksonville, Fla.: WJGM 105.7 FM

Norfolk, Va.: WGH 1310 AM

Norfolk, Va.: WGH 100.9 FM

Norfolk, Va.: WGH 97.3 FM

San Diego, Calif.: KWPN 97.3 FM

SiriusXM

Washington D.C.: WFED 1500 AM

Washington D.C.: WFED 104.5 FM (Western Fairfax / Loudon)

Washington D.C.: WFED 820 AM (Frederick)

Washington D.C.: WFED 94.3 FM (Frederick)

Games are also available live streaming on the web sites of the network stations as well as Audacy, iHeart and TuneIn radio apps based on the stations above.

ACCESSIBLE SEATING & PARKING

Specially constructed areas to accommodate wheelchair spectators are located throughout the lower level of the stadium. Specific tickets are needed to access these areas. Please contact or visit the Navy Ticket Office to arrange seating accommodations. Parking is available on the East and the West sides of the stadium to those with both a pre-paid parking pass and a state-issued handicapped license plate or placard.

AGE LIMIT POLICY

Children age two and under, who are sitting on the lap of an adult, do not need a valid game ticket. Children who have reached their third birthday must have a valid game ticket to gain entrance to the stadium and are permitted seating access only in their ticketed location.

CLEAR BAG POLICY

To provide a safer environment for the public and to significantly expedite fan entry into Navy Marine Corps Memorial Stadium, Navy Athletics will implement a new security policy regulating the size and type of bag that may be carried into the stadium on game day. Fans are encouraged not to bring any types of bags to games however the following will be permitted:

- Bags that are clear plastic, vinyl or PVC and do not exceed 12"x12"x6"
- One gallon clear plastic freezer bags (Ziploc bag or similar)
- Small clutch bags, with or without a handle or strap, that do not exceed 4.5"x 6.5" (approximately the size of a hand)
- An exception will be made for medically necessary items or diaper bags (infant must be present) after proper inspection at the gate
- Seat cushions without zipper and blankets

Prohibited bags include, but are not limited to: purses larger than a clutch bag, brief cases, backpacks, cinch bags, fanny packs, oversized totes, mesh bags, luggage of any kind, computer bags and cases, camera bags and cases, binocular cases or any bag larger than the permissible size.

CONCESSIONS

Concession stands are conveniently located throughout the stadium in the concourse areas. Vendors will serve the stands throughout the game.

E-CRUISERS COURTESY CARTS

Look for the eco-friendly E-Cruisers courtesy carts circulating through the parking lots and tailgating areas. These carts are available to assist you with getting around the parking lot and to and from the stadium as needed. Please do not hesitate to stop one of these carts to ask for assistance.

FIRST AID

Emergency medical treatment is available at the first aid stations located on the lower and upper levels on both the Blue and Gold sides. On the Blue side, the first aid stations are located on the South end behind sections 1 and 101. On the Gold side, first aid stations are located on the North end behind sections 25 and 125. Also available are emergency medical teams on both the upper and lower levels on both sides of the stadium on a roving basis. Contact the nearest usher to request medical assistance.

GATES OPEN

Gates at Navy-Marine Corps Memorial Stadium open two hours before kickoff.

LOST & FOUND

Items lost or found can be identified at the ticket office located in the North end zone. Lost items not claimed on game day can be claimed by calling (800) US4-NAVY.

MERCHANDISE

Merchandise is available on both the Blue & Gold Concourse (upper and lower), NavyFest, at the trailer outside the main ticket office located at the north end of the stadium and adjacent to the concession stand on the Northeast side of the stadium, which is exclusive to Under Armour Sideline Apparel.

NON-PERMISSIBLE ITEMS

Bottles (glass or plastic), cans, thermoses, coolers, alcoholic beverages, outside food or drink, bags or backpacks larger than 12x12x12, folding chairs, umbrellas, professional cameras and tripods, noise makers, hanging banners/signs/sticks, chains, illegal substances, laser pointers, clothing containing vulgar language, large strollers, fireworks, aerosol cans, pets, pepper spray, firearms, drones and any item deemed by management to be dangerous or inappropriate.

SMOKING POLICY

Smoking is allowed only in the open-air areas in the Memorial Plaza at the north end of the Stadium and near the concession stand buildings at the south end of the Stadium near the two large Blue and Gold tents. Smoking is prohibited in all other areas of the Stadium.

TAILGATING

Tailgating is allowed for all cars parking in the stadium lots. Tailgating is permitted directly behind your car and may not interfere with adjacent parking spaces and/or traffic lanes. Reserving parking spaces adjacent to your car in the parking lots is not permitted. Please refrain from littering in the parking lot and throw trash in the proper receptacles. Fans who do not exercise their tailgating privileges in a responsible manner will face forfeiture of their parking pass for the remainder of the season and possible cancellation of season ticket privileges for future seasons.

Organized and private tailgate locations are available on a game-by-game or season basis in the NavyFest area. For more information contact the Navy Group Sales Office at (410) 293-8743 or (410) 293-8791.

TICKETS

All tickets are digital. Tickets may be purchased 24 hours a day at www.NavySports.com. The game day ticket office is located at the Class of 1953 Pavilion in the North end zone of the stadium. The ticket office opens 2 1/2 hours prior to kickoff.

TICKET QUESTIONS

All ticket questions or problems can be answered at the main ticket office located at the Class of 1953 Pavilion in the North end zone of the stadium.

UMBRELLAS

Umbrellas are not permitted in Navy-Marine Corps Memorial Stadium.

2023 NAVY FOOTBALL SCHEDULE

Fighting Irish 8/26
vs. **NOTRE DAME**
AVIVA STADIUM / DUBLIN, IRELAND 

Seahawks 9/9
WAGNER
PRESENTED BY NAVY MUTUAL 

Tigers 9/14
AT **MEMPHIS**
SIMMONS BANK LIBERTY STADIUM / MEMPHIS, TENN. 

Palms 9/30
SOUTH FLORIDA 

Mean Green 10/7
NORTH TEXAS
PRESENTED BY BOEING 

49ers 10/14
AT **CHARLOTTE**
JERRY RICHARDSON STADIUM / CHARLOTTE, N.C. 

Falcons 10/21
AIR FORCE
PRESENTED BY USAA
SUPPORTED BY OPTUM SERVE 

Quakers 11/4
AT **TEMPLE**
LINCOLN FINANCIAL FIELD / PHILADELPHIA, PA. 

Blazers 11/11
UAB 

Pirates 11/18
EAST CAROLINA
PRESENTED BY FIRST COMMAND 

Mustangs 11/25
AT **SMU**
GERALD J. FORD STADIUM / DALLAS, TEXAS 

12/2
AAC CHAMPIONSHIP GAME
LOCATION TO BE DETERMINED 

Black Knights 12/9
vs. **ARMY**
GILLETTE STADIUM / FOXBOROUGH, MASS.
PRESENTED BY USAA 