

# MISSOURI®

20  
23



UNIVERSITY OF MISSOURI FOOTBALL

FOOTBALL MEDIA GUIDE & RECORD BOOK








TABLE OF CONTENTS

INFORMATION

Table of Contents / Quick Facts ..... 1
2023 Rosters ..... 2-3
Media Day Attendees ..... 4-7
2023 Opponents ..... 8-11
2022 In Review ..... 12-21

HISTORY AND TRADITIONS

Season-by-Season Records ..... 22-23
Memorial Stadium Attendance Facts ..... 24
Coaching History ..... 25
Year-by-Year Records ..... 26-35
All-Americans ..... 36-40
Awards and Honors ..... 41-47
All-Star Game Participants ..... 48-49
NFL History ..... 50-55

RECORDS

Individual Records ..... 56-61
Team Records ..... 62-66
All-Time Statistical Leaders ..... 67-76
Year-By-Year Statistical Leaders ..... 77-81
Year-By-Year Team Statistics ..... 82-83
Last Time ..... 84
Bowl Records ..... 85-86

2023 FOOTBALL SCHEDULE

Table with columns: DAY, DATE, OPPONENT. Rows include South Dakota, Middle Tennessee, Kansas State, Vanderbilt, LSU, Kentucky, South Carolina, Georgia, Tennessee, Florida, and Arkansas.

Home Games in BOLD CAPS; \* - Southeastern Conference Game

FUTURE SCHEDULES

2024

Table with columns: DATE, OPPONENT. Rows include Murray State, Buffalo, Boston College, and Massachusetts.

SEC OPPONENTS

HOME: Arkansas, Auburn, Oklahoma, Vanderbilt
AWAY: Alabama, Miss. St., USC, Texas A&M

QUICK FACTS

GENERAL

Location ..... Columbia, Mo.
Founded ..... 1839
Enrollment ..... 31,121
Nickname ..... Tigers
Colors ..... Black & Gold
Mascot ..... Truman the Tiger
Stadium ..... Faurot Field/Memorial Stadium (1926)
Capacity / All-Time Record ..... 62,621 / 318-197-19
Surface ..... Artificial (AstroTurf, July, 2021)
Affiliation ..... NCAA FBS
Conference ..... Southeastern (East Division)
Chancellor ..... Dr. Mun Y. Choi
Director of Athletics ..... Desiree Reed-Francois
Faculty Athletic Rep ..... Pamela Bruzina
Official Website ..... MUTigers.com

HISTORY

First Year of Football ..... 1890
Post NCAA action, overall record ..... 693-586-52
Pre NCAA action, overall record ..... 700-588-52
No. of Bowl Appearances (Record) ..... 35 (15-20)
Last Bowl Appearance ..... Dec. 23, 2023 (Gasparilla)
Result ..... Lost 27-17 to Wake Forest

Due to NCAA action, MU vacated five wins from the 2015 season (5-7 overall, 1-7 SEC) and four wins from the 2016 season (4-8 overall, 2-6 SEC).

TEAM INFORMATION

2022 Record ..... 6-7
SEC Record / Finish ..... 3-5 / T4th
Offense / Defense ..... Multiple / Multiple
Starters Returning (18) ..... 9 (0) / 8 (0) / 1 (ST)
Starters Lost (8) ..... 2 (0) / 3 (0) / 3 (ST)

COACHES AND SUPPORT STAFF

Head Coach ..... Elijah Drinkwitz (Arkansas Tech, '04)
Record at MU [year] ..... 17-19
[4th] ..... Career record [year]
29-20 (5th)

Assistant Coaches ..... Responsibility

Al Pogue ..... Asst. Head Coach/Cornerbacks
Blake Baker ..... Defensive Coordinator / Safeties
Kirby Moore ..... Offensive Coordinator / Quarterbacks
DJ Smith ..... Co-DC / LBs / Recruiting Coordinator
Eric Link ..... Special Teams Coordinator / Tight Ends
Al Davis ..... Defensive Line / Interior
Brandon Jones ..... Offensive Line
Curtis Luper ..... Running Backs
Jacob Peeler ..... Wide Receivers
Kevin Peoples ..... Defensive Line / Edge

Support Staff ..... Responsibility

Andy Lutz ..... Asst. AD/Director of FB Operations
Mitch Hardy ..... Associate Director/FB Operations
Liz Stuart ..... Asst. AD/Director of Perf. Nutrition
Zach Parker ..... Head Athletic Trainer - FB
Cole Vertz ..... Associate Director/Rehab Coordinator
Rico Cason ..... Athletic Trainer
Ramón Ramirez ..... Athletic Trainer
Vonda Cordes ..... Administrative Asst.
Rick Jones ..... Special Asst. to Head Coach
Atiyah Ellison ..... Player/Alumni Relations
Chandler Campbell ..... Player Dev. & Career Planning
Brad Larrondo ..... Asst. AD/FB External Relations
Maurey Bland ..... Recruiting Comms. & Strategy
Ryan Trichel ..... Director/Player Personnel
Malcolm Askew ..... Asst. Director/Player Personnel
Christian Heinz ..... Asst. Director/Player Personnel (D)
Jared Russell ..... Director/Scouting
Olivia Ohlsen ..... Director of Recruiting Operations
Victoria Adams ..... Recruiting Operations
Addison Hill ..... Recruiting Operations
Santana McKnight ..... Recruiting Operations
Robert Trombley ..... Director of FB Creative
Patrick Perala ..... Branding & Content Strategy
McLain Broussard ..... Asst. Director/FB Creative
Gordon Meier ..... Asst. Director/FB Creative
Josh Karadeema ..... Asst. Director/Video Operations
Mike Kurowski ..... Director of Athletic Equipment Ops.
Kendell McGee ..... Equipment Manager
Reuben Victoria ..... Equipment Manager
Jack Abercrombie ..... Analyst/Offense
Andrew Belluomini ..... Analyst/Offense
Brandon Lewis ..... Analyst/Defense
Brock Olivo ..... Analyst/Special Teams
Jake Olsen ..... Analyst/Defense

FOOTBALL SPORTS PERFORMANCE

Ryan Russell ..... Executive Director/Athletic Perf.
Connor Mielke ..... Associate Director
Malcolm Hardmon ..... Asst. Director
Hannibal Pearson ..... Asst. Director
Derek Stork ..... Asst. Director
CJ Tolbert ..... Sport Science and Rehab Specialist

STRATEGIC COMMUNICATIONS

Primary Football Contact ..... Ryan Koslen
Cell Phone ..... (513) 497-3132
Email ..... koz@missouri.edu
Secondary Football Contact ..... Eric Doennig
Cell Phone ..... (417) 430-6680
Email ..... ericdoennig@missouri.edu
Press Box Phone ..... (573) 882-7311
Overnight Address ..... 1 Champions Drive, Suite 200
Columbia, MO 65211
Website Address ..... www.mutigers.com



collegepressbox is the official media website for Division I football. Access and download game notes, quotes, statistics, media guides, headshots, logos and more for all FBS schools, conferences, postseason games, awards and the College Football Playoff. For access, please register for an account at collegepressbox.com/register.





NUMERICAL ROSTER

NO.	NAME	POS.	HT.	WT.	YR	HOMETOWN/PREVIOUS
0	Jayden Jernigan	DL	6-0	277	Sr.	Allen, Texas/Dklahoma St.
1	Jaylon Carlies	DB	6-3	218	Sr.	Orlando, Fla./West Orange
1	Theo Wease Jr.	WR	6-2	192	Sr.	Allen, Texas/Oklahoma
2	Chance Luper	WR	6-2	189	Jr.	Dallas, Texas/Fort Worth Christian
2	Ennis Rakestraw Jr.	DB	6-0	178	Jr.	West Dallas, Texas/Duncanville
3	Luther Burden III	WR	5-11	214	So.	St. Louis, Mo./East St. Louis
3	Sidney Williams	DB	6-0	188	Jr.	New Orleans, La./Florida St.
4	Tre'Vez Johnson	DB	5-10	195	Jr.	Jacksonville, Fla./Florida
5	Mookie Cooper	WR	5-9	185	Jr.	St. Louis, Mo./Ohio St.
5	Kristian Williams	DL	6-2	303	Sr.	Memphis, Tenn./Oregon
6	Jake Garcia	QB	6-2	204	So.	Whittier, Calif./Miami
6	Darius Robinson	DL	6-5	298	Gr.	Southfield, Mich./Canton
7	Kris Abrams-Draine	DB	5-11	179	Jr.	Mobile, Ala./Spanish Fort
7	Cody Schrader	RB	5-9	215	Gr.	St. Louis, Mo./Truman St.
8	Ty'Ron Hopper	LB	6-2	222	Sr.	Shelby, N.C./Florida
8	Nathaniel Peat	RB	5-9	200	Gr.	Columbia, Mo./Stanford
9	Chad Bailey	LB	6-0	239	Sr.	Missouri City, Texas/Ridge Point
9	'Peanut' Houston	WR	5-10	180	R-Sr.	Oklahoma City, Okla./Hutchinson CC
10	Mekhi Miller	WR	6-1	191	So.	Overland Park, Kan./Blue Valley North
10	Dameon Wilson	LB	6-0	223	So.	Grover, N.C./Kings Mountain
11	Dannis Jackson	WR	5-11	171	Jr.	Sumrall, Miss./Ole Miss
11	DJ Wesolak	LB	6-3	242	R-Fr.	Boonville, Mo./Boonville
12	Brady Cook	QB	6-2	205	Jr.	St. Louis, Mo./Chaminade
12	Dreyden Norwood	DB	6-0	186	R-So.	Fort Smith, Ark./Texas A&M
13	Daylan Carnell	DB	6-2	213	So.	Indianapolis, Ind./Ben Davis
14	Brett Brown	QB	6-1	188	R-Fr.	Brentwood, Tenn./Battle Ground Academy
14	Triston Newson	LB	6-2	222	Jr.	Independence, Miss./NE Mississippi CC
15	Tommy Lock	QB	6-3	189	R-So.	Lee's Summit, Mo./Lee's Summit
15	Johnny Walker Jr.	DL	6-3	245	Jr.	Tampa, Florida/Chamberlain
16	Brayshaw Littlejohn	LB	6-0	213	Fr.	Gaffney, S.C./Gaffney
17	Tyler Hibbler	DB	5-11	196	R-So.	St. Louis, Mo./Trinity Catholic
18	Dylan Laible	QB	6-4	195	Jr.	Little Elm, Texas/Hutchinson CC
18	Isaac Thompson	DB	6-0	195	R-Fr.	St. Louis, Mo./St. Louis University HS
19	Marcus Clarke	DB	5-11	184	Sr.	Winter Park, Fla./Miami
19	Blake Craig	K	5-11	187	Fr.	Kansas City, Mo./Liberty North
20	Marvin Burks Jr.	DB	6-1	201	Fr.	St. Louis, Mo./Cardinal Ritter
21	Sam Horn	QB	6-4	217	R-Fr.	Lawrenceville, Ga./Collins Hill
22	Tavorus Jones	RB	5-9	205	R-Fr.	El Paso, Texas/Burges
22	Will Norris	LB	6-1	232	Jr.	Columbia, Mo./Rock Bridge
25	Ja'Marion Wayne	WR	6-2	196	R-Fr.	St. Louis, Mo./Parkway West
26	Xavier Simmons	LB	6-2	240	R-Fr.	Greensboro, N.C./Northwest Guilford
28	Joseph Charlestone	DB	6-0	196	Sr.	Milton, Ga./Clemson
30	Chuck Hicks	LB	6-1	228	Gr.	San Diego, Calif./Wyoming
31	Anthony Favrow	RB	5-8	197	R-Fr.	San Clemente, Calif./Olathe West (Kan.)
32	Ky Montgomery	DL	6-3	284	R-So.	Indianapolis, Ind./Pike
33	Marquis Gracial	DL	6-4	331	R-Fr.	St. Louis, Mo./St. Charles
33	Bryce Jackson	RB	5-7	212	So.	Columbia, Mo./Rock Bridge
35	Boyton Cheney	DB	5-9	178	R-Fr.	Fayetteville, Ga./Whitewater
35	Michael Cox	RB	6-1	230	Jr.	Atlanta, Ga./Holy Innocents' Episcopal
36	Devyn Butler	DB	5-9	176	R-So.	Allen, Texas/Texas Tech
36	Tucker Miller	TE	6-5	245	R-Fr.	Raymore, Mo./Raymore-Peculiar
38	Christopher Kreh	RB	5-9	214	R-So.	Chesterfield, Mo./Marquette
39	Caimin Hayes	DB	5-10	198	Jr.	Philadelphia, Penn./Malvern Prep
41	Carmycah Glass	LB	6-4	225	R-Fr.	Monroe, La./Ouachita Parish
45	Joe Moore	DL	6-2	248	Jr.	St. Louis, Mo./Arizona St.
46	Ben Straatmann	DL	6-0	233	Gr.	Washington, Mo./Missouri S&T
49	Brett Le Blanc	LS	6-1	210	Fr.	Elkhorn, Wisc./Elkhorn Area
50	Marcellus Johnson	OL	6-4	307	Gr.	Normal, Ill./Eastern Michigan
52	Jahkai Lang	DL	6-3	252	Fr.	Troy, Mo./Troy Buchanan
55	Connor Tollison	OL	6-4	304	So.	Jackson, Mo./Jackson
56	Nate Norris	LB	6-1	196	R-Fr.	Columbia, Mo./Rock Bridge
57	Jack Kautz	LS	5-11	196	R-Fr.	Sterling Heights, Mich./Notre Dame Prep
58	Ma'Yi Lee	OL	6-6	319	Sr.	Metairie, La./Coffeyville C.C.


NO.	NAME	POS.	HT.	WT.	YR	HOMETOWN/PREVIOUS
62	Bence Polgar	OL	6-2	306	Sr.	Wayne, N.J./Buffalo
67	Xavier Machado	DL	6-5	308	R-Fr.	Weldon Spring, Mo./Francis Howell
68	Jack McGarry	OL	6-3	281	R-Fr.	Hinsdale, Ill./Hinsdale Central
69	Drake Heismeyer	OL	6-3	307	Jr.	St. Charles, Mo./Francis Howell
70	EJ Ndoma-Ogar	OL	6-3	325	Jr.	Allen, Texas/Oklahoma
71	Valen Erickson	OL	6-5	304	R-Fr.	Chicago, Ill./St. Rita
72	Xavier Delgado	OL	6-4	329	Gr.	Glendale, Ariz./Deer Valley
73	Tristan Wilson	OL	6-4	303	R-Fr.	Lebanon, Mo./Lebanon
75	Mitchell Walters	OL	6-8	320	Jr.	St. Louis, Mo./Mehlville
76	Javon Foster	OL	6-5	317	Gr.	Detroit, Mich./West Bloomfield
77	Curtis Peagler	OL	6-4	338	R-Fr.	Demopolis, Ala./Demopolis
79	Armand Membou	OL	6-3	317	So.	Lee's Summit, Mo./Lee's Summit North
80	Tyler Stephens	TE	6-5	244	Sr.	Braceville, Ohio/Buffalo
81	Shawn Hendershot	TE	6-3	221	Jr.	Overland Park, Kan./Blue Valley North
81	Jack Meyer	DL	6-1	230	R-So.	New Melle, Mo./Francis Howell
82	Logan Muckey	WR	6-0	207	R-So.	Lee's Summit, Mo./Lee's Summit North
84	Ryan Hoerstkamp	TE	6-2	241	R-So.	Washington, Mo./Washington
88	Max Whisner	TE	6-4	249	R-Fr.	Lee's Summit, Mo./Lee's Summit
89	Micah Manning	WR	5-8	187	R-Jr.	Kansas City, Mo./Iowa Western C.C.
90	Josh Landry	DL	6-2	282	Gr.	Houston, Texas/Baylor
92	Harrison Mevis	K	5-11	243	Sr.	Warsaw, Ind./Warsaw Community
93	Luke Bauer	K	6-5	209	So.	St. Louis, Mo./De Smet
93	Andrew Serrano	DL	6-4	245	Jr.	Chicago, Ill./Notre Dame College Prep
95	Jalen Marshall	DL	6-4	318	R-Fr.	Overland Park, Kan./St. Thomas Aquinas
96	Nick Quadriini	K	6-1	243	R-Fr.	Springfield, Mo./Kickapoo
97	Riley Williams	P	6-0	210	Jr.	Victoria, Australia/Towson
98	Austin Firestone	DL	6-5	258	Fr.	Niceville, Fla./Northwestern
99	Realus George Jr.	DL	6-1	291	Gr.	Atlanta, Ga./Independence C.C.

NUMBERS TO BE ASSIGNED

Daniel Blood	WR	5-10	182	Fr.	Destrehan, La./Destrehan
Nicholas Deloach, Jr.	DB	6-0	175	Fr.	Cahokia, Ill./Cahokia
Tyson Ellison	DL	6-2	205	Fr.	Boonville, Mo./Boonville
Noah Flaskamp	WR	6-1	196	Fr.	Collierville, Tenn./Collierville
Trey Flint	LS	6-0	212	Gr.	Grapevine, Texas/Ouachita Baptist
Nyles Gaddy	DL	6-4	248	Jr.	Nashville, Tenn./Jackson St.
Jordan Harris	TE	6-4	239	Fr.	Pine Bluff, Ark./Pine Bluff
Cam'Ron Johnson	OL	6-4	305	Jr.	Houston, Texas/Houston
Gabbari Johnson	QB	5-10	193	Fr.	Tacoma, Wash./Lincoln
Marquis Johnson	WR	5-11	180	Fr.	Dickinson, Texas/Dickinson High
Joshua Manning	WR	6-2	199	Fr.	Lee's Summit, Mo./Lee's Summit Senior
Shamar McNeil, Jr.	DB	6-3	169	Fr.	Lauderhill, Fla./American Heritage
Ricardo Merriweather	DB	5-11	179	Fr.	St. Louis, Mo./Lutheran North
Brett Norfleet	TE	6-7	235	Fr.	O'Fallon, Mo./Francis Howell
Nasir Pogue	DB	6-2	183	r-Fr.	Auburn, Ala./Auburn/Troy
Tommy Reese	LB	6-1	220	Fr.	Mission Viejo, Calif./Mission Viejo
Logan Reichert	OL	6-8	369	Fr.	Kansas City, Mo./Raytown
Jamal Roberts	RB	5-11	197	Fr.	Saint Louis, Mo./St. Mary's
Phillip Roche	DB	5-10	191	Fr.	Crown Point, Ind./Merrillville
Brandon Solis	OL	6-7	289	Fr.	Nashville, Tenn./David Lipscomb Academy
Serigne Tounkara	DL	6-2	235	Fr.	League City, Texas/Clear Springs
Sam Williams	DL	6-3	313	Fr.	Hogansville, Ga./Callaway




MEDIA DAY ATTENDEES



7


MISSOURI TIGERS



**KRIS**  
**ABRAMS-DRAINE**

DB • 6-11 • 179 • Jr.

MOBILE, ALA. / SPANISH FORT



**2022 (Junior):** Started in 12 games this season at cornerback and made several appearances as a return specialist on kick returns ... finished the season with 48 total tackles, 31 solo ... his 14 pass-breakups were 2nd most in the SEC behind Kool-Aid McKinstry and T-9th in the country ... recorded 5+ tackles in four games this season ... registered four total tackles and two pass-breakups in the Tigers win over LA Tech (9/1) ... recorded four tackles and a pass-breakup against Abilene Christian (9/17) ... had two tackles and two pass-breakups against Georgia (10/1) ... recorded five tackles and three pass-breakups against Vanderbilt (10/22) ... his six tackles and two pass-breakups against New Mexico State (11/19) led the team in both categories ... had eight tackles and a pass-breakup in the bowl game against Wake Forest (12/23).

**2021 (Sophomore):** Transitioned to defensive back and played in all 13 games with 10 starts ... made three interceptions while breaking up a team-leading seven passes ... had 484 yards from kick returns, with a 100-yard return for a touchdown against Tennessee ... finished the season with 37 tackles, including one for loss ... recovered a fumble in the win over North Texas (10/9) ... career-best seven tackles at Vanderbilt (10/30).

**2020 (Freshman):** Played in five games as a wide receiver ... had one rush for three yards vs. Alabama.

**High School:** Four-star wide receiver prospect and the nation's No. 58 wideout according to ESPN ... 247Sports and Rivals both listed him as a three-star recruit ... Rivals rated him as the state's No. 18 prospect at any position and the nation's No. 71 wide receiver ... lead Spanish Fort High School to an appearance in the Alabama Class 6A state championship game ... named AL.com's Coastal Player of the Year ... moved from wideout to quarterback during his senior season, starting 12 of 14 games at QB and the first two at wideout, and threw for 723 yards and nine touchdowns while rushing for 1,745 yards (11.3 avg.) and 19 touchdowns ... tallied a pair of interceptions for touchdowns, accounting for 30 total touchdowns as a senior ... also returned kicks and punts and was one of the state's most electrifying offensive players ... proven winner who was sensational in the state playoffs, rushing for 1,089 yards and 12 TDs while passing for 160 yards and two scores as the team nearly won the state 6A title, falling to Oxford, 14-13, in the final seconds of the championship game ... finished second in the ASWA All-State Super 12 and was the runner-up for Mr. Football in Alabama.

**Personal:** Majoring in business.

CAREER STATISTICS

	GP	S	A	T	TFL-Y	SCK-Y	INT	PD	FF	FR	BLK
2020	1	0	0	0	0-0	0-0	0	0	0	0	0
2021	13	30	7	37	1-1	0-0	3	10	0	1	0
2022	12	36	12	48	0-0	0-0	0	14	0	0	0
<b>TOTAL</b>	<b>26</b>	<b>66</b>	<b>19</b>	<b>85</b>	<b>1-1</b>	<b>0-0</b>	<b>3</b>	<b>24</b>	<b>0</b>	<b>1</b>	<b>0</b>



76

MISSOURI TIGERS



**JAVON**  
**FOSTER**

OL • 6-5 • 317 • Gr.

DETROIT, MICH. / WEST BLOOMFIELD



**2022 (Redshirt Senior):** The seasoned o-line veteran started in all 13 games this season ... has currently made 26 straight starts at left tackle, racking up 37 career appearances ... earned his undergraduate degree in Dec. 2022.

**2021 (Redshirt Junior):** Started all 13 games for the Tigers at left tackle ... Pro Football Focus All-SEC honorable mention ... graded as the third-best SEC starting tackle in run blocking according to PFF ... member of the line that blocked for Mizzou's offense to average 400+ yards of offense per game, 29.1 points per game and total 44 touchdowns scored ... running back Tyler Badie set a new school record for single-season rushing yards (1,604).

**2020 (Redshirt Sophomore):** SEC Academic Honor Roll ... played in nine games and made two starts, both coming at right tackle at No. 10/9 Florida (10/31) and at South Carolina (11/21) ... played a total of 180 snaps in 2020.

**2019 (Redshirt Freshman):** Played in two games as a redshirt freshman ... first saw action in Mizzou's win over West Virginia (9/7) and then the following week against Southeast Missouri (9/14).

**2018 (Freshman):** Redshirted the season ... 2018-19 First-Year SEC Academic Honor Roll.

**High School:** Three-star prospect by 247Sports.com and a two-star prospect by Rivals ... helped the Lakers finish as the Division I runner-up in the state playoffs.

**Personal:** Majoring in sport management.



**2022 (Senior):** Saw action in all 13 games this season, making 10 starts ... finished the regular season with 31 total tackles, 5.5 tackles-for-loss, 3.5 sacks and three QB hurries ... made four tackles against Abilene Christian (9/17) ... made two tackles, one TFL and a sack against Georgia (10/1) ... had four tackles, 2.5 TFLs and 1.5 sacks against Kentucky (11/5) ... made four tackles and had a TFL against New Mexico State (11/19) ... had five tackles, one TFL and a sack against Arkansas (11/26) ... had four tackles in the bowl game against Wake Forest (12/23) ... earned his undergraduate degree in Spring 2023.

**2021 (Junior):** Battled through injuries to appear in 10 games with six starts ... started each of the final five games of the season ... made 21 tackles, nine solo ... made a career-high eight tackles in the bowl game vs. Army West Point (12/22) ... recorded a tackle in each of his last seven games.

**2020 (Sophomore):** Played in seven games and made two starts at DT ... had 11 tackles, 1.0 TFL, 1.0 sack and one quarterback hurry ... started and recorded first sack and TFL against Vanderbilt (11/28) ... made first career start and had career-high three tackles at South Carolina (11/21) ... had two tackles against No. 10/12 Georgia (12/12) and at Mississippi State (12/19).

**2019 (Freshman):** Played in five games and recorded one tackle, coming at No. 4 Georgia (11/9).

**High School:** Three-star recruit by all the major recruiting services who ranked as high as the nation's No. 39 strongside defensive end by Rivals ... 247Sports rated him as the nation's No. 50 strongside defensive end and the No. 17 prospect in talent-rich Michigan ... guided Canton to a state playoff appearance as a senior ... captain of his team as a senior and saw time at DT, OLB and TE ... primarily a basketball player while enrolled at Canton Prep before transferring to Canton HS to focus on football as a junior, his first year of organized football.

**Personal:** Majoring in hospitality management.

**CAREER STATISTICS**

	GP	S	A	T	TFL-Y	SCK-Y	INT	PD	FF	FR	BLK
2019	5	0	1	1	0-0	0-0	0	0	0	0	0
2020	7	7	4	11	1-1	1-1	0	0	0	0	0
2021	10	9	12	21	0.5-1	0-0	0	1	0	0	0
2022	13	25	10	35	5.5-21	3.5-18	0	0	0	0	0
<b>TOTAL</b>	<b>35</b>	<b>41</b>	<b>27</b>	<b>68</b>	<b>7-23</b>	<b>4.5-19</b>	<b>0</b>	<b>1</b>	<b>0</b>	<b>0</b>	<b>0</b>



**HEAD COACH  
ELIAH DRINKWITZ**  
FOURTH YEAR • ARKANSAS TECH '04



A winner at every stage of his career, Eliah Drinkwitz – considered one of college football’s top offensive minds – was introduced as the University of Missouri’s 33rd football head coach in December 2019. The 2023 campaign will mark his fourth running the program and fifth season as a head coach.

In his seven seasons as an offensive coordinator and head coach, Drinkwitz has produced six 1,000-yard rushers, four 3,000-yard passers and four 1,000-yard receivers. In three years (2015, 2017, 2018), his offenses made at least one in each category. The combined record of his teams from 2010-22 is 115-53 overall (.684), including a 68-37 conference mark (.647).

Drinkwitz – 17-19 at MU (fourth season) and 29-20 overall as a head coach (fifth season) – advanced to bowl games in his first three seasons with the Tigers, joining former head coach Warren Powers (1978, 1979, 1980) as the only two MU head coaches to achieve the feat. Drinkwitz is just the sixth coach in program history to achieve 17+ victories in the first three years of a campaign, joining W.J. Monilaw (18 wins from 1906-08), Dan Devine (22 wins from 1958-60), Warren Powers (23 wins from 1978-80), Gary Pinkel (17 wins from 2001-03), and Barry Odom (19 wins from 2016-18).

Under Drinkwitz’s leadership, Mizzou produced its highest-ranked recruiting classes: 2021 No. 20, 2022 No. 19 [per Rivals], and the 2022 class’ No. 1 WR.

The 2022 season showcased a much-improved defense, ranked fourth in the Southeastern Conference and 34th nationally by allowing just 340.8 yards per game, 93.8 less than in 2021. Freshman phenom Luther Burden III took no time making his mark at the college level. The St. Louis native became the first true freshman since 2008 to record two receiving touchdowns, two rushing touchdowns, and a punt-return touchdown in the same season. Burden III’s eight scores from scrimmage were second amongst SEC true freshmen (Ole Miss’ Quinshon Judkins) and led true freshmen receivers nationally.

Kicker Harrison Mevis continued his stellar college career, converting 22-of-28 field goal attempts. Mevis has now converted 61 tries in his career, five away from Andrew Baggett’s program record. Additionally, Mevis has made 10 field goals beyond 50 yards, four more than any other kicker in MU history, and has climbed to fifth all-time in career points.

The 2021 season saw Tyler Badie set the school’s single-season record for rushing yards (1,604). His 14 touchdowns in 12 games are ninth on Mizzou’s single-season and top-10 list. He was a CoSIDA Academic All-American, the SEC Football Scholar-Athlete of the Year (Mizzou’s first-ever), first-team All-SEC and was named to multiple All-America teams.

Mizzou’s 2021 Armed Forces Bowl vs. Army West Point averaged 2.57 million viewers – up 14% from the 2020 edition of the game (Mississippi State-Tulsa: 2.25M), up 48% from Tulane-Southern Miss in 2019 (1.74M) – and was the most-watched edition of the game since 2018 (Army-Houston: 2.58M). The National Basketball Association’s Warriors-Knicks game, where Steph Curry broke the 3-point record (Dec. 14, 2021), totaled 2.35 million viewers.

In 2020, the Tigers overcame an 0-2 start to win five of their last eight games despite playing with less than 60 scholarship players for over half of those contents. Picked to finish sixth in the SEC East Division by many preseason pundits and projected to win only two or three games at most against the All-SEC schedule, the Tigers’ five SEC wins are the second-most ever behind its 7-1 mark that it posted while winning back-to-back SEC East crowns in 2013 and 2014.

**DRINKWITZ’S HEAD COACHING RECORD**

YEAR	SCHOOL	OVERALL	CONFERENCE	NOTABLE
2019	Appalachian State	12-1	7-1	Sun Belt Champs / New Orleans Bowl (didn’t coach)
2020	Mizzou	5-5	5-5	Music City Bowl (no game)
2021	Mizzou	6-7	3-5	Armed Forces Bowl
2022	Mizzou	6-7	3-5	Gasparilla Bowl
<b>TOTALS</b>	<b>MIZZOU</b>	<b>17-19 (.472)</b>	<b>11-15 (.423)</b>	
	<b>FOUR SEASONS</b>	<b>29-20 (.592)</b>	<b>18-16 (.529)</b>	





THE DRINKWITZ FILE



PERSONAL INFORMATION

Born: April 12, 1983
Hometown: Alma, Ark.
Wife: Lindsey (Sivils)
Children: Addison, Emerson, Ella, Parker
Education: Arkansas State (2004)
Year in Coaching: 17th
Twitter @CoachDrinkwitz
Instagram @ElijahDrinkwitz

COACHING CAREER

Table with 3 columns: YEAR, SCHOOL, POSITION. Rows include Alma HS (Ark.), Springdale HS (Ark.), Auburn, Arkansas State, Boise State, and NC State.



AWARDS

- 2018: Broyles Award Nominee
• 2019: North Carolina Coach-of-the-Year (North State Journal)
• 2019: Eddie Robinson Award Finalist

Mizzou posted several worthy highlights during the 2020 season, including:

- A goal-line stand in the closing minute to hold off defending National Champion LSU, 45-41.
• Snapping Kentucky's five-game series win streak with a 20-10 victory that wasn't nearly as close as the final score indicated.
• Mizzou's first win in Columbia East since 2014, a 17-10 decision at South Carolina and a thrilling come-from-behind 50-48 walk-off victory over Arkansas, its fifth-straight in the series.
• An appearance at No. 25 in the College Football Playoff rankings on Dec. 7, only the third season the program has appeared in the CFP's seven-year run.

Of the SEC's four new head coaches to begin work in the nation's toughest conference in 2020, Drinkwitz's 5-5 regular-season record was the league's best, ahead of Ole Miss' Lane Kiffin (4-5), Mississippi State's Mike Leach (3-7) and Arkansas' Sam Pittman (3-7).

Drinkwitz took over the Tigers program following an impressive 2019 season at Appalachian State that saw the 20th-ranked Mountaineers win the Sun Belt Conference title en route to a 12-1 record.

The 2019 Mountaineer squad set a few milestones, including:

- Sun Belt record 12 wins and the best regular season record in conference history (11-1).
• Sun Belt Championship win over Louisiana (45-38).
• First Sun Belt program to earn a top-20 ranking in the Associated Press poll
• First team in league history to receive an in-season ranking in the College Football Playoff poll.
• First SBC team to register two Power 5 road wins (at bowl-eligible North Carolina and later at South Carolina) - making it the first-ever Sun Belt team to register two Power 5 wins in a season. In all, the Mountaineers claimed
• An FBS-best six road wins and the first-ever 12-win team among North Carolina's FBS members.

Drinkwitz was named a finalist for the 2019 Eddie Robinson Award, a prestigious annual award to the nation's top coach. He was also named the North Carolina Coach of the Year by the North State Journal.

Before App State, Drinkwitz spent three years as offensive coordinator and quarterbacks coach for record-setting NC State teams (2016-18). Following a 7-6 season in 2016, the Wolfpack put together consecutive nine-win seasons (2017-18) for the first time since 1991-92. With an average of 35.6 points per game under his direction in 2018, NC State had a 1,000-yard rusher for the third-straight year, two 1,000-yard receivers and a quarterback with nearly 4,000 passing yards. The Wolfpack steadily rose from 63rd nationally in total offense in his first season in 2016 to 25th in 2017 and 16th in 2018. He was a Broyles Award nominee as one of the nation's top assistant coaches in his final year with the Wolfpack.

He excelled in two seasons at Boise State, coaching the tight ends in 2014 and serving as offensive coordinator and quarterbacks coach in 2015. The Broncos won the Mountain West title in 2014, finished 12-2 and ranked 16th nationally. Drinkwitz became the offensive coordinator and quarterbacks coach in 2015, and he helped the Bronco offense rank in the top 15 nationally in points (39.1) and yards (501.3) per game.

Before Boise, Drinkwitz was a crucial figure in back-to-back Sun Belt Championships in 2012-13 as running backs coach and co-offensive coordinator at Arkansas State. He got his first taste at the FBS level in the Southeastern Conference, as he served as a quality control assistant at Auburn for the 2010-11 seasons. The Tigers won the SEC in 2010 and went on to the BCS Championship with a perfect 14-0 record.

Drinkwitz graduated magna cum laude and was the student body president at Arkansas Tech (bachelor's, education) before beginning his coaching career at the prep level in his hometown of Alma, Ark., in 2005. He and his wife, Lindsey (Sivils), have four daughters: Addison, Emerson, Ella and Parker Lynn.



OPPONENT INFORMATION

**WK 01** VS   
**AUG. 31 • SOUTH DAKOTA**

Head Coach ..... Bob Nielson  
 School Record ..... 32-42 (8th Year)  
 Overall Record ..... 218-122-1 (31st Year)  
 Stadium ..... Lewis Field (9,100)  
 Media Relations Contact ..... Bryan Boettcher  
 E-Mail ..... Bryan.Boettcher@usd.edu  
 Website ..... GoYotes.com  
 2022 Record ..... 3-8 / 2-6 (9th MVFC)

**WK 04** VS   
**SEPT. 23 • MEMPHIS (in ST. LOUIS)**


Head Coach ..... Ryan Silverfield  
 School Record ..... 21-16 (5th Year)  
 Overall Record ..... Same  
 Stadium ..... Simmons Bank Liberty Stadium (58,325)  
 Media Relations Contact ..... Scott Burns  
 E-Mail ..... scott.burns@memphis.edu  
 Website ..... GoTigersGo.com  
 2022 Record ..... 7-6 / 3-5 (t-8th AAC)

**WK 07** @   
**OCT. 14 • KENTUCKY**

Head Coach ..... Mark Stoops  
 School Record ..... 66-59 (11th Year)  
 Overall Record ..... Same  
 Stadium ..... Kroger Field (61,000)  
 Media Relations Contact ..... Susan Lax  
 E-Mail ..... slax0@uky.edu  
 Website ..... UKAthletics.com  
 2022 Record ..... 7-6 / 3-5 (t-4th SEC East)

**WK 10** VS   
**NOV. 11 • TENNESSEE**

Head Coach ..... Josh Heupel  
 School Record ..... 18-8 (3rd Year)  
 Overall Record ..... 46-16 (6th Year)  
 Stadium ..... Neyland Stadium (101,915)  
 Media Relations Contact ..... Bill Martin  
 E-Mail ..... billmartin@tennessee.edu  
 Website ..... UTSports.com  
 2022 Record ..... 11-2 / 6-2 (2nd SEC East)

**WK 02** VS   
**SEPT. 9 • MIDDLE TENNESSEE**

Head Coach ..... Rick Stockstill  
 School Record ..... 109-103 (18th Year)  
 Overall Record ..... Same  
 Stadium ..... Johnny "Red" Floyd Stadium (30,788)  
 Media Relations Contact ..... Mark Owens  
 E-Mail ..... MarkROwens@mtsu.edu  
 Website ..... GoBlueRaiders.com  
 2022 Record ..... 8-5 / 4-4 (t-4th CUSA East)

**WK 05** @   
**SEPT. 30 • VANDERBILT**

Head Coach ..... Clark Lea  
 School Record ..... 7-17 (3rd Year)  
 Overall Record ..... Same  
 Stadium ..... FirstBank Stadium (40,550)  
 Media Relations Contact ..... Michael Scholl  
 E-Mail ..... mike.scholl@vanderbilt.edu  
 Website ..... VUCommodores.com  
 2022 Record ..... 5-7 / 2-6 (7th SEC East)

**WK 08** VS   
**OCT. 21 • SOUTH CAROLINA**

Head Coach ..... Shane Beamer  
 School Record ..... 15-11 (2nd Year)  
 Overall Record ..... Same  
 Stadium ..... Williams-Brice (77,559)  
 Media Relations Contact ..... Steve Fink  
 E-Mail ..... finksc@mailbox.sc.edu  
 Website ..... GamecocksOnline.com  
 2022 Record ..... 8-5 / 4-4 (3rd SEC East)

**WK 11** VS   
**NOV. 18 • FLORIDA**

Head Coach ..... Billy Napier  
 School Record ..... 6-7 (2nd Year)  
 Overall Record ..... 46-19 (6th Year)  
 Stadium ..... Ben Hill Griffin Stadium (88,548)  
 Media Relations Contact ..... Rick Hurtado  
 E-Mail ..... RickH@gators.ufl.edu  
 Website ..... FloridaGators.com  
 2022 Record ..... 6-7 / 3-5 (t-4th SEC East)

**WK 03** VS   
**SEPT. 16 • KANSAS STATE**

Head Coach ..... Chris Klieman  
 School Record ..... 30-20 (5th Year)  
 Overall Record ..... 102-33 (11th Year)  
 Stadium ..... Bill Snyder Family Stadium (50,000)  
 Media Relations Contact ..... Ryan Lackey  
 E-Mail ..... rlackey@kstatesports.com  
 Website ..... KStateSports.com  
 2022 Record ..... 10-4 / 7-2 (2nd Big 12)

**WK 06** VS   
**OCT. 7 • LSU**

Head Coach ..... Brian Kelly  
 School Record ..... 10-4 (2nd Year)  
 Overall Record ..... 273-100-2 (34th Year)  
 Stadium ..... Tiger Stadium (102,321)  
 Media Relations Contact ..... Michael Bonnette  
 E-Mail ..... mbonnet@lsu.edu  
 Website ..... LSUSports.net  
 2022 Record ..... 10-4 / 6-2 (t-1st SEC West)

**WK 09** @   
**NOV. 4 • GEORGIA**

Head Coach ..... Kirby Smart  
 School Record ..... 81-15 (8th Year)  
 Overall Record ..... Same  
 Stadium ..... Sanford Stadium (92,746)  
 Media Relations Contact ..... Claude Felton  
 E-Mail ..... cfelton@sports.uga.edu  
 Website ..... GeorgiaDogs.com  
 2022 Record ..... 15-0 / 8-0 (1st SEC East)

**WK 12** @   
**NOV. 24 • ARKANSAS**

Head Coach ..... Sam Pittman  
 School Record ..... 19-17 (4th Year)  
 Overall Record ..... Same  
 Stadium ..... Donald W. Reynolds Razorback Stadium (76,212)  
 Media Relations Contact ..... Kyle Parkinson  
 E-Mail ..... kparkin@uark.edu  
 Website ..... ArkansasRazorbacks.com  
 2022 Record ..... 7-6 / 3-5 (5th SEC West)



SOUTH DAKOTA

SERIES INFORMATION

Series Record..... First Meeting
In Columbia..... -
In Vermillion..... -
Neutral Site..... -
Most MU points..... -
Most USD points..... -
Combined points..... -
Biggest MU win..... -
Biggest USD win..... -
Current streak..... -

GAME-BY-GAME RESULTS

Year Site Score Winner
First Meeting



MIDDLE TENNESSEE

SERIES INFORMATION

Series Record..... Tied 1-1
In Columbia..... Tied 1-1
In Murfreesboro..... -
Neutral Site..... -
Most MU points..... 45, 2016
Most MTSU points..... 51, 2016
Combined points..... 96 (MTSU 51-45, 2016)
Biggest MU win..... 1, 41-40 (OT), 2003
Biggest MTSU win..... 6, 51-45, 2016
Current streak..... MTSU - 1

GAME-BY-GAME RESULTS

Year Site Score Winner
2003 Columbia 41-40 (OT) Missouri
2016 Columbia 51-45 MTSU



KANSAS STATE

SERIES INFORMATION

Series Record..... MU leads 60-33-5
In Columbia..... MU leads 30-17-3
In Manhattan..... MU leads 30-16-2
Neutral Site..... -
Most MU points..... 61, 1984
Most KSU points..... 66, 1999
Combined points..... 82 (MU 61-21, 1984)
Biggest MU win..... 45 - twice (1960 & 1981)
Biggest KSU win..... 66 (66-0, 1999)
Current streak..... K-State - 2

GAME-BY-GAME RESULTS

Year Site Score Winner
1909 Columbia 3-0 Missouri
1914 Columbia 13-3 Missouri
1915 Columbia 0-0 Tie
1916 Columbia 7-6 K-State
1917 Columbia 7-6 K-State
1919 Columbia 6-6 Tie
1920 Manhattan 10-7 Missouri
1921 Manhattan 7-5 K-State
1922 Columbia 13-10 K-State
1923 Manhattan 4-2 Missouri
1924 Columbia 14-7 Missouri
1925 Manhattan 3-0 Missouri
1927 Columbia 13-6 Missouri
1928 Manhattan 19-6 Missouri
1929 Columbia 7-6 K-State
1930 Manhattan 20-13 K-State
1931 Columbia 20-7 K-State
1932 Manhattan 25-0 K-State
1933 Columbia 33-0 K-State
1934 Manhattan 33-0 K-State
1935 Columbia 7-7 Tie
1936 Manhattan 7-7 Tie
1937 Columbia 14-7 Missouri
1938 Manhattan 21-13 K-State
1939 Columbia 9-7 Missouri
1940 Manhattan 24-13 Missouri
1941 Columbia 35-0 Missouri
1942 Manhattan 46-2 Missouri
1943 Columbia 47-14 Missouri
1944 Manhattan 33-0 Missouri
1945 Columbia 41-7 Missouri
1946 Manhattan 26-0 Missouri
1947 Columbia 47-7 Missouri
1948 Manhattan 49-7 Missouri
1949 Columbia 34-27 Missouri
1950 Manhattan 28-7 Missouri
1951 Columbia 14-12 \*K-State
1952 Manhattan 26-0 Missouri
1953 Columbia 16-6 Missouri
1954 Manhattan 35-7 Missouri
1955 Columbia 21-0 K-State
1956 Manhattan 20-6 Missouri
1957 Columbia 23-21 K-State
1958 Manhattan 32-8 Missouri
1959 Columbia 26-0 Missouri
1960 Manhattan 45-0 Missouri
1961 Columbia 27-9 Missouri
1962 Manhattan 32-0 Missouri
1963 Columbia 21-11 Missouri
1964 Manhattan 7-0 Missouri
1965 Columbia 28-14 Missouri
1966 Manhattan 27-0 Missouri
1967 Columbia 28-6 Missouri
1968 Manhattan 56-20 Missouri
1969 Columbia 41-38 Missouri
1970 Manhattan 17-13 K-State

Year Site Score Winner
1971 Columbia 28-12 K-State
1972 Manhattan 31-14 Missouri
1973 Columbia 31-7 Missouri
1974 Manhattan 52-15 Missouri
1975 Columbia 35-3 Missouri
1976 Manhattan 28-21 Missouri
1977 Columbia 28-13 Missouri
1978 Manhattan 56-14 Missouri
1979 Columbia 19-3 K-State
1980 Manhattan 13-3 Missouri
1981 Columbia 58-13 Missouri
1982 Manhattan 7-7 Tie
1983 Columbia 38-0 Missouri
1984 Manhattan 61-21 Missouri
1985 Columbia 20-17 K-State
1986 Manhattan 17-6 Missouri
1987 Columbia 34-10 Missouri
1988 Manhattan 52-21 Missouri
1989 Manhattan 21-9 Missouri
1990 Columbia 31-10 Missouri
1991 Manhattan 32-0 K-State
1992 Columbia 27-14 Missouri
1993 Manhattan 31-21 K-State
1994 Columbia 21-18 K-State
1995 Manhattan 30-0 K-State
1996 Columbia 35-10 K-State
1997 Manhattan 41-11 K-State
1998 Columbia 31-25 K-State
1999 Manhattan 66-0 K-State
2000 Columbia 28-24 K-State
2001 Manhattan 24-3 K-State
2002 Columbia 38-0 K-State
2003 Manhattan 24-14 K-State
2004 Columbia 35-24 K-State
2005 Manhattan 36-28 K-State
2006 Columbia 41-21 Missouri
2007 Manhattan 49-32 Missouri
2008 Columbia 41-24 Missouri
2009 Manhattan 38-12 Missouri
2010 Columbia 38-28 Missouri
2011 Manhattan 24-17 K-State
2022 Manhattan 40-12 K-State

\*Series total reflects 1951 Kansas State win as a Missouri victory due to Kansas State forfeit



SERIES VS. 2023 OPPONENTS



MEMPHIS

SERIES INFORMATION

Series Record..... MU leads 3-1  
 In Columbia..... MU leads 2-1  
 In Memphis ..... MU leads 1-0  
 Neutral Site..... –  
 Most MU points ..... 65, 2018  
 Most UM points ..... 33, 2018  
 Combined points..... 98 [MU 65-33, 2018]  
 Biggest MU win..... 32 [MU 65-33, 2018]  
 Biggest UM win..... 3 [UM 19-16, 1996]  
 Current streak..... Missouri – 2

GAME-BY-GAME RESULTS

Year	Site	Score	Winner
1991	Columbia	31-21	Missouri
1996	Columbia	19-16	Memphis
1999	Memphis	27-17	Missouri
2018	Columbia	65-33	Missouri



VANDERBILT

SERIES INFORMATION

Series Record..... MU leads 9-5-1  
 In SEC Games..... MU leads 8-3 8  
 In Columbia..... MU leads 5-3-1  
 In Nashville..... MU leads 3-2  
 Neutral Site..... MU leads 1-0  
 Most MU points ..... 51, 2013  
 Most VU points ..... 28, three times  
 Combined points..... 79 [MU 51-28, 2013]  
 Biggest MU win..... 41 [MU 41-0, 2020]  
 Biggest VU win..... 7 - twice [2019, 2015]  
 Current streak..... Missouri – 3

GAME-BY-GAME RESULTS

Year	Site	Score	Winner
1895	Columbia	16-0	Missouri
1896	St. Louis	26-6	Missouri
1957	Columbia	7-7	Tie
1958	Columbia	12-8	Vanderbilt
2012	Columbia	19-15	Vanderbilt
2013	Nashville	51-28	Missouri
2014	Columbia	24-14	Missouri
2015	Nashville	10-3	Vanderbilt
2016	Columbia	26-17 8	Missouri
2017	Nashville	45-17	Missouri
2018	Columbia	33-28	Missouri
2019	Nashville	21-14	Vanderbilt
2020	Columbia	41-0	Missouri
2021	Nashville	37-28	Missouri
2022	Columbia	17-14	Missouri

8 - Mizzou victory later vacated due to NCAA action



LSU

SERIES INFORMATION

Series Record..... MU leads 2-1  
 In SEC Games..... Tied 1-1  
 In Columbia..... MU leads 1-0  
 In Baton Rouge..... LSU leads 1-0  
 Neutral Site..... MU leads 1-0  
 Most MU points ..... 45, 2020  
 Most LSU points ..... 42, 2016  
 Combined points..... 86 [MU 45-41, 2020]  
 Biggest MU win..... 5 [20-15, 1978]  
 Biggest LSU win ..... 35 [42-7, 2016]  
 Current streak..... Missouri – 1

GAME-BY-GAME RESULTS

Year	Site	Score	Winner
1978	Memphis *	20-15	Missouri
2016	Baton Rouge	42-7	LSU
2020	Columbia	45-41	Missouri

\* - Liberty Bowl



KENTUCKY

SERIES INFORMATION

Series Record..... UK leads 9-4  
 In SEC Games..... UK leads 7-4  
 In Columbia..... UK leads 4-3  
 In Lexington ..... UK leads 5-1  
 Neutral Site..... –  
 Most MU points ..... 48, 2013  
 Most UK points ..... 40, 2017  
 Combined points..... 74 [UK 40-34, 2017]  
 Biggest MU win..... 31 [MU 48-17, 2013]  
 Biggest UK win ..... 22 [UK 29-7, 2019]  
 Current streak..... Kentucky – 2

GAME-BY-GAME RESULTS

Year	Site	Score	Winner
1965	Columbia	7-0	Kentucky
1968	Lexington	12-6	Kentucky
2012	Columbia	33-10	Missouri
2013	Lexington	48-17	Missouri
2014	Columbia	20-10	Missouri
2015	Lexington	21-13	Kentucky
2016	Columbia	35-21	Kentucky
2017	Lexington	40-34	Kentucky
2018	Columbia	15-14	Kentucky
2019	Lexington	29-7	Kentucky
2020	Columbia	20-10	Missouri
2021	Lexington	35-28	Kentucky
2022	Columbia	21-17	Kentucky



SOUTH CAROLINA

SERIES INFORMATION

Series Record..... MU leads 7-6  
 In SEC Games..... USC leads 6-5  
 In Columbia, Mo..... MU leads 3-2  
 In Columbia, S.C. .... Tied 3-3  
 Neutral Site..... MU leads 2-0  
 Most MU points ..... 38, 2005  
 Most USC points..... 37, 2018  
 Combined points..... 72 [USC 37-35, 2018]  
 Biggest MU win..... 20 [34-14, 2019]  
 Biggest USC win..... 21 [31-10, 2012]  
 Current streak..... Missouri – 4

GAME-BY-GAME RESULTS

Year	Site	Score	Winner
1979	Birmingham	24-14 *	Missouri
2005	Shreveport	38-31 ^	Missouri
2012	Columbia, S.C.	31-10	USC
2013	Columbia, Mo.	27-24 [2OT]	USC
2014	Columbia, S.C.	21-20	Missouri
2015	Columbia, Mo.	24-10 8	Missouri
2016	Columbia, S.C.	31-21	USC
2017	Columbia, Mo.	31-13	USC
2018	Columbia, S.C.	37-35	USC
2019	Columbia, Mo.	34-14	Missouri
2020	Columbia, S.C.	17-10	Missouri
2021	Columbia, Mo.	31-28	Missouri
2022	Columbia, S.C.	23-10	Missouri

\* - Hall of Fame Bowl; ^ - Independence Bowl  
 8 - Mizzou victory later vacated due to NCAA action



GEORGIA

SERIES INFORMATION

Series Record..... UGA leads 11-1  
 In SEC Games..... UGA leads 10-1  
 In Columbia..... UGA leads 6-0  
 In Athens..... UGA leads 4-1  
 Neutral Site..... UGA leads 1-0  
 Most MU points ..... 41, 2013  
 Most UGA points ..... 53, 2017  
 Combined points..... 81 [UGA 53-28, 2017]  
 Biggest MU win..... 15 [41-26, 2013]  
 Biggest UGA win..... 37 [43-6, 2021]  
 Current streak..... Georgia – 9

GAME-BY-GAME RESULTS

Year	Site	Score	Winner
1960	Miami	14-0	*Georgia
2012	Columbia	41-20	Georgia
2013	Athens	41-26	Missouri



2014	Columbia	34-0	Georgia
2015	Athens	9-6	Georgia
2016	Columbia	28-27	Georgia
2017	Athens	53-28	Georgia
2018	Columbia	43-29	Georgia
2019	Athens	27-0	Georgia
2020	Columbia	49-14	Georgia
2021	Athens	43-6	Georgia
2022	Columbia	26-22	Georgia

\* - Orange Bowl ('59 season)



TENNESSEE

SERIES INFORMATION

Series Record.....	UT leads 6-5
In SEC Games.....	UT leads 6-5
In Columbia.....	UT leads 3-2
In Knoxville.....	Tied 3-3
Neutral Site.....	—
Most MU points.....	41, 2013
Most UT points.....	53, 2017
Combined points.....	100 (UT 63-37, 2016)
Biggest MU win.....	33 twice (2017 & 2018)
Biggest UT win.....	42 (66-24, 2022)
Current streak.....	Tennessee — 4

GAME-BY-GAME RESULTS

Year	Site	Score	Winner
2012	Knoxville	51-48 (4OT)	Missouri
2013	Columbia	31-3	Missouri
2014	Knoxville	29-21	Missouri
2015	Columbia	19-8	Tennessee
2016	Knoxville	63-37	Tennessee
2017	Columbia	50-17	Missouri
2018	Knoxville	50-17	Missouri
2019	Columbia	24-20	Tennessee
2020	Knoxville	35-12	Tennessee
2021	Columbia	62-24	Tennessee
2022	Knoxville	66-24	Tennessee



FLORIDA

SERIES INFORMATION

Series Record.....	Tied 6-6
In SEC Games.....	UF leads 6-5
In Columbia.....	MU leads 3-2
In Gainesville.....	UF leads 4-2
Neutral Site.....	MU leads 1-0
Most MU points.....	45, 2017
Most UF points.....	41, 2020
Combined points.....	61 (MU 45-16, 2017)
Biggest MU win.....	29 twice (2014 & 2017)
Biggest UF win.....	26 (40-14, 2016)
Current streak.....	Florida — 1

GAME-BY-GAME RESULTS

Year	Site	Score	Winner
1966	New Orleans *	20-18	Missouri
2012	Gainesville	14-7	Florida
2013	Columbia	36-17	Missouri
2014	Gainesville	42-13	Missouri
2015	Columbia	21-3	Florida
2016	Gainesville	40-14	Florida
2017	Columbia	45-16	Missouri
2018	Gainesville	38-17	Missouri
2019	Columbia	23-6	Florida
2020	Gainesville	41-17	Florida
2021	Columbia	24-23 (OT)	Missouri
2022	Gainesville	24-17	Florida

\* - Sugar Bowl ('65 season)



ARKANSAS

SERIES INFORMATION

Series Record.....	MU leads 9-5
In SEC Games.....	MU leads 6-3
In Columbia.....	MU leads 5-1
In Fayetteville.....	UA leads 2-1
Neutral Site.....	MU leads 3-2
Most MU points.....	41, 2013
Most UA points.....	53, 2017
Combined points.....	98 (MU 50-48, 2020)
Biggest MU win.....	38 (38-0, 2018)
Biggest UA win.....	25 (28-3, 2015)
Current streak.....	Missouri — 1

GAME-BY-GAME RESULTS

Year	Site	Score	Winner
1906	Columbia	11-0	Missouri
1944	St. Louis	7-6	Arkansas
1963	Little Rock	7-6	Missouri
2003	Shreveport, La. *	27-14	Arkansas
2008	Dallas, Texas #	38-7	Missouri
2014	Columbia	21-14	Missouri
2015	Fayetteville	28-3	Arkansas
2016	Columbia &	28-24	Missouri
2017	Fayetteville	48-45	Missouri
2018	Columbia	38-0	Missouri
2019	Little Rock	24-14	Missouri
2020	Columbia	50-48	Missouri
2021	Fayetteville	34-17	Arkansas
2022	Columbia	29-27	Missouri

\* - Independence Bowl; # - Cotton Bowl ('07 season)

& - Mizzou victory later vacated due to NCAA action



## Team Results

	Date	Opponent		Score	Overall	Conf	Time	Attend
	09/01/2022	Louisiana Tech	W	52-24	1-0	0-0	4:30	47653
	09/10/2022	at Kansas St.	L	12-40	1-1	0-0	4:07	51806
	09/17/2022	Abilene Christian	W	34-17	2-1	0-0	3:23	53253
*	09/24/2022	at Auburn	Lot1	14-17	2-2	0-1	3:29	85750
*	10/01/2022	Georgia	L	22-26	2-3	0-2	3:19	58165
*	10/08/2022	at Florida	L	17-24	2-4	0-3	3:18	88472
*	10/22/2022	Vanderbilt	W	17-14	3-4	1-3	3:38	60618
*	10/29/2022	at South Carolina	W	23-10	4-4	2-3	3:06	77578
*	11/05/2022	Kentucky	L	17-21	4-5	2-4	3:30	61047
*	11/12/2022	at Tennessee	L	24-66	4-6	2-5	3:37	101915
	11/19/2022	New Mexico St.	W	45-14	5-6	2-5	3:10	45231
*	11/25/2022	Arkansas	W	29-27	6-6	3-5	3:07	55710
	12/23/2022	vs Wake Forest	L	17-27	6-7	3-5	3:58	34370

## POSTSEASON NOTES

### TEAM

- Mizzou reached bowl eligibility for the third year in a row, all of which under Coach Drinkwitz.
- The Tigers went 5-2 at Faurot Field in 2022, only falling to Georgia, the eventual national champion, and Kentucky. The last Time Mizzou dropped more than a pair of home games in a season was 2017, a year in which they still reached the Texas Bowl.
- Mizzou lost to Georgia by four points, the closest regular season victory for the season's undefeated national champion.
- The Tigers have finished with a .500 or better regular season record for six straight seasons, a feat only accomplished six times in program history (2005-11, 1978-83, 1957-69, 1924-29, 1905-10).
- Football's average game day attendance reached 54,525, a seventeen percent increase from last season and the highest since 2015.
- Mizzou finished the season ranked eighth in the country in time of possession, holding the ball for an average of 33:22 per game throughout the season.

### DEFENSE

- Blake Baker's defense allowed just 25.2 PPG, the lowest mark under Drinkwitz and lowest overall since 2019.
- The Tiger defense snagged three interceptions in the first half of the season opener against Louisiana Tech, the first time the feat has been accomplished since the 1982 season opener against Colorado State. The last time the defense had acquired three interceptions in a game was the 2019 matchup with West Virginia.
- Mizzou's defense racked up at least four sacks on five occasions on the season, the most since the 2008 squad did the same.
- Mizzou limited Louisiana Tech to 8 rushing yards on 22 attempts in the season opener, the lowest rushing total for a Mizzou opponent since Colorado had -14 rushing yards on October 31, 2009. The defensive performance was one of only 19 such performances this season.
- Mizzou forced Georgia into a three-and-out situation in their first drive of the game, marking the first time the Bulldogs hadn't scored on the opening drive of the season up to that point, and first three-and-out on their initial possession since the 2022 College Football Playoff National Championship game against Alabama.
- The Tigers also didn't allow a Bulldog touchdown until the fourth quarter, the first time Georgia went three quarters without finding the end zone since the 2019 SEC Championship game against LSU. The last time it took Georgia 50:29 to score a touchdown was October 31, 2015 against Florida.
- Mizzou's defensive unit held their opponent under 120 yards in the first half on

seven occasions on the season; Vanderbilt (120), Kentucky (119), New Mexico State (112), South Carolina (104), Florida (70), Abilene Christian (51).

- Arkansas did not find the endzone in the second half against the Tigers, marking the first time since October of 2021 the Razorbacks didn't cross the goal line after the break.

### OFFENSE

- Brady Cook's 2,724 passing yards on the season was the 11th best season in terms of passing yards in program history, right behind James Franklin's 2,865-yard season in 2011.
- Schrader (692) and Cook (547) became the first Tigers duo to both reach 500 rushing yards since 2018 (Larry Rountree III, 1,216; Damarea Crockett, 709).
- Schrader (9), Cook (7), and Burden (7) are the first trio of Tigers to have each scored at least seven touchdowns from scrimmage since 2017 (Albert Okwuegbunam, J'Mon Moore, Emanuel Hall, Ish Witter).
- Luther Burden III's nine total scores was seventh most by a true freshman nationwide, and second in the SEC to Quinshon Judkins.
- Burden became the seventh Tiger in program history to record a rushing, receiving and punt return score in the same season, and first since Marcus Murphy in 2014.
- Barrett Banister's 43 receptions on the season makes him the third Tiger in program history to have a reception in five consecutive seasons, joining Lamont Downer (1974-78) and George Shorthose (1980-84).
- Brady Cook connected with Dominic Lovett for a 79-yard score against Abilene Christian, the longest play from scrimmage since Drew Lock hit Jonathan Johnson for an 85-yard score in the 2017 Liberty Bowl against Oklahoma State.

### SPECIAL TEAMS

- Kicker Harrison Mevis nailed all 31 PAT attempts on the season and has not missed a PAT in his collegiate career.
- Mevis' 62-career field goals are the second most in program history, only four behind Andrew Baggett (66).
- Mevis' 288-career points puts him at the fourth slot on Mizzou's all-time list (Jeff Wolfert, 362; Tucker McCann, 358; Andrew Baggett, 355).
- Luther Burden III took a 78-yard punt return to the house in the Abilene Christian matchup. Burden is the first Tiger to take a punt return to the house since Richaud Floyd took a 71-yard punt return for six against SEMO in 2019, and the longest since Floyd took an 85-yard punt return the distance against Idaho in 2017.
- Dameon Wilson blocked a punt against Arkansas, the first time a Tiger has done so since September 15, 2015.



## Team Statistics

	MIZ	OPP
<b>Scoring</b>	<b>323</b>	<b>327</b>
Points per game	24.8	25.2
Points Off Turnovers	46	44
<b>First Downs</b>	<b>242</b>	<b>242</b>
Rushing	101	98
Passing	123	116
Penalty	18	28
<b>Rushing Yardage</b>	<b>2024</b>	<b>1632</b>
Yards gained rushing	2376	1972
Yards lost rushing	352	340
Rushing attempts	490	447
Average per rush	4.1	3.7
Average per game	155.7	125.5
TDs Rushing	20	19
<b>Passing Yardage</b>	<b>2783</b>	<b>2787</b>
Comp-Att-Int	251-396-9	235-393-11
Average per pass	7.0	7.1
Average per catch	11.1	11.9
Average per game	214.1	214.4
TDs Passing	14	18
<b>Total offense</b>	<b>4807</b>	<b>4419</b>
Total plays	886	840
Average per play	5.4	5.3
Average per game	369.8	339.9
<b>Kick returns: #-Yards</b>	<b>14-228</b>	<b>11-150</b>
<b>Punt returns: #-Yards</b>	<b>13-147</b>	<b>13-204</b>
<b>Int returns: #-Yards</b>	<b>11-99</b>	<b>9-87</b>
<b>Kick return average</b>	<b>16.3</b>	<b>13.6</b>
<b>Punt return average</b>	<b>11.3</b>	<b>15.7</b>
<b>Int return average</b>	<b>9.0</b>	<b>9.7</b>
<b>Fumbles-Lost</b>	<b>15-12</b>	<b>16-7</b>
<b>Penalties-Yards</b>	<b>101-828</b>	<b>70-553</b>
Average per game	63.7	42.5
<b>Punts-Yards</b>	<b>64-2665</b>	<b>68-2757</b>
Average per punt	41.6	40.5
Net punt average	37.5	38.1
<b>Kickoffs-Yards</b>	<b>70-4309</b>	<b>66-3942</b>
Average per kick	61.6	59.7
Net kick average	39.3	39.7
<b>Time of possession / game</b>	<b>31:05</b>	<b>28:55</b>
<b>3rd-down conversion</b>	<b>77/193</b>	<b>64/186</b>
3rd-down pct	40%	34%
<b>4rd-down conversion</b>	<b>9/19</b>	<b>12/21</b>



	MIZ	OPP
4rd-down pct	47%	57%
<b>Sacks by-Yards</b>	<b>35-210</b>	<b>27-173</b>
<b>Misc Yards</b>	<b>0</b>	<b>0</b>
<b>Touchdowns scored</b>	<b>37</b>	<b>41</b>
<b>Field goals - attempts</b>	<b>22-28</b>	<b>14-23</b>
<b>On-Side kicks</b>	<b>0-0</b>	<b>0-0</b>
<b>Red-zone scores</b>	<b>(38-47) 81%</b>	<b>(35-40) 88%</b>
<b>Red-zone touchdowns</b>	<b>(28-47) 60%</b>	<b>(26-40) 65%</b>
<b>PAT-attempts</b>	<b>(33-33) 100%</b>	<b>(39-41) 95%</b>
<b>2-point conversion-attempts</b>	<b>(1-3) 33%</b>	<b>(0-0) 0%</b>
<b>Attendance</b>	<b>381677</b>	<b>405521</b>
Games / Avg per game	7/54525	5/81104
Neutral site games	-	1/34370

Score by Periods

Team	1st	2nd	3rd	4th	OT	TOT
Missouri	64	125	74	60	0	323
Opponents	65	75	80	104	3	327

GAME-BY-GAME COMPARISON STATS

Opponent	Score	Total	First Downs			Rushing Number-Yards	Passing		Total Offense Plays-Yards	Return Yards	Turn- Overs
			Rush	Pass	Pen		Comp-Att-Int	Yards			
Louisiana Tech	52-24	29 / 19	16 / 3	10 / 13	3 / 3	50-323 / 22-8	20-30-1 / 27-46-3	235 / 336	80-558 / 68-344	81 / 56	2 / 3
Kansas St.	12-40	14 / 18	6 / 12	5 / 5	3 / 1	35-94 / 43-235	15-31-4 / 9-20-0	128 / 101	66-222 / 63-336	30 / 103	4 / 1
Abilene Christian	34-17	18 / 11	7 / 4	11 / 6	0 / 1	41-190 / 27-109	22-31-0 / 19-32-1	297 / 199	72-487 / 59-308	111 / 0	1 / 2
Auburn	14-17	14 / 15	8 / 8	5 / 7	1 / 0	39-133 / 45-82	14-24-1 / 14-21-0	179 / 135	63-312 / 66-217	15 / 28	2 / 0
Georgia	22-26	14 / 28	4 / 10	8 / 15	2 / 3	21-102 / 36-169	20-32-0 / 24-43-0	192 / 312	53-294 / 79-481	29 / 29	0 / 2
Florida	17-24	21 / 13	8 / 8	13 / 4	0 / 1	42-150 / 32-231	22-30-2 / 8-14-1	220 / 66	72-370 / 46-297	21 / 102	3 / 2
Vanderbilt	17-14	19 / 16	8 / 7	10 / 8	1 / 1	40-97 / 28-57	17-25-1 / 22-45-1	211 / 242	65-308 / 73-299	29 / 12	4 / 1
South Carolina	23-10	20 / 14	9 / 5	10 / 7	1 / 2	43-143 / 23-32	17-26-0 / 20-30-1	224 / 171	69-367 / 53-203	24 / 60	0 / 2
Kentucky	17-21	12 / 15	5 / 4	6 / 7	1 / 4	34-89 / 41-82	18-27-0 / 13-19-0	143 / 170	61-232 / 60-252	7 / 37	2 / 0
Tennessee	24-66	16 / 33	6 / 14	7 / 14	3 / 5	36-168 / 37-264	20-34-0 / 28-38-0	221 / 460	70-389 / 75-724	37 / 4	1 / 0
New Mexico St.	45-14	24 / 16	10 / 8	14 / 7	0 / 1	37-182 / 40-144	20-31-0 / 8-21-2	261 / 115	68-443 / 61-259	55 / 20	1 / 2
Arkansas	29-27	19 / 22	7 / 9	11 / 11	1 / 2	39-226 / 38-113	16-26-0 / 20-28-1	242 / 200	65-468 / 66-313	7 / 11	0 / 2
Wake Forest	17-27	22 / 22	7 / 6	13 / 12	2 / 4	33-127 / 35-106	30-49-0 / 23-36-1	230 / 280	82-357 / 71-386	51 / 0	1 / 1
<b>Totals</b>	<b>323-327</b>	<b>242 / 242</b>	<b>101 / 98</b>	<b>123 / 116</b>	<b>18 / 28</b>	<b>490-2024 / 447-1632</b>	<b>251-396-9 / 235-393-11</b>	<b>2783 / 2787</b>	<b>886-4807 / 840-4419</b>	<b>497 / 462</b>	<b>21 / 18</b>

Opponents	3rd Down Conversion	4th Down Conversion	Time of Possession	TOP Margin	Avg Yds/Rush	Avg Yds/Pass	Avg Yds/Play	Punting Number-Avg	Penalties Number-Yards	Sacks
Kansas St.	5-16 / 4-13	1-1 / 2-3	27:59 / 32:01	-04:02	2.7 / 5.5	4.1 / 5.1	3.4 / 5.3	6-41.0 / 4-54.3	8-46.0 / 8-68.0	0 / 1
Abilene Christian	6-15 / 3-14	0-0 / 0-1	34:10 / 25:50	08:20	4.6 / 4.0	9.6 / 6.2	6.8 / 5.2	5-38.2 / 9-39.1	9-85.0 / 1-5.0	0 / 1
Auburn	4-13 / 3-16	1-1 / 3-4	27:18 / 32:42	-05:24	3.4 / 1.8	7.5 / 6.4	5.0 / 3.3	8-48.0 / 8-45.9	7-45.0 / 4-26.0	5 / 4
Georgia	3-13 / 4-13	0-0 / 2-2	25:12 / 34:48	-09:36	4.9 / 4.7	6.0 / 7.3	5.5 / 6.1	5-38.4 / 3-41.0	7-66.0 / 5-55.0	2 / 2
Florida	9-17 / 3-11	0-1 / 1-1	36:09 / 23:51	12:18	3.6 / 7.2	7.3 / 4.7	5.1 / 6.5	3-40.7 / 1-42.0	6-55.0 / 1-5.0	0 / 4
Vanderbilt	7-14 / 7-19	0-0 / 2-4	28:57 / 31:03	-02:06	2.4 / 2.0	8.4 / 5.4	4.7 / 4.1	5-42.2 / 6-43.5	2-10.0 / 5-35.0	1 / 3
South Carolina	8-16 / 5-13	0-0 / 0-0	36:35 / 23:25	13:10	3.3 / 1.4	8.6 / 5.7	5.3 / 3.8	4-39.0 / 6-43.5	6-45.0 / 5-45.0	4 / 1
Kentucky	2-13 / 6-16	1-4 / 0-0	28:55 / 31:05	-02:10	2.6 / 2.0	5.3 / 8.9	3.8 / 4.2	5-40.0 / 7-39.0	7-71.0 / 12-84.0	5 / 2
Tennessee	5-17 / 4-11	1-2 / 1-3	34:00 / 26:00	08:00	4.7 / 7.1	6.5 / 12.1	5.6 / 9.7	9-41.2 / 2-45.5	14-120.0 / 8-59.0	3 / 2
New Mexico St.	9-14 / 8-16	1-2 / 1-2	29:26 / 30:34	-01:08	4.9 / 3.6	8.4 / 5.5	6.5 / 4.2	1-43.0 / 4-35.5	6-39.0 / 4-37.0	2 / 0
Arkansas	5-14 / 5-12	1-1 / 0-0	31:41 / 28:19	03:22	5.8 / 3.0	9.3 / 7.1	7.2 / 4.7	4-43.0 / 4-40.0	10-61.0 / 2-11.0	7 / 2
Wake Forest	8-19 / 6-15	2-5 / 0-0	32:11 / 27:49	04:22	3.8 / 3.0	4.7 / 7.8	4.4 / 5.4	5-38.6 / 7-32.0	9-85.0 / 6-58.0	2 / 4
<b>Totals</b>	<b>77-193 / 64-186</b>	<b>9-19 / 12-21</b>	<b>404:05 / 375:55</b>	<b>28:10</b>	<b>4.1 / 3.7</b>	<b>7.0 / 7.1</b>	<b>5.4 / 5.3</b>	<b>64-41.6 / 68-40.5</b>	<b>101-828.0 / 70-553.0</b>	<b>35 / 27</b>

Note: Game totals are displayed in the format TEAM/OPPONENT for each category





## INDIVIDUAL STATISTICS

## Rushing

Player	gp	att	gain	loss	net	avg	td	lg	avg/g
Cody Schrader	12	152	681	23	658	4.3	8	63	54.8
Brady Cook	13	139	774	189	585	4.2	6	40	45.0
Nathaniel Peat	12	100	493	55	438	4.4	2	34	36.5
Elijah Young	9	19	105	13	92	4.8	0	22	10.2
Luther Burden	13	18	92	4	88	4.9	2	17	6.8
Michael Cox	10	9	47	1	46	5.1	0	17	4.6
BJ Harris	13	8	32	0	32	4.0	1	14	2.5
Tavorus Jones	4	7	26	1	25	3.6	0	11	6.3
Sam Horn	1	1	10	0	10	10.0	0	10	10.0
Dominic Lovett	12	7	25	19	6	0.9	0	18	0.5
Jack Stonehouse	10	1	3	0	3	3.0	0	3	0.3
Tauskie Dove	13	1	0	4	-4	-4.0	0	0	-0.3
Tyler Macon	3	1	0	11	-11	-11.0	0	0	-3.7
Team	13	27	88	32	56	2.1	1	0	4.3
<b>Total</b>	<b>13</b>	<b>490</b>	<b>2376</b>	<b>352</b>	<b>2024</b>	<b>4.1</b>	<b>20</b>	<b>63</b>	<b>155.7</b>
<b>Opponents</b>	<b>13</b>	<b>447</b>	<b>1972</b>	<b>340</b>	<b>1632</b>	<b>3.7</b>	<b>19</b>	<b>42</b>	<b>125.5</b>

## Punt Returns

Player	no.	yds	avg	td	lg
Luther Burden	12	151	12.6	1	78
Dominic Lovett	1	-4	-4.0	0	0
<b>Total</b>	<b>13</b>	<b>147</b>	<b>11.3</b>	<b>1</b>	<b>78</b>
<b>Opponents</b>	<b>13</b>	<b>204</b>	<b>15.7</b>	<b>1</b>	<b>76</b>

## Interceptions

Player	no.	yds	avg	td	lg
Jaylon Carlies	3	14	4.7	0	14
Daylan Carnell	3	41	13.7	1	40
Joseph Charleston	1	29	29.0	1	29
Ty'Ron Hopper	1	15	15.0	0	15
Jalani Williams	1	0	0.0	0	0
Ennis Rakestraw Jr.	1	0	0.0	0	0
Dreyden Norwood	1	0	0.0	0	0
<b>Total</b>	<b>11</b>	<b>99</b>	<b>9.0</b>	<b>2</b>	<b>40</b>
<b>Opponents</b>	<b>9</b>	<b>87</b>	<b>9.7</b>	<b>1</b>	<b>49</b>

## Passing

Player	gp	effic	comp-att-int	pct	yds	td	lg	avg/g
Brady Cook	13	133.2	248-383-7	64.8	2739	14	79	210.7
Jack Abraham	4	33.7	3-8-2	37.5	44	0	17	11.0
Sam Horn	1	0.0	0-2-0	0.0	0	0	0	0.0
Team	13	0.0	0-3-0	0.0	0	0	0	0.0
<b>Total</b>	<b>13</b>	<b>129.5</b>	<b>251-396-9</b>	<b>63.4</b>	<b>2783</b>	<b>14</b>	<b>79</b>	<b>214.1</b>
<b>Opponents</b>	<b>13</b>	<b>128.9</b>	<b>235-393-11</b>	<b>59.8</b>	<b>2787</b>	<b>18</b>	<b>80</b>	<b>214.4</b>

## Kick Returns

Player	no.	yds	avg	td	lg
Nathaniel Peat	6	92	15.3	0	27
Kris Abrams-Draine	6	99	16.5	0	23
Elijah Young	1	16	16.0	0	16
Tavorus Jones	1	21	21.0	0	21
<b>Total</b>	<b>14</b>	<b>228</b>	<b>16.3</b>	<b>0</b>	<b>27</b>
<b>Opponents</b>	<b>11</b>	<b>150</b>	<b>13.6</b>	<b>0</b>	<b>29</b>

## Receiving

Player	gp	no.	yds	avg	td	lg	avg/g
Dominic Lovett	12	56	846	15.1	3	79	70.5
Luther Burden	13	45	375	8.3	6	35	28.8
Barrett Banister	11	44	457	10.4	0	29	41.5
Mookie Cooper	13	26	298	11.5	0	46	22.9
Cody Schrader	12	17	142	8.4	0	29	11.8
Tauskie Dove	13	16	240	15.0	1	46	18.5
Nathaniel Peat	12	10	66	6.6	1	12	5.5
Elijah Young	9	8	39	4.9	0	11	4.3
Mekhi Miller	13	8	128	16.0	0	25	9.8
Demariyon Houston	5	6	39	6.5	1	12	7.8
Tyler Stephens	12	5	54	10.8	1	28	4.5
Kibet Chepyator	13	3	26	8.7	0	14	2.0
Ryan Hoerstkamp	8	2	32	16.0	1	32	4.0
Tavorus Jones	4	2	36	18.0	0	32	9.0
Taj Butts	6	1	10	10.0	0	10	1.7
<b>Total</b>	<b>13</b>	<b>251</b>	<b>2783</b>	<b>11.1</b>	<b>14</b>	<b>79</b>	<b>214.1</b>
<b>Opponents</b>	<b>13</b>	<b>235</b>	<b>2787</b>	<b>11.9</b>	<b>18</b>	<b>80</b>	<b>214.4</b>

## Fumble Returns

Player	no.	yds	avg	td	lg
Daylan Carnell	2	17	8.5	0	11
Dreyden Norwood	1	6	6.0	0	6
Chad Bailey	1	0	0.0	0	0
Ennis Rakestraw Jr.	1	0	0.0	0	0
Dameon Wilson	1	0	0.0	0	0
Arden Walker	1	0	0.0	0	0
<b>Total</b>	<b>7</b>	<b>23</b>	<b>3.3</b>	<b>0</b>	<b>11</b>
<b>Opponents</b>	<b>12</b>	<b>21</b>	<b>1.8</b>	<b>2</b>	<b>18</b>



INDIVIDUAL STATISTICS

Scoring

Player	td	fg	PAT					dpx	saf	pts
			kick	rush	rcv	pass				
Harrison Mevis	-	22-28	33-33	-	-	-	-	-	99	
Luther Burden	9	-	-	-	-	-	-	-	54	
Cody Schrader	8	-	-	-	-	-	-	-	48	
Brady Cook	6	-	-	-	-	1	-	-	36	
Nathaniel Peat	3	-	-	-	-	-	-	-	18	
Dominic Lovett	3	-	-	-	-	-	-	-	18	
Tauskie Dove	1	-	-	-	1	-	-	-	8	
Joseph Charleston	1	-	-	-	-	-	-	-	6	
Daylan Carnell	1	-	-	-	-	-	-	-	6	
BJ Harris	1	-	-	-	-	-	-	-	6	
Ryan Hoerstkamp	1	-	-	-	-	-	-	-	6	
Tyler Stephens	1	-	-	-	-	-	-	-	6	
Demariyon Houston	1	-	-	-	-	-	-	-	6	
<b>Total</b>	<b>37</b>	<b>22-28</b>	<b>33-33</b>	<b>0</b>	<b>1</b>	<b>1</b>	<b>0</b>	<b>0</b>	<b>323</b>	
<b>Opponents</b>	<b>41</b>	<b>14-23</b>	<b>39-41</b>	<b>0</b>	<b>0</b>	<b>0</b>	<b>0</b>	<b>0</b>	<b>327</b>	

Total Offense

Player	g	plays	rush	pass	total	avg/g
Brady Cook	13	522	585	2739	3324	255.7
Cody Schrader	12	152	658	0	658	54.8
Nathaniel Peat	12	100	438	0	438	36.5
Elijah Young	9	19	92	0	92	10.2
Luther Burden	13	18	88	0	88	6.8
Michael Cox	10	9	46	0	46	4.6
Jack Abraham	4	8	0	44	44	11.0
BJ Harris	13	8	32	0	32	2.5
Tavorus Jones	4	7	25	0	25	6.3
Sam Horn	1	3	10	0	10	10.0
Dominic Lovett	12	7	6	0	6	0.5
Jack Stonehouse	10	1	3	0	3	0.3
Tauskie Dove	13	1	-4	0	-4	-0.3
Tyler Macon	3	1	-11	0	-11	-3.7
Team	13	0	56	0	56	4.3
<b>Total</b>	<b>13</b>	<b>886</b>	<b>2024</b>	<b>2783</b>	<b>4807</b>	<b>369.8</b>
<b>Opponents</b>	<b>13</b>	<b>840</b>	<b>1632</b>	<b>2787</b>	<b>4419</b>	<b>339.9</b>

Field Goals

Player	fg	pct.	01-19	20-29	30-39	40-49	50-99	lg	blk
Harrison Mevis	22-28	78.6	1-1	4-6	6-8	7-7	4-6	56	0
<b>Opponents</b>	<b>14-23</b>	<b>60.9</b>	<b>0-0</b>	<b>3-4</b>	<b>8-9</b>	<b>3-8</b>	<b>0-2</b>	<b>48</b>	<b>0</b>

FG Sequence

Team Name	Missouri	Opponents
Louisiana Tech	(31)	(33),50
Kansas St.	(49),(44)	(35),31,(37)
Abilene Christian	(31),52,39,(52)	(39)
Auburn	26	,45,,(39)
Georgia	(41),(49),(22),(52),(56)	(40),(34),(28),(29)
Florida	(28)	(37),50,47
Vanderbilt	(38),36	45,27
South Carolina	(19),21,(50),(32)	(39)
Kentucky	,(44)	43,47
Tennessee	(32)	(48)
New Mexico St.	(43)	
Arkansas	(40),(27),(29),55	(46),(20)
Wake Forest	(35)	

Numbers in (parentheses) indicate field goal was made

Punting

Player	no.	yds	avg	lg	tb	fc	i20	50+	blk
Jack Stonehouse	46	1951	42.4	68	4	18	15	9	0
Sean Koetting	18	714	39.7	57	0	8	6	4	0
<b>Total</b>	<b>64</b>	<b>2665</b>	<b>41.6</b>	<b>68</b>	<b>4</b>	<b>26</b>	<b>21</b>	<b>13</b>	<b>0</b>
<b>Opponents</b>	<b>68</b>	<b>2757</b>	<b>40.5</b>	<b>66</b>	<b>0</b>	<b>20</b>	<b>27</b>	<b>8</b>	<b>1</b>

Kickoffs

Player	no.	yds	avg	tb	ob	retn	net	ydIn
Sean Koetting	69	4244	61.5	55	2			
Harrison Mevis	1	65	65.0	1	0			
<b>Total</b>	<b>70</b>	<b>4309</b>	<b>61.6</b>	<b>56</b>	<b>2</b>	<b>11</b>	<b>39.3</b>	<b>25</b>
<b>Opponents</b>	<b>66</b>	<b>3942</b>	<b>59.7</b>	<b>36</b>	<b>1</b>	<b>15</b>	<b>39.7</b>	<b>25</b>

All Purpose

Player	g	rush	rcv	pr	kr	ir	total	avg/g
Dominic Lovett	12	6	846	-4	0	0	848	70.7
Cody Schrader	12	658	142	0	0	0	800	66.7
Luther Burden	13	88	375	151	0	0	614	47.2
Nathaniel Peat	12	438	66	0	92	0	596	49.7
Brady Cook	13	585	0	0	0	0	585	45.0
Barrett Banister	11	0	457	0	0	0	457	41.5
Mookie Cooper	13	0	298	0	0	0	298	22.9
Tauskie Dove	13	-4	240	0	0	0	236	18.2
Elijah Young	9	92	39	0	16	0	147	16.3
Mekhi Miller	13	0	128	0	0	0	128	9.8
Kris Abrams-Draine	12	0	0	0	99	0	99	8.3
Tavorus Jones	4	25	36	0	21	0	82	20.5
Tyler Stephens	12	0	54	0	0	0	54	4.5
Michael Cox	10	46	0	0	0	0	46	4.6
Daylan Carnell	13	0	0	0	0	41	41	3.2
Demariyon Houston	5	0	39	0	0	0	39	7.8
BJ Harris	13	32	0	0	0	0	32	2.5
Ryan Hoerstkamp	8	0	32	0	0	0	32	4.0



##	Player	gp	Tackles				Sacks	Pass defense			Fumbles		blkd	
			ua	a	tot	tfl/yds	no-yds	int-yds	brup	qbh	fr-yds	ff	kick	saf
1	Jaylon Carlies	13	60	21	81	4-11	1-3	3-14	4	.	.	1	.	.
8	Ty'Ron Hopper	13	59	18	77	13.5-41	2.5-20	1-15	4	6	.	1	.	.
33	Chad Bailey	11	39	18	57	8.5-16	2.5-9	.	3	.	1-0	1	.	.
28	Joseph Charleston	12	39	14	53	3.5-12	1-8	1-29	2	1	.	.	.	.
3	Martez Manuel	12	35	14	49	10-34	4-24	.	1	3	.	1	.	.
14	Kris Abrams-Draine	12	36	12	48	.	.	.	14	.	.	.	.	.
9	Isaiah McGuire	12	24	15	39	13-80	7.5-66	.	.	4	.	1	1	.
7	DJ Coleman	12	23	14	37	8.5-25	4.5-18	.	.	1	.	3	.	.
2	Ennis Rakestraw Jr.	13	27	8	35	4.5-15	.	1-0	12	1	1-0	2	.	.
6	Darius Robinson	13	25	10	35	5.5-21	3.5-18	.	.	3	.	.	.	.
13	Daylan Carnell	13	22	7	29	2-10	.	3-41	6	1	2-17	.	.	.
99	Realus George Jr.	13	14	11	25	3-9	1-5	.	.	2	.	.	.	.
92	Kristian Williams	12	18	7	25	4-10	1-2	.	1	2	.	1	.	.
18	Trajan Jeffcoat	13	14	7	21	2.5-7	1-5	.	.	3	.	.	.	.
10	Dameon Wilson	11	10	6	16	.	.	.	.	.	1-0	.	.	.
0	Jayden Jernigan	12	8	6	14	1.5-8	1-7	.	1	1	.	.	.	.
19	Dreyden Norwood	13	11	3	14	1-7	1-7	1-0	4	.	1-6	.	.	.
90	Josh Landry	12	6	6	12	2-6	0.5-4	.	.	1	.	.	.	.
4	Jalani Williams	12	7	4	11	.	.	1-0	.	.	.	.	.	.
11	Devin Nicholson	12	5	6	11	.	.	.	2	2	.	.	.	.
15	Johnny Walker	7	5	2	7	2-6	2-6	.	.	.	.	.	.	.
5	Tyrone Hopper	11	2	4	6	0.5-0	.	.	.	.	.	.	.	.
55	Arden Walker	11	5	1	6	1.5-2	.	.	.	.	1-0	.	.	.
29	Marcus Clarke	8	1	4	5	.	.	.	.	.	.	.	.	.
22	Will Norris	13	2	2	4	.	.	.	.	.	.	.	.	.
12	DJ Jackson	4	3	.	3	.	.	.	1	.	.	.	.	.
51	Zeke Powell	4	2	.	2	.	.	.	.	.	.	.	.	.
38	Christopher Kreh	13	2	.	2	.	.	.	.	.	.	.	.	.
20	Cody Schrader	12	1	.	1	.	.	.	.	.	.	.	.	.
17	Tyler Hibbler	12	1	.	1	.	.	.	.	.	.	.	.	.
3	Luther Burden	13	1	.	1	.	.	.	.	.	.	.	.	.
90	Sean Koetting	13	1	.	1	.	.	.	.	.	.	.	.	.
54	Luke Griffin	10	1	.	1	.	.	.	.	.	.	.	.	.
8	Nathaniel Peat	12	1	.	1	.	.	.	.	.	.	.	.	.
49	Jake Hoffman	13	.	1	1	.	.	.	.	.	.	.	.	.
94	Marquis Gracial	1	.	1	1	.	.	.	.	.	.	.	.	.
95	Jalen Marshall	1	.	1	1	.	.	.	.	.	.	.	.	.
45	Kibet Chepyator	13	1	.	1	.	.	.	.	.	.	.	.	.
10	Mekhi Miller	13	.	.	.	.	.	.	.	.	.	.	1	.
21	Tyler Jones	3	.	.	.	.	.	.	1	.	.	.	.	.
25	Ja'Marion Wayne	5	.	.	.	.	.	.	1	.	.	.	.	.
	<b>Totals</b>	<b>13</b>	<b>515</b>	<b>224</b>	<b>739</b>	<b>93-329</b>	<b>35-210</b>	<b>11-99</b>	<b>57</b>	<b>31</b>	<b>7-23</b>	<b>11</b>	<b>2</b>	<b>0</b>
	Opponents	13	563	206	769	101-381	27-173	9-87	33	21	12-21	7	0	0



GAME-BY-GAME STATS

Date	Opponent	Rushing				Receiving				Passing				Kick Returns				Punt Returns				tot off	
		no.	yds	td	lg	no.	yds	td	lg	cmp	att	int	yds	td	lg	no.	yds	td	lg	no.	yds		td
09/01/2022	Louisiana Tech	50	323	5	34	20	235	1	29	20-30-1	235	1	29	1	23	0	23	0	0	0	0	0	558
09/10/2022	at Kansas St.	35	94	1	11	15	128	0	39	15-31-4	128	0	39	2	30	0	21	0	0	0	0	0	222
09/17/2022	Abilene Christian	41	190	0	29	22	297	3	79	22-31-0	297	3	79	0	0	0	0	4	111	1	78	487	
09/24/2022	at Auburn	39	133	2	20	14	179	0	40	14-24-1	179	0	40	1	16	0	16	2	-1	0	3	312	
10/01/2022	Georgia	21	102	0	63	20	192	1	46	20-32-0	192	1	46	1	17	0	17	1	6	0	6	294	
10/08/2022	at Florida	42	150	2	28	22	220	0	28	22-30-2	220	0	28	1	21	0	21	0	0	0	0	370	
10/22/2022	Vanderbilt	40	97	1	18	17	211	1	46	17-25-1	211	1	46	0	0	0	0	1	29	0	29	308	
10/29/2022	at South Carolina	43	143	2	23	17	224	0	57	17-26-0	224	0	57	1	16	0	16	1	-3	0	0	367	
11/05/2022	Kentucky	34	89	2	20	18	143	0	35	18-27-0	143	0	35	0	0	0	0	1	7	0	7	232	
11/12/2022	at Tennessee	36	168	0	40	20	221	3	43	20-34-0	221	3	43	3	41	0	17	1	-4	0	0	389	
11/19/2022	New Mexico St.	37	182	2	18	20	261	3	32	20-31-0	261	3	32	2	13	0	13	1	2	0	2	443	
11/25/2022	Arkansas	39	226	2	37	16	242	1	55	16-26-0	242	1	55	0	0	0	0	0	0	0	0	468	
12/23/2022	vs Wake Forest	33	127	1	36	30	230	1	19	30-49-0	230	1	19	2	51	0	27	1	0	0	0	357	
<b>Missouri</b>		<b>490</b>	<b>2024</b>	<b>20</b>	<b>63</b>	<b>251</b>	<b>2783</b>	<b>14</b>	<b>79</b>	<b>251-396-9</b>	<b>2783</b>	<b>14</b>	<b>79</b>	<b>14</b>	<b>228</b>	<b>0</b>	<b>27</b>	<b>13</b>	<b>147</b>	<b>1</b>	<b>78</b>	<b>4807</b>	
<b>Opponents</b>		<b>447</b>	<b>1632</b>	<b>19</b>	<b>42</b>	<b>235</b>	<b>2787</b>	<b>18</b>	<b>80</b>	<b>235-393-11</b>	<b>2787</b>	<b>18</b>	<b>80</b>	<b>11</b>	<b>150</b>	<b>0</b>	<b>29</b>	<b>13</b>	<b>204</b>	<b>1</b>	<b>76</b>	<b>4419</b>	

Date	Opponent	Tackles				Sacks	Fumble		Pass Defense			blkd kick	PAT attempts			off		
		ua	a	total	tfl-yds		no-yds	ff	fr-yds	int-yds	qbh		brup	kick	kick	rush	rcv	saf
09/01/2022	Louisiana Tech	44	8	52	9.0-45	4-30	0	0-0	3-58	2	8	0	7-7	0	0	0	7	52
09/10/2022	at Kansas St.	48	0	48	1.0-1	0-0	1	1-0	0-0	5	0	1	0-0	0	0	0	6	12
09/17/2022	Abilene Christian	38	10	48	3.0-7	0-0	1	1-0	1-0	2	4	0	4-4	0	0	0	7	34
09/24/2022	at Auburn	47	16	63	12.0-52	5-37	2	0-0	0-0	2	1	0	2-2	0	0	0	0	14
10/01/2022	Georgia	48	16	64	9.0-23	2-8	1	2-6	0-0	7	7	0	1-1	0	0	0	3	22
10/08/2022	at Florida	23	24	47	3.0-9	0-0	2	1-0	1-0	1	4	0	2-2	0	0	0	0	17
10/22/2022	Vanderbilt	35	22	57	8.0-19	1-3	1	0-0	1-0	2	11	0	2-2	0	0	0	3	17
10/29/2022	at South Carolina	40	6	46	11.0-45	4-28	2	1-11	1-0	3	4	0	2-2	0	0	0	0	23
11/05/2022	Kentucky	37	30	67	10.0-45	5-39	0	0-0	0-0	0	3	0	0-0	0	1	0	0	17
11/12/2022	at Tennessee	39	28	67	6.0-15	3-12	0	0-0	0-0	3	3	0	3-3	0	0	0	0	24
11/19/2022	New Mexico St.	32	26	58	7.0-16	2-8	0	0-0	2-40	3	5	0	6-6	0	0	0	10	45
11/25/2022	Arkansas	44	16	60	10.0-41	7-36	1	1-6	1-1	0	2	1	2-2	0	0	0	3	29
12/23/2022	vs Wake Forest	40	22	62	4.0-11	2-9	0	0-0	1-0	1	5	0	2-2	0	0	0	7	17
<b>Missouri</b>		<b>515</b>	<b>224</b>	<b>739</b>	<b>93.0-329</b>	<b>35-210</b>	<b>11</b>	<b>7-23</b>	<b>11-99</b>	<b>31</b>	<b>57</b>	<b>2</b>	<b>33-33</b>	<b>0</b>	<b>1</b>	<b>0</b>	<b>46</b>	<b>323</b>
<b>Opponents</b>		<b>563</b>	<b>206</b>	<b>769</b>	<b>101.0-381</b>	<b>27-173</b>	<b>7</b>	<b>12-21</b>	<b>9-87</b>	<b>21</b>	<b>33</b>	<b>0</b>	<b>39-41</b>	<b>0</b>	<b>0</b>	<b>0</b>	<b>44</b>	<b>327</b>

Date	Opponent	Punting									Field Goals			Kickoffs				
		no.	yds	avg	long	blkd	tb	fc	50+	i20	md-att	long	blkd	no.	yds	avg	tb	ob
09/01/2022	Louisiana Tech	4	184	46.0	57	0	0	1	1	1	1-1	31	0	9	555	61.7	8	0
09/10/2022	at Kansas St.	6	246	41.0	51	0	0	2	2	2	2-2	49	0	3	160	53.3	1	0
09/17/2022	Abilene Christian	5	191	38.2	53	0	1	2	2	1	2-4	52	0	7	455	65.0	7	0
09/24/2022	at Auburn	8	384	48.0	68	0	1	1	3	3	0-1	0	0	3	195	65.0	3	0
10/01/2022	Georgia	5	192	38.4	45	0	0	4	0	2	5-5	56	0	7	454	64.9	6	0
10/08/2022	at Florida	3	122	40.7	45	0	1	1	0	1	1-1	28	0	4	260	65.0	4	0
10/22/2022	Vanderbilt	5	211	42.2	50	0	0	2	1	1	1-2	38	0	4	260	65.0	4	0
10/29/2022	at South Carolina	4	156	39.0	41	0	0	2	0	1	3-4	50	0	6	371	61.8	2	1
11/05/2022	Kentucky	5	200	40.0	53	0	0	0	1	2	1-1	44	0	4	125	31.3	0	1
11/12/2022	at Tennessee	9	371	41.2	54	0	0	6	2	2	1-1	32	0	4	255	63.8	3	0
11/19/2022	New Mexico St.	1	43	43.0	43	0	0	1	0	1	1-1	43	0	8	504	63.0	7	0
11/25/2022	Arkansas	4	172	43.0	50	0	1	0	1	2	3-4	40	0	7	455	65.0	7	0
12/23/2022	vs Wake Forest	5	193	38.6	45	0	0	4	0	2	1-1	35	0	4	260	65.0	4	0
<b>Missouri</b>		<b>64</b>	<b>2665</b>	<b>41.6</b>	<b>68</b>	<b>0</b>	<b>4</b>	<b>26</b>	<b>13</b>	<b>21</b>	<b>22-28</b>	<b>56</b>	<b>0</b>	<b>70</b>	<b>4309</b>	<b>61.6</b>	<b>56</b>	<b>2</b>
<b>Opponents</b>		<b>68</b>	<b>2757</b>	<b>40.5</b>	<b>66</b>	<b>1</b>	<b>0</b>	<b>20</b>	<b>8</b>	<b>27</b>	<b>14-23</b>	<b>48</b>	<b>0</b>	<b>66</b>	<b>3942</b>	<b>59.7</b>	<b>36</b>	<b>1</b>



OPPONENT GAME-BY-GAME STATS

Table with columns: Date, Opponent, Rushing (no., yds, td, lg), Receiving (no., yds, td, lg), Passing (cmp-att-int, yds, td, lg), Kick Returns (no., yds, td, lg), Punt Returns (no., yds, td, lg), tot off. Rows include game dates from 09/01/2022 to 12/23/2022 and summary rows for Opponents and Missouri.

Table with columns: Date, Opponent, Tackles (ua, a, total), Sacks (no-yds), Fumble (ff, fr-yds), Pass Defense (int-yds, qbh, brup), blkd (kick), PAT attempts (kick, rush, rcv), saf, t/o, pts, off. Rows include game dates from 09/01/2022 to 12/23/2022 and summary rows for Opponents and Missouri.

Table with columns: Date, Opponent, Punting (no., yds, avg, long, blkd, tb, fc, 50+, i20), Field Goals (md-att, long, blkd), Kickoffs (no., yds, avg, tb, ob). Rows include game dates from 09/01/2022 to 12/23/2022 and summary rows for Opponents and Missouri.



PLAYER PARTICIPATION

##	Player	GP-GS	LATech	KState	ACU	AUB	UGa	UF	Vandy	USC	UK	UT	NMSU	Ark	WF
0	Jayden Jernigan	12/4	START	START	...	START	START	XXX	XXX	XXX	XXX	XXX	XXX	XXX	XXX
0	BJ Harris	13/0	XXX	XXX	XXX	XXX	XXX	XXX	XXX	XXX	XXX	XXX	XXX	XXX	XXX
1	Tauskie Dove	13/10	START	START	START	START	START	START	START	XXX	XXX	START	START	START	XXX
1	Jaylon Carlies	13/13	START	START	START	START	START	START	START	START	START	START	START	START	START
2	Ennis Rakestraw Jr.	13/13	START	START	START	START	START	START	START	START	START	START	START	START	START
2	Chance Luper	0/0	...	...	...	...	...	...	...	...	...	...	...	...	...
3	Martez Manuel	12/12	START	START	START	START	START	START	START	START	START	START	START	START	...
3	Luther Burden	13/10	START	XXX	XXX	START	START	XXX	START	START	START	START	START	START	START
4	Jalani Williams	12/1	XXX	XXX	XXX	XXX	XXX	XXX	XXX	XXX	XXX	XXX	XXX	START	...
4	Elijah Young	9/0	XXX	XXX	XXX	...	...	...	XXX	XXX	XXX	XXX	...	XXX	XXX
5	Tyrone Hopper	11/0	XXX	XXX	XXX	XXX	XXX	XXX	XXX	XXX	XXX	XXX	...	...	XXX
5	Mookie Cooper	13/4	XXX	START	START	XXX	XXX	START	XXX	XXX	XXX	XXX	XXX	XXX	START
6	Darius Robinson	13/10	START	START	XXX	XXX	XXX	START	START	START	START	START	START	START	START
6	Tyler Macon	3/0	...	...	...	...	...	XXX	...	...	XXX	XXX	...	...	...
7	DJ Coleman	12/3	XXX	XXX	XXX	XXX	XXX	XXX	XXX	XXX	XXX	START	START	START	...
7	Dominic Lovett	12/6	START	XXX	XXX	START	START	XXX	START	START	XXX	START	XXX	XXX	...
8	Nathaniel Peat	12/4	XXX	XXX	START	START	XXX	START	START	...	XXX	XXX	XXX	XXX	XXX
8	Ty/Ron Hopper	13/12	START	START	START	START	START	START	START	START	START	START	XXX	START	START
9	Isaiah McGuire	12/12	START	START	START	START	START	START	START	START	START	START	START	START	...
10	Dameon Wilson	11/2	XXX	XXX	XXX	XXX	START	START	XXX	...	XXX	XXX	XXX	...	XXX
10	Mekhi Miller	13/3	XXX	XXX	XXX	XXX	XXX	XXX	XXX	START	START	XXX	XXX	START	XXX
11	Barrett Banister	11/5	XXX	XXX	START	XXX	START	...	XXX	XXX	START	XXX	START	...	START
11	Devin Nicholson	12/0	XXX	XXX	XXX	XXX	XXX	XXX	XXX	XXX	XXX	XXX	XXX	XXX	...
12	Brady Cook	13/13	START	START	START	START	START	START	START	START	START	START	START	START	START
12	DJ Jackson	4/0	XXX	XXX	XXX	XXX	...	...	...	...	...	...	...	...	...
13	Daylan Carnell	13/1	XXX	XXX	XXX	XXX	XXX	XXX	XXX	XXX	XXX	XXX	XXX	XXX	START
14	Kris Abrams-Draine	12/12	START	START	START	START	START	...	START	START	START	START	START	START	START
14	Brett Brown	0/0	...	...	...	...	...	...	...	...	...	...	...	...	...
15	Johnny Walker	7/0	XXX	...	XXX	...	...	...	XXX	...	...	XXX	XXX	XXX	XXX
15	Tommy Lock	0/0	...	...	...	...	...	...	...	...	...	...	...	...	...
16	Jack Abraham	4/0	XXX	XXX	XXX	...	...	...	...	...	...	...	XXX	...	...
16	Travion Ford	0/0	...	...	...	...	...	...	...	...	...	...	...	...	...
17	Taj Butts	6/1	...	...	...	...	XXX	XXX	XXX	START	XXX	XXX	...	...	...
17	Tyler Hibbler	12/0	XXX	XXX	XXX	...	XXX	XXX	XXX	XXX	XXX	XXX	XXX	XXX	XXX
18	Trajan Jeffcoat	13/11	START	START	START	START	START	START	START	START	START	XXX	START	XXX	START
18	Demariyon Houston	5/0	...	...	...	...	...	...	...	...	XXX	XXX	XXX	XXX	XXX
19	Dreyden Norwood	13/1	XXX	XXX	XXX	XXX	XXX	START	XXX	XXX	XXX	XXX	XXX	XXX	XXX
20	Cody Schrader	12/10	START	START	XXX	START	START	START	XXX	START	START	START	START	...	START
20	LJ Hewitt	1/0	XXX	...	...	...	...	...	...	...	...	...	...	...	...
21	Tyler Jones	3/0	XXX	...	XXX	...	...	...	...	...	...	...	XXX	...	...
21	Sam Horn	1/0	...	...	...	...	...	...	...	...	...	...	XXX	...	...
22	Will Norris	13/0	XXX	XXX	XXX	XXX	XXX	XXX	XXX	XXX	XXX	XXX	XXX	XXX	XXX
22	Tavorus Jones	4/0	...	...	XXX	...	...	XXX	...	...	...	...	XXX	...	XXX
24	Marcus Scott II	0/0	...	...	...	...	...	...	...	...	...	...	...	...	...
25	Ja'Marion Wayne	5/0	XXX	...	...	...	XXX	...	...	...	XXX	...	...	XXX	XXX
26	Xavier Simmons	1/0	...	...	...	...	...	...	...	...	...	...	XXX	...	...
28	Joseph Charleston	12/12	START	START	START	START	START	START	START	START	START	START	START	...	START
29	Marcus Clarke	8/0	...	...	XXX	XXX	...	XXX	...	XXX	XXX	XXX	XXX	XXX	...
31	Zach Lovett	10/0	...	...	XXX	XXX	XXX	XXX	XXX	XXX	XXX	XXX	XXX	XXX	...
31	Anthony Favrow	0/0	...	...	...	...	...	...	...	...	...	...	...	...	...
32	Ky Montgomery	0/0	...	...	...	...	...	...	...	...	...	...	...	...	...
33	Chad Bailey	11/11	START	START	START	START	...	...	START	START	START	START	START	START	START
33	Bryce Jackson	0/0	...	...	...	...	...	...	...	...	...	...	...	...	...
34	Davion Sistrunk	0/0	...	...	...	...	...	...	...	...	...	...	...	...	...
35	Michael Cox	10/0	XXX	XXX	XXX	XXX	XXX	XXX	XXX	XXX	XXX	...	...	...	XXX
35	Boyton Cheney	0/0	...	...	...	...	...	...	...	...	...	...	...	...	...
36	Tucker Miller	0/0	...	...	...	...	...	...	...	...	...	...	...	...	...
38	Justin Efebera	1/0	...	...	...	...	...	...	...	...	...	...	...	...	XXX
38	Christopher Kreh	13/0	XXX	XXX	XXX	XXX	XXX	XXX	XXX	XXX	XXX	XXX	XXX	XXX	XXX
39	Caimin Hayes	10/0	XXX	...	XXX	XXX	XXX	XXX	XXX	XXX	...	...	XXX	XXX	XXX



PLAYER PARTICIPATION

##	Player	GP-GS	LATech	KState	ACU	AUB	UGa	UF	Vandy	USC	UK	UT	NMSU	Ark	WF
40	Damon Johanns	0/0	...	...	...	...	...	...	...	...	...	...	...	...	...
41	Zach Hahn	0/0	...	...	...	...	...	...	...	...	...	...	...	...	...
41	Carmycah Glass	1/0	...	...	...	...	...	...	...	...	...	...	...	...	XXX
43	Isaac Thompsom	2/0	...	...	...	...	...	XXX	...	...	...	...	XXX	...	...
45	Kibet Chepyator	13/2	XXX	START	START	XXX	XXX	XXX	XXX	XXX	XXX	XXX	XXX	XXX	XXX
45	DJ Wesolak	5/0	...	...	...	...	...	...	...	...	XXX	XXX	XXX	XXX	XXX
47	Daniel Hawthorne	7/0	XXX	XXX	XXX	XXX	XXX	XXX	XXX	...	...	...	...	...	...
48	Ethan Wood	0/0	...	...	...	...	...	...	...	...	...	...	...	...	...
49	Jake Hoffman	13/0	XXX	XXX	XXX	XXX	XXX	XXX	XXX	XXX	XXX	XXX	XXX	XXX	XXX
50	Hyrin White	0/0	...	...	...	...	...	...	...	...	...	...	...	...	...
51	Zeke Powell	4/4	START	START	START	START	...	...	...	...	...	...	...	...	...
52	Vic Garrido	0/0	...	...	...	...	...	...	...	...	...	...	...	...	...
54	Luke Griffin	10/0	XXX	XXX	...	XXX	...	...	XXX	XXX	XXX	XXX	XXX	XXX	XXX
55	Arden Walker	11/1	XXX	XXX	XXX	XXX	XXX	XXX	XXX	XXX	...	XXX	XXX	...	START
55	Connor Tollison	13/13	START	START	START	START	START	START	START	START	START	START	START	START	START
56	Nate Norris	0/0	...	...	...	...	...	...	...	...	...	...	...	...	...
57	Jack Kautz	0/0	...	...	...	...	...	...	...	...	...	...	...	...	...
58	MaKyli Lee	0/0	...	...	...	...	...	...	...	...	...	...	...	...	...
59	Nathan Lund	0/0	...	...	...	...	...	...	...	...	...	...	...	...	...
60	D.J. Bullard	0/0	...	...	...	...	...	...	...	...	...	...	...	...	...
61	Richard Taylor	3/0	XXX	...	...	...	...	...	...	...	...	...	XXX	...	XXX
63	Isaac Zatechka	0/0	...	...	...	...	...	...	...	...	...	...	...	...	...
64	Bobby Lawrence	13/0	XXX	XXX	XXX	XXX	XXX	XXX	XXX	XXX	XXX	XXX	XXX	XXX	XXX
65	Trenton Sederwall	0/0	...	...	...	...	...	...	...	...	...	...	...	...	...
66	Connor Wood	13/12	START	START	START	XXX	START	START	START	START	START	START	START	START	START
67	Xavier Machado	0/0	...	...	...	...	...	...	...	...	...	...	...	...	...
68	Jack McGarry	0/0	...	...	...	...	...	...	...	...	...	...	...	...	...
69	Drake Heismeyer	13/0	XXX	XXX	XXX	XXX	XXX	XXX	XXX	XXX	XXX	XXX	XXX	XXX	XXX
70	EJ Ndoma-Ogar	6/2	...	XXX	XXX	...	XXX	XXX	...	START	START	...	...	...	...
71	Valen Erickson	0/0	...	...	...	...	...	...	...	...	...	...	...	...	...
72	Xavier Delgado	12/12	START	START	...	START	START	START	START	START	START	START	START	START	START
73	Tristan Wilson	0/0	...	...	...	...	...	...	...	...	...	...	...	...	...
75	Mitchell Walters	13/4	XXX	XXX	XXX	START	START	START	START	XXX	XXX	XXX	XXX	XXX	XXX
76	Javon Foster	11/11	START	START	...	START	START	START	START	START	START	START	START	...	START
77	Curtis Peagler	0/0	...	...	...	...	...	...	...	...	...	...	...	...	...
79	Armand Membou	10/4	XXX	...	...	XXX	XXX	XXX	XXX	XXX	START	START	START	...	START
80	Tyler Stephens	12/6	START	START	XXX	XXX	XXX	START	START	XXX	XXX	START	...	XXX	START
81	Shawn Hendershot	2/0	...	...	...	...	...	...	XXX	...	...	...	XXX	...	...
81	Jack Meyer	0/0	...	...	...	...	...	...	...	...	...	...	...	...	...
82	Logan Muckey	12/0	XXX	XXX	...	XXX	XXX	XXX	XXX	XXX	XXX	XXX	XXX	XXX	XXX
84	Ryan Hoerstkamp	8/1	XXX	...	XXX	...	...	...	XXX	XXX	XXX	XXX	START	...	XXX
87	Gavin McKay	0/0	...	...	...	...	...	...	...	...	...	...	...	...	...
88	Jason Skivers	0/0	...	...	...	...	...	...	...	...	...	...	...	...	...
88	Max Whisner	1/0	...	...	...	...	...	...	...	...	...	...	XXX	...	...
89	Micah Manning	3/0	...	...	...	...	...	XXX	...	...	...	...	XXX	...	XXX
90	Sean Koetting	13/0	XXX	XXX	XXX	XXX	XXX	XXX	XXX	XXX	XXX	XXX	XXX	XXX	XXX
90	Josh Landry	12/0	XXX	XXX	XXX	XXX	XXX	XXX	XXX	...	XXX	XXX	XXX	XXX	XXX
91	Ian Mathews	0/0	...	...	...	...	...	...	...	...	...	...	...	...	...
92	Kristian Williams	12/10	XXX	XXX	START	START	START	START	START	START	START	START	START	...	START
92	Harrison Mevis	13/0	XXX	XXX	XXX	XXX	XXX	XXX	XXX	XXX	XXX	XXX	XXX	XXX	XXX
93	Luke Bauer	0/0	...	...	...	...	...	...	...	...	...	...	...	...	...
93	Andrew Serrano	0/0	...	...	...	...	...	...	...	...	...	...	...	...	...
94	Marquis Gracial	1/0	...	...	...	...	...	...	...	...	...	...	XXX	...	...
95	Jalen Marshall	1/0	...	...	...	...	...	...	...	...	...	...	XXX	...	...
96	Nick Quadrini	0/0	...	...	...	...	...	...	...	...	...	...	...	...	...
97	Daniel Robledo	3/0	XXX	...	XXX	...	...	...	...	...	...	...	XXX	...	...
97	Jack Stonehouse	10/0	...	...	XXX	XXX	XXX	XXX	XXX	XXX	XXX	XXX	XXX	XXX	...
99	Realus George Jr.	13/0	XXX	XXX	XXX	XXX	XXX	XXX	XXX	XXX	XXX	XXX	XXX	XXX	XXX



YEAR-BY-YEAR RECORD

YEAR	COACH	OVERALL			CONFERENCE				PF	PA	CAPTAIN(S)
		W	L	T	W	L	T	FINISH			
1890	A.L. McRae (1)	2	1	0	-	-	-	-	112	34	William R. Litterill
1891	Hal Reed (2)	3	1	0	-	-	-	-	108	28	Curtis Hill
1892	E.H. Jones (3)	1	2	0	-	-	-	-	28	18	D. Lee Shawhan
1893	H.L. Robinson (4)	4	3	0	-	-	-	-	148	126	Charles E. Young
1894	H.L. Robinson	4	3	0	-	-	-	-	134	108	Charles E. Young
1895	C.D. "Pop" Bliss (5)	7	1	0	-	-	-	-	156	42	Charles E. Young
1896	Frank Patterson (6)	7	5	0	-	-	-	-	240	78	Thomas R. Shawhan
1897	Charles Young (7)	5	6	0	-	-	-	-	112	143	Adam Hill
1898	David L. Fultz (8)	1	4	1	-	-	-	-	33	98	Thomas P. Howard
1899	David L. Fultz	9	2	0	-	-	-	-	242	56	John Kramer
1900	Fred Murphy (9)	4	4	1	-	-	-	-	72	81	Carl Kruse
1901	Fred Murphy	2	6	1	-	-	-	-	30	155	Charles Washer
1902	Pat O'Dea (10)	5	3	0	-	-	-	-	99	80	Thomas M. Ellis
1903	John F. McLean (11)	1	7	1	-	-	-	-	46	83	Abner Birney
1904	John F. McLean	3	6	0	-	-	-	-	71	130	Homer J. Haggard
1905	John F. McLean	5	4	0	-	-	-	-	94	79	Harvey W. Anderson
1906	W.J. Monilaw (12)	5	2	1	-	-	-	-	116	44	B.W. Tilman
1907	W.J. Monilaw	7	2	0	1	2	0	4th	278	41	Edwin L. Miller
1908	W.J. Monilaw	6	2	0	3	2	0	4th	196	45	Edwin L. Miller
1909	William W. Roper (13)	7	0	1	4	0	1	1st	86	36	Carl L. Ristine
1910	W. Hollenbeck (14)	4	2	2	2	1	1	3rd	77	17	Franklin Thatcher
1911	Chester L. Brewer (15)	2	4	2	0	2	2	5th	61	67	Glen B. Shuck
1912	Chester L. Brewer	5	3	0	2	3	0	4th	135	69	Clarence P. Lemire
1913	Chester L. Brewer	7	1	0	4	0	0	1st	193	67	Charles R. Wilson
1914	H.F. Schulte (16)	5	3	0	4	1	0	2nd	128	48	James A. Clay
1915	H.F. Schulte	2	5	1	1	3	1	5th	72	102	Jacob Speelman
1916	H.F. Schulte	6	1	1	3	1	1	2nd	112	21	Harry S. Lansing
1917	H.F. Schulte	3	5	0	2	4	0	5th	98	124	Paul Hamilton
1918	No Varsity Schedule (Influenza Epidemic)										
1919	John F. Miller (17)	5	1	2	4	0	1	1st	91	42	Anton Stankowski
1920	Miller/Phelan	7	1	0	5	1	0	2nd	156	61	Charles L. Lewis
1921	James Phelan (18)	6	2	0	4	2	0	T-2nd	136	50	Herbert Blumer
1922	Thomas Kelly (19)	5	3	0	4	3	0	4th	98	90	Herbert Bunker
1923	Gwinn Henry (20)	2	3	3	1	3	2	8th	31	40	Clyde Smith
1924	Gwinn Henry	7	2	0	5	1	0	1st	110	41	Arthur D. Bond
1925	Gwinn Henry	6	1	1	5	1	0	1st	110	44	Sam Whiteman
1926	Gwinn Henry	5	1	2	3	1	1	T-3rd	122	33	Carl Bacchus
1927	Gwinn Henry	7	2	0	5	1	0	1st	129	90	George Flamank
1928	Gwinn Henry	4	4	0	3	2	0	T-2nd	138	102	Miller Brown
1929	Gwinn Henry	5	2	1	3	1	1	2nd	78	28	John Waldorf
1930	Gwinn Henry	2	5	2	1	2	2	5th	41	132	Leonard McGirl
1931	Gwinn Henry	2	8	0	1	4	0	T-5th	72	183	Frank Bittner
1932	Frank Carideo (21)	1	7	1	1	3	1	5th	32	184	Kenneth Kirby
1933	Frank Carideo	1	8	0	0	5	0	6th	58	193	Charles Schiele
1934	Frank Carideo	0	8	1	0	5	0	6th	25	172	Herbert Grenda
1935	Don Faurot (22)	3	3	3	0	2	3	6th	97	77	Clair Houston
1936	Don Faurot	6	2	1	3	1	1	2nd	107	74	Al Londe
1937	Don Faurot	3	6	1	2	2	1	4th	42	64	Maurice Kirk
1938	Don Faurot	6	3	0	2	3	0	T-3rd	111	82	Frank Dickerson, Ray Moss
1939	Don Faurot	8	2	0	5	0	0	1st	155	79	Kenneth Ha
1940	Don Faurot	6	3	0	3	2	0	3rd	213	135	Jack Crocker
1941	Don Faurot	8	2	0	5	0	0	1st	226	39	Darold Jenkins
1942	Don Faurot	8	3	1	4	0	1	1st	288	107	Don Reece
1943	Chauncey Simpson (23)	3	5	0	3	2	0	T-2nd	170	142	Game Captains
1944	Chauncey Simpson	3	5	2	2	1	2	3rd	176	224	Paul Collins
1945	Chauncey Simpson	6	4	0	5	0	0	1st	170	174	Game Captains
1946	Don Faurot	5	4	1	3	2	0	T-3rd	158	166	Ralph Stewart
1947	Don Faurot	6	4	0	3	2	0	3rd	240	116	Verlie Abrams, Roland Oakes
1948	Don Faurot	8	3	0	5	1	0	2nd	331	161	Chester Fritz
1949	Don Faurot	7	4	0	5	1	0	2nd	264	225	Bob Fuchs
1950	Don Faurot	4	5	1	3	2	1	3rd	166	215	Bob Ebinger, Bronko Marusic
1951	Don Faurot	3	7	0	2	4	0	T-4th	169	292	Bill Fuchs, Lowe Wren Jr.
1952	Don Faurot	5	5	0	5	1	0	2nd	147	159	Bob Castle, Bob Schoonmaker
1953	Don Faurot	6	4	0	4	2	0	T-2nd	130	116	Charles Phillips, Bob Schoonmaker, Loyd Brown
1954	Don Faurot	4	5	1	3	2	1	T-3rd	198	261	Vic Eaton, Charles Bull
1955	Don Faurot	1	9	0	1	5	0	7th	92	192	Hal Burnine, Tony Karakas
1956	Don Faurot	4	5	1	3	2	1	3rd	200	183	Jimmy Hunter
1957	Frank Broyles (24)	5	4	1	3	3	0	T-3rd	149	157	Ken Clemensen, Don Hopkins, Merv Johnson
1958	Dan Devine (25)	5	4	1	4	1	1	2nd	164	141	Don Chadwick, Charlie Rush
1959	Dan Devine	6	5	0	4	2	0	2nd	125	124	Mike Magac, Tom Swaney





YEAR	COACH	OVERALL			CONFERENCE				PF	PA	CAPTAIN(S)
		W	L	T	W	L	T	FINISH			
1960	Dan Devine	11	0	0	7	0	0	1st	295	93	Ed Mehrer, Don Smith, Bill Wegener
1961	Dan Devine	7	2	1	5	2	0	T-2nd	124	57	Paul Henley
1962	Dan Devine	8	1	2	5	1	1	2nd	204	62	Jerry Wallach, Tom Hertz, Andy Russell
1963	Dan Devine	7	3	0	5	2	0	3rd	151	86	Paul Underhill, Gene Oliver
1964	Dan Devine	6	3	1	4	2	1	4th	142	88	Gus Otto
1965	Dan Devine	8	2	1	6	1	0	2nd	223	101	Johnny Roland, Carl Reece, Bruce Van Dyke
1966	Dan Devine	6	3	1	4	2	1	T-3rd	121	116	Jim Whitaker, Bill Powell
1967	Dan Devine	7	3	0	4	3	0	4th	134	76	Gary Kombrink, John Douglas
1968	Dan Devine	8	3	0	5	2	0	3rd	308	136	Carl Garber
1969	Dan Devine	9	2	0	6	1	0	T-1st	365	191	Jon Staggers, Sam Adams
1970	Dan Devine	5	6	0	3	4	0	T-4th	243	223	Nip Weisenfels, Joe Moore
1971	Al Onofrio (26)	1	10	0	0	7	0	8th	93	260	Sam Britts, John Cowan, Mike McKee
1972	Al Onofrio	6	6	0	4	3	0	T-4th	219	311	Dan McDonough, Scott Sodergren
1973	Al Onofrio	8	4	0	3	4	0	5th	219	152	Jim Schnietz, John Moseley
1974	Al Onofrio	7	4	0	5	2	0	T-2nd	204	217	Scott Pickens, Steve Sadich
1975	Al Onofrio	6	5	0	3	4	0	T-5th	282	241	Bob McRoberts, Tony Galbreath
1976	Al Onofrio	6	5	0	3	4	0	6th	246	241	Curtis Brown, Tom Hodge, Steve Pisarkiewicz
1977	Al Onofrio	4	7	0	3	4	0	5th	195	180	Keith Morissey, James Taylor
1978	Warren Powers (27)	8	4	0	4	3	0	T-3rd	368	236	Pete Allard, Chris Garlich
1979	Warren Powers	7	5	0	3	4	0	4th	260	166	Mark Jones, Kurt Petersen
1980	Warren Powers	8	4	0	5	2	0	3rd	333	175	Johnnie Poe, Howard Richards
1981	Warren Powers	8	4	0	3	4	0	5th	276	159	Brad Elelman, Van Darkow
1982	Warren Powers	5	4	2	2	3	2	5th	207	196	Andy Ekern, Kevin Potter
1983	Warren Powers	7	5	0	5	2	0	T-2nd	292	202	Conrad Goode, Jay Wilson
1984	Warren Powers	3	7	1	2	4	1	T-5th	310	301	Jerome Caver, Phil Greenfield
1985	Woody Widenhofer (28)	1	10	0	1	6	0	T-7th	206	342	Marlon Adler, Dave Kniptash, Dick Chapura, Buck Stinson
1986	Woody Widenhofer	3	8	0	2	5	0	6th	196	314	John Clay, Phil Pettey, Dick Chapura, Erik McMillan
1987	Woody Widenhofer	5	6	0	3	4	0	5th	226	209	Jeff Rigman, Darrell Wallace, Erik McMillan
1988	Woody Widenhofer	3	7	1	2	5	0	6th	234	330	Carl Bax, Curtis Wilson, Steve Vandegrift, Darryl Darling
1989	Bob Stull (29)	2	9	0	1	6	0	7th	171	363	Andy Lock, Tommie Stowers, Adrian Jones, Darren MacDonald
1990	Bob Stull	4	7	0	2	5	0	T-6th	278	360	Michael Jones, Kent Kiefer
1991	Bob Stull	3	7	1	1	6	0	7th	223	403	Don Wright, Tom Reiner
1992	Bob Stull	3	8	0	2	5	0	T-6th	214	269	V. Bailey, Mike Bedosky, Maurice Benson, Kent Gardner, Mike Ringgenberg
1993	Bob Stull	3	7	1	2	5	0	T-6th	192	344	Mike Bedosky, George Hunt, Rick Lyle, Jason Oliver
1994	Larry Smith (30)	3	8	1	2	5	0	6th	208	323	Jeff Handy, Chris Singletary
1995	Larry Smith	3	8	0	1	6	0	T-7th	186	311	Antwan Johnson, Steve Martin
1996	Larry Smith	5	6	0	3	5	0	4th	278	376	Russ Appel, DeMontie Cross
1997	Larry Smith	7	5	0	5	3	0	3rd	368	332	Brian Cracraft, Brock Olivo
1998	Larry Smith	8	4	0	5	3	0	T-2nd	300	205	Corby Jones, Harold Piersey, Devin West
1999	Larry Smith	4	7	0	1	7	0	T-5th	224	371	Barry Odom, Rob Riti
2000	Larry Smith	3	8	0	2	6	0	T-5th	255	348	Joe Glauberman, Julian Jones
2001	Gary Pinkel (31)	4	7	0	3	5	0	T-4th	240	330	D. Blakley, J. Bland, M. Hayes, C. Jones, D. Monroe, J. Robinson
2002	Gary Pinkel	5	7	0	2	6	0	5th	360	352	Sean Doyle, Justin Gage, James Kinney, A.J. Ricker
2003	Gary Pinkel	8	5	0	4	4	0	3rd	399	287	Terrence Curry, James Kinney, A.J. Ricker, Brad Smith
2004	Gary Pinkel	5	6	0	3	5	0	T-3rd	256	215	Atiyah Ellison, James Kinney, Brad Smith, Beau Viehmann
2005	Gary Pinkel	7	5	0	4	4	0	T-2nd	369	350	Derrick Ming, Tony Palmer, Jason Simpson, Brad Smith, Calvin Washington
2006	Gary Pinkel	8	5	0	4	4	0	T-2nd	391	254	Mike Cook, Brad Ekwerekwu, Dedrick Harrington, David Overstreet
2007	Gary Pinkel	12	2	0	7	1	0	1st	558	326	Pig Brown, Jason Ray, Martin Rucker, Lorenzo Williams
2008	Gary Pinkel	10	4	0	5	3	0	1st	591	381	Chase Daniel, Ziggy Hood, William Moore, Tommy Saunders
2009	Gary Pinkel	8	5	0	4	4	0	2nd	377	330	Danario Alexander, Jaron Baston, Kurtis Gregory, Sean Weatherspoon
2010	Gary Pinkel	10	3	0	6	2	0	T-1st	388	209	Tim Barnes, Luke Lambert, Kevin Rutland
2011	Gary Pinkel	8	5	0	5	4	0	5th	427	306	Michael Egnaw, Elvis Fisher, Jerrell Jackson, Kenji Jackson, Jacquies Smith
2012	Gary Pinkel	5	7	0	2	6	0	5th	309	341	Will Ebner, Elvis Fisher, Zaviar Gooden, T.J. Moe
2013	Gary Pinkel	12	2	0	7	1	0	1st	548	323	James Franklin, E.J. Gaines, L'Damian Washington, Andrew Wilson
2014	Gary Pinkel	11	3	0	7	1	0	1st	389	295	Markus Golden, Mitch Morse, Bud Sasser, Braylon Webb
2015	Gary Pinkel	06	7	0	0	7	0	T-6th	163	194	Evan Boehm, Kenya Dennis, Russell Hansbrough, Ian Simon
2016	Barry Odom (32)	06	8	0	0	6	0	7th	377	378	Sean Culkin, Charles Harris, Drew Lock, Michael Scherer
2017	Barry Odom	7	6	0	4	4	0	T-3rd	488	414	Paul Adams, Eric Beisel, Jordan Harold, Drew Lock
2018	Barry Odom	8	5	0	4	4	0	T-4th	476	331	Paul Adams, Terry Beckner, Jr., Cale Garrett, Drew Lock
2019	Barry Odom	6	6	0	3	5	0	T-4th	304	233	Kelly Bryant, Jordan Elliott, Cale Garrett, Larry Rountree III
2020	Elijah Drinkwitz (33)	5	5	0	5	5	0	3rd	267	323	Nick Bolton, Case Cook, Larry Rountree III
2021	Elijah Drinkwitz	6	7	0	3	5	0	T-4th	378	440	Tyler Badie, Connor Bazalak, Case Cook, Martez Manuel
2022	Elijah Drinkwitz	6	7	0	3	5	0	T-4th	323	327	Chad Bailey, Barrett Banister, Brady Cook, Tauskie Dove, Javon Foster, Martez Manuel, Isaiah McGuire, Darius Robinson

**131-YEAR TOTALS**                      **693 586 52**    **375 340 32**    --    **27,043 23,615**

*6 - Due to NCAA action, MU vacated five wins from the 2015 season (5-7 overall, 1-7 SEC) and four wins from the 2016 season (4-8 overall, 2-6 SEC).*



MEMORIAL STADIUM ATTENDANCE FACTS

YEAR	GAMES	ATTEN.	AVERAGE
1926	4	Data not available	
1927	4	Data not available	
1928	4	45,000	11,250
1929	4	44,000	11,000
1930	4	43,000	10,750
1931	3	19,500	6,500
1932	4	34,000	8,500
1933	5	32,000	6,400
1934	4	33,500	8,375
1935	6	41,222	6,870
1936	4	43,500	10,875
1937	4	48,500	12,125
1938	4	43,000	10,750
1939	4	62,500	15,625
1940	4	58,000	14,500
1941	4	63,000	15,750
1942	4	25,885	6,471
1943	3	17,000	5,667
1944	3	12,900	4,300
1945	3	42,500	14,167
1946	4	70,000	17,500
1947	4	85,500	21,375
1948	4	107,392	26,848
1949	4	114,652	28,663
1950	5	142,000	28,400
1951	5	103,071	20,614
1952	5	111,096	22,219
1953	5	119,474	23,895
1954	5	125,530	25,106
1955	5	122,170	24,434
1956	6	139,674	23,279
1957	5	138,762	27,752
1958	6	162,054	27,009
1959	5	138,000	27,600
1960	5	165,500	33,100
1961	5	201,800	40,360
1962	5	208,200	41,640
1963	5	226,297	45,259
1964	5	227,140	45,428
1965	5	246,843	49,297
1966	5	259,200	51,840
1967	5	258,436	51,687
1968	5	275,481	55,096
1969	5	287,500	57,500
1970	5	292,960	58,592
1971	6	317,876	52,979
1972	6	275,236	45,873
1973	6	340,293	56,716
1974	5	269,380	53,876
1975	5	322,977	64,595
1976	5	318,042	63,608
1977	6	372,455	62,076
1978	6	394,469	65,745
1979	6	419,202	69,867
1980	6	405,611	67,602
1981	7	432,511	61,787
1982	6	312,582	52,097
1983	7	364,203	52,029

YEAR	GAMES	ATTEN.	AVERAGE
1984	6	286,737	47,790
1985	7	329,897	47,129
1986	6	234,584	39,097
1987	7	276,670	39,524
1988	6	233,143	38,903
1989	6	251,344	41,891
1990	6	239,034	39,839
1991	6	237,955	39,660
1992	6	233,833	38,973
1993	5	186,819	37,364
1994	6	255,961	42,661
1995	6	225,098	37,516
1996	6	235,022	39,171
1997	6	314,904	52,484
1998	6	344,010	57,335
1999	6	350,232	58,372
2000	6	321,600	53,600
2001	6	315,337	52,556
2002	6	316,339	52,723
2003	6	334,996	55,833
2004	6	357,424	59,571
2005	6	320,181	53,364
2006	7	391,424	55,918
2007	6	361,393	60,232
2008	6	387,120	64,520
2009	6	384,719	64,120
2010	6	369,240	61,540
2011	6	372,571	62,095
2012	7	472,333	67,476
2013	7	444,532	63,505
2014	7	456,996	65,285
2015	6	390,720	65,120
2016	7	365,651	52,236
2017	7	360,429	51,490
2018	7	360,261	51,466
2019	7	379,119	54,160
2020 *	6	67,110	11,185
2021	7	325,614	46,516
2022	7	381,677	54,525

\* - Crowds limited due to COVID-19



COACHING RECORDS

Table with 7 columns: YEARS, COACH, YRS, W, L, T, PCT. Lists coaching records from 1890 to 1932-34.

Table with 7 columns: YEARS, COACH, YRS, W, L, T, PCT. Lists coaching records from 1935-42 to 2020-.

\*Miller and Phelan were co-coaches in 1920. Phelan receives credit for 7-1 record that season.

8 - Due to NCAA actions, MU vacated five wins from 2015 season and four wins from 2016 season. Pinkel's official NCAA record at MU is reflected as 113-73-0, while Odom's record through 2018 is officially 15-19-0.

ASSISTANT COACH HISTORY

Table listing assistant coaches and their years from 1972-74 to 2021.



## YEAR-BY-YEAR RESULTS

**1890 COACH A.L. McRAE // 2-1**

10/20	Picked Team	22-6	W
11/27	at Washington (Mo.)	0-28	L
12/1	Engineers Eleven	90-0	W

**1891 COACH HAL REID // 3-1**

10/31	Kansas (Kansas City)	10-22	L
11/5	Kansas City YMCA	8-0	W
11/24	Washburn	36-6	W
12/1	Drury	54-0	W

**1892 COACH E.H. JONES // 1-2**

11/5	Nebraska (at Omaha)	0-6+	L
11/12	Iowa	24-0	W
11/24	Kansas (Kansas City)	4-12	L

+ forfeit victory to Nebraska

**1893 COACH H.O. ROBINSON // 4-3**

10/14	Baker (Kansas City)	0-28	L
10/22	Denver Athletic Club	0-40	L
11/6	Missouri Valley	76-0	W
11/11	Nebraska (Kansas City)	18-12	W
11/18	at Iowa	18-30	L
11/25	Pastime Athletic Club (St. Louis)	24-12	W
11/29	Kansas (Kansas City)	12-4	W

**1894 COACH H.O. ROBINSON // 4-3**

10/16	Sedalia Athletic Club	44-6	W
10/27	Denver Athletic Club	0-26	L
11/3	Nebraska (Kansas City)	18-14	W
11/10	at Ottawa (KS)	0-28	L
11/29	Iowa	32-16	W
11/31	Kansas (Kansas City)	12-18	L
12/15	at Texas	28-0	W

**1895 COACH D.C. BLISS // 7-1**

10/7	Sedalia Athletic Club	10-0	W
10/12	Vanderbilt	16-0	W
10/19	Purdue (St. Louis)	16-6	W
10/26	DePauw (St. Louis)	38-0	W
11/2	Nebraska (Omaha)	10-12	L
11/9	Northwestern (St. Louis)	22-18	W
11/18	Iowa	34-0	W
11/28	Kansas (Kansas City)	10-6	W

**1896 COACH FRANK PATTERSON // 7-5**

10/2	Iowa State	0-12	L
10/12	Tarkio	72-0	W
10/17	Illinois (St. Louis)	0-10	L
10/26	Nebraska	4-8	L
11/7	Vanderbilt (St. Louis)	26-6	W
11/9	Iowa	0-12	L
11/14	at Wentworth Military	42-0	W
11/26	Kansas (Kansas City)	0-30	L
12/12	at Dallas Athletic Club	26-0	W
12/14	at Texas	10-0	W
12/16	at Austin Deaf School	39-0	W
12/21	at San Antonio YMCA	29-0	W

**1897 COACH CHARLES YOUNG // 5-6**

10/4	Central Missouri	10-0	W
10/9	at Kansas City Medics	0-4	L
10/11	at Central Missouri	0-10	L
10/18	Iowa Wesleyan	6-4	W
10/30	at Nebraska	0-41	L
11/1	at Tarkio	0-34	L
11/2	at Amity	8-4	W
11/5	Westminster	60-0	W
11/13	at Purdue	12-30	L
11/15	at Christian Brothers	16-0	W
11/25	Kansas (Kansas City)	0-16	L

**1898 COACH DAVID L. FULTZ // 1-4-1**

10/3	Wentworth Military	0-0	T
10/8	at Kansas City Medics	0-16	L
10/17	at Kansas City Medics	15-5	W
10/24	Nebraska	6-47	L
10/29	at Washington (Mo.)	12-18	L
11/24	Kansas (Kansas City)	0-12	L

**1899 COACH DAVID L. FULTZ // 9-2**

10/1	Central Missouri	21-0	W
10/9	Wentworth Military	45-0	W
10/14	Haskell Institute	17-0	W
10/21	at Nebraska	11-0	W
10/23	at Tarkio	23-0	W
10/24	at Amity	18-0	W
10/28	at Christian Brothers	29-0	W
11/4	at Drake	0-11	L
11/11	Missouri Valley	39-0	W
11/18	at Washington (Mo.)	33-11	W
11/30	Kansas (Kansas City)	6-34	L

**1900 COACH FRED MURPHY // 4-4-1**

10/1	Kirkville Osteopaths	13-0	W
10/8	Haskell Institute	0-11	L
10/15	Central Missouri	11-6	W
10/20	at Kansas City Medics	12-18	L
10/27	at Washington (Mo.)	6-5	W
10/29	at Missouri S&T	12-5	W
11/5	Nebraska	0-12	L
11/17	at Texas	12-18	L
11/29	Kansas (Kansas City)	6-6	T

**1901 COACH FRED MURPHY // 2-6-1**

10/5	Kirkville Osteopaths	5-22	L
10/11	Simpson	0-10	L
10/18	at Central Missouri	1-0+	W
10/26	at Drake	0-24	L
11/2	Ottawa	6-6	T
11/9	Nebraska (at Omaha)	0-51	L
11/16	Texas	0-11	L
11/18	Haskell Institute	0-19	L
11/28	Kansas (Kansas City)	18-12	W

+ forfeit victory to Missouri

**1902 COACH PAT O'DEA // 5-3**

10/11	Simpson	11-6	W
10/18	at Haskell Institute	0-40	L
10/25	Nebraska (St. Joseph)	0-12	L
11/1	Washburn	28-0	W
11/8	at Washington (Mo.)	27-0	W
11/12	Oklahoma	22-5	W
11/20	at Iowa	6-0	W
11/29	Kansas (Kansas City)	5-17	L

**1903 COACH JOHN F. McLEAN // 1-7-1**

10/3	Missouri S&T	40-0	W
10/12	Grinnell	6-15	L
10/17	Drake	0-17	L
10/23	Simpson	0-12	L
10/31	at Haskell Institute	0-12	L
11/7	at Washington (Mo.)	0-0	T
11/14	Iowa	0-16	L
11/18	Washburn	0-6	L
11/26	Kansas (Kansas City)	0-5	L

**1904 COACH JOHN F. McLEAN // 3-6**

10/1	Kirkville	6-0	W
10/7	Simpson	7-0	W
10/15	at Haskell Institute	0-39	L
10/22	Transylvania	37-6	W
10/28	Purdue (St. Louis)	0-11	L
11/5	at Washington (Mo.)	0-10	L
11/12	St. Louis	0-17	L
11/16	Washburn	0-18	L
11/25	Kansas (Kansas City)	0-29	L

**1905 COACH JOHN F. McLEAN // 5-4**

9/30	Kirkville	6-0	W
10/6	Simpson	26-0	W
10/14	Missouri S&T	28-0	W
10/21	Haskell Institute	6-0	W
10/28	Tarkio	18-0	W
11/4	at Purdue	0-24	L
11/11	St. Louis	0-17	L
11/18	at Washington (Mo.)	10-14	L
11/30	Kansas (Kansas City)	0-24	L

**1906 COACH W.M. MONILAW // 5-2-1**

10/2	Truman State	23-4	W
10/6	Central Missouri	41-2	W
10/13	Missouri S&T	26-0	W
10/20	Drury	11-0	W
10/27	at Iowa	4-26	L
11/10	Arkansas	11-0	W
11/19	at Washington (Mo.)	0-12	L
11/29	Kansas (Kansas City)	0-0	T

**1907 COACH W.J. MONILAW // 7-2**

10/5	Central Methodist	39-0	W
10/9	at Central Methodist	46-0	W
10/12	Central Missouri	38-6	W
10/19	at Iowa	6-21	L
10/26	William Jewell	47-0	W



11/2	Texas	5-4	W
11/9	Tarkio	70-6	W
11/16	Washington (Mo.)	27-0	W
11/28	Kansas (St. Joseph)	0-4	L

**1908 COACH W.J. MONILAW // 6-2**

10/3	Central Missouri	57-6	W
10/10	Missouri SGT	16-0	W
10/17	Iowa	10-5	W
10/24	Westminster	58-0	W
10/31	Iowa State	0-16	L
11/11	at Drake	11-8	W
11/14	Washington (Mo.)	40-0	W
11/28	Kansas	4-10	L

**1909 COACH WILLIAM R. ROPER // 7-0**

**MISSOURI VALLEY CONF. CHAMPIONS**

10/1	Monmouth	12-6	W
10/9	Kansas State	3-0	W
10/16	Missouri SGTMiss	13-0	W
10/23	at Iowa State	6-6	T
10/30	at Iowa	13-12	W
11/6	at Washington (Mo.)	5-0	W
11/13	Drake	22-6	W
11/25	Kansas (Kansas City)	12-6	W

**1910 COACH W. HOLLENBECK // 4-2-2**

9/30	Monmouth	9-0	W
10/8	Missouri SGT	0-0	T
10/15	Iowa	5-0	W
10/22	at Iowa State	5-6	L
10/28	Oklahoma (Joplin)	26-0	W
11/5	at St. Louis	0-3	L
11/12	Washington (Mo.)	27-3	W
11/24	Kansas (Kansas City)	5-5	T

**1911 COACH CHESTER BREWER // 2-4-2**

9/30	William Jewell	15-0	W
10/7	Missouri SGT	29-0	W
10/21	at Iowa State	3-6	L
10/28	at Nebraska	0-34	L
11/4	Oklahoma	6-14	L
11/11	at Washington (Mo.)	5-5	T
11/18	at St. Louis	0-5	L
11/25	Kansas	3-3	T

**1912 COACH CHESTER BREWER // 5-3**

9/28	Central Methodist	55-7	W
10/12	Missouri SGT	13-0	W
10/19	Iowa State	0-29	L
10/25	at Oklahoma	14-0	W
11/2	Nebraska	0-7	L
11/9	at Drake	17-14	W
11/16	Washington (Mo.)	33-0	W
11/23	at Kansas	3-12	L

**1913 COACH CHESTER BREWER // 7-1**

**MISSOURI VALLEY CONF. CHAMPIONS**

10/4	Drury	69-0	W
10/11	at Illinois	7-24	L
10/18	Oklahoma	20-17	W
10/25	at Iowa State	21-13	W
11/1	Missouri SGTMissour	44-13	W
11/8	Drake	10-0	W
11/15	at Washington (Mo.)	19-0	W
11/22	Kansas	3-0	W

**1914 COACH H.F. SCHULTE // 5-3**

10/3	Missouri SGT	0-9	L
10/10	William Jewell	46-0	W
10/17	at Oklahoma	0-13	L
10/24	Iowa State	0-6	L
10/31	Kansas State	13-3	W
11/7	at Drake	33-7	W
11/14	Washington (Mo.)	26-3	W
11/21	Kansas	10-7	W

**1915 COACH H.F. SCHULTE // 2-5**

10/2	Oklahoma State	13-6	W
10/9	at Washington (Mo.)	0-13	L
10/16	Oklahoma	0-24	L
10/23	at Iowa State	6-14	L
10/30	Kansas State	0-0	T
11/6	at Northwestern	6-24	L
11/13	Drake	41-13	W
11/25	Kansas	6-8	L

**1916 COACH H.F. SCHULTE // 6-1-1**

10/7	Central Methodist	40-0	W
10/14	Washington (Mo.)	13-0	W
10/21	Iowa State	0-0	T
10/28	at Oklahoma	23-14	W
11/4	Texas	3-0	W
11/11	at Kansas State	6-7	L
11/18	Drake	14-0	W
11/30	at Kansas	13-0	W

**1917 COACH H.F. SCHULTE // 3-5**

10/6	William Jewell	14-6	W
10/13	Kansas State	6-7	L
10/20	at Iowa State	0-15	L
10/27	Drake	49-0	W
11/3	Oklahoma	7-14	L
11/10	at Nebraska	0-52	L
11/17	at Washington (Mo.)	19-3	W
11/29	Kansas	3-27	L

**1918 NO SCHEDULE (influenza epidemic)**

**1919 COACH JOHN F. MILLER // 5-1-2**

**MISSOURI VALLEY CONF. CHAMPIONS**

10/4	Drury	41-12	W
10/11	at Kansas State	6-6	T
10/18	Iowa State	10-0	W
10/25	Drake	3-0	W

11/1	at Oklahoma	6-6	T
11/8	Nebraska	5-12	L
11/15	at Washington (Mo.)	7-0	W
11/27	at Kansas	13-6	W

**1920 COACHES J. MILLER/J. PHELAN // 7-1**

10/2	Missouri Wesleyan	41-0	W
10/9	at St. Louis	44-0	W
10/16	at Iowa State	14-2	W
10/23	at Drake	10-7	W
10/30	Oklahoma	7-28	L
11/6	Kansas State	10-7	W
11/13	Washington (Mo.)	14-10	W
11/25	Kansas	16-7	W

**1921 COACH JAMES PHELAN // 6-2**

10/1	Oklahoma State	36-0	W
10/8	at St. Louis	32-0	W
10/15	Iowa State	17-14	W
10/22	at Kansas State	5-7	L
10/29	Drake	6-0	W
11/5	at Washington (Mo.)	7-0	W
11/12	Oklahoma	24-14	W
11/24	at Kansas	9-15	L

**1922 COACH THOMAS KELLY // 5-3**

10/7	Grinnell	23-0	W
10/14	at Iowa State	6-3	W
10/21	at Nebraska	0-48	L
10/28	at St. Louis	9-0	W
11/4	Kansas State	10-13	L
11/11	at Oklahoma	14-18	L
11/18	Washington (Mo.)	27-0	W
11/30	Kansas	9-7	W

**1923 COACH GWINN HENRY // 2-3-3**

10/6	Missouri State	10-0	W
10/13	Iowa State	0-2	L
10/20	at St. Louis	0-0	T
10/27	Nebraska	7-7	T
11/3	at Kansas State	4-2	W
11/10	Oklahoma	0-13	L
11/17	at Washington (Mo.)	7-13	L
11/24	at Kansas	3-3	T

**1924 COACH GWINN HENRY // 7-2**

**MISSOURI VALLEY CONF. CHAMPIONS**

10/4	at Chicago	3-0	W
10/11	Missouri Wesleyan	14-0	W
10/18	at Iowa State	7-0	W
10/25	Kansas State	14-7	W
11/1	at Nebraska	6-14	L
11/8	at Oklahoma	10-0	W
11/15	Washington (Mo.)	35-0	W
11/27	Kansas (Christmas Festival)	14-0	W
12/25	at USC	7-20	L



## YEAR-BY-YEAR RESULTS

**1925 COACH GWINN HENRY // 6-1-1****MISSOURI VALLEY CONF. CHAMPIONS**

10/3	at Tulane	6-6	T
10/10	Nebraska	9-6	W
10/17	Missouri S&T	32-0	W
10/24	at Kansas State	3-0	W
10/31	Iowa State	23-8	W
11/7	at Washington (Mo.)	14-0	W
11/14	Oklahoma	16-14	W
11/21	at Kansas	7-10	L

**1926 COACH GWINN HENRY // 5-1-2**

10/2	Tulane	0-0	T
10/9	at Nebraska	14-7	W
10/16	SMU	7-7	T
10/23	at Iowa State	7-3	W
10/30	at West Virginia	27-0	W
11/6	at Oklahoma	7-10	L
11/13	Washington (Mo.)	45-6	W
11/20	Kansas	15-0	W

**1927 COACH GWINN HENRY // 7-2****MISSOURI VALLEY CONF. CHAMPIONS**

10/1	Kansas State	13-6	W
10/8	Nebraska	7-6	W
10/15	at Washington (Mo.)	13-0	W
10/22	at SMU	9-32	L
10/24	at Northwestern	34-19	W
11/5	West Virginia	13-0	W
11/11	at Iowa State	13-6	W
11/19	at Kansas	7-14	L
11/24	Oklahoma	20-7	W

**1928 COACH GWINN HENRY // 4-4**

10/13	Centre (Ky.)	60-0	W
10/20	Iowa State	28-19	W
10/27	at Nebraska	0-24	L
11/3	Drake	0-6	L
11/10	at Kansas State	19-6	W
11/17	at NYU	6-27	L
11/24	Kansas	25-6	W
11/29	at Oklahoma	0-14	L

**1929 COACH GWINN HENRY // 5-2-1**

10/12	at Iowa State	19-0	W
10/19	Drake	20-0	W
10/26	Nebraska	7-7	T
11/2	Kansas State	6-7	L
11/9	at Washington (Mo.)	6-0	W
11/16	at NYU	0-14	L
11/23	at Kansas	7-0	W
11/28	Oklahoma	13-0	W

**1930 COACH GWINN HENRY // 2-5-2**

10/4	Colorado	0-9	L
10/11	at St. Louis	0-20	L
10/18	at NYU	0-38	L
10/25	Drake	14-13	W
11/1	at Kansas State	13-20	L

11/8	Iowa State	14-0	W
11/15	at Nebraska	0-0	T
11/22	Kansas	0-32	L
11/27	at Oklahoma	0-0	T

**1931 COACH GWINN HENRY // 2-8**

10/3	at Texas	0-31	L
10/10	Kansas State	7-20	L
10/17	at Colorado	7-9	L
10/24	at Iowa State	0-20	L
10/31	Nebraska	7-10	L
11/6	at Drake	32-20	W
11/14	Oklahoma	7-0	W
11/21	at Kansas	0-14	L
11/28	Temple (Kansas City)	6-38	L
12/5	at St. Louis	6-21	L

**1932 COACH FRANK CARIDED // 1-7-1**

10/1	at Northwestern	0-27	L
10/8	Texas	0-65	L
10/15	at Kansas State	0-25	L
10/22	Iowa State	0-0	T
10/29	Washington (Mo.)	6-14	L
11/5	at Oklahoma	14-6	W
11/12	Kansas	0-7	L
11/24	at Nebraska	6-21	L
12/3	at St. Louis	6-19	L

**1933 COACH FRANK CARIDED // 1-8**

10/6	Central Methodist	31-0	W
10/7	Truman State	6-26	L
10/14	Kansas State	0-33	L
10/21	at St. Louis	7-13	L
10/28	at Iowa State	7-14	L
11/4	Nebraska	0-26	L
11/11	Oklahoma	0-21	L
11/18	at Washington (Mo.)	7-33	L
11/30	at Kansas	0-27	L

**1934 COACH FRANK CARIDED // 0-8-1**

10/6	at Colorado	0-0	T
10/13	Iowa State	0-13	L
10/20	St. Louis	0-7	L
10/27	at Chicago	6-19	L
11/3	at Oklahoma	0-31	L
11/10	at Kansas State	0-29	L
11/17	Washington (Mo.)	13-40	L
11/24	at Nebraska	6-13	L
11/29	Kansas	0-20	L

**1935 COACH DON FAUROT // 3-3-3**

9/28	William Jewell	39-0	W
10/5	Central Missouri	7-0	W
10/12	Colorado	20-6	W
10/26	at Iowa State	6-6	T
11/2	Nebraska	6-19	L
11/9	Oklahoma	6-20	L
11/16	at Washington (Mo.)	6-19	L
11/23	Kansas State	7-7	T

11/28	at Kansas	0-0	T
-------	-----------	-----	---

**THE ASSOCIATED PRESS RANKINGS**

Beginning in 1936, the Associated Press polled a group of broadcasters and sports writers from around the nation, asking them to rank the various college football teams. Although other polls have come and gone, the AP's is the only one that has run in the nation's newspapers every year since 1936. From this point forward, AP rankings for Missouri and its opponents are listed. A number in parenthesis appearing before an opponent's name indicates Missouri's ranking. A number in parenthesis appearing after an opponent's name is its ranking. "R" indicates a team was receiving votes.

**1936 COACH DON FAUROT // 6-2-1**

10/3	SEMO	20-0	W
10/10	at Kansas State	7-7	T
10/17	at Michigan State	0-13	L
10/24	Iowa State	10-0	W
10/31	at Nebraska (11)	0-20	L
11/7	at St. Louis	13-7	W
11/14	at Oklahoma	21-14	W
11/21	Washington (Mo.)	17-10	W
11/26	Kansas	19-3	W

**1937 COACH DON FAUROT // 3-6-1**

10/2	at Colorado	6-14	L
10/9	Kansas State	14-7	W
10/16	Michigan State	0-2	L
10/23	Nebraska (8)	0-7	L
10/30	at Iowa State	12-0	W
11/6	at St. Louis	7-14	L
11/13	Oklahoma	0-7	L
11/20	at Washington (Mo.)	3-0	W
11/25	at Kansas	0-0	T
11/27	at UCLA	0-13	L

**1938 COACH DON FAUROT // 6-3**

10/1	Colorado	14-7	W
10/8	at Kansas State	13-21	L
10/15	Iowa State	13-16	L
10/22	at Washington (Mo.)	13-0	W
10/29	at Nebraska	13-10	W
11/5	Michigan State	6-0	W
11/12	at Oklahoma (10)	0-21	L
11/19	at St. Louis	26-0	W
11/24	Kansas	13-7	W

**1939 COACH DON FAUROT // 8-2****BIG SIX CONFERENCE CHAMPIONS**

9/30	Colorado	30-0	W
10/7	at Ohio State	0-19	L
10/14	at Washington (Mo.)	14-0	W
10/21	Kansas State	9-7	W
10/28	at Iowa State	21-6	W
11/4	Nebraska (10)	27-13	W
11/11	at New York Univ. (17)	20-7	W
11/18	(12) Oklahoma (5)	7-6	W



11/25 [10] at Kansas	20-0	W
Orange Bowl (Miami, Fla.)		
1/1 [6] Georgia Tech [16]	7-21	L
FINAL RANKING // 6th [AP]		

**1940 COACH DON FAUROT // 6-3**

9/28 St. Louis	40-26	W
10/5 at Pittsburgh	13-19	L
10/12 at Kansas State	24-13	W
10/19 Iowa State	30-14	W
10/26 at Nebraska [18]	7-20	L
11/2 New York University	33-0	W
11/9 at Colorado	21-6	W
11/16 at Oklahoma	0-7	L
11/21 Kansas	45-20	W

**1941 COACH DON FAUROT // 8-2**

**BIG SIX CONFERENCE CHAMPIONS**

9/27 at Ohio State	7-12	L
10/4 Colorado	21-6	W
10/11 Kansas State	35-0	W
10/18 at Iowa State	39-13	W
10/25 Nebraska	6-0	W
11/1 [19] at Michigan State	19-0	W
11/8 [17] at New York Univ.	26-0	W
11/15 [16] Oklahoma	28-0	W
11/22 [8] at Kansas	45-6	W

Sugar Bowl (New Orleans, La.)

1/1 [7] Fordham [6]	0-2	L
---------------------	-----	---

**FINAL RANKING // 7th [AP]**

**1942 COACH DON FAUROT // 8-3-1**

**BIG SIX CONFERENCE CHAMPIONS**

9/19 Fort Riley (St. Joseph)	31-0	W
9/26 St. Louis	38-7	W
10/3 Colorado	26-13	W
10/10 at Wisconsin	9-17	L
10/17 at Kansas State	46-2	W
10/24 Iowa State	45-6	W
10/31 Great Lakes NTS (St. Louis)	0-17	L
11/7 Nebraska	26-6	W
11/14 at Oklahoma	6-6	T
11/21 at Fordham	12-20	L
11/26 Kansas	42-13	W
12/5 Iowa Navy Pre-Flight	7-0	W
(Kansas City)		

**1943 COACH CHAUNCEY SIMPSON // 3-5**

9/25 at Minnesota	13-26	L
10/2 at Ohio State	6-27	L
10/9 Kansas State	47-14	W
10/16 Iowa Navy Pre-Flight [7]	6-21	L
(Kansas City)		
10/30 Nebraska	54-20	W
11/6 at Iowa State	25-7	W
11/13 Oklahoma	13-20	L
11/20 at Kansas	6-7	L

**1944 COACH CHAUNCEY SIMPSON // 3-5-2**

9/23 Arkansas (St. Louis)	6-7	L
9/30 at Ohio State	0-54	L
10/7 at Kansas State	33-0	W
10/14 at Minnesota	27-39	L
10/21 Iowa State	21-21	T
10/28 at Nebraska	20-24	L
11/4 Michigan State	13-7	W
11/11 at Oklahoma	21-21	T
11/18 Iowa Navy Pre-Flight [7]	7-51	L
11/23 Kansas (Kansas City)	28-0	W

**1945 COACH CHAUNCEY SIMPSON // 6-4**

**BIG SIX CONFERENCE CHAMPIONS**

9/22 at Minnesota	0-34	L
9/29 at Ohio State	6-47	L
10/6 at SMU	10-7	W
10/13 at Iowa State	13-7	W
10/20 Kansas State	41-7	W
10/27 Nebraska	19-0	W
11/3 at Michigan State	7-14	L
11/17 Oklahoma [14]	14-6	W
11/24 [16] Kansas (KC)	33-12	W

Cotton Bowl (Dallas, Texas)

1/1 [14] Texas [10]	27-40	L
---------------------	-------	---

**1946 COACH DON FAUROT // 5-4-1**

9/21 at Texas	0-42	L
9/28 at Ohio State	13-13	T
10/4 at St. Louis	19-14	W
10/12 at Kansas State	26-0	W
10/19 Iowa State	33-13	W
10/26 SMU	0-17	L
11/2 at Nebraska	21-20	W
11/9 Colorado	21-0	W
11/16 at Oklahoma	6-27	L
11/28 Kansas	19-20	L

**1947 COACH DON FAUROT // 6-4**

9/20 St. Louis	19-0	W
9/27 at Ohio State	7-13	L
10/4 at SMU	19-35	L
10/11 at Colorado	21-0	W
10/18 Kansas State	47-7	W
10/25 at Iowa State	26-7	W
11/1 Nebraska	47-6	W
11/8 at Duke [13]	28-7	W
11/15 [17] Oklahoma	12-21	L
11/22 at Kansas [17]	14-20	L

**1948 COACH DON FAUROT // 8-3**

9/25 at Ohio State	7-21	L
10/1 at St. Louis	60-7	W
10/9 SMU [4]	20-14	W
10/16 [12] at Navy	35-14	W
10/23 [9] Iowa State	49-7	W
10/30 [8] at Kansas State	49-7	W
11/8 [9] at Oklahoma [15]	7-41	L
11/13 [20] Colorado	27-13	W

11/20 at Nebraska	33-6	W
11/25 Kansas	21-7	W
Gator Bowl (Jacksonville, Fla.)		
1/1 Clemson [11]	23-24	L

**1949 COACH DON FAUROT // 7-4**

9/24 at Ohio State	34-35	L
10/1 at SMU	27-28	L
10/8 [20] Oklahoma State	21-7	W
10/15 at Illinois	27-20	W
10/22 [18] at Iowa State	32-0	W
10/29 [16] Nebraska	21-20	W
11/5 at Colorado	20-13	W
11/12 Oklahoma [3]	7-27	L
11/19 at Kansas	34-28	W
11/24 Kansas State	34-27	W

Gator Bowl (Jacksonville, Fla.)

1/2 [20] Maryland [14]	7-20	L
------------------------	------	---

**FINAL RANKING // T-20th [AP]**

**1950 COACH DON FAUROT // 4-5-1**

9/30 [17] Clemson	0-34	L
10/7 SMU [3]	0-21	L
10/14 at Kansas State	28-7	W
10/21 Iowa State	20-20	T
10/28 at Oklahoma State	27-0	W
11/4 at Nebraska	34-40	L
11/11 Colorado	21-19	W
11/18 at Oklahoma [2]	7-41	L
11/23 Kansas	20-6	W
12/1 at Miami (Fla.) [15]	9-27	L

**1951 COACH DON FAUROT // 3-7**

9/22 Fordham	20-34	L
9/29 Oklahoma AGM	27-26	W
10/6 at SMU	0-34	L
10/13 at Colorado	13-34	L
10/20 at Iowa State	14-21	L
10/27 Nebraska	35-19	W
11/3 at Maryland [4]	0-35	L
11/10 Oklahoma [10]	20-34	L
11/17 Kansas State	12-14+	W
12/1 at Kansas	28-41	L

+ forfeit victory to Missouri

**1952 COACH DON FAUROT // 5-5**

9/20 Maryland [2]	10-13	L
9/27 at California [8]	14-28	L
10/4 at Kansas State	26-0	W
10/11 SMU	7-25	L
10/18 at Oklahoma State	7-14	L
10/25 Iowa State	19-0	W
11/1 at Nebraska	10-6	W
11/8 Colorado	27-7	W
11/15 at Oklahoma [8]	7-47	L
11/22 Kansas [18]	20-19	W



## YEAR-BY-YEAR RESULTS

**1953 COACH DON FAUROT // 6-4**

9/14	Maryland (9)	6-20	L
9/26	Purdue	14-7	W
10/3	at Colorado	27-16	W
10/10	at SMU	7-20	L
10/17	at Iowa State	6-13	L
10/24	Nebraska	23-7	W
10/31	at Indiana	14-7	W
11/7	Oklahoma (8)	7-14	L
11/14	Kansas State	16-6	W
11/21	at Kansas	10-6	W

**1954 COACH DON FAUROT // 4-5-1**

9/25	at Purdue	0-31	L
10/2	at Kansas State	35-7	W
10/9	SMU	6-25	L
10/16	Indiana	20-14	W
10/23	Iowa State	32-14	W
10/30	at Nebraska	19-25	L
11/6	Colorado	19-19	T
11/13	at Oklahoma (3)	13-34	L
11/20	Kansas	41-18	W
11/25	at Maryland (10)	13-74	L

**1955 COACH DON FAUROT // 1-9**

9/17	Maryland (5)	12-13	L
9/24	at Michigan (4)	7-42	L
10/1	Utah	14-20	L
10/7	at SMU	6-13	L
10/15	at Iowa State	14-20	L
10/22	Nebraska	12-18	L
10/29	at Colorado	20-12	W
11/5	Oklahoma (2)	0-20	L
11/12	Kansas State	0-21	L
11/19	at Kansas	7-13	L

**1956 COACH DON FAUROT // 4-5-1**

9/22	Oregon State	13-19	L
9/29	at Purdue	7-16	L
10/6	SMU	27-33	L
10/13	North Dakota State	42-0	W
10/20	at Kansas State	20-6	W
10/27	Iowa State	34-0	W
11/3	at Nebraska	14-15	L
11/10	Colorado (18)	14-14	T
11/17	at Oklahoma (2)	14-67	L
12/1	Kansas	15-13	W

**1957 COACH FRANK BROYLES // 5-4-1**

9/21	at Vanderbilt	7-7	T
9/28	Arizona	35-13	W
10/5	Texas A&M (5)	0-28	L
10/12	at SMU	7-6	W
10/19	at Iowa State	35-13	W
10/26	Nebraska	14-13	W
11/2	at Colorado (18)	9-6	W
11/9	(19) Oklahoma (2)	14-39	L
11/16	Kansas State	21-23	L
11/23	at Kansas	7-9	L

**1958 COACH DAN DEVINE // 5-4-1**

9/20	Vanderbilt	8-12	L
9/27	Idaho	14-10	W
10/4	at Texas A&M	0-12	L
10/11	SMU (18)	19-32	L
10/18	at Kansas State	32-8	W
10/25	Iowa State	14-6	W
11/1	at Nebraska	31-0	W
11/8	Colorado	33-9	W
11/15	at Oklahoma (6)	0-39	L
11/22	Kansas	13-13	T

**1959 COACH DAN DEVINE // 6-5**

9/19	Penn State	8-19	L
9/26	at Michigan	20-15	W
10/3	at Iowa State	14-0	W
10/10	at SMU (15)	2-23	L
10/17	Oklahoma	0-23	L
10/24	Nebraska	9-0	W
10/31	at Colorado	20-21	L
11/7	Air Force (18)	13-0	W
11/14	Kansas State	26-0	W
11/21	at Kansas	13-9	W
	Orange Bowl (Miami, Fla.)		

1/1 (18) Georgia (5) 0-14 L

**FINAL RANKING // 18th (AP), 19th (UPI)****1960 COACH DAN DEVINE // 11-0****BIG EIGHT CONFERENCE CHAMPIONS**

9/17	SMU	20-0	W
9/24	(16) Oklahoma State	28-7	W
10/1	(19) at Penn State (20)	21-8	W
10/8	(11) Air Force (at Denver)	34-8	W
10/15	(6) at Kansas State	45-0	W
10/22	(5) Iowa State	34-8	W
10/29	(5) at Nebraska	28-0	W
11/5	(2) Colorado (18)	16-6	W
11/12	(2) at Oklahoma	41-19	W
11/19	(1) Kansas	7-23+	W

1/2 (5) Navy (4) 21-14 W

+ forfeit victory to Missouri

**FINAL RANKING // 5th (AP), 4th (UPI)****1961 COACH DAN DEVINE // 7-2-1**

9/23	(R) Washington State	28-6	W
9/30	(R) at Minnesota (R)	6-0	W
10/7	(R) California	14-14	T
10/14	at Oklahoma State	10-0	W
10/21	(R) at Iowa State	13-7	W
10/28	(R) Nebraska	10-0	W
11/4	(10) at Colorado (8)	6-7	L
11/11	(10) Oklahoma	0-7	L
11/18	(R) Kansas State	27-9	W
11/25	(R) at Kansas	10-7	W

**FINAL RANKING // 11th (AP), 11th (UPI)****1962 COACH DAN DEVINE // 8-1-2**

9/22	(R) at California (R)	21-10	W
9/29	(10) at Minnesota	0-0	T
10/6	(R) Arizona	17-7	W
10/13	(R) at Kansas State	32-0	W
10/20	(R) Oklahoma State	23-6	W
10/27	(R) Iowa State	21-6	W
11/3	(R) at Nebraska (R)	16-7	W
11/10	(7) Colorado	57-0	W
11/17	(6) at Oklahoma (R)	0-13	L
11/24	(R) Kansas	3-3	T

Bluebonnet Bowl (Houston, Texas)

12/22 Georgia Tech 14-10 W

**FINAL RANKING // 12th (UPI)****1963 COACH DAN DEVINE // 7-3**

9/21	Northwestern (7)	12-23	L
9/28	at Arkansas (8)	7-6	W
10/5	Idaho	24-0	W
10/12	(R) Kansas State	21-11	W
10/19	(R) at Oklahoma State	28-6	W
10/26	(R) at Iowa State	7-0	W
11/2	(R) Nebraska (R)	12-13	L
11/9	at Colorado	28-7	W
11/16	Oklahoma (5)	3-13	L
11/30	at Kansas	9-7	W

**FINAL RANKING // 16th (UPI)****1964 COACH DAN DEVINE // 6-3-1**

9/19	at (R) California	14-21	L
9/26	Utah	23-6	W
10/3	Oklahoma State	7-10	L
10/10	at Kansas State	7-0	W
10/17	at Air Force	17-7	W
10/24	Iowa State	10-0	W
10/31	at Nebraska (5)	0-9	L
11/7	Colorado	16-7	W
11/14	at Oklahoma	14-14	T
11/21	Kansas	34-14	W

**FINAL RANKING // 18th (UPI)****1965 COACH DAN DEVINE // 8-1-2**

9/18	(R) Kentucky (R)	0-7	L
9/25	at Oklahoma State	13-0	W
10/2	at Minnesota	17-6	W
10/9	(R) Kansas State	28-6	W
10/16	(R) UCLA	14-14	T
10/23	(R) at Iowa State	23-7	W
10/30	(R) Nebraska (3)	14-16	L
11/6	(9) at Colorado	20-7	W
11/13	(9) Oklahoma	30-0	W
11/20	(8) at Kansas	44-20	W

Sugar Bowl (New Orleans, La.)

1/1 (6) Florida (R) 20-18 W

**FINAL RANKING // 6th (AP), 6th (UPI)**



**1966 COACH DAN DEVINE // 6-3-1**

9/17	[R] Minnesota	24-0	W
9/24	[R] at Illinois	21-14	W
10/1	[R] at UCLA [2]	15-24	L
10/8	[R] at Kansas State	27-0	W
10/15	[R] Oklahoma State	7-0	W
10/22	Iowa State	10-10	T
10/29	at Nebraska [8]	0-35	L
11/5	Colorado	0-26	L
11/12	at Oklahoma	10-7	W
11/19	Kansas	7-0	W

**1967 COACH DAN DEVINE // 7-3**

9/23	SMU [R]	21-0	W
9/30	[R] at Northwestern [R]	13-6	W
10/7	[R] Arizona	17-3	W
10/14	[R] at Colorado [6]	9-23	L
10/21	at Iowa State	23-7	W
10/28	[R] Oklahoma [R]	0-7	L
11/4	at Oklahoma State	7-0	W
11/11	Kansas State	28-6	W
11/18	Nebraska [R]	10-7	W
11/25	[R] at Kansas	6-17	L

**1968 COACH DAN DEVINE // 8-3**

9/21	at Kentucky	6-12	L
9/28	at Illinois	44-0	W
10/5	Army	7-3	W
10/12	Colorado	27-14	W
10/19	[20] at Nebraska [13]	16-14	W
10/26	[14] at Kansas State	56-20	W
11/2	[10] Oklahoma State	42-7	W
11/9	[8] Iowa State	42-7	W
11/16	[6] at Oklahoma	14-28	L
11/23	[13] Kansas [7]	19-21	L
	Gator Bowl (Jacksonville, Fla.)		
12/28	[16] Alabama [12]	35-10	W

**FINAL RANKING // 9th (AP), 17th (UPI)****1969 COACH DAN DEVINE // 9-2****BIG EIGHT CONF. CO-CHAMPIONS**

9/11	[10] Air Force	19-17	W
9/27	[11] Illinois (St. Louis)	37-6	W
10/4	[9] at Michigan [13]	40-17	W
10/11	[7] Nebraska [20]	17-7	W
10/18	[6] Oklahoma State	31-21	W
10/25	[5] at Colorado	24-31	L
11/1	[14] Kansas State	41-38	W
11/8	[9] Oklahoma [20]	44-10	W
11/15	[8] at Iowa State	40-13	W
11/22	[7] at Kansas	69-21	W
	Orange Bowl (Miami, Fla.)		
1/1	[6] Penn State [2]	3-10	L

**FINAL RANKING // 6th (AP), 6th (UPI)****1970 COACH DAN DEVINE // 5-6**

9/11	[11] Baylor (St. Louis)	38-0	W
9/19	[10] Minnesota	34-12	W
9/26	[9] Air Force [20] (St. Louis)	14-37	L
10/3	[20] at Oklahoma State	40-20	W
10/10	[16] at Nebraska [6]	7-21	L
10/17	[18] Notre Dame [3]	7-24	L
10/24	Colorado [19]	30-16	W
10/31	[17] at Kansas State	13-17	L
11/7	at Oklahoma	13-28	L
11/14	Iowa State	19-31	L
11/21	Kansas	28-17	W

**1971 COACH AL ONOFRIO // 1-10**

9/11	Stanford [19]	0-19	L
9/18	at Air Force	6-7	L
9/25	SMU	24-12	W
10/2	at Army	6-22	L
10/9	Nebraska [1]	0-36	L
10/16	Oklahoma State	16-37	L
10/23	at Colorado [11]	7-27	L
10/30	Kansas State	12-28	L
11/6	Oklahoma [2]	3-20	L
11/13	at Iowa State	17-45	L
11/20	at Kansas	2-7	L

**1972 COACH AL ONOFRIO // 6-6**

9/9	Oregon	24-22	W
9/23	Baylor	0-27	L
9/30	California	34-27	W
10/7	at Oklahoma State	16-17	L
10/14	at Nebraska [6]	0-62	L
10/21	at Notre Dame [8]	30-26	W
10/28	Colorado [7]	20-17	W
11/4	[16] at Kansas State	31-14	W
11/11	[14] at Oklahoma [7]	6-17	L
11/18	[19] Iowa State [12]	6-5	W
11/25	[16] Kansas	17-28	L
	Fiesta Bowl (Tempe, Ariz.)		
12/23	Arizona State [15]	35-49	L

**1973 COACH AL ONOFRIO // 8-4**

9/15	Ole Miss	17-0	W
9/22	[20] Virginia	31-7	W
9/29	[20] at North Carolina	27-14	W
10/6	[15] at SMU [19]	17-7	W
10/13	[12] Nebraska [2]	13-12	W
10/20	[7] Oklahoma State	13-9	W
10/27	[7] at Colorado	13-17	L
11/3	[12] Kansas State	31-7	W
11/10	[10] Oklahoma [3]	3-31	L
11/17	[14] at Iowa State	7-17	L
11/24	[19] at Kansas [20]	13-14	L
	Sun Bowl (El Paso, Texas)		
12/29	Auburn	34-17	W

**FINAL RANKING // 17th (AP)****1974 COACH AL ONOFRIO // 7-4**

9/14	[18] at Ole Miss	0-10	L
9/21	Baylor	28-21	W
9/28	Arizona State [7]	9-0	W
10/5	at Wisconsin	20-59	L
10/12	at Nebraska [12]	21-10	W
10/19	at Oklahoma State	7-31	L
10/26	Colorado	30-24	W
11/2	at Kansas State	52-15	W
11/9	at Oklahoma [2]	0-37	L
11/16	Iowa State	10-7	W
11/23	Kansas	27-3	W

**1975 COACH AL ONOFRIO // 6-5**

9/8	Alabama [2] (Birmingham)	20-7	W
9/20	[5] at Illinois	30-20	W
9/27	[5] Wisconsin	27-21	W
10/4	[5] at Michigan [12]	7-31	L
10/11	[12] Oklahoma State [14]	41-14	W
10/18	[10] at Colorado [12]	20-31	L
10/25	[15] Kansas State	35-3	W
11/1	[12] Nebraska [3]	7-30	L
11/8	[19] at Iowa State	44-14	W
11/15	[18] Oklahoma [6]	27-28	L
11/22	[18] at Kansas	24-42	L

**1976 COACH AL ONOFRIO // 6-5**

9/11	at USC [8]	46-25	W
9/18	[6] Illinois	6-31	L
9/25	at Ohio State [2]	22-21	W
10/2	[12] North Carolina	24-3	W
10/9	[9] at Kansas State	28-21	W
10/16	[7] Iowa State	17-21	L
10/23	[17] at Nebraska [3]	34-24	W
10/30	[10] at Okla. State [16]	19-20	L
11/6	[16] Colorado [14]	16-7	W
11/13	[11] at Oklahoma [14]	20-27	L
11/20	[19] Kansas	14-41	L

**1977 COACH AL ONOFRIO // 4-7**

9/10	USC [4]	10-27	L
9/17	at Illinois	7-11	L
9/24	California	21-28	L
10/1	at Arizona State [20]	15-0	W
10/8	at Iowa State	0-7	L
10/15	Oklahoma [7]	17-21	L
10/22	Kansas State	28-13	W
10/29	at Colorado [15]	24-14	W
11/5	Nebraska [11]	10-21	L
11/12	Oklahoma State	41-14	W
11/19	at Kansas	22-24	L



## YEAR-BY-YEAR RESULTS

**1978 COACH WARREN POWERS // 8-4**

9/9	at Notre Dame (5)	3-0	W
9/16	(11) Alabama (1)	20-38	L
9/23	(17) Ole Miss	45-14	W
9/30	(14) at Oklahoma (1)	23-45	L
10/7	Illinois	45-3	W
10/14	(19) Iowa State (20)	26-13	W
10/21	(13) at Kansas State	56-14	W
10/28	(13) Colorado	27-28	L
11/4	at Oklahoma State	20-35	L
11/11	Kansas	48-0	W
11/18	at Nebraska (2)	35-31	W
	Liberty Bowl (Memphis, Tenn.)		
12/23	(18) Louisiana State	20-15	W

**FINAL RANKING // 15th [AP], 14th [UPI]****1979 COACH WARREN POWERS // 7-5**

9/8	(12) San Diego State	45-15	W
9/15	(11) at Illinois	14-6	W
9/22	(9) at Ole Miss	33-7	W
9/29	(5) Texas (4)	0-21	L
10/13	(15) Oklahoma State	13-14	L
10/20	at Colorado	13-7	W
10/27	Kansas State	3-19	L
11/3	Nebraska (2)	20-23	L
11/10	at Iowa State	18-9	W
11/17	Oklahoma (7)	22-24	L
11/24	at Kansas	55-7	W
	Hall of Fame Bowl (Birmingham, Ala.)		
12/29	South Carolina (16)	24-14	W

**FINAL RANKING // 20th [UPI]****1980 COACH WARREN POWERS // 8-4**

9/13	(17) New Mexico	47-16	W
9/20	(15) Illinois	52-7	W
9/27	(12) at San Diego State	31-7	W
10/4	(9) Penn State (17)	21-29	L
10/11	(19) at Oklahoma State	30-7	W
10/18	(16) Colorado	45-7	W
10/25	(16) at Kansas State	13-3	W
11/1	(15) at Nebraska (8)	16-38	L
11/8	Iowa State	14-10	W
11/15	at Oklahoma (10)	7-17	L
11/22	Kansas	31-6	W
	Liberty Bowl (Memphis, Tenn.)		
12/27	Purdue	25-28	L

**1981 COACH WARREN POWERS // 8-4**

9/12	Army	24-10	W
9/19	Rice	42-10	W
9/26	Louisville	34-3	W
10/3	at Mississippi State (9)	14-3	W
10/10	(13) Kansas State	58-13	W
10/17	(8) at Iowa State	13-34	L
10/24	(19) Nebraska (15)	0-6	L
10/31	Oklahoma State	12-16	L
11/7	at Colorado	30-14	W
11/14	Oklahoma (15)	19-14	W

11/21	at Kansas	11-19	L
	Tangerine Bowl (Orlando, Fla.)		
12/19	So. Mississippi (18)	19-17	W

**FINAL RANKING // 19th [AP], 20th [UPI]****1982 COACH WARREN POWERS // 5-4-2**

9/4	Colorado State	28-14	W
9/11	Army	23-10	W
9/25	at Texas (17)	0-21	L
10/2	East Carolina	28-9	W
10/9	at Kansas State	7-7	T
10/16	Iowa State	17-17	T
10/23	at Nebraska (5)	19-23	L
10/30	at Oklahoma State	20-30	L
11/6	Colorado	35-14	W
11/13	at Oklahoma (15)	14-41	L
11/20	Kansas	16-10	W

**1983 COACH WARREN POWERS // 7-5**

9/10	Illinois	28-18	W
9/17	at Wisconsin	20-21	L
9/24	Utah State	17-10	W
10/1	East Carolina	6-13	L
10/8	at Colorado	59-20	W
10/15	Nebraska (1)	13-34	L
10/22	Kansas State	38-0	W
10/29	at Iowa State	41-18	W
11/5	Oklahoma (11)	10-0	W
11/12	Oklahoma State	16-10	W
11/19	at (19) Kansas	27-37	L
	Holiday Bowl (San Diego, Calif.)		
12/23	Brigham Young (9)	17-21	L

**1984 COACH WARREN POWERS // 3-7-1**

9/8	at Illinois	24-30	L
9/15	Wisconsin	34-35	L
9/22	Mississippi State	47-30	W
9/29	Notre Dame (19)	14-16	L
10/6	Colorado	52-7	W
10/13	at Nebraska (6)	23-33	L
10/20	at Kansas State	61-21	W
10/27	Iowa State	14-14	T
11/3	at Oklahoma (9)	7-49	L
11/10	at Oklahoma State (4)	13-31	L
11/17	Kansas	21-35	L

**1985 COACH WOODY WIDENHOFER // 1-10**

9/14	Northwestern	23-27	L
9/21	at Texas	17-21	L
9/28	Indiana	17-36	L
10/5	California	32-39	L
10/12	at Colorado	7-38	L
10/19	Nebraska (9)	20-28	L
10/26	Kansas State	17-20	L
11/2	at Iowa State	28-27	W
11/9	Oklahoma (7)	6-51	L
11/16	Oklahoma State (10)	19-21	L
11/23	at Kansas	20-34	L

**1986 COACH WOODY WIDENHOFER // 3-8**

9/13	Utah State	24-10	W
9/20	Texas	25-27	L
9/27	Indiana	24-41	L
10/4	at Syracuse	9-41	L
10/11	Colorado	12-17	L
10/18	at Nebraska (3)	17-48	L
10/25	at Kansas State	17-6	W
11/1	Iowa State	14-37	L
11/8	at Oklahoma (4)	0-77	L
11/22	Kansas	48-0	W
12/4	at Oklahoma State	6-10	L

**1987 COACH WOODY WIDENHOFER // 5-6**

9/12	Baylor	23-18	W
9/19	Northwestern	28-3	W
9/26	at Indiana	17-20	L
10/3	Syracuse	13-24	L
10/10	Kansas State	34-10	W
10/17	at Iowa State	42-17	W
10/24	Oklahoma State	20-24	L
10/31	Nebraska (2)	7-42	L
11/7	at Colorado	10-27	L
11/14	at Oklahoma (1)	13-17	L
11/21	Kansas	19-7	W

**1988 COACH WOODY WIDENHOFER // 3-7**

9/10	Utah State	35-21	W
9/17	Houston	7-31	L
9/24	Indiana	28-28	T
10/1	at Miami (Fla.) (1)	0-55	L
10/8	at Kansas State	52-21	W
10/15	Iowa State	3-21	L
10/22	at Oklahoma State (15)	21-49	L
10/29	at Nebraska (5)	18-26	L
11/5	Colorado	8-45	L
11/12	Oklahoma	7-16	L
11/19	at Kansas	55-17	W

**1989 COACH BOB STULL // 2-9**

9/9	TCU	14-10	W
9/16	at Indiana	7-24	L
9/23	Miami (Fla.) (2)	7-38	L
9/30	at Arizona State	3-19	L
10/7	at Colorado (3)	3-49	L
10/14	Nebraska (4)	7-50	L
10/21	at Kansas State	21-9	W
10/28	Oklahoma State	30-31	L
11/4	at Oklahoma	14-52	L
11/11	Iowa State	21-35	L
11/18	Kansas	44-46	L

**1990 COACH BOB STULL // 4-7**

9/8	TCU	19-20	L
9/15	Utah State	45-10	W
9/22	at Indiana	7-58	L
9/29	Arizona State (21)	30-9	W
10/6	Colorado (12)	31-33	L
10/13	at Nebraska (7)	21-69	L



10/20	Kansas State	31-10	W
10/27	at Oklahoma State	28-48	L
11/3	Oklahoma	10-55	L
11/10	at Iowa State	25-27	L
11/17	at Kansas	31-21	W

**1991 COACH BOB STULL // 3-7-1**

9/14	Illinois	23-19	W
9/21	at Baylor [14]	21-47	L
9/28	Indiana	27-27	T
10/5	Memphis State	31-21	W
10/12	at Colorado [25]	7-55	L
10/19	Oklahoma State	41-7	W
10/26	at Nebraska [9]	6-63	L
11/2	Iowa State	22-23	L
11/9	Oklahoma [20]	16-56	L
11/16	at Kansas State	0-32	L
11/23	at Kansas	29-53	L

**1992 COACH BOB STULL // 3-8**

9/12	at Illinois	17-24	L
9/19	Texas A&M [5]	13-26	L
9/26	at Indiana	10-20	L
10/3	Marshall	44-21	W
10/8	Colorado [9]	0-6	L
10/17	at Oklahoma State	26-28	L
10/24	Nebraska [8]	24-34	L
10/31	at Iowa State	14-28	L
11/7	at Oklahoma	17-51	L
11/14	Kansas State	27-14	W
11/21	Kansas [22]	22-17	W

**1993 COACH BOB STULL // 3-7-1**

9/11	Illinois	31-3	W
9/18	at Texas A&M [16]	0-73	L
9/25	at West Virginia	3-35	L
10/2	SMU	10-10	T
10/9	at Colorado [20]	18-30	L
10/16	Oklahoma State	42-9	W
10/23	at Nebraska [5]	7-49	L
10/30	Iowa State	37-34	W
11/6	Oklahoma [20]	23-42	L
11/13	at Kansas State [24]	21-31	L
11/20	at Kansas	0-28	L

**1994 COACH LARRY SMITH // 3-8-1**

9/3	Tulsa	17-20	L
9/10	at Illinois	0-42	L
9/17	at Houston	16-0	W
10/1	West Virginia	10-34	L
10/8	Colorado [5]	23-38	L
10/15	at Oklahoma State	24-15	W
10/22	Nebraska [3]	7-42	L
10/29	at Iowa State	34-20	W
11/5	at Oklahoma	13-30	L
11/12	Kansas State [11]	18-21	L
11/19	Kansas	14-31	L
11/26	at Hawaii	32-32	T

**1995 COACH LARRY SMITH // 3-8**

9/2	North Texas	17-20	W
9/9	Bowling Green	10-17	L
9/16	at Texas Tech	14-41	L
9/23	Louisiana-Monroe	31-22	W
10/7	at Kansas State [13]	0-30	L
10/14	at Nebraska [2]	0-57	L
10/21	Oklahoma State	26-30	L
10/28	Oklahoma [23]	9-13	L
11/4	at Kansas [11]	23-42	L
11/11	at Colorado [9]	0-21	L
11/18	Iowa State	45-31	W

**1996 COACH LARRY SMITH // 5-6**

8/31	at Texas [8]	10-40	L
9/14	Memphis	16-19	L
9/21	Clemson	38-24	W
9/28	at Iowa State	31-45	L
10/5	at SMU	27-26	W
10/12	Kansas State [22]	10-35	L
10/26	Oklahoma State	35-28 [OT]	W
11/2	Colorado [7]	13-41	L
11/9	at Nebraska [5]	7-51	L
11/16	at Baylor	49-42 [3OT]	W
11/23	Kansas	42-25	W

**1997 COACH LARRY SMITH // 7-5**

9/6	Eastern Michigan	44-24	W
9/13	at Kansas	7-15	L
9/20	at Tulsa	42-21	W
9/27	Ohio State [7]	10-31	L
10/4	Iowa State	45-21	W
10/11	at Kansas State [22]	11-41	L
10/18	Texas	37-29	W
10/25	at Oklahoma State [12]	51-50 [2OT]	W
11/1	at Colorado	41-31	W
11/8	Nebraska [1]	38-45 [OT]	L
11/15	[25] Baylor	42-24	W
	Plymouth Holiday Bowl (San Diego, Calif.)		
12/29	[19] Colorado State [18]	24-35	L

**FINAL RANKING // 23rd (AP), 23rd (USA Today)**

**1998 COACH LARRY SMITH // 8-4**

9/5	Bowling Green	37-0	W
9/12	[25] Kansas	41-23	W
9/19	[21] at Ohio State [1]	14-35	L
10/3	[23] Northwestern State	35-14	W
10/10	[21] at Iowa State	35-19	W
10/17	[20] Oklahoma	20-6	W
10/24	[19] at Nebraska [7]	13-20	L
10/31	[18] at Texas Tech	28-26	W
11/7	[18] Colorado	38-14	W
11/14	[13] at Texas A&M [6]	14-17	L
11/21	[19] Kansas State [2]	25-31	L
	Insight.com Bowl (Tucson, Ariz.)		
12/26	[24] West Virginia	34-31	W

**FINAL RANKING // 21st (AP), 25th (USA Today)**

**1999 COACH LARRY SMITH // 4-7**

9/4	UAB	31-28	W
9/18	Western Michigan	48-34	W
9/25	Nebraska [6]	40-10	L
10/2	at Memphis	27-17	W
10/9	at Colorado	39-46 [OT]	L
10/16	Iowa State	21-24	L
10/23	at Kansas	0-21	L
10/30	Texas Tech	34-7	W
11/6	at Oklahoma	0-37	L
11/13	Texas A&M	14-51	L
11/20	at Kansas State [9]	0-66	L

**2000 COACH LARRY SMITH // 3-8**

9/2	Western Illinois	50-20	W
9/9	at Clemson [17]	9-62	L
9/16	Michigan State [20]	10-13	L
9/30	at Nebraska [1]	24-42	L
10/7	Oklahoma State	24-10	W
10/14	Kansas	17-38	L
10/21	at Texas [21]	12-46	L
10/28	at Iowa State	20-39	L
11/4	Colorado	18-28	L
11/11	at Baylor	47-22	W
11/18	Kansas State [9]	24-28	L

**2001 COACH GARY PINKEL // 4-7**

9/1	Bowling Green	13-20	L
9/8	Texas State	40-6	W
9/29	Nebraska [4]	3-36	L
10/6	at Oklahoma State	41-38 [3OT]	W
10/13	Iowa State	14-20	L
10/20	at Kansas	38-34	W
10/27	Texas [7]	16-35	L
11/3	at Colorado [25]	24-38	L
11/10	Baylor	41-24	W
11/24	at Kansas State	3-24	L
12/1	at Michigan State	7-55	L

**2002 COACH GARY PINKEL // 5-7**

8/31	Illinois (at St. Louis)	33-20	W
9/7	(R) Ball State	41-6	W
9/14	(R) at Bowling Green	28-51	L
9/28	Troy	44-7	W
10/5	Oklahoma [3]	24-31	L
10/12	at Nebraska	13-24	L
10/19	at Texas Tech	38-52	L
10/26	Kansas	36-12	W
11/2	at Iowa State [22]	35-42	L
11/9	Colorado [18]	35-42 [OT]	L
11/16	at Texas A&M	33-27 [2OT]	W
11/23	Kansas State [10]	0-38	L



## YEAR-BY-YEAR RESULTS

**2003 COACH GARY PINKEL // 8-5**

8/30	(R) Illinois (at St. Louis)	22-15	W
9/6	(R) at Ball State	35-7	W
9/13	(R) Eastern Illinois	37-0	W
9/20	[23] Middle Tenn. State	41-40 [OT]	W
9/27	[23] at Kansas	14-35	L
10/11	(R) Nebraska [10]	41-24	W
10/18	[24] at Oklahoma [1]	13-34	L
10/25	(R) Texas Tech (R)	62-31	W
11/8	[22] at Colorado	16-21	L
11/15	(R) Texas A&M	45-22	W
11/22	(R) at Kansas State [19]	14-24	L
11/29	Iowa State	45-7	W
	Mainstay Independence Bowl (Shreveport, La.)		
12/31	(R) Arkansas	14-27	L

**2004 COACH GARY PINKEL // 5-6**

9/4	[18] Arkansas State	52-20	W
9/9	[19] at Troy	14-24	L
9/18	(R) Ball State	48-0	W
10/2	(R) Colorado	17-9	W
10/9	(R) at Baylor	30-10	W
10/16	(R) at Texas [9]	20-28	L
10/23	(R) Oklahoma State [22]	17-20	L
10/30	(R) at Nebraska	3-24	L
11/6	Kansas State	24-35	L
11/20	Kansas	14-31	L
11/27	at Iowa State	17-14 [OT]	W

**2005 COACH GARY PINKEL // 7-5**

9/3	Arkansas St. (Kansas City)	44-17	W
9/10	New Mexico	35-45	L
9/17	Troy	52-21	W
10/1	Texas [2]	20-51	L
10/8	at Oklahoma State	38-31	W
10/15	Iowa State	27-24 [OT]	W
10/22	Nebraska	41-24	W
10/29	(R) at Kansas	3-13	L
11/5	at Colorado [25]	12-41	L
11/12	Baylor	31-16	W
11/19	at Kansas State	28-36	L
	Independence Bowl (Shreveport, La.)		
12/30	South Carolina (R)	38-31	W

**2006 COACH GARY PINKEL // 8-5**

9/2	Murray State	47-7	W
9/9	(R) Ole Miss	34-7	W
9/16	(R) at New Mexico	27-17	W
9/23	(R) Ohio	31-6	W
9/30	[25] Colorado	28-13	W
10/7	[23] at Texas Tech (R)	38-21	W
10/14	[19] at Texas A&M	19-25	L
10/21	[24] Kansas State	41-21	W
10/28	[23] Oklahoma [19]	10-26	L
11/4	(R) at Nebraska (R)	20-34	L
11/18	at Iowa State	16-21	L
11/25	Kansas	42-17	W
	Sun Bowl (El Paso, Texas)		
12/29	vs. Oregon State [24]	38-39	L

**2007 COACH GARY PINKEL // 12-2**

<b>BIG 12 NORTH CHAMPIONS</b>			
9/1	(R) Illinois (St. Louis)	40-34	W
9/8	(R) at Ole Miss	38-25	W
9/15	(R) Western Michigan	52-24	W
9/22	[25] Illinois State	38-17	W
10/6	[17] Nebraska [25]	41-6	W
10/13	[11] at Oklahoma [6]	31-41	L
10/20	[15] Texas Tech [22]	41-10	W
10/27	[13] Iowa State	42-28	W
11/3	[9] at Colorado	55-10	W
11/10	[7] Texas A&M	40-26	W
11/17	[6] at Kansas State	49-32	W
11/24	[3] Kansas [2] (KC)	36-28	W
	Big 12 Championship (San Antonio, Texas)		
12/1	[1] Oklahoma [9]	17-38	L
	Cotton Bowl (Dallas, Texas)		
1/1	[7] Arkansas [25]	38-7	W

**FINAL RANKING // 4th (AP), 5th (USA Today)****2008 COACH GARY PINKEL // 10-4**

<b>BIG 12 NORTH CHAMPIONS</b>			
8/30	[6] Illinois [20] (St. Louis)	52-42	W
9/6	[6] SEMO	52-3	W
9/13	[6] Nevada	69-17	W
9/20	[5] Buffalo	42-21	W
10/4	[4] at Nebraska (RV)	52-17	W
10/11	[3] Oklahoma State [17]	23-28	L
10/18	[11] at Texas [4]	31-56	L
10/25	[16] Colorado	58-0	W
11/1	[14] at Baylor	31-28	W
11/8	[13] Kansas State	41-24	W
11/15	[12] at Iowa State	52-20	W
11/29	[12] Kansas (Kansas City)	37-40	L
	Big 12 Championship (Kansas City)		
12/6	[19] Oklahoma [4]	21-62	L
	Alamo Bowl (San Antonio, Texas)		
12/30	[25] Northwestern [22]	30-23 [OT]	W

**FINAL RANKING // 19th (AP), 16th (USA Today)****2009 COACH GARY PINKEL // 8-5**

9/5	(R) Illinois (R) (St. Louis)	37-9	W
9/12	[25] Bowling Green	27-20	W
9/19	(R) Furman	52-12	W
9/25	(R) at Nevada	31-21	W
10/8	[24] Nebraska [21]	12-27	L
10/17	(R) at Oklahoma State [16]	17-33	L
10/24	(R) Texas [3]	7-41	L
10/31	at Colorado	36-17	W
11/7	Baylor	32-40	L
11/14	at Kansas State (R)	38-12	W
11/21	Iowa State	34-24	W
11/28	Kansas (Kansas City)	41-39	W
	Texas Bowl (Houston, Texas)		
12/31	(R) vs. Navy (R)	13-35	L

**2010 COACH GARY PINKEL // 10-3**

<b>BIG 12 NORTH CO-CHAMPIONS</b>			
9/4	(R) vs. Illinois (at St. Louis)	23-13	W
9/11	(R) McNeese State	50-6	W
9/18	(R) San Diego State	27-24	W
9/25	(R) Miami (Ohio)	51-13	W
10/9	[24] Colorado	26-0	W
10/16	[21] at Texas A&M	30-9	W
10/23	[18] Oklahoma [3]	36-27	W
10/30	[7] at Nebraska [14]	17-31	L
11/6	[14] at Texas Tech	17-24	L
11/13	[20] Kansas State (R)	38-28	W
11/20	[15] at Iowa State	14-0	W
11/27	[15] vs. Kansas (at KC)	35-7	W
	Insight Bowl (Tempe, Ariz.)		
12/28	[14] vs. Iowa	24-27	L

**FINAL RANKING // 18th (AP), 18th (USA Today)****2011 COACH GARY PINKEL // 8-5**

9/3	[21] Miami (Ohio)	17-6	W
9/9	[21] at Arizona State (R)	30-37 [OT]	L
9/17	(R) Western Illinois	69-0	W
9/24	(R) at Oklahoma [1]	28-38	L
10/8	at Kansas State [20]	17-24	L
10/15	Iowa State	52-17	W
10/22	Oklahoma State [6]	24-45	L
10/29	at Texas A&M [16]	38-31 [OT]	W
11/5	at Baylor	39-42	L
11/12	Texas [21]	17-5	W
11/19	Texas Tech	31-27	W
11/26	vs. Kansas (Kansas City)	24-10	W
	Independence Bowl (Shreveport, La.)		
12/26	(R) vs. North Carolina (R)	41-24	W

**2012 COACH GARY PINKEL // 5-7**

9/1	(R) Southeastern Louisiana	62-10	W
9/8	(R) Georgia [7]	20-41	L
9/15	Arizona State (R)	24-20	W
9/22	(R) at South Carolina [7]	10-31	L
9/29	at UCF	21-16	W
10/6	Vanderbilt	15-19	L
10/13	Alabama [1]	10-42	L
10/27	Kentucky	33-10	W
11/3	at Florida [8]	7-14	L
11/10	at Tennessee	51-48 (4OT)	W
11/17	Syracuse	27-31	L
11/24	at Texas A&M [9]	29-59	L

**2013 COACH GARY PINKEL // 12-2**

<b>SEC EAST CHAMPIONS</b>			
8/31	Murray State	58-14	W
9/7	Toledo	38-23	W
9/21	at Indiana	45-28	W
9/28	(R) Arkansas State	41-19	W
10/5	(R) at Vanderbilt	51-28	W
10/12	[25] at Georgia [7]	41-26	W
10/19	[14] Florida [22]	36-17	W
10/26	[5] South Carolina [20]	24-27 (2OT)	L
11/2	[10] Tennessee	31-3	W



11/9	[9] at Kentucky	48-17	W
11/23	[8] at Ole Miss [24]	24-10	W
11/30	[5] Texas A&M [19]	28-21	W
	SEC Championship (Atlanta, Ga.)		
12/7	[5] Auburn [3]	42-59	L
	Cotton Bowl (Arlington, Texas)		
1/3	[8] Oklahoma State [13]	41-31	W
	<b>FINAL RANKING // 5th (AP), 5th (USA Today)</b>		

**2014 COACH GARY PINKEL // 11-3**  
**SEC EAST CHAMPIONS**

8/30	[24] South Dakota State	38-18	W
9/6	[24] at Toledo	49-24	W
9/13	[20] UCF	38-10	W
9/20	[18] Indiana	27-31	L
9/27	[R] at South Carolina [13]	21-20	W
10/11	[23] Georgia [13]	0-34	L
10/18	at Florida	42-13	W
10/25	[R] Vanderbilt	24-14	W
11/1	[R] Kentucky	20-10	W
11/15	[R] at Texas A&M	34-27	W
11/22	[19] at Tennessee	29-21	W
11/28	[17] Arkansas	21-14	W
	SEC Championship (Atlanta, Ga.)		
12/6	[14] Alabama [1]	13-42	L
	Citrus Bowl (Orlando, Fla.)		
1/1	[16] Minnesota [25]	33-17	W
	<b>FINAL RANKING // 14th (AP), 11th (USA Today)</b>		

**2015 COACH GARY PINKEL // 0-7~~6~~**

9/5	[24] SEMO State	34-3	W <del>6</del>
9/12	[21] at Arkansas State	27-20	W <del>6</del>
9/19	[22] UConn	9-6	W <del>6</del>
9/26	[25] at Kentucky	13-21	L
10/3	South Carolina	24-10	W <del>6</del>
10/10	[R] Florida [11]	3-21	L
10/17	at Georgia [R]	6-9	L
10/24	at Vanderbilt	3-10	L
11/5	Mississippi State [20]	13-31	L
11/14	vs. BYU [R] (Kansas City)	20-16	W <del>6</del>
11/21	Tennessee	8-19	L
11/27	at Arkansas [R]	3-28	L

*6 - Wins later vacated due to NCAA action. On-field record was 5-7 overall, 1-7 in SEC play.*

**2016 COACH BARRY ODOM // 0-8~~6~~**

9/3	at West Virginia	11-26	L
9/10	Eastern Michigan	61-21	W <del>6</del>
9/17	Georgia [16]	27-28	L
9/24	Delaware State	79-0	W <del>6</del>
10/1	at LSU [R]	7-42	L
10/15	at Florida [18]	14-40	L
10/22	Middle Tennessee St.	45-51	L
10/29	Kentucky	21-35	L
11/5	at South Carolina	21-31	L
11/12	Vanderbilt	26-17	W <del>6</del>
11/19	at Tennessee [R]	37-63	L
11/25	Arkansas [R]	28-24	W <del>6</del>

*6 - Wins later vacated due to NCAA action. On-field record was 4-8 overall, 2-6 in SEC play.*

**2017 COACH BARRY ODOM // 7-6**

9/2	Missouri State	72-43	W
9/9	South Carolina [R]	13-31	L
9/16	Purdue	3-35	L
9/23	Auburn [15]	14-51	L
10/7	at Kentucky	34-40	L
10/14	at Georgia [4]	28-53	L
10/21	Idaho	68-21	W
10/28	at UConn	52-12	W
11/4	Florida	45-16	W
11/11	Tennessee	50-17	W
11/18	at Vanderbilt	45-17	W
11/24	at Arkansas	48-45	W
	Texas Bowl (Houston, Texas)		
12/27	vs. Texas	16-33	L

**2018 COACH BARRY ODOM // 8-5**

9/1	UT-Martin	51-14	W
9/8	Wyoming	40-13	W
9/15	at Purdue	40-37	W
9/22	[R] Georgia [2]	29-43	L
10/6	at South Carolina	35-37	L
10/13	at Alabama [1]	10-39	L
10/20	Memphis	65-33	W
10/27	Kentucky [12]	14-15	L
11/3	at Florida [13]	38-17	W
11/10	Vanderbilt	33-28	W
11/17	at Tennessee	50-17	W
11/23	[R] Arkansas	38-0	W
	Liberty Bowl (Memphis, Tenn.)		
12/31	[23] vs. Oklahoma State	33-38	L

**2019 COACH BARRY ODOM // 6-6**

8/31	at Wyoming	31-37	L
9/7	West Virginia	38-7	W
9/14	SEMO	50-0	W
9/21	South Carolina	34-14	W
10/5	Troy	42-10	W
10/12	Ole Miss	38-27	W
10/19	at Vanderbilt	14-21	L
10/26	at Kentucky	7-29	L
11/9	at Georgia [6]	0-27	L
11/16	Florida [10]	6-23	L
11/23	Tennessee	20-24	L
11/29	at Arkansas (Little Rock)	24-14	W

*Mizzou was bowl eligible in 2019 with six regular-season wins, but due to NCAA sanctions, was not permitted to play in the postseason.*

**2020 COACH ELIAH DRINKWITZ // 5-5**

9/26	Alabama [2]	19-38	L
10/3	at Tennessee [21/20]	12-35	L
10/10	LSU [17/16]	41-45	W
10/24	Kentucky (RV)	20-10	W
10/31	at Florida [10/9]	17-41	L
11/21	at South Carolina	17-10	W
11/28	Vanderbilt	41-0	W
12/5	Arkansas	50-48	W
12/12	Georgia [12/10]	14-49	L
12/19	at Mississippi State	32-51	L

*Due to COVID-19, Mizzou played an SEC only schedule. The Tigers earned a Music City Bowl bid but the game was cancelled due to the global pandemic.*

**2021 COACH ELIAH DRINKWITZ // 6-7**

9/4	Central Michigan	34-24	W
9/11	at Kentucky	28-35	L
9/18	SEMO	59-28	W
9/25	Boston College	34-41 (OT)	L
10/2	Tennessee	24-62	L
10/9	North Texas	48-35	W
10/16	Texas A&M [21/18]	14-35	L
10/30	Vanderbilt	37-28	W
11/6	at Georgia [1/1]	6-43	L
11/13	South Carolina	31-28	W
11/20	Florida	24-23 (OT)	W
11/26	at Arkansas	17-34	L
	Armed Forces Bowl (Fort Worth, Texas)		
12/22	Army West Point	22-24	L

**2022 COACH ELIAH DRINKWITZ // 6-7**

9/1	Louisiana Tech	52-24	W
9/10	at Kansas State	12-40	L
9/17	Abilene Christian	34-17	W
9/24	at Auburn	14-17 (OT)	L
10/1	Georgia	22-26	L
10/8	at Florida	17-24	L
10/22	Vanderbilt	17-14	W
10/29	at South Carolina	23-10	W
11/5	Kentucky	17-21	L
11/12	at Tennessee	24-66	L
11/19	New Mexico State	45-14	W
11/25	Arkansas	29-27	W
	Gasparilla Bowl (Tampa, Fla.)		
12/23	Wake Forest	17-27	L



## ALL-AMERICANS / HALL OF FAMERS

## NATIONAL FOOTBALL FOUNDATION HALL OF FAME

YEAR	NAME	YEARS AT MU
1951	Coach Bill Roper	1909
1961	Coach Don Faurot	1935-56
1973	Coach James Phelan	1920-21
1983	Coach Frank Broyles	1957
1984	John Waldorf, Official	1927-29
1985	Coach Dan Devine	1958-70
2022	Coach Gary Pinkel	2011-15
2023	Jeremy Maclin	2006-08

## SEC LEGENDS SELECTIONS

YEAR	NAME	YEARS AT MU
2012	Johnny Roland, HB	1962-65
2013	Phil Bradley, QB	1977-80
2014	Kellen Winslow, TE	1976-78
2015	Roger Wehrli, DB	1966-68
2016	Justin Smith, DL	1998-2000
2017	Brad Smith, QB	2002-05
2018	Devin West, RB	1995-98
2019	Jeremy Maclin, WR/KR	2007-08
2022	Gary Pinkel, Head Coach	2001-15

**Danario Alexander, WR // 2009 All-American**

Overcoming huge odds against him, Danario Alexander turned in a record-smashing senior season in 2009 to become the nation's leading receiver and took home All-America honors in the process. Coming into his senior year, Alexander hadn't even earned honorable-mention All-Big 12 status, thanks mostly to the fact that his first three years were impacted by a string of unfortunate knee injuries. He was resolute in his determination to prove he belonged among the nation's elite receivers, and he did just that in 2009, as he burst onto the scene with an NCAA-best 137.0 yards per game average, which included an MU-record 1,781 yards, 14 touchdowns and 113 receptions. His yardage total was some 500 yards more than the previous record of 1,260 established in 2008 by Jeremy Maclin (in one fewer game, nonetheless), and it propelled Alexander to the top of the Mizzou career receiving yardage charts, with 2,778 (previous record was 2,704 by Justin Gage). He became only the fifth Tiger in history to lead the NCAA in an individual statistical category, and the first receiver since Hank Burnine led the country in 1955 with 44 receptions. Alexander had an MU-record nine 100-yard receiving games, including six straight to close the season. Included in that string were three 200-yard performances in a four-game stretch (214 vs. Baylor, 200 at Kansas State, 173 vs. Iowa State and 233 vs. Kansas). For his career, Alexander finished with 191 receptions for 2,778 yards and 22 touchdowns.

**Scott Anderson, C // 1973 All-American**

A standout center on Missouri teams that played in the 1972 Fiesta and 1973 Sun Bowls, Anderson lettered for Coach Al Onofrio from 1971-73. An All-Big Eight and All-America selection as a senior in 1973, Anderson played in the Hula Bowl and Coaches All-American Games in 1974. He recovered a fumble that set up a touchdown that led to MU's 13-12 victory over Nebraska in Columbia in 1973. He went on to play in the National Football League with the Minnesota Vikings from 1974-77.

**Ed Blaine, T // 1961 All-American**

One of the greatest offensive linemen in Missouri history, Blaine lettered in 1959-60-61. He received All-Big Eight and All-America honors in 1961 and was an honorable mention selection on the Missouri All-Century Team. A native of Farmington, Mo., Blaine played in the East-West Shrine Game, the Senior Bowl and the College All-Star Game after his senior season, en route to an NFL career with the Green Bay Packers (1962-63) and Philadelphia Eagles (1963-66). In

his post-playing days, Blaine established himself as one of the nation's foremost pharmaceutical researchers and spoke at Mizzou's commencement exercises.

**Kentrell Brothers, LB // 2015 All-American**

A student of the game who parlayed his penchant for video study – along with his relentless work ethic and outstanding instincts for the game – into first-team All-America status as a senior in 2015 when he led the nation in tackles (12.67 per game) for a Tiger defense that was ranked among the nation's best in several categories (fifth in points allowed [16.2 ppg]; fifth in passing defense [169.3 ypg]; sixth in total defense [302.0 ypg]). Finished his final season as a Tiger by racking up 152 tackles in just 12 games, while he also led the nation with three blocked kicks during the season. He tallied 12.0 tackles for loss and 2.5 sacks in 2015, while adding a pair of interceptions as well. Finished his career with 358 total tackles, which ranks eighth on the all-time Mizzou tackles chart.

**Harold Burnine, E // 1955 All-American**

An All-American receiver for Coach Don Faurot in 1955, he led the nation in receiving with 44 receptions for 594 yards. The native of Richmond, Mo., was also All-Big Seven that year, and played in four all-star games – the Blue-Gray, North-South, Senior Bowl and College All-Star game. For his three-year MU career, Burnine caught 75 passes for 1,145 yards, figures that kept him in the Tiger top 10 until the 1990s. He played professionally with the New York Giants and Philadelphia Eagles. Burnine was inducted into the MU Intercollegiate Athletics Hall of Fame in 1993.

**Mike Carroll, OG // 1969 All-American**

A powerful blocker who was selected a first-team All-American offensive lineman as a senior after helping lead Missouri to the 1970 Orange Bowl. That Tiger squad featured one of the nation's most high-powered offensive attacks, and the team finished the 1969 season as the Big Eight Conference Co-Champions with a 9-2 record and No. 6 national ranking. The 1969 team set school records at the time for points per game (36.2), total yards (4,507), passing yards (2,048) and touchdown passes (20). Carroll helped pave the way for running back Joe Moore to gain 1,312 yards rushing (third nationally) and for quarterback Terry McMillan to rank 12th nationally in 1969 with 2,157 total yards. The Ste. Genevieve, Mo., native, played in the prestigious Senior Bowl following his senior season.

**Paul Christman, QB // National Football Foundation Hall of Fame (1956), #44 Retired Number, MU Ring of Honor, 1939, 1940 All-American**

The legendary "Pitchin' Paul" Christman came to Mizzou from Maplewood, Mo., and lettered in football in 1938-39-40, and in baseball in 1938-39-41. He was a three-time All-Big Six Conference quarterback, and twice earned first-team All-America honors. Christman finished third in the Heisman Trophy voting in 1939, and fifth in 1940. He went on to play in the National Football League with the Chicago Cardinals (1945-49) and Green Bay Packers (1950) and led the Cardinals to division titles in 1947-48 and the league championship in 1947. In 1940, he led the nation with 1,131 yards passing and 13 TD passes. During his career, MU had a 20-8 record, with a Big Six title in '39, and its first bowl game – the 1940 Orange Bowl. The first Tiger player to be inducted into the National Football Foundation Hall of Fame (in 1956), his jersey (44) number is retired.

**John Clay, OT // 1986 All-American**

An earth-moving offensive tackle, John Clay was a St. Louis, Mo., native who earned consensus All-America honors as a senior in 1986. He lettered four years for Mizzou, from 1983-86, and was a first-team All-Big Eight selection in 1984-85-86, joining former standouts Johnny Roland, Gary Lane and Phil Bradley as MU's only three-time all-league honorees in the Big Eight era. A team co-captain in 1986, Clay ended his collegiate career by playing in the prestigious Blue-Gray Game and East-West Shrine Game. He went on to become a first-round draft pick by the Los Angeles Raiders of the National Football League in 1987. He was later



traded to the San Diego Chargers in 1988, but a back injury prematurely ended his promising career.

#### **Chase Coffman, TE // 2008 All-American**

Despite missing two games late in the year with a foot injury, Coffman established himself as the top tight end in all of college football, and earned consensus first-team All-America honors, marking the second straight year MU tight ends earned that distinction. Coffman surpassed former teammate Martin Rucker as MU's top pass-catching tight end of all-time, as he had 90 receptions in 2008 for 987 yards and 10 touchdowns. His play in 2008 not only earned him All-America honors, but earned him the John Mackey Award, which annually goes to the nation's top tight end. That made Coffman the first Tiger in history to win a national individual award given to a specific position group. Coffman ended his career holding Mizzou records for receptions (247) and touchdowns (30) and was second all-time in receiving yards (2,659). He went on to become a third-round draft pick of the Cincinnati Bengals in the 2009 NFL Draft.

#### **Brad Edelman, C // 1981 All-American**

A native of St. Louis, Mo., Brad Edelman lettered as a standout center at Mizzou from 1978-81 and played on MU teams that appeared in four bowl games (1978 Liberty, 1979 Hall of Fame, 1980 Liberty and 1981 Tangerine). He was named All-America as a senior co-captain in 1981, in addition to earning All-Big Eight honors as a junior in 1980. A member of the Missouri All-Century Team, Edelman played in the Hula Bowl and Olympia Gold Bowl following the 1981 season. He went on to a solid professional football career, playing in the National Football League with the New Orleans Saints from 1982-90 as an offensive guard. He was a Pro Bowl starter in 1987 and was a Pro Bowl alternate in 1982-83-84-88. Edelman worked as an actor in Hollywood for a period of time after finishing his pro football career.

#### **Michael Egnew, TE // 2010 All-American**

After catching a grand total of seven balls combined in his first two years in the program, junior TE Michael Egnew burst onto the national scene in 2010 when he won consensus first-team All-America honors, thanks to a 90-reception season that included 762 yards and five touchdowns. His 90 catches were the most in the nation among all tight ends, and it tied former Tiger standout Chase Coffman (a 2008 consensus All-American tight end) for the MU single-season receptions record among tight ends. Egnew, who was a finalist for the John Mackey Award, became the third Tiger tight end to win consensus first-team All-America honors in four years (2007-10).

#### **Jeff Gaylord, DT // 1981 All-American**

A rugged defender who hailed from Overland Park, Kan., and lettered three years for Mizzou (1978-80-81), playing on MU teams that went to bowl games each year (1978 Liberty, 1980 Liberty and 1981 Tangerine). Named Big Eight Conference Defensive Player of the Year as a senior in 1981, making him to this day the only Tiger to win a conference defensive player of the year award. Was named All-Big Eight in 1981 and earned player of the game honors in MU's 1981 Tangerine Bowl victory over Southern Mississippi. Following his senior season, Gaylord played in the Blue-Gray Game, East-West Shrine Game and the Senior Bowl. He played professional football with the Los Angeles Rams, Toronto Argonauts and in the USFL, from 1982-85. He also was a professional wrestler for several years following his retirement from football.

#### **Conrad Goode, OT // 1983 All-American**

An offensive tackle with good Tiger bloodlines, whose father, Conrad Hitchler, was an All-American end at MU in 1962. A native of St. Louis, Mo., Goode lettered at MU from 1980-83 and played on Missouri teams that appeared in three bowl games (1980 Liberty, 1981 Tangerine, 1983 Holiday). As a senior co-captain, earned All-America honors, in addition to being named All-Big Eight. He played in the prestigious East-West Shrine Game following his senior season and went on to play in the National Football League with the New York Giants (1984-85) and Tampa Bay Buccaneers (1987-89). Following his football playing days, became a successful actor in Hollywood, where he still works today.

#### **Conrad Hitchler, E // 1962 All-American**

A standout two-way end for Coach Dan Devine, who lettered at Mizzou from 1960-62. Hitchler led Mizzou in receiving in 1961 and was an All-Big Eight selection in both 1961 and '62. He earned All-America status as a senior, then went on to play in the East-West Shrine Game, the Hula Bowl and the Coaches All-America Game. He played three years in the Canadian Football League as a member of the Calgary Stampeders. His son, Conrad Goode, was also an All-American offensive tackle for the Tigers in 1983.

#### **Darold Jenkins, C // National Football Foundation Hall of Fame (1976), #42 Retired Number, MU Ring of Honor, 1941 All-American**

A faultless ball-handler, Missouri's Darold Jenkins was a mid-line magician during the early 1940s. He played the unheralded role of center, making coach Don Faurot's split-T formation click through a 22-7 record. On defense he played middle linebacker. In 1941, Jenkins captained the Tigers and led them to one of their most exciting seasons. They lost to Ohio State, 12-7, in the season opener, then ran off eight victories before bowing to Fordham, 2-0, in the Sugar Bowl. Missouri won the Big Six championship that year and Jenkins was named all-conference and All-America. Jenkins was the leading center of his day and Faurot considered him a "play-maker" because of his ability to get the offense moving. After college, Jenkins served six years in the U.S. Army Air Corps logging 27 combat missions over Germany. He spent 16 months as a prisoner of war. When he retired from the military, Jenkins held the rank of lieutenant colonel. He returned to study law and, in 1952, became a practicing attorney, eventually joining the Missouri State Highway Commission. He died September 16, 1986.

#### **Danny LaRose, E // 1960 All-American**

One of the greatest two-way talents in Missouri history, LaRose starred from 1958-60, as an end who could dominate the line of scrimmage and was also MU's leading receiver as a sophomore and senior. He also punted for MU in 1960. A native of Crystal City, Mo., LaRose won all-conference honors in 1958 and '60, and was a consensus All-America selection in 1960 (making 13 teams), when Missouri beat Navy and Heisman winner Joe Bellino in the Orange Bowl. LaRose played in the College All-Star Game and Hula Bowl in 1961, then went on to a pro career with the Detroit Lions, Pittsburgh Steelers and Miami Dolphins. He was also an accomplished thrower in track, who held Missouri's indoor shot put record for many years.

#### **Ed Lindenmeyer, T // 1925 All-American**

Mizzou's very first All-American, as he won the designation for the 1925 season. A native of Lake Forest, Ill., Lindenmeyer came to Mizzou and starred at both tackle and end, lettering in 1924-25-26. He earned All-Missouri Valley Conference honors in 1925 and blocked a punt for a safety in a 9-6 upset win over Nebraska that season. Lindenmeyer lettered on Gwinn Henry's teams that had a stellar three-year record of 18-4-3. He later went on to coach at Lake Forest (Ill.) College.



## ALL-AMERICANS / HALL OF FAMERS

**Jeremy Maclin, All-Purpose // National Football Foundation Hall of Fame (2023), 2007, 2008 All-American**

After missing the 2006 season due to a knee injury, redshirt freshman Jeremy Maclin burst onto the scene in record-setting fashion and became MU's first-ever freshman to earn first-team All-America honors in 2007. He earned consensus first-team status by breaking the NCAA single-season freshman record for all-purpose yards, as he amassed a whopping 2,776 yards – including 1,055 receiving, 1,039 kickoff return, 375 rushing and 307 punt return. Maclin scored 16 touchdowns in all to become one of the most dynamic players in all of college football, with nine scores coming on receptions, four on the ground, two via punt returns and one on a kickoff return – the latter was an historic 99-yard kickoff return for score at Kansas State that was MU's first since 1982. He was the only player in Division I in 2007 to score touchdowns in all four all-purpose categories. He repeated with consensus first-team All-America honors in 2008 as he led the NCAA in all-purpose yardage (202.36 ypg) and broke MU single-season receiving records with 102 receptions, 1,260 yards and 13 TDs. In just two years, he broke the MU record for career all-purpose yardage, with 5,609 yards. He closed his career with Offensive MVP honors in the 2008 Alamo Bowl, as he returned a punt for TD and caught the game-winning TD pass from Chase Daniel in MU's 30-23 overtime win. Maclin chose to bypass his final two years of collegiate eligibility and entered the 2009 NFL Draft, where he was taken with the No. 19 overall selection in the first round by the Philadelphia Eagles.

**Henry Marshall, WR // 1975 All-American**

One of Mizzou's greatest receivers, Henry Marshall was an All-Big Eight and All-America choice in 1975, when he caught 44 passes for 945 yards and nine touchdowns. A native of Salina, Kan., he was a tight end when he lettered as a freshman in 1972 but moved to wideout while lettering in 1974 and '75. He played in the Blue-Gray Game, Hula Bowl and Coaches All-American Game following his senior year, then was drafted by the Kansas City Chiefs, for whom he played from 1976-87, and in the process, unseated Otis Taylor as Kansas City's all-time leading receiver. He held the MU records for receiving yards in a game (207) and season (945) for 15 years, before both were eventually broken. A first-team choice on the Missouri All-Century Team, Marshall was inducted into the MU Intercollegiate Athletics Hall of Fame in 1991.

**Harrison Mevis, K // 2021 All-American**

In 2021, Harrison Mevis earned first-team All-America honors from four publications (Sporting News, PFF, The Athletic, Action Network) while garnering second-team honors from the FWAA following a dazzling sophomore campaign where the kicker hit 23-of-25 field goal attempts and finished a perfect 41-of-41 on PATs. His 110 points on the season rank ninth all-time at Mizzou. Mevis finished a perfect 3-for-3 from beyond 50 yards, including a career-long, 56-yard boot at Boston College to force overtime. The 23 made field goals rank third in a single season at Mizzou and his six career makes through two seasons are tied for the most in program history. His 40 made field goals through two years rank seventh all-time at Mizzou.

**Marcus Murphy, Special Teams // 2014 All-American**

One of the most electrifying all-purpose men to ever play for Mizzou, Murphy became a first-team All-American as a senior in 2014 as he ranked sixth nationally in kickoff returns (29.6 avg.) and 11th in punt returns (10.4 avg.) while he also took home the Southeastern Conference Special Teams Player of the Year award. Murphy, a finalist for the Paul Hornung Award as a senior, led the SEC with his 1,921 all-purpose yards and was the only player in FBS in 2014 to score a touchdown via a kickoff return, punt return, rush and pass reception. He broke the Mizzou career record for combined kick return yardage and had a game to remember at Florida in 2014, when he took the opening kickoff back 96 yards for a touchdown, and later in the same game returned a punt 82 yards for a score.

Finished the season with 924 rushing yards, 212 receiving yards, 281 punt return yards and 504 kick return yards, and was instrumental in MU's 33-17 Citrus Bowl victory over Minnesota, as he ran for a career-high 157 yards.

**John Moseley, DB // 1973 All-American**

One of the most exciting players ever to play at MU, Moseley holds the distinction of being the only MU football player ever to go from walk-on to All-American. A defensive back from 1971-73, Moseley was a daring kick return man. He ranked sixth nationally in punt returns in 1973, with an average of 16.5 yards per return. For his career, he averaged 13.3 yards, which stood as the school record until recently. The Columbia, Mo., native was named All-American as a senior in 1973.

**Brock Olivo // #27 Retired Number, MU Ring of Honor**

Brock Olivo came to Mizzou with modest fanfare, but thanks to his legendary work ethic, he became one of the great inspirational players in school history. A native of Washington, Mo., Olivo helped restore pride to his home state program that had fallen on hard times when he led the Tigers to the 1997 Holiday Bowl – MU's first bowl appearance since 1983. Olivo made his mark at tailback and on special teams during a career that spanned from 1994-97. He left as the school's all-time leading rusher, with 3,026 yards, and his 188 points ranked him fourth on the career scoring list. Olivo became the first Tiger to rush for 200 yards in a game twice, doing so during his sophomore season with a 222-yard outing against Northeast Louisiana and following with a 201-yard day against Iowa State later in the year. The Big Eight Conference Offensive Freshman of the Year in 1994, Olivo went on to ensure his spot in Tiger Football history when he won the Mosi Tatupu National Special Teams Player of the Year Award in 1997 – making him the first Tiger to ever win a national individual award.

**Francis Peay, OT // 1965 All-American**

A Pittsburgh, Pa., native, Francis Peay was a standout tackle at Mizzou in 1964-65, and won All-Big Eight and All-America honors as a senior when Missouri ranked third nationally in rushing offense and won the Sugar Bowl over Florida and Heisman Trophy winner Steve Spurrier. He was the Big Eight's lineman of the week following MU's 17-6 win over Minnesota that season, and later played in the Senior Bowl, Coaches All-American Game and College All-Star Game. He was a first-round choice of the New York Giants in the 1966 NFL Draft, and later played with the Green Bay Packers (1968-72) and Kansas City Chiefs (1973-75). Named to the Missouri All-Century Team, he was inducted into the MU Intercollegiate Athletics Hall of Fame in 1991.

**Shane Ray, DE // 2014 All-American**

Shane Ray kept the #DLineZou bus rolling, as he made it two consecutive SEC Defensive Player of the Year honors and won consensus first-team All-America status for an eye-opening 2014 season as he helped lead the Tigers to an 11-3 mark and a second-straight SEC Eastern Division title. Ray made play after play in opposing offenses' backfield, as he broke the Mizzou single-season quarterback sacks record, with 14.5 (breaking the old mark of 11.5 from former standouts Aldon Smith and Michael Sam). He also led the team with 22.5 tackles for loss, finishing third in the NCAA in sacks and fifth in TFLs, while he led the SEC in both categories. Ray ended his junior campaign with 65 tackles, a team-best three forced fumbles and five pass break-ups. Ray chose to bypass his final year of eligibility to enter the 2015 NFL Draft, and that decision paid off when he was taken with the No. 23 overall selection in the first round by the Denver Broncos.



**Grant Ressel, PK // 2009 All-American**

One of the more amazing stories to come out of college football during the 2009 season had to do with the previously unheralded sophomore walk-on kicker Grant Ressel, who rose from unknown status to become one of the nation's top kickers. Ressel began fall camp second on the depth chart as the Tigers looked to replace Jeff Wolfert, who left after the 2008 season holding the NCAA career record for combined kick accuracy. With those rather large shoes to fill, Ressel was named the starting kicker the week of the 2009 season opener and proceeded to put together an amazing season which earned him All-America status. All he did was set an NCAA single-season combined kick accuracy record, as he connected on a combined 98.5% (65-of-66) of his kicks, including 26-of-27 field goals and 39-of-39 on extra points. He also led the NCAA in field goal percentage among those with 13 or more attempts (96.3%) and finished third nationally with 2.00 field goals made per game. He also etched his name firmly forever into the hearts of Tiger fans young and old, thanks to his game-winning 27-yard field goal as time expired to beat rival Kansas, 41-39, in Kansas City's Arrowhead Stadium to end the 2009 regular season and give Mizzou its eighth win of the year.

**Rob Riti, C // 1999 All-American**

One of the best centers to ever play the game for Mizzou, Riti won first-team All-America honors as a senior in 1999 and became one of only seven Tigers to earn consensus All-America first-team honors. He was a key figure in MU rushing attacks that ranked among the nation's top 10 statistically three times. Started a then-MU-record 44 consecutive games from 1996-99 and helped pave the way for tailback Devin West to an All-America year in 1998 as the Tigers won their first bowl game since 1981, with a victory over West Virginia in the Insight.com Bowl. Was one of the strongest Tigers to ever don the Black and Gold, as he was the first MU player to record a 900-lb. squat lift in 1998, then topped that with a school-record 1,000-lb. lift in 1999. He made the Rams practice squad as an undrafted free agent in 2000.

**Johnny Roland, DB // National Football Foundation Hall of Fame (1998), #23 Retired Number, MU Ring of Honor, 1965 All-American**

Johnny Roland's career at Missouri had two dimensions. As a sophomore in 1962 he was a running back. He rushed for 830 yards, seventh-best total nationally, and scored 78 points, ninth in the nation. He rushed for 155 yards against Oklahoma State, 104 against Iowa State. When he returned for his junior year in 1964, Coach Dan Devine moved him to defensive back. He made All-America at this position in 1965. Roland stood 6-2, weighed 198, and was a power runner. Even in the years he was a defensive back, Devine occasionally moved him into the game on offense. He always picked times when Missouri had the ball inside the opponent's 20-yard line. In 1965, Roland also returned 42 punts and kickoffs for 690 yards, averaging 16.4 yards on each. He was Missouri's co-captain in 1965, and helped the team to an 8-2-1 record, including a 20-18 victory over Florida in the 1966 Sugar Bowl. Missouri retired his jersey, No. 23, and he was inducted into the National Football Foundation Hall of Fame in 1998. He made All-Big Eight as a running back in 1962 and as a defensive back in 1964 and 1965. In 1965, he had six pass interceptions. He had an eight-year pro playing career with St. Louis and the New York Giants, winning NFL Rookie of the Year honors with the Cardinals. He went on to a nearly 30-year career as a coach in the NFL.

**Martin Rucker, TE // 2007 All-American**

The top pass-catching tight end in Mizzou history, Rucker won consensus first-team All-America honors as a senior in 2007 when he caught 84 passes for 834 yards and eight touchdowns, helping Mizzou to a 12-2 season and its first-ever Big 12 North Division title and a final No. 4 Associated Press ranking. Rucker was a vital part of the rebuilding of the Tiger program and served as a leader and visual aid of the hard work and dedication needed to get the program back in the national scene. Rucker ended his Tiger career with a then-MU-record 203 receptions, 2,175 yards

and 18 TDs, as he started in an MU-record 50 consecutive games from 2004-07. His 84 catches in 2007 broke the MU single-season record, as well.

**Michael Sam, DE // 2013 All-American**

After beginning his career at Mizzou by earning freshman All-America honors, rush end Michael Sam finished with a flurry, as he became only the second Tiger in history to win unanimous All-America honors during a magical senior season. Sam was a disruptive force rarely seen – even for a program like Mizzou that produces standout defensive linemen on a regular basis – as he led the Southeastern Conference and ranked 19th nationally in tackles for loss (19.0), while he was second in the league and 14th nationally with an MU single-season record-tying 11.5 QB sacks. Sam had a trio of three-sack games (Arkansas State, Vanderbilt and Florida), to get his name in the national conversation, and he capped his career with a bang as he got a trademark sack/fumble in the final minute of the 2014 AT&T Cotton Bowl that was picked up and returned by teammate Shane Ray for a game-clinching touchdown in the 41-31 win over former conference rival Oklahoma State. Sam would finish his Tiger career ranked fourth all-time on the sacks list, with 21.0.

**Justin Smith, DE // 2000 All-American**

A first-team All-American as a junior who was virtually unstoppable, despite constant double-and even triple-teaming efforts by Tiger opponents. A fierce competitor with a tireless motor who left holding the MU career quarterback sack record, with 22.5 in just three years (now ranks second). Broke the MU single-season sack record in his junior year, recording 11 on his own. A native of Holts Summit, Mo., Smith declared for the NFL Draft after his stellar junior season and became the fourth overall pick of the 2001 NFL Draft, by the Cincinnati Bengals, who he led in sacks each of his first two seasons in the league. Made an instant impression, as he became the first true freshman to start every game since 1986, when he started all 12 contests in 1998. Was a key factor for MU's defense that year that saw the Tigers earn their first bowl win since 1981, as they defeated West Virginia in the Insight.com Bowl.

**Bob Steuber, HB // National Football Foundation Hall of Fame (1971), #37 Retired Number, MU Ring of Honor, 1942 All-American**

A star halfback out of CBC High School in St. Louis, Mo., Steuber lettered at MU in 1940-41-42. He was a two-time All-Big Six selection, won All-America honors in 1942, and is one of seven Tigers to have his jersey (37) retired. He still holds the MU single-season scoring record for a non-kicker (121 points in 1942) and ranks ninth in career scoring and 17th in rushing yards in school history. His 2,030 rushing yards stood as the MU record for 28 years. He posted MU's first 1,000-yard rushing campaign in 1942, ranking second in the nation with 1,098 yards. When MU led the nation in rushing in 1941, he was third in the nation with 855 yards. Steuber played in the East-West Shrine and College All-Star Games following graduation, then played professionally with the Chicago Bears, Cleveland Browns, Los Angeles Dons and Buffalo Bills. He was inducted into the National Football Foundation Hall of Fame in 1971.



**Ed ‘Brick’ Travis // National Football Foundation Hall of Fame (1974),  
Retired Number, MU Ring of Honor**

From St. Charles, Mo., Travis starred for the Tigers as a tackle in 1919-20 earning All-Missouri Valley Conference honors both years. He went on to play professional football with Rock Island (Ill.) in 1921, and the St. Louis All-Stars in 1923. He was inducted into the State of Missouri Sports Hall of Fame in 1972, and the National Football Foundation Hall of Fame in 1974. He was a member of the University’s first Intercollegiate Athletic Committee. Players did not have numbers when Brick played, but he was added to Mizzou’s Wall of Honor in 2019. He was inducted into the Mizzou Athletics Hall of Fame as part of its inaugural class in 1990.

**Roger Wehrli, DB // National Football Foundation Hall of Fame (2004),  
#23 Retired Number, MU Ring of Honor, 1968 All-American**

When it came to game-winning plays, MU’s Roger Wehrli had few peers. Although stationed in the defensive backfield, the Tigers’ highly-regarded Wehrli played major offensive roles in many MU victories during his career. Iowa State could testify to that. In 1966, Wehrli started the Tigers’ 23-7 victory by returning the game-opening kickoff 96 yards for a TD. In the Tigers’ 42-7 Homecoming win over ISU in ‘68, Wehrli put on a magnificent show by returning six punts for 149 yards — one a 54-yarder. The King City native set up four of the Tigers’ six TDs. A week before, the 6-0, 184-pounder set an MU record by intercepting three Oklahoma State passes. A consensus All-American in 1968, and the nation’s leading punt returner, Wehrli broke school and Big Eight punt return records during his career. He went on to a standout career with the St. Louis Cardinals and was a perennial All-Pro selection. Wehrli was enshrined into the National Football Foundation College Football Hall of Fame in 2004, and later was also enshrined in the Pro Football Hall of Fame in 2006.

**Devin West, TB // 1998 All-American**

He might have come to Mizzou from nearby Moberly, Mo., without much fanfare, but Devin West became one of the top running backs in school history before his playing days were done. Lettering for four years (1995-98), West ended his career as MU’s No. 2 all-time career rusher, with 2,954 yards, and now stands number five. He would rank as MU’s all-time leader if bowl games were counted in career totals during his day. Was a first-team All-American running back (MU’s first since Bob Steuber in 1942) as a senior in 1998, who helped lead Mizzou to an 8-4 season and a win over West Virginia in the Insight.com Bowl — MU’s first bowl win since 1981. He rushed for 125 yards in the game. Rushed for a then-MU single-season record 1,578 yards in 1998, which ranked him fifth in the nation. Included in that total was a dominant 319-yard, two-touchdown rushing day against Kansas for Homecoming in 1998. Played in the Senior Bowl following the 1998 season, and was a semifinalist for the prestigious Doak Walker Award, which is presented annually to the nation’s top running back.

**Bill Whitaker, DB // 1980 All-American**

A ball-hawking defensive back who had a nose for big plays in the secondary. Earned first-team All-America honors as a senior in 1980 after leading the Big Eight Conference with six interceptions, including three in a single game against San Diego State. Oddly enough, he also had three pass interceptions as a junior in a game versus San Diego State. His 14 career interceptions tied him for the MU career record at the time of his graduation, and still ranks second on the school charts. Also served double-duty as a punt returner, and was MU’s top return man in 1980, as the Tigers went 8-4 and played in the Liberty Bowl. Went on to become a seventh-round draft pick by the Green Bay Packers in the 1981 NFL Draft, and played six years in the league, three each with the Packers and the St. Louis Cardinals.

**Kellen Winslow, TE // National Football Foundation Hall of Fame (2003),  
#83 Retired Number, MU Ring of Honor, 1978 All-American**

A native of East St. Louis, Ill., Kellen Winslow redefined the tight end position at the collegiate and professional levels during his playing career. Before Winslow, most tight ends ran short-to medium-length pass patterns. Kellen was one of the first tight ends to run deeper routes due to his unique combination of size and speed. As a freshman, he only played in three games and caught one pass. The next year new coach Warren Powers installed an expanded passing offense in which Winslow and the Tigers flourished. That year Mizzou upset Notre Dame and Nebraska, two teams which were rated among the nation’s top five teams, while Winslow’s number of catches improved to 16. In his junior year, he earned the first of back-to-back all-conference selections. As a senior, he added consensus All-America to his list of accomplishments. Winslow went on to have a Pro Football Hall of Fame career in nine seasons with the San Diego Chargers, where he caught 541 passes for 6,741 yards and nine touchdowns. He was inducted into the National Football Foundation Hall of Fame in 2003.



MISSOURI VALLEY

1907 William Driver, E  
Edwin Lee Miller, T  
1908 William Driver, E  
Dorcet Graves, T  
Harvey Anderson, G  
1909 Frank Burress, E  
Frank Thacher, G  
Ted Hackney, B  
1910 Frank Burress, E  
Frank Thacher, G  
Clinton Collins, C  
Ted Hackney, B  
1911 Oscar Houston, T  
Frank Hastings, T  
Elmer Anderson G  
Robert Wilson, C  
David Dexter, B  
1912 Jim Pixlee, E  
George Barton, T  
Robert Wilson, C  
Edmond Knoble, B  
1913 Jim Gallagher, G  
Robert Wilson, C  
Paul Shepard, B  
1914 Jacob Spellman, E  
James Clay, G  
Paul Shepard, B  
1915 Jacob Spellman, E  
Radford Pittam, B  
1916 Paul Hamilton, T  
Bill Preston, G  
Jesse Groves, G  
Harry Lansing, C  
Anton Stankowski, B  
1919 Ed Travis, T  
Chuck Lewis, B  
1920 Ed Travis, T  
Chuck Lewis, B  
1921 Herb Blumer, T  
Chuck Lewis, B  
1923 Clyde Smith, C  
1924 Jerry Lewis, G  
Clyde Smith, C  
1925 Carl Bacchus, E  
Ed Lindenmeyer, T  
Pete Johnson, B  
1926 Carl Bacchus, E  
Francis Lucas, G  
Bert Clark, B  
1927 Bill Smith, T  
Bob Miller, G  
Bob Mehrle, B

BIG SIX

1928 Miller Brown, E  
Bill Smith, T  
Bob Mehrle, B  
1929 Keith Hursley, E  
Paul Brayton, G  
Ray Smith, C  
John Waldorf, B  
1930 Leonard McGirl, G  
Robert Armstrong, C  
1931 Charles Schiele, E  
1932 Charles Schiele, E  
1935 Huston Betty, C  
1936 Maurice Kirk, G  
Al Londe, B  
1937 Maurice Kirk, G  
Henry Mahley, B  
1938 Jack Kinnison, C

1939 Paul Christman, B  
Robert Orf, E  
Melvin Wetzel, T  
Robert Waldorf, G  
Paul Christman, B  
1940 Darold Jenkins, C  
Paul Chrisman, B  
1941 Norville Wallach, T  
Robert Jeffries, G  
Darold Jenkins, C  
Harry Ice, B  
Bob Steuber, B  
Don Reece, B  
1942 Marshall Shurnas, E  
Bert Ekern, E  
Ed Hodges, T  
Mike Fitzgerald, G  
Bob Steuber, B  
1943 John Morton, E  
Alfred Anderson, T  
Don Reece, B  
1944 Jim Kekeris, T  
Paul Collins, B  
Bill Dellastatious, B  
1945 Jim Kekeris, T  
Robert Eigelberger, G  
Ralph Stewart, C  
Leonard Brown, B  
Loyd Brinkman, B  
1946 Roland Oakes, E  
Marshall Shurnas, E  
Jim Kekeris, T  
Ralph Stewart, G  
Loyd Brinkman, B  
1947 Mel Sheehan, E  
Chester Fritz, T  
Virlie Abrams, G  
Bus Entsminger, B  
Dick Braznell, B

BIG SEVEN

1948 Mel Sheehan, E  
Chester Fritz, T  
Bob Fuchs, C  
Bus Entsminger, B  
1949 Gene Ackerman, E  
Gene Pepper, G  
John Glorioso, B  
Dick Braznell, B  
Win Carter, B  
1950 Gene Ackerman, E  
John Kadlec, G  
1951 Bill Fuchs, C  
Junior Wren, B  
1952 Don Rutter, T  
Paul Fuchs, T  
Bob Castle, G  
Jack Lordo, G  
Terry Roberts, G  
Ed Merrifield, B  
1953 Terry Roberts, G  
Bob Bauman, B  
1954 Al Portney, T  
1955 Harold Burnine, E  
1956 Jim Hunter, B  
1957 Jack Keelan, T  
Merv Johnson, T  
Charles Rash, G  
Hank Kuhlmann, B

BIG EIGHT

1958 Danny LaRose, E  
Mike Magac, T

Don Chadwick, G  
Charles Rash, G  
1959 Russ Sloan, E  
Mike Magac, T  
Tom Swaney, C  
1960 Danny LaRose, E  
Rockne Calhoun, T  
Paul Henley, G  
Mel West, B  
1961 Conrad Hitchler, E  
Ed Blaine, T  
Bill Wegener, T  
1962 Conrad Hitchler, E  
Jerry Wallach, T  
Tom Hertz, G  
John Roland, B  
1963 George Seals, E  
Dave Gill, T  
Gene Oliver, C  
Gary Lane, B  
1964 Tom Wyrstek, G  
Bob Brown, G  
Gary Lane, B  
Butch Allison, T  
Gus Otto, LB  
Ken Boston, DB  
John Roland, DB  
1965 Francis Peay, OT  
Mike Eader, OG  
Gary Lane, QB  
Charlie Brown, HB  
Bruce Van Dyke, DT  
John Roland, DB  
1966 Gary Grossnickle, HB  
Dan Schuppan, DE  
Jim Whitaker, DB  
1967 Russ Washington, OT  
Barry Lischner, FB  
Jon Douglas, LB  
Roger Wehrli, DB  
Jim Anderson, G  
Bill Schmitt, DE  
Rocky Wallace, DT  
Carl Garber, LB  
Roger Wehrli, DB  
1969 Mel Gray, E  
Larron Jackson, OT  
Mark Kuhlmann, DT  
Dennis Poppe, S  
1970 Larron Jackson, OT  
Rocky Wallace, LB  
1972 Greg Hill, K  
1973 Jim Schnietz, OT  
Eddie Foster, OT  
Scott Anderson, C  
Greg Hill, K  
John Moseley, DB  
1974 Mark Miller, E  
Tony Galbreath, HB  
1975 Henry Marshall, E  
Kenny Downing, DB  
1976 Morris Towns, OT  
Joe Stewart, HB  
1977 Joe Stewart, E  
Kellen Winslow, TE  
James Taylor, OT  
Russ Calabrese, DB  
1978 Kellen Winslow, TE  
Pete Allard, C  
Phil Bradley, QB  
Russ Calabrese, DB

1979 Phil Bradley, QB  
Eric Wright, S  
1980 Howard Richards, OT  
Brad Edelman, C  
Phil Bradley, QB  
Ron Verrilli, K  
Lester Dickey, LB  
Eric Wright, S  
Bill Whitaker, DB  
1981 Jeff Gaylord, DT  
Kevin Potter, S  
1982 James Caver, WR  
Andy Gibler, TE  
Demetrious Johnson, DB  
1983 Conrad Goode, OT  
Bobby Bell, DE  
Jay Wilson, LB  
Terry Matichak, DB  
1984 George Shorthose, WR  
John Clay, OT  
1985 Herbert Johnson, WR  
John Clay, OT  
1986 John Clay, OT  
1987 Erik McMillan, S  
1988 Adrian Jones, DB  
1989 Adrian Jones, DB  
1990 Linzy Collins, WR  
Harry Colon, S  
1992 Victor Bailey, WR  
Mike Bedosky, OG  
1993 Mike Bedosky, OG  
A.J. Ofodile, TE  
1994 Kyle Pooler, P

BIG 12 (Coaches)

1996 Third Team

Brian Cracraft, DL  
DeMontie Cross, DB  
Steve Haag, OL  
Mike Morris, OL  
**Honorable Mention**  
Clayton Baker, DB  
Corby Jones, QB  
Todd Neimeyer, OL  
Mark Norris, PK  
Brock Olivo, RB

1997 First Team

Corby Jones, QB  
Mike Morris, OG  
**Second Team**  
Travis Biebel, OL  
Marquis Gibson, DE  
Brock Olivo, RB

Third Team

Brian Cracraft, DL  
Shad Criss, DB  
Harold Piersey, DB  
**Honorable Mention**

Ermest Blackwell, RB  
Eddie Brooks, TE  
Ron Janes, RB  
Donnell Jones, DL  
Scott Knickman, PK  
Kent Layman, WR  
Todd Neimeyer, OL  
Barry Odom, LB  
Devin West, RB

1998 First Team

Craig Heimburger, OG  
Harold Piersey, FS  
Rob Riti, C  
Devin West, TB



## AWARDS &amp; HONORS

Justin Wyatt, DG <b>Second Team</b> Corby Jones, QB Wade Perkins, DB <b>Third Team</b> Jeff Marriott, DL Todd Neimeyer, OL Barry Odom, LB <b>Honorable Mention</b> Caldrinoff Easter, DB Steve Erickson, DL Marquis Gibson, DE Carlos Posey, DB Justin Smith, DE Al Sterling, LB	Zack Abron, TB Brad Smith, QB <b>2003 First Team</b> A.J. Ricker, OL <b>Second Team</b> Zack Abron, TB Rob Droege, OL C.J. Mosley, DL <b>Third Team</b> Atiyah Ellison, DL James Kinney, LB Brad Smith, QB <b>Honorable Mention</b> Brandon Barnes, LB Michael Harden, CB J.D. McCoy, TE Tony Palmer, OL Brian Smith, DL	Colin Brown, OL Tommy Chavis, DE Brock Christopher, LB Chase Coffman, TE Will Franklin, WR Carl Gettis, DB Tony Temple, TB Ziggy Hood, DT <b>2008 First Team</b> Ziggy Hood, DT Jeremy Maclin, WR William Moore, FS Sean Weatherspoon, LB Jeff Wolfert, PK <b>Second Team</b> Chase Coffman, TE Kurtis Gregory, OL Stryker Sulak, DE Derrick Washington, TB <b>Honorable Mention</b> Tim Barnes, OL Jaron Baston, DL Castine Bridges, DB Colin Brown, OL Brock Christopher, LB Chase Daniel, QB Justin Garrett, S Jeremy Maclin, PR/KR Tommy Saunders, WR	Jacques Smith, DE <b>Honorable Mention</b> Dominique Hamilton, DT Dan Hoch, OL Kenji Jackson, S Luke Lambert, LB T.J. Moe, WR Jayson Palmgren, OL Sheldon Richardson, DT Braylon Webb, S Austin Wuebbels, OL
<b>1999 First Team</b> Rob Riti, C Justin Smith, DE <b>Third Team</b> Steve Erickson, DL Julian Jones, DB <b>Honorable Mention</b> Dwayne Blakley, TE Jeff Marriott, DL Barry Odom, LB Jamonte Robinson, LB	<b>2004 First Team</b> Atiyah Ellison, DL <b>Second Team</b> James Kinney, LB Tony Palmer, OL <b>Honorable Mention</b> Shirdonya Mitchell, CB C.J. Mosley, DL Jason Simpson, S Brad Smith, QB	<b>2009 First Team</b> Danario Alexander, WR Grant Ressel, PK Sean Weatherspoon, LB <b>Second Team</b> Jaron Baston, DL Kurtis Gregory, OL <b>Honorable Mention</b> Carl Gettis, DB Jake Harry IV, P Dan Hoch, OL Jared Perry, WR Kevin Rutland, DB Jasper Simmons, S Aldon Smith, DE Derrick Washington, TB	<b>BIG 12 (AP) 1996 Second Team</b> DeMontie Cross, DB <b>Third Team</b> Brian Cracraft, DL Steve Haag, OL Mike Morris, OL <b>Honorable Mention</b> Clayton Baker, DB Corby Jones, QB Todd Neimeyer, OL Mark Norris, OL Brock Olivo, RB
<b>2000 First Team</b> Justin Smith, DE <b>Second Team</b> Pat Mingucci, DL <b>Third Team</b> Mike Hayes, OL <b>Honorable Mention</b> Dwayne Blakley, TE Justin Bland, OL Sean Doyle, LB Pat Duffy, LB Antoine Duncan, DB Justin Gage, WR Joe Glauberman, OL Cedric Harden, DL Clarence Jones, DB Julian Jones, DB Danny McCamy, DL Jamonte Robinson, LB	<b>2005 First Team</b> Tony Palmer, OL <b>Honorable Mention</b> Joel Clinger, OL Sean Coffey, WR Marcus King, CB David Overstreet, S Martin Rucker, TE Jason Simpson, S Brad Smith, QB Brian Smith, DE Adam Spieker, OL	<b>2010 First Team</b> Tim Barnes, C Michael Egnew, TE Aldon Smith, DE  <b>Second Team</b> T.J. Moe, WR Jacques Smith, DE <b>Honorable Mention</b> Elvis Fisher, OL Blaine Gabbert, QB Andrew Gachkar, LB Zaviar Gooden, LB Jarrell Harrison, S Dan Hoch, OL Brad Madison, DE Grant Ressel, PK Terrell Resonno, DL Kevin Rutland, CB Austin Wuebbels, OL	<b>1997 First Team</b> Corby Jones, QB Mike Morris, OL <b>Second Team</b> Travis Biebel, OL Brock Olivo, RB Harold Piersey, DB
<b>2001 First Team</b> Justin Gage, WR <b>Second Team</b> Aaron Crittendon, OL Keith Wright, DL <b>Third Team</b> Zack Abron, RB Brad Hammerich, PK A.J. Ricker, OL <b>Honorable Mention</b> Dwayne Blakley, TE Justin Bland, OL Antwaun Bynum, DE Sean Doyle, LB Taurus Ferguson, DB Mike Hayes, OL Jamonte Robinson, LB	<b>2006 First Team</b> Marcus Bacon, LB Joel Clinger, OL Martin Rucker, TE <b>Second Team</b> Chase Coffman, TE Chase Daniel, QB David Overstreet, S Brian Smith, DE <b>Honorable Mention</b> William Franklin, WR Dedrick Harrington, LB Xzavie Jackson, DE Tony Temple, TB Darnell Terrell, CB Lorenzo Williams, DL Jeff Wolfert, PK	<b>2011 First Team</b> Michael Egnew, TE Henry Josey, TB <b>Second Team</b> Trey Barrow, P E.J. Gaines, DB	<b>1998 First Team</b> Craig Heimbürger, OL Harold Piersey, DB Rob Riti, OL Devin West, RB <b>Second Team</b> Todd Neimeyer, OL Wade Perkins, DB
<b>2002 First Team</b> Rob Droege, OL <b>Second Team</b> Justin Gage, WR A.J. Ricker, OL Keith Wright, DL <b>Third Team</b> Antwaun Bynum, DE <b>Honorable Mention</b>	<b>2007 First Team</b> Chase Daniel, QB Jeremy Maclin, WR Jeremy Maclin, KR/PR Adam Spieker, OL Lorenzo Williams, DT <b>Second Team</b> Pig Brown, SS William Moore, FS Martin Rucker, TE Stryker Sulak, DE Sean Weatherspoon, LB Jeff Wolfert, PK <b>Honorable Mention</b>		<b>1999 First Team</b> Rob Riti, OL Justin Smith, DE <b>Honorable Mention</b> Barry Odom, LB
			<b>2000 First Team</b> Justin Smith, DE <b>Honorable Mention</b> Dwayne Blakley, TE Sean Doyle, LB Justin Gage, WR Mike Hayes, OL Pat Mingucci, DL
			<b>2001 First Team</b> Justin Gage, WR <b>Second Team</b> Jamonte Robinson, LB <b>Honorable Mention</b> Aaron Crittendon, OL Sean Doyle, LB Brad Hammerich, PK Mike Hayes, OL A.J. Ricker, OL Keith Wright, DL
			<b>2002 First Team</b> Justin Gage, WR <b>Second Team</b> Keith Wright, DL <b>Honorable Mention</b> Antwaun Bynum, DE Sean Doyle, LB Brock Harvey, P



James Kinney, LB  
Mike Matheny, PK  
A.J. Ricker, OL  
Brad Smith, QB  
Brad Smith, All Purpose

**2003 First Team**  
Rob Droege, OL  
**Second Team**  
Zack Abron, TB  
James Kinney, LB  
A.J. Ricker, OL  
**Honorable Mention**  
Brandon Barnes, LB  
J.D. McCoy, TE  
C.J. Mosley, DL  
Tony Palmer, OL  
Brad Smith, QB  
Brad Smith, All Purpose  
Brian Smith, DL  
Nino Williams, S

**2004 First Team**  
James Kinney, LB  
C.J. Mosley, DL  
**Second Team**  
Jason Simpson, S  
**Honorable Mention**  
Sean Coffey, WR  
Atiyah Ellison, DL  
Shirdonya Mitchell, CB  
Tony Palmer, OL  
Brian Smith, DE

**2005 First Team**  
Tony Palmer, OL  
Brad Smith, All Purpose  
**Second Team**  
Brian Smith, DE  
**Honorable Mention**  
Marcus King, CB  
David Overstreet, S  
Martin Rucker, TE  
Jason Simpson, S

**2006 First Team**  
Marcus Bacon, LB  
Chase Coffman, TE  
**Second Team**  
David Overstreet, S  
**Honorable Mention**  
Joel Clinger, OL  
Chase Daniel, QB  
William Franklin, WR  
Dedrick Harrington, LB  
Xzavie Jackson, DE  
Martin Rucker, TE  
Brian Smith, DE  
Adam Spieker, OL  
Tony Temple, TB  
Lorenzo Williams, DL  
Jeff Wolfert, PK

**2007 First Team**  
Chase Daniel, QB  
Jeremy Maclin, AP  
William Moore, FS  
Martin Rucker, TE  
Adam Spieker, C  
Sean Weatherspoon, LB  
Lorenzo Williams, DT  
Jeff Wolfert, PK  
**Second Team**  
Pig Brown, SS  
Chase Coffman, TE  
Tyler Luellen, OL

Stryker Sulak, DE  
**Honorable Mention**  
Colin Brown, OL  
Tommy Chavis, DE  
Brock Christopher, LB  
Kurtis Gregory, OL  
Ziggy Hood, DT

**2008 First Team**  
Chase Coffman, TE  
Jeremy Maclin, WR  
Jeremy Maclin, AP  
Sean Weatherspoon, LB  
Jeff Wolfert, PK  
**Second Team**  
William Moore, FS  
Stryker Sulak, DE  
**Honorable Mention**  
Castine Bridges, DB  
Colin Brown, OL  
Carl Gettis, DB  
Kurtis Gregory, OL  
Ziggy Hood, DT  
Derrick Washington, TB

**2009 First Team**  
Danario Alexander, WR  
Grant Ressel, PK  
Sean Weatherspoon, LB  
**Second Team**  
Kurtis Gregory, OL  
Aldon Smith, DE  
**Honorable Mention**  
Will Ebner, LB  
Elvis Fisher, OL  
Blaine Gabbert, QB  
Jake Harry IV, P

**2010 First Team**  
Tim Barnes, C  
Michael Egnew, TE  
Andrew Gachkar, LB  
**Second Team**  
Dan Hoch, OL  
Brad Madison, DE  
**Honorable Mention**  
Carl Gettis, CB  
Matt Grabner, P  
Jarrell Harrison, S  
T.J. Moe, WR  
Grant Ressel, PK  
Kevin Rutland, CB  
Aldon Smith, DE  
Jacquies Smith, DE

**2011 First Team**  
Michael Egnew, TE  
E.J. Gaines, CB  
Dominique Hamilton, DT  
Henry Josey, TB  
**Second Team**  
Trey Barrow, P  
Luke Lambert, LB  
Jacquies Smith, DE  
Austin Wuebbels, OL  
**Honorable Mention**  
Andrew Wilson, LB

**SEC (Coaches)**  
**2012 Second Team**  
Sheldon Richardson, DT

**2013 First Team**  
E.J. Gaines, CB  
Michael Sam, DE  
**Second Team**  
Justin Britt, OL

Marcus Murphy, AP  
**2014 First Team**  
Marcus Murphy, AP  
Marcus Murphy, Return Spec.  
Shane Ray, DE  
**Second Team**  
Markus Golden, DE  
Mitch Morse, OL  
Bud Sasser, WR  
Braylon Webb, SS

**2015 First Team**  
Kentrell Brothers, LB  
**2nd Team**  
Charles Harris, DE

**2016 First Team**  
Aarion Penton, DB  
**Second Team**  
Charles Harris, DE

**2017 First Team**  
Drew Lock, QB  
**Second Team**  
Marcell Frazier, DE  
Albert Okwuegbunam, TE  
J'Mon Moore, WR

**2018 Second Team**  
DeMarkus Acy, CB  
Terry Beckner, Jr., DL  
Cale Garrett, LB  
Emanuel Hall, WR  
Drew Lock, QB

**2019 First Team**  
Nick Bolton, LB  
**Second Team**  
Albert Okwuegbunam, TE

**2020 First Team**  
Nick Bolton, LB  
Trajan Jeffcoat, DL  
**Second Team**  
Larry Rountree III, RB

**2021 First Team**  
Tyler Badie, RB  
Harrison Mevis, K  
**Second Team**  
Michael Maietti, C

**SEC (AP)**  
**2012 First Team**  
Sheldon Richardson, DT

**2013 First Team**  
Justin Britt, OL  
Kony Ealy, DE  
Michael Sam, DE  
E.J. Gaines, CB  
**Second Team**  
Dorial Green-Beckham, WR  
Andrew Wilson, LB  
**Honorable Mention**  
Markus Golden, DE

**2014 First Team**  
Marcus Murphy, AP  
Shane Ray, DE  
Bud Sasser, WR  
**Second Team**  
Kentrell Brothers, LB  
Braylon Webb, SS  
**Honorable Mention**  
Harold Brantley, DL  
Markus Golden, DE

**2015 First Team**  
Kentrell Brothers, LB  
**Second Team**

Charles Harris, DE  
**2016 Second Team**  
Charles Harris, DE  
J'Mon Moore, WR  
Aarion Penton, DB

**2017 First Team**  
Drew Lock, QB  
**Second Team**  
Marcell Frazier, DE  
Albert Okwuegbunam, TE  
J'Mon Moore, WR

**2018 First Team**  
Tre'Vour Wallace-Simms, OL  
**Second Team**  
Terry Beckner, Jr., DL  
Drew Lock, QB

**2019 First Team**  
Jordan Elliott, DT  
Nick Bolton, LB

**2020 First Team**  
Nick Bolton, LB  
Trajan Jeffcoat, DL

**2021 First Team**  
Tyler Badie, RB  
Michael Maietti, C  
Harrison Mevis, K

**2022 Second Team**  
Isaiah McGuire, DL  
Dominic Lovett, WR

**THREE-TIME FIRST-TEAM ALL-CONFERENCE**  
Chuck Wilson, C 1911-12-13  
Chuck Lewis, HB 1919-20-21  
Paul Christman, QB 1938-39-40  
Jim Kekeris, T 1944-45-46  
Johnny Roland, HB 1962-64-65  
Gary Lane, QB 1963-64-65  
Phil Bradley, QB 1978-79-80  
John Clay, OT 1984-85-86  
Sean Weatherspoon, LB 2007-08-09

**OFFENSIVE PLAYER OF THE YEAR**  
1980 Phil Bradley  
2007 Chase Daniel (Coaches)

**DEFENSIVE PLAYER OF THE YEAR**  
1981 Jeff Gaylord (AP)  
2013 Michael Sam (AP & Coaches)  
2014 Shane Ray (AP & Coaches)

**SPECIAL TEAMS PLAYER OF THE YEAR**  
2014 Marcus Murphy (Coaches)

**DEFENSIVE NEWCOMER OF THE YEAR**  
1986 Adrian Jones (AP)  
1998 Justin Smith (AP)  
2009 Aldon Smith (AP)

**DEFENSIVE FRESHMAN OF THE YEAR**  
1991 Darryl Major (Coaches)  
1998 Justin Smith (Coaches)  
2009 Aldon Smith (Coaches)

**OFFENSIVE NEWCOMER OF THE YEAR**  
2002 Brad Smith (AP)



## AWARDS &amp; HONORS

## OFFENSIVE FRESHMAN OF THE YEAR

1994 Brock Olivo (Coaches)  
 2002 Brad Smith (Coaches)  
 2007 Jeremy Maclin (Coaches)  
 2020 Connor Bazelak (Coaches)

## OFFENSIVE LINEMAN OF THE YEAR

2007 Adam Spieker (Coaches)

## ATHLETE OF THE YEAR

1979 Kellen Winslow  
 2007 Chase Daniel

## COACH OF THE YEAR

1972 Al Onofrio  
 1983 Warren Powers (AP)  
 1997 Larry Smith (AP)  
 2007 Gary Pinkel (AP)  
 2014 Gary Pinkel (Coaches)

## PLAYERS OF THE WEEK

## 1972

Oct. 7 DT Dan McDonough (Okla. St.)  
 Oct. 21 QB John Cherry, FB Don Johnson, C Scott Anderson (ND)  
 Nov. 18 K Greg Hill (Iowa St.)

## 1973

Oct. 6 DB John Moseley (SMU)  
 Oct. 13 NG Herris Butler (Nebraska)  
 Oct. 20 DB Kenny Downing (Okla. St.)

## 1974

Sept. 28 DB Tony Gillick (Arizona St.)  
 Oct. 26 RB Tony Galbreath (Colorado)  
 Nov. 2 RB Tony Galbreath (Kansas St.)

## 1975

Sept. 13 RB Tony Galbreath (Alabama)  
 Sept. 27 DB Kenny Downing (Wisconsin)

## 1976

Sept. 11 RB Curtis Brown (USC)  
 Sept. 25 QB Pete Woods (Ohio St.)  
 LB Chris Garlich (Ohio St.)

## 1977

Oct. 1 DB Russ Calabrese (Arizona St.)  
 Oct. 22 QB Pete Woods (Kansas St.)  
 Oct. 29 QB Pete Woods, OT James Taylor (Colorado)

Nov. 12 DT Steve Hamilton (Okla. St.)

## 1978

Sept. 9 LB Chris Garlich (Notre Dame)  
 Sept. 23 QB Phil Bradley (Ole Miss)  
 Nov. 18 LB Chris Garlich (Nebraska)  
 RB James Wilder (Nebraska)

## 1979

Sept. 8 DB Eric Wright (San Diego St.)

## 1980

Sept. 27 DB Bill Whitaker (San Diego St.)  
 Oct. 11 LB Lester Dickey (Oklahoma St.)  
 Nov. 8 WR Ron Fellows (Iowa St.)  
 Nov. 22 QB Phil Bradley (Kansas)

## 1981

Oct. 3 RB Bob Meyer (Mississippi St.)  
 DT Jerome Sally (Mississippi St.)  
 Nov. 14 DT Jeff Gaylord (Oklahoma)

## 1982

Nov. 20 WR James Caver (Kansas)

## 1983

Sept. 10 QB Marlon Adler (Illinois)

Nov. 5 DE Taft Sales (Oklahoma)

Nov. 12 LB Jay Wilson (Okla. St.)

## 1984

Sept. 24 QB Marlon Adler (Mississippi St.)  
 Oct. 8 QB Marlon Adler (Colorado)

## 1985

Oct. 5 RB Darrell Wallace (California)

## 1986

Sept. 15 DT Dick Chapura (Utah St.)  
 Sept. 22 QB Ronnie Cameron (Texas)

## 1987

Sept. 21 RB Robert Delpino (Northwestern)  
 Oct. 5 DB Erik McMillan (Syracuse)  
 Oct. 19 DB Erik McMillan (Iowa St.)

## 1988

Oct. 8 DB Harry Colon (Colorado)  
 Oct. 31 DB Otis Smith (Nebraska)  
 Nov. 14 DB Adrian Jones (Oklahoma)

## 1990

Oct. 1 QB Kent Kiefer (Arizona St.)

## 1991

Sept. 16 QB Phil Johnson (Illinois)  
 DB Maurice Benson (Illinois)  
 Oct. 7 DB S. Washington (Memphis St.)

## 1992

Oct. 19 QB Jeff Handy (Okla. St.)  
 Oct. 26 WR Victor Bailey (Nebraska)  
 Nov. 22 LB Travis McDonald (Kansas)  
 PK Jeff Jacke (Kansas)

## 1993

Sept. 11 QB Jeff Handy (Illinois)  
 Oct. 16 DB Jason Oliver (Okla. St.)  
 Oct. 30 RB Joe Freeman (Iowa St.)

## 1994

Nov. 26 DE Marc Pedrotti (Hawaii)

## 1996

Oct. 26 QB Corby Jones (Okla. St.)

## 1997

Nov. 23 LB Joe Love (Kansas)

## 1997

Sept. 20 LB Barry Odom (Tulsa)  
 Oct. 25 QB Corby Jones (Okla. St.)

## 1998

Sept. 12 TB Devin West (Kansas)  
 Oct. 10 TB Devin West (Iowa St.)  
 Oct. 17 CB Wade Perkins (Oklahoma)  
 Nov. 7 CB Wade Perkins (Colorado)

## 1999

Oct. 30 NT Jeff Marriott (Texas Tech)

## 2000

Nov. 13 DE Justin Smith (Baylor)

## 2002

Sept. 2 QB Brad Smith (Illinois)  
 Sept. 30 CB R.J. Jones (Troy St.)  
 Nov. 4 PR Marcus James (Iowa State)

## 2003

Oct. 13 QB Brad Smith (Nebraska)  
 Oct. 27 QB Brad Smith (Texas Tech)  
 Dec. 1 PR Marcus James (Iowa State)

## 2004

Nov. 29 QB Brad Smith (Iowa St.)

## 2005

Sept. 5 QB Brad Smith (Arkansas St.)  
 Oct. 10 DE Brian Smith (Okla. St.)  
 Oct. 17 PK/P Adam Crossett (Iowa State)  
 Oct. 24 QB Brad Smith (Nebraska)

## 2006

Sept. 4 QB Chase Daniel (Murray State)  
 Sept. 11 LB Marcus Bacon (Ole Miss)  
 Sept. 18 DE Brian Smith (New Mexico)  
 Oct. 23 S David Overstreet (Kansas State)  
 Nov. 27 QB Chase Daniel (Kansas)

## 2007

Sept. 4 SS Pig Brown (Illinois)  
 Sept. 24 PR/KR Jeremy Maclin (Illinois St.)  
 Oct. 8 QB Chase Daniel (Nebraska)  
 Oct. 22 SS Pig Brown (Texas Tech)  
 Nov. 5 QB Chase Daniel (Colorado)  
 Nov. 19 PR/KR Jeremy Maclin (Kansas St.)  
 Nov. 26 QB Chase Daniel (Kansas)  
 PK Jeff Wolfert (Kansas)

## 2008

Sept. 2 DE Stryker Sulak (Illinois)  
 Sept. 2 PR/KR Jeremy Maclin (Illinois)  
 Sept. 15 PK Jeff Wolfert (Nevada)  
 Sept. 22 LB Sean Weatherspoon (Buffalo)  
 Sept. 22 QB Chase Daniel (Buffalo)

## 2009

Sept. 8 QB Blaine Gabbert (Illinois)  
 Sept. 28 WR Danario Alexander (Nevada)  
 Nov. 16 WR Danario Alexander (Kansas St.)  
 Nov. 30 PK Grant Ressel (Kansas)

## 2010

Sept. 7 DE Aldon Smith (Illinois)  
 Oct. 25 QB Blaine Gabbert (Oklahoma)  
 KR Gahn McGaffie (Oklahoma)

## 2011

Sept. 12 LB Zaviar Gooden (Arizona St.)  
 Sept. 19 TB Henry Josey (Western Illinois)  
 Oct. 31 CB E.J. Gaines (Texas A&M)

## 2012

Sept. 17 SS Kenronte Walker (Arizona St.)  
 POW  
 Oct. 29 DT Sheldon Richardson (UK) DL

## 2012

Sept. 1 KR Marcus Murphy (SE Louisiana)  
 Oct. 1 KR Marcus Murphy (UCF)  
 Nov. 12 PK Andrew Baggett (Tennessee)

## 2013

Sept. 9 DE Markus Golden (Toledo) DL  
 Sept. 16 DE Kony Ealy (Indiana) DL  
 Sept. 30 DE Michael Sam (Arkansas St.) DL  
 Oct. 7 DE Michael Sam (Vanderbilt) DL  
 Oct. 14 LB Kentrell Brothers (UGA) POW  
 Oct. 21 DE Michael Sam (Florida) POW  
 QB Maty Mauk (Florida) FR  
 Nov. 4 LT Justin Britt (Tennessee) OL  
 Nov. 11 QB Maty Mauk (Kentucky) FR  
 Nov. 25 DL Harold Brantley (Ole Miss)  
 Dec. 2 CB E.J. Gaines (Texas A&M) POW

## 2014

Sept. 6 QB Maty Mauk (Toledo) POW  
 Sept. 13 DE Shane Ray (UCF) POW  
 Sept. 27 DE Shane Ray (South Carolina) DL  
 Oct. 18 DE Shane Ray (Florida) DL  
 KR Marcus Murphy (Florida)  
 Nov. 1 DE Shane Ray (Kentucky) DL  
 Nov. 15 TB Russell Hansbrough (Texas A&M) POW  
 Nov. 22 DE Markus Golden (Tenn.) POW  
 Nov. 28 PK Andrew Baggett (Arkansas)

## 2015

Sept. 12 LB K. Brothers (Ark. State) POW

## 2016

Sept. 10 WR/KR Johnathon Johnson (E. Mich.) FR  
 Nov. 12 DE Charles Harris (VU) DL  
 Nov. 25 DE Marcell Frazier (Arkansas) DL

## 2017

Sept. 4 QB Drew Lock (MO State) POW  
 Oct. 23 TE A. Okwuegbunam (Idaho) FR  
 Nov. 6 S Anthony Sherrills (Florida) POW

Nov. 13 RB Larry Rountree (Tenn.) FR  
 DE Marcell Frazier (Tenn.) DL  
 Nov. 20 TE A. Okwuegbunam (VU) FR  
 Nov. 20 DE Marcell Frazier (VU) DL  
 Nov. 27 QB Drew Lock (Arkansas) POW

## 2018

Sept. 15 WR Jalen Knox (Purdue) FR  
 Oct. 20 WR Jalen Knox (Memphis) FR  
 Nov. 3 QB Drew Lock (Florida) POW  
 Nov. 10 TE Daniel Parker, Jr. (VU) FR  
 Nov. 17 QB Drew Lock (Tenn.) POW  
 Nov. 23 DL Jordan Elliott (Arkansas) POW

## 2019

Sept. 7 LB Nick Bolton (WVU) POW  
 Sept. 21 LB Cale Garrett (SoCar) POW  
 Oct. 5 LB Cale Garrett (Troy) DL  
 Oct. 12 OL Yasir Durant (Ole Miss) OL

## 2020

Oct. 10 QB Connor Bazelak (LSU) FR  
 Oct. 24 OL Case Cook (UK) OL  
 Oct. 24 LB Nick Bolton (UK) POW  
 Nov. 21 P Gant McKinniss (SoCar) POW  
 Nov. 28 QB Connor Bazelak (VU) FR  
 Dec. 5 K Harrison Mevis (Arkansas) POW  
 Dec. 5 QB Connor Bazelak (Arkansas) FR

## 2021

Oct. 30 RB Tyler Badie (VU) OFF POW  
 Harrison Mevis, K (VU) ST POW  
 Nov. 13 DL Isaiah McGuire (So. Car.) DL  
 Nov. 20 DL Trajan Jeffcoat (Florida) DL  
 K Harrison Mevis (UF) ST POW

## 2022

Oct. 3 K Harrison Mevis (UGA) POW  
 Oct. 24 WR Luther Burden (VU) FR  
 Oct. 31 DL Isaiah McGuire (USC) DL



**COSIDA ACADEMIC ALL-AMERICANS**

- 1962 Tom Hertz, G
- 1966 Dan Schuppan, DE – 1st Team  
Bill Powell, DT – 1st Team
- 1968 Carl Garber, G
- 1970 Nip Weisenfels, LB – 1st Team  
Rocky Wallace, DT – 2nd Team
- 1972 Greg Hill, K – 1st Team
- 1976 Chris Garlich, LB – 2nd Team
- 1978 Chris Garlich, LB – 2nd Team
- 1979 Eric Berg, LB – 2nd Team
- 1981 Van Darkow, LB – 1st Team  
Kendall Ponder, DL – 2nd Team
- 1987 Vincent Keil, LB – 2nd Team
- 1990 Kent Kiefer, QB – 2nd Team
- 1993 Matt Burgess, C – 1st Team
- 1998 Jake Stueve, TE – 1st Team
- 2003 Rob Droege, T – 1st Team
- 2007 Adam Crossett, P – 1st Team
- 2013 Matt Hoch, DL – 2nd Team
- 2020 Nick Bolton, LB – 2nd Team

**NCAA POSTGRADUATE SCHOLARS**

- 1966 Tom Lynn, DE
- 1967 Jim Whitaker, DB
- 1969 Chuck Weber, HB
- 1971 Nip Weisenfels, LB
- 1979 Chris Garlich, LB
- 1981 Van Darkow, LB

**NATIONAL FOOTBALL FOUNDATION SCHOLAR-ATHLETES**

- 1960 Fred Brossart, HB
- 1963 David Gill, T
- 1966 Bill Powell, DT
- 1978 Chris Garlich, LB
- 1981 Van Darkow, LB
- 1990 Kent Kiefer, QB
- 1993 Mike Bedosky, OG
- 1998 Corby Jones, QB
- 2003 Rob Droege, T
- 2005 Brad Smith, QB
- 2008 Chase Daniel, QB

**BIG SEVEN**

- 1954 Jack Hurley, E  
Norden Stefanides, G  
J.W. Shiveley, Jr., G
- 1956 Jimmy Hunter, QB
- 1957 Mervin Johnson, T  
Tom Swaney, C

**BIG EIGHT**

- 1958 Tom Swaney, C  
Fred Brossart, B  
Paul Henley, G  
Fred Brossart, B
- 1959 Paul Henley, G
- 1960 Paul Henley, G
- 1962 Tom Hertz, G
- 1963 David Gill, T  
Ronald Lurie, G
- 1964 Bill Powell, DT
- 1965 Carl Reese, FB  
Tom Lynn, DE  
Bill Powell, DT
- 1966 Chuck Weber, E  
Dan Schuppan, DE  
Bill Powell, DT  
Jim Whitaker, DB
- 1967 Jim Willsey, OG  
Gary Kombrink, QB  
Chuck Weber, HB  
John Meyer, DB  
Bill Schmitt, DE  
Carl Garber, G  
Nip Weisenfels, LB  
John Brown, DE  
John Cowan, DT  
Nip Weisenfels, LB  
Dennis Poppe, DB
- 1970 John Burns, OT  
Rocky Wallace, LB  
Steve Mizer, MG  
Nip Weisenfels, LB
- 1971 Dan Borgard, DE
- 1972 Greg Hill, K  
J.L. Doak, DE  
Dave Johnston, DE  
Ron Coppenbarger, DB
- 1973 Chris Kirley, OG
- 1974 Bill Ziegler, HB  
Dave Johnston, DE  
Ray Miller, DT
- 1975 Mike Owens, OT  
Dale Smith, DE
- 1976 Dale Smith, DE  
Chris Garlich, LB  
Mark Clark, OG  
Pete Allard, C  
David Legg, DE  
Chris Garlich, LB  
Jim Leavitt, DB
- 1978 Pete Allard, C  
Ray Stephens, DE  
Chris Garlich, LB
- 1979 Mark Jones, OG  
Ray Stephens, DE  
Eric Berg, LB
- 1980 Bob Meyer, RB  
Kendall Ponder, DE  
Van Darkow, LB
- 1981 Bob Meyer, RB  
Kendall Ponder, DE
- 1983 Phil Greenfield, C  
Tracey Mack, LB  
Buck Stinson, LB

- 1984 Terry Matichak, DB  
Tracey Mack, LB  
Wallace Snowden, DB
- 1985 Marlon Adler, QB
- 1986 Phil Pettey, OG
- 1987 Phil Schreiber, OT
- 1988 Smiley Elmore, RB  
Chris Jensen, TE
- 1989 Ted LePage, DB  
Cordell McKinney, DB  
Charles Murphy, DB
- 1990 Kent Kiefer, QB  
Tom Reiner, LB
- 1991 Phil Johnson, QB  
Kent Gardner, LB  
Mike Jadlot, DB
- 1992 Mike Bedosky, OG  
Tim Burke, DT  
Mike Jadlot, WR  
Rick Lyle, DE  
Marc Pedrotti, DE  
Mike Bedosky, OG  
Matt Burgess, C  
Mike Jadlot, WR  
Rick Lyle, DE  
Matt Pearce, OG
- 1994 Marc Pedrotti, DE
- 1995 Bo Adams, SS  
Chris Barrows, OG/C  
Brandon Corso, QB  
Matt Dowil, OG  
Mark Norris, K

**BIG 12**

- 1996 First Team**  
Corby Jones, QB  
John McArthur, QB  
Tim Mittelstadt, DT  
Mark Norris, K  
Jake Stueve, TE
- Second Team**  
Craig Heimbürger, OL  
Todd Neimeyer, OL  
Paul Schmanke, LB  
Cliff Smith, OL
- 1997 First Team**  
Corby Jones, QB  
Tim Mittelstadt, DG  
Cliff Smith, OG  
Jake Stueve, TE
- Second Team**  
Todd Neimeyer, OT
- 1998 First Team**  
John Dausman, WR  
Tim Geiger, K  
Corby Jones, QB  
Cliff Smith, OG  
Jake Stueve, TE
- Second Team**  
Kent Layman, WR  
Jeff Marriott, NT  
Todd Neimeyer, OT  
Vince Sebo, P
- 1999 First Team**  
Steve Erickson, DT  
Kirk Farmer, QB  
Tim Geiger, K  
Kent Layman, WR  
Jamonte Robinson, LB  
Justin Smith, DE
- Second Team**  
Ben Davidson, TE

- Joe Glauberman, OL  
Julian Jones, DB  
Rob Riti, OL  
Vince Sebo, P
- 2000 First Team**  
John Dausman, WR  
Rob Droege, OT  
A.J. Ricker, C  
Chris Ryan, DE
- Second Team**  
Marcus Caldwell, DB  
Jared Gilpin, P  
Justin Smith, DE
- 2001 First Team**  
Ben Davidson, TE  
Jim Dougherty, QB  
Rob Droege, OT  
Kirk Farmer, QB  
Rusty Groth, DL  
Terrell Mills, DE  
Phil Pitts, DL  
Chris Ryan, DT
- Second Team**  
Marcus Caldwell, DB  
Jared Gilpin, P  
Brock Harvey, P  
Kevin Johnson, CB  
T.J. Leon, TB  
Duke Revard, LB  
A.J. Ricker, C
- 2002 First Team**  
Rob Droege, OT  
Kirk Farmer, QB  
Brian Fuller, OS  
Rusty Groth, DL  
Brian Heits, OL  
T.J. Leon, TB  
Clint Matthews, TE  
Phil Pitts, DE  
A.J. Ricker, C  
Shan Schaufler, TB
- Second Team**  
Brock Harvey, P  
Marcus James, WR  
Terrell Mills, DE
- 2003 First Team**  
Russ Bell, DT  
Rob Droege, OT  
Todd Gohsler, P  
Rusty Groth, DL  
Brock Harvey, P  
Marcus James, WR
- Second Team**  
Clint Matthews, TE  
Derrick Ming, LB  
David Overstreet, S  
Phil Pitts, DL
- 2004 First Team**  
Adam Crossett, P/PK  
Brad Ekwerekwu, WR  
Jason Gannon, TE  
Joe Gianino, OG  
Brock Harvey, P  
Andrew Hoskins, WR  
Clint Matthews, TE  
Zach Strom, C
- Second Team**  
Derrick Ming, LB  
Phil Pitts, DL  
Jason Ray, WR  
Beau Viehmann, TB



AWARDS & HONORS

**2005 First Team**  
 Adam Crossett, P/PK  
 Zach Kauflin, DL  
 Derrick Ming, LB  
 Scott Wheatley, DL  
**Second Team**  
 Brad Ekwerekwu, WR  
 Quincy Wade, S

**2006 First Team**  
 Brock Christopher, LB  
 Adam Crossett, P  
 Chase Daniel, QB  
 Kurtis Gregory, OL  
 Andrew Hoskins, WR  
 Darren Meade, DB  
 James Stigall, OL  
 Phinney Troy, OL  
 Dain Wise, OL  
 Jeff Wolfert, PK  
**Second Team**  
 Chase Coffman, TE  
 Jon Gissingner, TE

**2007 First Team**  
 Steven Blair, DL  
 Adam Crossett, P  
 Chase Daniel, QB  
 Kurtis Gregory, OL  
 Chase Patton, QB  
 James Stigall, OL  
 Dain Wise, OL  
 Jeff Wolfert, PK  
**Second Team**  
 Tim Barnes, OL  
 Jeff Gettys, LB  
 Tyler Luellen, OL  
 John Ruth, LB  
 Adam Spieker, OL  
 Lorenzo Williams, DL

**2008 First Team**  
 Colin Brown, OL  
 Chase Daniel, QB  
 Chase Patton, QB  
 Dain Wise, OL  
 Jeff Wolfert, PK  
 Austin Wuebbels, OL  
**Second Team**  
 Kurtis Gregory, OL  
 Ziggy Hood, DT

**2009 First Team**  
 Blaine Gabbert, QB  
 Zaviar Gooden, LB  
 Kurtis Gregory, OL  
 Grant Ressel, PK  
 Travis Ruth, OL  
 Robert Steeples, DB  
 Austin Wuebbels, OL  
**Second Team**  
 Will Ebner, LB  
 Dan Hoch, OL  
 Jerrell Jackson, WR  
 Kenji Jackson, S  
 Andrew Jones, TE  
 Wes Kemp, WR  
 De'Vion Moore, TB  
 Mike Prince, OL  
 Forrest Shock, WR  
 Chris Willett, TE

**2010 First Team**  
 Brayden Burnett, DL  
 Dan Hoch, OL  
 T.J. Moe, WR

Grant Ressel, PK  
 Travis Ruth, OL  
 Austin Wuebbels, OL  
**Second Team**  
 Justin Britt, OL  
 Jimmy Costello, QB  
 Will Ebner, LB  
 Marvin Foster, DL  
 Blaine Gabbert, QB  
 Jerrell Jackson, WR  
 L'Damian Washington, WR  
 Matt White, S

**2011 First Team**  
 Brayden Burnett, DE  
 Jimmy Costello, QB  
 Dan Hoch, OL  
 Matt Hoch, DL  
 Marcus Lucas, WR  
 T.J. Moe, WR  
 De'Vion Moore, TB  
 Mitch Morse, OL  
 Grant Ressel, PK  
 Travis Ruth, OL  
 Austin Wuebbels, OL  
**Second Team**  
 Trey Barrow, P  
 James Franklin, QB  
 Jerrell Jackson, WR  
 Tony Randolph, LB  
 Andrew Wilson, LB

**SEC 2012 Academic Honor Roll**  
 Trey Barrow, P  
 Michael Brennan, LB  
 Christian Brinser, P  
 Jimmy Burge, DL  
 Brayden Burnett, DL  
 Taylor Chappell, OL  
 Max Copeland, OL  
 Tyler Davis, TB  
 Alex Demczak, QB  
 Will Ebner, LB  
 Clayton Echard, DL  
 Elvis Fisher, OL  
 Marvin Foster, DL  
 Michael Godas, DB  
 Zaviar Gooden, LB  
 Mark Hill, OL  
 Matt Hoch, DL  
 Tyler Hunt, TB  
 Wesley Leftwich, WR  
 Connor McGovern, OL  
 Jack Meiners, OL  
 T.J. Moe, WR  
 Mitch Morse, OL  
 Blake Owens, PK  
 Joe Plevel, WR  
 Randy Ponder, DB  
 Travis Ruth, OL  
 Andrew Wilson, LB

**2013 Academic Honor Roll**  
 Michael Brennan, LB  
 Christian Brinser, P  
 Justin Britt, OL  
 Brayden Burnett, DE  
 Taylor Chappell, OL  
 Sean Culkin, TE  
 Tyler Davis, TB  
 Clayton Echard, TE  
 Marvin Foster, DL  
 Michael Godas, LB

Matt Hoch, DL  
 Tanner Hull, LB  
 Wesley Leftwich, WR  
 Marcus Lucas, WR  
 Connor McGovern, OL  
 Nick Monaghan, OL  
 Mitch Morse, OL  
 Blake Owens, P  
 Michael Scherer, LB  
 Andrew Stevens, TB  
 Morgan Steward, TB  
 Greg White, TB  
 Matt White, S  
 Christian Williams, LB  
 Jordan Williams, OL

**2014 Academic Honor Roll**  
 Alec Abeln, OL  
 Corbin Berkstresser, QB  
 Brock Bondurant, S  
 Christian Brinser, P  
 Cortland Browning, S  
 Stephen Carberry, OL  
 Taylor Chappell, OL  
 Clayton Echard, TE  
 Clarence Green, LB  
 Charles Harris, DL  
 Matt Hoch, DL  
 Tanner Hull, LB  
 Tyler Hunt, TB  
 Jake Hurrell, TE  
 Luke Jackson, PK  
 Eric Laurent, WR  
 Wesley Leftwich, WR  
 Connor McGovern, OL  
 Nick Monaghan, DL  
 Mitch Morse, OL  
 Marcus Murphy, TB/KR  
 Mike Scherer, LB  
 Anthony Sherrills, DB  
 Andrew Stevens, TB  
 Morgan Steward, TB  
 Christian Williams, LB

**2015 Academic Honor Roll**  
 Alec Abeln, OL  
 Turner Adams, PK  
 Samson Bailey, OL  
 Andy Bauer, OL  
 Brock Bondurant, S  
 Cortland Browning, S  
 Jeffrey Cathey, DL  
 Taylor Chappell, OL  
 Sean Culkin, TE  
 Clayton Echard, TE  
 Mike Fairchild, OL  
 Clarence Green, LB  
 Mitch Hall, OL  
 Tyler Hanneke, DL  
 Charles Harris, DL  
 Tanner Hull, LB  
 Tyler Hunt, TB  
 Jake Hurrell, TE  
 Luke Jackson, PK  
 Brian Kurz, WR  
 Eric Laurent, WR  
 Wesley Leftwich, WR  
 Nick Monaghan, LB  
 Tanner Owen, P  
 Justin Piazza, LB  
 Eddie Printz, QB  
 Adam Roland, OL  
 Michael Scherer, LB

Andrew Stevens, TB  
 Christian Williams, LB

**2016 Academic Honor Roll**  
 Turner Adams, PK  
 Samson Bailey, OL  
 Andy Bauer, OL  
 Eric Beisel, LB  
 Brock Bondurant, S  
 Jake Brents, WR  
 Joey Burkett, LB  
 Andrew Carr, DB  
 Nate Crawford, OL  
 Sean Culkin, TE  
 Corey Fatony, P  
 Thomas Grossman, OL  
 Tyler Hanneke, TE  
 A.J. Harris, OL  
 Tanner Hull, LB  
 Jake Hurrell, LS/TE  
 Luke Jackson, PK  
 Eric Laurent, WR  
 Donavin Newsom, LB  
 Adam Roland, OL  
 Michael Scherer, LB  
 Jacob Trump, LB  
 Marvin Zanders, QB

**2017 Academic Honor Roll**  
 Alec Abeln, OL  
 Samson Bailey, OL  
 Nick Bartolotta, PK  
 Joey Burkett, LB  
 Dawson Downing, RB  
 Corey Fatony, P  
 Marcell Frazier, DE  
 Cale Garrett, LB  
 Thomas Grossman, OL  
 Kevin Pendleton, OL  
 Adam Ploudre, OL  
 Adam Roland, OL  
 Jacob Trump, LB  
 James Workman, LS

**2018 Academic Honor Roll**  
 Samson Bailey, OL  
 Barrett Banister, WR  
 Joshua Bledsoe, S  
 Larry Borom, OL  
 Joe Britton, LB  
 Logan Christopherson, TE  
 Damarea Crockett, RB  
 Dawson Downing, RB  
 Corey Fatony, P  
 Thomas Grossman, OL  
 Sean Koetting, PK  
 Brandon Lee, LB  
 Aubrey Miller, Jr., LB  
 Walter Palmore, DL  
 Jairan Parker, LB  
 Kevin Pendleton, OL  
 Taylor Powell, QB  
 Larry Rountree III, RB  
 Zion Sales, CB  
 Lindsey Scott, Jr., QB  
 Antar Thompson, DL  
 Jacob Trump, LB  
 Chris Turner, DL  
 Drew Wise, LS

**2019 Academic Honor Roll**  
 Tyler Badie, RB  
 Simi Bakare, RB  
 Barrett Banister, WR  
 Nick Bolton, LB





Akial Byers, DL  
 Logan Christopherson, TE  
 Pompey Coleman, OL  
 Josh Dodge, K  
 Dawson Downing, RB  
 Jonah Dubinski, OL  
 Myles Eaddy, DL  
 Richaud Floyd, DB  
 Javon Foster, OL  
 Thomas Grossman, OL  
 Tyrell Jacobs, DL  
 Sean Koetting, PK  
 Bobby Lawrence, OL  
 Chance May, LB  
 Cade Musser, WR  
 Khalil Oliver, S  
 Mason Pack, DB  
 Ronnell Perkins, S  
 Taylor Powell, QB  
 Mike Ruth, QB  
 Zion Sales, DB  
 Zac Schachtner, TE  
 Richard Taylor, OL  
 Jake Trump, LB  
 Chris Turner, DL  
 Chris Williams, DL  
 Micah Wilson, WR  
 Andrew Wise, LS  
 Canon York, DL

Stacy Brown, CB  
 Keke Chism, WR  
 Brady Cook, QB  
 Dawson Downing, RB  
 Justin Efebera, CB  
 Javon Foster, OL  
 Daniel Hawthorne, LS  
 Caimin Hayes, DB  
 Drake Heismeyer, OL  
 Shawn Hendershot, TE  
 Jake Hoffman, LS  
 Trajan Jeffcoat, DL  
 Tyler Jones, DB  
 Sean Koetting, K  
 Bobby Lawrence, OL  
 Michael Maietti, C  
 Chance May, LB  
 Grant McKinniss, P  
 Harrison Mevis, K  
 Jaden Nash, WR  
 Will Norris, LB  
 Ennis Rakestraw, Jr.  
 Richard Taylor, OL  
 Mitchell Walters, OL  
 Hyrin White, OL  
 Jalani Williams, DB  
 Micah Wilson, WR  
 Cannon York, DL  
 Elijah Young, RB

Elijah Young, EB  
 Isaac Zatechka, OL

**2020 Academic Honor Roll**

Tyler Badie, RB  
 Simi Bakare, RB  
 Barrett Banister, WR  
 Connor Bazalak, QB  
 Nick Bolton, LB  
 Larry Borom, OL  
 Jamal Brooks, LB  
 Jack Buford, OL  
 D.J. Bullard, OL  
 Logan Christopherson, TE  
 Bryson Clayton, LB  
 Pompey Coleman, OL  
 Josh Dodge, P  
 Tauskie Dove, WR  
 Dawson Downing, RB  
 Myles Eaddy, DL  
 Javon Foster, DL  
 Luke Griffin, OL  
 Niko Hea, TE  
 Jake Hoffman, LS  
 Trajan Jeffcoat, DL  
 Jerney Jones, RB  
 Sean Koetting, K  
 Bobby Lawrence, OL  
 Chance May, LB  
 Cade Musser, WR  
 Devin Nicholson, LB  
 Mason Pack, DB  
 Shawn Robinson, DB  
 Thalen Robinson, OL  
 Aaron Rodriguez, K  
 Mike Ruth, OL  
 Zion Sales, DB  
 Chris Shearin, DB  
 Richard Taylor, OL  
 Chris Turner, DL  
 Drew Wise, LS  
 Cannon York, DL

**2022 Academic Honor Roll**

Kris Abrams-Draine, DB  
 Barrett Banister, WR  
 D.J. Bullard, OL  
 Devyn Butler, DB  
 Jaylon Carlies, DB  
 Brady Cook, QB  
 Justin Efebera, DB  
 Travion Ford, DL  
 Zachary Hahn, WR  
 Daniel Hawthorne, LS  
 Caimin Hayes, DB  
 Drake Heismeyer, OL  
 Shawn Hendershot, TE  
 Chuck Hicks, LB  
 Jake Hoffman, LS  
 Bryce Jackson, RB  
 DJ Jackson, DB  
 Trajan Jeffcoat, DL  
 Damon Johanns, TE  
 Tyler Jones, DB  
 Sean Koetting, K  
 Christopher Kreh, RB  
 Bobby Lawrence, OL  
 Dominic Lovett, WR  
 Zach Lovett, LB  
 Tyler Macon, QB  
 Isaiah McGuire, DL  
 Harrison Mevis, K  
 Jack Meyer, DL  
 EJ Ndoma-Ogar, OL  
 Devin Nicholson, LB  
 Will Norris, LB  
 Ennis Rakestraw, DB  
 Darius Robinson, DL  
 Xavier Delgado, OL  
 Richard Taylor, OL  
 Arden Walker, DL  
 Mitchell Walters, OL  
 Hyrin White, OL  
 Dameon Wilson, LB  
 Connor Wood, OL

**2021 Academic Honor Roll**

Tyler Badie, RB  
 Barrett Banister, WR



ALL-STAR GAMES

EAST-WEST SHRINE GAME

John Waldorf, HB	1930
Jack Frye, QB	1937
Maurice Kirk, G	1938
Paul Christman, QB	1941
Mike Fitzgerald, G	1943
Don Reece, FB	1943
Bob Steuber, HB	1943
James Kekeris, T	1947
John Kadlec, G	1951
Edward Stephens, FB	1951
Don Chadwick, G	1958
William Rowekamp, FB	1953
Charles Rash, G	1958
Ed Blaine, G	1961
Tom Hertz, G	1962
Conrad Hitchler, E	1962
Jim Johnson, E	1962
David Gill, G	1963
Charlie Brown, HB	1966
Mel Gray, FL	1971
Kellen Winslow, TE	1978
Mark Jones, G	1979
Kurt Petersen, T	1979
Jeff Gaylord, DT	1981
Conrad Goode, OT	1984
John Clay, OT	1986
Erik McMillan, SS	1987
Tom Whelihan, P/K	1987
Steve Vandegrift, DE	1988
Mike Bedosky, OG	1993
Brock Olivo, RB	1998
Craig Heimbarger, OG	1999
Justin Gage, WR	2003
A.J. Ricker, C	2004
Will Franklin, WR	2008
Chase Daniel, QB	2009
Stryker Sulak, DE	2009
Jaron Baston, DL	2010
Dominique Hamilton, DT	2012
Justin Britt, OL	2014
E.J. Gaines, CB	2014
Josh Augusta, DL	2017
Aarion Penton, CB	2017
Marcell Frazier, DE	2018
Paul Adams, OL	2019
Terry Beckner, Jr., DL	2019
Kendall Blanton, TE	2019
DeMarkus Acy, DB	2020
Kelly Bryant, QB	2020
Yasir Durant, OL	2020
Johnathon Johnson, WR	2020

SENIOR BOWL

Dick Braznell, HB	1950
Win Carter, HB	1950
Robert Fuchs, C	1950
Gene Pepper, T	1950
John Kadlec, G	1951
Ed Stephens, FB	1951
Harold Burnine, E	1956
Jim Hunter, QB	1957
Don Smith, HB	1961
Ed Blaine, G	1962
Vince Turner, DB	1964
Gus Otto, FB	1965
Butch Allison, T	1966
Gary Lane, QB	1966
Francis Peay, T	1966
Johnny Roland, DB	1966
Bill Powell, DT	1967

Jim Whitaker, DB	1967
John Douglas, LB	1968
Russ Washington, T	1968
Roger Wehrli, DB	1969
Mike Carroll, G	1970
Butch Davis, DB	1970
Terry McMillan, QB	1970
James Harrison, FB	1971
Larron Jackson, OT	1971
Jay Wallace, DT	1971
Tony Galbreath, RB	1976
Steve Pisarkiewicz, QB	1977
Joe Stewart, WR	1978
James Taylor, OT	1978
Earl Gant, RB	1979
Kellen Winslow, TE	1979
Steve Hamilton, DT	1979
Gerry Ellis, RB	1980
Howard Richards, OT	1981
James Wilder, RB	1981
Eric Wright, DB	1981
Jeff Gaylord, DT	1982
Bob Meyer, RB	1982
Terry Matichak, DB	1984
Warren Seitz, QB/WR	1985
Dick Chapura, DE	1986
Robert Delpino, RB	1987
Erik McMillan, SS	1987
Steve Martin, DT	1996
Devin West, TB	1999
Rob Riti, C	2000
Atiyah Ellison, DL	2005
Martin Rucker, TE	2008
Ziggy Hood, DT	2009
William Moore, S	2009
Danario Alexander, WR	2010
Sean Weatherspoon, LB	2010
Michael Egnew, TE	2012
Zaviar Gooden, LB	2013
Evan Boehm, C	2016
Kentrell Brothers, LB	2016
Connor McGovern, T	2016
Aarion Penton, DB	2017
J'Mon Moore, WR	2018
Emanuel Hall, WR	2019
Drew Lock, QB	2019
Tre'Your Wallace-Simms, OL	2020
Joshuah Bledsoe, S	2021
Tyree Gillespie, S	2021
Larry Rountree III, RB	2021
Tyler Badie, RB	2022
Akayleb Evans, DB	2022
Isaiah McGuire, DL	2023

NFLPA COLLEGIATE BOWL

*Andrew Baggett, PK	2016
Tyree Gillespie, S	2021
Akial Byers, DL	2022
*Most Valuable Player	

TROPICAL BOWL

Sean Culkin, TE	2017
Rashad Brandon, DL	2019
Walter Palmore, DL	2019

HULA BOWL

Mike Magac, T	1960
Russ Sloan, E	1960
Danny LaRose, E	1961
Paul Henley, OG	1963

Tom Hertz, G	1963
Conrad Hitchler, E	1963
Bruce Van Dyke, OT	1966
Charlie Brown, HB	1967
Barry Lischner, FB	1968
Jim Anderson, T	1969
Roger Wehrli, DB	1969
Jon Staggers, FL	1970
Mike Fink, DB	1973
Scott Anderson, C	1974
Mark Johnson, T	1975
Henry Marshall, WR	1976
Curtis Brown, RB	1977
Mike Newman, DB	1977
Morris Towns, OT	1977
Pete Woods, QB	1978
Russ Calabrese, DB	1979
Gerry Ellis, RB	1980
Phil Bradley, QB	1981
Howard Richards, OT	1981
Van Darkow, LB	1982
Brad Edelman, C	1982
Andy Gibler, TE	1983
Bobby Bell, LB	1984
George Shorthose, WR	1984
Tommie Stowers, FB	1990
Tim Bruton, TE	1991
Mario Johnson, DT	1992
Victor Bailey, WR	1993
Mike Bedosky, OG	1994
Frank Jones, WR	1996
Shad Criss, CB	1998
Brock Olivo, RB	1998
Corby Jones, QB	1999
Dwayne Blakley, TE	2002
Mike Hayes, OL	2002
Zack Abron, TB	2004
A.J. Ricker, C	2004
Marcus King, CB	2006
Brad Smith, QB	2006
Damon Hazelton, WR	2021
Blaze Alldredge, LB	2022

COLLEGE ALL-STAR GAME

Stanley Mondala, FB	1938
Kenneth Haas, T	1940
Robert Waldorf, G	1940
Paul Christman, QB	1941
Harry Ice, HB	1942
**Robert Jeffries, G	1942
Jack Lister, E	1943
Bob Steuber, HB	1943
Bill Dellastatious, HB	1944
Robert Eigelberger, G	1944
James Kekeris, T	1944
Jack Morton, E	1944
Mel Sheehan, E	1949
Robert Fuchs, C	1950
Roger Kinson, C	1952
Harold Burnine, E	1956
Mike Magac, T	1960
Danny LaRose, E	1961
Ed Blaine, T	1962
George Seals, E	1964
*Gary Lane, QB	1966
Francis Peay, T	1966
Johnny Roland, HB	1966
Russ Washington, T	1968
Roger Wehrli, DB	1969
Joe Moore, HB	1971
Lorenzo Brinkley, DB	1972



Tony Galbreath, RB 1976
\*Most Valuable Player
\*\*Elected to Chicago Tribune All-America Team

NORTH-SOUTH SHRINE GAME

Jim Hook, QB 1952
Harold Burnine, E 1955
Earl Denny, HB 1967
John Douglas, LB 1968
Curtis Jones, DT 1968
Larron Jackson, OT 1971
Lorenzo Brinkley, DB 1972
John Moseley, DB 1973
Curtis Brown, RB 1976
Larry McDevitt, C 1976
Steve Pisarkiewicz, QB 1976

COACHES ALL-AMERICAN GAME

Tom Hertz, G 1962
Conrad Hitchler, E 1962
Joe Buerkle, C 1964
Gus Otto, FB 1964
Gary Lane, QB 1965
Francis Peay, T 1965
Johnny Roland, DB 1965
Russ Washington, T 1967
Jim Anderson, T 1968
Roger Wehrli, DB 1968
Butch Davis, DB 1969
Ron McBride, FB 1969
Terry McMillan, QB 1969
Rocky Wallace, T 1970
Scott Anderson, C 1973
Ken Downing, DB 1976
Henry Marshall, WR 1976

BLUE AND GRAY CLASSIC

Bud Abell, E 1964
Harold Adams, QB 1941
Marlon Adler, P 1985
Clayton Baker, DB 1996
Robert Bauman, FB 1954
Carl Bax, OT 1988
Norm Beal, HB 1961
Dwayne Blakley, TE 2001
Loyd Brown, C 1953
Paul Browning, G 1956
Tim Bruton, TE 1990
Ken Bungarda, DT 1978
Harold Burnine, E 1955
Dick Chapura, DE 1986
John Clay, OT 1986
Joe Close, TE 1986
Linzy Collins, WR 1990
Steve Crapo, DB 1981
Carl Crawford, HB 1961
DeMontie Cross, DB 1996
Jeff Cross, DE 1987
Robert Curry, DT 1984
Darryl Darling, DT 1988
Jefferson Davis, C 1942
Tony Davis, TE 1984
Ken Downing, DB 1975
Vic Eaton, QB 1954
Stacy Elliott, DE 1992
Ted Follin, T 1953
Randy Frisch, DT 1976
Tony Galbreath, HB 1975
Earl Gant, RB 1978
Jeff Gaylord, DT 1981
Andy Gibler, TE 1982

Steve Hamilton, DT 1978
James Harrison, FB 1970
John Henley, E 1971
Paul Henley, G 1961
Don Hopkins, T 1957
\*Jimmy Hunter, QB 1956
Jeff Jacke, K 1992
Demetrious Johnson, CB 1982
Mario Johnson, DT 1991
Merv Johnson, T 1957
Adrian Jones, DB 1989
Julian Jones, DB 2000
Michael Jones, FB 1990
Dave Kniptash, OT 1985
Ralph Kubinski, G 1963
Jim Leavitt, DB 1977
Rick Lyle, DE 1993
Tracey Mack, LB 1984
Darryl Major, LB 1994
Henry Marshall, WR 1975
Erik McMillan, SS 1987
Mark Miller, E 1974
Lee Mungai, T 1967
Gene Oliver, LB 1963
Carl Osterloh, C 1956
Gus Otto, FB 1964
Phil Pettey, OG 1986
Scott Pickens, LB 1974
Steve Pisarkiewicz, QB 1976
Kyle Pooler, K/P 1994
Al Portney, T 1966
Carlos Posey, DB 1999
Kevin Potter, DB 1982
Bill Powell, T 1966
Bob Ritter, E 1964
Steve Sadich, G 1974
Tony Scardino, QB 1954
Pete Scott, OG 1989
George Shorthose, WR 1984
Joe Stewart, FL 1977
Tommie Stowers, FB 1989
Henry Stuckey, DB 1971
James Taylor, OT 1977
Ron Taylor, QB 1961
Morris Towns, OT 1976
Vince Turner, HB 1963
Darrell Wallace, RB 1987
Jay Wallace, DT 1970
Russ Washington, T 1967
William Wegener, G 1961
Tom Whelihan, P/K 1987
Curtis Wilson, C 1988
Pete Woods, QB 1977
Jim Whitaker, DB 1966
Owen Wortell, T 1958

\*Most Valuable Player

JAPAN BOWL

Curtis Brown, RB 1977
Morris Towns, OT 1977
Phil Bradley, QB 1980
Bill Whitaker, DB 1980
Van Darkow, LB 1981
Demetrious Johnson, DB 1982
George Shorthose, WR 1984
Tim Bruton, TE 1991
Linzy Collins, WR 1991
Russ McCullough, OT 1992
Victor Bailey, WR 1993

CHALLENGE BOWL

Pete Allard, C 1978

Ken Bungarda, DT 1978
Chris Garlich, LB 1978
Ron Suda, DT 1978

OLYMPIA GOLD BOWL

Brad Edelman, C 1981

LAS VEGAS ALL-AMERICA CLASSIC

Adrian Jones, CB 1989
Otis Smith, FS 1989
Harry Colon, SS 1991
Thomson Omboga, WR 2005

THE VILLAGES GRIDIRON CLASSIC

Marquis Gibson, LB 1999
Carlos Posey, DB 2000
Mike Hayes, OL 2001
Jamonte Robinson, LB 2001
Zack Abron, TB 2004
Rob Droege, OL 2004
Michael Harden, DB 2004
James Kinney, LB 2005
Shirdonya Mitchell, CB 2005

PARADISE BOWL

Antwaun Bynum, DE 2003
Taurus Ferguson, DB 2003

TEXAS VS. THE NATION GAME

Marcus Bacon, LB 2007
Xzavie Jackson, DE 2007
Adam Spieker, C 2008
Colin Brown, OL 2009
Chase Patton, QB 2009
Jared Perry, WR 2010
Kevin Rutland, CB 2011
Tim Barnes, C 2011



## NFL DRAFT PICKS

Year	Round	Pick	Overall	Tiger	Team	Position
2023	4	24	126	Isaiah McGuire	Browns	DE
2022	4	13	118	Akayleb Evans	Vikings	CB
	6	18	196	Tyler Badie	Ravens	RB
2021	2	26	58	Nick Bolton	Chiefs	LB
	4	38	143	Tyree Gillespie	Raiders	S
	5	7	151	Larry Borom	Bears	OL
	6	4	188	Joshuah Bledsoe	Patriots	S
	6	14	198	Larry Rountree III	Chargers	RB
2020	3	24	88	Jordan Elliott	Browns	DT
	4	12	118	Albert Okwuegbunam	Broncos	TE
2019	2	10	42	Drew Lock	Broncos	QB
	7	1	215	Terry Beckner, Jr.	Buccaneers	DT
2018	4	33	133	J'Mon Moore	Packers	WR
2017	1	22	22	Charles Harris	Dolphins	DE
2016	4	30	128	Evan Boehm	Cardinals	OL
	5	5	144	Connor McGovern	Broncos	OL
	5	23	160	Kentrell Brothers	Vikings	LB
2015	1	23	23	Shane Ray	Broncos	DE
	2	17	49	Mitch Morse	Chiefs	OL
	2	26	58	Markus Golden	Cardinals	DE
	6	25	201	Bud Sasser	Rams	WR
	7	13	230	Marcus Murphy	Saints	TB
2014	2	28	60	Kony Ealy	Panthers	DL
	2	32	64	Justin Britt	Seahawks	OL
	6	12	188	E.J. Gaines	Rams	CB
	7	34	249	Michael Sam	Rams	DL
2013	1	13	13	Sheldon Richardson	Jets	DL
	3	35	97	Zaviar Gooden	Titans	LB
2012	3	15	78	Michael Egnew	Dolphins	TE
2011	1	7	7	Aldon Smith	49ers	DL
	1	10	10	Blaine Gabbert	Jaguars	QB
	7	31	234	Andrew Gachkar	Chargers	LB
2010	1	19	19	Sean Weatherspoon	Falcons	LB
2009	1	19	19	Jeremy Maclin	Eagles	WR
	1	32	32	Ziggy Hood	Steelers	DL
	2	23	55	William Moore	Falcons	S
	3	34	98	Chase Coffman	Bengals	TE
	5	3	139	Colin Brown	Chiefs	OL
	6	26	199	Stryker Sulak	Raiders	DL
2008	4	6	105	Will Franklin	Chiefs	WR
	4	12	111	Martin Rucker	Browns	TE
2007	4	16	113	Brian Smith	Jaguars	DE
2006	4	6	103	Brad Smith	Jets	WR
	7	35	243	Tony Palmer	Rams	G
2005	3	25	89	Atiyah Ellison	Panthers	DT
	5	6	142	Damien Nash	Titans	RB
	6	17	191	C.J. Mosley	Vikings	DT
2003	5	8	143	Justin Gage	Bears	WR
	6	41	214	Keith Wright	Texans	DT
2001	1	4	4	Justin Smith	Bengals	DE
2000	5	32	161	Jeff Marriott	Patriots	DT
1999	5	30	163	Craig Heimbarger	Packers	C
1998	7	35	224	Ernest Blackwell	Chiefs	RB
	7	44	233	Ron Janes	Cardinals	RB
1996	5	19	151	Steve Martin	Colts	DT
1994	5	27	158	A.J. Ofodile	Bills	TE
1993	2	21	50	Victor Bailey	Eagles	WR
1992	10	14	266	Mario Johnson	Jets	DT
1991	8	1	196	Harry Colon	Patriots	DB
	8	13	208	Tim Bruton	Colts	TE
	9	12	235	Damon Mays	Cowboys	WR
	12	10	316	Linzy Collins	Packers	WR
1990	11	7	283	Tommie Stowers	Chargers	TE
1989	8	5	200	Carl Bax	Buccaneers	G
	9	24	247	Curtis Wilson	Patriots	C



<b>Year</b>	<b>Round</b>	<b>Pick</b>	<b>Overall</b>	<b>Tiger</b>	<b>Team</b>	<b>Position</b>
1988	3	8	63	Erik McMillan	Jets	DT
	5	8	117	Robert Delpino	Rams	RB
	9	18	239	Jeff Cross	Dolphins	DE
1987	1	15	15	John Clay	Raiders	T
	10	26	277	Dick Chapura	Bears	DT
1986	10	11	260	Warren Seitz	Steelers	WR
1985	4	25	109	Tony Davis	Seahawks	TE
	6	5	145	George Shorthose	Dolphins	WR
	11	20	300	Terry Matichak	Steelers	DB
1984	4	3	87	Conrad Goode	Giants	T
	4	7	91	Bobby Bell	Jets	LB
	8	27	223	Jeff Smith	Redskins	DB
	11	16	296	Craig White	Bills	WR
	12	27	335	Curtland Thomas	Redskins	WR
1983	5	3	115	Demetrious Johnson	Lions	DB
	9	2	226	Kevin Potter	Oilers	DB
	12	19	326	Andy Ekern	Patriots	T
1982	2	3	30	Brad Edelman	Saints	C
	4	5	88	Jeff Gaylor	Rams	LB
1981	1	26	26	Howard Richards	Cowboys	T
	2	6	34	James Wilder	Buccaneers	RB
	2	12	40	Eric Wright	49ers	DB
	5	12	123	Wendell Ray	Vikings	DE
	6	6	144	Johnnie Poe	Saints	DB
	7	6	172	Bill Whitaker	Packers	DB
	7	7	173	Ron Fellows	Cowboys	DB
1980	4	22	105	Kurt Petersen	Cowboys	DE
	7	27	192	Gerry Ellis	Rams	RB
1979	1	13	13	Kellen Winslow	Chargers	TE
	5	2	112	Earl Gant	Chiefs	RB
	9	1	221	Steve Hamilton	49ers	DT
	11	3	278	Ken Bungarda	Bengals	DE
1978	2	5	33	James Taylor	Saints	T
	4	20	104	Pete Woods	Chiefs	QB
	4	24	108	Joe Stewart	Raiders	WR
1977	1	11	11	Morris Towns	Oilers	T
	1	19	19	Steve Pisarkiewicz	Cardinals	QB
	3	3	59	Curtis Brown	Bills	RB
	7	19	186	Randy Frisch	Steelers	DT
	12	20	327	Curtis Kirkland	Redskins	DE
1976	2	4	32	Tony Galbreath	Saints	RB
	3	19	79	Henry Marshall	Chiefs	WR
	13	3	350	Kenny Downing	Saints	DB
1975	12	19	305	Mark Johnson	Bills	DE
	16	21	411	Mark Miller	Cardinals	WR
1974	3	25	77	Scott Anderson	Vikings	C
	5	22	126	John Kelsey	Cowboys	T
	8	9	191	Jim Schnietz	49ers	G
	9	15	223	Tom Reamon	Steelers	RB
	17	7	423	John Moseley	Cardinals	DB
1973	9	2	210	Mike Fink	Saints	DB
1972	4	2	80	Lorenzo Brinkley	Steelers	DB
	8	15	197	Henry Stuckey	Lions	DB
1971	1	11	11	Joe Moore	Bears	RB
	2	2	28	James Harrison	Bears	RB
	4	3	81	Larron Jackson	Oilers	T
	5	17	121	Rocky Wallace	Cardinals	LB
	6	17	147	Mel Gray	Cardinals	WR
	8	3	185	Tyrone Walls	Bills	RB
1970	5	1	105	Jon Stagers	Steelers	DB
	8	25	207	Mike Carroll	Vikings	G
	10	5	239	Henry Brown	Patriots	K
	12	1	287	Butch Davis	Bears	DB



## NFL DRAFT PICKS

Year	Round	Pick	Overall	Tiger	Team	Position
1969	1	19	19	Roger Wehrli	Cardinals	DB
	5	3	107	Jim Anderson	Eagles	G
	8	23	205	Elmer Benhardt	Cowboys	LB
1968	16	5	395	Bill Schmidt	Bengals	LB
	1	4	4	Russ Washington	Chargers	T
	4	14	97	John Douglas	Cowboys	LB
	5	20	131	Mike Wempe	Browns	T
	12	22	322	Barry Lischner	Oilers	RB
1967	3	8	61	Earl Denny	Vikings	WR
	7	25	184	Bill Powell	Packers	LB
	10	1	238	Charlie Brown	Saints	WR
	12	5	295	Jim Whitaker	Dolphins	DB
	13	26	341	Gary Grossnickle	Saints	DB
1966	14	2	343	Bill Bates	Giants	K
	1	10	10	Francis Peay	Giants	T
	2	15	31	Butch Allison	Colts	T
1965	12	4	174	Bruce Van Dyke	Eagles	G
	4	12	54	Johnny Roland	Cardinals	RB
1964	9	13	125	Gary Lane	Browns	QB
	4	10	52	George Seals	Giants	DE
	9	8	120	Vince Turner	Colts	B
1963	17	4	228	Bud Abell	Cowboys	E
	20	10	276	Ralph Kubinski	Cardinals	G
	7	10	94	Paul Underhill	Bears	B
	10	5	131	Bill Sierkerski	Colts	G
1962	14	7	189	Bill Tobin	49ers	B
	16	10	220	Andy Russell	Steelers	LB
	2	14	28	Ed Blaine	Packers	G
	16	5	215	Bill Wegener	Cardinals	G
	1961	2	9	23	Danny LaRose	Lions
11		2	142	Norris Stevenson	Cowboys	B
15		8	204	Mel West	Cardinals	B
1960	2	4	16	Mike Magac	49ers	G
	18	1	205	Bob Haas	Cardinals	HB
1959	24	10	286	Charley James	Giants	B
1958	29	11	348	Frank Czapl	Browns	T
1957	6	7	68	Jim Hunter	49ers	B
	11	10	131	Carl Osterich	Lions	C
	21	3	244	Chuck Mehrer	Packers	T
1956	16	8	189	Al Portney	Giants	T
	19	8	225	Ray Dettring	Giants	B
	22	11	264	Dick Fouts	Rams	E
1955	11	5	126	Vic Eaton	Steelers	B
	12	7	140	Hank Burnine	Giants	E
	25	5	294	Charlie Bull	Steelers	G
	26	4	305	Jim Jennings	Packers	E
1954	10	3	112	Bob Schoonmaker	Colts	B
1953	5	2	51	Nick Carras	Redskins	B
1952	20	6	235	Roger Kinson	Redskins	C
	24	11	288	Junior Wren	Browns	B
	13	3	150	Ed Stephens	Packers	B
1951	19	4	223	Gene Ackerman	Cardinals	E
	20	7	238	John Glorioso	Eagles	B
	28	2	329	John Kadlec	Redskins	G
	2	11	25	Bob Fuchs	Rams	C
1950	6	5	71	Gene Pepper	Redskins	G
	7	12	91	Win Carter	Browns	B
	9	9	114	Dick Braznell	Bears	B
1949	7	7	68	Chet Fritz	Redskins	G
	20	10	201	Lloyd Brinkman	Eagles	B
1948	12	9	104	Mel Sheehan	Bears	E
	14	4	119	Hal (Bus) Entsminger	Yanks	B
	15	3	128	Eddie Quirk	Redskins	B
	23	6	211	Fred Kling	Packers	B
	26	3	238	Roland Oakes	Redskins	E
1947	3	1	14	Jim Kekeris	Lions	T



<b>Year</b>	<b>Round</b>	<b>Pick</b>	<b>Overall</b>	<b>Tiger</b>	<b>Team</b>	<b>Position</b>
1946	1	8	8	Bill Dellastatious	Lions	B
	32	1	296	Joervin Henderson	Packers	C
1945	2	3	14	Paul Collins	Cardinals	B
	3	3	19	Bill Dellastatious	Steelers	B
	8	1	66	Tom Hughes	Steelers	T
	17	9	173	Jim Austin	Eagles	B
1944	9	8	84	Jack Morton	Bears	E
	15	1	143	Jack Carpenter	Cardinals	T
	17	11	175	Marshall Shurnas	Yanks	E
	27	3	277	Fred Bouldin	Lions	B
	30	8	315	Bernie Pepper	Bears	T
	30	8	315	Bernie Pepper	Bears	T
1943	1	9	9	Bob Steuber	Bears	RB
	17	6	156	Jack Lister	Giants	E
	22	3	203	Don (Bull) Reece	Dodgers	B
	23	1	211	Mike Fitzgerald	Lions	G
	24	5	225	Hal Adams	Rams	B
	27	5	255	Jeff Davis	Rams	C
	28	1	261	Bert Ekern	Lions	E
1942	7	10	60	Bob Jeffries	Bears	G
	9	1	71	Rayburn Chase	Steelers	B
	13	3	113	Bob Brenton	Eagles	T
	20	4	184	Norvell Wallach	Cardinals	T
1941	2	3	13	Paul Christman	Cardinals	QB
	17	2	152	Ray Schultz	Cardinals	G
1940	8	8	68	Roland (Bud) Orf	Redskins	E
	9	6	76	Bob Haas	Lions	T
	15	6	136	Stillman Rouse	Lions	E
	21	3	193	Mel Wetzel	Redskins	T
	22	1	196	Bob Orf	Lions	E
1939	5	5	35	Jack Kinnison	Dodgers	C
1937	5	5	45	Jack Frye	Steelers	B



## TIGERS IN THE NFL

- ABELL, Bud, LB – Kansas City Chiefs (1966-68)  
 ALEXANDER, Danario, WR – Los Angeles Rams (2010-11), Los Angeles Chargers (2012)  
 ANDERSON, Scott, OL – Minnesota Vikings (1974-76)  
 ARMSTRONG, Bob, OL – Detroit Lions (1931-32)
- BADIE, Tyler, RB – Denver Broncos (2022-pres.)  
 BAILEY, Victor, WR – Philadelphia Eagles (1993-94), Kansas City Chiefs (1995-96)  
 BARNES, Brandon, LB – Washington Commanders (2004)  
 BARNES, Tim, OL – Los Angeles Rams (2012-16), San Francisco 49ers (2017)  
 BAX, Carl, OL – Tampa Bay Buccaneers (1989-90)  
 BEAL, Norm, DB – Arizona Cardinals (1962)  
 BELL, Bobby, LB – New York Jets (1984), Chicago Bears (1987)  
 BLAINE, Ed, OL – Green Bay Packers (1962), Philadelphia Eagles (1963-66)  
 BLAKLEY, Dwayne, TE – Atlanta Falcons (2004-07), Tennessee Titans (2008)  
 BLANTON, Kendall, TE – Los Angeles Rams (2019-2022)  
 BLEDSOE, Joshuah, S – New England Patriots (2021-pres.)  
 BLUMER, Herb, OL – Arizona Cardinals (1925-30, 1933)  
 BOEHM, Evan, OL – Arizona Cardinals (2016-17), Indianapolis Colts (2018), Miami Dolphins (2019)  
 BOLTON, Nick, LB – Kansas City Chiefs (2021-pres.)  
 BOROM, Larry, OL – Chicago Bears (2021-pres.)  
 BRINCKLEY, Beau, LS – Tennessee Titans (2012-20), Arizona Cardinals (2021), Atlanta Falcons (2021-pres.)  
 BRITT, Justin, OL – Seattle Seahawks (2014-19), Houston Texans (2021-pres.)  
 BROCKHAUS, Jeff, K – San Francisco 49ers (1987)  
 BROTHERS, Kentrell, LB – Minnesota Vikings (2016-19)  
 BROWN, Charlie, RB – New Orleans Saints (1967-68)  
 BROWN, Colin, OL – Kansas City Chiefs (2009), Buffalo Bills (2010-13)  
 BROWN, Curtis, RB – Buffalo Bills (1977-82)  
 BUNGARDA, Ken, OL – San Francisco 49ers (1980)  
 BURNINE, Hank, TE – New York Giants (1956), Philadelphia Eagles (1956-57)
- CAVER, James, WR – Detroit Lions (1983)  
 CHAPURA, Dick, DT – Chicago Bears (1987-89), Arizona Cardinals (1990), Philadelphia Eagles (1990)  
 CHRISTMAN, Paul, QB – Arizona Cardinals (1945-49), Green Bay Packers (1950)  
 CLAY, John, OL – Las Vegas Raiders (1987), Los Angeles Chargers (1988)  
 COFFMAN, Chase, TE – Cincinnati Bengals (2009-10), Atlanta Falcons (2012-13), Tennessee Titans (2014-15), Seattle Seahawks (2015), Indianapolis Colts (2016)  
 COLLINS, Paul, QB – Arizona Cardinals (1945)  
 COLON, Harry, S – New England Patriots (1991), Detroit Lions (1992-94, 1997), Jacksonville Jaguars (1995)  
 COLON-CASTILLO, Trystan, OL – Baltimore Ravens (2020-pres.)  
 CRISS, Shad, CB – Jacksonville Jaguars (2000)  
 CROCKETT, Damarea, RB – Denver Broncos (2020-pres.)  
 CROSS, Jeff, DE – Miami Dolphins (1988-95)  
 CULKIN, Sean, TE – Los Angeles Chargers (2017-19), Baltimore Ravens (2020)
- DANIEL, Chase, QB – New Orleans Saints (2009-12, 2017), Kansas City Chiefs (2013-15), Philadelphia Eagles (2016), Chicago Bears (2018-19), Detroit Lions (2020), Los Angeles Chargers (2021-pres.)  
 DAVIS, John, DB – Chicago Bears (1970)  
 DELPINO, Robert, FB – Los Angeles Rams (1988-92), Denver Broncos (1993)  
 DENNY, Earl, RB – Minnesota Vikings (1967-68)  
 DOUGLAS, John, LB – New York Giants (1970-73)  
 DURANT, Yasir, OL – Kansas City Chiefs (2020), Baltimore Ravens (2021), New England Patriots (2021-pres.)
- EALY, Kony, DE – Carolina Panthers (2014-16), New York Jets (2017), Las Vegas Raiders (2018)  
 EATON, Vic, QB – Pittsburgh Steelers (1955)  
 EDELMAN, Brad, OL – New Orleans Saints (1982-89)  
 EGNEW, Michael, TE – Miami Dolphins (2012-13)  
 EKERN, Andy, OL – Indianapolis Colts (1984)  
 ELLIOTT, Jordan, DT – Cleveland Browns (2020-pres.)  
 ELLIS, Gerry, FB – Green Bay Packers (1980-86)  
 ELLISON, Atiyah, DT – Carolina Panthers (2005), Baltimore Ravens (2006), San Francisco 49ers (2007), Jacksonville Jaguars (2008-09), Kansas City Chiefs (2010)  
 EVANS, Akayleb, CB – Minnesota Vikings (2022-pres.)
- FARMER, Kirk, QB – Los Angeles Rams (2003)
- FELLOWS, Ron, CB – Dallas Cowboys (1981-86), Las Vegas Raiders (1987-88)  
 FINK, Mike, CB – New Orleans Saints (1973)  
 FRANKLIN, Will, WR – Kansas City Chiefs (2008)
- GABBERT, Blaine, QB – Jacksonville Jaguars (2011-13), San Francisco 49ers (2014-16), Arizona Cardinals (2017), Tennessee Titans (2018), Tampa Bay Buccaneers (2019-2022), Kansas City Chiefs (2023-pres.)  
 GACHKAR, Andrew, LB – Los Angeles Chargers (2011-14), Dallas Cowboys (2015-16), Carolina Panthers (2017)  
 GAGE, Justin, WR – Chicago Bears (2003-06), Tennessee Titans (2007-10)  
 GAINES, E.J., CB – Los Angeles Rams (2014-16), Buffalo Bills (2017), Cleveland Browns (2018), Buffalo Bills (2019-20)  
 GALBREATH, Tony, RB – New Orleans Saints (1976-80), Minnesota Vikings (1981-83), New York Giants (1984-1987)  
 GANT, Earl, RB – Kansas City Chiefs (1979-80)  
 GARLICH, Chris, LB – Arizona Cardinals (1979)  
 GARRETT, Cale, LB – Tennessee Titans (2020)  
 GIBLER, Andy, TE – Cincinnati Bengals (1983)  
 GILLESPIE, Tyree, S – Las Vegas Raiders (2021-pres.)  
 GOLDEN, Markus, LB – Arizona Cardinals (2015-18), New York Giants (2019-20), Arizona Cardinals (2020-2022)  
 GOODE, Conrad, OL – New York Giants (1984-1985), Tampa Bay Buccaneers (1987)  
 GOODEN, Zaviar, LB – Tennessee Titans (2013-14), Arizona Cardinals (2016)  
 GRANT, Earl, RB – Kansas City Chiefs (1979-80)  
 GRAY, Mel, WR – Arizona Cardinals (1971-82)  
 GREEN IV, Allie, DB – Chicago Bears (2022-pres.)
- HALL, Terez, LB – New England Patriots (2019-21)  
 HAMILTON, Dominique, DT – New York Giants (2014)  
 HANSBROUGH, Russell, RB – Tampa Bay Buccaneers (2016)  
 HARDEN, Michael, CB – Seattle Seahawks (2004-05)  
 HARRIS, Charles, DE – Miami Dolphins (2017-19), Atlanta Falcons (2020), Detroit Lions (2021-pres.)  
 HARRISON, Jim, RB – Chicago Bears (1971-74)  
 HATLEY, Rickey, DT – Buffalo Bills (2017)  
 HEIMBURGER, Craig, OL – Green Bay Packers (1999), Buffalo Bills (2001)  
 HOOD, Evander Ziggy, DL – Pittsburgh Steelers (2009-13), Jacksonville Jaguars (2014), Chicago Bears (2015), Washington Commanders (2016-18), Miami Dolphins (2018)
- JACKSON, Jerrell, WR – Jacksonville Jaguars (2012)  
 JACKSON, Larron, OL – Denver Broncos (1971-74), Atlanta Falcons (1975-76)  
 JANES, Ron, FB – Jacksonville Jaguars (1998)  
 JENNINGS, Jim, DE – Green Bay Packers (1955)  
 JOHNSON, Demetrious, DB – Detroit Lions (1983-86), Miami Dolphins (1987)  
 JOHNSON, Herbert, WR – Chicago Bears (1987)  
 JOHNSON, Mario, DL – New York Jets (1992), New England Patriots (1993)  
 JOHNSON, Mark, DE – Buffalo Bills (1975-76), Cleveland Browns (1977)  
 JONES, Curtis, OL – Los Angeles Chargers (1968)  
 JONES, Julian, S – Philadelphia Eagles (2001-02)  
 JONES, Mike A., LB – Las Vegas Raiders (1991-96), Los Angeles Rams (1997-2000), Pittsburgh Steelers (2001-02)  
 JOESY, Henry, RB – Minnesota Vikings (2014)
- KEKERIS, Jim, OL – Philadelphia Eagles (1947), Green Bay Packers (1948)
- LANE, Gary, QB – Cleveland Browns (1966-67), New York Giants (1968)  
 LAROSE, Dan, OL – Detroit Lions (1961-63), Pittsburgh Steelers (1964), San Francisco 49ers (1965), Denver Broncos (1966)  
 LEE, Robert, G – New England Patriots (1960)  
 LEWIS, Leo, WR – Minnesota Vikings (1981-89, 1990-91), Cleveland Browns (1990)  
 LOCK, Drew, QB – Denver Broncos (2019-21), Seattle Seahawks (2022-pres.)  
 LYLE, Rick, DL – Cleveland Browns (1994-95), Baltimore Ravens (1996), New York Jets (1997-2001), New England Patriots (2002-03)
- MACLIN, Jeremy, WR – Philadelphia Eagles (2009-14), Kansas City Chiefs (2015-16), Baltimore Ravens (2017)  
 MAGAC, Mike, OL – San Francisco 49ers (1960-64), Pittsburgh Steelers (1965-66)  
 MARSHALL, Henry, WR – Kansas City Chiefs (1976-87)  
 MARTIN, Steve, DT – Indianapolis Colts, (1996-98), Philadelphia Eagles (1998-99), Kansas City





Chiefs (2000), New York Jets (2001), New England Patriots (2002), Houston Texans (2003), Minnesota Vikings (2004)  
 MAYS, Damon, WR – Tennessee Titans (1992-93), Washington Commanders (1996)  
 MCBRIDE, Adrian, WR – Arizona Cardinals (1987)  
 MCBRIDE, Ron, RB – Green Bay Packers (1973)  
 MCGOVERN, Connor, OL – Denver Broncos (2016-19), New York Jets (2020-pres.)  
 MCMILLAN, Erik, S – New York Jets (1988-92), Cleveland Browns (1993), Kansas City Chiefs (1993), Philadelphia Eagles (1993)  
 MITCHELL, Shirdonya, CB – Miami Dolphins (2006)  
 MOE, TJ, WR – New England Patriots (2013)  
 MOORE, Joe, RB – Chicago Bears (1971-72)  
 MOORE, J'Mon, WR – Green Bay Packers (2018)  
 MOORE, William, S – Atlanta Falcons (2009-15)  
 MORSE, Mitch, OL – Kansas City Chiefs (2015-18), Buffalo Bills (2019-pres.)  
 MORTON, John, HB – Chicago Bears (1945)  
 MOSLEY, C.J., DT – Minnesota Vikings (2005), New York Jets (2006-08), Cleveland Browns (2009), Jacksonville Jaguars (2010-12), Detroit Lions (2013-14), Miami Dolphins (2015)  
 MURPHY, Marcus, RB – New Orleans Saints (2015-16), Buffalo Bills (2017-18)

NASH, Damien, RB – Tennessee Titans (2005), Denver Broncos (2006)  
 NEWSOM, Donavin, LB – San Francisco 49ers (2017)

OFODILE, A.J., TE – Baltimore Ravens (1996-99)  
 OLIVO, Brock, FB – Detroit Lions (1998-2001)  
 OKWUEGBUNAM, Albert, TE – Denver Broncos (2020-pres.)  
 OTTO, Gus, LB – Las Vegas Raiders (1965-72)

PALMER, Tony, G – Green Bay Packers (2006-07)  
 PALMORE, Walter, DT – Dallas Cowboys (2020)  
 PEAY, Francis, OL – New York Giants (1966-67), Green Bay Packers (1968-72), Kansas City Chiefs (1973-74)  
 PEPPER, Gene, OL – Washington Commanders (1950-53), Indianapolis Colts (1954)  
 PETERSEN, Kurt, OL – Dallas Cowboys (1980-85)  
 PETTEY, Phil, OL – Washington Commanders (1987)  
 PISARKIEWICZ, Steve, QB – Arizona Cardinals (1978-79), Green Bay Packers (1980)  
 POE, Johnnie, CB – New Orleans Saints (1981-87)  
 POTTER, Kevin, S – Chicago Bears (1983-84)

QUIRK, ED, QB – Washington Commanders (1948-51)

RAY, Shane, LB – Denver Broncos (2015-19)  
 REAMON, Tommy, RB – Kansas City Chiefs (1976)  
 RICHARDS, Howard, OL – Dallas Cowboys (1981-86), Seattle Seahawks (1987)  
 RICHARDSON, Sheldon, DT – New York Jets (2013-16), Seattle Seahawks (2017), Minnesota Vikings (2018, 2021), Cleveland Browns (2019-20)  
 RILEY, Cameron, DB – Pittsburgh Steelers (1987)  
 ROLAND, Johnny, RB – Arizona Cardinals (1966-72), New York Giants (1973)  
 ROUNTREE III, Larry, RB – Los Angeles Chargers (2021-pres.)  
 ROUSE, Stillman, TE – Detroit Lions (1940)  
 RUCKER, Martin, TE – Cleveland Browns (2008-09), Philadelphia Eagles (2009), Dallas Cowboys (2010-11), Jacksonville Jaguars (2011), Kansas City Chiefs (2012)  
 RUSSELL, Andy, LB – Pittsburgh Steelers (1963, 1966-76)  
 RUTLAND, Kevin, CB – Jacksonville Jaguars (2011-12)

SALLY, Jerome, DT – New York Giants (1982-86), Indianapolis Colts (1987), Kansas City Chiefs (1988)  
 SEALBY, Randy, LB – New England Patriots (1987)  
 SEALS, George, OL – Washington Commanders (1964), Chicago Bears (1965-71), Kansas City Chiefs (1972-73)  
 SEITZ, Warren, WR – Pittsburgh Steelers (1986), New York Giants (1987)  
 SHORTHOSE, George, WR – Kansas City Chiefs (1985)  
 SHURNAS, Marshall, WR – Cleveland Browns (1947)

SMITH, Aldon, DE – San Francisco 49ers (2011-14), Las Vegas Raiders (2015), Dallas Cowboys (2020)  
 SMITH, Brad, WR – New York Jets (2006-10), Buffalo Bills (2011-12), Philadelphia Eagles (2013-14)  
 SMITH, Gordon, TE – Minnesota Vikings (1961-65)  
 SMITH, Jacques, DE – Tampa Bay Buccaneers (2014-17), Detroit Lions (2017), Arizona Cardinals (2018), Las Vegas Raiders (2018)

SMITH, Justin, DL – Cincinnati Bengals (2001-07), San Francisco 49ers (2008-14)  
 SMITH, Otis, CB – Philadelphia Eagles (1991-94), New York Jets (1995-96, 97-99), New England Patriots (1996, 2002-02), Detroit Lions (2003)  
 SMITH, Ray, OL – Philadelphia Eagles (1933)  
 STAGGERS, Jon, WR – Pittsburgh Steelers (1970-71), Green Bay Packers (1972-74), Detroit Lions (1975)  
 STEUBER, Bob, HB – Chicago Bears (1943), Cleveland Browns (1946)  
 STEWART, Ralph, OL – Indianapolis Colts (1948)  
 STEWART, Joe, WR – Las Vegas Raiders (1978-79)  
 STOWERS, Tommie, TE – New Orleans Saints (1992-93), Kansas City Chiefs (1994)  
 STUCKEY, Henry, DB – Miami Dolphins (1972-74), New York Giants (1975-76)

TAYLOR, James, OL – New Orleans Saints (1978-81)  
 THOMAS, Curtland, WR – New Orleans Saints (1987)  
 TOBIN, Bill, RB – Tennessee Titans (1963)  
 TOWNS, Morris, OL – Tennessee Titans (1977-83), Washington Commanders (1984)  
 TURNER, Vince, DB – New York Jets (1964)

VAN DYKE, Bruce, OL – Philadelphia Eagles (1966), Pittsburgh Steelers (1967-73), Green Bay Packers (1974-76)

WALLACE-SIMMS, Tre'Vour, OL – Jacksonville Jaguars (2020-pres.)  
 WASHINGTON, Russ, OL – Los Angeles Chargers (1968-82)  
 WEATHERSPOON, Sean, LB – Arizona Cardinals (2015)  
 WEGENER, Bucky, DT – Tennessee Titans (1962-63)  
 WEHRLI, Roger, CB – Arizona Cardinals (1969-82)  
 WEST, Mel, RB – New England Patriots (1961), New York Jets (1961-62)  
 WHITAKER, Bill, DB – Green Bay Packers (1981-82), Arizona Cardinals (1983-84)  
 WHITE, Craig, WR – Buffalo Bills (1984)  
 WILDER, James, RB – Tampa Bay Buccaneers (1981-89), Detroit Lions (1990) Washington Commanders (1990)  
 WILSON, Curtis, OL – New England Patriots (1989)  
 WINSLOW, Kellen, TE – Los Angeles Chargers (1979-87)  
 WREN, Junior, DB – Cleveland Browns (1956-59), Pittsburgh Steelers (1960), New York Jets (1961)  
 WRIGHT, Eric, CB – San Francisco 49ers (1981-90)  
 WRIGHT, Keith, DT – Indianapolis Colts (2004), Tampa Bay Buccaneers (2004-05)



## RECORDS

Note: All records since 1947 unless otherwise noted; season/career totals prior to 2002 do not include bowl games.

**CONSECUTIVE GAMES STARTED**

52, Evan Boehm (C), 2012-15  
 50, Carl Gettis (CB), 2007-10  
 50, Martin Rucker (TE), 2004-07  
 50, Adam Spieker (C), 2004-07  
 48, Brad Smith (QB), 2002-05  
 47, A.J. Ricker (C), 2000-03  
 42, Rob Riti (C), 1996-99  
 42, Mike Bedosky (C), 1990-93  
 41, Sean Weatherspoon (LB), 2006-09  
 41, Kurtis Gregory (G), 2006-09  
 41, Tommy Saunders (WR), 2005-08  
 41, Darren MacDonald (LB), 1986-89  
 40, Kentrell Brothers (LB), 2012-15  
 40, Connor McGovern (OG/OT), 2012-15  
 40, Chase Daniel (QB), 2006-08  
 40, Adrian Jones (CB), 1986-89

(Andy Gibler started 42 straight games from 1979 to '82, but streak included three bowl games. Mike Morris started 40 consecutive games including the 1997 Holiday Bowl. Including the 1997 Holiday Bowl and '98 Insight.com Bowl, Riti started 44 consecutive games. Ricker's total includes the 2003 Independence Bowl, as the NCAA began counting bowl statistics for the 2003 season)

**RUSHING | ATTEMPTS**QUARTER

18—Darrell Wallace vs. Kansas State, Oct. 26, 1985 [1st, 68 yards]; Zain Gilmore vs. Texas Tech, Oct. 30, 1999 [4th, 58 yards]

HALF

24—Devin West at Iowa State, Oct. 10, 1998 [2nd, 165 yards]

GAME

45—Zain Gilmore vs. Texas Tech, Oct. 30, 1999 [165 yards]

SEASON

283—Devin West, 1998 [1,578 yards]

CAREER

799—Brad Smith, 2002-05 [4,289 yards]

**NET YARDS**RUSH, TOUCHDOWN

90—Harry Ice at Iowa State, Oct. 18, 1941

RUSH, NO TOUCHDOWN

82—Jonathon Johnson vs. Arkansas, Nov. 25, 2016

QUARTER

180—Brad Smith vs. Texas Tech, Oct. 25, 2003 [2nd, 10 att.]

HALF

263—Henry Josey vs. Western Illinois, Sept. 17, 2011 [1st, 14 att.]

GAME

319—Devin West vs. Kansas, Sept. 12, 1998 [33 att.]

SEASON

1,604—Tyler Badie, 2021 [268 att.]  
 Freshman: 1,062—Damarea Crockett, 2016 [153 att.]  
 Sophomore: 1,406—Brad Smith, 2003 [212 att.]  
 Junior: 1,312—Joe Moore, 1969 [260 att.]

Senior: 1,604—Tyler Badie, 2021 [268 att.]

CAREER

4,289—Brad Smith, 2002-05 [799 att.]

**TOUCHDOWNS**GAME

5—Brad Smith vs. Texas Tech, Oct. 25, 2003 [19 att.]

SEASON

18—Brad Smith, 2003 [212 att.]

CAREER

45—Brad Smith, 2002-05 [799 att.]

**YARDS PER ATTEMPT**GAME (Min. 5 att.)

30.0—Harry Ice at Kansas, Nov. 22, 1941 [8 for 240 yards]

GAME (Min. 10 att.)

18.8—Henry Josey vs. Western Illinois, Sept. 17, 2011 [14 for 263 yards]

GAME (Min. 20 att.)

11.7—Tony Temple vs. Arkansas, Jan. 1, 2008 [24 for 281 yards]

GAME (Min. 30 att.)

9.67—Devin West vs. Kansas, Sept. 12, 1998 [33 for 319 yards]

SEASON (Min. 100 att.)

8.1—Henry Josey, 2011 [145 for 1,168 yards]

SEASON (Min. 150 att.)

6.9—Damarea Crockett, 2016 [153 for 1,062 yards]

SEASON (Min. 200 att.)

6.6—Brad Smith, 2013 [212 for 1,406 yards]

CAREER (Min. 250 att.)

7.4—Bob Steuber, 1940-42 [272 for 2,004 yards]

CAREER (Min. 300 att.)

7.0—Henry Josey, 2010-13 [395 for 2,771 yards]

**YARDS PER GAME**SEASON

133.7—Tyler Badie, 2021 [1,604 in 12 games]

CAREER

97.6—Joe Moore, 1968-70 [2,244 in 23 games]

**100-YARD GAMES**SEASON

9—Joe Moore, 1969 [10 games]  
 By a Quarterback: 7—Brad Smith, 2003 [13 games]

CAREER

18—Brad Smith, 2002-05 [48 games]

**CONSECUTIVE 100-YARD GAMES**SEASON

5—Joe Moore, 1969 [Games 1-5]

CAREER

6—Joe Moore, 1968-70 [Games 7-10 in 1969, Games 1-2 in 1970]

**PASSING | ATTEMPTS**QUARTER

27—James Franklin at Baylor, Nov. 5, 2011 [4th, 20 comp.]

HALF

43—Jeff Handy at Oklahoma State, Oct. 17, 1992 [2nd, 24 comp.]

GAME

73—Jeff Handy at Oklahoma State, Oct. 17, 1992 [43 comp.]

SEASON

563—Chase Daniel, 2007 [384 comp.]

CAREER

1,609—Chase Daniel, 2005-08 [1,094 comp.]

**CONSECUTIVE ATTEMPTS WITHOUT AN INTERCEPTION**GAME

54—Chase Daniel, vs. Illinois, Sept. 1, 2007

SEASON

138—Chase Daniel [Nov. 4, 2006-Dec. 29, 2006]

CAREER

254—Chase Daniel [Nov. 4, 2006-Sept. 15, 2007]

**COMPLETIONS**QUARTER

20—James Franklin at Baylor, Nov. 5, 2011 [4th, 27 att.]

HALF

26—Drew Lock vs. Delaware State, Sept. 24, 2016 [2nd, 26 comp.]

GAME

43—Jeff Handy, at Oklahoma State, Oct. 17, 1992 [73 att.]

GAME, CONSECUTIVE

20—Chase Daniel vs. Buffalo, Sept. 20, 2008

SEASON

385—Chase Daniel, 2008 [528 att.]

CAREER

1,094—Chase Daniel, 2005-08 [1,609 att.]

**COMPLETION PERCENTAGE**GAME (10-19 att.)

.941—Chase Daniel vs. SEMO, Sept. 6, 2008 [16-of-17]

GAME (20-29 att.)

.8214—Chase Daniel vs. Nevada, Sept. 13, 2008 [23-of-28]

GAME (30-39 att.)

.8387—Chase Daniel vs. Colorado, Oct. 25, 2008 [26-of-31]  
 .8387—Blaine Gabbert vs. McNeese State, Sept. 11, 2010 [26-of-31]  
 .8387—Drew Lock at Connecticut, Oct. 28, 2017 [31-of-37]

GAME (40-49 att.)

.8372—Chase Daniel vs. Buffalo, Sept. 20, 2008 [36-of-43]

GAME (50+ att.)

.7500—Chase Daniel vs. Oklahoma State, Oct. 11, 2008 [39-of-52]

SEASON (100-199 att.)

.651—Phil Johnson, 1990 [71-of-109]



SEASON (Min. 200-299 att.)  
.620—Kelly Bryant, 2019 [181-of-292]

SEASON (300-399 att.)  
.673—Connor Bazalak, 2020 [218-of-324]

SEASON (400-499 att.)  
.635—Chase Daniel, 2006 [287-of-452]

SEASON (500+ att.)  
.729—Chase Daniel, 2008 [385-of-528]

CAREER (Less than 1,000 att.)  
.621—James Franklin, 2010-13 [586-of-943]

CAREER (More than 1,000 att.)  
.680—Chase Daniel, 2005-08 [1,094-of-1,609]

**LOWEST PCT. OF PASSES INTERCEPTED**

SEASON (300-399 att.)  
.016—Brad Smith, 2002 [6 of 366 att.]

SEASON (400-499 att.)  
.018—Drew Lock, 2018 [8 of 437 att.]

SEASON (500-599 att.)  
.195—Chase Daniel, 2007 [11 of 563 att.]

CAREER (Less than 1,000 att.)  
.019—Blaine Gabbert, 2008-10 [18 of 933 att.]

CAREER (More than 1,000 att.)  
.022—Brad Smith, 2002-05 [33 of 1,484 att.]

**YARDS**

PLAY, TOUCHDOWN  
98—Pete Woods to Joe Stewart at Nebraska, Oct. 23, 1976

PLAY, NO TOUCHDOWN  
73—Jeff Handy to Frank Jones at Hawaii, Nov. 26, 1994

QUARTER  
252—Drew Lock vs. Delaware State, Sept. 24, 2016 [1st, 15-of-22]

HALF  
402—Drew Lock vs. Delaware State, Sept. 24, 2016 [1st, 26-of-36]

GAME  
521—Drew Lock vs. Missouri State, Sept. 2, 2017 [21-of-34]

SEASON  
4,335—Chase Daniel, 2008 [385-of-528]  
Freshman: 2,366—Connor Bazalak, 2020 [218-of-324]  
Sophomore: 3,526—Chase Daniel [287-of-452]  
Junior: 4,306—Chase Daniel, 2007 [384-of-563]  
Senior: 4,335—Chase Daniel, 2008 [385-of-528]

CAREER  
12,515—Chase Daniel, 2005-08 [1,094-of-1,609]

**YARDS PER ATTEMPT**

GAME (Min. 10-19 att.)  
15.2—Corby Jones vs. Iowa State, Oct. 4, 1997 [14 att. for 212 yards]

GAME (Min. 20-29 att.)

14.5—Chase Daniel vs. Nevada, Sept. 13, 2008 [28 att. for 405 yards]

GAME (30+ att.)  
15.3—Drew Lock vs. Missouri State, Sept. 2, 2017 [34 att. for 521 yards]

SEASON (Min. 70 att.)  
10.5—Vic Eaton, 1954 [74 att. for 774 yards]

SEASON (Min. 150 att.)  
8.7—Corby Jones, 1997 [191 att. for 1,658 yards]

SEASON (Min. 250 att.)  
9.5—Drew Lock, 2017 [419 att. for 3,964 yards]

CAREER (Min. 300 att.)  
7.826—Terry McMillan, 1968-69 [346 att. for 2,708 yards]

CAREER (Min. 600 att.)  
8.147—Marlon Adler, 1982-85 [642 att. for 5,231 yards]

CAREER (Min. 750 att.)  
7.851—Drew Lock, 2015-18 [1,553 att. for 12,193 yards]  
7.778—Chase Daniel, 2005-08 [1,609 att. for 12,515 yards]

**YARDS PER COMPLETION**

GAME (Min. 5 comp.)  
39.8—Paul Christman vs. St. Louis, Sept. 28, 1940 [5 comp. for 199 yards]

GAME (Min. 10 comp.)  
21.9—Terry McMillan at Kansas, Nov. 22, 1969 [14 comp. for 307 yards]

GAME (Min. 20 comp.)  
24.8—Drew Lock vs. Missouri State, Sept. 2, 2017 [21 comp. for 521 yards]

SEASON (Min. 35 comp.)  
21.5—Vic Eaton, 1954 [36 comp. for 774 yards]

SEASON (Min. 100 comp.)  
18.7—Terry McMillan, 1969 [105 comp. for 1,963 yards]

SEASON (Min. 200 comp.)  
16.4—Drew Lock, 2018 [242 comp for 3,964 yards]

CAREER (Min. 150 comp.)  
16.8—Terry McMillan, 1968-69 [161 comp. for 2,708 yards]

CAREER (Min. 300 comp.)  
15.1—Marlon Adler, 1982-85 [347 comp. for 5,231 yards]

CAREER (Min. 500 comp.)  
13.9—Drew Lock, 2016-18 [883 comp. for 12,193 yards]

**TOUCHDOWNS**

GAME  
7—Drew Lock vs. Missouri State, Sept. 2, 2017 [34 att.]

SEASON  
44, Drew Lock, 2017 [419 att.]

CAREER  
101, Chase Daniel, 2005-08 [1,609 att.]

**CONSECUTIVE GAMES WITH TD PASS**

SEASON  
14—Chase Daniel, 2008 [14 games]

CAREER  
23—Drew Lock [Oct. 22, 2016-Sept. 15, 2018]

**INTERCEPTIONS**

GAME  
7—Paul Christman at Kansas State, Oct. 8, 1938 [35 att.]

SEASON  
19—Paul Christman, 1938 [136 att.]

CAREER  
45—Paul Christman, 1938-40 [435 att.]

**HIGHEST PASS EFFICIENCY RATING**

GAME  
273.4—Chase Daniel vs. SEMO, Sept. 6, 2008

SEASON  
165.7—Drew Lock, 2017

CAREER  
149.0, Chase Daniel, 2005-08

**200-YARD GAMES**

SEASON  
14—Chase Daniel, 2008 [14 games]

CAREER  
38—Chase Daniel, 2005-08 [51 games]

CONSECUTIVE  
20—Chase Daniel [Oct. 14, 2006-Dec. 1, 2007]

**300-YARD GAMES**

SEASON  
8—Chase Daniel, 2007 & 2008 [14 games]

CAREER  
20—Chase Daniel, 2005-08 [51 games]

CONSECUTIVE  
6—Chase Daniel [Nov. 18, 2006-Sept. 15, 2007]

**400-YARD GAMES**

SEASON  
3—Drew Lock, 2017 [13 games]

CAREER  
5—Drew Lock, 2015-18 [50 games]

**RECEIVING | RECEPTIONS**

QUARTER  
7—four times—Justin Gage vs. Baylor, Nov. 10, 2001 [1st, 127 yards]; Danario Alexander vs. Kansas, Nov. 28, 2009 [3rd, 181 yards]; Michael Egnew at Baylor, Nov. 5, 2011 [4th, 40 yards]; Bud Sasser vs. Indiana, Sept. 20, 2014 [4th, 90 yards]

HALF  
11—Danario Alexander vs. Baylor, Nov. 7, 2009 [1st, 161 yards]

GAME  
16—Justin Gage at Bowling Green, Sept. 14, 2002 [236 yards]



## RECORDS

SEASON

113—Danario Alexander, 2009 [1,781 yards]  
 Freshman: 80—Jeremy Maclin, 2007 [1,055 yards]  
 Sophomore: 102—Jeremy Maclin, 2008 [1,260 yards]  
 Junior: 90—Michael Egnew, 2010 [762 yards]  
 Senior: 113—Danario Alexander, 2009 [1,781 yards]

CAREER

247—Chase Coffman, 2005-08 [2,659 yards]

**CONSECUTIVE GAMES WITH RECEPTION**SEASON

14—six times—Jeremy Maclin, 2007; Jared Perry, 2008;  
 Marcus Lucas, 2013; Dorial Green-Beckham, Bud Sasser,  
 Martin Rucker, 2014

CAREER

45—Chase Coffman [2005-08]

**YARDS**QUARTER

181—Danario Alexander vs. Kansas, Nov. 28, 2009 [3rd, 7  
 rec.]

HALF

203—Danario Alexander vs. Kansas, Nov. 28, 2009 [2nd, 10  
 rec.]

GAME

236—Justin Gage vs. Baylor, Nov. 10, 2001 [13 rec.]  
 236—Justin Gage at Bowling Green, Sept. 14, 2002 [16 rec.]

SEASON

1,781—Danario Alexander, 2009 [113 rec.]

CAREER

2,778—Danario Alexander, 2006-09 [191 rec.]

**YARDS PER RECEPTION**GAME (Min. 3 rec.)

48.3—Joe Stewart at Nebraska, Oct. 23, 1976 [3 for 145]

GAME (Min. 5 rec.)

34.4—Linzy Collins vs. TCU, Sept. 8, 1990 [5 for 172]

SEASON (Min. 20 rec.)

27.1—Mel Gray, 1969 [26 for 705]

SEASON (Min. 30 rec.)

24.8—Emanuel Hall, 2017 [33 for 817]

SEASON (Min. 40 rec.)

21.5—Henry Marshall, 1975 [44 for 945]

CAREER (Min. 50 rec.)

22.3—Mel Gray, 1968-70 [67 for 1,491]

CAREER (Min. 100 rec.)

17.25—Linzy Collins, 1989-90 [102 for 1,760]

CAREER (Min. 150 rec.)

15.67—J'Mon Moore, 2014-17 [158 for 2,477]

CAREER (Min. 200 rec.)

13.52—Justin Gage, 1999-02 [200 for 2,704]

**TOUCHDOWNS**GAME

4—Dorial Green-Beckham, at Kentucky, Nov. 9, 2013 [7 rec.]  
 4—J'Mon Moore vs. Delaware State, Sept. 24, 2016 [8 rec.]

SEASON

14—Danario Alexander, 2009 [113 rec.]

CAREER

30—Chase Coffman, 2005-08 [247 rec.]

**CONSECUTIVE GAMES WITH TD RECEPTION**SEASON

6—Danario Alexander, 2009 [Games 8-13]

CAREER

6—Mel Gray, 1968-70 [Games 6-10 in 1969; Game 1 in  
 1970]; Danario Alexander, 2009 [Games 8-13]

**100-YARD GAMES**SEASON

9—Danario Alexander, 2009 [13 games]

CAREER

11—Justin Gage, 1999-2002 [34 games]

**TOTAL OFFENSE | RUSHING AND PASSING**TOTAL PLAYSGAME

84—Brad Smith vs. New Mexico, Sept. 10, 2005 [29 rush/55  
 pass]

SEASON

672—Chase Daniel, 2007 [109 rush/563 pass]

CAREER

2,283—Brad Smith, 2002-05 [799 rush/1,484 pass]

**TOTAL YARDS**GAME

515—Drew Lock vs. Missouri State, Sept. 2, 2017 [-6  
 rush/521 pass]

SEASON

4,616—Chase Daniel, 2008 [281 rush/4,335 pass]

CAREER

13,485—Chase Daniel, 2005-08 [970 rush/12,515 pass]

**YARDS PER PLAY**GAME (Min. 20 plays)

14.4—Chase Daniel vs. Nevada, Sept. 13, 2008 [417 yards in  
 29 plays]

GAME (Min. 30 plays)

14.7—Drew Lock vs. Missouri State, Sept. 2, 2017 [515 yards  
 in 35 plays]

GAME (Min. 40 plays)

9.9—Drew Lock at Arkansas, Nov. 24, 2017 [474 yards in 48  
 plays]

SEASON (Min. 1,000 yards)

8.8—Drew Lock, 2017 [4,075 yards in 463 plays]

CAREER (Min. 2,000 yards)

7.17—Bob Steuber, 1940-42 [2,145 yards in 299 plays]

CAREER (Min. 4,000 yards)

7.19—Drew Lock, 2015-18 (12,630 yards in 1,756 plays)

**TD RESPONSIBILITY (PASS/RUSH)**GAME

7—Drew Lock vs. Missouri State, Sept. 2, 2017 [0 rush/7  
 pass]

SEASON

45—Drew Lock, 2017 [1 rush/44 pass]

CAREER

111—Chase Daniel, 2005-08 [10 rush/101 pass]

**KICKOFF RETURNS**GAME

7—Joe Stewart at Wisconsin, Oct. 5, 1974 [N/A yards]; Jeremy  
 Maclin vs. Oklahoma, Dec. 6, 2008 [132 yards]

SEASON

43—Jeremy Maclin, 2007 [1,039 yards]

CAREER

87—Marcus Murphy, 2010-14 [2,036 yards]

**KICKOFF RETURN YARDS**PLAY

100—Russell Dills vs. Kansas, Nov. 24, 1928; Mike Fink vs.  
 Oklahoma State, Oct. 16, 1971; Joe Stewart at Oklahoma State,  
 Oct. 30, 1976; Marcus Murphy vs. South Dakota State, Aug. 30,  
 2014; Kris Abrams-Draine vs. Tennessee (Oct. 2, 2021)

Note: Fink also had a 100-yard kickoff return at Arizona State,  
 Dec. 23, 1972 [Fiesta Bowl]

PLAY, NO TOUCHDOWN

89—Shirdonya Mitchell at Texas Tech, Oct. 19, 2002

GAME

194—Jeremy Maclin at Kansas State, Nov. 17, 2007 [6  
 returns]

Note: Mike Fink had 203 yards on 6 returns at Arizona State,  
 Dec. 23, 1972 [Fiesta Bowl]

SEASON

1,039—Jeremy Maclin, 2007 [43 returns]

CAREER

2,049—Jeremy Maclin, 2007 [85 returns]

**YARDS PER KICKOFF RETURN**GAME (Min. 2 returns)

72.0—Jon Staggers vs. Kansas State, Nov. 1, 1969 [2 for 144  
 yards]

GAME (Min. 3 returns)

51.3—Ricardo Rhodes vs. Oklahoma, Oct. 17, 1998 [3 for 154  
 yards]

GAME (Min. 5 returns)

33.8—Mike Fink at Arizona State, Dec. 23, 1972 [6 for 203  
 yards]

SEASON (Min. 10 returns)

31.3—Ricardo Rhodes, 1998 [13 for 404 yards]

CAREER (Min. 25 returns)

25.03—Jon Staggers, 1967-69 [31 for 776 yards]

CAREER (Min. 50 returns)

25.0—Mike Fink, 1970-72 [51 for 1,275 yards]

**KICKOFF RETURN TOUCHDOWNS**GAME

1—by several; most-recently by Kris Abrams-Draine vs. Ten-  
 nessee (Oct. 2, 2021)

**SEASON**

2—Mike Fink, 1971 [21 returns]; Marcus Murphy, 2014 [17 returns]

**CAREER**

3—Marcus Murphy, 2010-14 [87 returns]

Note: Mike Fink also had three career kickoff return touchdowns, one of which was in the 1972 Fiesta Bowl and is not included as bowl game statistics were not included in career totals until 2003

**PUNT RETURNS****GAME**

7—Leo Lewis vs. North Carolina, Oct. 2, 1976 [67 yards]

**SEASON**

40—Roger Wehrli, 1968 [478 yards]

**CAREER**

92—Roger Wehrli, 1966-68 [1,062 yards]

**PUNT RETURN YARDS****PLAY**

90—Donnie Smith vs. Air Force, Oct. 8, 1960 [TD]

**PLAY, NO TOUCHDOWN**

76—Marcus Woods at Oklahoma State, Oct. 8, 2005

**GAME**

180—Marcus Murphy vs. Southeastern Louisiana, Sept. 1, 2012 [5 returns]

**SEASON**

478—Roger Wehrli, 1968 [40 returns]

**CAREER**

1,062—Roger Wehrli, 1966-68 [92 returns]

**YARDS PER PUNT RETURN****GAME (Min. 3 returns)**

39.3—Donnie Smith vs. Air Force, Oct. 8, 1960 [3 for 118 yards]; Richaud Floyd vs. Idaho, Oct. 21, 2017 [3 for 118 yards]

**GAME (Min. 4 returns)**

39.0—Roger Wehrli at Iowa State, Oct. 21, 1967 [4 for 156 yards]

**SEASON (Min. 10 returns)**

23.0—Donnie Smith, 1959 [10 for 230 yards]

**SEASON (Min. 15 returns)**

16.5—John Moseley, 1973 [19 for 314 yards]

**CAREER (Min. 25 returns)**

13.1—John Moseley, 1971-73 [26 for 347 yards]

**CAREER (Min. 50 returns)**

12.1—Marcus Johnson, 2000-03, [78 for 942 yards]

**PUNT RETURN TOUCHDOWNS****GAME**

2—Marcus Murphy vs. Southeastern Louisiana, Sept. 1, 2012 [5 returns]

**SEASON**

3—Marcus Murphy, 2012 [27 returns]

**CAREER**

4—Marcus Murphy, 2010-14 [75 returns]

**TOTAL RETURNS****GAME**

9—Joe Stewart at Wisconsin, Oct. 5, 1974 [2 punt/7 kickoff]; Leo Lewis at Oklahoma, Nov. 13, 1976 [N/A punt/N/A kickoff]

**SEASON**

68—Jeremy Maclin, 2007 [25 punt/43 kickoff]

**CAREER**

162—Marcus Murphy, 2010-14 [75 punt/87 kickoff]

**TOTAL KICK RETURN YARDS****GAME**

228—Mike Fink vs. Oklahoma State, Oct. 16, 1971 [52 punt/176 kickoff on 8 total returns]

**SEASON**

1,346—Jeremy Maclin, 2007 [307 punt/1,039 kickoff on 68 total returns]

**CAREER**

2,837—Marcus Murphy, 2010-14 [801 punt/2,036 kickoff on 162 returns]

**YARDS PER KICK RETURN****GAME (Min. 3 returns)**

61.3—Jon Stagers vs. Kansas State, Nov. 1, 1969 [3 for 184 yards]

**GAME (Min. 4 returns)**

39.0—Roger Wehrli at Iowa State, Oct. 21, 1967 [4 for 156 yards]

**GAME (Min. 5 returns)**

39.4—Marcus Murphy at Florida, Oct. 18, 2014 [5 for 197]

**SEASON (Min. 25 returns)**

20.8—John Moseley, 1973 [36 for 748 yards]

**CAREER (Min. 75 returns)**

19.6—Joe Stewart, 1974-77 [74 for 1,454 yards]

**CAREER (Min. 100 returns)**

19.7—Jeremy Maclin, 2007-08 [133 for 2,626 yards]

**KICK RETURN TOUCHDOWNS****GAME**

2—Marcus Murphy vs. Southeastern Louisiana, Sept. 1, 2012 [2 punt/0 kickoff] and at Florida, Oct. 18, 2014 [1 punt/1 kickoff]

**SEASON**

4—Marcus Murphy, 2012 [3 punt/1 kickoff]

**CAREER**

7—Marcus Murphy, 2010-14 [4 punt/3 kickoff]

**ALL-PURPOSE (Rushing, Receiving, Returns)****ATTEMPTS****GAME**

45—Zain Gilmore vs. Texas Tech, Oct. 30, 1999 [45 rush, 0 rec., 0 return]

**SEASON**

323—Tyler Badie, 2021 [268 rush, 54 rec., 1 return]

**CAREER**

807—Brad Smith, 2002-05 [799 rush/8 rec., 0 return]

**YARDS****GAME**

360—Jeremy Maclin at Kansas State, Nov. 17, 2007 [143 rec., 209 return, 8 rush]

**SEASON**

2,833—Jeremy Maclin, 2008 [1,260 rec., 293 rush, 1,280 return]

**CAREER**

5,609—Jeremy Maclin, 2007-08 [2,315 rec., 668 rush, 2,626 return]

**SCORING | POINTS SCORED****GAME**

30—Brad Smith vs. Texas Tech, Oct. 25, 2003 [5 TD rush]

**SEASON**

121—Bob Steuber, 1942 [17 rush, 1 rec., 13 PAT-1]  
118—Brad Smith, 2003 [18 rush, 1 rec., 2 PAT-2]

**CAREER**

284—Brad Smith, 2002-05 [45 TD rush, 1 TD rec., 4 PAT-2]

**POINTS SCORED | KICKING****GAME**

20—Harrison Mavis vs. Arkansas, Dec. 5, 2020 [5 FG, 5 PAT]

**SEASON**

133—Jeff Wolfert, 2008 [20 FG, 73 PAT]

**CAREER**

362—Jeff Wolfert, 2006-08 [59 FG, 185 PAT]

**TOUCHDOWNS****GAME**

5—Brad Smith vs. Texas Tech, Oct. 25, 2003 [5 rush]

**SEASON**

19—Brad Smith, 2003 [18 rush, 1 rec.]; Derrick Washington, 2008 [17 rush, 2 rec.]

**CAREER**

46—Brad Smith, 2002-05 [45 rush, 1 rec.]

**FIELD GOALS MADE****LONGEST**

62—Tom Whelihan vs. Colorado, Oct. 11, 1986

**GAME**

5—Jeff Jacke vs. Kansas, Nov. 21, 1992 [5 att.]; Andrew Baggett vs. Florida, Oct. 19, 2013 [5 att.]; Tucker McCann at South Carolina, Oct. 6, 2018 [6 att.]; Harrison Mevis vs. Arkansas, Dec. 5, 2020 [5 att.]

**SEASON**

26—Grant Ressel, 2009 [27 att.]

**CAREER**

66—Andrew Baggett, 2012-15 [90 att.]

**FIELD GOALS ATTEMPTED****GAME**

7—Tom Whelihan vs. Oklahoma State, Nov. 16, 1985 [4



## RECORDS

made]

SEASON

33—Tucker McCann, 2018 [24 made]

CAREER

90—Andrew Baggett, 2012-15 [66 made]

**FIELD GOAL PERCENTAGE**SEASON (Min. 20 att.)

.963—Grant Ressel, 2009 [26-of-27]

CAREER (Min. 60 att.)

.839—Grant Ressel, 2009-11 [52-of-62]

CAREER (Min. 70 att.)

.819—Jeff Wolfert, 2006-08 [59-of-72]

CAREER (Min. 80 att.)

.733—Andrew Baggett, 2012-15 [66-of-90]

**PAT KICKS MADE**GAME

10—Tucker McCann vs. Delaware State, Sept. 23, 2016 [11 att.]

SEASON

73—Jeff Wolfert, 2008 [73 att.]

CAREER

185—Jeff Wolfert, 2006-08 [185 att.]

**PAT KICKS ATTEMPTED**GAME

11—Tucker McCann vs. Delaware State, Sept. 23, 2016 [10 made]

SEASON

73—Jeff Wolfert, 2008 [73 made]

CAREER

185—Jeff Wolfert, 2006-08 [185 made]

**PAT KICK PERCENTAGE**SEASON (Min. 20 att.)

1.000—Jeff Wolfert, 2008 [73-of-73]; Jeff Wolfert, 2007 [67-of-67]; Jeff Wolfert, 2006 [45-of-45]; Grant Ressel, 2009 [39-of-39]; Jeff Jacke, 1990 [32-of-32]; Grant Ressel, 2011 [30-of-30]; Trey Barrow, 2011 [23-of-23]; Charles Rash, 1957 [20-of-20]

CAREER (Min. 100 att.)

1.000—Jeff Wolfert, 2006-08 [185-of-185]

**CONSECUTIVE PAT KICKS MADE**GAME

9—Jeff Wolfert vs. Nevada, Sept. 13, 2008 [9 att.]; Tucker McCann vs. Delaware State, Sept. 23, 2016 [11 att.]

SEASON

73—Jeff Wolfert, 2008 [73 att.]

CAREER

185—Jeff Wolfert, 2006-08 [185 att.]

**PUNTING | PUNTS**GAME

13—Mike Farmer vs. Stanford, Sept. 11, 1971 [NA yards]

SEASON

81—Corey Fatony, 2015 [3,477 yards]

CAREER

255—Corey Fatony, 2015-18 [11,163 yards]

**PUNTING | YARDS**PLAY

82—Jeff Brockhaus at Kansas State, Oct. 25, 1980

GAME

501—Ray West vs. UCLA, Oct. 16, 1965 [11 punts]

SEASON

3,477—Corey Fatony, 2015 [81 punts]

CAREER

11,163—Corey Fatony, 2015-18 [255 punts]

**YARDS PER PUNT**GAME (Min. 3 punts)

58.0—Trey Barrow at Arizona State, Sept. 9, 2011 [4 for 232]

GAME (Min. 5 punts)

53.9—Matt Grabner at Texas Tech, Nov. 6, 2010 [8 for 431]

GAME (Min. 10 punts)

47.6—Kyle Pooler at Illinois, Sept. 10, 1994 [10 for 476]

SEASON (Min. 30 punts)

45.0—Vince Sebo, 1996 [31 for 1,396]

SEASON (Min. 50 punts)

44.8—Trey Barrow, 2011 [62 for 2,779]

CAREER (Min. 100 punts)

43.9—Trey Barrow, 2010-12 [132 for 5,794]

**50+ YARD PUNTS**SEASON

23—Kyle Pooler, 1994 [75 punts]

CAREER

69—Corey Fatony, 2015-18 [255 punts]

**PUNTS DOWNED INSIDE OPP. 20**SEASON

30—Trey Barrow, 2012 [68 punts]

CAREER

93—Corey Fatony, 2015-18 [255 punts]

**DEFENSE | TOTAL TACKLES**GAME

26—Taft Sales at Oklahoma State, Oct. 30, 1982 [8 solo, 18 assisted]

SEASON

164—Travis McDonald, 1994 [113 solo, 51 assisted]

CAREER

434—James Kinney, 2001-04 [256 solo, 178 assisted]

**DEFENSE | SOLO TACKLES**GAME

12—Castine Bridges at Iowa State, Nov. 15, 2008; Cale Garrett at Wyoming, Aug. 31, 2019

SEASON

113—Travis McDonald, 1994

CAREER

256—James McKinney, 2001-04

**DEFENSE | ASSISTED TACKLES**GAME

18—Taft Sales at Oklahoma State, Oct. 30, 1982

SEASON

96—Jay Wilson, 1982

CAREER

222—Darren McDonald, 1986-89

**DEFENSE | TACKLES FOR LOSS**GAME

7—Justin Smith at Baylor, Nov. 11, 2000 [33 yards lost]

SEASON

24.0—Justin Smith, 2000 [128 yards lost]; Keith Wright, 2002 [81 yards lost]

CAREER

53.0—Justin Smith, 1998-2000 [227 yards lost]

**DEFENSE | SACKS**GAME

4—three times; Justin Smith at Baylor, Nov. 11, 2000 [27 yards lost]; Brian Smith at New Mexico, Sept. 16, 2006 [34 yards lost]; Antwaun Bynum at Oklahoma State, Oct. 6, 2001 [16 yards lost]

SEASON

14.5—Shane Ray, 2014 [94 yards lost]

CAREER

31.5—Brian Smith, 2003-06 [218 yards lost]

**DEFENSE | INTERCEPTIONS**GAME

3—six times; Roger Wehrli vs. Oklahoma State, Nov. 2, 1968; Eric Wright vs. San Diego State, Sept. 8, 1979; Bill Whitaker vs. San Diego State, Sept. 8, 1979; Bill Whitaker at San Diego State, Sept. 27, 1980; Clayton Baker vs. North Texas, Sept. 2, 1995; R.J. Jones vs. Troy, Sept. 28, 2002

SEASON

8—William Moore, 2007 [61 yards]

CAREER

16—Adrian Jones, 1986-89 [145 yards]

**DEFENSE | INTERCEPTION RETURN YARDS**PLAY

100—Ronnell Perkins vs. South Carolina, Sept. 21, 2019 [TD]

PLAY, NO TOUCHDOWN

87—Demetrious Johnson vs. Colorado State, Sept. 4, 1982

GAME

100—Ronnell Perkins vs. South Carolina, Sept. 21, 2019

SEASON

167—Ken Boston, 1964 [6 int.]

CAREER

245—Ken Boston, 1963-64 [14 int.]

**DEFENSE | INTERCEPTION RETURN AVERAGE**GAME (Min. 2 int.)

38.0—John Mosley at Kansas State, Nov. 4, 1972 [2 for 76 yards]

SEASON (Min. 4 int.)

28.3—John Mosley, 1972 [4 for 113 yards]

CAREER (Min. 8 int.)

17.5—Ken Boston, 1963-65 [14 for 245 yards]

**DEFENSE | INTERCEPTIONS RETURNED FOR TD**GAME

1—by several, most-recently by Mekhi Wingo vs. North Texas (Oct. 9, 2021)

SEASON

3—Erik McMillan, 1987 [5 int.]

CAREER

4—William Moore, 2005-08 [11 int.]

**DEFENSE | PASSES BROKEN UP**SEASON

16—E.J. Gaines, 2011

CAREER

36—Adrian Jones, 1986-89

**DEFENSE | BLOCKED KICKS**SEASON

4—Terry Matichak, 1982

CAREER

5—Donnell Jones, 1994-97

**MIZZOU'S LONGEST PLAYS**RUSH

90—Harry Ice at Iowa State, Oct. 18, 1941 [TD]

PASS

98—Pete Woods to Joe Stewart at Nebraska, Oct. 23, 1976 [TD]

KICKOFF RETURN

100—Russell Dills vs. Kansas, Nov. 24, 1928 [TD]

100—Mike Fink vs. Oklahoma State, Oct. 16, 1971 [TD]

100—Joe Stewart at Oklahoma State, Oct. 30, 1976 [TD]

100—Marcus Murphy vs. So. Dakota State, Aug. 30, 2014 [TD]

100—Kris Abrams-Draine vs. Tennessee, Oct. 2, 2021 [TD]

Note: Fink also had a 100-yard kickoff return for TD at Arizona State, Dec. 23, 1972 [Fiesta Bowl]

PUNT RETURN

90—Donnie Smith vs. Air Force, Oct. 8, 1960 [TD]

INTERCEPTION RETURN

100—Ronnell Perkins vs. SoCar, Oct. 21, 2019 [TD]

INTERCEPTED LATERAL RETURN

77—Don Greenwood vs. Iowa State, Oct. 19, 1940 [TD]

FUMBLE RETURN

103—Vince Turner at Kansas, Nov. 30, 1963 [TD]

100—Pig Brown vs. Illinois, Sept. 1, 2007 [TD]

PUNT

82—Jeff Brockhaus at Kansas State, Oct. 25, 1980

FIELD GOALS

62—Tom Whelihan vs. Colorado, Oct. 11, 1986

57—Tucker McCann at South Carolina, Oct. 6, 2018

56—Harrison Mevis vs. Georgia, Oct. 1, 2022

56—Harrison Mevis at Boston College, Sept. 25, 2021

54—Jeff Wolfert at Nebraska, Nov. 4, 2006

54—Tom Whelihan vs. Oklahoma State, Nov. 16, 1985

53—Harrison Mevis vs. C. Michigan, Sept. 4, 2021

53—Tom Whelihan at Texas, Sept. 21, 1985

53—Greg Hill at Iowa State, Nov. 13, 1971

52—Harrison Mevis vs. Georgia, Oct. 1, 2022

52—Harrison Mevis vs. Abilene Christian, Sept. 17, 2022

52—Harrison Mevis at Vanderbilt, Oct. 30, 2021

52—Harrison Mevis vs. LSU, Oct. 10, 2020

52—Tucker McCann vs. SEMO, Sept. 19, 2019

52—Andrew Baggett vs. Arkansas, Nov. 28, 2014

52—Bill Bates at Oklahoma, Nov. 12, 1966

51—Harrison Mevis vs. Arkansas, Dec. 5, 2020

51—Jeff Wolfert vs. Illinois, Aug. 30, 2008

51—Brad Hammerich vs. Bowling Green, Sept. 1, 2001

51—Kyle Pooler at Oklahoma, Nov. 5, 1994

51—Jeff Jacke at Illinois, Sept. 12, 1992

51—Jeff Jacke at Nebraska, Oct. 29, 1988

51—Tom Whelihan vs. Texas, Sept. 20, 1986

51—Brad Burditt at Nebraska, Oct. 23, 1982

50—Harrison Mevis at South Carolina, Oct. 29, 2022

50—Harrison Mevis at Tennessee, Oct. 3, 2020

50—Tucker McCann vs. Wyoming, Sept. 8, 2018

50—Andrew Baggett vs. Arkansas, Nov. 28, 2014

50—Grant Ressel vs. Miami (Ohio), Sept. 25, 2010

50—Adam Crossett vs. South Carolina, Dec. 30, 2005 [Independence Bowl]

50—Jeff Jacke vs. Oklahoma State, Oct. 19, 1991

50—Jeff Jacke at Kansas, Nov. 19, 1988

50—Tom Whelihan at Oklahoma State, Dec. 4, 1986



## RECORDS

**RUSHING | ATTEMPTS**GAME

Most: 99—vs. Colorado, Oct. 12, 1968 [421 yards]  
 Fewest: 17—at Kansas, Nov. 23, 1991 [57 yards]

SEASON

Most: 645—1977 [2,469 yards]  
 Fewest: 360—1991 [1,180 yards], 1989 [869 yards]

**RUSHING | YARDS**GAME

Most: 516—vs. Colorado, Oct. 6, 1984 [64 att.]  
 Fewest: [-44]—vs. Miami, Fla., Sept. 23, 1989 [25 att.]

SEASON

Most: 3,330—2013 [588 att.]  
 Fewest: 869—1989 [360 att.]

**RUSHING | TOUCHDOWNS**GAME

6—at Kansas, Nov. 22, 1969 [51 att.]

SEASON

Most: 38—2003 [551 att.]  
 Fewest: 3—1971 [498 att.]

**RUSHING | YARDS PER GAME**SEASON

Most: 307.7—1941 [3,077 yards in 10 games]  
 Fewest: 79.0—1989 [869 yards in 11 games]

**RUSHING | YARDS PER ATTEMPT**SEASON

Most: 5.66—2013 [3,330 on 588 att.]  
 Fewest: 2.38—1955 [1,055 on 442 att.]

**PASSING | ATTEMPTS**GAME

Most: 73—at Oklahoma State, Oct. 17, 1992 [43 comp.]  
 Fewest: 1—at Kansas State, Oct. 10, 1964 [1 comp.]

SEASON

Most: 582—2007 [394 comp.]  
 Fewest: 63—1962 [24 comp.]

**PASSING | COMPLETIONS**GAME

Most: 43—at Oklahoma State, Oct. 17, 1992 [73 att.]  
 Fewest: 0—six times, most-recently at Oklahoma, Nov. 12, 1966 [2 att.]

Note: Mizzou also completed 0 passes vs. Georgia Tech in 1962 Bluebonnet Bowl [7 att.] and vs. Alabama in 1968 Gator Bowl [6 att.]; both games it won.

SEASON

Most: 404—2008 [565 att.]  
 Fewest: 24—1962 [63 att.]

**PASSING | COMPLETION PERCENTAGE**GAME (Min. 15 att.)

.917—vs. SEMO, Sept. 6, 2008 [33-of-36]

SEASON

High: .715—2008 [404-565]  
 Low: .353—[47-133]

**PASSING | YARDS**GAME

Most: 521—vs. Missouri State, Sept. 2, 2017 [21-of-34]  
 Fewest: 0—six times, most-recently at Oklahoma, Nov. 12, 1966 [2 att.]

SEASON

Most: 4,625—2008 [404-of-565]  
 Fewest: 293—1962 [24-of-63]

**PASSING | YARDS PER GAME**SEASON

Most: 330.4—2008 [4,625 yards in 14 games]  
 Fewest: 29.3—1962 [293 yards in 10 games]

**PASSING | TOUCHDOWNS**GAME

7—vs. Missouri State, Sept. 2, 2017 [34 att.]

SEASON

Most: 44—2017 [430 att.]  
 Fewest: 2—1967 [133 att.]

**PASSING | INTERCEPTIONS**GAME

Most: 7—four times, most-recently at Oklahoma, Nov. 15, 1952 [32 att.]

SEASON

Most: 30—1951 [284 att.]  
 Fewest: 5—1998 [187 att.]

**TOTAL OFFENSE | TOTAL PLAYS**GAME

Most: 111—vs. Colorado, Oct. 12, 1968 [99 rush/12 pass]  
 Fewest: 35—at Vanderbilt, Sept. 21, 1957 [32 rush/3 pass]

SEASON

Most: 1,112—2007 [530 rush/582 pass]  
 Fewest: 555—1957 [461 rush/94 pass]

**TOTAL OFFENSE | TOTAL YARDS**GAME

Most: 815—vs. Missouri State, Sept. 2, 2017 [294 rush/521 pass]  
 Fewest: 46—at Illinois, Sept. 10, 1994 [22 rush/24 pass]

SEASON

Most: 6,870—2013 [3,330 rush/3,570 pass in 14 games]  
 Fewest: 2,131—1957 [1,677 rush/454 pass in 10 games]

**TOTAL OFFENSE | YARDS PER PLAY**GAME

Most: 10.02—vs. Nevada, Sept. 13, 2008 [651 yards on 65 plays]  
 Fewest: 1.18—at Illinois, Sept. 10, 1994 [46 yards on 39 plays]

SEASON

Most: 7.13—2017 [6,528 yards on 916 plays]  
 Fewest: 3.47—1971 [2,676 yards on 772 plays]

**TOTAL OFFENSE | YARDS PER GAME**SEASON

Most: 502.2—2017 [6,528 yards in 13 games]  
 Fewest: 213.1—1957 [2,131 yards in 10 games]

**TOUCHDOWNS (Passing and Rushing)**SEASON

Most: 60—2017 [16 rush/44 pass]  
 Fewest: 15—2015 [5 rush/10 pass]

**TOTAL OFFENSE | FIRST DOWNS**GAME

Most: 41—at Tennessee, Nov. 19, 2016  
 Fewest: 1—at Illinois, Sept. 10, 1994

SEASON

Most: 378—2007 [14 games]  
 Fewest: 115—1966 [10 games]

**FUMBLES**GAME

11—at Kansas State, Nov. 16, 1991 [6 lost]

SEASON

Most: 43—1981 [21 lost]  
 Fewest: 9—1965 [9 lost]

**FUMBLES LOST**GAME

7—vs. Kansas, Nov. 19, 1949 [7 fumbles]

SEASON

Most: 29, 1956 [NA total fumbles]  
 Fewest: 3, 2014 [10 fumbles]

**TOTAL TURNOVERS**SEASON

Most: 43—1956 [29 fumbles lost, 14 interceptions]  
 Fewest: 12—2002 [5 fumbles lost, 7 interceptions]

**SCORING | MOST POINTS SCORED**QUARTER

34—vs. Idaho, Oct. 21, 2017 [1st]  
 First Quarter: 34—vs. Idaho, Oct. 21, 2017  
 Second Quarter: 31—vs. Memphis, Oct. 5, 1991  
 Third Quarter: 28—at Kansas, Nov. 22, 1969; at Texas A&M, Nov. 15, 2014  
 Fourth Quarter: 31—vs. San Diego State, Sept. 8, 1979

HALF

58—vs. Delaware State, Sept. 24, 2016 [1st]

GAME

\*79—vs. Delaware State, Sept. 24, 2016 [79-0]  
 69—at Kansas, Nov. 22, 1969 [69-21]  
 69—vs. Nevada, Sept. 13, 2008 [69-17]  
 69—vs. Western Illinois, Sept. 17, 2011 [69-0]  
 \*Denotes most points scored by Mizzou on Faurot Field.

SEASON

591—2008 [14 games]

**GREATEST MARGINS IN A ...**WIN

79—Missouri 79, Delaware State 0, Sept. 24, 2016

LOSS

77—at Oklahoma 77, Missouri 0, Nov. 8, 1986

CONFERENCE WIN

58—Missouri 58, Colorado 0, Oct. 25, 2008

CONFERENCE LOSS

77—at Oklahoma 77, Missouri 0, Nov. 8, 1986

**GREATEST ONE-GAME TURNAROUNDS**

125 points, 1986—at Oklahoma 77, Missouri 0 to Missouri 48, Kansas 0, Nov. 8, 1986-Nov. 22, 1986





87 points, 1944—at Ohio State 54, Missouri 0 to Missouri 33, at Kansas State 0, Sept. 30, 1944-Oct. 7, 1944

86 points, 1988—at Miami, Fla., 55, Missouri 0 to Missouri 52, at Kansas State 21, Oct. 1, 1988 to Oct. 8, 1988

83 points, 2008—at Texas 56, Missouri 31 to Missouri 58, Colorado 0, Oct. 18, 2008 to Oct. 25, 2008

80 points, 2016—Georgia 28, Missouri 27 to Missouri 79, Delaware State 0, Sept. 17, 2016 to Sept. 24, 2016

#### FEWEST POINTS SCORED

**GAME**  
0—153 times, most-recently at Georgia, Nov. 9, 2019 [0-27]

**SEASON**  
25—1934 [9 games]

**SEASON, MODERN ERA**  
92—1955 [10 games]

**POINTS PER GAME**  
Most: 44.2—2008 [591 points in 14 games]  
Fewest: 2.8—1934 [25 points in 9 games]  
Fewest, Modern Era: 8.5—[93 points in 11 games]

#### TOTAL TOUCHDOWNS

**GAME**  
11—vs. Delaware State, Sept. 24, 2016

**SEASON**  
76—2008 [14 games]

#### FIELD GOALS MADE

**GAME**  
5—four times, most-recently vs. Arkansas, Dec. 5, 2020 [5 made]

**SEASON**  
26—2009 [27 att.]

#### FIELD GOALS ATTEMPTED

**GAME**  
7—vs. Oklahoma State, Nov. 16, 1985 [4 made]

**SEASON**  
33—2018 [24 made]

#### PAT KICKS MADE

**GAME**  
10—vs. Delaware State, Sept. 23, 2016 [11 att.]

**SEASON**  
73—2008 [73 att.]

#### PAT KICKS ATTEMPTED

**GAME**  
11—vs. Delaware State, Sept. 23, 2016 [10 made]

**SEASON**  
73—2008 [73 made]

#### CONSECUTIVE PAT KICKS MADE

**MULTIPLE SEASONS**  
252—2005-10

#### PUNTING | PUNTS

**GAME**  
13—vs. Stanford, Sept. 11, 1971 [N/A yards]

**SEASON**  
81—2015 [3,477 yards]

#### PUNTING | YARDS PER PUNT

**GAME (Min. 5 punts)**  
53.9—at Texas Tech, Nov. 6, 2010 [8 for 431 yards]

**SEASON**  
44.31—2017 [58 punts for 2,570 yards]

#### PENALTIES

**GAME**  
Most: 14—five times, most-recently vs. Vanderbilt, Oct. 25, 2014 [100 yards]  
Fewest: 0—eight times, most-recently vs. Iowa State, Oct. 15, 2011 [0 yards]

**SEASON**  
Most: 102—2014 [815 yards]

#### PENALTY YARDS

**GAME**  
Most: 179—vs. California, Sept. 30, 1972 [14 penalties]  
Fewest: 0—eight times, most-recently vs. Iowa State, Oct. 15, 2011 [0 penalties]

**SEASON**  
Most: 841—1994 [90 penalties]  
Fewest: 230—1960 [NA penalties]

#### MISCELLANEOUS | WINS

**SEASON**  
12—2007 [12-2]; 2013 [12-2]

#### MISCELLANEOUS | LOSSES

**SEASON**  
10—1971 [1-10]; 1985 1-10]

#### MISCELLANEOUS | CONSECUTIVE GAMES

**WON**  
12—1959-60

**LOST**  
10—1984-85

**WINLESS**  
17—1933-34

**SCORED IN**  
135—2003-14

**WITHOUT A TIE GAME**  
178—1966-82

**HOME WINS**  
20—1938-43

**HOME LOSSES**  
8—1984-85

**ROAD WINS**  
10—2013-14

**ROAD LOSSES**  
17—1991-94

**WINLESS ON THE ROAD**  
17—1932-36 (3 ties); 1991-94

#### DEFENSE | TOTAL PLAYS

**GAME**  
Fewest: 35—vs. Bowling Green, Sept. 5, 1998 [56 yards]  
Most: 108—vs. Nebraska, Oct. 9, 1971 [603 yards]

**SEASON**  
Fewest: 532—1962 [683 yards in 10 games]  
Most: 1,093—2008 [5,761 yards in 14 games]

#### DEFENSE | TOTAL YARDS

**GAME**  
Fewest: 18—vs. Kansas State, Nov. 11, 1967 [55 plays]  
Most: 750—at Oklahoma, Nov. 8, 1986 [74 plays]

**SEASON**  
Fewest: 1,752—1967 [615 plays]  
Most: 5,850—2013 [1,080 plays]

#### DEFENSE | TOTAL YARDS PER GAME

**SEASON**  
Fewest: 175.2—1967 [1,752 yards in 10 games]  
Most: 478.8—2016 [5,745 yards in 12 games]

#### DEFENSE | POINTS ALLOWED

**QUARTER**  
35—at Kansas State, Nov. 20, 1999 [1st]  
First Quarter: 35—at Kansas State, Nov. 20, 1999 [1st]  
Second Quarter: 28—three times, most-recently at Oklahoma, Nov. 8, 1986  
Third Quarter: 28—three times, most-recently at Nebraska, Nov. 9, 1996  
Fourth Quarter: 28—three times, most-recently at Tennessee, Nov. 19, 2016

**HALF**  
49—at Oklahoma, Nov. 8, 1986 [2nd]

**GAME**  
Fewest: 0—206 times, most-recently vs. Vanderbilt, Nov. 28, 2020 [41-0]  
Most: 77—at Oklahoma, Nov. 8, 1986 [0-77]

**SEASON**  
Fewest: 17—1910 [8 games]  
Fewest, Modern Era: 57—1961 [10 games]  
Most: 414—2017 [13 games]

#### DEFENSE | TOTAL TOUCHDOWNS ALLOWED

**GAME**  
11—at Maryland, Nov. 25, 1954; at Oklahoma, Nov. 8, 1986

**SEASON**  
53—1991

#### DEFENSE | POINTS ALLOWED PER GAME

**SEASON**  
Fewest: 2.1—1910 [17 points in 8 games]  
Fewest, Modern Era: 5.7—1961 [57 points in 10 games]  
Most: 36.6—1991 [403 points in 11 games]

#### DEFENSE | SHUTOUTS

**SEASON**  
5—1929 [8 games]; 1941 [10 games]

**SEASON, MODERN ERA**  
4—1959 [10 games]; 1966 [10 games]

#### RUSHING ATTEMPTS

**GAME**



## RECORDS

Fewest: 15—vs. Texas Tech, Oct. 20, 2005 [(-9 yards)]  
Most: 96—vs. Oklahoma, Nov. 9, 1957 [464 yards]

SEASON

Fewest: 344—2011 [1,656 yards]  
Most: 660—1976 [3,041 yards]

**RUSHING YARDS**GAME

Fewest: (-77)—vs. California, Sept. 30, 1972 [29 att.]  
Most: 681—at Oklahoma, Nov. 8, 1986 [63 att.]

SEASON

Fewest: 739—1967 [438 att.]  
Most: 3,677—1991 [628 att.]

**FEWEST RUSHING YARDS PER ATTEMPTS**GAME

(-2.65)—vs. California, Sept. 30, 1972 [29 att. (-77 yards)]

SEASON

1.69—1967 [438 att., for 739 yards]

**RUSHING YARDS PER GAME**SEASON

Fewest: 73.9—1967 [739 yards/10 games]  
Most: 334.3—1991 [3,677 yards/11 games]

**RUSHING TOUCHDOWNS**GAME

10—at Oklahoma, Nov. 8, 1986

SEASON

Fewest: 3—1962 [382 att.]; 1967 [438 att.]  
Most: 42—1991 [628 att.]

**PASS ATTEMPTS**GAME

Fewest: 0—at Oklahoma, Nov. 13, 1976 [0 comp.]  
Most: 71—at Texas Tech, Oct. 19, 2002 [50 comp.]

SEASON

Fewest: 96—1957 [41 comp.]  
Most: 583—2008 [374 comp.]

**PASS COMPLETIONS**GAME

Fewest: 0—three times, most-recently at Oklahoma, Nov. 13, 1976 [0 att.]  
Most: 50—at Texas Tech, Oct. 19, 2002 [71 att.]

SEASON

Fewest: 41—1957 [96 att.]  
Most: 374—2008 [483 att.]

**PASSING YARDS**GAME

Fewest: 0—three times, most-recently at Oklahoma, Nov. 13, 1976 [0-of-0]  
Most: 572—at Purdue, Sept. 15, 2018 [39-of-55]

SEASON

Fewest: 403—1957 [41-of-96]  
Most: 4,013—2008 [374-of-483]

**PASSING YARDS PER GAME**SEASON

Fewest: 40.3—1957 [403 yards/10 games]  
Most: 286.6—2008 [4,013 yards/14 games]

**TOUCHDOWN PASSES**GAME

6—at Miami, Fla., Oct. 1, 1988 [32 att.]

SEASON

Fewest: 1—1966 [159 att.]  
Most: 29—2008 [483 att.]

**SACKS**SEASON

Fewest: 12—1991 [100 yards lost]  
Most: 44—2014 [294 yards lost]

**INTERCEPTIONS**GAME

8—vs. Iowa State, Oct. 19, 1946 [NA att.]

SEASON

Fewest: 6—1951 [172 att.]; 2001 [282 att.]  
Most: 28—1941 [NA att.]

**FUMBLES FORCED**GAME

8—vs. Kansas, Nov. 23, 1950 [8 fumbles recovered]

SEASON

43—1981 [25 lost]

**FUMBLES RECOVERED**GAME

8—vs. Kansas, Nov. 23, 1950 [8 fumbles forced]

SEASON

27—1971 [29 fumbles]

**TURNOVERS FORCED**GAME

11—vs. San Diego State, Sept. 8, 1979 [7 int., 4 fumbles]

SEASON

Fewest: 13—1996 [9 int., 4 fumbles]  
Most: 43—1977 [18 int., 25 fumbles]; 1981—[18 int., 25 fumbles]

**FIRST DOWNS**GAME

Fewest: 1—vs. Colorado, Nov. 9, 1946  
Most: 39—vs. Oklahoma, Dec. 6, 2008

SEASON

Fewest: 92—1962 [10 games]  
Most: 327—2008 [14 games]

**PENALTIES BY OPPONENT**GAME

Fewest: 0—three times, most-recently at Colorado, Oct. 18, 1975  
Most: 15—at Kansas State, Oct. 8, 1988 [100 yards]

SEASON

Fewest: 43—1973 [338 yards]  
Most: 103—2007 [778 yards]; 2013 [768 yards]

**PENALTY YARDS BY OPPONENT**GAME

Fewest: 0—three times, most-recently at Colorado, Oct. 18, 1975  
Most: 127—vs. San Diego State, Nov. 8, 1979 [14 penalties]

SEASON

Fewest: 242—1960 [NA penalties]  
Most: 831—2000 [95 penalties]

**INDIVIDUAL SINGLE-GAME BESTS**RUSHING ATTEMPTS

58—Tony Sands, at Kansas, Nov. 23, 1991 [396 yards]

RUSHING YARDS

396—Tony Sands, at Kansas, Nov. 23, 1991 [58 att.]

RUSHING TOUCHDOWNS

5—Kerryon Johnson, Auburn, Sept. 23, 2017 [18 att.]

PASS ATTEMPTS

70—Kliff Kingsbury, at Texas Tech, Oct. 19, 2002 [49 comp.]

PASS COMPLETIONS

49—Kliff Kingsbury, at Texas Tech, Oct. 19, 2002 [70 att.]

TOUCHDOWN PASSES

5—Kliff Kingsbury, at Texas Tech, Oct. 19, 2002 [70 att.]  
5—Juice Williams, Illinois, Aug. 30, 2008 [42 att.]

RECEPTIONS

14—Kerry Meier, Kansas, Nov. 29, 2008 [106 yards]  
14—Dezmon Briscoe, Kansas, Nov. 28, 2009 [242 yards]

RECEIVING YARDS

244—Alex Lemon, Syracuse, Nov. 17, 2012 [12 rec.]

TOUCHDOWN RECEPTIONS

3—Tom Banderas, Nebraska, Oct. 31, 1987  
3—Reggie Newhouse, Baylor, Nov. 10, 2001  
3—Nehemiah Glover, at Texas Tech, Oct. 19, 2002  
3—Hank Basket, New Mexico, Sept. 10, 2005  
3—Ryan Broyles, at Oklahoma, Sept. 24, 2011

TOTAL OFFENSE YARDS

590—David Baugh, at Purdue, Sept. 15, 2018 [572 pass, 18 rush]

TOUCHDOWNS

5—Kenyon Johnson, Auburn, Sept. 23, 2017 [18 att.]  
4—by 11 individuals, most-recently Tre Mason, Auburn, Dec. 7, 2013

TOTAL POINTS

30—Kenyon Johnson, Auburn, Sept. 23, 2017

EXTRA POINTS MADE

11—Tim Lasher, at Oklahoma, Nov. 8, 1986 [11 att.]

FIELD GOALS MADE

7—Dale Klein, Nebraska, Oct. 19, 1985 [7 att.]

**LONG PLAYS vs. MIZZOU**RUSH

95 yards—Eric Crouch, Nebraska, Sept. 29, 2001 [TD]



PASS

89 yards—Dan Manucci to Paul Coffman, Kansas State, Oct. 22, 1977 [TD]

89 yards—Payton Huslig to Malik Earl, Missouri State, Sept. 2, 2017 [TD]

KICKOFF RETURN

100 yards—Ben Kelly, at Colorado, Oct. 9, 1999 [TD]

100 yards—Solomon Patton, Florida, Oct. 19, 2013 [TD]

PUNT RETURN

94 yards—Bobby Newcomb, at Nebraska, Sept. 30, 2000 [TD]

INTERCEPTED PASS RETURN

102 yards—Joe Horning, at Maryland, Nov. 3, 1951 [TD]

INTERCEPTED FUMBLE RETURN

100 yards—Bill Meier, Washington U., Oct. 29, 1932 [TD]

PUNT

87 yards—Byron “Whizzer” White, at Colorado, Oct. 2, 1937

FIELD GOAL

56 yards—Mason Crosby, at Colorado, Oct. 5, 2005

54 yards—by four individuals



## RECORDS

**TEAM BESTS**

## Points

Game: 77, Oklahoma, 11/8/1986  
Season: 403, 1991 (36.6 ppg)

## Touchdowns

Game: 11, Maryland, 11/25/54; Oklahoma, 11/8/86  
Season: 53, 1991

## Extra Points

Game: 11, Oklahoma, 11/8/86  
Season: 48, 2016 (48 attempts)

## First Downs

Game: 39, Oklahoma, 12/6/08 (Big 12 Champ.)  
Season: 327, 2008

## Most Offensive Plays

Game: 110, 11/9/57 (602 yards)  
Season: 1,093, 2008

## Total Offense

Game: 750 yards, Oklahoma, 11/8/86  
(681 rush, 69 pass)  
Season: 5,850, 2013 (2,145 rush, 3,705 pass)

## Total Rushes

Season: 96, vs. Oklahoma, 11/9/57 (464 yards)  
Season: 660, 1976

## Rushing Yards

Game: 681, Oklahoma, 11/8/86 (63 carries)  
Season: 3,677, 1991 (628 carries)

## Passing Yards

Game: 572, Purdue, 9/15/18 (39-55)  
Season: 4,013, 2008 (374-583)

## Pass Attempts

Game: 71, Texas Tech, 10/19/02 (50 completions)  
Season: 583, 2008 (374 completions)

## Pass Completions

Game: 50, Texas Tech, 2002 (71 attempts)  
Season: 374, 2008 (583 attempts)

## Touchdown Passes

Game: 6, Miami (Fla.), 10/1/88  
Season: 29, 2008

## Passes Had Intercepted

Game: 8, Iowa State, 10/19/46  
Season: 28, 1941

## Fumbles Lost

Game: 8, Kansas, 11/23/50 (8 fumbles)  
Season: 27, 1971 (29 fumbles)

## Penalties

Game: 15, Kansas State, 10/8/88 (100 yards)  
Season: 103, 2013 (768 yards)

## Penalty Yards

Game: 127, San Diego State, 9/8/79 (14 penalties)  
Season: 831, 2000 (95 penalties)

**INDIVIDUAL BESTS**

## Points

30, Kerryon Johnson, Auburn, 9/23/17

## Touchdowns

5, Kerryon Johnson, Auburn, 9/23/17  
4, Ernie Koy, Texas, 10/8/32  
4, Bobby Layne, Texas, 11/1/46 (Cotton Bowl)  
4, Paul Sarringhaus, Ohio State, 9/28/46  
4, Mack Herron, Kansas St., 11/1/69  
4, Woody Green, Arizona State, 12/23/72 (Fiesta Bowl)  
4, Billy Sims, Oklahoma, 9/30/78  
4, Mickey Joseph, Nebraska, 10/13/90  
4, Mike Gaddis, Oklahoma, 11/7/92  
4, Tony Sands, Kansas, 11/23/91  
4, Lawrence Vickers, Colorado, 11/5/05  
4, Tre Mason, Auburn, 12/7/13 (SEC Champ.)

## Extra Points

11, Tim Lasher, Oklahoma, 11/8/86  
9, Aaron Medley, Tennessee, 11/19/16

## Total Offense

590, David Blough, Purdue, 9/15/18  
(572 pass, 18 rush)

## Total Carries

58, Tony Sands, Kansas, 11/23/91 (396 yards)

## Rushing Yards

396, Tony Sands, Kansas, 11/23/91 (58 carries)

## Passing Yards:

572, David Blough, Purdue, 9/15/18

## Pass Attempts

70, Kliff Kingsbury, Texas Tech, 10/19/02  
(49 completions)

## Pass Completions

49, Kliff Kingsbury, Texas Tech, 10/19/02  
(70 attempts)

## TD Passes

5, Kliff Kingsbury, Texas Tech, 10/19/02  
5, Juice Williams, Illinois, 8/30/08

## Pass Receptions

14, Kerry Meier, Kansas, 11/29/08  
14, Dezmon Briscoe, Kansas, 11/28/09

## Receiving Yards

244, Alec Lemon, Syracuse, 11/17/12

## Touchdown Receptions

3, Tom Banderas, Nebraska, 10/31/87  
3, Reggie Newhouse, Baylor, 11/10/01  
3, Nehemiah Glover, Texas Tech, 10/19/02  
3, Hank Baskett, New Mexico, 9/10/05  
3, Ryan Broyles, Oklahoma, 9/24/11

## Field Goals

7, Dale Klein, Nebraska, 10/19/85

**LONGEST PLAYS**

## Run from Scrimmage:

95 yards, Eric Crouch, Nebraska, 9/29/01

## Pass Completion

89 yards, Dan Manucci to Paul Coffman,  
Kansas State, 10/22/77  
89 yards, Peyton Huslig to Malik Earl,  
Missouri State, 9/2/17

## Kickoff Return

100 yards, Ben Kelly, Colorado 10/9/99  
100 yards, Solomon Patton, Florida, 10/19/13

## Punt Return

94, Bobby Newcombe, Nebraska, 9/30/00

## Intercepted Pass Return

102 yards, Joe Horning, Maryland, 11/3/51

## Intercepted Fumble Return

100 yards, Meier, Washington U., 10/29/32

## Punt

87 yards, Byron White, Colorado, 10/2/37

## Field Goal

56 yards, Mason Crosby, Colorado, 11/5/05  
54 yards, Uwe Von Schamann, Oklahoma, 9/30/78  
54 yards, Bruce Kallmeyer, Kansas, 11/19/83  
54 yards, R.D. Lashar, Oklahoma, 11/3/90  
54 yards, Daniel Carlson, Auburn, 9/23/17

**TIGERS WHO LED THE NATION**

Bob Steuber - 1941 Scoring  
1st in NCAA - 121 points

Hank Burnine - 1955 Receiving  
1st in NCAA - 44 receptions

Roger Wehrli - 1968 Punt Returns  
1st in NCAA - 11.7 avg.

Jeremy Maclin - 2008 All Purpose  
1st in NCAA - 202.36 ypg

Danario Alexander - 2009 Receiving  
1st in NCAA - 137.00 ypg

Kentrell Brothers - 2015 Total Tackles  
1st in NCAA - 12.7 avg.

Drew Lock - 2017 Passing Touchdowns  
1st in NCAA - 44 TDs

Drew Lock - 2017 Passing Yds. Per Comp.  
1st in NCAA - 16.38 yds./comp.



## PASSING

GAME	YDS.	ATT.	COMP.	OPPONENT	YEAR
1. Drew Lock	521	34	21	Missouri State	2017
2. Jeff Handy	480	73	43	at Oklahoma State	1992
3. Blaine Gabbert	468	51	30	Baylor	2009
4. Drew Lock	467	33	23	Idaho	2017
5. Drew Lock	450	37	24	Eastern Michigan	2016
6. Drew Lock	448	42	25	at Arkansas	2017
7. Kent Kiefer	444	44	29	Kansas	1989
8. Chase Daniel	439	43	36	Buffalo	2008
9. Blaine Gabbert	434	57	41	Iowa	2010
10. Jeff Handy	424	44	29	Nebraska	1992
11. Kelly Bryant	423	48	31	at Wyoming	2019
12. Chase Daniel	421	44	26	Colorado	2007
13. Blaine Gabbert	414	40	25	Nevada	2009
14. Connor Bazelak	406	34	29	LSU	2020
15. Chase Daniel	405	28	23	Nevada	2008
16. Drew Lock	402	36	26	Delaware State	2016
17. Chase Daniel	401	47	33	Nebraska	2007
18. Drew Lock	398	45	33	Wyoming	2018
19. Chase Daniel	390	52	39	Oklahoma State	2008
20. Connor Bazelak	380	49	32	Arkansas	2020
21. Drew Lock	377	37	31	at UConn	2017
22. Drew Lock	376	38	23	Georgia	2016
23. Drew Lock	375	43	26	at Purdue	2018
24. Drew Lock	373	38	23	Oklahoma State	2018
25. Steve Pisarkiewicz	371	27	20	Oklahoma State	1975

SEASON	YDS.	ATT.	COMP.	INT.	PCT.	TD	YEAR
1. Chase Daniel	4335	528	385	18	.729	39	2008
2. Chase Daniel	4306	563	384	11	.682	33	2007
3. Drew Lock	3964	419	242	13	.578	44	2017
4. Blaine Gabbert	3593	445	262	9	.589	24	2009
5. Chase Daniel	3527	452	287	10	.635	28	2006
6. Drew Lock	3498	437	275	8	.629	28	2018
7. Drew Lock	3399	434	237	10	.546	23	2016
8. Blaine Gabbert	3186	475	301	9	.634	16	2010
9. Drew Lock	3125	399	252	8	.632	25	2018
10. James Franklin	2865	376	238	11	.633	21	2011
11. Brady Cook	2724	382	247	7	.646	14	2022
12. Maty Mauk	2648	414	221	13	.534	25	2014
13. Connor Bazelak	2549	377	246	11	.653	16	2021
14. Jeff Handy	2463	329	196	8	.596	13	1992
15. James Franklin	2429	319	198	6	.621	19	2013
16. Connor Bazelak	2366	324	218	6	.673	7	2020
17. Brad Smith	2333	366	196	6	.536	15	2002

CAREER	YDS.	ATT.	COMP.	INT.	PCT.	TD	YEARS
1. Chase Daniel	12515	1609	1094	41	.680	101	2005-08
2. Drew Lock	12193	1553	883	39	.569	99	2015-18
3. Brad Smith	8799	1484	835	33	.563	56	2002-05
4. James Franklin	6962	943	586	25	.621	51	2010-13
5. Jeff Handy	6959	1058	618	30	.584	39	1991-94
6. Blaine Gabbert	6822	933	568	18	.609	40	2008-10
7. Phil Bradley	5352	798	437	29	.548	32	1977-80
8. Marlon Adler	5231	642	347	44	.540	32	1982-85
9. Connor Bazelak	5059	721	479	17	.664	23	2019-21
10. Kent Kiefer	4497	589	348	30	.591	23	1989-90
11. Maty Mauk	3719	547	289	15	.528	36	2013-14
12. Corby Jones	3697	516	257	18	.498	26	1995-98

## PASSING TOUCHDOWNS

GAME	TDs	OPPONENT
1. Drew Lock	7	Missouri St./2017
2. Drew Lock	6	Idaho/2017
3. Chase Daniel	5	at Ole Miss/2007
Chase Daniel	5	at Colorado/2007
Chase Daniel	5	Colorado/2008
Maty Mauk	5	at Kentucky/2013
Maty Mauk	5	at Toledo/2014
Drew Lock	5	E. Mich./2016
Drew Lock	5	Delaware St./2016
Drew Lock	5	at UConn/2017
Drew Lock	5	at Arkansas/2017

SEASON	TDs	YEAR
1. Drew Lock	44	2017
2. Chase Daniel	39	2008
3. Chase Daniel	33	2007
4. Chase Daniel	28	2006
Drew Lock	28	2018
6. Maty Mauk	25	2014
7. Blaine Gabbert	24	2009
8. Drew Lock	23	2016
9. James Franklin	21	2011
10. James Franklin	19	2013

CAREER	TDs	YEARS
1. Chase Daniel	101	2005-08
2. Drew Lock	99	2015-18
3. Brad Smith	56	2002-05
4. James Franklin	51	2010-13
5. Blaine Gabbert	40	2008-10
6. Jeff Handy	39	1991-94
7. Maty Mauk	36	2013-14
8. Phil Bradley	32	1977-80
Marlon Adler	32	1982-85
10. Corby Jones	26	1995-98
Kirk Farmer	26	1999-02



## RECORDS

## PASSING EFFICIENCY

GAME		RATING	ATT.	COMP.	INT.	PCT.	YDS.	TD	YR/OPPONENT
1.	Chase Daniel	273.4	17	16	0	.941	245	3	2008 vs. SEMO
2.	Corby Jones	260.7	14	12	0	.857	213	2	1997 vs. Iowa State
3.	Drew Lock	252.5	34	21	1	.618	521	7	2017 vs. Missouri State
4.	Chase Daniel	250.8	28	23	0	.821	405	4	2008 vs. Nevada
5.	Drew Lock	242.5	33	23	1	.697	467	6	2017 vs. Idaho
6.	Connor Bazelak	224.4	34	29	0	.853	406	4	2020 vs. LSU
7.	Mike Hyde	224.3	21	17	1	.809	225	4	1981 vs. Rice
8.	Marlon Adler	216.4	14	10	0	.714	163	2	1983 vs. Illinois
9.	Drew Lock	214.0	37	31	0	.838	377	5	2017 at UConn
10.	Steve Pisarkiewicz	213.9	27	20	0	.741	371	2	1975 vs. Oklahoma State
11.	Chase Daniel	213.7	23	18	0	.783	253	3	2008 vs. Nebraska
12.	Kelly Bryant	213.0	19	12	0	.632	221	3	2019 vs. Ole Miss
13.	Drew Lock	211.9	36	26	0	.722	402	5	2016 vs. Delaware State
14.	Drew Lock	211.6	37	24	0	.649	450	5	2016 vs. E. Michigan*
15.	Drew Lock	210.3	20	15	1	.750	228	3	2017 vs. Florida
16.	Chase Daniel	207.4	32	23	0	.719	320	5	2006 vs. Murray State
17.	James Franklin	204.5	23	17	0	.739	279	2	2012 vs. Syracuse
18.	Terry McMillan	203.8	26	14	0	.538	307	4	1969 vs. Kansas
19.	Blaine Gabbert	203.5	27	20	0	.741	298	3	2009 vs. Kansas State
20.	Connor Bazelak	199.9	30	21	0	.700	346	3	2021 vs. SEMO
21.	James Franklin	198.4	28	19	0	.679	278	4	2013 at Vanderbilt
22.	Corby Jones	197.4	20	12	1	.600	233	3	1997 vs. Nebraska
23.	James Franklin	194.3	25	18	0	.720	246	3	2011 vs. Western Illinois
24.	Blaine Gabbert	193.6	25	17	0	.680	256	3	2009 vs. Furman
25.	Chase Daniel	191.5	37	31	1	.838	302	5	2008 vs. Colorado

SEASON		RATING	ATT.	COMP.	INT.	PCT.	YDS.	TD	YEAR
1.	Drew Lock	165.7	419	242	13	.578	3964	44	2017
2.	Chase Daniel	159.4	528	385	18	.729	4335	39	2008
3.	Phil Johnson	154.3	109	71	3	.651	954	7	1990
4.	Chase Daniel	147.9	563	384	11	.682	4306	33	2007
5.	Drew Lock	147.7	437	275	8	.629	3498	28	2018
6.	Chase Daniel	145.1	452	287	10	.635	3527	28	2006
7.	Maty Mauk	143.6	133	68	2	.511	1071	11	2013
8.	James Franklin	141.9	319	198	6	.621	2429	19	2013
9.	Corby Jones	140.8	191	102	2	.534	1658	12	1997
10.	Blaine Gabbert	140.5	445	262	9	.589	3593	24	2009

CAREER (MIN. 300 ATT.)		RATING	ATT.	COMP.	INT.	PCT.	YDS.	TD	YEARS
1.	Chase Daniel	148.9	1609	1094	41	.680	12515	101	2005-08
2.	Drew Lock	138.8	1553	883	39	.569	12193	99	2015-18
3.	James Franklin	136.7	943	586	25	.621	6962	51	2010-13
4.	Brady Cook	135.6	449	301	7	.670	3161	17	2020-pres.
5.	Blaine Gabbert	132.6	933	568	18	.609	6822	40	2008-10
6.	Connor Bazelak	131.0	722	479	17	.663	5058	23	2019-21
7.	Kent Kiefer	126.8	589	348	30	.591	4497	23	1989-90
8.	Maty Mauk	126.2	547	289	15	.528	3719	36	2013-14
9.	Marlon Adler	125.2	642	347	44	.540	5231	32	1982-85
10.	Terry McMillan	121.7	346	161	20	.465	2708	22	1968-69
11.	Jeff Handy	120.2	1058	618	30	.584	6959	39	1991-94
12.	Corby Jones	119.6	516	257	18	.498	3697	26	1995-98
13.	Phil Bradley	117.1	798	437	29	.548	5352	32	1977-80

NOTE — The passing efficiency formula has been used by the NCAA since 1979 to rate quarterbacks. The formula assumes that touchdowns are as good as interceptions are bad; therefore, these two figures offset each other for the average player. To determine Efficiency Rating Points, multiply a passer's yards per attempt by 8.4, add his completion percentage, add his touchdown percentage times 3.3, then subtract his interception percentage times two. 100 points is considered average.



## TOTAL OFFENSE

GAME		YDS.	PLAYS	RUSH	PASS	OPPONENT	YEAR
1.	Drew Lock	515	35	-6	521	Missouri State	2017
2.	Brad Smith	480	64	246	234	Nebraska	2005
3.	Drew Lock	474	48	26	448	at Arkansas	2017
4.	Chase Daniel	473	58	72	401	Nebraska	2007
5.	Jeff Handy	471	77	-9	480	Oklahoma State	1992
6.	Drew Lock	465	35	-2	467	Idaho	2017
7.	Chase Daniel	455	47	16	439	Buffalo	2008
8.	Drew Lock	451	39	1	450	Eastern Michigan	2016
9.	Drew Lock	449	50	51	398	Wyoming	2018
10.	Chase Daniel	445	50	24	421	Colorado	2007
11.	Kelly Bryant	443	59	20	423	at Wyoming	2019
12.	Chase Daniel	436	59	46	390	Oklahoma State	2008
13.	Blaine Gabbert	435	61	-33	468	Baylor	2009
14.	Brad Smith	432	58	150	282	South Carolina	2005
15.	Blaine Gabbert	427	70	-7	434	Iowa	2010
16.	Brad Smith	419	43	291	128	Texas Tech	2003
17.	Chase Daniel	417	29	12	405	Nevada	2008
18.	Jeff Handy	415	47	-9	424	Nebraska	1992
19.	Brad Smith	413	84	165	248	New Mexico	2005
20.	Brad Smith	412	49	95	317	Arkansas State	2005
21.	Connor Bazelak	409	40	3	406	LSU	2020
22.	James Franklin	404	60	61	343	at Indiana	2013
23.	James Franklin	403	69	84	319	at Arizona State	2011
	Drew Lock	403	44	30	373	Oklahoma State	2018
25.	Drew Lock	402	36	0	402	Delaware State	2016
26.	Kent Kiefer	400	53	-44	444	Kansas	1989
27.	Blaine Gabbert	399	47	-15	414	Nevada	2009
28.	Blaine Gabbert	397	58	94	303	Kansas	2009
29.	Chase Daniel	395	48	39	356	Kansas	2006
30.	James Franklin	394	58	103	291	at Oklahoma	2011
31.	James Franklin	392	62	67	325	at Baylor	2011
32.	Kirk Farmer	391	38	31	360	Baylor	2001
	Brad Smith	391	67	213	178	Oklahoma	2002
	Chase Daniel	391	50	103	288	Kansas	2008
35.	Chase Daniel	388	51	60	328	Western Michigan	2007
	Blaine Gabbert	388	43	51	337	Iowa State	2009
37.	Drew Lock	386	33	36	350	Memphis	2018
38.	Chase Daniel	385	53	55	330	Ole Miss	2007
39.	Brad Smith	380	63	102	278	Colorado	2003
	Brady Cook	380	66	138	242	Arkansas	2022
41.	Brad Smith	377	45	184	193	Oklahoma State	2005
42.	Drew Lock	385	40	9	376	Georgia	2016
43.	Steve Pisarkiewicz	373	28	2	371	Oklahoma State	1975
	James Franklin	373	39	84	289	Iowa State	2011
46.	Drew Lock	370	40	-7	377	at UConn	2017
47.	Chase Daniel	369	54	46	323	Illinois	2008
48.	Chase Daniel	367	45	15	352	Texas A&M	2007
	Chase Daniel	367	56	6	361	Kansas	2007
49.	Connor Bazelak	366	52	14	380	Arkansas	2020
50.	James Franklin	365	52	62	303	vs. Auburn	2013
	Drew Lock	365	46	-10	375	at Purdue	2018



## RECORDS

## TOTAL OFFENSE

SEASON	YDS.	PLAYS	RUSH	PASS	YEARS
1. Chase Daniel	4616	597	281	4335	2008
2. Chase Daniel	4559	672	253	4306	2007
3. Drew Lock	4075	463	111	3964	2017
4. Chase Daniel	3906	599	379	3527	2006
5. James Franklin	3846	593	981	2865	2011
6. Blaine Gabbert	3797	548	204	3593	2009
7. Drew Lock	3673	492	175	3487	2018
8. Brad Smith	3605	628	1301	2304	2005
9. Drew Lock	3522	486	123	3399	2016
10. Blaine Gabbert	3418	587	232	3186	2010

CAREER	YDS.	PLAYS	RUSH	PASS	YEARS
1. Chase Daniel	13485	1973	970	12515	2005-08
2. Brad Smith	13088	2283	4289	8799	2002-05
3. Drew Lock	12630	1756	437	12193	2015-18
4. James Franklin	8691	1393	1729	6962	2010-13
5. Blaine Gabbert	7280	1154	458	6822	2008-10
6. Jeff Handy	6640	1154	-319	6959	1991-94
7. Phil Bradley	6459	1291	1107	5352	1977-80
8. Corby Jones	6230	1075	2533	3697	1995-98
9. Marlon Adler	5965	1029	734	5231	1982-85
10. Maty Mauk	4321	696	602	3719	2013-14

## RECEIVING

GAME (BY RECEPTIONS)	REC.	YDS.	OPPONENT	YEAR
1. Justin Gage	16	236	Bowling Green	2002
2. Kenny Holly	15	158	Oklahoma State	1992
Danario Alexander	15	233	Kansas	2009
T.J. Moe	15	152	Iowa	2010
5. Jeremy Maclin	14	168	Buffalo	2008
6. Justin Gage	13	236	Baylor	2001
Danario Alexander	13	214	Baylor	2009
Michael Egnew (TE)	13	145	San Diego State	2010
T.J. Moe	13	101	Illinois	2010
10. Victor Bailey	12	179	Kansas	1992
Justin Gage	12	113	Oklahoma State	2001
Chase Coffman (TE)	12	140	Texas	2008
Michael Egnew (TE)	12	69	at Baylor	2011
Bud Sasser	12	153	Indiana	2014

GAME (BY YARDAGE)	YDS.	REC.	OPPONENT	YEAR
1. Justin Gage	236	13	Baylor	2001
Justin Gage	236	16	Bowling Green	2002
3. Danario Alexander	233	15	Kansas	2009
4. Linzy Collins	229	9	Kansas	1990
5. Danario Alexander	214	13	Baylor	2009
6. Henry Marshall	207	7	Oklahoma State	1975
7. Danario Alexander	200	10	Kansas State	2009
8. Henry Marshall	199	6	Oklahoma	1975
9. J'Mon Moore	196	8	Georgia	2015
10. Linzy Collins	193	9	Kansas	1989
11. J'Mon Moore	187	4	Missouri State	2017

SEASON (BY RECEPTIONS)	REC.	YDS.	TDS	YEAR
1. Danario Alexander	113	1781	14	2009
2. Jeremy Maclin	102	1260	13	2008
3. T.J. Moe	92	1045	6	2010
4. Chase Coffman (TE)	90	987	10	2008
Michael Egnew (TE)	90	762	5	2010
6. Martin Rucker (TE)	84	834	8	2007
7. Justin Gage	82	1075	9	2002
8. Jeremy Maclin	80	1055	9	2007
9. Bud Sasser	77	1003	12	2014
10. Victor Bailey	75	1210	6	1992





SEASON (BY YARDAGE)	YDS.	REC.	TDS	YEAR
1. Danario Alexander	1781	113	14	2009
2. Jeremy Maclin	1260	102	13	2008
3. Victor Bailey	1210	75	6	1992
4. J'Mon Moore	1082	65	10	2017
5. Justin Gage	1075	82	9	2002
6. T.J. Moe	1045	92	6	2010
7. Jeremy Maclin	1055	80	9	2007
8. J'Mon Moore	1012	62	8	2016
9. Bud Sasser	1003	77	12	2014
10. Chase Coffman (TE)	987	90	10	2008
11. Linzy Collins	975	56	5	1990
12. Henry Marshall	945	44	9	1975

CAREER (BY RECEPTIONS)	REC.	YDS.	TDS	YEARS
1. Chase Coffman (TE)	247	2659	30	2005-08
2. Martin Rucker (TE)	203	2175	18	2004-07
3. Justin Gage	200	2704	18	1999-02
4. Danario Alexander	191	2778	22	2006-09
5. T.J. Moe	188	2101	11	2009-12
6. Jeremy Maclin	182	2315	22	2007-08
7. J'Mon Moore	158	2477	21	2014-17
8. Johnathon Johnson	153	2190	13	2016-19
9. Kenny Holly	151	1708	6	1990-93
10. Tommy Saunders	150	1600	11	2005-08
11. Michael Egnew (TE)	147	1332	8	2008-11
12. William Franklin	143	2125	13	2004-07

CAREER (BY YARDAGE)	YDS.	REC.	TDS	YEARS
1. Danario Alexander	2778	191	22	2006-09
2. Justin Gage	2704	200	18	1999-02
3. Chase Coffman (TE)	2659	247	30	2005-08
4. J'Mon Moore	2477	158	21	2014-17
5. Jeremy Maclin	2315	182	22	2007-08
6. Johnathon Johnson	2190	153	13	2016-19
7. Martin Rucker (TE)	2175	203	18	2004-07
8. Victor Bailey	2144	128	12	1990-92
9. William Franklin	2125	143	13	2004-07
10. T.J. Moe	2101	188	11	2009-12
11. Emanuel Hall	2016	97	16	2015-18
12. Jared Perry	1844	137	13	2006-09
13. Linzy Collins	1760	102	9	1989-90

RECEIVING TOUCHDOWNS

GAME	TDS	OPPONENT
1. Dorial Green-Beckham	4	at Kentucky/2013
J'Mon Moore	4	Delaware St./2016
3. Victor Bailey	3	Kansas/1991
Dwayne Blakley	3	W. Michigan/1999
Chase Coffman	3	at Colorado/2007
Jeremy Maclin	3	Nevada/2008
Danario Alexander	3	Kansas St./2009
Albert Okwuegbunam	3	Idaho/2017
Albert Okwuegbunam	3	Memphis/2018
10. Multiple tied with	2	

SEASON	TDS	YEAR
1. Danario Alexander	14	2009
2. Jeremy Maclin	13	2008
3. Dorial Green-Beckham	12	2013
Bud Sasser	12	2014
5. Albert Okwuegbunam	11	2017
6. Sean Coffey	10	2004
Chase Coffman	10	2008
L'Damian Washington	10	2013
J'Mon Moore	10	2017
10. Mel Gray	9	1969
Henry Marshall	9	1975
Justin Gage	9	2002
Chase Coffman	9	2006
Jeremy Maclin	9	2007

CAREER	TDS	YEARS
1. Chase Coffman	30	2005-08
2. Albert Okwuegbunam	23	2017-19
3. Jeremy Maclin	22	2007-08
Danario Alexander	22	2006-09
5. J'Mon Moore	21	2014-17
6. Justin Gage	18	1999-02
Martin Rucker	18	2004-07
8. Dorial Green-Beckham	17	2012-13
9. Emanuel Hall	16	2015-18
10. L'Damian Washington	15	2010-13



RECORDS

RUSHING TOUCHDOWNS

GAME	TDs	OPPONENT
1. Brad Smith	5	Texas Tech/2003
2. Earl Gant	4	Kansas/1978
James Wilder	4	at Nebraska/1978
Marlon Adler	4	at Iowa St./1983
Joe Freeman	4	Marshall/1992
6. Multiple tied with	3	
Most recently by:		
Larry Rountree III	3	Arkansas/2020

SEASON	TDs	YEAR
1. Brad Smith	18	2003
2. Devin West	17	1998
Derrick Washington	17	2008
4. Brad Smith	16	2005
Henry Josey	16	2013
6. Zack Abron	15	2002
James Franklin	15	2011
8. Corby Jones	14	1997
Zack Abron	14	2003
Larry Rountree III	14	2020
11. Johnny Roland	12	1962
Marlon Adler	12	1983
Tony Temple	12	2007
Kendial Lawrence	12	2012

CAREER	TDs	YEARS
1. Brad Smith	45	2002-05
2. Zack Abron	40	2000-03
Larry Rountree III	40	2017-20
4. Corby Jones	38	1995-98
5. Henry Josey	30	2010-13
6. Devin West	28	1995-98
Derrick Washington	28	2007-09
8. Brock Olivo	27	1994-97
9. James Wilder	22	1978-80
Tony Temple	22	2004-07

RUSHING

GAME	YDS.	TC	OPPONENT	YEAR
1. Devin West	319	33	Kansas	1998
2. Brad Smith (QB)	291	19	Texas Tech	2003
3. Tony Temple	281	24	Arkansas	2007
4. Henry Josey	263	14	Western Illinois	2011
5. Tyler Badie	254	31	Vanderbilt	2021
6. Devin West	252	40	Iowa State	1998
7. Brad Smith (QB)	246	28	Nebraska	2005
8. Harry Ice	240	8	Kansas	1941
9. Damarea Crockett	225	24	at Tennessee	2016
10. Darrell Wallace	224	42	Kansas State	1985
11. Brock Olivo	222	38	NE Louisiana	1995
12. Tyler Badie	219	41	Arkansas	2021
13. Ish Witter	216	24	Tennessee	2017
14. Brad Smith (QB)	213	26	Oklahoma	2002
15. Tyler Badie	209	17	North Texas	2021
Tyler Badie	209	34	South Carolina	2021
DeVaughn Black	205	32	Western Michigan	1999
14. Larry Rountree III	204	27	Oklahoma State	2018
15. Damarea Crockett	202	18	Missouri State	2017
16. Brock Olivo	201	28	Iowa State	1995

SEASON	YDS.	TC	TDS	YEAR
1. Tyler Badie	1604	268	14	2021
2. Devin West	1578	283	17	1998
3. Brad Smith (QB)	1406	212	18	2003
4. Joe Moore	1312	260	5	1969
5. Brad Smith (QB)	1301	229	16	2005
6. Larry Rountree III	1216	225	11	2018
7. Henry Josey	1168	145	9	2011
8. Henry Josey	1166	174	17	2013
9. Zack Abron	1155	219	14	2003
10. Darrell Wallace	1120	226	5	1985
11. Bob Steuber	1098	149	16	1942
12. Russell Hansbrough	1084	205	10	2014
13. Tony Temple	1063	193	7	2006
14. Damarea Crockett	1062	153	10	2016
15. Tony Temple	1039	186	12	2007
16. Derrick Washington	1036	177	17	2008
17. Brad Smith (QB)	1029	193	7	2002
18. Kendial Lawrence	1025	200	12	2012

CAREER	YDS.	TC	TDS	YEARS
1. Brad Smith (QB)	4289	799	45	2002-05
2. Larry Rountree III	3720	746	40	2017-20
3. Zack Abron	3198	692	40	2000-03
4. Brock Olivo	3026	686	27	1994-97
5. Devin West	2954	567	28	1995-98
6. Henry Josey	2771	395	30	2010-13
7. Tyler Badie	2740	513	23	2018-21
8. Darrell Wallace	2607	574	13	1984-87
9. Tony Temple	2552	466	22	2004-07
10. Corby Jones (QB)	2533	559	38	1995-98
11. Ish Witter	2418	503	14	2014-17
12. James Wilder	2357	487	23	1978-80
13. Damarea Crockett	2252	380	19	2016-18
14. Joe Moore	2244	453	15	1968-70
15. Kendial Lawrence	2232	444	21	2009-12
16. Derrick Washington	2085	403	28	2007-09
17. Tommie Stowers	2077	469	9	1986-89
18. Bob Steuber	2030	281	26	1940-42



## ALL-PURPOSE RUNNING

GAME	YDS.	RUSH	REC.	RET.	OPPONENT	YEAR
1. Jeremy Maclin _____	360	8	143	209	Kansas State	2007
2. Devin West _____	333	319	14	0	Kansas	1998
3. Darrell Wallace _____	299	196	0	103	California	1985
4. Tyler Badie _____	294	254	40	0	Vanderbilt	2021
5. Brad Smith _____	291	291	0	0	Texas Tech	2003
6. Darrell Wallace _____	280	224	0	56	Kansas State	1985
7. Jeremy Maclin _____	278	84	118	76	Kansas State	2008
8. Jeremy Maclin _____	275	52	96	127	Western Michigan	2007
9. Devin West _____	267	252	15	0	Iowa State	1998
Jeremy Maclin _____	267	32	146	89	Texas A&M	2007
11. Henry Josey _____	265	263	2	0	Western Illinois	2011
12. Harry Ice _____	253	240	0	13	Kansas	1941
13. Brad Smith _____	246	246	0	0	Nebraska	2005
14. Mike Fink _____	244	0	16	228	Oklahoma State	1971
Tyler Badie _____	244	203	40	1	Central Michigan	2021
16. Danario Alexander _____	243	10	233	0	Kansas	2009
17. Jeremy Maclin _____	241	32	118	86	Kansas	2008
18. Jeremy Maclin _____	240	26	103	111	Iowa State	2008
19. Jeremy Maclin _____	239	5	172	62	Nevada	2008
20. Jeremy Maclin _____	238	22	53	163	Illinois State	2007
21. Justin Gage _____	236	0	236	0	Baylor	2001
Justin Gage _____	236	0	236	0	Bowling Green	2002
Jeremy Maclin _____	236	25	168	43	Buffalo	2008
24. Jeremy Maclin _____	234	2	31	201	Illinois	2008
25. Brock Olivo _____	233	222	11	0	NE Louisiana	1995

SEASON	YDS.	RUSH	REC.	RET.	YEAR
1. Jeremy Maclin _____	2833	293	1260	1280	2008
2. Jeremy Maclin _____	2776	375	1055	1346	2007
3. Tyler Badie _____	1939	1604	330	5	2021
4. Marcus Murphy _____	1921	924	212	785	2014
5. Danario Alexander _____	1791	10	1781	0	2009
6. Devin West _____	1621	1578	43	0	1998
7. Darrell Wallace _____	1590	1120	16	454	1985
8. Brad Smith _____	1459	1406	53	0	2003
9. Marcus Murphy _____	1425	601	79	745	2013
10. Henry Josey _____	1408	1168	91	149	2011
11. Jon Stagers _____	1391	273	292	826	1969

CAREER	YDS.	RUSH	REC.	RET.	YEARS
1. Jeremy Maclin _____	5609	668	2315	2626	2007-08
2. Marcus Murphy _____	5112	1957	318	2837	2010-14
3. Brad Smith _____	4419	4289	130	0	2002-05
4. Tyler Badie _____	4414	2740	1149	525	2018-21
5. Larry Rountree III _____	4009	3720	289	538	2017-20
6. Devin West _____	3824	2954	219	654	1995-98
7. Brock Olivo _____	3475	3026	443	6	1994-97
8. Zack Abron _____	3426	3198	228	0	2000-03
9. Darrell Wallace _____	3303	2607	196	500	1984-87
10. Joe Stewart _____	3256	413	1389	1454	1974-77
11. Henry Josey _____	3115	2771	175	169	2010-13
12. T.J. Moe _____	3112	168	2101	843	2009-12
13. Danario Alexander _____	2837	59	2778	0	2006-09
14. James Wilder _____	2769	2357	412	0	1978-80
15. Kendial Lawrence _____	2746	2232	296	218	2006-09
16. Justin Gage _____	2737	6	2704	27	1999-02



RECORDS

FIELD GOALS MADE

SEASON	FG (ATT.)	YEAR
1. Grant Ressel	26 (27)	2009
2. Tucker McCann	24 (33)	2018
3. Harrison Mevis	23 (25)	2021
4. Harrison Mevis	22 (28)	2022
5. Jeff Wolfert	21 (25)	2007
6. Jeff Wolfert	20 (27)	2008
7. Jeff Wolfert	18 (20)	2006
Andrew Baggett	18 (25)	2013
Andrew Baggett	18 (25)	2014
10. Grant Ressel	17 (19)	2010
Harrison Mevis	17 (20)	2020
12. Tom Whelihan	16 (26)	1985
Jeff Jacke	16 (24)	1992
Andrew Baggett	16 (20)	2015
Tucker McCann	16 (22)	2019

CAREER	FG (ATT.)	YEARS
1. Andrew Baggett	66 (90)	2012-15
2. Harrison Mevis	62 (73)	2020-pres.
3. Tucker McCann	61 (84)	2016-19
4. Jeff Wolfert	59 (72)	2006-08
5. Grant Ressel	52 (62)	2009-11
6. Tom Whelihan	44 (63)	1984-87
7. Jeff Jacke	42 (62)	1988-92
8. Greg Hill	31 (56)	1971-73
9. Tim Gibbons	29 (59)	1974-76
10. Brad Hammerich	27 (40)	1998-01
11. Brad Burditt	24 (36)	1982-84

50-YARD FIELD GOALS MADE

CAREER	FG (ATT.)	YEARS
1. Harrison Mevis	10 (13)	2020-pres.
2. Tom Whelihan	6 (8)	1984-87
3. Jeff Jacke	4 (9)	1988-92
4. Tucker McCann	3 (7)	2016-19
5. Andrew Baggett	2 (5)	2012-15
Jeff Wolfert	2 (6)	2006-08
7. Multiple tied with	1	

SCORING

SEASON	PTS.	TDS	PATS	FGS	YEAR
1. Jeff Wolfert (PK)	133	0	73	20	2008
2. Jeff Wolfert (PK)	130	0	67	21	2007
3. Tucker McCann (PK)	123	0	51	24	2018
4. Bob Steuber	121	18	13	0	1942
5. Andrew Baggett (PK)	120	0	66	18	2013
6. Brad Smith	118	19	2*	0	2003
7. Grant Ressel (PK)	117	0	39	26	2009
8. Derrick Washington	114	19	0	0	2008
9. Harrison Mevis	110	0	41	23	2021
10. Devin West	108	18	0	0	1998
Tyler Badie	108	18	0	0	2021
12. Zack Abron	102	17	0	0	2002
Jeremy Maclin	102	17	0	0	2008
Henry Josey	102	17	0	0	2013
15. Brad Smith	100	16	2*	0	2005
16. Jeff Wolfert (PK)	99	0	45	18	2006
Harrison Mevis (PK)	99	0	33	22	2022
18. Andrew Baggett (PK)	97	0	43	18	2014
19. Tucker McCann (PK)	96	0	51	15	2017
Jeremy Maclin	96	16	0	0	2007
Grant Ressel (PK)	96	0	45	17	2010
22. James Franklin	90	15	0	0	2011
23. Zack Abron	84	14	0	0	2003
Corby Jones	84	14	0	0	1997
Danario Alexander	84	14	0	0	2009
Larry Rountree III	84	14	0	0	2020
27. Tucker McCann (PK)	82	0	34	16	2019
28. Adam Crossett (PK)	81	0	39	14	2005

CAREER	PTS.	TDS	PATS	FGS	YEARS
1. Jeff Wolfert (PK)	362	0	185	59	2006-08
2. Tucker McCann (PK)	358	0	175	61	2016-19
3. Andrew Baggett (PK)	355	0	157	66	2012-15
4. Harrison Mevis (PK)	288	0	102	62	2020-pres.
5. Brad Smith	284	46	4*	0	2002-05
6. Grant Ressel (PK)	270	0	114	52	2009-11
7. Zack Abron	252	42	0	0	2000-03
8. Larry Rountree III	240	40	0	0	2017-20
9. Corby Jones	228	38	0	0	1995-98
10. Jeff Jacke (PK)	225	0	99	42	1988-92
11. Bob Steuber	222	32	30	0	1940-42
12. Jeremy Maclin	198	33	1*	0	2007-08
13. Tom Whelihan (PK)	191	0	59	44	1984-87
14. Brock Olivo	188	31	1*	0	1994-97
15. Derrick Washington	186	31	0	0	2007-09
Henry Josey	186	31	0	0	2010-13
17. Chase Coffman (TE)	180	30	0	0	2005-08

\* Indicates two-point conversion



## PUNTING

SEASON	NO.	YDS.	AVG.	YEAR
1. Vince Sebo	31	1396	45.03	1996
2. Tom Whelihan	13	585	45.00	1984
3. Trey Barrow	62	2779	44.82	2011
4. Corey Fatony	50	2222	44.44	2018
5. Don Greenwood	20	887	44.35	1940
6. Corey Fatony	58	2570	44.31	2017
7. Corey Fatony	66	2894	43.85	2016
8. Bob Teel	11	481	43.72	1946
9. Kyle Pooler	75	3248	43.31	1994
10. Tucker McCann	68	2940	43.24	2019
11. Grant McKinniss	39	1680	43.10	2020
12. Trey Barrow	68	2925	43.02	2012
13. Corey Fatony	81	3477	42.93	2015
14. Jake Harry IV	61	2609	42.77	2009
15. Adam Crossett	57	2432	42.67	2005

CAREER	NO.	YDS.	AVG.	YEARS
1. Trey Barrow	132	5794	43.894	2010-12
2. Corey Fatony	255	11163	43.777	2015-18
3. Tucker McCann	68	2940	43.235	2019
4. Matt Grabner	70	2976	42.514	2009-10
5. Jack Stonehouse	47	1988	42.300	2022
6. Jake Harry IV	87	3666	42.138	2008-09
7. Kyle Pooler	195	8146	41.774	1991-94
8. Vince Sebo	108	4511	41.768	1996-99
9. Tom Whelihan	159	6570	41.321	1984-87
10. Christian Brinser	144	5921	41.118	2011-14
11. Marlon Adler	205	8316	40.566	1982-85
12. Adam Crossett	179	7199	40.218	2004-07

## INTERCEPTIONS

SEASON	NO.	YDS.	TD	YEAR
1. William Moore	8	61	1	2007
2. Roger Wehrli	7	112	0	1968
3. Ken Boston	6	167	1	1965
Wade Perkins	6	129	1	1998
Jim Whitaker	6	113	1	1966
Bill Whitaker	6	96	0	1979
Adrian Jones	6	84	0	1988
Andy Russell	6	65	1	1962
Dennis Poppe	6	34	0	1969
Bill Whitaker	6	28	1	1980
Johnny Roland	6	23	0	1965
Julian Jones	6	19	0	1999
Russ Calabrese	6	9	0	1977

CAREER	NO.	YDS.	TD	YEARS
1. Adrian Jones	15	139	0	1986-89
2. Ken Boston	14	216	2	1963-65
Bill Whitaker	14	140	1	1977-80
4. Erik McMillan	13	186	3	1984-87
5. Eric Wright	11	158	1	1978-80
William Moore	11	162	4	2005-08
7. Roger Wehrli	10	127	0	1966-68
Harold Piersey	10	85	1	1995-98
Kevin McIntosh	10	57	0	1991-94
Aarion Penton	10	123	1	2013-16



RECORDS

TACKLES

SEASON	UT	AT	TT	YEAR
1. Travis McDonald (LB)	113	51	164	1994
2. Sean Weatherspoon (LB)	76	79	155	2008
3. Jay Wilson (LB)	58	96	154	1982
4. Kentrell Brothers (LB)	73	79	152	2015
5. James Kinney (LB)	88	60	148	2002
6. James Kinney (LB)	84	63	147	2003
7. DeMontie Cross (FS)	89	56	145	1995
8. Sharron Washington (DB)	85	54	139	1991
9. DeMontie Cross (FS)	76	62	138	1994
10. Lynn Evans (LB)	62	71	133	1974
11. DeMontie Cross (FS)	84	48	132	1996
12. Sean Doyle (LB)	95	36	131	2001
13. Lester Dickey (LB)	74	56	130	1980
Sean Weatherspoon (LB)	77	53	130	2007
15. Darryl Major (LB)	84	45	129	1993
16. Van Darkow (LB)	56	66	122	1980
Kentrell Brothers (LB)	62	60	122	2014
18. Joe Love (LB)	63	56	119	1995
19. Darren MacDonald (LB)	71	47	118	1989

CAREER	UT	AT	TT	YEARS
1. James Kinney (LB)	256	178	434	2001-04
2. DeMontie Cross (DB)	249	166	415	1994-96
3. Sean Weatherspoon (LB)	240	173	413	2006-09
4. Jamonte Robinson (LB)	234	157	391	1998-01
5. Travis McDonald (LB)	242	144	386	1991-94
6. Darren MacDonald (LB)	153	222	375	1986-89
7. Barry Odom (LB)	203	159	362	1996-99
8. Kentrell Brothers (LB)	182	176	358	2012-15
Sean Doyle (LB)	223	135	358	1999-02
10. Darryl Major (LB)	226	120	346	1991-94
11. Andrew Wilson (LB)	174	158	332	2010-13
12. Jason Simpson (S)	218	113	331	2002-05
13. Brock Christopher (LB)	171	158	329	2005-08
14. Erik McMillan (DB)	203	120	323	1984-87
Jay Wilson (LB)	112	211	323	1980-83
16. Adrian Jones (DB)	191	148	319	1986-89
17. Lynn Evans (LB)	123	193	316	1972-74
18. Cale Garrett (LB)	190	117	307	2016-19
19. Van Darkow (LB)	97	197	294	1978-81
20. William Moore (S)	182	102	284	2005-08
21. Caldrioff Easter (DB)	180	103	283	1995-98
22. David Overstreet (S)	196	86	282	2003-06
23. Dedrick Harrington (LB)	183	97	280	2003-06
24. Chris Garlich (LB)	115	161	276	1975-78

QUARTERBACK SACKS

SEASON (YR)	NO.	YDS.	YEAR
1. Shane Ray (JR)	14.5	94	2014
2. Aldon Smith (SO)	11.5	99	2009
Michael Sam (SR)	11.5	71	2013
4. Justin Smith (JR)	11	91	2000
5. Stryker Sulak (SR)	10.5	94	2008
6. Antwaun Bynum (SR)	10	63	2002
Markus Golden (SR)	10	66	2014
8. Kony Ealy (JR)	9.5	59	2013
9. Brian Smith (JR)	9	53	2005
Charles Harris (JR)	9	51	2015
11. Jeff Gaylord (SR)	8	64	1981
Bobby Bell (SR)	8	62	1983
Bobby Bell (JR)	8	56	1982
Steve Martin (JR)	8	54	1994
Justin Smith (SO)	8	53	1999
Xzavie Jackson (SR)	8	51	2006
Brian Smith (FR)	8	49	2003
Rick Lyle (SR)	8	32	1993
19. Brian Smith (SR)	7.5	65	2006
Brad Madison (SO)	7.5	67	2010
Marcell Frazier (JR)	7.5	61	2016
Isaiah McGuire (SR)	7.5	66	2022
23. Dick Chapura (JR)	7	62	1985
Darren MacDonald (SO)	7	42	1987
Antwaun Bynum (JR)	7	46	2001
Brian Smith (SO)	7	51	2004
Charles Harris (SO)	7	51	2015
Walter Brady (FR)	7	41	2015
Marcell Frazier (SR)	7	50	2017
Terry Beckner, Jr. (JR)	7	30	2017
Kobie Whiteside (JR)	7	51	2019

CAREER	NO.	YDS.	YEARS
1. Brian Smith	31.5	218	2003-06
2. Justin Smith	22.5	155	1998-00
Stryker Sulak	22.5	203	2005-08
4. Michael Sam	21.0	125	2010-13
5. Lorenzo Williams	19	126	2004-07
Shane Ray	19	131	2012-14
7. Rick Lyle	18	92	1990-93
Charles Harris	18	113	2014-16
9. Bobby Bell	17	121	1981-83
Steve Martin	17	107	1992-95
Antwaun Bynum	17	109	2000-02
Aldon Smith	17	128	2009-10
13. Xzavie Jackson	16.5	107	2003-06
Markus Golden	16.5	109	2012-14
Marcell Frazier	16.5	122	2015-17
Isaiah McGuire	16.5	118	2019-22
17. Brad Madison	16	124	2009-12
18. C.J. Mosley	15.5	91	2002-04
Ziggy Hood	15.5	76	2005-08
20. Lee Johnson	14	111	1986-89
Kony Ealy	14	95	2011-13
22. Terry Beckner, Jr.	13.5	59	2015-18
23. Jacques Smith	13	64	2008-11
24. Sean Weatherspoon	12.5	93	2006-09
25. Erik McMillan	12	109	1984-87
Dick Chapura	12	98	1982-86



Year	Name	SCORING			
		TD	PAT	FG	PTS
1928	Robert Mehrle	5	2	0	32
1929	Russell Dills	4	2	0	26
1930	John Van Dyne	2	2	0	14
1931	George Stuber	3	0	0	18
1932	Charles Schiele	2	0	0	12
1933	Sidney Johnson	3	0	0	18
1934	Harold Bourne	2	1	0	13
1935	Al Londe	3	0	0	18
	Henry Mahley	3	0	0	18
1936	Jack Frye	4	9	1	36
1937	Henry Mahley	1	2	0	8
1938	Paul Christman	8	0	0	48
1939	Paul Christman	7	0	0	42
1940	Harry Ice	7	0	0	42
1941	Bob Steuber	9	13	0	67
1942	Bob Steuber	18	13	0	121
1943	Bill Dellastatious	6	0	0	36
	Don Reece	6	0	0	36
1944	Paul Collins	10	0	0	60
1945	Loyd Brinkman	5	0	0	30
	Robert Hopkins	5	0	0	30
1946	Howard Bonnett	5	0	0	30
	Loyd Brinkman	5	0	0	30
1947	Nick Carras	5	0	0	30
1948	Bus Entsminger	9	0	0	54
1949	John Glorioso	8	29	0	77
1950	Ed Stephens	9	0	0	54
1951	James Hook	6	0	0	36
1952	Bill Rowekamp	7	0	0	42
1953	Bob Schoonmaker	6	0	0	36
1954	Jack Fox	6	11	0	47
1955	Jim Hunter	3	0	0	18
	Joe Wynn	3	0	0	18
1956	Hank Kuhlmann	6	1	0	37
1957	Hank Kuhlmann	8	0	0	48
1958	Phil Snowden	6	1	0	37
1959	Donnie Smith	4	0	0	24
1960	Donnie Smith	13	0	0	78
1961	Bill Tobin	3	11	3	38
1962	Johnny Roland	13	0	0	78
1963	Gary Lane	6	0	0	36
1964	Gary Lane	4	2	0	26
	Charlie Brown	4	2	0	26
1965	Gary Lane	9	0	0	54
1966	Bill Bates	0	12	5	27
1967	Jay Wallace	0	15	4	27
1968	James Harrison	8	0	0	48
1969	Henry Brown	0	35	12	71
1970	Jack Bastable	1	21	11	60
1971	Greg Hill	0	8	5	23
1972	Greg Hill	0	22	13	61
1973	Greg Hill	0	24	13	63
1974	Tony Galbreath	8	0	0	48
1975	Tim Gibbons	0	33	13	72
1976	Tim Gibbons	0	23	13	62
1977	Jeff Brockhaus	0	22	9	49
1978	James Wilder	12	0	0	72
1979	Gerry Ellis	9	0	0	54
1980	Ron Verrilli	0	34	11	67
1981	Bob Lucchesi	0	21	10	51
1982	James Caver	4	0	0	24
	Curtland Thomas	4	0	0	24
1983	Marlon Adler	12	0	0	72
1984	Eric Drain	10	0	0	60
1985	Tom Whelihan	0	16	16	64
1986	Tom Whelihan	0	17	15	62
1987	Tom Whelihan	0	25	13	64
1988	Jeff Jacke	0	26	8	50

1989	Tommie Stowers	6	0	0	36
1990	Michael Jones	10	0	0	60
1991	Jeff Jacke	0	17	11	50
1992	Jeff Jacke	0	22	16	70
1993	Kyle Pooler	0	20	6	38
1994	Kyle Pooler	0	21	9	48
1995	Mark Norris	0	17	8	41
1996	Mark Norris	0	34	8	58
1997	Corby Jones	14	0	0	84
1998	Devin West	18	0	0	108
1999	Brad Hammerich	0	25	9	52
2000	Zain Gilmore	7	0	0	42
2001	Brad Hammerich	0	23	11	56
2002	Zack Abron	17	0	0	102
2003	Brad Smith	19	2	0	118
2004	Sean Coffey	10	0	0	60
2005	Brad Smith	16	2	0	100
2006	Jeff Wolfert	0	45	18	99
2007	Jeff Wolfert	0	67	21	130
2008	Jeff Wolfert	0	73	20	133
2009	Grant Ressel	0	39	26	117
2010	Grant Ressel	0	45	17	96
2011	James Franklin	15	0	0	90
2012	Andrew Baggett	0	33	14	75
2013	Andrew Baggett	0	66	18	120
2014	Andrew Baggett	0	43	18	97
2015	Andrew Baggett	0	15	16	63
2016	Damarea Crockett	10	0	0	60
2017	Tucker McCann	0	51	15	96
2018	Tucker McCann	0	51	24	123
2019	Tucker McCann	0	34	16	82
2020	Larry Rountree III	14	0	0	84
2021	Harrison Mevis	0	41	23	110
2022	Harrison Mevis	0	33	22	99

1980	James Wilder	172	839	5.0
1981	Bob Meyer	180	791	4.4
1982	Tracey Mack	120	484	4.0
1983	Eric Drain	167	684	4.1
1984	Jon Redd	119	668	5.6
1985	Darrell Wallace	226	1120	5.0
1986	Darrell Wallace	211	872	4.1
1987	Robert Delpino	115	750	6.5
1988	Tommie Stowers	143	667	4.7
1989	Tommie Stowers	142	547	3.9
1990	Michael Jones	100	485	4.9
1991	Mike Washington	101	420	4.2
1992	Joe Freeman	98	360	3.7
1993	Joe Freeman	136	675	5.0
1994	Brock Olivo	142	614	4.3
1995	Brock Olivo	232	985	4.2
1996	Brock Olivo	157	749	4.8
1997	Corby Jones	183	887	4.8
1998	Devin West	283	1578	5.6
1999	Zain Gilmore	188	764	4.1
2000	Zain Gilmore	139	632	4.5
2001	Zack Abron	157	783	5.0
2002	Brad Smith	193	1029	5.3
2003	Brad Smith	212	1406	6.6
2004	Damien Nash	164	792	4.8
2005	Brad Smith	229	1301	5.7
2006	Tony Temple	193	1063	5.5
2007	Tony Temple	186	1039	5.6
2008	Derrick Washington	177	1036	5.9
2009	Derrick Washington	190	865	4.6
2010	DeVion Moore	99	517	5.2
2011	Henry Josey	145	1168	8.1
2012	Kendial Lawrence	200	1025	5.1
2013	Henry Josey	174	1166	6.7
2014	Russell Hansbrough	205	1084	5.3
2015	Ish Witter	126	518	4.1
2016	Damarea Crockett	153	1062	6.9
2017	Ish Witter	188	1049	5.6
2018	Larry Rountree III	225	1216	5.4
2019	Larry Rountree III	186	829	4.5
2020	Larry Rountree III	209	972	4.7
2021	Tyler Badie	268	1604	6.0
2022	Cody Schrader	170	744	4.4

YEAR	NAME	RUSHING		
		TC	YDS	AVG
1947	Harold Entsminger	88	446	5.1
1948	Dick Braznell	89	484	5.4
1949	Dick Braznell	145	766	5.3
1950	John Glorioso	106	503	4.7
1951	Junior Wren	103	451	4.3
1952	Jim Hook	141	741	5.2
1953	Robert Bauman	90	405	4.5
1954	Robert Bauman	60	293	4.8
1955	Loyd Roll	99	432	4.4
1956	Hank Kuhlmann	87	440	5.0
1957	Hank Kuhlmann	136	554	4.1
1958	Mel West	131	642	4.8
1959	Mel West	122	556	4.6
1960	Mel West	138	650	4.7
1961	Andy Russell	100	412	4.1
1962	Johnny Roland	159	830	5.2
1963	Carl Reese	67	300	4.5
1964	Gary Lane	100	432	4.3
1965	Charlie Brown	174	937	5.4
1966	Charlie Brown	139	576	3.9
1967	Barry Lischner	174	647	3.7
1968	Greg Cook	161	693	4.4
1969	Joe Moore	260	1312	5.0
1970	James Harrison	127	702	5.5
1971	Don Johnson	98	360	3.7
1972	Tommy Reamon	115	454	3.9
1973	Tommy Reamon	149	610	4.1
1974	Tony Galbreath	197	870	4.4
1975	Tony Galbreath	183	777	4.2
1976	Curtis Brown	169	844	5.0
1977	Earl Gant	144	769	5.3
1978	James Wilder	160	873	5.5
1979	James Wilder	155	645	4.2

YEAR	NAME	PASSING			
		ATT	C	I	YDS
1947	Bus Entsminger	50	22	1	372
1948	Bus Entsminger	90	43	6	633
1949	Phil Klein	122	55	5	808
1950	Phil Klein	84	50	6	625
1951	Tony Scardino	96	42	7	653
1952	Tony Scardino	129	62	11	781
1953	Vic Eaton	53	24	2	364
1954	Vic Eaton	74	36	2	774
1955	Dave Doane	113	52	8	774
1956	Jim Hunter	91	42	6	567
1957	Phil Snowden	57	24	6	299
1958	Phil Snowden	86	46	8	548
1959	Phil Snowden	83	33	10	415
1960	Ron Taylor	44	23	4	302
1961	Ron Taylor	62	31	6	428
1962	Jim Johnson	33	12	6	198
1963	Gary Lane	113	51	9	710
1964	Gary Lane	119	50	14	770
1965	Gary Lane	106	45	3	544
1966	Gary Kombrink	77	32	7	433
1967	Gary Kombrink	97	34	8	452
1968	Terry McMillan	113	56	7	745
1969	Terry McMillan	233	105	13	1963
1970	Chuck Roper	235	101	15	1097



RECORDS

1971	Chuck Roper	131	62	9	613
1972	John Cherry	131	52	15	861
1973	John Cherry	120	59	8	743
1974	Steve Pisarkiewicz	156	70	8	828
1975	Steve Pisarkiewicz	232	113	9	1792
1976	Pete Woods	131	59	5	996
1977	Pete Woods	127	65	7	785
1978	Phil Bradley	226	136	10	1780
1979	Phil Bradley	236	127	8	1448
1980	Phil Bradley	242	132	8	1632
1981	Mike Hyde	249	123	12	1471
1982	Marlon Adler	140	79	9	1242
1983	Marlon Adler	175	102	13	1603
1984	Marlon Adler	144	77	9	1128
1985	Marlon Adler	183	89	13	1258
1986	Ronnie Cameron	111	49	6	654
1987	John Stollenwerck	137	60	5	831
1988	Corey Welch	53	23	4	524
1989	Kent Kiefer	314	183	15	2314
1990	Kent Kiefer	275	165	15	2183
1992	Phil Johnson	311	167	13	2029
1992	Jeff Handy	329	196	8	2463
1993	Jeff Handy	291	174	12	1901
1994	Jeff Handy	349	200	8	2030
1995	Brandon Corso	136	59	3	623
1996	Kent Skornia	118	61	10	701
1997	Corby Jones	191	102	6	1658
1998	Corby Jones	178	87	5	1281
1999	Jim Dougherty	219	109	7	1304
2000	Darius Outlaw	225	105	9	1391
2001	Kirk Farmer	285	135	6	1567
2002	Brad Smith	366	196	6	2333
2003	Brad Smith	350	211	7	1977
2004	Brad Smith	369	191	11	2185
2005	Brad Smith	399	237	9	2304
2006	Chase Daniel	452	287	10	3527
2007	Chase Daniel	563	384	11	4306
2008	Chase Daniel	528	385	18	4335
2009	Blaine Gabbert	445	262	9	3593
2010	Blaine Gabbert	475	301	9	3186
2011	James Franklin	376	238	11	2865
2012	James Franklin	234	139	7	1562
2013	James Franklin	319	198	6	2429
2014	Maty Mauk	414	221	13	2648
2015	Drew Lock	263	129	8	1332
2016	Drew Lock	434	237	10	3399
2017	Drew Lock	419	242	13	3964
2018	Drew Lock	437	275	8	3498
2019	Kelly Bryant	292	181	6	2215
2020	Connor Bazalak	324	218	6	2366
2021	Connor Bazalak	377	246	16	2549
2022	Brady Cook	382	247	7	2724

**TOTAL OFFENSE**

YEAR	NAME	RUSH	PASS	TOT
1948	Bus Entsminger	451	633	1084
1949	Dick Braznell	766	362	1128
1950	John Glorioso	503	266	769
1951	Junior Wren	451	257	708
1952	Jim Hook	741	410	1151
1953	Vic Eaton	319	364	683
1954	Vic Eaton	-86	774	688
1955	Dave Doane	-65	774	709
1956	Jimmy Hunter	0	567	567
1957	Hank Kuhlmann	554	15	569
1958	Mel West	642	0	642
1959	Mel West	556	0	556
1960	Mel West	650	0	650
1961	Ron Taylor	86	428	514
1962	Johnny Roland	830	20	850

1963	Gary Lane	300	710	1010
1964	Gary Lane	432	770	1202
1965	Gary Lane	450	544	994
1966	Gary Kombrink	212	433	645
1967	Gary Kombrink	520	452	972
1968	Terry McMillan	357	745	1102
1969	Terry McMillan	194	1963	2157
1970	Chuck Roper	44	1097	1141
1971	Chuck Roper	113	613	726
1972	John Cherry	233	861	1094
1973	John Cherry	152	743	895
1974	Tony Galbreath	870	85	955
1975	Steve Pisarkiewicz	-60	1792	1732
1976	Pete Woods	193	996	1189
1977	Phil Bradley	372	492	864
1978	Phil Bradley	301	1780	2081
1979	Phil Bradley	316	1448	1764
1980	Phil Bradley	118	1632	1750
1981	Mike Hyde	-175	1471	1296
1982	Marlon Adler	17	1242	1259
1983	Marlon Adler	267	1603	1870
1984	Marlon Adler	328	1128	1456
1985	Marlon Adler	122	1258	1380
1986	Ronnie Cameron	365	654	1019
1987	John Stollenwerck	176	831	1007
1988	Corey Welch	393	524	917
1989	Kent Kiefer	-238	2314	2076
1990	Kent Kiefer	-90	2183	2093
1991	Phil Johnson	158	2029	2187
1992	Jeff Handy	-72	2463	2391
1993	Jeff Handy	-151	1901	1770
1994	Jeff Handy	-115	2030	1915
1995	Brock Olivo	985	0	985
1996	Corby Jones	742	624	1366
1997	Corby Jones	887	1658	2545
1998	Corby Jones	536	1281	1817
1999	Jim Dougherty	-8	1304	1296
2000	Darius Outlaw	259	1391	1650
2001	Kirk Farmer	379	1567	1946
2002	Brad Smith	1029	2333	3362
2003	Brad Smith	1406	1977	3383
2004	Brad Smith	553	2185	2738
2005	Brad Smith	1301	2304	3605
2006	Chase Daniel	379	3527	3906
2007	Chase Daniel	253	4306	4559
2008	Chase Daniel	281	4335	4616
2009	Blaine Gabbert	204	3593	3797
2010	Blaine Gabbert	232	3186	3418
2011	James Franklin	981	2865	3846
2012	James Franklin	122	1562	1684
2013	James Franklin	510	2429	2939
2014	Maty Mauk	373	2648	3021
2015	Drew Lock	28	1332	1360
2016	Drew Lock	123	3399	3522
2017	Drew Lock	111	3964	4075
2018	Drew Lock	175	3498	3673
2019	Kelly Bryant	242	2215	2457
2020	Connor Bazalak	20	2366	2386
2021	Connor Bazalak	-23	2549	2526
2022	Brady Cook	585	2724	3309

**PASS RECEIVING**

YEAR	NAME	REC	YDS.	TD
1947	Mel Sheehan	14	218	2
1948	Mel Sheehan	23	346	3
1949	Gene Ackermann	42	621	2
1950	Gene Ackermann	31	400	3
1951	Harold Carter	24	456	2
1952	Jim Jennings	14	219	0
1953	Elmer Corpeny	12	179	2
1954	Harold Burnine	22	405	2

1955	Harold Burnine	44	594	2
1956	Charley James	30	362	1
1957	Charley James	12	132	1
1958	Danny LaRose	14	215	0
1959	Russ Sloan	13	128	3
1960	Danny LaRose	10	151	2
1961	Conrad Hitchler	8	124	0
1962	Bill Tobin	3	75	2
1963	Ted Saussele	8	115	1
1964	Earl Denny	10	222	1
1965	Monroe Phelps	17	207	2
1966	Chuck Weber	14	157	3
1967	Chuck Weber	15	212	1
1968	Jon Staggers	19	171	0
1969	Mel Gray	26	705	9
1970	John Henley	39	481	1
1971	John Henley	25	247	2
1972	Jack Bastable	29	362	2
1973	Mark Miller	17	256	1
1974	Mark Miller	38	522	5
1975	Henry Marshall	44	945	9
1976	Joe Stewart	45	834	5
1977	Joe Stewart	27	384	3
1978	Kellen Winslow	29	479	6
1979	Andy Gibler	23	316	4
1980	Ron Fellows	33	586	4
1981	James Caver	33	509	1
1982	James Caver	41	634	4
1983	George Shorthose	32	483	3
1984	George Shorthose	33	601	5
1985	Herbert Johnson	49	806	4
1986	Herbert Johnson	17	167	3
1987	Craig Lammers	16	253	1
1988	Tim Bruton	26	447	3
1989	Linzey Collins	46	803	4
1990	Linzey Collins	56	957	5
1991	Byron Chamberlain	39	464	4
1992	Victor Bailey	75	1210	6
1993	Kenny Holly	58	623	4
1994	Brian Sallee	58	616	2
1995	Brock Olivo	17	101	0
1996	Rahsetnu Jenkins	29	419	0
1997	Eddie Brooks	24	311	4
1998	Kent Layman	26	495	2
1999	Travis Garvin	36	608	2
2000	Justin Gage	44	709	4
2001	Justin Gage	74	920	5
2002	Justin Gage	82	1075	9
2003	Thomson Omboga	52	466	1
2004	Sean Coffey	39	648	10
2005	Martin Rucker	47	567	1
	Chase Coffman	47	503	4
2006	Chase Coffman	58	638	9
2007	Martin Rucker	84	834	8
2008	Jeremy Maclin	102	1260	13
2009	Danario Alexander	113	1781	14
2010	T.J. Moe	92	1045	6
2011	T.J. Moe	54	649	4
2012	Marcus Lucas	46	509	3
2013	Dorial Green-Beckham	59	883	12
2014	Bud Sasser	77	1003	12
2015	J'Mon Moore	29	350	3
2016	J'Mon Moore	62	1012	8
2017	J'Mon Moore	65	1082	10
2018	Johnathon Johnson	59	737	5
2019	Tyler Badie	32	356	5
2020	Keke Chism	35	458	1
2021	Tyler Badie	54	330	4
2022	Dominc Lovett	56	846	3





PUNTING				
YEAR	NAME	NO	YDS	AVG
1946	Bob Teel	11	481	43.7
1947	Clement Day	53	1971	37.2
1948	Robert Robinson	46	1523	33.3
1949	Phil Klein	35	1125	32.1
1950	Phil Klein	33	1219	36.9
1951	Junior Wren	50	1780	35.6
1952	William Fessler	46	1765	38.4
1953	Vic Eaton	34	1222	35.9
1954	Vic Eaton	21	704	33.5
1955	Jerry Curtwright	15	563	37.5
1956	Jimmy Hunter	25	820	32.8
1957	Robert Haas	37	1125	41.7
1958	Phil Snowden	28	1127	40.0
1959	Robert Haas	37	1304	35.2
1960	Danny LaRose	33	1179	35.7
1961	Daryl Krugman	56	2020	36.1
1962	Daryl Krugman	47	1656	35.2
1963	Daryl Krugman	57	2200	38.6
1964	Gary Lane	48	1728	36.0
1965	Ray West	52	2071	40.0
1966	Bill Bates	72	2763	38.4
1967	Steve Kenemore	73	2828	38.8
1968	Steve Kenemore	56	2223	39.6
1969	Steve Kenemore	58	2270	39.1
1970	Mike Farmer	12	510	42.5
1971	Jack Bastable	57	2923	40.1
1972	Jack Bastable	71	2596	36.5
1973	Jim Goble	68	2578	37.9
1974	Jim Goble	77	3029	39.3
1975	Jim Goble	61	2433	39.9
1976	Monty Montgomery	54	1980	36.7
1977	Monty Montgomery	67	2642	39.4
1978	Jeff Brockhaus	53	1953	36.8
1979	Jeff Brockhaus	53	2114	39.9
1980	Jeff Brockhaus	64	2726	42.6
1981	Eric Schmidt	75	2849	38.0
1982	Marlon Adler	55	2298	41.8
1983	Marlon Adler	55	2130	38.7
1984	Marlon Adler	35	1465	41.9
1985	Marlon Adler	60	2423	40.4
1986	Tom Whelihan	75	3115	41.5
1987	Tom Whelihan	61	2486	40.8
1988	Jim Michalski	65	2425	37.3
1989	Mark Plunkett	67	2648	39.5
1990	Mark Plunkett	53	2038	39.3
1991	Mark Plunkett	70	2669	38.1
1992	Kyle Pooler	48	1842	38.4
1993	Kyle Pooler	72	3056	42.4
1994	Kyle Pooler	75	3248	43.3
1995	Jason Smith	79	2887	36.5
1996	Vince Sebo	31	1396	45.0
1997	Vince Sebo	31	1222	39.4
1998	Vince Sebo	45	1861	41.4
1999	Jared Gilpin	62	2398	38.7
2000	Jared Gilpin	65	2587	38.6
2001	Brock Harvey	42	1660	39.5
2002	Brock Harvey	54	2295	42.5
2003	Brock Harvey	51	1877	36.8
2004	Brock Harvey	15	625	41.7
2005	Adam Crossett	57	2432	42.7
2006	Adam Crossett	47	1852	39.4
2007	Adam Crossett	52	2008	38.6
2008	Jake Harry IV	26	1057	40.7
2009	Jake Harry IV	61	2609	42.8
2010	Matt Grabner	69	2938	42.6
2011	Trey Barrow	62	2779	44.8
2012	Trey Barrow	68	2925	43.0
2013	Christian Brinser	68	2790	41.0

2014	Christian Brinser	75	2084	41.1
2015	Corey Fatony	81	3477	42.9
2016	Corey Fatony	66	2894	43.8
2017	Corey Fatony	58	2570	44.3
2018	Corey Fatony	50	2222	44.4
2019	Tucker McCann	68	2940	43.2
2020	Grant McKinniss	39	1680	43.1
2021	Grant McKinniss	48	1983	41.3
2022	Jack Stonehouse	47	1988	42.3

PUNT RETURNS (MIN. 4)				
YEAR	NAME	NO	YDS	AVG
1948	Mike Ghnouly	5	94	18.9
1949	Mike Ghnouly	8	57	7.1
1950	Harold Carter	6	105	17.5
1951	Harold Carter	10	127	12.7
1952	Ed Merrifield	22	230	10.5
1953	Ed Merrifield	7	79	11.3
1954	John Brase	5	54	10.8
1955	Jimmy Hunter	5	43	8.6
1956	Tom Morrell	5	41	8.2
1957	George Cramer	4	68	17.0
1958	Bob Haas	6	74	12.3
1959	Fred Brossart	4	40	10.0
1960	Donnie Smith	10	230	23.0
1961	Vince Turner	6	56	9.3
1962	Vince Turner	6	94	15.6
1963	Vince Tobin	4	34	8.5
1964	Johnny Roland	9	65	7.2
1965	Johnny Roland	32	430	13.4
1966	Roger Wehrli	25	239	9.5
1967	Jon Staggers	6	83	13.9
1968	Roger Wehrli	40	478	12.0
1969	John Henley	4	86	21.5
1970	Mike Fink	26	260	10.0
1971	Lorenzo Brinkley	5	68	13.6
1972	John Moseley	6	29	4.8
1973	John Moseley	19	314	16.5
1974	Tony Gillick	12	160	13.3
1975	Leo Lewis	19	185	9.7
1976	Leo Lewis	28	303	11.2
1977	Leo Lewis	15	115	7.7
1978	Leo Lewis	8	50	6.3
1979	David Newman	17	199	11.7
1980	Johnnie Poe	5	40	8.0
1981	James Caver	26	260	10.0
1982	Ricky Doby	28	248	8.9
1983	George Shorthose	27	106	3.9
1984	Andy Hill	15	77	5.1
1985	Darrell Wallace	13	98	7.5
1986	Craig Lammers	15	112	7.5
1987	Craig Lammers	19	115	6.1
1988	Craig Lammers	16	66	4.1
1989	Maurice Benson	10	44	4.4
1990	Niu Sale	8	139	17.4
1991	Maurice Benson	10	94	9.4
1992	Kenny Holly	29	159	5.5
1993	Kenny Holly	7	38	5.4
1994	Clayton Baker	21	94	4.5
1995	Clayton Baker	22	114	5.2
1996	Randy Potter	16	135	8.4
1997	Randy Potter	11	80	7.3
1998	Randy Potter	6	20	3.3
1999	Arty Johnson	24	180	7.5
2000	Eric Spencer	15	140	9.3
2001	Marcus James	19	185	9.7
2002	Marcus James	24	327	13.6
2003	Marcus James	26	377	14.5
2004	Thomson Omboga	18	224	12.4
2005	Marcus Woods	7	188	26.9

2006	Tommy Saunders	11	118	10.7
2007	Jeremy Maclin	25	307	12.3
2008	Jeremy Maclin	23	270	11.7
2009	Carl Gettis	22	156	7.1
2010	Carl Gettis	24	146	6.1
2011	E.J. Gaines	9	98	10.9
2012	Marcus Murphy	27	374	13.9
2013	Marcus Murphy	21	146	7.0
2014	Marcus Murphy	27	281	10.4
2015	Aaron Penton	15	116	7.7
2016	Johnathon Johnson	14	196	14.0
2017	Richaud Floyd	11	218	19.8
2018	Johnathon Johnson	12	18	1.5
2019	Richaud Floyd	15	206	13.7
2020	Cade Musser	4	14	3.5
2021	D'ionte 'Boo' Smith	12	51	4.3
2022	Luther Burden	12	151	12.6

K.O. RETURNS (MIN. 4)				
YEAR	NAME	NO	YDS	AVG
1948	Mike Ghnouly	—	—	23.4
1949	Dick Braznell	11	232	21.7
1950	Harold Carter	13	295	22.7
1951	Bill Fessler	5	120	24.0
1952	Guy Rose	6	128	21.3
1953	Bob Schoonmaker	6	164	27.3
1954	Vic Eaton	7	150	21.4
1955	Jimmy Hunter	6	117	19.5
1956	Jimmy Hunter	4	121	30.2
1957	Hank Kuhlmann	8	260	32.5
1958	Norris Stevenson	6	119	19.8
1959	Mel West	6	198	33.0
1960	Mel West	4	135	33.7
1961	Carl Crawford	6	134	22.3
1962	Johnny Roland	6	169	28.2
1963	Ken Boston	6	129	21.5
	Monroe Phelps	6	129	21.5
1964	Johnny Roland	6	142	23.6
1965	Charlie Brown	5	143	28.6
1966	Roger Wehrli	4	76	19.0
1967	Roger Wehrli	11	293	26.6
1968	Jon Staggers	10	206	20.6
1969	Jon Staggers	17	505	29.9
1970	Mike Fink	8	213	26.8
1971	Mike Fink	21	594	28.3
1972	Mike Fink	22	468	21.3
1973	John Moseley	17	434	25.5
1974	Bill Ziegler	4	139	34.8
1975	Kenny Downing	11	215	19.5
1976	Joe Stewart	10	248	24.8
1977	Joe Stewart	19	344	18.1
1978	Terry Hill	8	172	21.5
1979	Ron Fellows	6	133	22.2
1980	Bobby Meyer	11	221	20.1
1981	James Caver	14	378	27.0
1982	Ricky Doby	5	164	32.8
1983	George Shorthose	4	119	29.8
1984	George Shorthose	15	309	20.6
1985	Craig Lammers	9	182	20.2
1986	Kevin Hagens	14	319	22.8
1987	Kevin Hagens	8	184	23.0
1988	Craig Lammers	12	239	19.9
1989	Ronnell Kayhill	12	259	21.6
1990	Ronnell Kayhill	4	80	20.0
1991	Jason Oliver	20	358	17.9
1992	Jerome Madison	8	124	15.5
1993	Clayton Baker	18	357	19.8
1994	Clayton Baker	8	159	19.9
1995	Randy Potter	9	190	21.1
1996	Devin West	13	300	23.1



## RECORDS

1997	Ricky Ross	6	159	26.5
1998	Ricardo Rhodes	13	404	31.3
1999	Ricardo Rhodes	19	376	19.8
2000	Ricardo Rhodes	20	369	18.5
2001	Marcus James	23	424	18.4
2002	Shirdonya Mitchell	16	385	24.1
2003	Shirdonya Mitchell	22	530	24.1
2004	Alex Woodley	9	180	20.0
2005	Tony Temple	16	376	23.5
2006	Earl Goldsmith	13	253	19.5
2007	Jeremy Maclin	43	1039	24.2
2008	Jeremy Maclin	42	1010	24.0
2009	Jasper Simmons	36	815	22.6
2010	Marcus Murphy	24	475	19.8
2011	T.J. Moe	26	607	23.3
2012	Marcus Murphy	19	458	24.1
2013	Marcus Murphy	27	599	22.2
2014	Marcus Murphy	17	504	29.6
2015	John Gibson	13	192	14.8
2016	Alex Ross	24	509	21.2
2017	Larry Rountree	25	538	21.5
2018	Tyler Badie	11	242	22.0
2019	Tyler Badie	6	115	19.5
2020	Tyler Badie	9	163	18.1
2021	Kris Abrams-Draine	21	484	23.0
2022	Kris Abrams-Draine	6	99	16.5
	Nathaniel Peat	6	92	15.3

## PASS INTERCEPTIONS

YEAR	NAME	NO	YDS	AVG
1948	Loyd Brinkman	4	19	4.7
1949	Mike Ghnouly	4	49	12.2
	John Glorioso	4	63	15.7
1950	Bill Wilkening	4	34	8.5
1951	Bill Wilkening	3	—	—
1952	Ed Merrifield	4	35	8.8
1953	Bob Schoonmaker	3	21	7.0
1954	Jimmy Hunter	4	64	16.0
1955	Jerry Curtwright	5	47	9.4
1956	Hank Kuhlmann	2	19	9.5
1957	Don Mason	3	37	12.3
1958	Charles Snyder	2	18	9.0
	Ed Mehrer	2	9	4.5
1959	Bob Haas	3	14	4.6
1960	Charles Snyder	5	80	16.0
1961	Carl Crawford	5	43	8.6
1962	Andy Russell	6	65	10.8
1963	Ken Boston	4	—	—
	Gus Otto	4	—	—
1964	Ken Boston	6	167	27.8
1965	Johnny Roland	6	23	3.8
1966	Jim Whitaker	6	113	18.8
1967	John Meyer	4	43	10.7
1968	Roger Wehrli	7	112	16.0
1969	Dennis Poppe	6	34	5.6
1970	Henry Stuckey	4	96	24.0
	Pete Buha	4	71	17.7
1971	Henry Stuckey	4	33	8.2
1972	John Moseley	4	113	28.2
1973	Tony Gillick	3	47	15.6
1974	Rob Fitzgerald	3	62	20.6
	Steve Yount	3	11	3.6
1975	Kenny Downing	3	8	2.6
	Larry Davis	3	73	24.3
1976	Chuck Banta	4	16	4.0
1977	Russ Calabrese	6	9	1.5
1978	Chris Garlich	4	41	10.3
1979	Bill Whitaker	6	96	16.0
1980	Bill Whitaker	6	28	4.7
1981	Steve Crapo	3	58	19.3
1982	Demetrious Johnson	4	101	25.3

1983	Terry Matichak	2	33	16.5
	Jay Wilson	2	20	10.0
1984	Erik McMillan	3	42	14.0
1985	Erik McMillan	2	9	4.5
	Cameron Riley	2	8	4.0
1986	Adrian Jones	5	37	9.2
1987	Erik McMillan	5	119	23.8
1988	Adrian Jones	6	84	14.0
1989	Ted LePage	4	92	23.0
1990	Maurice Benson	3	108	36.0
	Harry Colon	3	40	13.3
1991	Javan Lenhardt	2	21	10.5
	Tom Reiner	2	11	5.5
	Jermaine Wilkins	2	5	2.5
	Jason Oliver	2	4	2.0
1992	Kevin McIntosh	3	4	1.3
1993	Kevin McIntosh	4	52	13.0
1994	Bo Adams	2	19	9.5
	Chris Singletary	2	11	5.5
	Travis McDonald	2	3	1.5
	Kevin McIntosh	2	0	0.0
1995	Clayton Baker	4	38	9.5
1996	Terrence Binion	2	45	22.5
	DeMontie Cross	2	39	19.5
	Clayton Baker	2	21	10.5
1997	Harold Piersey	5	51	10.2
1998	Wade Perkins	6	129	21.5
1999	Julian Jones	6	19	3.2
2000	Antoine Duncan	4	3	0.7
2001	R.J. Jones	2	16	8.0
	Antoine Duncan	2	0	0.0
2002	R.J. Jones	4	39	9.8
2003	Brandon Barnes	2	0	0.0
2004	Shirdonya Mitchell	4	31	7.8
2005	Marcus King	3	163	54.3
2006	Brandon Massey	3	13	4.3
2007	William Moore	8	61	7.6
2008	Sean Weatherspoon	3	100	33.3
	Brock Christopher	3	39	13.0
2009	Kevin Rutland	2	0	0.0
2010	Kevin Rutland	3	64	21.3
2011	Kenji Jackson	3	0	0.0
2012	Kip Edwards	2	31	15.5
2013	E.J. Gaines	5	17	3.4
2014	Braylon Webb	4	89	22.2
2015	Ian Simon	2	39	19.5
	Kentrell Brothers	2	9	4.5
2016	Aarion Penton	5	82	16.4
2017	Cale Garrett	2	21	10.5
	Adam Sparks	2	7	3.5
	Anthony Sherrils	2	6	3.0
2018	DeMarkus Acy	3	73	24.3
	Cam Hilton	3	2	0.7
2019	Cale Garrett	3	86	28.7
2020	Four with one			
2021	Jaylon Carlies	4	51	12.8
2022	Daylan Carnell	3	41	13.7
	Jaylon Carlies	3	14	4.7

## TACKLES

YEAR	NAME	UT-AT	TT	TFL
1970	Adam Vital	37-81	108	3
1971	John Cowan	45-59	104	23
1972	Dan McDonough	43-71	114	4
1973	Scott Pickens	32-57	89	2-4
1974	Lynn Evans	62-71	133	7-25
1975	Ken Downing	68-27	95	4-7
1976	Mike Newman	55-58	113	—
1977	Jim Leavitt	60-54	114	1-3
1978	Chris Garlich	48-60	108	9-26
1979	Eric Berg	32-83	115	8-23

1980	Lester Dickey	74-56	130	4-6
1981	Van Darkow	24-86	110	8-23
1982	Jay Wilson	58-96	154	12-33
1983	Jay Wilson	40-72	112	8-42
1984	Tracey Mack	41-64	105	4-8
1985	Erik McMillan	80-29	109	8-28
1986	Terry Walker	26-64	90	8-27
1987	Darren MacDonald	33-68	101	11-56
1988	Darren MacDonald	34-56	90	4-9
1989	Darren MacDonald	71-47	118	3-8
1990	Harry Colon	86-25	111	7-22
1991	Sharron Washington	85-54	139	2-3
1992	Travis McDonald	49-43	92	4-16
1993	Darryl Major	84-45	129	7-22
1994	Travis McDonald	113-51	164	12-46
1995	DeMontie Cross	89-56	145	13-35
1996	DeMontie Cross	84-48	132	4-6
1997	Harold Piersey	65-39	104	2-8
1998	Harold Piersey	53-40	93	5-22
1999	Barry Odom	67-46	113	10-23
2000	Justin Smith	65-32	97	24-128
2001	Sean Doyle	95-36	131	5-9
2002	James Kinney	88-60	148	11-42
2003	James Kinney	84-63	147	7-22
2004	James Kinney	67-45	112	5-19
2005	David Overstreet	71-29	100	4-4
2006	Marcus Bacon	70-42	112	5.5-22
2007	Sean Weatherspoon	77-53	130	9.5-45
2008	Sean Weatherspoon	76-79	155	18.5-75
2009	Sean Weatherspoon	76-35	111	14.5-44
2010	Zaviar Gooden	50-35	85	7.5-16
2011	Andrew Wilson	47-51	98	9.5-22
2012	Andrew Wilson	44-35	79	2.5-4
2013	Andrew Wilson	59-54	113	6.5-11
2014	Kentrell Brothers	62-60	122	5.0-17
2015	Kentrell Brothers	73-79	152	12.0-32
2016	Charles Harris	35-26	61	12.0-63
2017	Cale Garrett	65-40	105	10.0-34
2018	Cale Garrett	69-43	112	6.5-12
2019	Nick Bolton	74-33	107	9.0-23
2020	Nick Bolton	63-32	95	7.5-18
2021	Blaze Alldredge	53-36	89	15-56
2022	Jaylon Carlies	60-21	81	4-11

## QUARTERBACK SACKS

YEAR	NAME	NO	YL
1979	Bennie Smith	4	50
	Norman Goodman	4	34
1980	Bennie Smith	5	38
	Wendall Ray	5	36
1981	Jeff Gaylord	8	64
1982	Bobby Bell	8	56
1983	Bobby Bell	8	62
1984	Erik McMillan	4	57
	Michael Scott	4	50
1985	Dick Chapura	7	62
1986	Jeff Cross	6	32
1987	Darren MacDonald	7	42
1988	Lee Johnson	5	37
	A.J. Miller	5	25
1989	Lee Johnson	4	40
1990	George Hunt	5	30
1991	Stacy Elliott	2	38
	George Hunt	2	12
	Tim Burke	2	12
1992	Rick Lyle	5	31
1993	Rick Lyle	8	32
1994	Steve Martin	8	54
1995	Steve Martin	6	34
1996	Justin Wyatt	3	23
	Donnell Jones	3	20



1997	Marquis Gibson	6	21	1999	Brad Hammerich	9-14	.642
1998	Steve Erickson	3.5	12	2000	Brad Hammerich	7-9	.778
	Justin Smith	3.5	11	2001	Brad Hammerich	11-16	.688
1999	Justin Smith	8	53	2002	Mike Matheny	9-13	.692
2000	Justin Smith	11	91	2003	Mike Matheny	10-14	.714
2001	Antwaun Bynum	7	46	2004	Joe Tantarelli	10-16	.625
2002	Antwaun Bynum	10	63	2005	Adam Crossett	14-20	.700
2003	Brian Smith	8	49	2006	Jeff Wolfert	18-20	.900
2004	Brian Smith	7	51	2007	Jeff Wolfert	21-25	.840
2005	Brian Smith	9	53	2008	Jeff Wolfert	20-27	.741
2006	Xzavie Jackson	8	51	2009	Grant Ressel	26-27	.963
2007	Lorenzo Williams	6.5	61	2010	Grant Ressel	17-19	.895
2008	Stryker Sulak	10.5	94	2011	Grant Ressel	9-16	.562
2009	Aldon Smith	11.5	99	2012	Andrew Baggett	14-20	.700
2010	Brad Madison	7.5	67	2013	Andrew Baggett	18-25	.720
2011	Jacquies Smith	5	26	2014	Andrew Baggett	18-25	.720
2012	Michael Sam	4.5	30	2015	Andrew Baggett	16-20	.800
2013	Michael Sam	11.5	71	2016	Tucker McCann	6-12	.500
2014	Shane Ray	14.5	94	2017	Tucker McCann	15-17	.882
2015	Charles Harris	7.0	51	2018	Tucker McCann	24-33	.727
	Walter Brady	7.0	41	2019	Tucker McCann	16-22	.727
2016	Charles Harris	8.0	50	2020	Harrison Mevis	17-20	.850
2017	Terry Beckner	7.0	30	2021	Harrison Mevis	23-25	.920
	Marcell Frazier	7.0	50	2022	Harrison Mevis	22-28	.786
2018	Terez Hall	5.0	34				
2019	Kobie Whiteside	7.0	51				
2020	Trajan Jeffcoat	6.0	32				
2021	Isaiah McGuire	6.0	36				
2022	Isaiah McGuire	7.5	66				

## FIELD GOALS

YEAR	NAME	FG-FGA	PCT
1960	Bill Tobin	3-4	.750
1961	Bill Tobin	3-8	.375
1962	Bill Leistritz	3-5	.600
1963	Bill Leistritz	3-11	.273
1964	Bill Bates	3-10	.300
1965	Bill Bates	6-13	.462
1966	Bill Bates	5-12	.417
1967	Rocky Wallace	4-12	.333
1968	Henry Brown	3-9	.333
1969	Henry Brown	12-19	.632
1970	Jack Bastable	11-25	.440
1971	Greg Hill	5-15	.333
1972	Greg Hill	13-19	.684
1973	Greg Hill	13-22	.591
1974	Tim Gibbons	3-8	.375
1975	Tim Gibbons	13-27	.481
1976	Tim Gibbons	13-24	.542
1977	Jeff Brockhaus	9-22	.409
1978	Jeff Brockhaus	5-10	.500
1979	Ron Verrilli	8-12	.667
1980	Ron Verrilli	11-18	.611
1981	Bob Lucchesi	10-15	.667
1982	Brad Burditt	6-8	.750
1983	Brad Burditt	11-15	.733
1984	Brad Burditt	7-13	.538
1985	Tom Whelihan	16-26	.615
1986	Tom Whelihan	15-19	.789
1987	Tom Whelihan	13-17	.765
1988	Jeff Jacke	8-11	.727
1989	Dan Baker	4-6	.667
1990	Jeff Jacke	7-12	.583
1991	Jeff Jacke	11-14	.786
1992	Jeff Jacke	16-24	.667
1993	Kyle Pooler	6-9	.667
1994	Kyle Pooler	9-18	.500
1995	Mark Norris	8-12	.667
1996	Mark Norris	8-10	.800
1997	Scott Knickman	11-13	.846
1998	Brian Long	3-4	.750



YEAR-BY-YEAR TEAM & OPPONENT STATISTICS

YEAR	TEAM	PTS	TDS	1st DOWNS	RUSHING		PASSING		COMP	TOTAL OFF		PLAYS	YDS	FUM	PEN-YDS
					TC	2011	NET	ATT		INT	YDS				
2022	MU	323	37	241	490	2011	395	250	9	2768	885	4779	15	101-828	
	OPP	327	41	242	447	1632	393	235	11	2799	840	4431	16	70-553	
2021	MU	378	44	282	463	2337	456	302	11	3042	919	5379	5-2	83-775	
	OPP	440	57	301	557	2956	329	196	11	2688	886	5644	10-5	65-567	
2020	MU	267	31	223	351	1352	363	246	6	2668	711	4020	17	58-498	
	OPP	323	42	218	358	1622	311	182	4	2458	669	4080	12	56-457	
2019	MU	304	37	245	476	1820	376	226	8	2671	852	4491	13-6	83-808	
	OPP	233	28	195	423	1593	348	175	8	2151	771	3744	11-7	69-627	
2018	MU	476	58	320	553	2631	451	281	8	3632	1004	6263	18-7	90-800	
	OPP	331	39	244	444	1644	445	248	10	3406	889	5050	14-6	87-759	
2017	MU	488	63	304	486	2516	430	247	14	4012	916	6528	13-11	96-774	
	OPP	414	50	267	521	2442	441	263	12	3308	962	5383	12-5	77-648	
2016	MU	377	52	292	500	2461	448	249	10	3545	948	6006	28-13	80-685	
	OPP	378	49	273	531	2794	418	241	15	2962	949	5756	7-5	75-596	
2015	MU	163	16	181	397	1385	373	186	12	1986	770	3371	18-5	63-517	
	OPP	194	22	213	484	1593	354	219	9	2031	838	3624	18-7	62-605	
2014	MU	389	48	270	539	2490	415	221	13	2648	954	5138	10-3	102-815	
	OPP	295	36	275	531	1872	474	288	12	2978	1005	4850	32-13	83-666	
2013	MU	548	71	343	588	3330	454	267	8	3540	1042	6870	14-8	72-543	
	OPP	323	39	297	513	2145	567	356	20	3705	1080	5850	18-12	103-768	
2012	MU	309	39	217	453	1662	414	228	14	2615	867	4277	22-8	67-519	
	OPP	341	45	245	451	1791	401	261	7	2897	852	4688	28-16	74-563	
2011	MU	427	54	316	589	3172	383	243	11	3010	972	6182	15-8	70-593	
	OPP	306	39	269	344	1656	487	306	13	3284	950	4940	20-9	77-583	
2010	MU	388	48	287	439	2033	490	312	10	3292	929	5325	20-8	79-747	
	OPP	209	26	248	484	1988	441	249	18	2645	925	4633	24-11	80-614	
2009	MU	377	42	268	444	1651	467	274	11	3711	911	5362	18-8	69-716	
	OPP	330	40	264	463	1542	475	305	8	3269	938	4811	24-15	91-754	
2008	MU	591	76	358	417	2153	565	404	18	4625	982	6778	13-8	58-524	
	OPP	381	50	327	510	1748	583	374	14	4013	1093	5761	19-8	98-827	
2007	MU	558	70	378	530	2467	582	394	13	4397	1112	6864	18-7	76-648	
	OPP	326	43	286	476	1709	560	347	17	3596	1036	5305	28-16	103-778	
2006	MU	391	48	291	457	1943	465	291	11	3590	922	5533	22-15	60-514	
	OPP	254	32	246	465	1749	400	231	13	2414	865	4163	25-15	65-562	
2005	MU	369	47	281	512	2463	469	277	11	2694	981	5157	24-14	86-805	
	OPP	350	45	243	474	1816	387	219	13	2604	861	4420	25-11	97-813	
2004	MU	256	32	213	457	1815	377	197	11	2283	834	4098	14-7	47-389	
	OPP	215	27	162	428	1673	277	148	15	1642	705	3315	21-8	74-539	
2003	MU	399	53	274	551	3087	375	225	8	2158	926	5245	13-5	70-610	
	OPP	287	34	279	552	2174	422	266	9	2779	974	4953	22-15	76-527	
2002	MU	360	48	239	494	2204	380	204	7	2438	874	4642	16-5	82-637	
	OPP	352	44	283	511	2013	426	253	12	3391	937	5404	26-12	82-676	
2001	MU	240	27	217	402	1841	370	174	9	1895	772	3736	12-7	56-444	
	OPP	330	40	227	515	2186	282	183	6	2205	797	4391	19-9	84-715	
2000	MU	255	33	201	451	1696	335	157	19	2165	786	3861	19-12	76-625	
	OPP	348	47	234	501	1749	311	164	14	2287	812	4036	22-13	95-831	
1999	MU	224	27	217	507	1762	340	159	15	1955	847	3717	26-13	77-542	
	OPP	371	44	186	416	1689	294	160	10	2167	710	3856	16-9	80-672	
1998	MU	300	42	214	546	2552	187	88	5	1298	733	3850	22-13	68-582	
	OPP	205	21	201	451	1761	270	155	13	1686	721	3447	21-12	72-571	
1997	MU	368	48	251	592	2899	195	104	6	1723	787	4622	12-8	76-602	
	OPP	332	45	226	432	2131	285	136	14	2121	717	4252	17-7	78-701	
1996	MU	278	36	229	553	2758	230	120	13	1403	783	4161	26-15	76-601	
	OPP	376	51	223	474	2234	254	142	9	2103	728	4337	12-4	61-479	
1995	MU	186	23	188	508	2205	258	106	9	1119	766	3324	19-9	76-656	
	OPP	311	41	213	451	2157	271	148	16	1863	722	4020	30-13	69-567	
1994	MU	208	25	220	403	1295	409	232	10	2430	812	3725	15-7	90-841	
	OPP	323	43	283	604	2824	278	170	11	2155	882	4979	22-8	91-741	
1993	MU	192	25	215	390	1267	381	221	16	2412	771	3679	25-15	63-553	
	OPP	344	44	230	520	2412	289	146	11	1956	809	4368	20-7	84-721	
1992	MU	214	24	235	368	1011	442	258	12	3223	810	4234	16-8	58-526	
	OPP	269	34	229	524	2511	279	137	11	1902	803	4413	16-9	70-552	
1991	MU	223	27	188	360	1180	406	218	15	2661	766	3841	35-20	62-499	
	OPP	403	53	283	628	3677	283	137	11	1878	911	5555	27-10	77-641	
1990	MU	278	37	229	384	1256	404	246	19	3248	788	4504	19-10	57-471	
	OPP	360	44	261	532	2814	320	168	14	2066	852	4880	21-9	54-406	
1989	MU	171	23	198	360	869	365	207	18	2638	725	3507	26-13	72-639	
	OPP	363	47	267	596	2944	280	160	8	2141	876	5085	27-11	75-667	
1988	MU	234	30	200	609	2671	208	91	12	1367	817	4038	40-24	67-587	
	OPP	330	43	194	465	1729	265	141	12	2118	730	3847	30-16	59-479	
1987	MU	226	27	194	615	2820	162	66	6	891	777	3711	35-17	63-453	
	OPP	209	25	199	508	1864	260	135	12	1992	768	3856	26-16	49-439	
1986	MU	196	22	165	560	2068	194	89	12	1160	754	3228	29-15	63-528	
	OPP	314	38	224	520	2517	270	159	16	2066	790	4583	34-19	63-548	



YEAR-BY-YEAR TEAM & OPPONENT STATISTICS

YEAR	TEAM	PTS	TDS	1st		RUSHING		PASSING		ATT	TOTAL OFF			PLAYS	YDS	FUM	PEN-YDS
				DOWN	TC	YDS	NET	COMP	INT		YDS						
1985	MU	206	23	217	489	1753	335	163	19	2213	824	3966	29-18	78-639			
	OPP.	342	40	243	570	2455	292	152	7	2127	4582	29-16	76-610				
1984	MU	310	42	251	578	2639	263	136	17	2051	841	4690	25-15	48-374			
	OPP.	301	38	214	494	1812	272	148	11	2252	766	4064	39-15	58-508			
1983	MU	275	35	234	626	2414	196	116	13	1758	822	4172	28-15	64-505			
	OPP.	181	22	172	401	1075	333	180	11	2053	734	3128	30-14	61-490			
1982	MU	207	27	186	524	1519	277	154	17	2194	801	3713	32-21	60-499			
	OPP.	196	22	182	513	1948	277	121	14	1358	793	3306	27-16	68-472			
1981	MU	257	33	198	526	1633	336	167	17	2068	862	3701	43-21	67-601			
	OPP.	142	16	151	511	1453	275	134	18	1255	786	2708	43-25	67-548			
1980	MU	307	39	216	539	2145	275	151	9	1895	814	4040	29-14	62-484			
	OPP.	147	18	164	498	1595	250	118	23	1390	748	2985	32-21	60-499			
1979	MU	236	29	195	511	2054	239	128	9	1459	750	3513	38-17	56-553			
	OPP.	152	17	206	539	1912	287	132	17	1513	826	3425	35-12	64-501			
1978	MU	348	48	233	579	2691	241	144	10	1866	820	4557	29-17	60-566			
	OPP.	221	29	209	568	2200	261	115	19	1591	829	3791	37-15	57-580			
1977	MU	195	24	214	645	2469	227	111	10	1297	872	3766	35-21	46-376			
	OPP.	180	23	188	572	2272	207	94	18	1546	779	3818	35-25	54-517			
1976	MU	246	30	226	567	2504	256	112	10	1789	823	4293	28-23	61-579			
	OPP.	241	31	213	660	3041	156	68	15	1007	816	4048	32-19	50-448			
1975	MU	282	35	215	580	2391	255	124	10	1927	835	4318	35-22	64-613			
	OPP.	241	33	203	604	2810	173	73	13	1026	777	3836	33-18	44-389			
1974	MU	204	28	162	511	2030	209	98	13	1140	720	3170	28-15	46-430			
	OPP.	217	27	199	649	2348	184	91	12	1239	833	3587	40-17	45-417			
1973	MU	185	21	166	619	2315	144	69	9	838	763	3153	28-22	55-472			
	OPP.	135	17	170	561	1977	201	97	14	1242	762	3219	37-23	43-338			
1972	MU	184	21	170	639	2139	160	64	17	1047	789	3186	39-22	46-471			
	OPP.	262	35	204	572	1975	260	127	11	1944	832	3919	38-23	62-620			
1971	MU	93	11	134	498	1414	285	128	21	1262	783	2676	32-21	45-457			
	OPP.	260	35	184	617	2283	259	104	8	1494	876	3777	29-27	51-496			
1970	MU	243	31	217	599	2557	321	132	19	1524	920	4081	14	637			
	OPP.	223	29	174	550	1652	273	109	15	1866	823	3518	19	540			
1969	MU	362	47	210	602	2463	257	113	16	2044	859	4517	17	455			
	OPP.	181	25	149	461	1200	299	123	15	1953	760	3158	17	267			
1968	MU	273	38	199	631	2611	202	92	14	1319	833	3930	18	385			
	OPP.	126	18	128	497	1242	185	74	17	1169	682	2411	17	514			
1967	MU	134	17	137	597	1976	133	47	11	568	730	2544	16	281			
	OPP.	76	9	98	438	739	188	88	11	1013	626	1752	8	372			
1966	MU	121	15	115	483	1570	135	51	14	670	618	2240	13	360			
	OPP.	116	16	133	489	1562	159	68	14	922	648	2484	10	471			
1965	MU	203	27	166	566	2473	139	60	6	693	705	3166	9	326			
	OPP.	83	12	127	375	1195	234	106	16	1239	609	2434	11	285			
1964	MU	142	19	140	505	1834	131	53	16	814	636	2648	17	290			
	OPP.	88	12	110	438	1275	136	62	15	874	574	2149	12	385			
1963	MU	151	21	129	433	1516	136	60	11	773	569	2289	11	275			
	OPP.	86	12	132	479	1576	168	65	13	789	647	2365	12	393			
1962	MU	190	26	152	586	2549	63	24	9	293	649	2842	10	286			
	OPP.	52	7	92	382	1126	150	59	17	683	532	1809	11	289			
1961	MU	124	17	149	542	1776	108	50	9	677	650	2453	15	244			
	OPP.	57	8	107	410	1078	150	65	12	692	560	1770	12	261			
1960	MU	274	38	155	572	2493	78	34	8	298	650	2991	11	230			
	OPP.	79	11	102	376	1100	186	74	15	851	562	1951	19	242			
1959	MU	125	18	160	532	1906	140	54	16	731	672	2637	27-11	34-387			
	OPP.	110	15	139	462	1522	177	90	8	1007	639	2529	30-18	50-513			
1958	MU	164	24	150	533	2031	140	59	18	758	673	2789	14	331			
	OPP.	141	--	125	--	1489	149	71	9	839	--	2328	18	439			
1957	MU	149	21	125	461	1677	94	36	10	454	555	2131	24	232			
	OPP.	157	--	171	--	2803	96	41	10	403	--	3206	17	418			
1956	MU	200	29	189	586	2490	166	73	14	958	752	3448	29	443			
	OPP.	183	--	--	133	2039	108	44	10	739	--	2778	19	481			
1955	MU	92	14	143	442	1055	211	89	17	1216	653	2271	--	396			
	OPP.	182	--	140	--	1704	143	68	13	907	--	2611	--	--			
1954	MU	198	30	--	443	1599	188	92	11	1399	631	2998	--	--			
	OPP.	261	--	--	--	--	--	--	--	--	--	--	--	--			
1953	MU	130	18	--	501	1776	154	68	8	1034	655	2810	--	--			
	OPP.	116	--	--	--	--	--	--	--	--	--	--	--	--			
1952	MU	147	21	--	547	1866	229	83	27	1221	776	3087	--	--			
	OPP.	159	--	--	--	1862	153	66	17	996	--	2858	--	--			
1951	MU	169	25	156	399	1300	284	124	30	1762	683	3062	--	378			
	OPP.	292	--	153	--	2537	172	74	6	1030	--	3567	--	--			
1950	MU	166	24	165	516	2082	170	78	18	1066	686	3148	--	271			
	OPP.	215	--	171	--	2570	185	83	15	1134	--	3704	--	--			
1949	MU	264	39	--	--	2401	204	95	9	1459	--	3860	--	--			
	OPP.	205	--	--	--	1812	190	84	12	1110	--	2922	--	--			



LAST TIME MIZZOU HAD A RECORD OF ...

0-1	2020
0-2	2020
0-3	1992
0-4	1985
0-5	1985
0-6	1985
0-7	1985
0-8	never
0-9#	never
0-10	never
0-11	never
0-12	never

1-0	2022
1-1	2022
1-2	2020
1-3	2017
1-4	2017
1-5	2017
1-6	1992
1-7	1992
1-8	1992
1-9	1985
1-10	1985
1-11	never
1-12	never

2-0	2018
2-1	2022
2-2	2022
2-3	2022
2-4	2022
2-5	2017
2-6	2016
2-7	2016
2-8	1995
2-9	1989
2-10	never

3-0	2018
3-1	2019
3-2	2018
3-3	2021
3-4	2022
3-5	2017
3-6	1996
3-7	2016
3-8	2016
3-9*	never

4-0	2013
4-1	2019
4-2	2015
4-3	2020
4-4	2022
4-5	2022
4-6	2022
4-7	2001
4-8	2016

5-0	2013
5-1	2019
5-2	2019
5-3	2020
5-4	2020
5-5	2021
5-6	2022
5-7	2015

6-0	2013
6-1	2007
6-2	2014
6-3	2003
6-4	2018
6-5	2021
6-6	2022
6-7	2022

7-0	2013
7-1	2013
7-2	2014
7-3	2006
7-4	2018
7-5	2017
7-6	2017

8-0+	1960
8-1	2013
8-2	2014
8-3	1980
8-4	2018
8-5	2018

9-0	1960
9-1	2013
9-2	2014
9-3	2008
9-4	2008

10-0	never
10-1	2013
10-2	2014
10-3	2014
10-4	2008

11-0	never
11-1	2013
11-2	2013
11-3	2014

12-0	never
12-1	never
12-2	2013

# - 0-8-1 in 1934  
 \* - 3-8-1 in 1994  
 + - 7-0-1 in 1962  
 ^ - Kansas later forfeited victory to Missouri



Date	Bowl	Site	Result	Attendance
12/25/24	Christmas Festival	Los Angeles, Calif.	Southern California, 20, Missouri 7	47,000
1/1/40	Orange	Miami, Fla.	Georgia Tech 21, Missouri 7	36,500
1/1/42	Sugar	New Orleans, La.	Fordham 2, Missouri 0	72,000
1/1/46	Cotton	Dallas, Texas	Texas 40, Missouri 27	46,000
1/1/49	Gator	Jacksonville, Fla.	Clemson 24, Missouri 23	35,273
1/2/50	Gator	Jacksonville, Fla.	Maryland 20, Missouri 7	22,000
1/1/60	Orange	Miami, Fla.	Georgia 14, Missouri 0	75,280
1/2/61	Orange	Miami, Fla.	Missouri 21, Navy 14	71,218
12/22/62	Bluebonnet	Houston, Texas	Missouri 14, Georgia Tech 10	55,000
1/1/66	Sugar	New Orleans, La.	Missouri 20, Florida 18	67,421
12/28/68	Gator	Jacksonville, Fla.	Missouri 35, Alabama 10	68,001
1/1/70	Orange	Miami, Fla.	Penn State 10, Missouri 3	78,282
12/23/72	Fiesta	Tempe, Ariz.	Arizona State 49, Missouri 35	51,318
12/29/73	Sun	El Paso, Texas	Missouri 34, Auburn 17	30,127
12/23/78	Liberty	Memphis, Tenn.	Missouri 20, LSU 15	53,064
12/29/79	Hall of Fame	Birmingham, Ala.	Missouri 24, South Carolina 14	62,785
12/27/80	Liberty	Memphis, Tenn.	Purdue 28, Missouri 25	53,667
12/19/81	Tangerine	Orlando, Fla.	Missouri 19, Southern Miss 17	50,450
12/23/83	Holiday	San Diego, Calif.	Brigham Young 21, Missouri 17	51,480
12/29/97	Holiday	San Diego, Calif.	Colorado State 35, Missouri 24	50,761
12/26/98	Insight.com	Tucson, Ariz.	Missouri 34, West Virginia 31	36,147
12/31/03	Independence	Shreveport, La.	Arkansas 27, Missouri 14	49,625
12/30/05	Independence	Shreveport, La.	Missouri 38, South Carolina	41,332
12/29/06	Sun	El Paso, Texas	Oregon State 39, Missouri 38	48,732
1/1/08	Cotton	Dallas, Texas	Missouri 38, Arkansas 7	73,114
12/29/08	Alamo	San Antonio, Texas	Missouri 30, Northwestern 23 (OT)	55,986
12/31/09	Texas	Houston, Texas	Navy 35, Missouri 13	69,441
12/28/10	Insight	Tempe, Ariz.	Iowa 27, Missouri 24	53,453
12/26/11	Independence	Shreveport, La.	Missouri 41, North Carolina 24	41,728
1/3/14	Cotton	Arlington, Texas	Missouri 41, Oklahoma State 31	72,690
1/1/15	Citrus	Orlando, Fla.	Missouri 33, Minnesota 17	48,624
12/27/17	Texas	Houston, Texas	Texas 33, Missouri 16	67,820
12/31/18	Liberty	Memphis, Tenn.	Oklahoma State 38, Missouri 33	51,587
12/30/20	Music City	Nashville, Tenn.	cancelled due to COVID-19	
12/22/21	Armed Forces	Fort Worth, Texas	Army West Point 24, Missouri 22	34,888
12/23/23	Gasparilla	Tampa, Fla.	Wake Forest 27, Missouri 17	34,370

**BOWL MOST VALUABLE PLAYERS**

Year	Bowl	Tiger, Position
1946	Cotton	Jim Kekeris, T/FB/K
1962	Bluebonnet	Bill Tobin, HB Conrad Hitchler, E
1968	Gator	Terry McMillan, QB
1972	Fiesta	Mike Fink, HB
1973	Sun	Ray Bybee, FB John Kelsey, TE
1978	Liberty	James Wilder, TB
1979	Hall of Fame	Phil Bradley, QB
1981	Tangerine	Jeff Gaylord, DT
1983	Holiday	Bobby Bell, DE
1998	Insight.com	Julian Jones, CB Jeff Marriott, NT
2005	Independence	Brad Smith, QB Marcus King, CB
2006	Sun Bowl	Xzavie Jackson, DE Jeff Wolfert, PK
2008	Cotton	Tony Temple, TB William Moore, S
2008	Alamo	Jeremy Maclin, WR Sean Weatherspoon, LB
2011	Independence	James Franklin, QB Andrew Wilson, LB
2014	Cotton	Henry Josey, TB Andrew Wilson, LB
2015	Citrus	Markus Golden, DE
2021	Armed Forces	Brady Cook, QB

**2023 SEC BOWL AGREEMENTS**

Orange (Miami)	Citrus (Orlando)
Music City (Nashville)	Gator (Jacksonville)
Texas (Houston)	Liberty (Memphis)
ReliaQuest (Tampa)	Duke's Mayo (Charlotte)
Gasparilla (Tampa)	Birmingham



## BOWL RECORDS

**MOST POINTS SCORED**

Quarter: 28 vs. Auburn, 1973 Sun (2nd)  
 Half: 31 vs. North Carolina, 2011 Independence (1st)  
 Game: 41 vs. North Carolina, 2011 Independence; 41 vs. Oklahoma State, 2014 Cotton  
 Fewest Points Scored: 0 vs. Fordham, 1942 Sugar; 0 vs. Georgia, 1960 Orange  
 Greatest Margin of Victory: 31 vs. Arkansas, 2008 Cotton (MU 38, Arkansas 7)  
 Greatest Margin of Defeat: 22, vs. Navy, 2009 Texas (Navy 35, Missouri 13)  
 Most Touchdowns: 5, eight times – Most recently vs. Oklahoma State, 2014 Cotton

**RUSHING**

Most Carries: 71 vs. Auburn, 1973 Sun  
 Most Yards Gained: 402 vs. Alabama, 1968 Gator  
 Most TDs: 4 vs. Alabama, 1968 Gator & vs. Arkansas, 2008 Cotton

**PASSING**

Most Attempts: 57 vs. Iowa, 2010 Insight (41 comp.)  
 Most Completions: 41 vs. Iowa, 2010 Insight (57 att.)  
 Most Interceptions Thrown: 7 vs. Penn State, 1970 Orange  
 Most Yards Gained: 434 vs. Iowa, 2010 Insight  
 Most Touchdown Passes: 3 vs. Auburn, 1973 Sun & vs. Oregon State, 2006 Sun

**TOTAL OFFENSE**

Most Off. Plays: 91 vs. Oklahoma State, 2014 Cotton  
 Most First Downs: 32 vs. Iowa, 2010 Insight  
 Fewest First Downs: 8 vs. Fordham, 1942 Sugar  
 Most Yards Gained: 561 vs. Oregon State, 2006 Sun

**TURNOVERS**

Most Fumbles Rec.: 4, vs. Auburn, 1973 Sun & vs. Arkansas, 2008 Cotton  
 Most Fumbles Committed: 5 vs. Navy, 1961 Orange (lost 3); 5 vs. Maryland, 1950 Gator (lost 5)  
 Most Fumbles Lost: 5 vs. Maryland, 1950 Gator (of 5)  
 Most Passes Intercepted: 4, three times. Most recently vs. LSU, 1978 Liberty

**PENALTIES**

Most Times Penalized: 9, vs. Texas, 2017 Texas; 9 vs. Wake Forest, 2022 Gasparilla  
 Fewest Times Penalized: 0, vs. Navy, 2009 Texas  
 Most Yards Penalized: 87 vs. South Carolina, 2005 Independence  
 Most Yards Penalized, Opponent: 100, Oklahoma State, 2014 Cotton  
 Fewest Yards Penalized: 0 vs. Navy, 2009 Texas  
 Fewest Yards Penalized, Opponent: 4, Navy, 1961 Orange

**INDIVIDUAL RECORDS****SCORING**

Most Points Scored: 24, Tony Temple vs. Arkansas, 2008 Cotton  
 Most Points Scored by Kicking: 13, Bob Lucchesi vs. Southern Mississippi, 1981 Tangerine (4 FGs, 1 PAT)  
 Most Touchdowns Scored: 4, Tony Temple vs. Arkansas, 2008 Cotton (all rushing)  
 Most PATs Scored: 5, Bill Sangster vs. Alabama, 1968 Gator; Adam Crossett vs. South Carolina, 2005 Independence; Jeff Wolfert vs. Oregon State, 2006 Sun; Jeff Wolfert vs. Arkansas, 2008 Cotton; Trey Barrow vs. North Carolina, 2011 Independence; Andrew Baggett vs. Oklahoma State, 2014 Cotton  
 Most Field Goals Made: 4, Bob Lucchesi vs. Southern Mississippi, 1981 Tangerine

**RUSHING**

Most Carries: 31, Devin West vs. West Virginia, 1998 Insight.com  
 Most Net Yards Gained: 281, Tony Temple vs. Arkansas, 2008 Cotton  
 Most Touchdowns Scored Rushing: 4, Tony Temple vs. Arkansas, 2008 Cotton

**PASSING**

Most Pass Attempts: 57, Blaine Gabbert vs. Iowa, 2010 Insight (41 completions)  
 Most Passes Completed: 41, Blaine Gabbert vs. Iowa, 2010 Insight (57 attempts)  
 Most Yards Gained: 434, Blaine Gabbert vs. Iowa, 2010 Insight  
 Most Touchdown Passes: 2, John Cherry vs. Arizona State, 1972 Fiesta; 2, Ray Smith vs. Auburn, 1973 Sun; 2, Chase Daniel vs. Oregon State, 2006 Sun; 2, Chase Daniel vs. Northwestern, 2008 Alamo; 2, James Franklin vs. North Carolina, 2011 Independence; 2, Maty Mauk vs. Minnesota, 2015 Citrus

**TOTAL OFFENSE**

Most Plays Run: 70, Blaine Gabbert vs. Iowa, 2010 Insight  
 Most Yards Gained: 432, Brad Smith vs. South Carolina, 2005 Independence  
 Most Touchdowns Responsible For: 4, Brad Smith vs. South Carolina, 2005 Independence (scored 3)

**RECEIVING**

Most Passes Caught: 15, T.J. Moe vs. Iowa, 2010 Insight  
 Most Yards Gained: 152, T.J. Moe vs. Iowa, 2010 Insight  
 Most Touchdown Passes Caught: 2, Chuck Link vs. Arizona State, 1972 Fiesta; 2, John Kelsey vs. Auburn, 1973 Sun; 2, Bud Sasser vs. Minnesota, 2015 Citrus

**PUNTING**

Most Punts: 8, Corey Fatony vs. Texas, 2017 Texas  
 Most Yards Punting: 344, Corey Fatony vs. Texas, 2017 Texas  
 Highest Average Per Punt: 45.8, Adam Crossett vs. South Carolina, 2005 Independence

**LONGEST PLAYS**

Rush: 78 yards, Russell Hansbrough vs. Minnesota, 2015, Citrus  
 Pass: 79 yards (TD), Drew Lock to Johnathon Johnson vs. Texas, 2017 Texas  
 Kickoff Return: 100 yards (TD), Mike Fink vs. Arizona State, 1972 Fiesta  
 Punt Return: 75 yards (TD), Jeremy Maclin vs. Northwestern, 2008 Alamo  
 Interception Return: 99 yards (TD), Marcus King vs. South Carolina, 2005 Independence  
 Blocked Field Goal Return: 70 yards (TD), Carlos Posey vs. West Virginia, 1998 Insight.com  
 Field Goal: 50 yards, Adam Crossett vs. South Carolina, 2005 Independence  
 Punt: 61 yards, Vince Sebo vs. Colorado State, 1997 Holiday

**OPPONENT TEAM BESTS vs. MIZZOU****MOST POINTS SCORED**

Quarter: 21, Arizona State, 1972 Fiesta (4th); South Carolina, 2005 Independence (1st)  
 Half: 28, Arizona State, 1972 Fiesta (1st); West Virginia, 1998 Insight.com (2nd); South Carolina, 2005 Independence (1st)  
 Game: 49, Arizona State, 1972 Fiesta Bowl

Most First Downs: 30, Oregon State, 2006 Sun  
 Rushing Yards: 452, Arizona State, 1972 Fiesta  
 Passing Yards: 452, West Virginia, 1998 Insight.com  
 Total Offense: 718, Arizona State, 1972 Fiesta (452 rushing, 266 passing)  
 Pass Attempts: 57, Oklahoma State, 2014 Cotton  
 Pass Completions: 35, West Virginia, 1998 Insight.com  
 Touchdown Passes: 4, Purdue, 1980 Liberty; West Virginia, 1998 Insight.com; Oregon State, 2006 Sun  
 Passes Intercepted: 7, Penn State, 1970 Orange

**OPPONENT INDIVIDUAL BESTS vs. MIZZOU**

Most Points Scored: 28, Bobby Layne, Texas, 1946 Cotton (4 TDs, 4 PATs)  
 Most Touchdowns: 4, Bobby Layne, Texas, 1946 Cotton; 4, Woody Green, Arizona State, 1972 Fiesta  
 Most Extra Points: 7, Juan Cruz, Arizona State, 1972 Fiesta  
 Total Offense: 429 yards, Clint Chelf, Oklahoma State, 2014 Cotton  
 Total Carries: 33, Marcus Coker, Iowa, 2010 Insight  
 Rushing Yards: 219, Marcus Coker, Iowa, 2010 Insight  
 Passing Yards: 429 yards, Marc Bulger, West Virginia, 1998 Insight.com  
 Pass Attempts: 57, Clint Chelf, Oklahoma State, 2014 Cotton  
 Pass Completions: 34, Marc Bulger, West Virginia, 1998 Insight.com  
 TD Passes: 4, Mark Hermann, Purdue, 1980 Liberty; Marc Bulger, West Virginia, 1998 Insight.com; Matt Moore, Oregon State, 2006 Sun  
 Pass Receptions: 12, Sydney Rice, South Carolina, 2005 Independence  
 Reception Yardage: 191, Sydney Rice, South Carolina, 2005 Independence  
 TD Receptions: 2, six times. Most recently by Taylor Morin, Wake Forest, 2022 Gasparilla  
 Field Goals: 4, Chris Balseiro, Arkansas, 2003 Independence







## 2023 MIZZOU FOOTBALL SCHEDULE

HOME ■

AWAY ■

  
**08.31**  
 SOUTH DAKOTA  
 TIGER STRIPE FAUROT

  
**09.09**  
 MIDDLE TENNESSEE  
 WEAR WHITE

  
**09.16**  
 KANSAS STATE  
 WEAR GOLD

  
**09.23**  
 MEMPHIS  
 WEAR BLACK & GOLD

  
**09.30**  
 AT VANDERBILT  
 WEAR BLACK & GOLD

**LSU**  
**10.07**  
 LSU  
 WEAR BLACK

  
**10.14**  
 AT KENTUCKY  
 WEAR BLACK & GOLD

  
**10.21**  
 SOUTH CAROLINA  
 WEAR GOLD

  
**11.04**  
 AT GEORGIA  
 WEAR BLACK & GOLD

**T**  
**11.11**  
 TENNESSEE  
 WEAR BLACK

  
**11.18**  
 FLORIDA  
 WEAR BLACK

  
**11.25**  
 AT ARKANSAS  
 WEAR BLACK & GOLD

\* GAME AT THE DOME AT AMERICA'S CENTER ST. LOUIS, MO

UNIVERSITY OF MISSOURI FOOTBALL

