

COACH ZACH ARNETT



WILL ROGERS



LAREN CRUMEDY



WOODY MARKS



HAIL DEAR OL' STATE! FIGHT FOR THAT VICTORY TODAY!
FOR THE 100TH ANNIVERSARY OF THE GREAT SOUTHERN CONFERENCE,
SEC IS BACK AND READY TO CELEBRATE WITH YOU AS YOU FIGHT FOR MISSISSIPPI STATE. WIN THAT DEAR TODAY!



2023 MISSISSIPPI STATE FOOTBALL RECORD BOOK

INTRODUCTION

Table of Contents	1
Quick Facts	2
2023 Outlook	3

2022 SEASON REVIEW

Final Statistics	4-6
Game-by-Game Starters	7
Participation	8
Team Game-by-Game Statistics/Final Polls	9
Game Recaps	10-22

HISTORY

Year-by-Year Results	23-30
Year-by-Year History/Homecoming	31
Head Coaching Records	32
Miscellaneous Records	33
Streaks	34
Series History	35-41
All-Time Assistant Coaches	42-43
Letterwinners	44-50
All-Americans	51-52
National Award Winners	53
All-Southeastern Conference	54
SEC/Weekly Award Winners	55-56
Academic Honors	57-59

PRO BULLDOGS

NFL Combine/Pro Bowl	60-61
NFL Draft History	61-62
Bulldogs in the NFL	63-64
Super Bowl Participants/Winners	65

BOWL HISTORY

Bowl History	66
Bowl Records	67-69
1937 Orange Bowl	70
1941 Orange Bowl	71
1963 Liberty Bowl	72
1974 Sun Bowl	73
1980 Sun Bowl	74
1981 Hall of Fame Bowl	75
1991 Liberty Bowl	76
1993 Peach Bowl	77

1995 Peach Bowl	78
1999 Cotton Bowl	79
1999 Peach Bowl	80
2000 Independence Bowl	81
2007 Liberty Bowl	82
2011 Gator Bowl	83
2011 Music City Bowl	84
2013 Gator Bowl	85
2013 Liberty Bowl	86
2014 Orange Bowl	87
2015 Belk Bowl	88
2016 St. Petersburg Bowl	89
2017 TaxSlayer Bowl	90
2019 Outback Bowl	91
2019 Music City Bowl	92
2020 Armed Forces Bowl	93
2021 Liberty Bowl	94
2023 Reliaquest Bowl	95

RECORDS

Team Game Records	96-98
Team Season Records	99-100
Individual Records	101-110
High Rushing Games	111-112
Miscellaneous Rushing/Receiving Records	113
High Passing/Receiving Games	114-115
Yearly Offensive Leaders	116-117
Yearly Defensive Leaders	118
Yearly Special Teams Leaders	119
Yearly Team Statistics	120-121

DAVIS WADE STADIUM

Davis Wade Stadium at Scott Field	122-125
Attendance Records	126

CREDITS

Editor: Kelly Shipp
Assistant Editors: Brandon Langlois, Brian Ogden, Travis Rae
Covers Design: John Swinney
Photography: Austin Perryman, Kevin Snyder, Aaron Cornia, Kelly Donoho, Russ Houston, Mansel Guerry, David Lann, Bill Simmonds, Bob Smith, John R. Cade, Blake McCollum, Mike Mattina, Getty Images, NFL

#HAILSTATE SOCIAL MEDIA



Facebook.com/HailStateFB



@HailStateFB



@HailStateFB



GENERAL INFORMATION

Location:	Starkville, Miss.
Founded:	February 28, 1878
Nickname:	Bulldogs
Enrollment:	22,986
Official Athletics Website:	HailState.com
President:	Dr. Mark Keenum
Faculty Athletics Representative:	Brent J. Fountain
Conference:	Southeastern (Western Division)
Colors:	Maroon (PMS 202) and White
Stadium (Capacity):	Davis Wade Stadium at Scott Field (60,311)
Constructed:	1914
Playing Surface:	Hybrid Bermuda Grass (Certified Tifway 419)
DWS Record:	279-156-13 (.636) ^

^ includes five games forfeited by the NCAA from 1975-77 and six wins vacated in 2018

COACHING STAFF

Head Coach (Alma Mater):	Zach Arnett (New Mexico, 2009)
Record at Mississippi State:	1-0 (4th season, 1st as head coach)
Career Record:	Same

ASSISTANT COACHES (YEAR AT MSU):

Kevin Barbay	Offensive Coordinator/Quarterbacks (1st year)
Matt Brock	Defensive Coordinator/Linebackers (4th year)
Tony Hughes	Running Backs (12th year)
Chad Bumphis	Wide Receivers (1st year)
Brett Dewhurst	Safeties (1st year)
Will Friend	Offensive Line (1st year)
Darcel McBath	Cornerbacks (4th year)
Eric Mele	Special Teams Coordinator (4th year)
Mike Schmidt	Tight Ends & Tackles/Run Game Coordinator (1st year)
David Turner	Defensive Line (7th year)

COACHING QUALITY CONTROL (YEAR AT MSU):

Dan Conwell	Special Teams Quality Control (1st year)
Koy Detmer	Offensive Quality Control (1st year)
Shane Gallant	Special Teams Quality Control (2nd year)
Alex Jackson	Offensive Quality Control (1st year)
Henry Stone	Offensive Quality Control (1st year)

OPERATIONS (YEAR AT MSU):

David Wilczewski	Associate Athletic Director/Football Operations (5th year)
Juliana Prezelski	Assistant Director/Football Operations (2nd year)

RECRUITING (YEAR AT MSU):

Lee Wilbanks	Senior Director of Recruiting (1st year)
Rod Gibson	Director of Recruiting Communications (8th year)
Andrea Hollis	Director of Recruiting Strategy (7th year)
Daniela Torres	Coordinator of Recruiting Operations (1st year)
Kyle Schexnayder	Football Recruiting Specialist (2nd year)
Courtney Williams	Assistant Director/College Scouting (1st year)
Joey Jones	Director of Player Personnel (6th year)
Jason Washington	Director of Player Development (4th)
Steve Campbell	Director of High School Relations (1st year)

STRENGTH & CONDITIONING (YEAR AT MSU):

Tyson Brown	Head Strength and Conditioning Coach (4th year)
Jordan Ellis	Assistant Strength and Conditioning Coach (1st year)
MyQuon Stout	Assistant Strength and Conditioning Coach (1st year)
Chad Traver	Assistant Strength and Conditioning Coach (4th year)

FOOTBALL INFORMATION

2022 Overall Record	9-4
2022 SEC Record/Finish	4-4/3rd in West
2022 Bowl	2023 ReliaQuest (W, 19-10 vs. Illinois on Jan. 2)
2022 Final Rankings	20 AP, 19 Coaches, 22 College Football Playoff
Offensive System	Air Raid
Defensive System	3-3-5
2022 Letterwinners Returning/Lost:	
Total	36/26 (13 returning starters)
Offense	18/9 (7 returning starters)
Defense	17/12 (5 returning starters)
Specialists	1/5 (1 returning starters)

FOOTBALL HISTORY

First Year of Football	1895
All-Time Overall Record	581-602-39 (.491, entering 124th season)
All-Time SEC Record	206-385-13 (.355)
All-Time Bowl Record	15-11 (.577)

2023 FOOTBALL SCHEDULE

DATE	OPPONENT	LOCATION	SERIES
Sept. 2	SE Louisiana	Starkville, Miss.	MSU leads, 1-0
Sept. 9	Arizona	Starkville, Miss.	MSU leads, 1-0
Sept. 16	LSU *	Starkville, Miss.	LSU leads, 77-36-3
Sept. 23	at South Carolina *	Columbia, S.C.	SC leads, 9-7
Sept. 30	Alabama *	Starkville, Miss.	UA leads, 86-18-3
Oct. 7	Western Michigan	Starkville, Miss.	First Meeting
Oct. 21	Arkansas *	Fayetteville, Ark.	UA leads, 18-13-1
Oct. 28	Auburn *	Auburn, Ala.	AU leads, 65-28-2
Nov. 4	Kentucky * [HC]	Starkville, Miss.	Series tied, 25-25
Nov. 11	at Texas A&M *	College Station, Texas	MSU leads, 8-7
Nov. 18	Southern Miss	Starkville, Miss.	MSU leads, 15-14-1
Nov. 23	Ole Miss *	Starkville, Miss.	UM leads, 66-46-6

2022 FOOTBALL RESULTS

DATE	OPPONENT [TV]	RESULT	LOCATION (ATT.)
Sept. 3	Memphis [ESPN]	W, 49-23	Starkville, Miss. (54,360)
Sept. 10	at Arizona [FS1]	W, 39-17	Tucson, Ariz. (46,275)
Sept. 17	at LSU [ESPN]	L, 16-31	Baton Rouge, La. (98,520)
Sept. 24	Bowling Green [SECN]	W, 45-14	Starkville, Miss. (48,376)
Oct. 1	#17/17 Texas A&M * [SECN]	W, 42-24	Starkville, Miss. (51,930)
Oct. 8	#RV/25 Arkansas * [SECN]	W, 40-17	Starkville, Miss. (57,849)
Oct. 15	at #22/22 Kentucky * [SECN]	L, 17-27	Lexington, Ky. (61,451)
Oct. 22	at #6/6 Alabama * [ESPN]	L, 6-30	Tuscaloosa, Ala. (100,077)
Nov. 5	Auburn * [ESPN2]	W, 39-33 [ot]	Starkville, Miss. (57,769)
Nov. 12	#1/1 Georgia * [ESPN]	L, 19-45	Starkville, Miss. (60,352)
Nov. 19	East Tennessee State [SECN+]	W, 56-7	Starkville, Miss. (49,117)
Nov. 24	at #20/19 Ole Miss * [ESPN]	W, 24-22	Oxford, Miss. (62,487)
Jan. 2	#RV/RV Illinois ^ [ESPN2]	W, 19-10	Tampa, Fla. (35,797)

* - denotes SEC game | ^ - denotes ReliaQuest Bowl | Rankings AP/Coaches'

DEPARTMENT OF ATHLETICS

Director of Athletics	Zac Selmon (@zacselman)
Deputy A.D./Strategic Initiatives and Administration	Joey Bailey
Deputy A.D./SWA & Chief Diversity Officer	Ann Carr
Deputy A.D./CFO	Eric George
Deputy A.D./External Engagement	Tom Greene
Deputy A.D./Athletics Advancement	Josh McCowan
Executive Senior Associate A.D./Internal Operations	Jay Logan
Executive Senior Associate A.D./Sports Medicine & Performance	Mary McLendon
Executive Senior Associate A.D./Bulldog Club & Ticket Operations	Mike Richey

COMMUNICATIONS

Brandon Langlois (@BMLanglois)	Senior Associate AD/Communications & Creative
Langlois Phone	662-325-0093 (office)/601-405-5650 (cell)
Langlois Email	BLanglois@athletics.msstate.edu
Kelly Shipp (@KellyTShipp)	Associate Director/Communications
Phone	402-616-3873 (cell)
Email	kshipp@athletics.msstate.edu

STAFF:

Matt Dunaway	Director (Men's Basketball)
Travie Rae	Associate Director (Baseball)
Brian Ogden	Associate Director (Softball)
Logan Lowery	Assistant Director (Men's Tennis)
TBD	Assistant Director (Women's Basketball)
Joel Coleman	Assistant Director/Senior Writer
Olivia Hooten	Communications Fellow (Volleyball/Women's Tennis)
Susan Jones	Accounting Assistant



RETURNING STAT LEADERS (2022 STATS)

Points Scored	RB Jo'quavious Marks (54)
Touchdowns	RB Jo'quavious Marks (9)
Rushing Yards	RB Jo'quavious Marks (582)
Rushing Touchdowns	RB Jo'quavious Marks (9)
Receiving Yards	WR Rufus Harvey (505)
Receiving Touchdowns	WR Lideatrick Griffin (4)
Passing Yards	QB Will Rogers (3974)
Passing Touchdowns	QB Will Rogers (35)
Tackles	LB Jett Johnson (115)
Tackles For Loss	LB Nathaniel Watson (12.0)
Sacks	LB Nathaniel Watson (6.0)
Interceptions	LB Nathaniel Watson & Shawn Preston Jr. (1)

WHO RETURNS IN 2023

Starters Returning From 2022

Offense (7)

- QB – Will Rogers (13 starts)
- RB – Jo'quavious Marks (7 starts)
- WR – Jaden Walley (7 starts)
- OL – Cole Smith (13 starts at right guard)
- OL – Nick Jones (8 starts at left tackle; 4 starts at left guard)
- OL – Kameron Jones (12 starts at Right guard)
- OL – Steven Losoya III (8 starts at left guard; 1 start at center)

Defense (5)

- DE – Nathan Pickering (8 starts)
- DT – Jaden Crumedy (5 starts)
- LB – Nathaniel Watson (12 starts)
- LB – Jett Johnson (13 starts)
- CB – Decamerion Richardson (13 starts)

Specialists (3)

- KR – Lideatrick Griffin
- PR – Zavion Thomas
- LS – Hayes Hammond

Starters Lost From 2022

Offense (4)

- WR – Caleb Ducking (12 starts)
- WR – Rara Thomas (7 starts)
- WR – Austin Williams (13 starts)
- OT – LaQuinston Sharp (12 starts at center)

Defense (6)

- S – Collin Duncan (13 starts)
- S – Jalen Green (10 starts)
- S – Jackie Matthews (11 starts)
- CB – Emmanuel Forbes (12 starts)
- LB – Tyrus Wheat (12 starts)
- DT – Randy Charlton (11 starts)

Specialists (3)

- PK – Massimo Biscardi
- P – George Georgopoulos
- KO – Ben Raybon

OFFENSIVE LETTERMEN RETURNING (18)

Quarterback (1): Will Rogers

Running Back (2): Jo'quavious Marks, Simeon Price

Wide Receiver (5): Lideatrick Griffin, Rufus Harvey, Jaden Walley, Zavion Thomas, Justin Robinson

Tight End (2): Antonio Harmon, Ty Cooper

Offensive Line (8): Grant Jackson, Kwatrivous Johnson, Kameron Jones, Nick Jones, Albert Reese, Cole Smith, Steven Losoya III, Percy Lewis

DEFENSIVE LETTERMEN RETURNING (17)

Cornerback (4): Esaias Furdge, Decamerion Richardson, Marcus Banks, DeCarlos Nicholson

Safety (4): Corey Ellington, Shawn Preston Jr., Hunter Washington, Jordan Morant

Linebacker (5): Jett Johnson, DeShawn Page, Nathaniel Watson, J.P. Purvis, John Lewis, Nic Mitchell,

Defensive End (2): De'Monte Russell, Jordan Davis

Defensive Tackle (2): Jaden Crumedy, Nathan Pickering

SPECIALTY LETTERMEN RETURNING (1)

Long Snapper (1): Hayes Hammond



2022 RESULTS

Overall Record: 9-4 • SEC Record: 4-4 • T-3rd West

DATE	OPPONENT	RESULT	LOCATION (ATT.)
Sept. 3	Memphis [ESPN]	W, 49-23	Starkville, Miss. (54,360)
Sept. 10	at Arizona [FS1]	W, 39-17	Tucson, Ariz. (46,275)
Sept. 17	at LSU [ESPN]	L, 16-31	Baton Rouge, La. (98,520)
Sept. 24	Bowling Green [SECN]	W, 45-14	Starkville, Miss. (48,376)
Oct. 1	#17/17 Texas A&M * [SECN]	W, 42-24	Starkville, Miss. (51,930)
Oct. 8	#RV/25 Arkansas * [SECN]	W, 40-17	Starkville, Miss. (57,849)
Oct. 15	at #22/22 Kentucky * [SECN]	L, 17-27	Lexington, Ky. (61,451)
Oct. 22	at #6/6 Alabama * [ESPN]	L, 6-30	Tuscaloosa, Ala. (100,077)
Nov. 5	Auburn * [ESPN2]	W, 39-33 [ot]	Starkville, Miss. (57,769)
Nov. 12	#1/1 Georgia * [ESPN]	L, 19-45	Starkville, Miss. (60,352)
Nov. 19	East Tennessee State [SECN+]	W, 56-7	Starkville, Miss. (49,117)
Nov. 24	at #20/19 Ole Miss * [ESPN]	W, 24-22	Oxford, Miss. (62,487)
Jan. 2	#RV/RV Illinois ^ [ESPN2]	W, 19-10	Tampa, Fla. (35,797)

* - denotes SEC game | ^ - denotes ReliaQuest Bowl | Rankings AP/Coaches'

TEAM STATISTICS

	MSU	OPP
SCORING	411	300
Points Per Game	32.0	23.1
Points Off Turnovers	74	49
FIRST DOWNS	296	239
Rushing	70	96
Passing	198	110
Penalty	28	33
RUSHING YARDAGE	1,062	1,745
Yards gained rushing	1,366	2,073
Yards lost rushing	304	328
Rushing Attempts	295	447
Average Per Rush	3.6	3.9
Average Per Game	81.7	134.2
TDs Rushing	12	20
PASSING YARDAGE	4,046	2,734
Comp-Att-Int	428-634-9	253-423-14
Average Per Pass	6.4	6.5
Average Per Catch	9.5	10.8
Average Per Game	311.2	210.3
TDs Passing	36	15
TOTAL OFFENSE	5,108	4,479
Total Plays	929	870
Average Per Play	5.5	5.1
Average Per Game	392.9	344.5
KICK RETURNS: #-Yards	29-807	33-596
PUNT RETURNS: #-Yards	21-213	16-117
INT RETURNS: #-Yards	14-294	9-72
KICK RETURN AVERAGE	27.8	18.1
PUNT RETURN AVERAGE	10.1	7.3
INT RETURN AVERAGE	21.0	8.0
FUMBLES-LOST	20-10	16-9
PENALTIES-Yards	82-790	84-643
Average Per Game	60.8	49.5
PUNTS-Yards	53-2132	65-2718
Average Per Punt	40.2	41.8
Net punt average	37.8	37.9
KICKOFFS-Yards	77-4,701	63-3,753
Average Per Kick	61.1	59.6
Net kick average	39.5	34.5
TIME OF POSSESSION/Game	29:13	29:54
3RD-DOWN Conversions	69/176	61/182
3rd-Down Pct	39%	34%
4TH-DOWN Conversions	15/29	12/26
4th-Down Pct	52%	46%
SACKS BY-Yards	31-205	26-243
MISC YARDS	-	-
TOUCHDOWNS SCORED	55	36
FIELD GOALS-ATTEMPTS	12-17	17-22
ON-SIDE KICKS	-	0-1
RED-ZONE SCORES	(40-45) 89%	(36-44) 82%
RED-ZONE TOUCHDOWNS	(33-45) 73%	(25-44) 57%
PAT-ATTEMPTS	(45-49) 92%	(31-31) 100%
2-POINT CONVERSION-ATTEMPTS	(0-3) 0%	(1-5) 20%
ATTENDANCE	379,753	368,810
Games/Avg Per Game	7/54,520	5/73,762
Neutral Site Games	-	1/35,797

SCORE BY QUARTERS

	1st	2nd	3rd	4th	OT	Total	Average
Mississippi State	97	119	72	117	6	411	31.6
Opponents	27	83	74	116	0	300	23.1

INDIVIDUAL STATISTICS

RUSHING	GP	Att	Gain	Loss	Net	Avg	TD	Long	Avg/G
Joquavious Marks	12	113	587	5	582	5.2	9	37	48.5
Dillon Johnson	11	89	497	9	488	5.5	3	40	44.4
Simeon Price	12	30	156	6	150	5.0	--	28	12.5
J.J. Jernighan	5	7	31	--	31	4.4	--	7	6.2
Chance Lovertich	1	1	--	7	-7	-7.0	--	--	-7.0
George Georgopoulos	13	1	--	11	-11	-11.0	--	--	-0.8
Will Rogers	13	44	69	234	-165	-3.8	--	15	-12.7
TEAM	13	6	--	24	-24	-4.0	--	--	-1.8
Total	13	295	1,366	304	1,062	3.6	12	40	81.7
Opponents	13	447	2,073	328	1,745	3.9	20	70	134.2

PASSING	GP	Effic	Comp-Att-Int	Pct	Yards	TD	Long	Avg/G
Will Rogers	13	139.1	415-610-8	68.0	3,974	35	75	305.7
Sawyer Robertson	5	53.9	6-11-1	54.4	23	--	7	4.6
Chance Lovertich	1	205.4	6-6-0	100.0	36	1	14	36.0
Jaden Walley	13	209.2	1-1-0	100.0	13	--	13	1.0
TEAM	13	0.0	0-6-0	0.0	--	--	--	0.0
Total	13	137.0	428-634-9	67.5	4,046	36	75	311.2
Opponents	13	119.2	253-423-14	59.8	2,734	15	68	210.3

Statistician's Note: Passing rating formula = $((8.4 \times \text{yards}) + (330 \times \text{touchdowns}) - (200 \times \text{interceptions}) + (100 \times \text{completions})) / \text{attempts}$.

RECEIVING	GP	No.	Yards	Avg	TD	Long	Avg/G
Rufus Harvey	13	53	505	9.5	3	36	38.8
Joquavious Marks	12	48	288	6.0	--	20	24.0
Dillon Johnson	11	48	285	5.9	--	38	25.9
Caleb Ducking	13	46	477	10.4	8	35	36.7
Rara Thomas	12	44	626	14.2	7	75	52.2
Lideatrick Griffin	13	40	502	12.6	4	57	38.6
Austin Williams	13	34	291	8.6	5	24	22.4
Jaden Walley	13	34	348	10.2	3	47	26.8
Justin Robinson	13	30	326	10.9	3	25	25.1
Simeon Price	12	13	112	8.6	1	32	9.3
Jamire Calvin	10	11	58	5.3	1	9	5.8
Scobie Ford	9	8	66	8.3	--	19	7.3
J.J. Jernighan	5	5	17	3.4	1	11	3.4
Antonio Harmon	5	5	61	12.2	--	16	12.2
Kaydin Pope	1	3	23	7.7	--	14	23.0
Jordan Mostley	3	2	43	21.5	--	28	14.3
Zavion Thomas	11	2	4	2.0	--	5	0.4
Will Rogers	13	1	13	13.0	--	13	1.0
Marquez Dortch	1	1	1	1.0	--	1	1.0
Total	13	428	4,046	9.5	36	75	311.2
Opponents	13	253	2,734	10.8	15	69	210.3

PUNT RETURNS	No.	Yards	Avg	TD	Long
Zavion Thomas	15	202	13.5	1	63
Austin Williams	3	4	1.3	--	3
Lideatrick Griffin	3	7	2.3	--	9
Total	21	213	10.1	1	63
Opponents	16	117	7.3	1	29

KICK RETURNS	No.	Yards	Avg	TD	Long
Lideatrick Griffin	19	613	32.3	1	92
Simeon Price	6	99	16.5	--	32
Zavion Thomas	4	95	23.8	--	27
Total	29	807	27.8	1	92
Opponents	33	596	18.1	0	42



Will Rogers

TOTAL OFFENSE	GP	Plays	Rush	Pass	Total	Avg/G
Will Rogers	13	745	(-97)	4,739	4,642	357.1
Dillon Johnson	13	89	485	--	485	37.3
Joquavious Marks	13	106	416	--	416	32.0
Chance Lovertich	2	21	10	179	189	94.5
J.J. Jernighan	13	6	24	--	24	1.8
TEAM	6	6	(-17)	--	(-17)	(-2.8)
Total	13	974	821	4,918	5,739	441.5
Opponents	13	807	1,470	3,013	4,483	344.8

INTERCEPTIONS	No.	Yards	Avg	TD	Long
Emmanuel Forbes	6	174	29.0	3	82
Jalen Green	2	29	14.5	0	29
Jackie Matthews	2	7	3.5	0	7
Collin Duncan	1	13	13.0	0	13
Shawn Preston Jr.	1	20	20.0	0	20
Nathaniel Watson	1	51	51.0	0	51
Tyrus Wheat	1	0	0.0	0	0
Total	14	294	21.0	3	82
Opponents	9	72	8.0	0	18

FUMBLE RETURNS	No.	Yards	Avg	TD	Long
Tyrus Wheat	2	6	3.0	--	6
Marcus Banks	1	60	60.0	1	60
Total	3	66	22.0	1	60
Opponents					

SCORING	TD	FGs	PATs						Points
			Kick	Rush	Rcv	Pass	DXP	Saf	
Joquavious Marks	9	--	--	--	--	--	--	--	54
Massimo Biscardi	--	8-11	25-27	--	--	--	--	--	49
Caleb Ducking	8	--	--	--	--	--	--	--	48
Rara Thomas	7	--	--	--	--	--	--	--	42
Ben Raybon	--	4-6	20-22	--	--	--	--	--	32
Austin Williams	5	--	--	--	--	--	--	--	30
Lideatrick Griffin	5	--	--	--	--	--	--	--	30
Emmanuel Forbes	3	--	--	--	--	--	--	--	18
Dillon Johnson	3	--	--	--	--	--	--	--	18
Jaden Walley	3	--	--	--	--	--	--	--	18
Rufus Harvey	3	--	--	--	--	--	--	--	18
Justin Robinson	3	--	--	--	--	--	--	--	18
Marcus Banks	1	--	--	--	--	--	--	--	6
Jamire Calvin	1	--	--	--	--	--	--	--	6
Decameron Richardson	1	--	--	--	--	--	--	--	6
J.J. Jernighan	1	--	--	--	--	--	--	--	6
Simeon Price	1	--	--	--	--	--	--	--	6
Zavion Thomas	1	--	--	--	--	--	--	--	6
Total	55	12-17	45-49	0	0	0	0	0	411
Opponents	36	17-22	31-31	1	0	0	0	0	300

FIELD GOALS	Made-Att	Pct	01-19	20-29	30-39	40-49	50-99	Long	Blkd
Massimo Biscardi	8-11	72.7	0-0	3-3	3-3	2-4	0-1	48	0
Ben Raybon	4-6	66.7	0-0	1-1	1-2	1-2	1-1	53	0

FG SEQUENCE	MSU	Opp	() - Made
Memphis	--	(42)	
Arizona	(39), (22)	(43)	
LSU	(45)	(35)	
Bowling Green	(53)	--	
Texas A&M	39	(24), 44	
Arkansas	40	(51)	
Kentucky	(48)	51, (28), (37)	
Alabama	43	(50), (33), (38)	
Auburn	(28), (44), 56	(27), (42), 38	
Georgia	(25), (36)	(28)	
ETSU	49	44	
Ole Miss	(34)	(32), (33), (49)	
Illinois	(38), (27)	52, (52)	

PUNTING	No.	Yards	Avg	Long	TB	FC	I20	50+	Blkd
George Georgopoulos	36	1,453	40.4	56	2	8	12	3	--
Archer Trafford	16	679	42.4	60	1	1	7	4	--
Team	1	--	0.0	--	--	--	--	--	1
Total	53	2,132	40.2	60	3	9	19	7	1
Opponents	65	2,718	41.8	64	3	22	15	13	0

KICKOFFS	No.	Yards	Avg	TB	OB
Massimo Biscardi	9	572	63.6	5	--
Ben Raybon	68	4,129	60.7	33	1
Total	77	4,701	61.1	38	1
Opponents	63	3,818	60.6	30	2

ALL PURPOSE	GP	Rush	Rcv	PR	KR	IR	Total	Avg/G
Lideatrick Griffin	13	--	502	7	613	--	1,122	86.3
Joquavious Marks	12	582	288	--	--	--	870	72.5
Dillon Johnson	11	488	285	--	--	--	773	70.3
Rara Thomas	12	--	626	--	--	--	626	52.2
Rufus Harvey	13	--	505	--	--	--	505	38.8
Caleb Ducking	13	--	477	--	--	--	477	36.7
Simeon Price	12	150	112	--	99	--	361	30.1
Jaden Walley	13	--	348	--	--	--	348	26.8
Justin Robinson	13	--	326	--	--	--	326	25.1
Zavion Thomas	11	--	4	202	95	--	301	27.4
Austin Williams	13	--	291	4	--	--	295	22.7
Emmanuel Forbes	12	--	--	--	--	174	174	14.5
Scoobie Ford	9	--	66	--	--	--	66	7.3
Antonio Harmon	5	--	61	--	--	--	61	12.2
Jamire Calvin	10	--	58	--	--	--	58	5.8
Nathaniel Watson	13	--	--	--	--	51	51	3.9
J.J. Jernighan	5	31	17	--	--	--	48	9.6
Jordan Mosley	3	--	43	--	--	--	43	14.3
Jalen Green	13	--	--	--	--	29	29	2.2
Kaydin Pope	1	--	23	--	--	--	23	23.0
Shawn Preston Jr.	13	--	--	--	--	20	20	1.5
Javaris Bufford	1	18	--	--	--	--	18	18.0
Collin Duncan	13	--	--	--	--	13	13	1.0
Jackie Matthews	13	--	--	--	--	7	7	0.5
Marquez Dortch	1	--	1	--	--	--	1	1.0
Chance Lovertich	1	-7	--	--	--	--	-7	-7.0
George Georgopoulos	13	-11	--	--	--	--	-11	-0.8
Will Rogers	13	-165	13	--	--	--	-152	-11.7
Total	13	1,062	4,046	213	807	294	6,422	494.0
Opponents	13	1,745	2,734	117	596	72	5,264	404.9



Jett Johnson



Nathaniel Watson

Player	GP-GS	-----Tackles-----			TFL-Yds	Sacks-Yds	-----Pass Defense-----				FR-Yds	FF	Blkd Kick	Saf
		Solo	Ast	Total			Int-Yds	PBU	PD	QBH				
Jett Johnson	13-13	48	67	115	8.5-30	2-16	--	2	2	3	2-0	--	--	--
Nathaniel Watson	13-12	51	62	113	12-58	6-47	1-51	1	2	2	--	1	--	--
Decamerion Richardson	13-13	50	35	85	1-1	--	--	3	3	--	1-0	--	--	--
Collin Duncan	13-13	29	28	57	3.5-22	2-18	1-13	4	5	1	--	2	--	--
Tyrus Wheat	12-12	25	28	53	10.5-47	6-36	1-0	2	3	8	2-6	--	--	--
Jalen Green	13-10	23	27	50	3-4	--	2-29	7	9	2	1-0	--	--	--
Emmanuel Forbes	12-12	26	20	46	1-2	--	6-174	10	16	--	--	--	1	--
Jackie Matthews	13-11	27	17	44	2-2	--	2-7	4	6	--	--	--	--	--
Cameron Young	13-13	10	28	38	3-11	1-9	--	1	1	2	--	--	--	--
Randy Charlton	13-11	17	19	36	7-47	4-38	--	1	1	2	--	1	--	--
DeShawn Page	11-0	13	21	34	5-12	--	--	--	--	--	--	--	--	--
Shawn Preston Jr.	13-4	17	10	27	2-3	--	1-20	2	3	1	1-0	--	--	--
Jordan Davis	11-2	12	14	26	2.5-3	--	--	--	--	2	--	1	--	--
Nathan Pickering	12-8	12	14	26	5.5-10	2-6	--	1	1	2	--	--	--	--
J.P. Purvis	13-1	10	12	22	1.5-11	1.5-11	--	--	--	3	--	--	--	--
Jevon Banks	10-0	3	14	17	2-7	0.5-4	--	1	1	--	--	--	--	--
De'Monte Russell	13-0	6	10	16	2-5	1-2	--	--	--	2	--	--	--	--
Sherman Timbs	13-2	4	12	16	5-20	2-12	--	--	--	1	--	--	--	--
Jaden Crumedy	5-5	5	10	15	5-9	2-4	--	--	--	1	--	--	--	--
Marcus Banks	13-0	8	6	14	1-1	--	--	2	2	--	1-60	--	--	--
Corey Ellington	11-0	7	7	14	--	--	--	--	--	--	--	--	--	--
Esaías Furdge	10-1	6	6	12	0.5-0	--	--	2	2	--	--	--	--	--
Jack Harris	13-0	4	8	12	1-2	1-2	--	--	--	--	--	--	--	--
Jordan Morant	13-0	2	9	11	--	--	--	--	--	--	--	--	--	--
Ty Cooper	3-0	--	6	6	0.5-1	--	--	--	--	--	--	--	--	--
DeCarlos Nicholson	13-0	1	4	5	--	--	--	1	1	--	--	--	--	--
Dylan Lawrence	12-0	2	3	5	--	--	--	--	--	--	--	--	--	--
Nic Mitchell	13-0	3	2	5	--	--	--	--	--	--	--	--	--	--
Jo'quavious Marks	12-7	2	2	4	--	--	--	--	--	--	--	--	--	--
Hayes Hammond	13-0	--	3	3	--	--	--	--	--	--	--	--	--	--
Hunter Washington	9-0	1	2	3	--	--	--	--	--	--	--	--	--	--
Trevion Williams	3-0	--	2	2	0.5-2	--	--	--	--	--	--	--	--	--
Ben Raybon	13-0	1	1	2	--	--	--	--	--	--	--	--	--	--
Justin Robinson	13-1	1	1	2	0.5-2	--	--	--	--	--	--	--	--	--
Lideatrick Griffin	13-6	2	--	2	--	--	--	--	--	--	1-0	--	--	--
Jaden Walley	13-7	1	1	2	--	--	--	--	--	--	--	--	--	--
Deonte Anderson	5-0	--	2	2	--	--	--	--	--	--	--	--	--	--
Alexander Shaw	3-0	--	1	1	--	--	--	--	--	--	--	--	--	--
Steven Losoya	13-9	--	1	1	--	--	--	--	--	--	--	--	--	--
LaQuinston Sharp	12-12	1	--	1	--	--	--	--	--	--	--	--	--	--
Dillon Johnson	11-6	1	--	1	--	--	--	--	--	--	--	--	--	--
Cole Smith	13-13	1	--	1	--	--	--	--	--	--	--	--	--	--
John Lewis	12-0	--	1	1	--	--	--	--	--	--	--	--	--	--
Avery Sledge	2-0	--	1	1	--	--	--	--	--	--	--	--	--	--
Nick Jones	13-12	1	--	1	--	--	--	--	--	--	--	--	--	--
Cody Swanson	1-0	--	1	1	--	--	--	--	--	--	--	--	--	--
TEAM		13	1	--	1.0	0-0	0-0	--	--	--	--	--	--	--
--														
Total	13	435	517	952.0	86.0-312	31.0-205	14	44	58	32	8	5	1	0
Opponents	13	445	506	951.0	56.0-309	26.0-243	9	69	78	32	9	13	1	0



MSU OFFENSIVE GAME-BY-GAME STARTERS

Table with 12 columns: Game, LT, LG, C, RG, RT, QB, RB, WR, WR, WR, WR. Rows include Memphis, BOWLING GREEN, TEXAS A&M, ARKANSAS, AUBURN, GEORGIA, EAST TENNESSEE ST., vs. Illinois.

MSU DEFENSIVE GAME-BY-GAME STARTERS

Table with 12 columns: Game, DE, NG, DT, SLB, MLB, WLB, CB, S, S, S, CB. Rows include Memphis, BOWLING GREEN, TEXAS A&M, ARKANSAS, AUBURN, GEORGIA, EAST TENNESSEE ST., vs. Illinois.

CAREER STARTS BY POSITION (2022 ROSTER)

Table with 17 columns: Player, Total, LT, LG, C, RG, RT, QB, RB, WR, DE, DT, NG, LB, CB, S, Bulldog. Lists player names and their career start counts by position.

* - Total includes starts at previous school | By position starts MSU only



Name	GP/GS	MEM	ARZ	BG	LSU	TAMU	ARK	UK	ALA	AUB	UGA	ETSU	OM	ILL
Anderson, Deonte	5/0	P	P	P	P	--	--	--	--	--	--	P	--	--
Banks, Jevon	10/0	P	P	P	P	P	P	P	P	P	--	P	--	--
Banks, Marcus	13/0	P	P	P	P	P	P	P	P	P	P	P	P	P
Biscardi, Massimo	11/0	P	P	--	P	P	--	P	P	P	P	P	P	P
Boone, Canon	1/0	--	--	--	--	--	--	--	--	--	--	P	--	--
Bufford, Javaris	1/0	--	--	--	--	--	--	--	--	--	--	P	--	--
Calvin, Jamire	10/0	P	P	P	P	P	P	P	P	--	--	P	P	--
Charlton, Randy	13/11	START	START	START	START	P	START	START	P	START	START	START	START	START
Cooper, Ty	3/0	P	--	--	--	--	--	--	--	--	--	P	--	P
Crumedy, Jaden	5/5	--	--	--	--	--	--	--	--	START	START	START	START	START
Davis, Jordan	11/2	P	P	--	P	START	--	P	START	P	P	P	P	P
Dortch, Marquez	1/0	--	--	--	--	--	--	--	--	--	--	P	--	--
Ducking, Caleb	13/12	START	START	START	START	START	START	START	START	P	START	START	START	START
Duncan, Collin	13/13	START	START	START	START	START	START	START	START	START	START	START	START	START
Ellington, Corey	11/0	P	P	--	P	P	P	P	P	P	P	--	P	P
Forbes, Emmanuel	12/12	START	START	START	START	START	START	START	START	--	START	START	START	START
Ford, Scoobie	9/0	--	--	--	P	P	P	P	P	P	P	P	P	--
Furdge, Esaias	10/1	P	P	--	P	--	--	P	P	START	P	P	P	P
Georgopoulos, George	13/0	P	P	P	P	P	P	P	P	P	P	P	P	P
Gilmore, Javae	1/0	--	--	--	--	--	--	--	--	--	--	P	--	--
Green, Jalen	13/10	START	START	START	START	START	START	START	P	P	P	START	START	START
Griffin, Lideatrick	13/6	P	P	P	P	START	START	START	START	P	P	P	START	START
Hammond, Hayes	13/0	P	P	P	P	P	P	P	P	P	P	P	P	P
Hargrove, KeTravion	1/0	P	--	--	--	--	--	--	--	--	--	--	--	--
Harmon, Antonio	5/0	P	P	P	P	--	--	--	--	--	--	--	--	P
Harris, Jack	13/0	P	P	P	P	P	P	P	P	P	P	P	P	P
Harvey, Rufus	13/6	START	START	START	START	P	START	START	P	P	P	P	P	P
Hopson, Jarnorris	1/0	--	--	--	--	--	--	--	--	--	--	P	--	--
Jackson, Grant	13/0	P	P	P	P	P	P	P	P	P	P	P	P	P
Jernighan, J.J.	5/0	--	P	--	P	--	P	--	--	--	--	P	--	P
Johnson, Dillon	11/6	P	START	START	START	START	START	START	--	P	P	P	P	--
Johnson, Jett	13/13	START	START	START	START	START	START	START	START	START	START	START	START	START
Johnson, Kwatrivous	9/5	START	START	START	START	START	--	P	START	P	--	P	P	--
Jones, Kameron	12/12	START	START	START	START	START	START	START	START	START	START	START	START	--
Jones, Nick	13/12	START	START	START	START	START	START	START	START	START	START	START	START	P
Lawrence, Dylan	12/0	--	P	P	P	P	P	P	P	P	P	P	P	--
Lewis, John	12/0	--	P	P	P	P	P	P	P	P	P	P	P	P
Lewis, Percy	13/1	P	P	P	P	P	P	P	P	P	P	P	P	START
Losoya, Steven	13/9	P	P	P	P	START	START	START	START	START	START	START	START	START
Lovertich, Chance	1/0	--	--	--	--	--	--	--	--	--	--	P	--	--
Marks, Jo'quavius	12/7	START	P	P	--	P	P	P	START	START	START	START	START	START
Mata'afa, Matai	2/0	P	--	--	P	--	--	--	--	--	--	--	--	--
Matthews, Jackie	13/11	START	START	START	START	START	START	P	START	START	START	START	START	P
Mitchell, Nic	13/0	P	P	P	P	P	P	P	P	P	P	P	P	P
Morant, Jordan	13/0	P	P	P	P	P	P	P	P	P	P	P	P	P
Mosley, Jordan	3/0	--	--	--	--	P	P	--	--	--	--	--	--	--
Nicholson, DeCarlos	13/0	P	P	P	P	P	P	P	P	P	P	P	P	P
Page, DeShawn	11/0	P	P	P	P	--	--	P	P	P	P	P	P	P
Pickering, Nathan	12/8	START	START	START	START	START	START	START	START	P	P	--	P	P
Pope, Kaydin	1/0	--	--	--	--	--	--	--	--	--	--	P	--	--
Preston Jr., Shawn	13/4	P	P	P	P	P	P	P	START	START	START	P	P	START
Price, Simeon	12/0	P	P	P	P	P	P	P	P	P	P	--	P	P
Purvis, J.P.	13/1	P	P	P	P	P	ST	P	P	P	P	P	P	P
Raybon, Ben	13/0	P	P	P	P	P	P	P	P	P	P	P	P	P
Reese IV, Albert	13/1	P	P	P	P	P	P	P	P	P	P	P	P	START
Richardson, Decameron	13/13	START	START	START	START	START	START	START	START	START	START	START	START	START
Robertson, Sawyer	5/0	P	P	--	P	--	P	--	--	--	--	P	--	--
Robich, Rex	6/0	P	P	P	P	P	P	--	--	--	--	--	--	--
Robinson, Justin	13/1	P	P	P	P	P	P	P	P	P	P	P	P	P
Rogers, Will	13/13	START	START	START	START	START	START	START	START	START	START	START	START	START
Russell, De'Monte	13/0	P	P	P	P	P	P	P	P	P	P	P	P	P
Russell, Dontery	3/0	--	--	--	P	P	--	P	--	--	--	--	--	--
Sharp, LaQuinston	12/12	START	START	START	START	START	START	START	--	START	START	START	START	START
Shaw, Alexander	3/0	--	--	--	P	--	--	P	--	--	--	P	--	--
Sledge, Avery	2/0	--	--	--	--	--	--	--	--	--	--	P	P	--
Smith, Cole	13/13	START	START	START	START	START	START	START	START	START	START	START	START	START
Swanson, Cody	1/0	--	--	--	--	--	--	--	--	--	--	P	--	--
Thomas, Rara	12/7	START	START	START	P	P	ST	P	P	START	START	START	P	--
Thomas, Zavion	11/0	P	P	P	P	P	P	P	P	--	P	P	P	--
Timbs, Sherman	13/2	P	P	P	P	P	P	ST	P	P	P	P	P	START
Trafford, Archer	10/0	P	P	P	P	P	P	P	P	P	--	--	P	--
Walley, Jaden	13/7	P	P	P	P	START	P	P	START	START	START	START	START	START
Washington, Hunter	9/0	--	P	P	P	P	P	P	P	P	--	--	--	P
Watson, Nathaniel	13/12	START	START	START	START	START	P	START	START	START	START	START	START	START
Wheat, Tyrus	12/12	START	START	START	START	START	START	START	START	START	START	START	START	--
Williams, Austin	13/13	START	START	START	START	START	START	START	START	START	START	START	START	START
Williams, Trevion	3/0	--	--	P	P	--	--	P	--	--	--	--	--	--
Young, Cameron	13/13	START	START	START	START	START	START	START	START	START	START	START	START	START
Zakkak, JT	1/0	--	--	--	P	--	--	--	--	--	--	--	--	--



Table with columns: Opponent, Score, Total, FIRST DOWNS (Rush, Pass, Pen), RUSHING (Att-Yards), PASSING (Comp-Att-Int, Yards), TOTAL OFFENSE (Plays-Yards), Return Yards, Turn-Overs. Includes rows for Memphis, Arizona, LSU, Bowling Green, Texas A&M, Arkansas, Kentucky, Alabama, Auburn, Georgia, ETSU, Ole Miss, Illinois, and Totals.

Note: Game totals are displayed in the format TEAM/OPPONENT for each category

Table with columns: 3rd Down Conversions, 4th Down Conversions, Time of Possession, TOP Margin, Avg Yards/Rush, Avg Yards/Pass, Avg Yards/Play, Punting Number-Avg, Penalties Number-Yds. Includes rows for Memphis, Arizona, LSU, Bowling Green, Texas A&M, Arkansas, Kentucky, Alabama, Auburn, Georgia, ETSU, Ole Miss, Illinois, and Totals.

Note: Game totals are displayed in the format TEAM/OPPONENT for each category

FINAL POLLS

ASSOCIATED PRESS

Table with columns: RK., TEAM, REC., PREV. Lists top 25 teams for Associated Press poll, with Mississippi State at 20 and Texas at 25.

Others receiving votes: Duke 49, UTSA 45, Air Force 40, Boise State 38, Minnesota 35, Texas Tech 19, North Carolina 8, North Carolina State 6, Iowa 4, Louisville 3, Purdue 3, Maryland 2, Marshall 2, Cincinnati 1, Illinois 1

USA TODAY COACHES

Table with columns: RK., TEAM, REC., PREV. Lists top 25 teams for USA Today Coaches poll, with Mississippi State at 19 and Texas at 25.

Others receiving votes: Texas-San Antonio 68; Minnesota 57; Air Force 50; Duke 47; North Carolina 35; Boise State 22; Texas Tech 13; South Alabama 9; Iowa 9; Wake Forest 6; Ohio 6; Maryland 4; Louisville 3; Cincinnati 3; Brigham Young 3; Central Florida 2; Purdue 1

COLLEGE FOOTBALL PLAYOFF

Table with columns: RK., TEAM, REC., PREV. Lists top 25 teams for College Football Playoff poll, with Georgia at 1 and Texas at 20.



GAME 1

Memphis **23**
Mississippi State **49**

Sept. 3, 2022
David Wade Stadium
Starkville, Miss.
54,360

MISSISSIPPI STATE

RUSHING	Att.	Gain	Lost	Net	TD	Long	Avg.
Dillon Johnson	14	67	0	67	0	10	4.8
Jo'quavious Marks	12	36	0	36	2	7	3.0
Simeon Price	4	10	0	10	0	3	2.5
Will Rogers	4	0	16	-16	0	0	(-4.0)

PASSING	Com	Att	Int	Yds	TD	Long	Sacks
Will Rogers	38	49	1	450	5	35	1

RECEIVING	No.	Yds.	TD	Long
Dillon Johnson	6	39	0	12
Rara Thomas	5	81	1	27
Rufus Harvey	5	61	1	33
Lideatrick Griffin	5	60	0	17
Caleb Ducking	3	73	1	35
Jaden Walley	3	30	1	12
Antonio Harmon	3	30	0	13
Jamire Calvin	3	11	0	7
Jo'quavious Marks	2	21	0	12
Justin Robinson	1	23	1	23
Simeon Price	1	20	0	20
Austin Williams	1	1	0	1

PUNTING	No.	Yds.	Avg.	Long	I20	TB
Archer Trafford	1	53	53.0	53	0	0
George Georgopoulos	1	32	32.0	32	1	0

FIELD GOALS	Att.	Made	Long	Kicks
-- None --				

ALL RETURNS	Punts			Kickoffs			Intercepted		
	No.	Yds.	Lg.	No.	Yds.	Lg.	No.	Yds.	Lg.
Austin Williams	2	5	3	0	0	0	0	0	0
Lideatrick Griffin	0	0	0	1	37	37	0	0	0

MEMPHIS

RUSHING	Att.	Gain	Lost	Net	TD	Long	Avg.
Jevyon Ducker	5	63	0	63	1	50	12.6
Brandon Thomas	7	34	1	33	0	18	4.7
Asa Martin	3	20	0	20	0	14	6.7
Seth Henigan	5	19	2	17	1	8	3.4
Gabriel Rogers	1	0	4	-4	0	0	(-4.0)

PASSING	Com	Att	Int	Yds	TD	Long	Sacks
Seth Henigan	19	30	0	165	1	43	1

RECEIVING	No.	Yds.	TD	Long
Eddie Lewis	6	38	1	15
Asa Martin	5	58	0	43
Gabriel Rogers	2	33	0	21
Caden Prieskorn	2	25	0	17
Javon Ivory	2	1	0	2
Jevyon Ducker	1	7	0	7
Marcayll Jones	1	3	0	3

PUNTING	No.	Yds.	Avg.	Long	I20	TB
Joe Doyle	6	252	42.0	51	1	0

FIELD GOALS	Att.	Made	Long	Kicks
Chris Howard	1	1	42	made 42

ALL RETURNS	Punts			Kickoffs			Intercepted		
	No.	Yds.	Lg.	No.	Yds.	Lg.	No.	Yds.	Lg.
Eddie Lewis	1	19	19	0	0	0	0	0	0
Gabriel Rogers	0	0	0	5	117	29	0	0	0
Asa Martin	0	0	0	1	0	0	0	0	0
Quindell Johnson	0	0	0	0	0	0	1	0	0

Bulldogs Roll To 49-23 Win Over Memphis In Opener

A dominant first half set the tone as Mississippi State rode its early success to an eventual 49-23 win over Memphis in the season opener at David Wade Stadium. The Bulldogs outscored the Tigers 28-3 over the first two quarters on the way to victory. About the only thing that could slow down MSU early on was the weather. Lightning in the area delayed the contest for more than two hours. MSU scored touchdowns on four of its first five drives. Quarterback **Will Rogers** threw a pair of touchdown passes in the game's opening stanza – one a 23-yarder to **Rara Thomas** and the other a nine-yard strike to **Jaden Walley**. **Jo'quavious Marks** added a couple of second-quarter rushing touchdowns to account for State's scoring before the intermission. The Bulldog defense was also impressive over the first two quarters. State limited Memphis to only 29 first-half yards and just 1.8 yards per play. The Tigers did find the end zone three times in the second half. However, MSU denied a Tiger comeback with three more touchdowns of its own. Rogers hit **Caleb Ducking**, **Rufus Harvey** and **Justin Robinson** with scoring tosses over the contest's final 30 minutes to cement the victory. Rogers went on to throw for 450 yards and five touchdowns. It was the sixth time in his State career that he's eclipsed the 400-yard mark and the five scoring passes were tied for second in MSU single-game history. A dozen different Bulldogs caught passes from Rogers, led by Thomas who accumulated 81 yards on his five catches. Seven MSU players tallied at least 30 yards receiving. **Dillon Johnson** led State with his 63 rushing yards. On defense, last season's returning tackler **Jett Johnson** carried over his 2021 success into a new year with a team-best 13 stops.

Memphis	0	3	7	13	23
Mississippi State	14	14	7	14	49

1st	09:53	MS	Rara Thomas 23 yd pass from Will Rogers (Massimo Biscardi)
	00:53	MS	Jaden Walley 9 yd pass from Will Rogers (Massimo Biscardi)
2nd	13:57	MEM	Chris Howard 42 yd field goal
	10:00	MS	Jo'quavious Marks 1 yd rush (Massimo Biscardi)
	01:40	MS	Jo'quavious Marks 2 yd rush (Massimo Biscardi)
3rd	10:48	MS	Caleb Ducking 35 yd pass from Will Rogers (Massimo Biscardi kick)
	07:37	MEM	Jevyon Ducker 50 yd rush (Chris Howard kick)
4th	10:13	MEM	Eddie Lewis 15 yd pass from Seth Henigan (J. Ivory pass from S. Henigan failed)
	05:59	MS	Rufus Harvey 33 yd pass from Will Rogers (Massimo Biscardi kick)
	03:14	MEM	Seth Henigan 1 yd rush (Chris Howard kick)
	02:05	MS	Justin Robinson 23 yd pass from Will Rogers (Massimo Biscardi kick)

Team Stats

	MEM	MS
FIRST DOWNS	13	34
Rushing	6	6
Passing	5	24
Penalty	2	4
NET YARDS RUSHING	129	97
Rushing Attempts	21	34
Average Per Rush	6.1	2.9
Rushing Touchdowns	2	2
Yards Gained Rushing	136	113
Yards Lost Rushing	7	16
NET YARDS PASSING	165	450
Completions-Attempts-Int	19-30-0	38-49-1
Average Per Attempt	5.5	9.2
Average Per Completion	8.7	11.8
Passing Touchdowns	1	5
TOTAL OFFENSE YARDS	294	547
Total offense plays	51	83
Average Gain Per Play	5.8	6.6
Fumbles: Number-Lost	1-1	1-1
Penalties: Number-Yards	8-44	5-55
PUNTS-YARDS	6-252	2-85
KICKOFFS-YARDS	4-258	8-483
Punt returns: Number-Yards-TD	1-19-0	2-5-0
Kickoff returns: Number-Yds-TD	6-117-0	1-37-0
Interceptions: Number-Yds-TD	1-0-0	0-0-0
Fumble Returns: Number-Yds-TD	1-5-0	0-0-0
Possession Time	18:49	41:11
Third-Down Conversions	3 of 12	11 of 13
Fourth-Down Conversions	0 of 1	0 of 0
Red-Zone Scores-Chances	2-2	3-4
Sacks By: Number-Yards	1-8	1-2
PAT Kicks	2-2	7-7
Field Goals	1-1	0-0
Points off turnovers	9	0



GAME 2

Mississippi State Arizona

39
17

Sept. 10, 2022
Arizona Stadium
Tucson, Ariz.
46,275

MISSISSIPPI STATE

RUSHING	Att.	Gain	Lost	Net	TD	Long	Avg.
Dillon Johnson	11	62	2	60	0	14	5.5
Jo'quavius Marks	8	55	2	53	1	16	6.6
Simeon Price	2	2	0	2	0	2	1.0
Will Rogers	3	6	15	-9	0	6	(-3.0)

PASSING	Com	Att	Int	Yds	TD	Long	Sacks
Will Rogers	39	48	1	313	4	20	2
Sawyer Robertson	1	1	0	7	0	7	0

RECEIVING	No.	Yds.	TD	Long
Caleb Ducking	7	56	2	14
Rufus Harvey	6	54	0	20
Dillon Johnson	6	34	0	9
Rara Thomas	5	63	0	18
Austin Williams	5	31	2	8
Jo'quavius Marks	5	19	0	11
Lideatrick Griffin	2	28	0	18
Jaden Walley	2	12	0	7
Antonio Harmon	1	16	0	16
Jamire Calvin	1	7	0	7

PUNTING	No.	Yds.	Avg.	Long	I20	TB
George Georgopoulos	2	86	43.0	45	1	0
Archer Trafford	1	60	60.0	60	1	0

FIELD GOALS	Att.	Made	Long	Kicks
Ben Raybon	2	2	39	Made 39, Made 22

ALL RETURNS	Punts			Kickoffs			Intercepted		
	No.	Yds.	Lg.	No.	Yds.	Lg.	No.	Yds.	Lg.
Zavion Thomas	2	29	20	0	0	0	0	0	0
Lideatrick Griffin	0	0	0	1	30	30	0	0	0
Jalen Green	0	0	0	0	0	0	1	29	29
Emmanuel Forbes	0	0	0	0	0	0	1	0	0
Nathaniel Watson	0	0	0	0	0	0	1	51	51

ARIZONA

RUSHING	Att.	Gain	Lost	Net	TD	Long	Avg.
Michael Wiley	6	49	0	49	1	34	8.2
Jonah Coleman	5	12	0	12	0	4	2.4
DJ Williams	7	13	3	10	0	6	1.4
Jamarye Joiner	1	2	0	2	0	2	2.0
TEAM	1	0	8	-8	0	0	(-8.0)
Jayden de Laura	2	0	25	-25	0	0	(-12.5)

PASSING	Com	Att	Int	Yds	TD	Long	Sacks
Jayden de Laura	23	45	3	220	1	30	2
Noah Ffita	4	8	0	56	0	27	0
Jamarye Joiner	0	1	0	0	0	0	0

RECEIVING	No.	Yds.	TD	Long
Jacob Cowing	7	38	1	10
Tetaíroa McMillan	4	69	0	27
Michael Wiley	4	54	0	16
Tanner McLachlan	4	51	0	30
Dorian Singer	3	39	0	21
Jonah Coleman	2	8	0	5
Anthony Simpson	1	8	0	8
Alex Lines	1	8	0	8
Rayshon Luke	1	1	0	1

PUNTING	No.	Yds.	Avg.	Long	I20	TB
Kyle Ostendorop	4	197	49.2	64	0	1

FIELD GOALS	Att.	Made	Long	Kicks
Tyler Loop	1	1	43	Made 43

ALL RETURNS	Punts			Kickoffs			Intercepted		
	No.	Yds.	Lg.	No.	Yds.	Lg.	No.	Yds.	Lg.
Treydan Stukes	0	0	0	0	0	0	1	11	11

Dawgs Take 39-17 Win Over Arizona

Facing its first road test of the season, Mississippi State emerged from the desert with a 39-17 win over Arizona. Bulldog quarterback **Will Rogers** threw for 313 yards and four touchdowns and running backs **Dillon Johnson** and **Jo'quavius Marks** combined to rush for 113 yards and a score to power the MSU offensive attack. Defensively, State forced three Arizona turnovers with three different Bulldogs recording interceptions as MSU kept the Wildcats at bay. **Jalen Green**, **Emmanuel Forbes** and **Nathaniel Watson** all had picks that halted Arizona drives. Two of the three interceptions led to Bulldog touchdowns on the ensuing possessions. A pair of Mississippi State receivers had a couple of touchdown receptions as **Austin Williams** and **Caleb Ducking** had two apiece. Ducking ended the game with a team-best seven receptions. **Rara Thomas** led the way in receiving yardage with 63. In all, 10 different Bulldogs caught passes with half of them racking up more than 30 yards. State led the way for most of the evening. After Arizona found the end zone on its first possession, MSU responded with 15 unanswered first-quarter points. Marks put the Bulldogs on the board with a nine-yard rush midway through the first quarter and just over four minutes later – after Green's interception – Rogers delivered a nine-yard scoring toss to Ducking. Though MSU missed both extra point attempts on its first two scores, the Bulldogs were able to add a first-quarter field goal courtesy of **Ben Raybon**'s 39-yarder. Raybon added a 22-yarder just before halftime. It gave Mississippi State an 18-10 lead at the intermission. The Bulldogs ultimately pulled away in the second half as they outscored the Wildcats 21-7 over the final two quarters. Rogers found Williams on touchdown passes in both the third and fourth periods. Williams' first score was a five-yard catch ahead of a four-yarder in the game's final quarter that came on a possession that started via Watson's pick. Ducking put the exclamation point on the victory with a two-yard touchdown reception with just over three minutes to play.

Mississippi State	15	3	7	14	39
Arizona	7	3	7	0	17

1st	12:57	ARI	Michael Wiley 34 yd rush (Tyler Loop kick)
	09:14	MS	Jo'quavius Marks 9 yd rush (Massimo Biscardi kick missed)
	05:27	MS	Caleb Ducking 9 yd pass from Will Rogers (Massimo Biscardi kick missed)
	00:40	MS	Ben Raybon 39 yd field goal
2nd	12:55	ARI	Tyler Loop 43 yd field goal
	00:33	MS	Ben Raybon 22 yd field goal
3rd	10:45	MS	Austin Williams 5 yd pass from Will Rogers (Ben Raybon kick)
	07:37	ARI	J. Cowing 2 yd pass from Jayden de Laura (Tyler Loop kick)
4th	14:17	MS	Austin Williams 4 yd pass from Will Rogers (Ben Raybon kick)
	03:18	MS	Caleb Ducking 2 yd pass from Will Rogers (Ben Raybon kick)

Team Stats

	MS	ARI
FIRST DOWNS	27	19
Rushing	9	3
Passing	15	13
Penalty	3	3
NET YARDS RUSHING	106	40
Rushing Attempts	24	22
Average Per Rush	4.4	1.8
Rushing Touchdowns	1	1
Yards Gained Rushing	125	76
Yards Lost Rushing	19	36
NET YARDS PASSING	320	276
Completions-Attempts-Int	40-49-1	27-54-3
Average Per Attempt	6.5	5.1
Average Per Completion	8.0	10.2
Passing Touchdowns	4	1
TOTAL OFFENSE YARDS	426	316
Total offense plays	74	76
Average Gain Per Play	5.8	4.2
Fumbles: Number-Lost	2-2	0-0
Penalties: Number-Yards	7-80	6-46
PUNTS-YARDS	3-146	4-197
KICKOFFS-YARDS	8-520	4-260
Punt returns: Number-Yards-TD	2-29-0	0-0-0
Kickoff returns: Number-Yards-TD	1-30-0	0-0-0
Interceptions: Number-Yds-TD	3-80-0	1-11-0
Fumble Returns: Number-Yds-TD	0-0-0	1-47-0
Possession Time	36:57	23:03
Third-Down Conversions	5 of 12	4 of 14
Fourth-Down Conversions	1 of 1	1 of 4
Red-Zone Scores-Chances	6-6	1-2
Sacks By: Number-Yards	2-25	2-15
PAT Kicks	3-5	2-2
Field Goals	2-2	1-1
Points off turnovers	13	10



GAME 3

Mississippi State
LSU

16
31

Sept. 17, 2022
Tiger Stadium
Baton Rouge, La.
98,520

MISSISSIPPI STATE

RUSHING	Att.	Gain	Lost	Net	TD	Long	Avg.
Dillon Johnson	7	52	2	50	0	35	7.1
Jo'quavious Marks	9	51	1	50	1	37	5.6
Simeon Price	1	0	3	-3	0	0	(-3.0)
Will Rogers	5	6	28	-22	0	6	(-4.4)

PASSING	Com	Att	Int	Yds	TD	Long	Sacks
Will Rogers	24	42	1	214	1	24	4

RECEIVING	No.	Yds.	TD	Long
Dillon Johnson	5	29	0	10
Rara Thomas	4	67	1	24
Caleb Ducking	4	33	0	16
Lideatrick Griffin	3	32	0	18
Rufus Harvey	3	22	0	18
Jaden Walley	2	16	0	11
Jamire Calvin	2	15	0	9
Jo'quavious Marks	1	0	0	0

PUNTING	No.	Yds.	Avg.	Long	I20	TB
George Georgopoulos	3	135	45.0	50	2	0
Archer Trafford	3	133	44.3	48	2	0

FIELD GOALS	Att.	Made	Long	Kicks
Ben Raybon	1	1	45	Made 45

ALL RETURNS	Punts			Kickoffs			Intercepted		
	No.	Yds.	Lg.	No.	Yds.	Lg.	No.	Yds.	Lg.
Zavion Thomas	2	48	26	0	0	0	0	0	0
Austin Williams	1	-1	0	0	0	0	0	0	0
Lideatrick Griffin	0	0	0	2	64	37	0	0	0

LSU

RUSHING	Att.	Gain	Lost	Net	TD	Long	Avg.
Jayden Daniels	16	107	14	93	1	20	5.8
Armoni Goodwin	9	75	0	75	1	47	8.3
John Emery Jr.	11	32	0	32	0	9	2.9
Josh Williams	1	7	0	7	1	7	7.0
TEAM	1	0	1	-1	0	0	(-1.0)

PASSING	Com	Att	Int	Yds	TD	Long	Sacks
Jayden Daniels	22	37	0	210	1	27	3

RECEIVING	No.	Yds.	TD	Long
Malik Nabers	6	76	0	27
Josh Williams	4	18	0	8
Kayshon Boutte	3	31	0	18
Jaray Jenkins	3	23	1	12
Brian Thomas Jr.	2	22	0	15
John Emery Jr.	2	15	0	10
Armoni Goodwin	1	14	0	14
Mason Taylor	1	11	0	11

PUNTING	No.	Yds.	Avg.	Long	I20	TB
Jay Bramblett	6	269	44.8	55	2	1

FIELD GOALS	Att.	Made	Long	Kicks
Damian Ramos	1	1	35	Made 35

ALL RETURNS	Punts			Kickoffs			Intercepted		
	No.	Yds.	Lg.	No.	Yds.	Lg.	No.	Yds.	Lg.
Gregory Calyton Jr.	1	1	1	0	0	0	0	0	0
Javen Nicholas	0	0	0	1	18	18	0	0	0
Jay Ward	0	0	0	0	0	0	1	19	19

Bulldogs Drop 31-16 Decision At LSU

Mississippi State led for most of the game, but a late LSU surge was key as the Bulldogs fell to the Tigers 31-16. LSU scored three touchdowns in the fourth quarter to turn away State after the Bulldogs led by as many as 13 points over the course of the evening. Mississippi State built a 13-0 advantage courtesy of a pair of first-half scores. **Jo'quavious Marks** had a 37-yard touchdown run in the first quarter and **Rara Thomas** made a highlight-reel catch on a 13-yard pass from **Will Rogers** in the second to give MSU early momentum. State later added a 45-yard field goal from **Ben Raybon** in the third quarter, but it wasn't enough to hold off the Tigers. Marks and **Dillon Johnson** combined for an even 100 rushing yards. Both had runs of more than 30 yards and set new career longs – Johnson with a 35-yard rush and Marks with his 37-yarder. Rogers completed 24 of his 42 passes for 214 yards and a touchdown. He completed passes to eight different receivers. Thomas led the way for Bulldog pass catchers with his 67 yards receiving. Defensively, **Decamerion Richardson** and **Nathaniel Watson** tied for the team lead with 11 tackles apiece. Watson added a sack. **Nathan Pickering** and **Tyrus Wheat** also recorded sacks for State.

Mississippi State	6	7	3	0	16
LSU	0	7	3	21	31

1st	07:30	MS	Jo'quavious Marks 37 yd rush (Ben Raybon kick missed)
2nd	02:14	MS	Rara Thomas 13 yd pass from Will Rogers (Ben Raybon kick)
2nd	00:46	LSU	Jaray Jenkins 8 yd pass from Jayden Daniels (Damian Ramos kick)
3rd	10:56	LSU	Damian Ramos 35 yd field goal
3rd	06:31	MS	Ben Raybon 45 yd field goal
4th	14:11	LSU	Jayden Daniels 3 yd rush (Damian Ramos kick)
4th	06:53	LSU	Josh Williams 7 yd rush (Damian Ramos kick)
4th	04:50	LSU	Armoni Goodwin 47 yd rush (Damian Ramos kick)

Team Stats

	MS	LSU
FIRST DOWNS	15	20
Rushing	6	8
Passing	9	11
Penalty	0	1
NET YARDS RUSHING	75	206
Rushing Attempts	22	38
Average Per Rush	3.4	5.4
Rushing Touchdowns	1	3
Yards Gained Rushing	109	221
Yards Lost Rushing	34	15
NET YARDS PASSING	214	210
Completions-Attempts-Int	24-42-1	22-37-0
Average Per Attempt	5.1	5.7
Average Per Completion	8.9	9.5
Passing Touchdowns	1	1
TOTAL OFFENSE YARDS	289	416
Total offense plays	64	75
Average Gain Per Play	4.5	5.5
Fumbles: Number-Lost	2-1	1-1
Penalties: Number-Yards	3-40	7-39
PUNTS-YARDS	6-268	6-269
KICKOFFS-YARDS	4-258	6-361
Punt returns: Number-Yards-TD	3-47-0	1-1-0
Kickoff returns: Number-Yds-TD	2-64-0	1-18-0
Interceptions: Number-Yds-TD	0-0-0	1-19-0
Fumble Returns: Number-Yds-TD	0-0-0	0-0-0
Possession Time	27:18	32:42
Third-Down Conversions	3 of 14	6 of 15
Fourth-Down Conversions	1 of 4	1 of 2
Red-Zone Scores-Chances	1-1	4-4
Sacks By: Number-Yards	3-12	4-28
PAT Kicks	1-2	4-4
Field Goals	1-1	1-1
Points off turnovers	0	7



GAME 4

Bowling Green Mississippi State

14
45

Sept. 24, 2022
David Wade Stadium
Starkville, Miss.
48,376

MISSISSIPPI STATE

RUSHING	Att.	Gain	Lost	Net	TD	Long	Avg.
Dillon Johnson	4	57	0	57	0	40	14.2
J.J. Jernighan	1	6	0	6	0	6	6.0
Simeon Price	3	4	1	3	0	2	1.0
Sawyer Robertson	1	0	8	-8	0	0	(-8.0)
Will Rogers	2	0	13	-13	0	0	(-6.5)

PASSING	Com	Att	Int	Yds	TD	Long	Sacks
Will Rogers	39	50	0	409	6	32	1
Sawyer Robertson	3	4	0	11	0	7	1

RECEIVING	No.	Yds.	TD	Long
Caleb Ducking	7	96	2	26
Lideatrick Griffin	6	57	1	21
Rufus Harvey	5	51	0	16
Dillon Johnson	4	21	0	13
Jamire Calvin	4	17	1	8
Simeon Price	3	49	1	32
Jaden Walley	3	39	1	22
Scoobie Ford	3	20	0	12
Justin Robinson	2	20	0	11
Austin Williams	2	19	0	13
Antonio Harmon	1	15	0	15
Rara Thomas	1	14	0	14
J.J. Jernighan	1	2	0	2

PUNTING	No.	Yds.	Avg.	Long	I20	TB
George Georgopoulos	3	136	45.3	47	2	1
Archer Trafford	1	43	43.0	43	0	0

FIELD GOALS	Att.	Made	Long	Kicks
Ben Raybon	1	1	53	Made 53

ALL RETURNS	Punts			Kickoffs			Intercepted		
	No.	Yds.	Lg.	No.	Yds.	Lg.	No.	Yds.	Lg.
Zavion Thomas	2	7	5	1	21	21	0	0	0
Lideatrick Griffin	0	0	0	2	70	42	0	0	0
Shawn Preston Jr.	0	0	0	0	0	0	1	20	20

BOWLING GREEN

RUSHING	Att.	Gain	Lost	Net	TD	Long	Avg.
Jaylen Jennings	6	28	0	28	0	8	4.7
Jaison Patterson	7	23	0	23	0	9	3.3
Nick Mosley	5	20	0	20	0	9	4.0
Ta'ron Keith	3	6	1	5	0	5	1.7
PaSean Wimberly	3	10	6	4	0	10	1.3
Camden Orth	5	12	14	-2	0	7	(-0.40)

PASSING	Com	Att	Int	Yds	TD	Long	Sacks
Camden Orth	17	28	1	172	2	31	2

RECEIVING	No.	Yds.	TD	Long
Harold Fannin Jr.	5	49	1	23
Tyrone Broden	2	30	1	25
Odieu Hiliare	2	21	0	19
CJ Lewis	2	11	0	6
Ta'ron Keith	2	6	0	6
Andrew Bench	1	31	0	31
Griffin Little	1	13	0	13
Cavon Croom	1	7	0	7
Jaison Patterson	1	4	0	4

PUNTING	No.	Yds.	Avg.	Long	I20	TB
Sami Sir	8	302	37.8	52	1	0

FIELD GOALS	Att.	Made	Long	Kicks
-- None --				

ALL RETURNS	Punts			Kickoffs			Intercepted		
	No.	Yds.	Lg.	No.	Yds.	Lg.	No.	Yds.	Lg.
Jhaylin Embry	2	8	8	0	0	0	0	0	0
Ta'ron Keith	0	0	0	2	36	18	0	0	0

Bulldogs Roll To 45 -14 Win Over Bowling Green

Mississippi State got off to a fast start and didn't let up as the Bulldogs rolled to a 45-14 victory over Bowling Green at Davis Wade Stadium on Saturday. MSU scored 14 points in the first four minutes of the game, led 17-0 after the first quarter and controlled things from there. Bulldog quarterback **Will Rogers** tied his own single-game school record with six touchdown passes, and five different State targets caught at least one scoring toss to pace the Bulldog offense. **Caleb Ducking** led the way for MSU receivers as he caught seven passes for 96 yards and two touchdowns. **Simeon Price**, **Lideatrick Griffin**, **Jamire Calvin** and **Jaden Walley** also found the end zone on passes from Rogers. In all, 13 different Bulldogs caught passes with eight of those racking up 20 or more yards. **Dillon Johnson** led State on the ground, rushing for 57 yards. Included in that total was a 40-yard run that stands as a career long, as well as the longest rush of the head coach **Mike Leach** era at Mississippi State. Defensively, **Nathaniel Watson** paced MSU with a team-best 10 tackles, including a sack. Overall, the Bulldog defense allowed just 251 yards of offense to the Falcons.

Bowling Green	0	7	0	7	14
Mississippi State	17	14	7	7	45

1st	13:07	MS	Caleb Ducking 22 yd pass from Will Rogers (Ben Raybon kick)
1st	11:01	MS	Simeon Price 32-yd pass from Will Rogers (Ben Raybon kick)
1st	02:59	MS	Ben Raybon 53 yd field goal
2nd	08:55	BGS	Tyrone Broden 25 yd pass from Camden Orth (Mason Lawler kick)
2nd	06:18	MS	Caleb Ducking 26 yd pass from Will Rogers (Ben Raybon kick)
2nd	02:49	MS	Jamire Calvin 2 yd pass from Will Rogers (Ben Raybon kick)
3rd	11:10	MS	Lideatrick Griffin 9 yd pass from Will Rogers (Ben Raybon kick)
4th	14:55	BGS	Harold Fannin Jr. 5 yd pass from Camden Orth (Mason Lawler kick)
4th	11:37	MS	Jaden Walley 8 yd pass from Will Rogers (Ben Raybon kick)

Team Stats

	BGS	MSU
FIRST DOWNS	13	25
Rushing	4	3
Passing	7	21
Penalty	2	1
NET YARDS RUSHING	78	45
Rushing Attempts	29	11
Average Per Rush	2.7	4.1
Rushing Touchdowns	0	0
Yards Gained Rushing	99	67
Yards Lost Rushing	21	22
NET YARDS PASSING	172	420
Completions-Attempts-Int	17-28-1	42-54-0
Average Per Attempt	6.1	7.8
Average Per Completion	10.1	10.0
Passing Touchdowns	2	6
TOTAL OFFENSE YARDS	250	465
Total offense plays	57	65
Average Gain Per Play	4.4	7.2
Fumbles: Number-Lost	2-0	2-0
Penalties: Number-Yards	5-40	3-30
PUNTS-YARDS	8-302	4-179
KICKOFFS-YARDS	3-184	8-517
Punt returns: Number-Yards-TD	2-8-0	2-7-0
Kickoff returns: Number-Yds-TD	2-36-0	3-91-0
Interceptions: Number-Yds-TD	0-0-0	1-20-0
Fumble Returns: Number-Yds-TD	0-0-0	0-0-0
Possession Time	32:48	27:12
Third-Down Conversions	3 of 12	4 of 11
Fourth-Down Conversions	0 of 0	2 of 2
Red-Zone Scores-Chances	1-1	3-3
Sacks By: Number-Yards	2-17	2-13
PAT Kicks	2-2	6-6
Field Goals	0-0	1-1
Points off turnovers	0	0



GAME 5

No. 17 Texas A&M
Mississippi State

24
42

Oct. 1, 2022
David Wade Stadium
Starkville, Miss.
51,930

MISSISSIPPI STATE

RUSHING	Att.	Gain	Lost	Net	TD	Long	Avg.
Dillon Johnson	14	69	1	68	1	16	4.9
Jo'quavious Marks	7	54	0	54	0	26	7.7
Simeon Price	3	23	1	22	0	19	7.3

PASSING	Com	Att	Int	Yds	TD	Long	Sacks
Will Rogers	31	45	0	329	3	75	0

RECEIVING	No.	Yds.	TD	Long
Justin Robinson	6	50	0	18
Rara Thomas	5	134	1	75
Rufus Harvey	5	41	1	16
Dillon Johnson	4	27	0	14
Jo'quavious Marks	4	20	0	7
Lideatrick Griffin	3	29	0	27
Caleb Ducking	3	14	1	7
Austin Williams	1	14	0	14

PUNTING	No.	Yds.	Avg.	Long	I20	TB
George Georgopoulos	2	73	36.5	38	1	0
Archer Trafford	1	34	34.0	34	1	0

FIELD GOALS	Att.	Made	Long	Kicks
Ben Raybon	1	0	--	Missed 39

ALL RETURNS	Punts			Kickoffs			Intercepted		
	No.	Yds.	Lg.	No.	Yds.	Lg.	No.	Yds.	Lg.
Zavion Thomas	1	5	5	0	0	0	0	0	0
Lideatrick Griffin	0	0	0	1	15	15	0	0	0
Emmanuel Forbes	0	0	0	0	0	0	2	33	33

TEXAS A&M

RUSHING	Att.	Gain	Lost	Net	TD	Long	Avg.
Devon Achane	16	116	5	111	0	20	6.9
LJ Johnson, Jr.	3	25	0	25	1	14	8.3
Haynes King	2	14	0	14	1	10	7.0
Le'Veon Moss	1	2	0	2	0	2	2.0
Evan Stewart	1	0	1	-1	0	0	[-1.0]
Max Johnson	8	17	32	-15	0	7	[-1.9]

PASSING	Com	Att	Int	Yds	TD	Long	Sacks
Max Johnson	19	26	0	203	1	36	4
Haynes King	6	13	2	49	0	26	0

RECEIVING	No.	Yds.	TD	Long
Moose Muhammad III	6	119	1	36
Devon Achane	6	21	0	9
Evan Stewart	5	56	0	26
Chris Marshall	4	27	0	12
Donovan Green	2	19	0	15
Devin Price	2	10	0	5

PUNTING	No.	Yds.	Avg.	Long	I20	TB
Nik Constantinou	3	118	39.3	40	2	0

FIELD GOALS	Att.	Made	Long	Kicks
Randy Bond	2	1	24	Made 24, Blocked 44

ALL RETURNS	Punts			Kickoffs			Intercepted		
	No.	Yds.	Lg.	No.	Yds.	Lg.	No.	Yds.	Lg.
Moose Muhammad III	2	22	20	0	0	0	0	0	0
Devon Achane	0	0	0	3	76	42	0	0	0
Jalen Preston	0	0	0	2	41	21	0	0	0

Dawgs Dominant In 42-24 Win Over No. 17 Aggies

Mississippi State excelled on both sides of the football as the Bulldogs took down No. 17 Texas A&M by a score of 42-24 at Davis Wade Stadium. MSU racked up 473 yards of total offense and State forced four turnovers to pave the way to another upset win over the Aggies. State has played a ranked A&M team five times since the Aggies joined the Southeastern Conference in 2012 and the Bulldogs have claimed victory in four of those five meetings. State ran for 144 yards – the team's second-highest single-game rushing yardage total in the **Mike Leach** era – and **Will Rogers** had his 17th career game with 300 or more yards passing. Receiver **Rara Thomas** had a banner day catching the football, setting a new career high with 134 receiving yards, as well as hauling in a career long 75-yard touchdown pass. **Decamerion Richardson** and **Jett Johnson** tied for the team lead with nine tackles each. The Bulldogs also recorded four sacks. The State defensive effort laid the foundation for the victory. The Bulldogs held the Aggies scoreless in the first half and MSU took a 14-0 lead into the locker room at the intermission. State led by at least 11 points the rest of the way and put the game away with multiple big second-half plays including a blocked field goal returned 50 yards for a score, the 75-yard touchdown pass to Thomas and a 33-yard pick-six from **Emmanuel Forbes**, who notched two interceptions in the game.

No. 17 Texas A&M	0	0	10	14	24
Mississippi State	0	14	7	21	42

2nd	06:10	MS	Caleb Ducking 5 yd pass from Will Rogers (Ben Raybon kick)
2nd	00:58	MS	Rufus Harvey 4 yd pass from Will Rogers (Ben Raybon kick)
3rd	08:49	TAM	Randy Bond 24 yd field goal
3rd	05:02	MS	Decamerion Richardson 50 yd blocked field goal return (Ben Raybon kick)
3rd	02:35	TAM	Moose Muhammad III 18 yd pass from Max Johnson (Randy Bond kick)
4th	12:42	MS	Dillon Johnson 1 yd rush (Ben Raybon kick)
4th	07:14	TAM	Haynes King 4 yd rush (Randy Bond kick)
4th	07:03	MS	Rara Thomas 75 yd pass from Will Rogers (Ben Raybon kick)
4th	03:29	MS	Emmanuel Forbes 33 yd interception return (Ben Raybon kick)
4th	01:34	TAM	LJ Johnson, Jr. 1 yd rush (Randy Bond kick)

Team Stats

	TAM	MSU
FIRST DOWNS	27	22
Rushing	11	6
Passing	9	15
Penalty	7	1
NET YARDS RUSHING	136	144
Rushing Attempts	31	24
Average Per Rush	4.4	6.0
Rushing Touchdowns	2	1
Yards Gained Rushing	174	146
Yards Lost Rushing	38	2
NET YARDS PASSING	252	329
Completions-Attempts-Int	25-39-2	31-45-0
Average Per Attempt	6.5	7.3
Average Per Completion	10.1	10.6
Passing Touchdowns	1	3
TOTAL OFFENSE YARDS	388	473
Total offense plays	70	69
Average Gain Per Play	5.5	6.9
Fumbles: Number-Lost	3-2	1-1
Penalties: Number-Yards	3-24	13-138
PUNTS-YARDS	3-118	3-107
KICKOFFS-YARDS	4-248	7-450
Punt returns: Number-Yards-TD	2-22-0	1-5-0
Kickoff returns: Number-Yds-TD	5-117-0	1-15-0
Interceptions: Number-Yds-TD	0-0-0	2-33-1
Fumble Returns: Number-Yds-TD	1-9-0	1-6-0
Possession Time	31:12	28:48
Third-Down Conversions	2 of 9	5 of 11
Fourth-Down Conversions	1 of 2	2 of 2
Red-Zone Scores-Chances	4-6	3-3
Sacks By: Number-Yards	0-0	4-32
PAT Kicks	3-3	6-6
Field Goals	1-2	0-1
Points off turnovers	0	14



GAME 6

Arkansas 17
No. 23 Mississippi State 40

Oct. 8, 2022
David Wade Stadium
Starkville, Miss.
57,849

MISSISSIPPI STATE

RUSHING	Att.	Gain	Lost	Net	TD	Long	Avg.
Dillon Johnson	16	89	0	89	2	30	5.6
Jo'quavious Marks	16	52	0	52	1	7	3.2
J.J. Jernighan	3	13	0	13	0	7	4.3
Simeon Price	1	8	0	8	0	8	8.0

PASSING	Com	Att	Int	Yds	TD	Long	Sacks
Will Rogers	32	49	0	406	3	38	0

RECEIVING	No.	Yds.	TD	Long
Jo'quavious Marks	11	80	0	16
Caleb Ducking	4	50	1	33
Dillon Johnson	3	60	0	38
Rufus Harvey	3	42	0	20
Austin Williams	3	42	1	20
Jordan Mosley	2	43	0	28
Jaden Walley	2	27	1	22
Lideatrick Griffin	1	33	0	33
Justin Robinson	1	11	0	11
Scoobie Ford	1	9	0	9
Rara Thomas	1	9	0	9

PUNTING	No.	Yds.	Avg.	Long	I20	TB
Archer Trafford	2	87	43.5	46	1	0
George Georgopoulos	1	44	44.0	44	0	0

FIELD GOALS	Att.	Made	Long	Kicks
Ben Raybon	1	0	--	Missed 40

ALL RETURNS	Punts			Kickoffs			Intercepted		
	No.	Yds.	Lg.	No.	Yds.	Lg.	No.	Yds.	Lg.
Zavion Thomas	2	7	12	0	0	0	0	0	0
Lideatrick Griffin	0	0	0	2	64	33	0	0	0
Jackie Matthews	0	0	0	0	0	0	1	7	7
Emmanuel Forbes	0	0	0	0	0	0	1	0	0

ARKANSAS

RUSHING	Att.	Gain	Lost	Net	TD	Long	Avg.
Malik Hornsby	8	116	2	114	0	52	14.2
Raheim Sanders	20	86	0	86	1	12	4.3
Rashod Dubinion	7	30	2	28	0	12	4.0
AJ Green	6	14	0	14	0	5	2.3
Jadon Haselwood	1	8	0	8	0	8	8.0
Dominique Johnson	1	0	0	0	0	0	0.0
Cade Fortin	1	0	9	(-9)	0	0	(-9.0)

PASSING	Com	Att	Int	Yds	TD	Long	Sacks
Malik Hornsby	8	17	2	234	1	68	1
Cade Fortin	2	6	0	8	0	6	1

RECEIVING	No.	Yds.	TD	Long
Raheim Sanders	4	49	0	23
Jadon Haselwood	3	113	0	68
Bryce Stephens	2	59	1	54
Ketron Jackson Jr.	1	21	0	21

PUNTING	No.	Yds.	Avg.	Long	I20	TB
Reid Bauer	3	139	46.3	53	1	0
Max Fletcher	1	25	25.0	25	0	0

FIELD GOALS	Att.	Made	Long	Kicks
Cam Little	1	1	51	Good 51

ALL RETURNS	Punts			Kickoffs			Intercepted		
	No.	Yds.	Lg.	No.	Yds.	Lg.	No.	Yds.	Lg.
Bryce Stephens	1	-3	0	0	0	0	0	0	0
AJ Green	0	0	0	1	(-2)	1	0	0	0

No. 23 Bulldogs Top Arkansas for Third Straight Win

No. 23 Mississippi State picked up its third consecutive win with a convincing 40-17 victory over Arkansas. The Bulldogs struck early with a pair of first-quarter touchdowns, scored the game's first 21 points and led by at least two scores for most of the day. MSU quarterback **Will Rogers** threw for 395 yards and three touchdowns. Along the way, the junior signal caller also set a new Southeastern Conference career record for completions. While Rogers' had a big day through the air, running back **Dillon Johnson** paced State on the ground. Johnson finished with 89 yards and found the end zone twice. The Bulldogs also finished with their highest single-game team rushing total of the Leach era with 173 yards. Defensively, **Jett Johnson** led the Bulldogs with 11 tackles. **Tyrus Wheat** and **Jack Harris** both had sacks, while **Jackie Matthews** and **Emmanuel Forbes** each had interceptions.

Arkansas	0	10	7	0	17
No. 23 Mississippi State	14	7	13	6	40

1st	11:15	MS	Dillon Johnson 1 yd rush (Raybon kick)
1st	04:10	MS	Jaden Walley 5 yd pass from Will Rogers (Raybon kick)
2nd	09:03	MS	Austin Williams 10 yd pass from Will Rogers (Raybon kick)
2nd	05:56	ARK	Cam Little 51 yd field goal
2nd	01:11	ARK	Raheim Sanders 3 yd rush (Little kick)
3rd	11:16	MS	Caleb Ducking 33 yd pass from Will Rogers (Trafford rush failed)
3rd	03:33	ARK	Bryce Stephens 54 yd pass from Malik Hornsby (Little kick)
3rd	00:54	MS	Dillon Johnson 30 yd rush (Raybon kick)
4th	10:28	MS	Jo'quavious Marks 2 yd rush (Raybon kick)

Team Stats

	ARK	MSU
FIRST DOWNS	18	33
Rushing	11	10
Passing	7	17
Penalty	0	6
NET YARDS RUSHING	241	162
Rushing Attempts	44	36
Average Per Rush	5.5	4.5
Rushing Touchdowns	1	3
Yards Gained Rushing	254	162
Yards Lost Rushing	13	0
NET YARDS PASSING	242	406
Completions-Attempts-Int	10-23-2	32-49-0
Average Per Attempt	10.5	8.3
Average Per Completion	24.2	12.7
Passing Touchdowns	1	3
TOTAL OFFENSE YARDS	483	568
Total offense plays	67	85
Average Gain Per Play	7.2	6.7
Fumbles: Number-Lost	1-0	0-0
Penalties: Number-Yards	10-84	4-45
PUNTS-YARDS	4-164	3-131
KICKOFFS-YARDS	4-253	7-452
Punt returns: Number-Yards-TD	1--3-0	2-7-0
Kickoff returns: Number-Yds-TD	1--2-0	2-64-0
Interceptions: Number-Yds-TD	0-0-0	2-7-0
Fumble Returns: Number-Yds-TD	0-0-0	0-0-0
Possession Time	24:19	35:41
Third-Down Conversions	8 of 16	5 of 13
Fourth-Down Conversions	0 of 3	3 of 4
Red-Zone Scores-Chances	1-3	4-4
Sacks By: Number-Yards	0-0	2-11
PAT Kicks	2-2	4-5
Field Goals	1-1	0-1
Points off turnovers	0	6



GAME 7

No. 16 Mississippi State 17 No. 22 Kentucky 27

Oct. 15, 2022
Kroger Field
Lexington, Ky.
61,451

MISSISSIPPI STATE

RUSHING	Att.	Gain	Lost	Net	TD	Long	Avg.
Dillon Johnson	2	16	0	16	0	16	8.0
Jo'quavious Marks	5	15	1	14	0	7	2.8
TEAM	1	0	0	0	0	0	0.0
Will Rogers	2	2	10	-8	0	2	[-4.0]

PASSING	Com	Att	Int	Yds	TD	Long	Sacks
Will Rogers	25	37	1	203	1	30	1

RECEIVING	No.	Yds.	TD	Long
Jo'quavious Marks	7	60	0	19
Caleb Ducking	5	32	0	12
Austin Williams	3	34	1	24
Dillon Johnson	3	5	0	6
Jaden Walley	2	32	0	30
Simeon Price	2	10	0	6
Rara Thomas	1	15	0	15
Lideatrick Griffin	1	10	0	10
Rufus Harvey	1	5	0	5

PUNTING	No.	Yds.	Avg.	Long	I20	TB
George Georgopoulos	2	45	22.5	41	0	0
Archer Trafford	2	101	50.5	56	0	1

FIELD GOALS	Att.	Made	Long	Kicks
Massimo Biscardi	1	1	48	Good 48

ALL RETURNS	Punts			Kickoffs			Intercepted		
	No.	Yds.	Lg.	No.	Yds.	Lg.	No.	Yds.	Lg.
Lideatrick Griffin	0	0	0	1	32	32	0	0	0
Emmanuel Forbes	0	0	0	0	0	0	1	59	59

KENTUCKY

RUSHING	Att.	Gain	Lost	Net	TD	Long	Avg.
Christopher Rodriguez Jr.	31	200	3	197	2	47	6.4
JuTahn McClain	9	30	0	30	0	15	3.3
Will Lewis	4	12	5	7	0	6	1.8
Kavosiey Smoke	2	6	0	6	0	6	3.0
TEAM	2	0	1	-1	0	0	[-0.5]

PASSING	Com	Att	Int	Yds	TD	Long	Sacks
Will Lewis	17	23	1	230	1	50	1
Kaiya Sheron	2	2	0	9	0	7	0

RECEIVING	No.	Yds.	TD	Long
Barion Brown	7	62	0	33
Rahsaan Lewis	4	42	1	21
JuTahn McClain	3	48	0	31
Dekel Crowdus	1	50	0	50
Dane Key	1	31	0	31
Chauncey Magwood	1	4	0	4
Jordan Dingle	1	2	0	2
Christopher Rodriguez Jr.	1	0	0	0

PUNTING	No.	Yds.	Avg.	Long	I20	TB
Colin Goodfellow	1	42	42.0	42	1	0

FIELD GOALS	Att.	Made	Long	Kicks
Matt Ruffolo	3	2	37	Missed 51, Made 28, Made 37

ALL RETURNS	Punts			Kickoffs			Intercepted		
	No.	Yds.	Lg.	No.	Yds.	Lg.	No.	Yds.	Lg.
Barion Brown	2	8	5	1	17	17	0	0	0
AJ Green	0	0	0	0	0	0	1	8	8

No. 16 Bulldogs Come Up Short At No. 22 Kentucky

Despite a couple of individual career achievements, No. 16 Mississippi State fell to No. 22 Kentucky by a score of 27-17 on Saturday night at Kroger Field. Bulldog quarterback **Will Rogers** tied Dak Prescott's MSU record with the 70th touchdown pass of his career, and State cornerback **Emmanuel Forbes** tied the Southeastern Conference record with his fifth career pick-six, but it wasn't enough for the Dawgs. After the first two quarters were dominated by defense, Kentucky ultimately gained the edge in a back-and-forth second half. State and Kentucky traded field goals in the game's first 30 minutes. **Massimo Biscardi** gave the Bulldogs a second-quarter lead with his 48-yarder before the Wildcats tied things with a 28-yarder just before halftime. The Wildcats hit another field goal to take an early third-quarter lead. It didn't last long though as Rogers not only tied Prescott's career touchdown pass mark, he put the Dawgs in front on a one-yard scoring toss to **Austin Williams**. At that point, MSU held a 10-6 lead, but Kentucky scored the game's next 14 points to take control. Forbes served as a spark plug for a possible Bulldog comeback when he returned an interception 59 yards to the end zone to pull State back within three points midway through the fourth quarter. However, the MSU momentum wouldn't last. Kentucky capped the scoring with a touchdown with 5:30 left and State didn't answer.

No. 16 Mississippi State	0	3	7	7	17
No. 22 Kentucky	0	3	10	14	27

2nd	08:26	MS	Massimo Biscardi 48 yd field goal
2nd	00:04	UK	Matt Ruffolo 28 yd field goal
3rd	11:34	UK	Matt Ruffolo 37 yd field goal
3rd	04:10	MS	Austin Williams 1 yd pass from Will Rogers (Biscardi kick)
4th	11:43	UK	Rahsaan Lewis 3 yd pass from Will Lewis (Ruffolo kick)
4th	08:33	MS	Emmanuel Forbes 59 yd interception return (Biscardi kick)
4th	05:30	UK	Christopher Rodriguez Jr. 7 yd rush (Ruffolo kick)

Team Stats

	MSU	UK
FIRST DOWNS	13	24
Rushing	1	14
Passing	10	5
Penalty	2	5
NET YARDS RUSHING	22	239
Rushing Attempts	10	48
Average Per Rush	2.2	5.0
Rushing Touchdowns	0	2
Yards Gained Rushing	33	248
Yards Lost Rushing	11	9
NET YARDS PASSING	203	239
Completions-Attempts-Int	25-37-1	19-25-1
Average Per Attempt	5.5	9.6
Average Per Completion	8.1	12.6
Passing Touchdowns	1	1
TOTAL OFFENSE YARDS	225	478
Total offense plays	47	73
Average Gain Per Play	4.8	6.5
Fumbles: Number-Lost	0-0	1-1
Penalties: Number-Yards	13-109	11-84
PUNTS-YARDS	4-146	1-42
KICKOFFS-YARDS	4-253	6-390
Punt returns: Number-Yards-TD	0-0-0	2-8-0
Kickoff returns: Number-Yds-TD	1-32-0	1-17-0
Interceptions: Number-Yds-TD	1-59-1	1-8-0
Fumble Returns: Number-Yds-TD	0-0-0	0-0-0
Possession Time	20:38	39:22
Third-Down Conversions	3 of 11	6 of 15
Fourth-Down Conversions	1 of 2	4 of 5
Red-Zone Scores-Chances	1-1	5-6
Sacks By: Number-Yards	1-5	1-10
PAT Kicks	2-2	3-3
Field Goals	1-1	2-3
Points off turnovers	7	0



GAME 8

No. 24 Mississippi State 6

No. 6 Alabama 30

Oct. 22, 2022
Bryant-Denny Stadium
Tuscaloosa, Ala.
100,007

MISSISSIPPI STATE

RUSHING	Att.	Gain	Lost	Net	TD	Long	Avg.
Jo'quavious Marks	13	53	0	53	1	7	4.1
Simeon Price	8	37	1	36	0	12	4.5
Will Rogers	5	3	30	-27	0	3	[-5.4]

PASSING	Com	Att	Int	Yds	TD	Long	Sacks
Will Rogers	30	60	0	231	0	21	4
TEAM	0	1	0	0	0	0	0

RECEIVING	No.	Yds.	TD	Long
Rara Thomas	8	73	0	20
Rufus Harvey	5	34	0	10
Simeon Price	4	11	0	9
Austin Williams	3	46	0	21
Jaden Walley	3	13	0	5
Lideatrick Griffin	2	24	0	12
Caleb Ducking	2	11	0	6
Jo'quavious Marks	2	0	0	0
Justin Robinson	1	19	0	19

PUNTING	No.	Yds.	Avg.	Long	I20	TB
George Georgopoulos	4	167	41.8	44	0	0
Archer Trafford	2	76	38.0	60	1	0

FIELD GOALS	Att.	Made	Long	Kicks
Massimo Biscardi	1	0	43	Missed 43

ALL RETURNS	Punts			Kickoffs			Intercepted		
	No.	Yds.	Lg.	No.	Yds.	Lg.	No.	Yds.	Lg.
Zavion Thomas	1	3	3	0	0	0	0	0	0
Lideatrick Griffin	0	0	0	2	42	28	0	0	0
Simeon Price	0	0	0	2	55	32	0	0	0

ALABAMA

RUSHING	Att.	Gain	Lost	Net	TD	Long	Avg.
Jahmyr Gibbs	10	47	10	37	1	19	3.7
Jase McClellan	6	13	4	9	0	5	1.5
Roydell Williams	6	8	1	7	0	3	1.2
TEAM	1	0	11	-11	0	0	[-11.0]
Bryce Young	4	2	15	-13	0	2	[-3.2]

PASSING	Com	Att	Int	Yds	TD	Long	Sacks
Bryce Young	21	35	0	249	2	40	2
Jalen Milroe	1	2	0	12	0	12	0

RECEIVING	No.	Yds.	TD	Long
Jahmyr Gibbs	4	33	0	13
Ja'Corey Brooks	3	74	0	40
JoJo Earle	3	38	1	31
Jermaine Burton	2	40	0	23
Traeshon Holden	2	23	1	17
Roydell Williams	2	10	0	6
Kobe Prentice	2	1	0	3
Tyler Harrell	1	12	0	12
Jase McClellan	1	11	0	11
Cameron Latu	1	11	0	11
Isaiah Bond	1	8	0	8

PUNTING	No.	Yds.	Avg.	Long	I20	TB
James Burnip	6	222	37.0	50	3	0

FIELD GOALS	Att.	Made	Long	Kicks
Will Reichard	3	3	50	Made 50, Made 33, Made 38

ALL RETURNS	Punts			Kickoffs			Intercepted		
	No.	Yds.	Lg.	No.	Yds.	Lg.	No.	Yds.	Lg.
-- None --									

No. 24 Bulldogs Fall At No. 6 Alabama

Mississippi State held the Alabama offense to its lowest yardage output all season long, but the No. 24 Bulldogs ultimately fell to the No. 6 Crimson Tide by a score of 30-6. State limited Alabama to just 290 yards of total offense, 84 yards less than the Crimson Tide's previous season low of 374 yards. Alabama entered the game averaging 513.3 yards per game. The Bulldog offense also outgained the Tide. Led by 231 passing yards from **Will Rogers** and 53 yards on the ground from **Jo'quavious Marks**, MSU totaled 293 yards to Alabama's 290. Marks also accounted for State's lone score as he notched a one-yard touchdown run as time expired. Alabama scored the game's first 30 points, taking a 24-0 lead by halftime and adding on a pair of fourth-quarter field goals.

No. 24 Mississippi State	0	0	0	6	6
No. 6 Alabama	7	17	0	6	30

1st	03:57	UA	JoJo Earle 31 yd pass from Bryce Young (Reichard kick)
2nd	11:38	UA	Jahmyr Gibbs 19 yd rush (Reichard kick)
2nd	08:19	UA	Traeshon Holden 6 yd pass from Bryce Young (Reichard kick)
2nd	02:54	UA	Will Reichard 50 yd field goal
4th	14:49	UA	Will Reichard 33 yd field goal
4th	09:13	UA	Will Reichard 38 yd field goal
4th	00:00	MS	Jo'quavious Marks 1 yd rush

Team Stats

	MSU	UA
FIRST DOWNS	20	21
Rushing	7	4
Passing	11	12
Penalty	2	5
NET YARDS RUSHING	62	29
Rushing Attempts	26	27
Average Per Rush	2.4	1.1
Rushing Touchdowns	1	1
Yards Gained Rushing	93	70
Yards Lost Rushing	31	41
NET YARDS PASSING	231	261
Completions-Attempts-Int	30-61-0	22-37-0
Average Per Attempt	3.8	7.1
Average Per Completion	7.7	11.9
Passing Touchdowns	0	2
TOTAL OFFENSE YARDS	293	290
Total offense plays	87	64
Average Gain Per Play	3.4	4.5
Fumbles: Number-Lost	1-1	3-0
Penalties: Number-Yards	10-100	3-20
PUNTS-YARDS	6-243	6-222
KICKOFFS-YARDS	1-65	7-424
Punt returns: Number-Yards-TD	1-3-0	0-0-0
Kickoff returns: Number-Yds-TD	4-97-0	0-0-0
Interceptions: Number-Yds-TD	0-0-0	0-0-0
Fumble Returns: Number-Yds-TD	0-0-0	0-0-0
Possession Time	30:29	29:31
Third-Down Conversions	7 of 22	8 of 17
Fourth-Down Conversions	3 of 6	0 of 0
Red-Zone Scores-Chances	1-2	4-4
Sacks By: Number-Yards	2-15	4-30
PAT Kicks	0-0	3-3
Field Goals	0-1	3-3
Points off turnovers	0	3



GAME 9

Auburn 33
Mississippi State 39

Nov. 5, 2022
Davis Wade Stadium
Starkville, Miss.
57,769

MISSISSIPPI STATE

RUSHING	Att.	Gain	Lost	Net	TD	Long	Avg.
Jo'quavious Marks	7	46	1	45	1	14	6.4
Dillon Johnson	3	3	4	-1	0	3	[-0.3]
George Georgopoulos	1	0	11	-11	0	0	[-11.0]
Will Rogers	7	18	38	-20	0	15	[-2.9]

PASSING	Com	Att	Int	Yds	TD	Long	Sacks
Will Rogers	42	59	1	357	3	57	5
TEAM	0	3	0	0	0	0	0

RECEIVING	No.	Yds.	TD	Long
Rara Thomas	6	84	2	33
Austin Williams	6	37	0	9
Rufus Harvey	5	46	0	16
Dillon Johnson	5	5	0	3
Jaden Walley	4	41	0	17
Justin Robinson	4	31	0	11
Jo'quavious Marks	4	4	0	4
Lideatrick Griffin	2	58	0	57
Caleb Ducking	2	31	1	18
Scoobie Ford	2	13	0	9
Simeon Price	2	7	0	5

PUNTING	No.	Yds.	Avg.	Long	I20	TB
George Georgopoulos	3	107	35.7	41	0	0
Archer Trafford	2	53	26.5	40	1	0

FIELD GOALS	Att.	Made	Long	Kicks
Massimo Biscardi	3	2	44	Made 28, Made 44, Missed 56

ALL RETURNS	Punts			Kickoffs			Intercepted		
	No.	Yds.	Lg.	No.	Yds.	Lg.	No.	Yds.	Lg.
Lideatrick Griffin	1	-3	0	3	144	92	0	0	0
Simeon Price	0	0	0	3	35	17	0	0	0

AUBURN

RUSHING	Att.	Gain	Lost	Net	TD	Long	Avg.
Robby Ashford	18	129	21	108	2	20	6.0
Tank Bigsby	13	98	9	89	1	41	6.8
Jarquez Hunter	12	54	0	54	1	11	4.5
Damarri Alston	1	7	0	7	0	7	7.0
Ja'Varrius Johnson	1	0	1	-1	0	0	[-1.0]
Dazalin Worsham	1	0	1	-1	0	0	[-1.0]

PASSING	Com	Att	Int	Yds	TD	Long	Sacks
Robby Ashford	7	22	0	75	0	29	4

RECEIVING	No.	Yds.	TD	Long
Koy Moore	3	23	0	17
Camden Brown	2	14	0	9
Ja'Varrius Johnson	1	29	0	29
Tank Bigsby	1	9	0	9

PUNTING	No.	Yds.	Avg.	Long	I20	TB
Oscar Chapman	7	308	44.0	51	1	0

FIELD GOALS	Att.	Made	Long	Kicks
Anders Carlson	3	2	42	Made 27, Made 42, Missed 38

ALL RETURNS	Punts			Kickoffs			Intercepted		
	No.	Yds.	Lg.	No.	Yds.	Lg.	No.	Yds.	Lg.
Dazalin Worsham	1	5	5	0	0	0	0	0	0
Jarquez Hunter	0	0	0	2	59	31	0	0	0
Sean Jackson	0	0	0	1	2	2	0	0	0
Jaylin Simpson	0	0	0	0	0	0	1	17	17

MSU Gets Bowl Eligible With OT Win Over Auburn

After playing a postseason game in each of the last 12 seasons, Mississippi State is bowl eligible once again following a 39-33 overtime victory over Auburn on Saturday at Davis Wade Stadium. **Jo'quavious Marks** punched in the game-winning score for the Bulldogs with a five-yard run in the extra period. Marks' touchdown put a lid on a wild night in Starkville. Mississippi State controlled the game in its early stages. The Bulldogs built a 24-3 lead for themselves by the middle of the second quarter and were ahead 24-6 at halftime. State shined in all phases in the first half. Offensively, quarterback **Will Rogers** became the MSU career leader in both touchdown passes and passing yardage to help State pad its advantage. **Lideatrick Griffin** notched his second career kickoff return for a touchdown as MSU pulled away. However, Auburn scored 22 unanswered points and took a 25-24 lead with 6:36 left in regulation. The two teams then traded touchdowns down the stretch with the Tigers also converting a two-point conversion to go up 33-30 with 1:05 left on the clock in the fourth quarter. Mississippi State responded as the Bulldogs tied the game with one second left on a 44-yard field goal by **Massimo Biscardi**. Then in overtime, the MSU defense forced an Auburn field goal try which the Tigers missed and Marks ended the game with his touchdown run on the Bulldogs' ensuing drive.

	Auburn	MSU	Time	Play		
1st	0	6	13	14	0	33
Mississippi State	10	14	0	9	6	39
1st	12:26	MS	Massimo Biscardi 28 yd field goal			
1st	09:16	MS	Caleb Ducking 13 yd pass from Will Rogers (Biscardi kick)			
2nd	14:11	MS	Rara Thomas 22 yd pass from Will Rogers (Biscardi kick)			
2nd	08:27	AU	Anders Carlson 27 yd field goal			
2nd	08:12	MS	Lideatrick Griffin 92 yd kickoff return (Biscardi kick)			
2nd	04:05	AU	Anders Carlson 42 yd field goal			
3rd	10:18	AU	Robby Ashford 20 yd rush (Shenker pass from Ashford failed)			
3rd	04:18	AU	Robby Ashford 18 yd rush (Carlson kick)			
4th	06:36	AU	Tank Bigsby 41 yd rush (Pass from Ashford failed)			
4th	03:49	MS	Rara Thomas 33 yd pass from Will Rogers (Thomas pass from Rogers failed)			
4th	01:05	MS	Jarquez Hunter 8 yd rush (Ashford run)			
4th	00:29	MS	Massimo Biscardi 44 yd field goal			
OT1	00:00	MS	Jo'quavious Marks 5 yd rush			

Team Stats

	AU	MSU
FIRST DOWNS	14	21
Rushing	10	4
Passing	3	15
Penalty	1	2
NET YARDS RUSHING	256	13
Rushing Attempts	46	18
Average Per Rush	5.6	0.7
Rushing Touchdowns	4	1
Yards Gained Rushing	288	67
Yards Lost Rushing	32	54
NET YARDS PASSING	75	357
Completions-Attempts-Int	7-22-0	42-62-1
Average Per Attempt	3.4	5.8
Average Per Completion	10.7	8.5
Passing Touchdowns	0	3
TOTAL OFFENSE YARDS	331	370
Total offense plays	68	80
Average Gain Per Play	4.9	4.6
Fumbles: Number-Lost	1-1	5-2
Penalties: Number-Yards	14-115	5-35
PUNTS-YARDS	7-308	5-160
KICKOFFS-YARDS	7-343	7-396
Punt returns: Number-Yards-TD	1-5-0	1--3-0
Kickoff returns: Number-Yds-TD	3-61-0	6-179-1
Interceptions: Number-Yds-TD	1-17-0	0-0-0
Fumble Returns: Number-Yds-TD	1-7-0	0-0-0
Possession Time	32:07	27:53
Third-Down Conversions	6 of 18	4 of 16
Fourth-Down Conversions	0 of 2	1 of 2
Red-Zone Scores-Chances	5-6	3-3
Sacks By: Number-Yards	5-38	4-21
PAT Kicks	1-1	3-3
Field Goals	2-3	2-3
Points off turnovers	0	0



GAME 10

No. 1 Georgia
Mississippi State45
19Nov. 12, 2022
Davis Wade Stadium
Starkville, Miss.
60,352

MISSISSIPPI STATE

RUSHING	Att.	Gain	Lost	Net	TD	Long	Avg.
Jo'quavious Marks	7	41	0	41	0	14	5.9
Dillon Johnson	6	9	0	9	0	3	1.5
Simeon Price	1	4	0	4	0	4	4.0
Will Rogers	1	0	7	-7	0	0	[-7.0]

PASSING	Com	Att	Int	Yds	TD	Long	Sacks
Will Rogers	29	51	0	261	1	47	1
TEAM	0	1	0	0	0	0	0

RECEIVING	No.	Yds.	TD	Long
Rufus Harvey	6	64	1	36
Lideatrick Griffin	4	26	0	11
Jo'quavious Marks	4	19	0	8
Dillon Johnson	4	19	0	16
Jaden Walley	3	52	0	47
Rara Thomas	2	23	0	24
Caleb Ducking	2	20	0	13
Justin Robinson	2	18	0	12
Austin Williams	2	10	0	9

PUNTING	No.	Yds.	Avg.	Long	I20	TB
George Georgopoulos	5	182	36.4	46	1	0

FIELD GOALS	Att.	Made	Long	Kicks
Massimo Biscardi	2	2	36	Made 25, Made 36

ALL RETURNS	Punts			Kickoffs			Intercepted		
	No.	Yds.	Lg.	No.	Yds.	Lg.	No.	Yds.	Lg.
Zavion Thomas	2	71	63	0	0	0	0	0	0
Simeon Price	0	0	0	1	9	9	0	0	0
Lideatrick Griffin	0	0	0	3	63	30	0	0	0
Collin Duncan	0	0	0	0	0	0	1	13	13
Tyrus Wheat	0	0	0	0	0	0	1	0	0

GEORGIA

RUSHING	Att.	Gain	Lost	Net	TD	Long	Avg.
Ladd McConkey	1	70	0	70	1	70	70.0
Kenny McIntosh	13	44	3	41	0	12	3.2
Kendall Milton	5	41	0	41	1	34	8.2
Stetson Bennett	6	14	0	14	1	5	2.3
Daijun Edwards	6	13	2	11	0	6	1.8
Branson Robinson	2	3	1	2	0	3	1.0

PASSING	Com	Att	Int	Yds	TD	Long	Sacks
Stetson Bennett	25	37	2	289	3	30	0

RECEIVING	No.	Yds.	TD	Long
Ladd McConkey	5	71	1	28
Darnell Washington	5	60	1	30
Brock Bowers	5	41	1	15
Kearis Jackson	4	69	0	30
Marcus Rosemy-Jacksaint	3	29	0	12
Daijun Edwards	2	18	0	15
Dillon Bell	1	1	0	1

PUNTING	No.	Yds.	Avg.	Long	I20	TB
Brett Thorson	3	143	47.7	62	0	0

FIELD GOALS	Att.	Made	Long	Kicks
Jack Podlesny	1	1	28	Made 28

ALL RETURNS	Punts			Kickoffs			Intercepted		
	No.	Yds.	Lg.	No.	Yds.	Lg.	No.	Yds.	Lg.
Kearis Jackson	0	0	0	1	19	19	0	0	0
Mykel Williams	0	0	0	1	0	0	0	0	0

State falls to No. 1 Georgia

An electric, 63-yard punt return for a touchdown by **Zavion Thomas** sent Mississippi State into the locker room at halftime with loads of momentum, but No. 1 Georgia ultimately pulled away after the intermission as MSU fell 45-19 at Davis Wade Stadium on Saturday. Thomas' punt return pulled State to within a score at 17-12 in the waning moments of the second quarter. However, Georgia scored 28 of the game's next 35 points to defeat MSU. State still had several big moments in the loss. Outside of Thomas' big return, **Tyrus Wheat** collected his third career interception when he batted a ball at the line before hauling it in. Wheat had also previously pressured Georgia quarterback Stetson Bennett, leading to an interception for **Collin Duncan**. Offensively, State got a pair of field goals from **Massimo Biscardi**. Biscardi connected on a both a 25-yarder and a 36-yarder in the second quarter. **Rufus Harvey** collected his third touchdown reception of the year for MSU. It came in the third quarter on a six-yard pass from **Will Rogers**, who finished the evening completing 29 of his 52 passes for 263 yards.

No. 1 Georgia	7	10	14	14	45
Mississippi State	0	12	7	0	19

1st	09:50	UGA	Brock Bowers 2 yd pass from Stetson Bennett (Podlesny kick)
2nd	11:57	UGA	Jack Podlesny 28 yd field goal
2nd	05:01	MS	Massimo Biscardi 25 yd field goal
2nd	02:29	UGA	Stetson Bennett 4 yd rush (Podlesny kick)
2nd	00:03	MS	Zavion Thomas 63 yd punt return (Griffin pass from Rogers failed)
3rd	14:13	UGA	Ladd McConkey 70 yd rush (Podlesny kick)
3rd	09:19	UGA	Ladd McConkey 17 yd pass from Stetson Bennett (Podlesny kick)
3rd	05:17	MS	Rufus Harvey 6 yd pass from Rogers (Biscardi kick)
4th	14:55	UGA	Darnell Washington 2 yd pass from Stetson Bennett (Podlesny kick)
4th	02:04	UGA	Kendall Milton 34 yd rush (Podlesny kick)

Team Stats

	UGA	MSU
FIRST DOWNS	21	18
Rushing	4	2
Passing	14	12
Penalty	3	4
NET YARDS RUSHING	179	47
Rushing Attempts	33	15
Average Per Rush	5.4	3.1
Rushing Touchdowns	3	0
Yards Gained Rushing	185	54
Yards Lost Rushing	6	7
NET YARDS PASSING	289	261
Completions-Attempts-Int	25-37-2	29-52-0
Average Per Attempt	7.8	5.0
Average Per Completion	11.6	9.0
Passing Touchdowns	3	1
TOTAL OFFENSE YARDS	468	308
Total offense plays	70	67
Average Gain Per Play	6.7	4.6
Fumbles: Number-Lost	1-0	0-0
Penalties: Number-Yards	6-66	5-41
PUNTS-YARDS	3-143	5-182
KICKOFFS-YARDS	8-487	5-293
Punt returns: Number-Yards-TD	0-0-0	2-71-1
Kickoff returns: Number-Yds-TD	2-19-0	4-72-0
Interceptions: Number-Yds-TD	0-0-0	2-13-0
Fumble Returns: Number-Yds-TD	0-0-0	0-0-0
Possession Time	31:46	28:14
Third-Down Conversions	6 of 13	3 of 14
Fourth-Down Conversions	1 of 1	0 of 3
Red-Zone Scores-Chances	5-5	3-4
Sacks By: Number-Yards	1-7	0-0
PAT Kicks	6-6	1-1
Field Goals	1-1	2-2
Points off turnovers	0	7



GAME 11

ETSU
Mississippi State

7
56

Nov. 19, 2022
Davis Wade Stadium
Starkville, Miss.
49,117

MISSISSIPPI STATE

RUSHING	Att.	Gain	Lost	Net	TD	Long	Avg.
Jo'quavious Marks	5	58	0	58	1	22	11.6
Javaris Bufford	2	18	0	18	0	15	9.0
J.J. Jernighan	3	12	0	12	0	6	4.0
Sawyer Robertson	1	8	0	8	0	8	8.0
Chance Lovertich	1	0	7	-7	0	0	[-7.0]
Will Rogers	4	10	23	-13	0	5	[-3.2]

PASSING	Com	Att	Int	Yds	TD	Long	Sacks
Will Rogers	30	37	0	301	5	26	1
Chance Lovertich	6	6	0	36	1	14	1
Sawyer Robertson	2	6	1	5	0	6	0

RECEIVING	No.	Yds.	TD	Long
Justin Robinson	5	62	1	20
Austin Williams	5	29	1	7
Lideatrick Griffin	4	53	2	26
Jo'quavious Marks	4	44	0	20
Rara Thomas	4	36	1	12
Caleb Ducking	3	34	0	15
Kaydin Pope	3	23	0	14
J.J. Jernighan	3	15	1	11
Scoobie Ford	2	24	0	19
Zavion Thomas	2	4	0	5
Rufus Harvey	1	9	0	9
Jamire Calvin	1	8	0	8
Marquez Dortch	1	1	0	1

PUNTING	No.	Yds.	Avg.	Long	I20	TB
TEAM	1	0	0.0	0	0	0
George Georgopoulos	1	39	39.0	39	0	0

FIELD GOALS	Att.	Made	Long	Kicks
Massimo Biscardi	1	0	49	Missed 49

ALL RETURNS	Punts			Kickoffs			Intercepted		
	No.	Yds.	Lg.	No.	Yds.	Lg.	No.	Yds.	Lg.
Zavion Thomas	1	-2	0	1	27	27	0	0	0
Lideatrick Griffin	0	0	0	1	52	52	0	0	0
Jalen Green	0	0	0	0	0	0	1	0	0
Emmanuel Forbes	0	0	0	0	0	0	1	82	82
Jackie Matthews	0	0	0	0	0	0	1	0	0

ETSU

RUSHING	Att.	Gain	Lost	Net	TD	Long	Avg.
Jacob Saylor	14	46	3	43	0	11	3.1
Baron May	10	42	2	40	0	8	4.0
Adrian Johnson	5	19	0	19	0	9	3.8
Trey Foster	6	13	3	10	0	4	1.7
Jawan Martin	2	4	0	4	0	4	2.0
Mac McCovery	1	1	0	1	0	1	1.0
Tyler Riddell	2	4	10	-6	0	4	[-3.0]

PASSING	Com	Att	Int	Yds	TD	Long	Sacks
Tyler Riddell	4	11	2	47	0	18	1
Baron May	0	6	1	0	0	0	0
Noah West	1	1	0	-4	0	0	0

RECEIVING	No.	Yds.	TD	Long
Cameron Lewis	2	25	0	18
Will Huzzie	1	10	0	10
Isaiah Wilson	1	9	0	9
Jacob Saylor	1	3	0	3
Ton'Quez Ball	1	-4	0	0

PUNTING	No.	Yds.	Avg.	Long	I20	TB
Trace Kelley	6	190	31.7	49	1	0

FIELD GOALS	Att.	Made	Long	Kicks
Tyler Keltner	1	0	44	Missed 44

ALL RETURNS	Punts			Kickoffs			Intercepted		
	No.	Yds.	Lg.	No.	Yds.	Lg.	No.	Yds.	Lg.
Ja'Varius Harrison	1	20	20	0	0	0	0	0	0
Erek Campbell	0	29	29	0	0	0	0	0	0
Alijah Huzzie	1	19	19	0	0	0	1	0	0
Ton'Quez Ball	0	0	0	4	96	26	0	0	0
Jawan Martin	0	0	0	1	9	9	0	0	0
Jacob Saylor	0	0	0	1	13	13	0	0	0

MSU Blows Out ETSU To Wrap Up Home Slate

Mississippi State scored its most points in a game in more than four years on Saturday as MSU rolled to a 56-7 victory over East Tennessee State to conclude the home portion of the 2022 schedule. Bulldog quarterback **Will Rogers** threw for 301 yards and five touchdowns to lead the State offensive attack, becoming just the 10th Southeastern Conference quarterback to eclipse 10,000 career passing yards in the process. Cornerback **Emmanuel Forbes** collected his sixth career pick-six – setting a new SEC and FBS record – to highlight a strong day for the Dawg defense. MSU racked up 418 yards of offense in mounting its highest point total since a September 15, 2018, game against Louisiana. Defensively, State held ETSU to just 154 yards, the lowest output by a Bulldog opponent all year. The seven points scored by the Buccaneers were also the fewest tallied by a Bulldog foe this season. Those points came courtesy of a blocked punt returned for a touchdown. However, that was far too little, far too late for ETSU. Mississippi State controlled the game all day long. MSU scored touchdowns on each of its first four drives, mounted a 35-0 lead by halftime and ultimately cruised to the triumph.

ETSU	0	0	0	7	7
Mississippi State	14	21	14	7	56

1st	13:25	MS	Lideatrick Griffin 12 yd pass from Will Rogers (Biscardi kick)
1st	06:14	MS	Rara Thomas 8 yd pass from Will Rogers (Biscardi kick)
2nd	12:51	MS	Lideatrick Griffin 6 yd pass from Will Rogers (Biscardi kick)
2nd	09:00	MS	Emmanuel Forbes 82 yd interception return (Biscardi kick)
2nd	06:18	MS	Jo'quavious Marks 22 yd rush (Biscardi kick)
3rd	09:06	MS	Austin Williams 5 yd pass from Will Rogers (Biscardi kick)
3rd	01:13	MS	Justin Robinson 8 yd pass from Will Rogers (Biscardi kick)
4th	13:05	MS	J.J. Jernighan 2 yd pass from Chance Lovertich (Biscardi kick)
4th	08:07	ETSU	Erek Campbell 29 yd blocked punt return (Keltner kick)

Team Stats

	ETSU	MSU
FIRST DOWNS	11	27
Rushing	9	5
Passing	2	20
Penalty	0	2
NET YARDS RUSHING	111	76
Rushing Attempts	40	16
Average Per Rush	2.8	4.8
Rushing Touchdowns	0	1
Yards Gained Rushing	129	106
Yards Lost Rushing	18	30
NET YARDS PASSING	43	342
Completions-Attempts-Int	6-18-3	38-49-1
Average Per Attempt	2.4	7.0
Average Per Completion	7.2	9.0
Passing Touchdowns	0	6
TOTAL OFFENSE YARDS	154	418
Total offense plays	58	65
Average Gain Per Play	2.7	6.4
Fumbles: Number-Lost	0-0	0-0
Penalties: Number-Yards	4-36	2-15
PUNTS-YARDS	6-190	2-39
KICKOFFS-YARDS	2-117	9-514
Punt returns: Number-Yards-TD	2-68-1	1--2-0
Kickoff returns: Number-Yds-TD	6-118-0	2-79-0
Interceptions: Number-Yds-TD	1-0-0	3-82-0
Fumble Returns: Number-Yds-TD	0-0-0	0-0-0
Possession Time	32:51	27:09
Third-Down Conversions	2 of 13	5 of 9
Fourth-Down Conversions	1 of 2	0 of 1
Red-Zone Scores-Chances	0-0	6-6
Sacks By: Number-Yards	2-30	1-10
PAT Kicks	1-1	8-8
Field Goals	0-1	0-1
Points off turnovers	0	21



GAME 12

Mississippi State 24 Ole Miss 22

Nov. 24, 2022
Vaught-Hemingway Stadium
Oxford, Miss.
62,487

MISSISSIPPI STATE

RUSHING	Att.	Gain	Lost	Net	TD	Long	Avg.
Jo'quavious Marks	14	76	0	76	1	32	5.4
Dillon Johnson	12	73	0	73	0	24	6.1
TEAM	3	0	15	-15	0	0	[-5.0]
Will Rogers	8	17	54	-37	0	8	[-4.6]

PASSING	Com	Att	Int	Yds	TD	Long	Sacks
Will Rogers	27	39	1	239	2	22	4
TEAM	0	1	0	0	0	0	0

RECEIVING	No.	Yds.	TD	Long
Dillon Johnson	8	46	0	18
Jaden Walley	5	43	0	10
Rufus Harvey	5	43	0	16
Lideatrick Griffin	2	39	1	20
Rara Thomas	2	27	1	22
Caleb Ducking	2	17	0	15
Justin Robinson	1	11	0	11
Jo'quavious Marks	1	7	0	7
Austin Williams	1	6	0	6

PUNTING	No.	Yds.	Avg.	Long	I20	TB
George Georgopoulos	4	197	49.2	56	3	0
Archer Trafford	1	39	39.0	39	0	0

FIELD GOALS	Att.	Made	Long	Kicks
Massimo Biscardi	1	1	34	Made 34

ALL RETURNS	Punts			Kickoffs			Intercepted		
	No.	Yds.	Lg.	No.	Yds.	Lg.	No.	Yds.	Lg.
Zavion Thomas	2	34	27	2	47	27	0	0	0

OLE MISS

RUSHING	Att.	Gain	Lost	Net	TD	Long	Avg.
Quinshon Judkins	22	96	5	91	0	17	4.1
Zach Evans	5	7	7	0	0	4	0.0
Jaxson Dart	10	25	29	-4	0	9	[-0.4]
Jonathan Mingo	2	0	9	-9	0	0	[-4.5]

PASSING	Com	Att	Int	Yds	TD	Long	Sacks
Jaxson Dart	30	38	0	250	2	28	2
Quinshon Judkins	1	1	0	7	0	7	0

RECEIVING	No.	Yds.	TD	Long
Dayton Wade	10	88	1	23
Jordan Watkins	8	41	0	8
Jonathan Mingo	7	40	0	14
Malik Heath	5	80	0	28
Quinshon Judkins	1	4	0	4
Jaylon Robinson	1	3	0	3
J.J. Pegues	1	1	1	1

PUNTING	No.	Yds.	Avg.	Long	I20	TB
Fraser Masin	6	270	45.0	50	0	0

FIELD GOALS	Att.	Made	Long	Kicks
Jonathan Cruz	3	3	49	Made 32, 33, 49

ALL RETURNS	Punts			Kickoffs			Intercepted		
	No.	Yds.	Lg.	No.	Yds.	Lg.	No.	Yds.	Lg.
Jordan Watkins	2	-1	2	0	0	0	0	0	0
Jalen Knox	0	0	0	1	17	17	0	0	0
Jonathan Hess	0	0	0	1	8	8	0	0	0
Otis Reese	0	0	0	0	0	0	1	1	1

State Reclaims Golden Egg With 24-22 Win Over Ole Miss

The Golden Egg is coming back to Starkville. Behind a stellar defensive showing and a pair of clutch late scores, Mississippi State topped No. 20 Ole Miss 24-22 at Vaught-Hemingway Stadium on Thursday night. Trailing 16-14 entering the fourth quarter, the Bulldogs took a lead on a 34-yard **Massimo Biscardi** field goal, stretched it to 24-16 on a 22-yard touchdown pass from **Will Rogers** to **Rara Thomas**, then kept the Rebels out of the end zone on a two-point conversion attempt with 1:25 to go to clinch the win. The denial of the potential game-tying try was fitting as the State defense put a stranglehold on Ole Miss all night. The Rebels mustered just 331 yards of total offense with 99 of those coming on their final offensive series. But just as it looked like the Dawgs might be wearing down on the defensive side, they came through again as **Randy Charlton** deflected a Rebel shovel pass on the crucial two-point conversion attempt, causing it to fall incomplete. Though the defense saved the day at the end, MSU found offensive success when it needed it. The Dawgs scored a pair of first-half touchdowns – the first on a one-yard run for **Jo'quavious Marks** and the second, a 19-yard pass from **Will Rogers** to **Lideatrick Griffin** just before the intermission to close State's deficit to just two points. From there, the score held until the decisive fourth quarter that saw Mississippi State fight back and hold on to reclaim the Golden Egg.

Mississippi State	7	7	0	10	24
Ole Miss	6	10	0	6	22

1st	12:16	OM	Jonathan Cruz	32 yd field goal
1st	08:17	MS	Jo'quavious Marks	1 yd rush (Biscardi kick)
1st	01:33	OM	Jonathan Cruz	33 yd field goal
2nd	12:04	OM	Jonathan Cruz	49 yd field goal
2nd	01:55	OM	J.J. Pegues	1 yd pass from Jaxson Dart (Cruz kick)
2nd	00:08	MS	Lideatrick Griffin	19 yd pass from Will Rogers (Biscardi kick)
4th	13:46	MS	Biscardi	34 yd field goal
4th	07:58	MS	Rara Thomas	22 yd pass from Will Rogers (Biscardi kick)
4th	01:25	OM	Dayton Wade	23 yd pass from Jaxson Dart (Mingo pass from Dart failed)

Team Stats

	MSU	OM
FIRST DOWNS	20	19
Rushing	7	5
Passing	12	13
Penalty	1	1
NET YARDS RUSHING	97	78
Rushing Attempts	37	39
Average Per Rush	2.6	2.0
Rushing Touchdowns	1	0
Yards Gained Rushing	166	128
Yards Lost Rushing	69	50
NET YARDS PASSING	239	257
Completions-Attempts-Int	27-40-1	31-39-0
Average Per Attempt	6.0	6.6
Average Per Completion	8.9	8.3
Passing Touchdowns	2	2
TOTAL OFFENSE YARDS	336	335
Total offense plays	77	78
Average Gain Per Play	4.4	4.3
Fumbles: Number-Lost	3-2	1-1
Penalties: Number-Yards	6-47	4-20
PUNTS-YARDS	5-236	6-270
KICKOFFS-YARDS	5-282	5-298
Punt returns: Number-Yards-TD	2-34-0	2--1-0
Kickoff returns: Number-Yds-TD	2-47-0	2-25-0
Interceptions: Number-Yds-TD	0-0-0	1-1-0
Fumble Returns: Number-Yds-TD	0-0-0	1-0-0
Possession Time	32:22	27:38
Third-Down Conversions	8 of 16	4 of 17
Fourth-Down Conversions	0 of 1	3 of 4
Red-Zone Scores-Chances	3-4	3-4
Sacks By: Number-Yards	2-21	4-54
PAT Kicks	3-3	1-1
Field Goals	1-1	3-3
Points off turnovers	0	13



GAME 13

No. 22 Mississippi State 19 Illinois 10

Jan. 2, 2023
Raymond James Stadium
Tampa, Fla.
35,797

MISSISSIPPI STATE

RUSHING	Att.	Gain	Lost	Net	TD	Long	Avg.
Simeon Price	7	68	0	68	0	28	9.7
Jo'quavious Marks	10	50	0	50	0	16	5.0
Will Rogers	3	7	0	7	0	4	2.3
TEAM	2	0	9	-9	0	0	[-4.5]

PASSING	Com	Att	Int	Yds	TD	Long	Sacks
Will Rogers	29	44	2	261	1	25	0
Jaden Walley	1	1	0	13	0	13	0

RECEIVING	No.	Yds.	TD	Long
Justin Robinson	7	81	1	25
Lideatrick Griffin	5	53	0	19
Jaden Walley	5	43	0	10
Rufus Harvey	3	33	0	17
Jo'quavious Marks	3	14	0	7
Austin Williams	2	22	0	16
Caleb Ducking	2	10	0	7
Will Rogers	1	13	0	13
Simeon Price	1	5	0	5
J.J. Jernighan	1	0	0	0

PUNTING	No.	Yds.	Avg.	Long	I20	TB
George Georgopoulos	5	210	42.0	48	1	1

FIELD GOALS	Att.	Made	Long	Kicks
Massimo Biscardi	2	2	38	Made 38, 27

ALL RETURNS	Punts			Kickoffs			Intercepted		
	No.	Yds.	Lg.	No.	Yds.	Lg.	No.	Yds.	Lg.
Lideatrick Griffin	2	10	9	0	0	0	0	0	0

ILLINOIS

RUSHING	Att.	Gain	Lost	Net	TD	Long	Avg.
Reggie Love III	11	44	4	40	0	12	3.6
Josh McCray	7	17	0	17	0	5	2.4
Tommy Devito	10	3	38	-35	1	2	[-3.5]

PASSING	Com	Att	Int	Yds	TD	Long	Sacks
Tommy Devito	23	34	0	253	0	41	7

RECEIVING	No.	Yds.	TD	Long
Isaiah Williams	9	114	0	41
Casey Washington	8	74	0	16
Tip Reiman	2	18	0	9
Michael Marchese	2	10	0	7
Griffin Moore	1	17	0	17
Reggie Love III	1	7	0	7

PUNTING	No.	Yds.	Avg.	Long	I20	TB
Hugh Robertson	6	286	47.7	54	2	1

FIELD GOALS	Att.	Made	Long	Kicks
Caleb Griffin	2	1	52	Missed 52, Made 52

ALL RETURNS	Punts			Kickoffs			Intercepted		
	No.	Yds.	Lg.	No.	Yds.	Lg.	No.	Yds.	Lg.
Hank Beatty	1	2	2	0	0	0	0	0	0
Isaiah Williams	1	8	8	0	0	0	0	0	0
Pat Bryant	0	0	0	2	37	19	0	0	0
Reggie Love III	0	0	0	1	30	30	0	0	0
Tip Reiman	0	0	0	1	3	3	0	0	0
Kendall Smith	0	0	0	0	0	0	1	0	0
Matthew Bailey	0	0	0	0	0	0	1	17	17

No. 22 State Tops Illinois In ReliaQuest Bowl

Mississippi State scored 16 fourth-quarter points as the No. 22 Bulldogs came from behind to top Illinois 19-10 in the ReliaQuest Bowl on Monday at Raymond James Stadium. MSU's **Massimo Biscardi** broke a 10-all tie with a 27-yard field goal with four seconds remaining. The Bulldogs then put an exclamation point on the victory when a last-gasp lateral attempt by Illinois was picked up by **Marcus Banks**, who returned the loose football 60-yards for a score to close the game. The triumph gives State a nine-win season. It's the ninth time in school history MSU has won nine times in single season and the first time since the 2017 campaign. The Dawg defense shut down the Fighting Illini throughout the day, holding Illinois to just 215 yards of total offense. MSU racked up seven sacks as a team, setting a season-high as well as a new State bowl game record. State's offense was led by the play of receiver **Justin Robinson**. Robinson was chosen as ReliaQuest Bowl Most Valuable Player as he caught seven passes for 81 yards, including a game-tying touchdown grab in the opening seconds of the fourth quarter which set the stage for MSU's dramatic finish.

No. 22 Mississippi State	0	3	0	16	19
Illinois	0	7	3	0	10

2nd	02:49	ILL	Tommy Devito 2 yd rush (Caleb Griffin kick)
2nd	00:09	MS	Massimo Biscardi 38 yd field goal
3rd	06:57	ILL	Caleb Griffin 52 yd field goal
4th	14:54	MS	Justin Robinson 8 yd pass from Will Rogers (Biscardi kick)
4th	00:04	MS	Massimo Biscardi 27 yd field goal
4th	00:00	MS	Marcus Banks 60 yd fumble return

Team Stats

	MSU	ILL
FIRST DOWNS	21	19
Rushing	4	7
Passing	17	9
Penalty	0	3
NET YARDS RUSHING	116	22
Rushing Attempts	22	28
Average Per Rush	5.3	0.8
Rushing Touchdowns	0	1
Yards Gained Rushing	125	64
Yards Lost Rushing	9	42
NET YARDS PASSING	274	253
Completions-Attempts-Int	30-45-2	23-34-0
Average Per Attempt	6.1	7.4
Average Per Completion	9.1	11.0
Passing Touchdowns	1	0
TOTAL OFFENSE YARDS	390	275
Total offense plays	67	62
Average Gain Per Play	5.8	4.4
Fumbles: Number-Lost	1-0	1-1
Penalties: Number-Yards	6-55	3-25
PUNTS-YARDS	5-210	6-286
KICKOFFS-YARDS	4-218	3-195
Punt returns: Number-Yards-TD	2-10-0	2-10-0
Kickoff returns: Number-Yds-TD	0-0-0	4-70-0
Interceptions: Number-Yds-TD	0-0-0	2-17-0
Fumble Returns: Number-Yds-TD	1-60-1	0-0-0
Possession Time	28:15	31:43
Third-Down Conversions	6 of 14	3 of 11
Fourth-Down Conversions	1 of 1	0 of 0
Red-Zone Scores-Chances	3-4	1-1
Sacks By: Number-Yards	7-38	0-0
PAT Kicks	1-1	1-1
Field Goals	2-2	1-2
Points off turnovers	6	7



1895 (0-2)

0-0 H • 0-2 A • 0-0 N		W.M. Matthews	
11/16	at Union	0-21	L
12/7	at Memphis Athletic Club	0-16	L

1896 (0-4)

0-1 H • 0-3 A • 0-0 N		J.B. Hildebrand	
10/10	UNION	0-8	L
10/24	at Alabama	0-20	L
11/20	at LSU [Fri.]	0-52	L
11/21	at New Orleans Athletic Club	0-55	L

1901 (2-2-1)

1-0 H • 1-2-1 A • 0-0 N		L.B. Harvey	
10/26	at Christian Brothers	0-0	T
10/28	OLE MISS [Mon.]	17-0	W
11/2	at Meridian Athletic Club	11-5	W
11/19	at Tulane [Tue.]	6-24	L
11/26	at Alabama [Tue.]	0-45	L

1902 (1-4-1)

0-3 H • 1-1-1 A • 0-0 N		L. Gwinn	
10/17	CUMBERLAND [Fri.]	6-15	L
10/25	OLE MISS	0-21	L
11/1	at Tulane	11-11	T
11/8	at Alabama	0-27	L
11/15	at Samford	26-0	W
11/27	LSU [Thu.]	0-6	L

1903 (3-0-2)

1-0 H • 1-0-2 A • 1-0 N		Dan Martin	
10/16	vs. Alabama (at Columbus) [Fri.]	11-0	W
10/24	at Meridian Athletic Club	43-0	W
11/7	LSU	11-0	W
11/14	at Ole Miss	6-6	T
12/5	at Tulane	0-0	T

1904 (2-5)

2-1 H • 0-1 A • 0-3 N		Dan Martin	
10/1	vs. Vanderbilt (at Columbus)	0-30	L
10/15	vs. Alabama (at Columbus)	0-6	L
10/22	vs. Ole Miss (at Columbus)	5-17	L
10/29	at Tulane	0-10	L
11/11	TENNESSEE MEDICAL COLLEGE [Fri.]	59-0	W
11/18	CUMBERLAND [Fri.]	5-27	L
11/25	LOUISIANA TECH [Fri.]	32-5	W

1905 (3-4)

1-1 H • 1-2 A • 1-1 N		Dan Martin	
10/14	at Alabama	0-34	L
10/20	at Marion [Ala.] Military Institute [Fri.]	38-0	W
10/27	vs. Auburn (at Columbus) [Fri.]	0-18	L
11/11	SAMFORD	44-0	W
11/18	CUMBERLAND	5-27	L
11/30	vs. Ole Miss (at Jackson) [Thu.]	11-0	W
12/2	at LSU	0-15	L

1906 (2-2-1)

2-1 H • 0-0 A • 0-1-1 N		Dan Martin	
9/29	SAMFORD	30-0	W
10/13	MARION [Ala.] MILITARY INSTITUTE	62-0	W
10/26	vs. LSU (at Columbus) [Fri.]	0-0	T
11/3	ALABAMA	4-16	L
11/25	vs. Ole Miss (at Jackson) [Sun.]	5-29	L

1907 (6-3)

3-0 H • 1-2 A • 2-1 N		Fred Furman	
10/2	RHODES [Wed.]	7-0	W
10/10	at Sewanee [Thu.]	0-38	L
10/12	at Samford	12-5	W
10/19	UNION	80-0	W
10/24	vs. Mercer (at Columbus) [Thu.]	75-0	W
10/30	DRURY COLLEGE [Wed.]	6-0	W
11/9	at LSU	11-23	L
11/16	vs. Tennessee (at Memphis)	4-11	L
11/28	vs. Ole Miss (at Jackson) [Thu.]	15-0	W

1908 (3-4)

2-0 H • 0-3 A • 1-1 N		Fred Furman	
10/10	LOUISIANA TECH	47-0	W
10/17	at Georgia Tech	0-23	L
10/23	vs. Louisiana Lafayette (at Columbus) [Fri.]	5-6	L
10/31	TRANSYLVANIA	12-5	W
11/7	at LSU	0-50	L
11/14	at Tulane	0-23	L
11/20	vs. Ole Miss (at Jackson) [Fri.]	44-6	W

1909 (5-4)

3-0 H • 0-3 A • 2-1 N		W.D. Chadwick	
10/2	BIRMINGHAM-SOUTHERN	21-0	W
10/9	CUMBERLAND	34-6	W
10/16	at LSU	0-15	L
10/22	vs. Rhodes (at Columbus) [Fri.]	31-0	W
10/30	at Tulane	0-2	L
11/2	vs. Union (at Columbus) [Tue.]	25-0	W
11/8	at Samford [Mon.]	0-6	L
11/13	CHATTANOOGA	37-6	W
11/25	vs. Ole Miss (at Jackson) [Thu.]	5-9	L

1910 (7-2)

5-0 H • 1-1 A • 1-1 N		W.D. Chadwick	
10/1	MISSISSIPPI COLLEGE	24-0	W
10/8	at Auburn	0-6	L
10/15	MEMPHIS UNIVERSITY SCHOOL	6-0	W
10/21	vs. LSU (at Columbus) [Fri.]	3-0	W
10/31	TENNESSEE [Mon.]	48-0	W
11/5	at Tulane	10-0	W
11/12	BIRMINGHAM-SOUTHERN	46-0	W
11/18	SAMFORD [Fri.]	82-0	W
11/24	vs. Ole Miss (at Jackson) [Thu.]	0-30	L

1911 (7-2-1)

4-1 H • 1-0 A • 2-1-1 N		W.D. Chadwick	
9/29	MISSISSIPPI COLLEGE [Fri.]	27-6	W
10/7	RHODES	30-0	W
10/14	SAMFORD [Fri.]	48-0	W
10/20	vs. Alabama (at Columbus) [Fri.]	6-6	T
10/27	vs. Auburn (at Birmingham) [Fri.]	5-11	L
11/3	BIRMINGHAM-SOUTHERN [Fri.]	62-0	W
11/11	vs. LSU (at Gulfport)	6-0	W
11/20	TULANE [Mon.]	4-5	L
11/30	vs. Ole Miss (at Jackson) [Thu.]	6-0	W
1/1	at Havana [Cuba] Athletic Club [Mon.]	12-0	W

1912 (4-3)

2-0 H • 1-1 A • 1-2 N		W.D. Chadwick	
10/4	MISSISSIPPI COLLEGE [Fri.]	19-0	W
10/12	TENNESSEE MEDICAL COLLEGE	32-0	W
10/18	vs. Alabama (at Aberdeen) [Fri.]	7-0	W
10/26	vs. Auburn (at Birmingham, Ala.)	0-7	L
11/2	at LSU	7-0	W
11/9	at Tulane	24-27	L
11/28	vs. Texas A&M (at Houston) [Thu.]	7-41	L

1913 (6-1-1)

3-0-1 H • 1-0 A • 2-1 N		W.D. Chadwick	
10/4	SAMFORD	66-0	W
10/10	MISSISSIPPI COLLEGE [Fri.]	1-0	W
10/17	vs. Transylvania (at Columbus) [Fri.]	31-0	W
10/25	vs. Auburn (at Birmingham)	0-34	L
11/1	at Texas A&M	6-0	W
11/8	TULANE	32-0	W
11/15	LSU	0-0	T
11/27	vs. Alabama (at Birmingham) [Thu.]	7-0	W

1914 (6-2)

3-0 H • 1-1 A • 2-1 N		E.C. Hayes	
10/3	MARION [Ala.] MILITARY INSTITUTE	54-0	W
10/10	CUMBERLAND	77-0	W
10/17	at Kentucky	13-19	L
10/24	vs. Auburn (at Birmingham)	0-19	L
10/31	at Georgia	9-0	W
11/7	MERCER	66-0	W
11/14	vs. Tulane (at Jackson)	61-0	W
11/26	vs. Alabama (at Birmingham) [Thu.]	9-0	W

1915 (5-2-1)

1-0-1 H • 1-1 A • 3-1 N		E.C. Hayes	
10/2	vs. Mississippi College (at Jackson)	12-0	W
10/9	TRANSYLVANIA	0-0	T
10/16	KENTUCKY	12-0	W
10/23	vs. Auburn (at Birmingham)	0-26	L
10/30	at LSU	0-10	L
11/6	vs. Ole Miss (at Tupelo)	65-0	W
11/13	at Tennessee	14-0	W
11/25	vs. Texas A&M (at Dallas) [Thu.]	7-0	W

1916 (4-4-1)

1-1 H • 1-1-1 A • 2-2 N		E.C. Hayes	
10/6	vs. Mississippi College (at Aberdeen) [Fri.]	6-13	L
10/14	at Chattanooga	33-0	W
10/21	TRANSYLVANIA	13-0	W
10/27	vs. Auburn (at Birmingham) [Fri.]	3-7	L
11/3	vs. Ole Miss (at Tupelo) [Fri.]	36-0	W
11/11	LSU	3-13	L
11/18	at Kentucky	3-13	L
11/20	at Maryville College [Mon.]	7-7	T
11/30	vs. Arkansas (at Memphis) [Thu.]	20-7	W

1917 (6-1)

3-0 H • 1-0 A • 2-1 N		Sid Robinson	
10/5	MARION [Ala.] MILITARY INSTITUTE [Fri.]	18-6	W
10/13	MISSISSIPPI COLLEGE	68-0	W
10/27	vs. Auburn (at Birmingham)	6-13	L
11/3	vs. Ole Miss (at Tupelo)	41-14	W
11/10	KENTUCKY	14-0	W
11/17	at LSU	9-0	W
11/29	vs. Haskell Institute (at Memphis) [Thu.]	7-6	W

1918 (3-2)

2-2 H • 1-0 A • 0-0 N		Sid Robinson	
11/2	PAYNE FIELD [Miss.]	6-7	L
11/9	CAMP SHELBY [Miss.]	12-0	W
11/16	PARK FIELD [Tenn.]	0-6	L
11/28	OLE MISS [Thu.]	34-0	W
12/7	at Ole Miss	13-0	W

1919 (6-2)

4-0 H • 1-0 A • 1-2 N		Sid Robinson	
10/4	SPRING HILL [Ala.] COLLEGE	12-6	W
10/11	MISSISSIPPI COLLEGE	56-7	W
10/18	at Tennessee	6-0	W
10/25	SAMFORD	39-0	W
11/1	LSU	6-0	W
11/8	vs. Ole Miss (at Clarksdale)	33-0	W
11/15	vs. Auburn (at Birmingham)	0-7	L
11/27	vs. Alabama (at Birmingham) [Thu.]	6-14	L



1920 (5-3)

3-0 H • 1-2 A • 1-1 N		Fred Holtkamp
10/2	MISSISSIPPI COLLEGE	27-0 W
10/9	at Indiana	0-24 L
10/16	SOUTHERN MILITARY ACADEMY	33-0 W
10/23	at LSU	12-7 W
10/30	TENNESSEE	13-7 W
11/6	vs. Ole Miss (at Greenwood)	20-0 W
11/13	at Tulane	0-6 L
11/25	vs. Alabama (at Birmingham) [Thu.]	7-24 L

1921 (4-4-1)

2-1 H • 0-2 A • 2-1 N		Fred Holtkamp
10/1	BIRMINGHAM-SOUTHERN	20-7 W
10/8	OUACHITA	21-6 W
10/15	vs. Mississippi College (at Jackson)	14-13 W
10/22	at Tulane	0-7 L
10/29	vs. Ole Miss (at Greenwood)	21-0 W
11/5	vs. Tennessee (at Memphis)	7-14 L
11/11	at Texas [Fri.]	7-54 L
11/24	vs. Alabama (at Birmingham) [Thu.]	7-7 T
12/3	LSU	14-17 L

1922 (3-4-2)

1-1-2 H • 1-1 A • 1-2 N		C.R. "Dudy" Noble
10/7	BIRMINGHAM-SOUTHERN	14-0 W
10/14	SAMFORD	0-0 T
10/21	vs. Ole Miss (at Jackson)	19-13 W
10/28	at Tulane	0-26 L
11/4	OUACHITA	7-7 T
11/11	vs. Tennessee (at Memphis)	3-31 L
11/18	at LSU	7-0 W
11/25	DRAKE	6-48 L
11/30	vs. Alabama (at Birmingham) [Thu.]	0-59 L

1923 (5-2-2)

4-0 H • 0-1-1 A • 1-1-1 N		Earl Able
10/6	MILLSAPS COLLEGE	28-6 W
10/13	OUACHITA	6-0 W
10/20	vs. Ole Miss (at Jackson)	13-6 W
10/27	vs. Tennessee (at Memphis)	3-7 L
11/3	at Vanderbilt	0-0 T
11/10	UNION	6-0 W
11/17	at Illinois	0-27 L
11/24	vs. Florida (at Jacksonville)	13-13 T
12/1	LSU	14-7 W

1924 (5-4)

2-1 H • 1-2 A • 2-1 N		Earl Able
10/4	MILLSAPS COLLEGE	28-6 W
10/11	OUACHITA	0-12 L
10/18	vs. Ole Miss (at Jackson)	20-0 W
10/25	vs. Tennessee (at Memphis)	7-2 W
11/1	at Tulane	14-6 W
11/8	at Vanderbilt	0-18 L
11/15	MISSISSIPPI COLLEGE	7-6 W
11/22	vs. Florida (at Montgomery, Ala.)	0-27 L
11/27	at Washington (St. Louis) [Thu.]	6-12 L

1925 (3-4-1)

2-0-1 H • 0-3 A • 1-1 N		Bernie Bierman
10/3	MILLSAPS COLLEGE	34-0 W
10/10	OUACHITA	3-3 T
10/17	at Tulane	3-25 L
10/24	vs. Ole Miss (at Jackson)	6-0 W
10/31	at Alabama	0-6 L
11/7	MISSISSIPPI COLLEGE	46-0 W
11/14	at Tennessee	9-14 L
11/21	vs. Florida (at Tampa)	0-12 L

1926 (5-4)

2-2 H • 2-1 A • 1-1 N		Bernie Bierman
9/25	at Birmingham-Southern	19-7 W
10/2	MISSISSIPPI COLLEGE	41-0 W
10/9	vs. Alabama (at Meridian)	7-26 L
10/16	MILLSAPS COLLEGE	34-0 W
10/23	vs. LSU (at Jackson)	7-6 W
10/30	TENNESSEE	0-33 L
11/6	at Tulane	14-0 W
11/13	at Indiana	6-19 L
11/25	OLE MISS [Thu.]	6-7 L

1927 (5-3)

3-0 H • 1-2 A • 1-1 N		J.W. Hancock
10/1	BIRMINGHAM-SOUTHERN	27-0 W
10/8	LOUISIANA TECH	14-0 W
10/15	at Tulane	13-6 W
10/22	vs. LSU (at Jackson)	7-9 L
10/29	at Alabama	7-13 L
11/12	vs. Auburn (at Birmingham)	7-0 W
11/18	MILLSAPS COLLEGE [Fri.]	6-0 W
11/25	at Ole Miss [Fri.]	12-20 L

1928 (2-4-2)

1-2-1 H • 0-0-1 A • 1-2 N		J.W. Hancock
9/29	OUACHITA	20-6 W
10/6	vs. Tulane (at Jackson)	6-51 L
10/13	ALABAMA	0-46 L
10/21	vs. LSU (at Jackson) [Sun.]	0-31 L
11/3	at Michigan State	6-6 T
11/10	CENTENARY	6-6 T
11/17	vs. Auburn (at Birmingham)	13-0 W
11/29	OLE MISS [Thu.]	19-20 L

1929 (1-5-2)

1-1-1 H • 0-2-1 A • 0-2 N		J.W. Hancock
9/27	HENDERSON-BROWN [Fri.]	0-7 L
10/5	at Georgia Tech	13-27 L
10/12	at Tulane	0-34 L
10/19	vs. LSU (at Jackson)	6-31 L
11/2	MISSISSIPPI COLLEGE	6-0 W
11/9	vs. Michigan State (at Jackson)	19-33 L
11/16	MILLSAPS COLLEGE	0-0 T
11/28	at Ole Miss [Thu.]	7-7 T

1930 (2-7)

0-4 H • 0-2 A • 2-1 N		Chris Cagle
9/27	RHODES	0-14 L
10/4	vs. Mississippi College (at Jackson)	12-13 L
10/11	MILLSAPS COLLEGE	13-19 L
10/18	vs. LSU (at Jackson)	8-6 W
10/25	at NC State	0-14 L
11/1	at Tulane	0-53 L
11/8	HENDERSON STATE	7-25 L
11/15	vs. Auburn (at Birmingham)	7-6 W
11/27	OLE MISS [Thu.]	0-20 L

1931 (2-6)

1-2 H • 1-3 A • 0-1 N		Ray Dauber
9/26	at Millsaps College	10-7 W
10/3	MISSISSIPPI COLLEGE	2-6 L
10/10	vs. Alabama (at Meridian)	0-53 L
10/17	at LSU	0-31 L
10/31	at Tulane	7-59 L
11/7	NC STATE	0-6 L
11/14	RHODES	14-0 W
11/26	at Ole Miss [Thu.]	14-25 L

1932 (3-5)

2-1 H • 0-2 A • 1-2 N		Ray Dauber
10/1	vs. Alabama (at Montgomery)	0-53 L
10/8	vs. Mississippi College (at Jackson)	18-7 W
10/15	vs. LSU (at Monroe, La.)	0-24 L
10/22	MILLSAPS COLLEGE	9-8 W
10/27	at Indiana [Thu.]	0-19 L
11/5	at Tennessee	0-31 L
11/12	RHODES	6-0 W
11/24	OLE MISS [Thu.]	0-13 L

1933 (3-6-1, 1-5-1 SEC)

3-0 H • 0-5-1 A • 0-1 N		Ross McKechnie
9/30	MILLSAPS COLLEGE	12-0 W
10/7	* at Tennessee	0-20 L
10/14	* at Alabama	0-18 L
10/21	* at Vanderbilt	7-7 T
10/27	at Rhodes [Fri.]	0-6 L
11/4	MISSISSIPPI COLLEGE	18-0 W
11/11	* at Tulane	0-33 L
11/18	* SEWANEE	26-13 W
11/25	* vs. LSU (at Monroe)	6-21 L
12/2	* at Ole Miss	0-31 L

1934 (4-6, 0-5 SEC)

1-1 H • 3-4 A • 0-1 N		Ross McKechnie
9/21	at Samford [Fri.]	13-7 W
9/29	* at Vanderbilt	0-7 L
10/5	MILLSAPS COLLEGE [Fri.]	6-7 L
10/13	* at Alabama	0-41 L
10/20	at Rhodes	21-6 W
10/26	MISSISSIPPI COLLEGE [Fri.]	13-6 W
11/3	* at LSU	3-25 L
11/10	* at Tennessee	0-14 L
11/17	at Loyola (New Orleans)	20-6 W
12/1	* vs. Ole Miss (at Jackson)	3-7 L

1935 (8-3, 2-3 SEC)

3-0 H • 5-3 A • 0-0 N		Ralph Sasse
9/20	SAMFORD [Fri.]	19-6 W
9/28	* at Vanderbilt	9-14 L
10/4	MILLSAPS COLLEGE [Fri.]	45-0 W
10/12	* at Alabama	20-7 W
10/18	at Loyola (New Orleans) [Fri.]	6-0 W
10/26	at Xavier (Ohio)	7-0 W
11/2	at Army	13-7 W
11/9	* at LSU	13-28 L
11/15	at Southern Miss [Fri.]	27-0 W
11/23	* SEWANEE	25-0 W
11/30	* at Ole Miss	6-14 L

1936 (7-3-1, 3-2 SEC)

4-0 H • 1-2 A • 2-1-1 N		Ralph Sasse
9/26	MILLSAPS COLLEGE	20-0 W
10/3	SAMFORD	35-0 W
10/10	* at Alabama	0-7 L
10/17	vs. Loyola (New Orleans) (at Meridian)	32-0 W
10/24	vs. TCU (at Dallas)	0-0 T
10/31	* vs. Sewanee (at Jackson)	68-0 W
11/7	* at LSU (NR-#7)	0-12 L
11/21	* OLE MISS	26-6 W
11/28	MERCER	32-0 W
12/5	* at Florida	7-0 W

ORANGE BOWL (at MIAMI, Fla.)

1/1	vs. Duquesne [Fri.]	12-13 L
-----	---------------------	---------



1937 (5-4-1, 3-2 SEC)

Table with 3 columns: Date, Opponent, Score. Includes games against Delta State, Samford, Texas A&M, Auburn, Florida, Centenary, LSU, Seawanee, Ole Miss, and Duquesne.

1938 (4-6, 1-4 SEC)

Table with 3 columns: Date, Opponent, Score. Includes games against Samford, Florida, Louisiana Tech, Auburn, Duquesne, Tulane, LSU, Centenary, Rhodes, and Ole Miss.

1939 (8-2, 3-2 SEC)

Table with 3 columns: Date, Opponent, Score. Includes games against Samford, Arkansas, Florida, Auburn, Rhodes, Alabama, Birmingham-Southern, LSU, Millsaps College, and Ole Miss.

1940 (10-0-1, 4-0-1 SEC)

Table with 3 columns: Date, Opponent, Score. Includes games against Florida, Louisiana Lafayette, Auburn, Samford, NC State, Rhodes, LSU, Millsaps, Ole Miss, and Alabama.

ORANGE BOWL (at MIAMI, Fla.)

Table with 3 columns: Date, Opponent, Score. Game against Georgetown (#9-#13) on Wed.

1941 (8-1-1, 4-0-1 SEC)

SEC CHAMPIONS

Table with 3 columns: Date, Opponent, Score. Includes games against Florida, Alabama, LSU, Union, Rhodes, Auburn, Duquesne, Millsaps College, Ole Miss, and San Francisco.

1942 (8-2, 5-2 SEC)

Table with 3 columns: Date, Opponent, Score. Includes games against Union, Alabama, LSU, Vanderbilt, Florida, Auburn, Tulane, Duquesne, Ole Miss, and San Francisco.

Final Rank: #18 AP

1943 No Team (World War II)

1944 (6-2, 3-2 SEC)

Table with 3 columns: Date, Opponent, Score. Includes games against Jackson, Millsaps College, Arkansas, LSU, Kentucky, Auburn, Alabama, and Ole Miss.

1945 (6-3, 2-3 SEC)

Table with 3 columns: Date, Opponent, Score. Includes games against Louisiana Lafayette, Auburn, Detroit, Maxwell, Tulane, LSU, Northwestern State, Ole Miss, and Alabama.

1946 (8-2, 3-2 SEC)

Table with 3 columns: Date, Opponent, Score. Includes games against Chattanooga, LSU, Michigan State, San Francisco, Tulane, Murray State, Auburn, Northwestern State, Ole Miss, and Alabama.

1947 (7-3, 2-2 SEC)

Table with 3 columns: Date, Opponent, Score. Includes games against Chattanooga, Michigan State, San Francisco, Duquesne, Hardin-Simmons, Tulane, Auburn, LSU, Southern Miss, and Ole Miss.

1948 (4-4-1, 3-3 SEC)

Table with 3 columns: Date, Opponent, Score. Includes games against Tennessee, Baylor, Clemson, Cincinnati, Alabama, Tulane, Auburn, LSU, and Ole Miss.

1949 (0-8-1, 0-6 SEC)

Table with 3 columns: Date, Opponent, Score. Includes games against Tennessee, Baylor, Clemson, Cincinnati, Alabama, Tulane, Auburn, LSU, and Ole Miss.

1950 (4-5, 3-4 SEC)

Table with 3 columns: Date, Opponent, Score. Includes games against Arkansas State, Tennessee, Auburn, Georgia, Alabama, Auburn, Kentucky, LSU, and Ole Miss.

1951 (4-5, 2-5 SEC)

Table with 3 columns: Date, Opponent, Score. Includes games against Arkansas State, Tennessee, Georgia, Kentucky, Alabama, Tulane, Memphis, LSU, and Ole Miss.

1952 (5-4, 3-4 SEC)

Table with 3 columns: Date, Opponent, Score. Includes games against Tennessee, Arkansas State, North Texas, Kentucky, Alabama, Memphis, LSU, and Ole Miss.

1953 (5-2-3, 3-1-3 SEC)

Table with 3 columns: Date, Opponent, Score. Includes games against Memphis, Tennessee, North Texas, Auburn, Kentucky, Alabama, Texas Tech, Tulane, LSU, and Ole Miss.



1954 (6-4, 3-3 SEC)

3-0 H • 3-3 A • 0-1 N	Darrell Royal
9/18	MEMPHIS 27-7 W
9/25	* vs. Tennessee (@ Memphis) 7-19 L
10/2	ARKANSAS STATE 46-13 W
10/9	* at Tulane 14-0 W
10/15	at Miami [Fla.] [Fri.] 13-27 L
10/23	* at Alabama 12-7 W
10/30	* at Florida 0-7 L
11/6	NORTH TEXAS (HC) 48-26 W
11/13	* at LSU 25-0 W
11/27	* at Ole Miss 0-14 L

1955 (6-4, 4-4 SEC)

3-1 H • 3-3 A • 0-0 N	Darrell Royal
9/17	* at Florida 14-20 L
9/24	* at Tennessee 13-7 W
10/1	MEMPHIS 33-0 W
10/8	* TULANE (HC) 14-0 W
10/15	* at Kentucky (NR-#20) 20-14 W
10/22	* at Alabama 26-7 W
10/29	NORTH TEXAS 20-7 W
11/5	* at Auburn (#20-#14) 26-27 L
11/12	* at LSU (#18-NR) 7-34 L
11/26	* OLE MISS (NR-#15) 0-26 L

1956 (4-6, 2-5 SEC)

2-1 H • 2-5 A • 0-0 N	Wade Walker
9/22	* FLORIDA 0-26 L
9/29	at Houston 7-18 L
10/6	* at Georgia 19-7 W
10/13	TRINITY (HC) 18-6 W
10/20	ARKANSAS STATE 19-9 W
10/27	* at Alabama 12-13 L
11/3	* at Tulane 14-20 L
11/10	* at Auburn 20-27 L
11/17	* at LSU 32-13 W
12/1	* at Ole Miss 7-13 L

1957 (6-2-1, 4-2-1 SEC)

Final Rank: #14 AP

2-0-1 H • 3-1 A • 1-1 N	Wade Walker
9/28	MEMPHIS 10-6 W
10/5	* at Tennessee 9-14 L
10/12	ARKANSAS STATE (HC) 47-13 W
10/19	* at Florida 29-20 W
10/26	* at Alabama 25-13 W
11/2	* vs. Tulane (@ Jackson) 27-6 W
11/9	* vs. Auburn (@ Birmingham) (#17-#3) 7-15 L
11/16	* at LSU (#12-NR) 14-6 W
11/30	* OLE MISS (#13-#7) 7-7 T

1958 (3-6, 1-6 SEC)

2-1 H • 1-3 A • 0-2 N	Wade Walker
9/27	* at Florida (#11-#18) 14-7 W
10/4	* vs. Tennessee (@ Memphis) (#11-NR) 8-13 L
10/11	MEMPHIS 28-6 W
10/18	ARKANSAS STATE 38-0 W
10/25	* ALABAMA (HC) (#19-NR) 7-9 L
11/1	* at Kentucky 12-33 L
11/8	* at Auburn (NR-#5) 14-33 L
11/15	* vs. LSU (@ Jackson) (NR-#1) 6-7 L
11/29	* at Ole Miss (NR-#13) 0-21 L

1959 (2-7, 0-7 SEC)

2-1 H • 0-4 A • 0-2 N	Wade Walker
9/26	* at Florida (NR-#19) 13-14 L
10/3	* at Tennessee (NR-#9) 6-22 L
10/10	ARKANSAS STATE 49-14 W
10/17	* vs. Georgia (@ Atlanta) 0-15 L
10/24	MEMPHIS (HC) 28-23 W
10/31	* at Alabama 0-10 L
11/7	* vs. Auburn (@ Birmingham) (NR-#8) 0-31 L
11/14	* at LSU (NR-#3) 0-27 L
11/28	* OLE MISS (NR-#2) 0-42 L

1960 (2-6-1, 0-5-1 SEC)

2-2 H • 0-4 A • 0-0-1 N	Wade Walker
9/24	HOUSTON 10-14 L
10/1	* vs. Tennessee (@ Memphis) (NR-#11) 0-0 T
10/8	ARKANSAS STATE 29-9 W
10/15	* at Georgia 17-20 L
10/22	MEMPHIS 21-0 W
10/29	* ALABAMA (HC) 0-7 L
11/5	* at Auburn 12-27 L
11/12	* at LSU 3-7 L
11/26	* at Ole Miss (NR-#3) 9-35 L

1961 (5-5, 1-5 SEC)

1-1 H • 2-3 A • 2-1 N	Wade Walker
9/23	vs. Texas Tech (@ Jackson) 6-0 W
9/30	at Houston 10-7 W
10/7	* at Tennessee 3-17 L
10/14	ARKANSAS STATE (HC) 38-0 W
10/21	* vs. Georgia (@ Atlanta) 7-10 L
10/28	at Memphis 23-16 W
11/4	* at Alabama (NR-#4) 0-24 L
11/11	* vs. Auburn (@ Birmingham) 11-10 W
11/18	* at LSU (NR-#4) 6-14 L
12/2	* OLE MISS (NR-#5) 7-37 L

1962 (3-6, 2-5 SEC)

0-2 H • 2-2 A • 1-2 N	Paul Davis
9/22	* vs. Florida (@ Jackson) 9-19 L
10/6	* vs. Tennessee (@ Memphis) 7-6 W
10/12	* at Tulane [Fri.] 35-6 W
10/20	at Houston 9-3 W
10/27	MEMPHIS 7-28 L
11/3	* ALABAMA (HC) (NR-#2) 0-20 L
11/10	* at Auburn 3-9 L
11/17	* vs. LSU (@ Jackson) (NR-#10) 0-28 L
12/1	* at Ole Miss (NR-#3) 6-13 L

1963 (7-2-2, 4-1-2 SEC)

2-0-1 H • 1-2-1 A • 4-0 N	Paul Davis
9/21	SAMFORD 43-0 W
9/28	* at Florida 9-9 T
10/5	* at Tennessee 7-0 W
10/12	* vs. Tulane (@ Jackson) 31-10 W
10/19	HOUSTON (HC) 20-0 W
10/26	at Memphis 10-17 L
11/2	* at Alabama (NR-#7) 19-20 L
11/9	* vs. Auburn (@ Jackson) 13-10 W
11/16	* vs. LSU (@ Jackson) 7-6 W
11/30	* OLE MISS (NR-#3) 10-10 T
LIBERTY BOWL (@ PHILADELPHIA, Pa.)	
12/21	vs. NC State 16-12 W

1964 (4-6, 2-5 SEC)

3-0 H • 1-3 A • 0-3 N	Paul Davis
9/19	at Texas Tech 7-21 L
9/26	* vs. Florida (@ Jackson) 13-16 L
10/3	* vs. Tennessee (@ Memphis) 13-14 L
10/10	* TULANE (HC) 17-6 W
10/17	SOUTHERN MISS 48-7 W
10/24	HOUSTON 18-13 W
10/31	* vs. Alabama (@ Jackson) (NR-#3) 6-23 L
11/7	* at Auburn 3-12 L
11/14	* at LSU (NR-#9) 10-14 L
12/5	* at Ole Miss 20-17 W

1965 (4-6, 1-5 SEC)

2-1 H • 2-3 A • 0-2 N	Paul Davis
9/18	at Houston 36-0 W
9/25	* at Florida (NR-#8) 18-13 W
10/2	TAMPA 48-7 W
10/9	SOUTHERN MISS (HC) (#9-NR) 27-9 W
10/16	at Memphis (#10-NR) 13-33 L
10/22	* at Tulane [Fri.] 15-17 L
10/30	* vs. Alabama (@ Jackson) 7-10 L
11/6	* vs. Auburn (@ Birmingham) 18-25 L
11/13	* at LSU 20-37 L
11/27	* OLE MISS 0-21 L

1966 (2-8, 0-6 SEC)

2-0 H • 0-6 A • 0-2 N	Paul Davis
9/17	* vs. Georgia (@ Jackson) 17-20 L
9/24	* at Florida 7-28 L
10/1	RICHMOND 20-0 W
10/8	SOUTHERN MISS (HC) 10-9 W
10/15	at Houston 0-28 L
10/22	at Florida State 0-10 L
10/29	* at Alabama (NR-#4) 14-27 L
11/5	* vs. Auburn (@ Jackson) 0-13 L
11/12	* at LSU 7-17 L
11/26	* at Ole Miss 0-24 L

1967 (1-9, 0-6 SEC)

0-3 H • 1-5 A • 0-1 N	Charley Shira
9/23	* at Georgia (NR-#7) 0-30 L
9/30	* vs. Florida (@ Jackson) 7-24 L
10/7	at Texas Tech 7-3 W
10/14	SOUTHERN MISS 14-21 L
10/21	HOUSTON (HC) 6-43 L
10/28	at Florida State 12-24 L
11/4	* at Alabama 0-13 L
11/11	* at Auburn 0-36 L
11/18	* at LSU 0-55 L
12/2	* OLE MISS 3-10 L

1968 (0-8-2, 0-4-2 SEC)

0-3 H • 0-4-1 A • 0-1-1 N	Charley Shira
9/21	LOUISIANA TECH 13-20 L
9/28	* vs. Auburn (@ Jackson) 0-26 L
10/5	* at Florida (NR-#4) 14-31 L
10/12	SOUTHERN MISS (HC) 14-47 L
10/19	* vs. Texas Tech (@ Jackson) 28-28 T
10/26	at Tampa 17-24 L
11/2	* at Alabama 13-20 L
11/9	FLORIDA STATE 14-27 L
11/16	* at LSU 16-20 L
11/30	* at Ole Miss 17-17 T

(Note: Texas Tech was an appointed conference game for State)

1969 (3-7, 0-5 SEC)

2-1 H • 1-4 A • 0-2 N	Charley Shira
9/20	RICHMOND 17-14 W
9/27	* vs. Florida (@ Jackson) (NR-#12) 35-47 L
10/4	at Houston 0-74 L
10/11	SOUTHERN MISS (HC) 34-20 W
10/18	at Texas Tech 30-26 W
10/25	at Florida State 17-20 L
11/1	* vs. Alabama (@ Jackson) 19-23 L
11/8	* at Auburn (NR-#11) 13-52 L
11/15	* at LSU (NR-#12) 6-61 L
11/27	* OLE MISS [Thu.] (NR-#14) 22-48 L



1970 (6-5, 3-4 SEC)

Table with 3 columns: Date, Opponent, Result. Includes games vs. Oklahoma State, Florida, Vanderbilt, Georgia, Houston, Texas Tech, Southern Miss, Alabama, Auburn, LSU, Ole Miss.

1971 (2-9, 1-7 SEC)

Table with 3 columns: Date, Opponent, Result. Includes games at Oklahoma State, vs. Florida, Vanderbilt, at Georgia, at Florida State, Lamar, vs. Tennessee, vs. Alabama, at Auburn, vs. LSU, OLE MISS.

1972 (4-7, 1-6 SEC)

Table with 3 columns: Date, Opponent, Result. Includes games vs. Auburn, LOUISIANA-MONROE, at Vanderbilt, at Florida, at Kentucky, vs. Florida State, SOUTHERN MISS, HOUSTON, at Alabama, at LSU, at Ole Miss.

1973 (4-5-2, 2-5 SEC)

Table with 3 columns: Date, Opponent, Result. Includes games LOUISIANA-MONROE, VANDERBILT, vs. Florida, vs. Kentucky, at Florida State, at Louisville, SOUTHERN MISS, vs. Alabama, at Auburn, at LSU, vs. Ole Miss.

1974 (9-3, 3-3 SEC)

Table with 3 columns: Date, Opponent, Result. Includes games vs. William & Mary, vs. Georgia, at Florida, KANSAS STATE, at Lamar, at Memphis, LOUISVILLE, at Alabama, vs. Auburn, vs. LSU, vs. Ole Miss.

SUN BOWL (at EL PASO, TEXAS)

Table with 2 columns: Date, Opponent, Result. 12/28 vs. North Carolina.

1975 (\$2-9, 0-6 SEC)

Table with 3 columns: Date, Opponent, Result. Includes games at Memphis, at Georgia, vs. Florida, SOUTHERN MISS, at Rice, NORTH TEXAS, at Louisville, vs. Alabama, at Auburn, at LSU, vs. Ole Miss.

1976 (\$0-11, 0-6 SEC)

Table with 3 columns: Date, Opponent, Result. Includes games \$ NORTH TEXAS, LOUISVILLE, at Florida, \$ CAL POLY POMONA, vs. Kentucky, \$ at Memphis, \$ at Southern Miss, at Alabama, vs. Auburn, vs. LSU, vs. Ole Miss.

1977 (\$0-11, 0-6 SEC)

Table with 3 columns: Date, Opponent, Result. Includes games \$ NORTH TEXAS, \$ at Washington, vs. Florida, \$ at Kansas State, at Kentucky, at Memphis, SOUTHERN MISS, vs. Alabama, at Auburn, at LSU, vs. Ole Miss.

\$—All wins during 1975-77 were forfeited by the NCAA, except the 1975 Memphis and North Texas games

1978 (6-5, 2-4 SEC)

Table with 3 columns: Date, Opponent, Result. Includes games 1-1 H • 1-2 A • 4-2 N, vs. West Texas State, vs. North Texas, at Memphis, at Florida, at Southern Miss, FLORIDA STATE, vs. Tennessee, vs. Alabama, AUBURN, vs. LSU, vs. Ole Miss.

1979 (3-8, 2-4 SEC)

Table with 3 columns: Date, Opponent, Result. Includes games 1-1 H • 0-5 A • 2-2 N, vs. Memphis, at Maryland, vs. Florida, vs. Tennessee, at Florida State, MARSHALL, SOUTHERN MISS, at Alabama, at Auburn, at LSU, vs. Ole Miss.

1980 (9-3, 5-1 SEC)

Table with 3 columns: Date, Opponent, Result. Includes games 1-1 H • 4-1 A • 4-1 N, at Memphis, LOUISIANA TECH, at Vanderbilt, at Florida, at Illinois, SOUTHERN MISS, at Miami, vs. Auburn, vs. Alabama, vs. LSU, vs. Ole Miss.

SUN BOWL (at EL PASO, Texas)

Table with 2 columns: Date, Opponent, Result. 12/27 vs. Nebraska.

1981 (8-4, 4-2 SEC)

Table with 3 columns: Date, Opponent, Result. Includes games 2-0 H • 3-1 A • 3-3 N, vs. Memphis, VANDERBILT, vs. Florida, vs. Missouri, at Colorado State, MIAMI, at Auburn, at Alabama, vs. Southern Miss, at LSU, vs. Ole Miss.

HALL OF FAME BOWL (at BIRMINGHAM, ALA.)

Table with 2 columns: Date, Opponent, Result. 12/31 vs. Kansas.

1982 (5-6, 2-4 SEC)

Table with 3 columns: Date, Opponent, Result. Includes games 2-2 H • 2-2 A • 1-2 N, at Tulane, ARKANSAS STATE, at Memphis, at Florida, GEORGIA, vs. Southern Miss, at Miami, AUBURN, vs. Alabama, LSU, vs. Ole Miss.

1983 (3-8, 1-5 SEC)

Table with 3 columns: Date, Opponent, Result. Includes games 1-3 H • 1-3 A • 1-2 N, TULANE, vs. Navy, FLORIDA, at Georgia, vs. Southern Miss, MIAMI, at Auburn, at Alabama, MEMPHIS, at LSU, vs. Ole Miss.

1984 (4-7, 1-5 SEC)

Table with 3 columns: Date, Opponent, Result. Includes games 2-2 H • 1-3 A • 1-2 N, at Tulane, COLORADO STATE, at Missouri, at Florida, vs. Southern Miss, KENTUCKY, at Memphis, AUBURN, vs. Alabama, LSU, vs. Ole Miss.



1985 (5-6, 0-6 SEC)

4-1 H • 0-4 A • 1-1 N		Emory Bellard
9/7	ARKANSAS STATE	22-14 W
9/14	SYRACUSE	30-3 W
9/21	vs. Southern Miss (at Jackson)	23-20 W
9/28	* FLORIDA	22-36 L
10/5	MEMPHIS	31-28 W
10/12	* at Kentucky	19-33 L
10/19	TULANE (HC)	31-27 W
10/26	* at Auburn (NR-#6)	9-21 L
11/2	* at Alabama	28-44 L
11/16	* at LSU (NR-#19)	15-17 L
11/23	* vs. Ole Miss (at Jackson)	27-45 L

1986 (6-5, 2-4 SEC)

2-2 H • 4-0 A • 0-3 N		Rockey Felker
9/6	at Syracuse	24-17 W
9/13	* at Tennessee (NR-#8)	27-23 W
9/20	vs. Southern Miss (at Jackson)	24-28 L
9/27	* FLORIDA	16-10 W
10/4	at Memphis	34-17 W
10/11	ARKANSAS STATE (#19-NR)	24-9 W
10/18	at Tulane (#13-NR)	34-27 W
10/25	* AUBURN (HC) (#13-#7)	6-35 L
11/1	* ALABAMA (#19-#8)	3-38 L
11/15	* vs. LSU (at Jackson) (NR-#11)	0-47 L
11/22	* vs. Ole Miss (at Jackson)	3-24 L

1987 (4-7, 1-5 SEC)

3-2 H • 0-3 A • 1-2 N		Rockey Felker
9/5	LOUISIANA LAFAYETTE	31-3 W
9/12	* TENNESSEE (NR-#14)	10-38 L
9/19	LOUISIANA TECH	14-13 W
9/26	* at Florida	3-38 L
10/3	MEMPHIS (HC)	9-6 W
10/17	vs. Southern Miss (at Jackson)	14-18 L
10/24	* at Auburn (NR-#6)	7-38 L
10/31	* vs. Alabama (at Birmingham) (NR-#16)	18-21 L
11/7	TULANE	19-30 L
11/14	* at LSU (NR-#10)	14-34 L
11/21	* vs. Ole Miss (at Jackson)	30-20 W

1988 (1-10, 0-7 SEC)

1-3 H • 0-5 A • 0-2 N		Rockey Felker
9/3	LOUISIANA TECH	21-14 W
9/10	* at Vanderbilt	20-24 L
9/17	* GEORGIA (NR-#7)	35-42 L
9/24	* at Florida (NR-#20)	0-17 L
10/1	at Memphis	10-31 L
10/15	vs. Southern Miss (at Jackson)	21-38 L
10/22	* at Auburn (NR-#10)	0-33 L
10/29	* ALABAMA (HC) (NR-#19)	34-53 L
11/12	* LSU (NR-#12)	3-20 L
11/19	at Tulane	22-27 L
11/26	* vs. Ole Miss (at Jackson)	6-33 L

1989 (5-6, 1-6 SEC)

4-0 H • 1-3 A • 0-3 N		Rockey Felker
9/2	* VANDERBILT	42-7 W
9/9	at Southern Miss (NR-#18)	26-23 W
9/23	* at Georgia	6-23 L
9/30	* vs. Florida (at Tampa)	0-21 L
10/7	LOUISIANA-MONROE	28-14 W
10/21	MEMPHIS (HC)	35-10 W
10/28	* at Auburn (NR-#16)	0-14 L
11/4	* vs. Alabama (at Birmingham) (NR-#5)	10-23 L
11/11	TULANE	27-7 W
11/18	* at LSU	20-44 L
11/25	* vs. Ole Miss (at Jackson)	11-21 L

1990 (5-6, 1-6 SEC)

2-3 H • 2-2 A • 1-1 N		Rockey Felker
9/8	* TENNESSEE (NR-#8)	7-40 L
9/15	CAL STATE FULLERTON	27-13 W
9/22	SOUTHERN MISS	13-10 W
9/29	* at Florida (NR-#17)	21-34 L
10/13	* at Kentucky	15-17 L
10/20	at Tulane	38-17 W
10/27	* AUBURN (HC) (NR-#2)	16-17 L
11/3	* ALABAMA	0-22 L
11/10	at Memphis	27-23 W
11/17	* vs. LSU (at Jackson)	34-22 W
11/24	* vs. Ole Miss (at Jackson)	9-21 L

1991 (7-5, 4-3 SEC)

5-1 H • 2-2 A • 0-2 N		Jackie Sherrill
8/31	CAL STATE FULLERTON	47-3 W
9/7	TEXAS (NR-#13)	13-6 W
9/14	TULANE (#25-NR)	48-0 W
9/21	* at Tennessee (#23-#6)	24-26 L
9/28	* vs. Florida (at Orlando) (#21-#14)	7-29 L
10/12	* KENTUCKY	31-6 W
10/19	MEMPHIS (HC)	23-28 L
10/26	* at Auburn	24-17 W
11/2	* at Alabama (NR-#7)	7-13 L
11/16	* at LSU	28-19 W
11/23	* OLE MISS	24-9 W
LIBERTY BOWL (at MEMPHIS, Tenn.)		
12/29	vs. Air Force [Sun.]	15-38 L

1992 (7-5, 4-4 SEC)

4-1 H • 3-3 A • 0-1 N		Jackie Sherrill	Final Rank: #23 AP/#24 Coaches
9/5	at Texas (#21-NR)	28-10 W	
9/12	* at LSU (#18-NR)	3-24 L	
9/19	at Memphis (#24-NR)	20-16 W	
10/1	* FLORIDA (#24-#13) [Thu.]	30-6 W	
10/10	* AUBURN (#18-NR)	14-7 W	
10/17	* at South Carolina (#15-NR)	6-21 L	
10/24	ARKANSAS STATE (HC) (#25-NR)	56-6 W	
10/31	* at Kentucky (#24-NR)	37-36 W	
11/7	* ARKANSAS (#19-NR)	10-3 W	
11/14	* ALABAMA (#16-#2)	21-30 L	
11/28	* at Ole Miss (#16-#24)	10-17 L	
PEACH BOWL (at ATLANTA, Ga.)			
1/2	vs. North Carolina (#24-#19)	17-21 L	

1993 (\$4-5-2, 3-4-1 SEC)

2-3-1 H • 2-2-1 A • 0-0 N		Jackie Sherrill
9/4	MEMPHIS (#23-NR)	35-45 L
9/11	* LSU	16-18 L
9/25	at Tulane	36-10 W
10/2	* at Florida (NR-#5)	24-38 L
10/9	* at Auburn (NR-#22)	17-31 L
10/16	* SOUTH CAROLINA	23-0 W
10/23	ARKANSAS STATE (HC)	15-15 T
10/30	* KENTUCKY	17-26 L
11/6	* at Arkansas (at Little Rock)	13-13 T
11/13	*\$ at Alabama (NR-#12)	25-36 L
11/27	* OLE MISS	20-13 W

-\$-Alabama's win was forfeited by the NCAA to Mississippi State

1994 (8-4, 5-3 SEC)

4-2 H • 4-1 A • 0-1 N		Jackie Sherrill	Final Rank: #24 AP/#25 Coaches
9/3	at Memphis	17-6 W	
9/10	* at LSU	24-44 L	
9/24	* TENNESSEE (NR-#23)	24-21 W	
10/1	ARKANSAS STATE	49-3 W	
10/8	* AUBURN (NR-#9)	18-42 L	
10/15	* at South Carolina	41-36 W	
10/22	TULANE (HC)	66-22 W	
10/29	* at Kentucky	47-7 W	
11/5	* ARKANSAS (#24-NR)	17-7 W	
11/12	* ALABAMA (#20-#6)	25-29 L	
11/26	* at Ole Miss (#19-NR)	21-17 W	
PEACH BOWL (at ATLANTA, Ga.)			
1/1	vs. NC State (#16-#23) [Sun.]	24-28 L	

1995 (3-8, 1-7 SEC)

2-4 H • 1-4 A • 0-0 N		Jackie Sherrill
9/2	MEMPHIS	28-18 W
9/9	* LSU	16-34 L
9/16	at Baylor	30-21 W
9/23	* at Tennessee (NR-#15)	14-52 L
9/30	LOUISIANA-MONROE	32-34 L
10/7	* at Auburn (NR-#11)	20-48 L
10/14	* SOUTH CAROLINA	39-65 L
10/28	* KENTUCKY (HC)	42-32 W
11/4	* at Arkansas (at Little Rock) (NR-#18)	21-26 L
11/11	* at Alabama (NR-#16)	9-14 L
11/25	* OLE MISS	10-13 L

1996 (5-6, 3-5 SEC)

2-4 H • 3-2 A • 0-0 N		Jackie Sherrill
9/7	at Memphis	31-10 W
9/21	LOUISIANA TECH	23-38 L
9/28	* at South Carolina	14-10 W
10/5	* GEORGIA	19-38 L
10/12	* AUBURN (NR-#18)	15-49 L
10/26	* at LSU (NR-#13)	20-28 L
11/2	LOUISIANA-MONROE (HC)	59-0 W
11/9	* at Kentucky	21-24 L
11/16	* ALABAMA (NR-#8)	17-16 W
11/23	* ARKANSAS	OT 13-16 L
11/30	* at Ole Miss	17-0 W

1997 (7-4, 4-4 SEC)

5-2 H • 2-2 A • 0-0 N		Jackie Sherrill
8/30	MEMPHIS	13-10 W
9/6	* KENTUCKY	35-27 W
9/13	* LSU (NR-#10)	9-24 L
9/27	* SOUTH CAROLINA	37-17 W
10/4	* at Georgia (NR-#18)	0-47 L
10/11	LOUISIANA-MONROE	24-10 W
10/25	UCF (HC)	35-28 W
11/1	* at Auburn (NR-#11)	20-0 W
11/15	* at Alabama (#17-NR)	32-20 W
11/22	* at Arkansas (#15-NR)	7-17 L
11/29	* OLE MISS (#22-NR)	14-15 L

1998 (8-5, 6-2 SEC)

SEC WEST CHAMPIONS		Jackie Sherrill
5-0 H • 3-3 A • 0-2 N		
9/5	* VANDERBILT	42-0 W
9/12	at Memphis	14-6 W
9/19	at Oklahoma State (#25-NR)	23-42 L
9/26	* at South Carolina	38-0 W
10/10	* AUBURN	38-21 W
10/17	EAST TENNESSEE STATE (HC)	53-6 W
10/24	* at LSU (#24-NR)	6-41 L
11/7	* at Kentucky	35-37 L
11/14	* ALABAMA	26-14 W
11/21	* ARKANSAS (NR-#9)	22-21 W
11/26	* at Ole Miss (#25-NR) [Thu.]	28-6 W

SEC CHAMPIONSHIP (at ATLANTA, Ga.)

12/5	vs. Tennessee (#23-#1)	14-24 L
------	------------------------	---------

COTTON BOWL (at DALLAS, Texas)

1/1	vs. Texas (#23-#20) [Fri.]	11-38 L
-----	----------------------------	---------



1999 (10-2, 6-2 SEC) Final Rank: #13 AP/#12

Table with 3 columns: Date, Opponent, Result. Includes Peach Bowl vs. Clemson.

2000 (8-4, 4-4 SEC) Final Rank: #24 AP/#22

Table with 3 columns: Date, Opponent, Result. Includes Independence Bowl vs. Texas A&M.

2001 (3-8, 2-6 SEC)

Table with 3 columns: Date, Opponent, Result.

2002 (3-9, 0-8 SEC)

Table with 3 columns: Date, Opponent, Result.

2003 (2-10, 1-7 SEC)

Table with 3 columns: Date, Opponent, Result.

2004 (3-8, 2-6 SEC)

Table with 3 columns: Date, Opponent, Result.

2005 (3-8, 1-7 SEC)

Table with 3 columns: Date, Opponent, Result.

2006 (3-9, 1-7 SEC)

Table with 3 columns: Date, Opponent, Result.

2007 (8-5, 4-4 SEC)

Table with 3 columns: Date, Opponent, Result. Includes Liberty Bowl vs. UCF.

2008 (4-8, 2-6 SEC)

Table with 3 columns: Date, Opponent, Result.

2009 (5-7, 3-5 SEC)

Table with 3 columns: Date, Opponent, Result.

2010 (9-4, 4-4 SEC) Final Rank: #15 AP/#17 Coaches

Table with 3 columns: Date, Opponent, Result. Includes Gator Bowl vs. Michigan.

2011 (7-6, 2-6 SEC)

Table with 3 columns: Date, Opponent, Result. Includes Music City Bowl vs. Wake Forest.



2012 (8-5, 4-4 SEC)

6-1 H • 2-3 A • 0-1 N		Dan Mullen	
9/1	JACKSON STATE	56-9	W
9/8	* AUBURN	28-10	W
9/15	at Troy	30-24	W
9/22	SOUTH ALABAMA (#23-NR)	30-10	W
10/6	* at Kentucky (#19-NR)	27-14	W
10/13	* TENNESSEE (#18-NR)	41-31	W
10/20	MIDDLE TENNESSEE (HC) (#12-NR)	45-3	W
10/27	* at Alabama (#11-#1)	7-38	L
11/3	* TEXAS A&M (#15-#16)	13-38	L
11/10	* at LSU (#21-#7)	17-37	L
11/17	* ARKANSAS	45-14	W
11/24	* at Ole Miss (#25-NR)	24-41	L
GATOR BOWL (at JACKSONVILLE, Fla.)			
1/1	vs. Northwestern (NR-#20) [Tue.]	20-34	L

2013 (7-6, 3-5 SEC)

5-2 H • 1-3 A • 1-1 N		Dan Mullen	
8/31	vs. Oklahoma State (NR-#13) (at Houston)	3-21	L
9/7	ALCORN STATE	51-7	W
9/14	* at Auburn	20-24	L
9/21	TROY	62-7	W
10/5	* LSU (NR-#10)	26-59	L
10/12	BOWLING GREEN (HC)	21-20	W
10/24	* KENTUCKY [Thu.]	28-22	W
11/2	* at South Carolina (NR-#14)	16-34	L
11/9	* at Texas A&M (NR-#11)	41-51	L
11/16	* ALABAMA (NR-#1)	7-20	L
11/23	* at Arkansas (at Little Rock)	OT 24-17	W
11/28	* OLE MISS [Thu.]	OT 17-10	W
LIBERTY BOWL (at MEMPHIS, Tenn.)			
12/31	vs. Rice [Tue.]	44-7	W

2014 (10-3, 6-2 SEC) Final Rank: #11 AP/#12 Coaches

7-0 H • 3-2 A • 0-1 N		Dan Mullen	
8/30	SOUTHERN MISS	49-0	W
9/6	UAB	47-34	W
9/13	at South Alabama	35-3	W
9/20	* at LSU (NR-#8)	34-29	W
10/4	* TEXAS A&M (#12-#6)	48-31	W
10/11	* AUBURN (#3-#2)	38-23	W
10/25	* at Kentucky (#1-NR)	45-31	W
11/1	* ARKANSAS (#1-NR)	17-10	W
11/8	UT MARTIN (HC) (#1-NR)	45-16	W
11/15	* at Alabama (#1-#3)	20-25	L
11/22	* VANDERBILT (#4-NR)	51-0	W
11/29	* at Ole Miss (#4-#18)	17-31	L
ORANGE BOWL (at MIAMI, Fla.)			
12/31	vs. Georgia Tech (#7-#9) [Wed.]	34-49	L

2015 (9-4, 4-4 SEC)

4-3 H • 4-1 A • 1-0 N		Dan Mullen	
9/5	at Southern Miss	34-16	W
9/12	* LSU (#25-#14)	19-21	L
9/19	NORTHWESTERN STATE	62-13	W
9/26	* at Auburn (NR-#25)	17-9	W
10/3	* at Texas A&M (#21-#14)	17-30	L
10/10	TROY	45-17	W
10/17	LOUISIANA TECH (HC)	45-20	W
10/24	* KENTUCKY	42-16	W
11/5	* at Missouri (#20-NR) [Thu.]	31-13	W
11/14	* ALABAMA (#17-#2)	6-31	L
11/21	* at Arkansas (#25-NR)	51-50	W
11/28	* OLE MISS (#21-#18)	27-38	L
BELK BOWL (at CHARLOTTE, N.C.)			
12/30	vs. NC State [Wed.]	51-28	W

2016 (6-7, 3-5 SEC)

3-3 H • 2-4 A • 1-0 N		Dan Mullen	
9/3	SOUTH ALABAMA	20-21	L
9/10	* SOUTH CAROLINA	27-14	W
9/17	* at LSU (NR-#20)	20-23	L
9/24	at UMass (at Foxborough)	47-35	W
10/8	* AUBURN	14-38	L
10/14	at BYU [Fri.]	20T 21-28	L
10/22	* at Kentucky	38-40	L
10/29	SAMFORD (HC)	56-41	W
11/5	* TEXAS A&M (NR-#4)	35-28	W
11/12	* at Alabama (NR-#1)	3-51	L
11/19	* ARKANSAS	42-58	L
11/26	* at Ole Miss	55-20	W
ST. PETERSBURG BOWL (at ST. PETERSBURG, Fla.)			
12/26	vs. Miami (Ohio) [Mon.]	17-16	W

2017 (9-4, 4-4 SEC) Final Rank: #19 AP/#20 Coaches

5-2 H • 3-2 A • 1-0 N		Dan Mullen	
9/2	CHARLESTON SOUTHERN	49-0	W
9/9	at Louisiana Tech	57-21	W
9/16	* LSU (NR-#11)	37-7	W
9/23	* at Georgia (#17-#11)	3-31	L
9/30	* at Auburn (#24-#13)	10-49	L
10/14	BYU	35-10	W
10/21	* KENTUCKY (HC)	45-7	W
10/28	* at Texas A&M (NR-#24)	35-14	W
11/4	UMASS (#16-NR)	34-23	W
11/11	* ALABAMA (#16-#1)	24-31	L
11/18	* at Arkansas (#16-NR)	28-21	W
11/23	* OLE MISS (#14-NR) [Thu.]	28-31	L
TAXSLAYER BOWL (at JACKSONVILLE, Fla.)			
12/30	vs. Louisville (#23-NR)	31-27	W

2018 (\$0-5, \$0-4 SEC) Final Rank: #25 Coaches

6-1 H • 2-3 A • 0-1 N		Joe Moorhead	
9/1	\$ STEPHEN F. AUSTIN (#18-NR)	63-6	W
9/8	\$ at Kansas State (#18-NR)	31-10	W
9/15	\$ LOUISIANA LAFAYETTE (#16-NR)	56-10	W
9/22	* at Kentucky (#14-NR)	7-28	L
9/29	* FLORIDA (#23-NR)	6-13	L
10/6	*\$ AUBURN (NR-#8)	23-9	W
10/20	* at LSU (#22-#5)	3-19	L
10/27	*\$ TEXAS A&M (NR-#16)	28-13	W
11/3	\$ LOUISIANA TECH (HC) (#21-NR)	45-3	W
11/10	* at Alabama (#25-#1)	0-24	L
11/17	*\$ ARKANSAS (#25-NR)	52-6	W
11/22	*\$ at Ole Miss (#22-NR) [Thu.]	35-3	W
OUTBACK BOWL (at TAMPA, Fla.)			
1/1	vs. Iowa (#18-NR) [Tue.]	22-27	L

\$—All wins during 2018 were vacated by the NCAA Committee on Infractions

2019 (6-7, 3-5 SEC)

4-3 H • 2-3 A • 0-1 N		Joe Moorhead	
8/31	at Louisiana Lafayette (at New Orleans)	38-28	W
9/7	SOUTHERN MISS	38-15	W
9/14	KANSAS STATE	24-31	L
9/21	* KENTUCKY	28-13	W
9/28	* at Auburn (NR-#7)	23-56	L
10/12	* at Tennessee	10-20	L
10/19	* LSU (NR-#2)	13-36	L
10/26	* at Texas A&M	30-49	L
11/2	* at Arkansas	54-24	W
11/16	* ALABAMA (NR-#5)	7-38	L
11/23	* ABILENE CHRISTIAN (HC)	45-7	W
11/26	* OLE MISS [Thu.]	21-20	W
MUSIC CITY BOWL (at NASHVILLE, Tenn.)			
12/30	vs. Louisville [Mon.]	28-38	L

2020 (4-7, 3-7 SEC)

2-3 H • 1-4 A • 1-0 N		Mike Leach	
9/26	* at LSU (NR-#6)	44-34	W
10/3	* ARKANSAS	14-21	L
10/10	* at Kentucky	2-24	L
10/17	* TEXAS A&M (NR-#11)	14-28	L
10/31	* at Alabama (NR-#2)	0-41	L
11/7	* VANDERBILT (HC)	24-17	W
11/21	* at Georgia (NR-#13)	24-31	L
11/28	* at Ole Miss	24-31	L
12/12	* AUBURN	10-24	L
12/19	* MISSOURI	51-32	W
ARMED FORCES BOWL (at FORT WORTH, Texas)			
12/31	vs. Tulsa (NR-#22) [Thu.]	28-26	W

2021 (7-6, 4-4 SEC)

4-3 H • 3-2 A • 0-1 N		Mike Leach	
9/4	LOUISIANA TECH	35-34	W
9/11	NC STATE	24-10	W
9/18	at Memphis	29-31	LSU25-28 L
10/2	* at Texas A&M (NR-#15)	26-22	W
10/16	* ALABAMA (RV-#5)	9-49	L
10/23	* at Vanderbilt	45-6	W
10/30	* KENTUCKY (HC) (NR-#12)	31-17	W
11/6	* at Arkansas	28-31	L
11/13	* at Auburn (NR-#16)	43-34	W
11/20	TENNESSEE STATE	55-10	W
11/25	* OLE MISS [Thu.] (RV-#8)	21-31	L
LIBERTY BOWL (at MEMPHIS, Tenn.)			
12/28	vs. Texas Tech [Tue.]	7-34	L

2022 (9-4, 4-4 SEC) Final Rank: #20 AP/#19 Coaches/#22 CFP

6-1 H • 2-3 A • 1-0 N		Mike Leach/Zach Arnett^	
9/3	MEMPHIS (RV-NR)	49-23	W
9/10	at Arizona (RV-NR)	39-17	W
9/17	* at LSU (RV-NR)	16-31	L
9/24	BOWLING GREEN	45-14	W
10/1	* TEXAS A&M (NR-#17)	42-24	W
10/8	* ARKANSAS (#23-NR)	40-17	W
10/15	* at Kentucky (#16-#22)	17-27	L
10/22	* at Alabama (#24-#6)	6-30	L
11/5	* AUBURN (RV-NR)	39-33	W
11/12	* GEORGIA (RV-#1)	19-45	L
11/19	EAST TENNESSEE STATE	56-7	W
11/24	* at Ole Miss (RV-#20)	24-22	W
ReliaQuest BOWL (at TAMPA, Fla.)			
1/2	vs. Illinois (#22-NR) [Mon.]	19-10	W

^ - Zach Arnett coached Mississippi State in the ReliaQuest Bowl following the passing of Mike Leach

AP Rankings Used: (MSU-Opp)



1895-1932 (PRE-SEC YEARS)

Table with columns: Year, Overall Record, Conf., Head Coach. Lists seasons from 1895 to 1932 with corresponding records and coaches.

SIAA — Southern Intercollegiate Athletic Association
SC — Southern Conference

1933-PRESENT

Table with columns: Year, Overall Record, SEC Record, SEC Finish, Head Coach. Lists seasons from 1933 to 1962 with records and coaches.

Table with columns: Year, Overall Record, Conf., Head Coach. Lists seasons from 1963 to 2022 with records and coaches.

* — All wins in the 1975-77 seasons were forfeited by the NCAA, except for the 1975 Memphis and North Texas games.
\$ — Win over Alabama in 1993 was forfeited to MSU by the NCAA.
^ — All wins in the 2018 season were vacated by the NCAA Committee on Infractions.

123 yrs. 581-602-39 206-385-13 35 Coaches

MSU HOMECOMING HISTORY

Table with columns: Date, Opponent, Score. Lists homecoming games from 10-23-37 to 10-8-22 with opponents and scores.

84 Games — 40 Different Opponents — 58-22-3**

* — All wins in the 1975-77 seasons were forfeited by the NCAA, except for the 1975 Memphis and North Texas games.
^ — All wins in the 2018 season were vacated by the NCAA Committee on Infractions.



WINNINGEST MSU HEAD COACHES (WINS)

	Head Coach	Years	Tenure	Record	Pct.
1.	Jackie Sherrill	13	1991-2003	75-75-2	.500
2.	Dan Mullen	9	2009-17	69-46	.600
3.	Allyn McKeen	9	1939-48	65-19-3	.764
4.	Emory Bellard	7	1979-85	37-42	.468
5.	W.D. Chadwick	5	1909-13	29-12-2	.698
6.	Wade Walker	6	1956-61	22-32-2	.411
7.	Rockey Felker	5	1986-90	21-34	.382
	Sylvester Croom	4	2004-08	21-38	.356
	Bob Tyler*	6	1973-78	21-44-2	.328
10.	Ralph Sasse	3	1935-37	20-10-2	.656
	Paul Davis	5	1962-66	20-28-2	.420

* — All wins in the 1975-77 seasons were forfeited by the NCAA, except for the 1975 Memphis State and North Texas games.

WINNINGEST MSU HEAD COACHES (PERCENTAGE)

	Head Coach	Years	Tenure	Record	Pct.
--	Greg Knox*	1 game	2017	1-0	1.000
1.	Zach Arnett	1	2022-Pres.	1-0	1.000
2.	Allyn McKeen	9	1939-48	65-19-3	.764
3.	Sid Robinson	3	1917-19	15-5	.750
4.	W.D. Chadwick	5	1909-13	29-12-2	.698
5.	Ralph Sasse	3	1935-37	20-10-2	.656
6.	E.C. Hayes	3	1914-16	15-8-2	.640
7.	Earl Able	2	1923-24	10-6-2	.611
8.	Murray Warmath	2	1952-53	10-6-3	.605
9.	Dan Mullen	9	2009-17	69-46	.600
	Darrell Royal	2	1954-55	12-8	.600

* — Interim coach who coached the 2017 TaxSlayer Bowl vs. Louisville following the departure of Dan Mullen at the end of the regular season



Allyn McKeen, a 1991 College Football Hall of Fame inductee, holds the highest winning percentage by a permanent MSU head coach, compiling a .764 mark (65-19-3) from 1939-48.

MSU CHRONOLOGICAL COACHING RECORDS

	Head Coach (Alma Mater)	Years	Tenure	Record	Pct.
	W.M. Matthews (Mississippi State)	1	1895	0-2	.000
	J.B. Hildebrand (Vanderbilt)	1	1896	0-4	.000
	L.B. Harvey (Georgetown)	1	1901	2-2-1	.500
	L. Gwinn (Auburn)	1	1902	1-4-1	.250
	Dan Martin (Auburn)	4	1903-06	10- 11-3	.479
	Fred Furman (Cornell)	2	1907-08	9- 7	.563
	W.D. Chadwick (Marietta)	5	1909-13	29-12-2	.698
	E.C. Hayes (Albion)	3	1914-16	15- 8-2	.640
	Sid Robinson (Colgate)	3	1917-19	15- 5	.750
	Fred Holtkamp (Ohio State)	2	1920-21	9- 7-1	.559
	C.R. Dudy Noble (Mississippi State)	1	1922	3- 4-2	.444
	Earl Able (Colgate)	2	1923-24	10- 6-2	.611
	Bernie Bierman (Minnesota)	2	1925-26	8- 8-1	.500
	J.W. Hancock (Iowa)	3	1927-29	8-12-4	.417
	Chris Cagle (Army)	1	1930	2- 7	.222
	Ray Dauber (Iowa)	2	1931-32	5- 11	.313
	Ross McKechnie (Washington)	2	1933-34	7-12-1	.375
	Ralph Sasse (Army)	3	1935-37	20-10-2	.656
	Spike Nelson (Iowa)	1	1938	4- 6	.400
	Allyn McKeen (Tennessee)	9	1939-48	65-19-3	.764
	Slick Morton (LSU)	3	1949-51	8-18-1	.315
	Murray Warmath (Tennessee)	2	1952-53	10- 6-3	.605
	Darrell Royal (Oklahoma)	2	1954-55	12- 8	.600
	Wade Walker (Oklahoma)	6	1956-61	22-32-2	.411
	Paul Davis (Ole Miss)	5	1962-66	20-28-2	.420
	Charley Shira (Mississippi State)	6	1967-72	16-45-2	.270
	*Bob Tyler (Ole Miss)	6	1973-78	21-44-2	.328
	Emory Bellard (Southwest Texas State)	7	1979-85	37-42	.468
	Rockey Felker (Mississippi State)	5	1986-90	21-34	.382
	Jackie Sherrill (Alabama)	13	1991-2003	75-75-2	.500
	Sylvester Croom (Alabama)	5	2004-08	21-38	.356
	Dan Mullen (Ursinus College)	9	2009-17	69-46	.600
	^Joe Moorhead (Fordham)	2	2018-19	6-12	.333
	Mike Leach (BYU)	2	2020-22	19-17	.528
	Zach Arnett (New Mexico)	1	2022-Pres.	1-0	1.000

MOST WINS BY MSU COACH IN EGG BOWL

	Head Coach	Seasons	Years	Record	Pct.
1.	Jackie Sherrill	13	1991-2003	7-6	.538
2.	Dan Mullen	9	2009-17	5-4	.556
	Allyn McKeen	9	1939-48	5-4	.556
4.	Sid Robinson\$	3	1917-19	4-0	1.000
5.	Bob Tyler*	6	1973-78	3-3	.500

HIGHEST WINNING PERCENTAGE IN EGG BOWL (MINIMUM THREE YEARS)

	Head Coach	Seasons	Years	Record	Pct.
1.	Sid Robinson\$	3	1917-19	4-0	1.000
2.	Dan Mullen	9	2009-17	5-4	.556
	Allyn McKeen	9	1939-48	5-4	.556
4.	Jackie Sherrill	13	1991-2003	7-6	.538
5.	Bob Tyler*	6	1973-78	3-3	.500

* — All wins in the 1975-77 seasons were forfeited by the NCAA, except for the 1975 Memphis State and North Texas State games.

^ — All wins in the 2018 season were vacated by the NCAA Committee on Infractions.

\$ — The Golden Egg trophy was not awarded until 1927.



MSU IN THE FINAL NATIONAL RANKINGS

Table with 5 columns: Year, AP, UPI, Coaches, CFP. Rows from 1940 to 2022.

MSU'S RECORD IN ...

Table with 3 columns: State/Country, Record, Pct. Lists records for various states and countries.

MSU'S RECORD AT ...

Table with 3 columns: Site, Record, Pct. Lists records for Home, Away, and Neutral sites.

MSU IN DOMES/RETRACTABLE ROOF STADIUMS ...

Table with 3 columns: Dome, Record, Pct. Lists records for various stadium types.

(last dome game: def. Louisiana Lafayette, 38-28, in New Orleans, La., on Aug. 31, 2019)

MSU ON ARTIFICIAL TURF ...

42-47 (last field turf game: won at Arizona, 39-17, on Sept. 10, 2022 in Tucson, Ariz.)

MSU'S RECORD BY DECADE ...

Table with 3 columns: Decade, Record, Pct. Lists records for decades from 1890s to 2020s.

MSU'S RECORD BY MONTH ...

Table with 3 columns: Month, Record, Pct. Lists records for each month of the year.

MSU'S RECORD BY DAY ...

Table with 3 columns: Day, Record, Pct. Lists records for each day of the week.

MSU'S RECORD IN ...

Table with 3 columns: Season Openers, Home Openers, Road Openers, SEC Openers, SEC Home Openers, SEC Road Openers. Lists records for various game types.

* - MSU did not play a home game in 1895
% - MSU did not play a road game in 1906
^ - MSU did not play a home SEC game in the following years: 1939, 1944, 1946, 1954, 1966, 1968, 1970, 1972, 1975, 1976, 1977, 1979, 1980
& - All wins in 1975-77 were forfeited by the NCAA, except the 1975 Memphis and North Texas games
\$ - All wins in 2018 were vacated by the NCAA Committee on Infractions

LAST MSU SEC RECORD OF...

Table with 2 columns: Year, Record. Lists the last SEC record for each year from 2022 back to 1994.

LAST MSU RECORD OF...

Table with 2 columns: Year, Record. Lists the last overall record for each year from 2022 back to 1940.

** - Reflects on-field results
(MSU was 2-9 in 1975 and 0-11 in 1976 and 1977 due to wins forfeited and 0-5 in 2018 due to wins vacated.)
\$ - 10-0-1 in 1940



LONGEST WINNING STREAKS

Wins	Span	Ended Against
1. 13	10/17/1942 - 11/11/1944	at Alabama (L, 0-19, 11/18/1944)
2. 12	11/23/2013 - 11/8/2014	at Alabama (L, 20-25, 11/15/2014)
3. 10	10/19/1940 - 10/4/1941	at LSU (T, 0-0, 10/11/1941)
4. 9	11/26/2011 - 10/20/2012	at Alabama (L, 7-38, 10/27/2012)
5. 8	9/4/1999 - 11/4/1999	at Alabama (L, 7-19, 11/13/1999)
8	11/28/1918 - 11/8/1919	vs. Auburn (@ Birmingham) (L, 0-7, 11/15/1919)

LONGEST HOME WINNING STREAK:

20 games (9/23/1939 - 11/22/1947)

LONGEST ROAD WINNING STREAK (NO NEUTRAL SITES):

8 games (11/11/1939 - 10/4/1941)

LONGEST ROAD WINNING STREAK (INCLUDES NEUTRAL SITES):

8 games (10/17/1942 - 11/11/1944)

LONGEST SEC WINNING STREAKS

Wins	Span	Ended Against
1. 8	11/14/1998 - 11/4/1999	at Alabama (L, 7-19, 11/13/1999)
8	10/17/1942 - 11/11/1944	at Alabama (L, 0-19, 11/18/1944)
3. 7	11/23/2013 - 11/1/2014	at Alabama (L, 20-25, 11/15/2014)
7	9/20/1980 - 10/24/1981	at Alabama (L, 10-13, 10/31/1981)
5. 5	11/9/1940 - 10/4/1941	at LSU (T, 0-0, 10/11/1941)
6. 4	9/24/1955 - 10/22/1955	at Auburn (L, 26-27, 11/5/1955)
4	11/26/2011 - 10/13/2012	at Alabama (L, 7-38, 10/27/2012)

LONGEST SEC HOME WINNING STREAK:

11 games (9/5/1998 - 11/11/2000)

LONGEST SEC ROAD WINNING STREAK (NO NEUTRAL SITES):

6 games (11/11/1939 - 10/4/1941)

LONGEST SEC ROAD WINNING STREAK (INCLUDES NEUTRAL SITES):

7 games (10/17/1942 - 11/11/1944)

LONGEST UNBEATEN STREAKS

Games	Span (Wins, Ties)	Ended Against
1. 21	11/4/1939 - 11/8/1941 (19W, 2T)	at Duquesne (L, 0-16, 11/15/1941)
2. 13	10/17/1942 - 11/11/1944 (13W)	at Alabama (L, 0-19, 11/18/1944)
3. 12	11/23/2013 - 11/8/2014	at Alabama (L, 20-25, 11/15/2014)
4. 9	11/26/2011 - 10/20/2012 (9W)	at Alabama (L, 7-38, 10/27/2012)
5. 8	9/4/1999 - 11/4/1999 (8W)	at Alabama (L, 7-19, 11/13/1999)
8	11/28/1918 - 11/8/1919 (8W)	vs. Auburn (@ Birmingham) (L, 0-7, 11/15/1919)

LONGEST SEC UNBEATEN STREAKS

Games	Span (Wins, Ties)	Ended Against
1. 12	11/1/1939 - 11/29/1941 (10W, 2T)	at Alabama (L, 6-21, 10/3/1942)
2. 8	11/14/1998 - 11/4/1999 (8W)	at Alabama (L, 7-19, 11/13/1999)
8	10/17/1942 - 11/11/1944 (8W)	at Alabama (L, 0-19, 11/18/1944)
4. 7	11/23/2013 - 11/1/2014 (7W)	at Alabama (L, 20-25, 11/15/2014)
7	9/20/1980 - 10/24/1981 (7W)	at Alabama (L, 10-13, 10/31/1981)
6. 4	9/24/1955 - 10/22/1955 (4W)	at Auburn (L, 26-27, 11/5/1955)
4	11/26/2011 - 10/13/2012 (4W)	at Alabama (L, 7-38, 10/27/2012)

LONGEST LOSING STREAKS

Losses	Span	Ended Against
1. 11	10/14/1967 - 10/12/1968	vs. Texas Tech (@ Jackson) (T, 28-28, 10/19/1968)
2. 10	9/10/1988 - 11/26/1988	VANDERBILT (W, 42-7, 9/2/1989)
3. 8	10/15/1966 - 9/30/1967	at Texas Tech (W, 7-3, 10/7/1967)
8	10/16/1965 - 9/24/1966	RICHMOND (W, 20-0, 10/1/1966)
5. 7	9/24/1983 - 11/5/1983	at LSU (W, 45-26, 11/12/1983)
7	10/25/1958 - 10/3/1959	ARKANSAS STATE (W, 49-14, 10/10/1959)
7	9/24/2005 - 11/19/2005	OLE MISS (W, 35-14, 11/26/2005)

LONGEST SEC LOSING STREAKS

Losses	Span	Ended Against
1. 19	10/22/1965 - 10/5/1968	vs. Texas Tech (@ Jackson) (T, 28-28, 10/19/1968) ¹
2. 13	10/4/1958 - 11/28/1959	vs. Tennessee (@ Memphis) (T, 0-0, 10/1/1960)
3. 11	9/23/1989 - 11/3/1990	vs. LSU (@ Jackson) (W, 34-22, 11/17/1990)
4. 10	11/6/2004 - 11/9/2005	OLE MISS (W, 35-14, 11/26/2005)
5. 9	10/18/2003 - 10/2/2004	FLORIDA (W, 38-31, 10/23/2004)
9	9/19/2002 - 9/27/2003	VANDERBILT (W, 30-21, 10/4/2003)
9	10/25/1986 - 11/14/1987	vs. Ole Miss (@ Jackson) (W, 30-20, 11/21/1987)

LONGEST WINLESS STREAKS

Games	Span	Ended Against
1. 17	10/14/1967 - 11/30/1968 (15L, 2T)	RICHMOND (W, 17-14, 9/20/1969)
2. 10	9/10/1988 - 11/26/1988 (10L)	VANDERBILT (W, 42-7, 9/2/1989)
10	11/27/1948 - 11/26/1949 (9L, 1T)	ARKANSAS STATE (W, 67-0, 9/23/1950)
4. 8	10/15/1966 - 9/30/1967 (8L)	at Texas Tech (W, 7-3, 10/7/1967)
8	10/16/1965 - 9/24/1966 (8L)	RICHMOND (W, 20-0, 10/1/1966)

LONGEST SEC WINLESS STREAKS

Games	Span	Ended Against
1. 29	10/22/1965 - 9/19/1970 (27L, 2T)	vs. Vanderbilt (@ Memphis) (W, 20-6, 9/26/1970)
2. 22	10/4/1958 - 11/4/1961 (21L, 1T)	vs. Auburn (@ Birmingham) (W, 11-10, 11/11/1961)
3. 11	9/23/1989 - 11/3/1990 (11L)	LSU (W, 34-22, 11/17/1990)
4. 10	11/6/2004 - 11/9/2005	OLE MISS (W, 35-14, 11/26/2005)
5. 9	10/18/2003 - 10/2/2004 (9L)	FLORIDA (W, 38-31, 10/23/2004)
9	9/19/2002 - 9/27/2003 (9L)	VANDERBILT (W, 30-21, 10/4/2003)
9	10/25/1986 - 11/14/1987 (9L)	vs. Ole Miss (@ Jackson) (W, 30-20, 11/21/1987)

LONGEST STREAK WITHOUT BEING SHUTOUT

Games	Span	Ended Against
1. 125	9/5/2009 - 11/3/2018 (76-49)	at Alabama (L, 0-24, 11/10/2018)
2. 90	11/18/1978 - 11/1/1986 (44-46-0)	vs. LSU (@ Jackson) (L, 0-47, 11/15/1986)
3. 76	11/10/1990 - 9/27/1997 (39-35-2)	at Georgia (L, 0-47, 10/4/1997)
4. 45	10/11/1997 - 9/20/2001 (31-14-0)	at Florida (L, 0-52, 9/29/2001)
5. 40	11/9/1974 - 9/23/1978 (8-32-0)	at Florida (L, 0-34, 9/30/1978)

Entering 2023 on a 32 game streak of not being shutout ... started at #2 Alabama (0-41, Oct. 31, 2020)

LONGEST WIN STREAKS AGAINST SAME OPPONENT

Games	Span	Opponent
1. 14	9/23/1950 - 10/24/1992	Arkansas State
2. 13	11/30/1911 - 10/24/1925	Ole Miss
3. 12	9/3/1994 - 9/1/2011	Memphis
4. 9	11/10/1951 - 10/28/1961	Memphis
5. 9	9/20/1934 - Present	Samford

*** — All streaks reflect on-field results*

¹ — Texas Tech was an appointed conference game for MSU in 1968

**ABILENE CHRISTIAN (1-0)**

11/23/2019: MSU, 45-7 at Starkville
at Starkville: 1-0

AIR FORCE (0-1)

12/29/1991: AFA, 38-15 at Memphis, Tenn.
at Neutral Sites: 0-1

ALABAMA (18-86-3)*

10/24/1896:	UA, 20-0	at Tuscaloosa, Ala.
11/26/1901:	UA, 45-0	at Tuscaloosa, Ala.
11/8/1902:	UA, 27-0	at Tuscaloosa, Ala.
10/16/1903:	MSU, 11-0	at Columbus, Miss.
10/15/1904:	UA, 6-0	at Columbus, Miss.
10/14/1905:	UA, 34-0	at Tuscaloosa, Ala.
11/3/1906:	UA, 16-4	at Starkville
10/20/1911:	Tied, 6-6	at Columbus, Miss.
10/18/1912:	MSU, 7-0	at Aberdeen, Miss.
11/27/1913:	MSU, 7-0	at Birmingham, Ala.
11/26/1914:	MSU, 9-0	at Birmingham, Ala.
11/27/1919:	UA, 14-6	at Birmingham, Ala.
11/25/1920:	UA, 24-7	at Birmingham, Ala.
11/24/1921:	Tied, 7-7	at Birmingham, Ala.
11/30/1922:	UA, 59-0	at Birmingham, Ala.
10/31/1925:	UA, 6-0	at Tuscaloosa, Ala.
10/9/1926:	UA, 26-7	at Meridian, Miss.
10/29/1927:	UA, 13-7	at Tuscaloosa, Ala.
10/13/1928:	UA, 46-0	at Starkville
10/10/1931:	UA, 53-0	at Meridian, Miss.
10/1/1932:	UA, 53-0	at Montgomery, Ala.
10/14/1933:	UA, 18-0	at Tuscaloosa, Ala.
10/13/1934:	UA, 41-0	at Tuscaloosa, Ala.
10/12/1935:	MSU, 20-7	at Tuscaloosa, Ala.
10/10/1936:	UA, 7-0	at Tuscaloosa, Ala.
10/28/1939:	UA, 7-0	at Tuscaloosa, Ala.
11/30/1940:	MSU, 13-0	at Tuscaloosa, Ala.
10/4/1941:	MSU, 14-0	at Tuscaloosa, Ala.
10/3/1942:	UA, 21-6	at Tuscaloosa, Ala.
11/18/1944:	UA, 19-0	at Tuscaloosa, Ala.
12/1/1945:	UA, 55-13	at Tuscaloosa, Ala.
11/30/1946:	UA, 24-7	at Tuscaloosa, Ala.
10/23/1948:	UA, 10-7	at Starkville
10/22/1949:	UA, 35-6	at Tuscaloosa, Ala.
10/28/1950:	UA, 14-7	at Tuscaloosa, Ala.
10/27/1951:	UA, 7-0	at Starkville
10/25/1952:	UA, 42-19	at Tuscaloosa, Ala.
10/24/1953:	Tied, 7-7	at Tuscaloosa, Ala.
10/23/1954:	MSU, 12-7	at Tuscaloosa, Ala.
10/22/1955:	MSU, 26-7	at Tuscaloosa, Ala.
10/27/1956:	UA, 13-12	at Tuscaloosa, Ala.
10/26/1957:	MSU, 25-13	at Tuscaloosa, Ala.
10/25/1958:	UA, 9-7	at Starkville
10/31/1959:	UA, 10-0	at Tuscaloosa, Ala.
10/29/1960:	UA, 7-0	at Starkville
11/4/1961:	UA, 24-0	at Tuscaloosa, Ala.
11/3/1962:	UA, 20-0	at Starkville
11/2/1963:	UA, 20-19	at Tuscaloosa, Ala.
10/31/1964:	UA, 23-6	at Jackson, Miss.
10/30/1965:	UA, 10-7	at Jackson, Miss.
10/29/1966:	UA, 27-14	at Tuscaloosa, Ala.
11/4/1967:	UA, 13-0	at Tuscaloosa, Ala.
11/2/1968:	UA, 20-13	at Tuscaloosa, Ala.
11/1/1969:	UA, 23-19	at Jackson, Miss.
10/31/1970:	UA, 35-6	at Tuscaloosa, Ala.
10/30/1971:	UA, 41-10	at Jackson, Miss.
11/4/1972:	UA, 58-14	at Tuscaloosa, Ala.
11/3/1973:	UA, 35-0	at Jackson, Miss.
11/2/1974:	UA, 35-0	at Tuscaloosa, Ala.
11/1/1975:	UA, 21-10	at Jackson, Miss.
10/30/1976:	UA, 34-17	at Tuscaloosa, Ala.
10/29/1977:	UA, 37-7	at Jackson, Miss.
11/4/1978:	UA, 35-14	at Birmingham, Ala.
11/3/1979:	UA, 24-7	at Tuscaloosa, Ala.
11/1/1980:	MSU, 6-3	at Jackson, Miss.
10/31/1981:	UA, 13-10	at Tuscaloosa, Ala.
10/30/1982:	UA, 20-12	at Jackson, Miss.
10/29/1983:	UA, 35-18	at Tuscaloosa, Ala.
11/3/1984:	UA, 24-20	at Jackson, Miss.
11/2/1985:	UA, 44-28	at Tuscaloosa, Ala.
11/1/1986:	UA, 38-3	at Starkville
10/31/1987:	UA, 21-18	at Birmingham, Ala.
10/29/1988:	UA, 53-34	at Starkville

11/4/1989:	UA, 23-10	at Birmingham, Ala.
11/3/1990:	UA, 22-0	at Starkville
11/2/1991:	UA, 13-7	at Tuscaloosa, Ala.
11/14/1992:	UA, 30-21	at Starkville
11/13/1993:	*UA, 36-25	at Tuscaloosa, Ala.
11/12/1994:	UA, 29-25	at Starkville
11/11/1995:	UA, 14-9	at Tuscaloosa, Ala.
11/16/1996:	MSU, 17-16	at Starkville
11/15/1997:	MSU, 32-20	at Tuscaloosa, Ala.
11/14/1998:	MSU, 26-14	at Starkville
11/13/1999:	UA, 19-7	at Tuscaloosa, Ala.
11/11/2000:	MSU, 29-7	at Starkville
11/10/2001:	UA, 24-17	at Tuscaloosa, Ala.
11/9/2002:	UA, 28-14	at Tuscaloosa, Ala.
11/8/2003:	UA, 38-0	at Starkville
11/6/2004:	UA, 30-14	at Tuscaloosa, Ala.
11/5/2005:	UA, 17-0	at Starkville
11/4/2006:	MSU, 24-16	at Tuscaloosa, Ala.
11/10/2007:	MSU, 17-12	at Starkville
11/15/2008:	UA, 32-7	at Tuscaloosa, Ala.
11/14/2009:	UA, 31-3	at Starkville
11/13/2010:	UA, 30-10	at Tuscaloosa, Ala.
11/12/2011:	UA, 24-7	at Starkville
10/27/2012:	UA, 38-7	at Tuscaloosa, Ala.
11/16/2013:	UA, 20-7	at Starkville
11/15/2014:	UA, 25-20	at Tuscaloosa, Ala.
11/14/2015:	UA, 31-6	at Starkville
11/12/2016:	UA, 51-3	at Tuscaloosa, Ala.
11/11/2017:	UA, 31-24	at Starkville
11/10/2018:	UA, 24-0	at Tuscaloosa, Ala.
11/16/2019:	UA, 38-7	at Starkville
10/31/2020:	UA, 41-0	at Tuscaloosa, Ala.
10/16/2021:	UA, 49-9	at Starkville
10/22/2022:	UA, 6-30	at Tuscaloosa, Ala.

at Starkville: 4-21 at Tuscaloosa: 9-46-1 at Neutral Sites: 5-19-2

ALCORN STATE (2-0)

10/2/2010: MSU, 49-16 at Starkville
 9/7/2013: MSU, 51-7 at Starkville
at Starkville: 2-0

ARIZONA (1-0)

9/10/22: MSU, 39-17 at Tucson, Ariz.
at Tucson: 1-0

ARKANSAS (13-18-1)^

11/30/1916:	MSU, 20-7	at Memphis, Tenn.
9/30/1939:	MSU, 19-0	at Memphis, Tenn.
11/7/1992:	MSU, 10-3	at Starkville
11/6/1993:	Tied, 13-13	at Little Rock, Ark.
11/5/1994:	MSU, 17-7	at Starkville
11/4/1995:	UA, 26-21	at Little Rock, Ark.
11/23/1996:	UA, 16-13	at Starkville
11/22/1997:	UA, 17-7	at Fayetteville, Ark.
11/21/1998:	MSU, 22-21	at Starkville
11/20/1999:	UA, 14-9	at Little Rock, Ark.
11/18/2000:	UA, 17-10 (OT)	at Starkville
11/17/2001:	UA, 24-21	at Fayetteville, Ark.
11/23/2002:	UA, 26-19	at Starkville
11/22/2003:	UA, 52-6	at Fayetteville, Ark.
11/20/2004:	UA, 24-21	at Starkville
11/19/2005:	UA, 44-10	at Little Rock, Ark.
11/18/2006:	UA, 28-14	at Starkville
11/17/2007:	UA, 45-31	at Little Rock, Ark.
11/22/2008:	MSU, 31-28	at Starkville
11/21/2009:	UA, 42-21	at Little Rock, Ark.
11/20/2010:	UA, 38-31 (2OT)	at Starkville
11/19/2011:	UA, 44-17	at Little Rock, Ark.
11/17/2012:	MSU, 45-14	at Starkville
11/23/2013:	MSU, 24-17 (OT)	at Little Rock, Ark.
11/1/2014:	MSU, 17-10	at Starkville
11/21/2015:	MSU, 51-50	at Fayetteville, Ark.
11/19/2016:	UA, 58-42	at Starkville
11/18/2017:	MSU, 28-21	at Fayetteville, Ark.
11/17/2018:	*MSU, 52-6	at Starkville
11/2/2019:	MSU, 54-24	at Fayetteville, Ark.
10/3/2020:	UA, 14-21	at Starkville
11/6/2021:	UA, 31-28	at Fayetteville, Ark.
10/8/2022:	MSU, 40-17	at Starkville

at Starkville: 7-8 at Fayetteville: 3-4 at Little Rock: 1-6-1
at Neutral Sites: 2-0

SERIES HISTORY HISTORY**ARKANSAS MONTICELLO (1-0)†**

10/14/1944: MSU, 49-20 at Starkville
at Starkville: 1-0
 † Previously Arkansas A&M

ARKANSAS STATE (15-0-1)

9/23/1950:	MSU, 67-0	at Starkville
9/22/1951:	MSU, 32-0	at Starkville
10/4/1952:	MSU, 41-14	at Starkville
10/2/1954:	MSU, 46-13	at Starkville
10/20/1956:	MSU, 19-9	at Starkville
10/12/1957:	MSU, 47-13	at Starkville
10/18/1958:	MSU, 38-0	at Starkville
10/10/1959:	MSU, 49-14	at Starkville
10/8/1960:	MSU, 29-9	at Starkville
10/14/1961:	MSU, 38-0	at Starkville
9/11/1982:	MSU, 31-10	at Starkville
9/7/1985:	MSU, 22-14	at Starkville
10/11/1986:	MSU, 24-9	at Starkville
10/24/1992:	MSU, 56-6	at Starkville
10/23/1993:	Tied, 15-15	at Starkville
10/1/1994:	MSU, 49-3	at Starkville

at Starkville: 15-0-1

ARMY (1-0)

1935: MSU, 13-7 at West Point, Miss.
at West Point: 1-0

AUBURN (28-65-2)**

10/27/1905:	AU, 18-0	at Columbus, Miss.
10/8/1910:	AU, 6-0	at Auburn, Ala.
10/27/1911:	AU, 11-5	at Birmingham, Ala.
10/26/1912:	AU, 7-0	at Birmingham, Ala.
10/25/1913:	AU, 34-0	at Birmingham, Ala.
10/24/1914:	AU, 19-0	at Birmingham, Ala.
10/23/1915:	AU, 26-0	at Birmingham, Ala.
10/27/1916:	AU, 7-3	at Birmingham, Ala.
10/27/1917:	AU, 13-6	at Birmingham, Ala.
11/15/1919:	AU, 7-0	at Birmingham, Ala.
11/12/1927:	MSU, 7-0	at Birmingham, Ala.
11/17/1928:	MSU, 13-0	at Birmingham, Ala.
11/15/1930:	MSU, 7-6	at Birmingham, Ala.
10/16/1937:	AU, 33-7	at Birmingham, Ala.
10/14/1938:	AU, 20-6	at Montgomery, Ala.
10/14/1939:	AU, 7-0	at Birmingham, Ala.
10/12/1940:	Tied, 7-7	at Birmingham, Ala.
11/8/1941:	MSU, 14-7	at Birmingham, Ala.
10/31/1942:	MSU, 6-0	at Birmingham, Ala.
11/11/1944:	MSU, 26-21	at Birmingham, Ala.
10/6/1945:	MSU, 20-0	at Birmingham, Ala.
11/9/1946:	MSU, 33-0	at Birmingham, Ala.
11/8/1947:	MSU, 14-0	at Birmingham, Ala.
11/6/1948:	MSU, 20-0	at Birmingham, Ala.
11/5/1949:	AU, 25-6	at Auburn, Ala.
11/4/1950:	MSU, 27-0	at Starkville
11/8/1952:	MSU, 49-34	at Auburn, Ala.
10/10/1953:	Tied, 21-21	at Starkville
11/5/1955:	AU, 27-26	at Auburn, Ala.
11/10/1956:	AU, 27-20	at Auburn, Ala.
11/9/1957:	AU, 15-7	at Birmingham, Ala.
11/8/1958:	AU, 33-14	at Auburn, Ala.
11/7/1959:	AU, 31-0	at Birmingham, Ala.
11/5/1960:	AU, 27-12	at Auburn, Ala.
11/11/1961:	MSU, 11-10	at Birmingham, Ala.
11/10/1962:	AU, 9-3	at Auburn, Ala.
11/9/1963:	MSU, 13-10	at Jackson, Miss.
11/7/1964:	AU, 12-3	at Auburn, Ala.
11/6/1965:	AU, 25-18	at Birmingham, Ala.
11/5/1966:	AU, 13-0	at Jackson, Miss.
11/11/1967:	AU, 36-0	at Auburn, Ala.
9/28/1968:	AU, 26-0	at Jackson, Miss.
11/8/1969:	AU, 52-13	at Auburn, Ala.
11/7/1970:	AU, 56-0	at Birmingham, Ala.
11/6/1971:	AU, 30-21	at Auburn, Ala.
9/9/1972:	AU, 14-3	at Jackson, Miss.
11/10/1973:	AU, 31-17	at Auburn, Ala.
11/9/1974:	AU, 24-20	at Jackson, Miss.
11/8/1975:	*Tied, 21-21	at Auburn, Ala.
11/6/1976:	*MSU, 28-19	at Jackson, Miss.
11/5/1977:	*MSU, 27-13	at Auburn, Ala.
11/11/1978:	AU, 6-0	at Starkville
11/10/1979:	AU, 14-3	at Auburn, Ala.



10/25/1980:	MSU, 24-21	at Jackson, Miss.
10/24/1981:	MSU, 21-17	at Auburn, Ala.
10/23/1982:	AU, 35-17	at Starkville
10/22/1983:	AU, 28-13	at Auburn, Ala.
10/27/1984:	AU, 24-21	at Starkville
10/26/1985:	AU, 21-9	at Auburn, Ala.
10/25/1986:	AU, 35-6	at Starkville
10/24/1987:	AU, 38-7	at Auburn, Ala.
10/22/1988:	AU, 33-0	at Auburn, Ala.
10/28/1989:	AU, 14-0	at Auburn, Ala.
10/27/1990:	AU, 17-16	at Starkville
10/26/1991:	MSU, 24-17	at Auburn, Ala.
10/10/1992:	MSU, 14-7	at Starkville
10/9/1993:	AU, 31-17	at Auburn, Ala.
10/8/1994:	AU, 42-18	at Starkville
10/7/1995:	AU, 48-20	at Auburn, Ala.
10/12/1996:	AU, 49-15	at Starkville
11/1/1997:	MSU, 20-0	at Auburn, Ala.
10/10/1998:	MSU, 38-21	at Starkville
10/9/1999:	MSU, 18-16	at Auburn, Ala.
10/7/2000:	MSU, 17-10	at Starkville
10/6/2001:	AU, 16-14	at Auburn, Ala.
9/19/2002:	AU, 42-14	at Starkville
10/18/2003:	AU, 45-13	at Auburn, Ala.
9/11/2004:	AU, 43-14	at Starkville
9/10/2005:	AU, 28-0	at Auburn, Ala.
9/9/2006:	AU, 34-0	at Starkville
9/15/2007:	MSU, 19-14	at Auburn, Ala.
9/13/2008:	AU, 3-2	at Starkville
9/12/2009:	AU, 49-24	at Auburn, Ala.
9/9/2010:	AU, 17-14	at Starkville
9/10/2011:	AU, 41-34	at Auburn, Ala.
9/8/2012:	MSU, 28-10	at Starkville
9/14/2013:	AU, 24-20	at Auburn, Ala.
10/11/2014:	MSU, 38-23	at Starkville
9/26/2015:	MSU, 17-9	at Auburn, Ala.
10/8/2016:	AU, 38-14	at Starkville
9/30/2017:	AU, 49-10	at Auburn, Ala.
10/6/2018:	MSU, 23-9	at Starkville
9/28/2019:	AU, 56-23	at Auburn, Ala.
12/12/2020:	AU, 24-10	at Starkville
11/13/2021:	MSU, 43-34	at Auburn, Ala.
11/5/2022:	MSU, 39-33 (ot)	at Starkville
<i>at Starkville: 7-14-1 at Auburn: 8-30 at Neutral Sites: 13-21-1</i>		

BAYLOR (1-2-1)

10/2/1948:	Tied, 7-7	at Memphis, Tenn.
10/1/1949:	BU, 14-6	at Starkville
10/7/1950:	BU, 14-7	at Shreveport, La.
9/16/1995:	MSU, 30-21	at Waco, Texas
<i>at Starkville: 0-1 at Waco: 1-0 at Neutral Sites: 0-1-1</i>		

BIRMINGHAM-SOUTHERN (8-0)

10/2/1909:	MSU, 21-0	at Starkville
11/12/1910:	MSU, 46-0	at Starkville
11/3/1911:	MSU, 62-0	at Starkville
10/1/1921:	MSU, 20-7	at Starkville
10/7/1922:	MSU, 14-0	at Starkville
9/25/1926:	MSU, 19-7	at Birmingham, Ala.
10/1/1927:	MSU, 27-0	at Starkville
11/4/1939:	MSU, 28-0	at Starkville
<i>at Starkville: 7-0 at Birmingham: 1-0</i>		

BOWLING GREEN (2-0)

10/13/2013:	MSU, 21-20	at Starkville
9/24/22:	MSU, 45-14	at Starkville
<i>at Starkville: 2-0</i>		

BYU (2-2)

9/14/2000:	MSU, 44-28	at Provo, Utah
12/1/2001:	BYU, 41-38	at Starkville
10/14/2016:	BYU, 28-21 (2OT)	at Provo, Utah
10/14/2017:	MSU, 35-10	at Starkville
<i>at Starkville: 1-1 at Provo: 1-1</i>		

CAL POLY POMONA (0-1)*

10/2/1976:	*MSU, 38-0	at Starkville
<i>at Starkville: 0-1</i>		

CAL STATE FULLERTON (2-0)

9/15/1990:	MSU, 27-13	at Starkville
8/31/1991:	MSU, 47-3	at Starkville
<i>at Starkville: 2-0</i>		

CAMP SHELBY (1-0)

11/9/1918:	MSU, 12-0	at Starkville
<i>at Starkville: 1-0</i>		

CENTENARY (0-1-2)

11/10/1928:	Tie, 6-6	at Starkville
10/30/1937:	Tie, 0-0	at Shreveport, La.
11/12/1938:	CC, 19-0	at Meridian, Miss.
<i>at Starkville: 0-0-1 at Shreveport: 0-0-1 at Neutral Sites: 0-1</i>		

CHARLESTON SOUTHERN (1-0)

9/2/2017:	MSU, 49-0	at Starkville
<i>at Starkville: 1-0</i>		

CHATTANOOGA (4-0)

11/13/1909:	MSU, 37-6	at Starkville
10/14/1916:	MSU, 33-0	at Chattanooga, Tenn.
9/29/1946:	MSU, 41-7	at Starkville
9/26/1947:	MSU, 19-0	at Starkville
<i>at Starkville: 3-0 at Chattanooga: 1-0</i>		

CHRISTIAN BROTHERS (0-0-1)

10/26/1901:	Tied, 0-0	at Memphis, Tenn.
<i>at Memphis: 0-0-1</i>		

CINCINNATI (1-1)

10/16/1948:	MSU, 27-0	at Starkville
10/15/1949:	UC, 19-0	at Cincinnati, Ohio
<i>at Starkville: 1-0 at Cincinnati: 0-1</i>		

CLEMSON (1-1-1)

10/9/1948:	CU, 21-7	at Starkville
10/8/1949:	Tied, 7-7	at Clemson, S.C.
12/30/1999:	MSU, 17-7	at Atlanta, Ga.
<i>at Starkville: 0-1 at Clemson: 0-0-1 at Neutral Sites: 1-0</i>		

COLORADO STATE (2-0)

10/10/1981:	MSU, 37-27	at Fort Collins, Colo.
9/8/1984:	MSU, 14-9	at Starkville
<i>at Starkville: 1-0 at Fort Collins: 1-0</i>		

CUMBERLAND (2-3)

10/17/1902:	CU, 15-6	at Starkville
11/18/1904:	CU, 27-5	at Starkville
11/18/1905:	CU, 27-5	at Starkville
10/9/1909:	MSU, 34-6	at Starkville
10/10/1914:	MSU, 77-0	at Starkville
<i>at Starkville: 2-3</i>		

DELTA STATE (1-0)

9/25/1937:	MSU, 39-0	at Starkville
<i>at Starkville: 1-0</i>		

DETROIT (1-0)

10/13/1945:	MSU, 41-6	at Memphis, Tenn.
<i>at Neutral Sites: 1-0</i>		

DRAKE (0-1)

11/25/1922:	DU, 48-6	at Starkville
<i>at Starkville: 0-1</i>		

DRURY COLLEGE (1-0)

10/30/1907:	MSU, 6-0	at Starkville
<i>at Starkville: 1-0</i>		

DUQUESNE (3-3)

1/1/1937:	DU, 13-12	at Miami, Fla.
12/4/1937:	DU, 9-0	at Starkville
10/21/1938:	MSU, 12-7	at Pittsburgh, Pa.
11/15/1941:	DU, 16-0	at Pittsburgh, Pa.
11/14/1942:	MSU, 28-6	at Starkville
10/18/1947:	MSU, 34-0	at Starkville
<i>at Starkville: 2-1 at Pittsburgh: 1-1 at Neutral Sites: 0-1</i>		

EAST TENNESSEE STATE (2-0)

10/17/1998:	MSU, 53-6	at Starkville
11/19/2022:	MSU, 56-7	at Starkville
<i>at Starkville: 2-0</i>		

FLORIDA (19-34-2)

11/24/1923:	Tied, 13-13	at Jacksonville, Fla.
11/22/1924:	UF, 27-0	at Montgomery, Ala.
11/21/1925:	UF, 12-0	at Tampa, Fla.
12/5/1936:	MSU, 7-0	at Gainesville, Fla.
10/23/1937:	MSU, 14-13	at Starkville
10/1/1938:	MSU, 22-0	at Starkville
10/7/1939:	MSU, 14-0	at Gainesville, Fla.
9/28/1940:	MSU, 27-7	at Gainesville, Fla.
9/27/1941:	MSU, 6-0	at Starkville
10/24/1942:	MSU, 26-12	at Gainesville, Fla.
10/30/1954:	UF, 7-0	at Gainesville, Fla.
9/17/1955:	UF, 20-14	at Gainesville, Fla.
9/22/1956:	UF, 26-0	at Starkville
10/19/1957:	MSU, 29-20	at Gainesville, Fla.
9/27/1958:	MSU, 14-7	at Gainesville, Fla.
9/26/1959:	UF, 14-13	at Gainesville, Fla.
9/22/1962:	UF, 19-9	at Jackson, Miss.
9/28/1963:	Tied, 9-9	at Gainesville, Fla.
9/26/1964:	UF, 16-13	at Jackson, Miss.
9/25/1965:	MSU, 18-13	at Gainesville, Fla.
9/24/1966:	UF, 28-7	at Gainesville, Fla.
9/30/1967:	UF, 24-7	at Jackson, Miss.
10/5/1968:	UF, 31-14	at Gainesville, Fla.
9/27/1969:	UF, 47-35	at Jackson, Miss.
9/19/1970:	UF, 34-13	at Gainesville, Fla.
9/18/1971:	MSU, 13-10	at Jackson, Miss.
9/30/1972:	UF, 28-13	at Gainesville, Fla.
9/29/1973:	MSU, 33-12	at Jackson, Miss.
9/28/1974:	UF, 29-13	at Gainesville, Fla.
9/27/1975:	UF, 27-10	at Jackson, Miss.
9/25/1976:	UF, 34-30	at Gainesville, Fla.
9/24/1977:	UF, 24-22	at Jackson, Miss.
9/30/1978:	UF, 34-0	at Gainesville, Fla.
9/29/1979:	MSU, 24-10	at Jackson, Miss.
9/27/1980:	UF, 21-15	at Gainesville, Fla.
9/26/1981:	MSU, 28-7	at Jackson, Miss.
9/25/1982:	UF, 27-17	at Gainesville, Fla.
9/24/1983:	UF, 35-12	at Starkville
9/29/1984:	UF, 27-12	at Gainesville, Fla.
9/28/1985:	UF, 36-22	at Starkville
9/27/1986:	MSU, 16-10	at Starkville
9/26/1987:	UF, 38-3	at Gainesville, Fla.
9/24/1988:	UF, 17-0	at Gainesville, Fla.
9/30/1989:	UF, 21-0	at Tampa, Fla.
9/29/1990:	UF, 34-21	at Gainesville, Fla.
9/28/1991:	UF, 29-7	at Orlando, Fla.
10/1/1992:	MSU, 30-6	at Starkville
10/2/1993:	UF, 38-24	at Gainesville, Fla.
9/30/2000:	MSU, 47-35	at Starkville
9/29/2001:	UF, 52-0	at Gainesville, Fla.
10/23/2004:	MSU, 38-31	at Starkville
10/8/2005:	UF, 35-9	at Gainesville, Fla.
10/24/2009:	UF, 29-19	at Starkville
10/16/2010:	MSU, 10-7	at Gainesville, Fla.
9/29/2018:	UF, 13-6	at Starkville
<i>at Starkville: 7-5 at Gainesville: 8-19-1 at Neutral Sites: 4-10-1</i>		

FLORIDA STATE (2-7)

10/22/1966:	FSU, 10-0	at Tallahassee, Fla.
10/28/1967:	FSU, 24-12	at Tallahassee, Fla.
11/9/1968:	FSU, 27-14	at Starkville
10/25/1969:	FSU, 20-17	at Tallahassee, Fla.
10/9/1971:	FSU, 27-9	at Tallahassee, Fla.
10/14/1972:	FSU, 25-21	at Jackson, Miss.
10/13/1973:	MSU, 37-12	at Tallahassee, Fla.
10/14/1978:	MSU, 55-27	at Starkville
10/13/1979:	FSU, 17-6	at Tallahassee, Fla.
<i>at Starkville: 1-1 at Tallahassee: 1-5 at Neutral Sites: 0-1</i>		

GARDNER-WEBB (1-0)

9/22/2007:	MSU, 31-15	at Starkville
<i>at Starkville: 1-0</i>		

GEORGETOWN (1-0)

1/1/1941:	MSU, 14-7	at Miami, Fla.
<i>at Neutral Sites: 1-0</i>		



GEORGIA (6-20)

Table with columns for date, opponent, score, and location. Includes games from 10/31/1914 to 11/12/2022.

GEORGIA TECH (0-5)

Table with columns for date, opponent, score, and location. Includes games from 10/17/1908 to 12/31/2014.

HARDIN-SIMMONS (1-0)

Table with columns for date, opponent, score, and location. Includes game from 10/25/1947.

HASKELL INSTITUTE (1-0)

Table with columns for date, opponent, score, and location. Includes game from 11/29/1917.

HAVANA ATHLETIC CLUB (1-0)

Table with columns for date, opponent, score, and location. Includes game from 1/1/1912.

HENDERSON BROWN (0-1)

Table with columns for date, opponent, score, and location. Includes game from 9/27/1929.

HENDERSON STATE (0-1)

Table with columns for date, opponent, score, and location. Includes game from 11/8/1930.

HOUSTON (7-9)

Table with columns for date, opponent, score, and location. Includes games from 9/29/1956 to 10/9/2010.

ILLINOIS (2-1)

Table with columns for date, opponent, score, and location. Includes games from 11/17/1923 to 1/2/2023.

INDIANA (0-3)

Table with columns for date, opponent, score, and location. Includes games from 10/9/1920 to 10/27/1932.

IOWA (0-1)

Table with columns for date, opponent, score, and location. Includes game from 1/1/2019.

JACKSON AIR FORCE BASE (1-0)

Table with columns for date, opponent, score, and location. Includes game from 9/30/1944.

JACKSON STATE (2-0)

Table with columns for date, opponent, score, and location. Includes games from 9/5/2009 to 9/1/2012.

JACKSONVILLE STATE (2-0)

Table with columns for date, opponent, score, and location. Includes games from 9/14/2002 to 10/14/2006.

KANSAS (1-0)

Table with columns for date, opponent, score, and location. Includes game from 12/31/1981.

KANSAS STATE (1-2)*^

Table with columns for date, opponent, score, and location. Includes games from 10/5/1974 to 9/14/2019.

KENTUCKY (25-25)*

Table with columns for date, opponent, score, and location. Includes games from 10/17/1914 to 10/10/2020.

Table with columns for date, opponent, score, and location. Includes games from 10/30/2021 to 10/15/2022.

LAMAR (2-0)

Table with columns for date, opponent, score, and location. Includes games from 10/16/1971 to 10/12/1974.

LOUISIANA (4-1)^

Table with columns for date, opponent, score, and location. Includes games from 10/23/1908 to 8/31/2019.

LOUISIANA-MONROE (4-1-1)^1

Table with columns for date, opponent, score, and location. Includes games from 9/16/1972 to 10/11/1997.

1 Previously Northeast Louisiana

LSU (36-77-3)*

Table with columns for date, opponent, score, and location. Includes games from 11/20/1896 to 11/14/1959.



11/12/1960:	LSU, 7-3	at Baton Rouge, La.
11/18/1961:	LSU, 14-6	at Baton Rouge, La.
11/17/1962:	LSU, 28-0	at Jackson, Miss.
11/16/1963:	MSU, 7-6	at Jackson, Miss.
11/14/1964:	LSU, 14-10	at Baton Rouge, La.
11/13/1965:	LSU, 37-20	at Baton Rouge, La.
11/12/1966:	LSU, 17-7	at Baton Rouge, La.
11/18/1967:	LSU, 55-0	at Baton Rouge, La.
11/16/1968:	LSU, 20-16	at Baton Rouge, La.
11/15/1969:	LSU, 61-6	at Baton Rouge, La.
11/14/1970:	LSU, 38-7	at Baton Rouge, La.
11/13/1971:	LSU, 28-3	at Jackson, Miss.
11/18/1972:	LSU, 28-14	at Baton Rouge, La.
11/17/1973:	LSU, 26-7	at Baton Rouge, La.
11/16/1974:	MSU, 7-6	at Jackson, Miss.
11/15/1975:	*MSU, 16-6	at Baton Rouge, La.
11/13/1976:	*MSU, 21-13	at Jackson, Miss.
11/12/1977:	LSU, 27-24	at Baton Rouge, La.
11/18/1978:	MSU, 16-14	at Jackson, Miss.
11/17/1979:	LSU, 21-3	at Baton Rouge, La.
11/15/1980:	MSU, 55-31	at Jackson, Miss.
11/14/1981:	MSU, 17-9	at Baton Rouge, La.
11/13/1982:	MSU, 27-24	at Starkville
11/12/1983:	MSU, 45-26	at Baton Rouge, La.
11/17/1984:	MSU, 16-14	at Starkville
11/16/1985:	LSU, 17-15	at Baton Rouge, La.
11/15/1986:	LSU, 47-0	at Jackson, Miss.
11/14/1987:	LSU, 34-14	at Baton Rouge, La.
11/12/1988:	LSU, 20-3	at Starkville
11/18/1989:	LSU, 44-20	at Baton Rouge, La.
11/17/1990:	MSU, 34-22	at Jackson, Miss.
11/16/1991:	MSU, 28-19	at Baton Rouge, La.
9/12/1992:	LSU, 24-3	at Baton Rouge, La.
9/11/1993:	LSU, 18-16	at Starkville
9/10/1994:	LSU, 44-24	at Baton Rouge, La.
9/9/1995:	LSU, 34-16	at Starkville
10/26/1996:	LSU, 28-20	at Baton Rouge, La.
9/13/1997:	LSU, 24-9	at Starkville
10/24/1998:	LSU, 41-6	at Baton Rouge, La.
10/23/1999:	MSU, 17-16	at Starkville
10/21/2000:	LSU, 45-38 (OT)	at Baton Rouge, La.
10/20/2001:	LSU, 42-0	at Starkville
9/28/2002:	LSU, 31-13	at Baton Rouge, La.
9/27/2003:	LSU, 41-6	at Starkville
9/25/2004:	LSU, 51-0	at Baton Rouge, La.
10/1/2005:	LSU, 37-7	at Starkville
9/30/2006:	LSU, 47-17	at Baton Rouge, La.
8/30/2007:	LSU, 45-0	at Starkville
9/27/2008:	LSU, 34-24	at Baton Rouge, La.
9/26/2009:	LSU, 30-26	at Starkville
9/18/2010:	LSU, 29-7	at Baton Rouge, La.
9/15/2011:	LSU, 19-6	at Starkville
11/10/2012:	LSU, 37-17	at Baton Rouge, La.
10/5/2013:	LSU, 59-26	at Starkville
9/20/2014:	MSU, 34-29	at Baton Rouge, La.
9/12/2015:	LSU, 21-19	at Starkville
9/17/2016:	LSU, 23-20	at Baton Rouge, La.
9/16/2017:	MSU, 37-7	at Starkville
10/20/2018:	LSU, 19-3	at Baton Rouge, La.
10/19/2019:	LSU, 36-13	at Starkville
9/26/2020:	MSU, 44-34	at Baton Rouge, La.
9/5/2021:	LSU, 28-25	at Starkville
9/17/22:	LSU, 16-31	at Baton Rouge, La.

at Starkville: 7-17-1 at Baton Rouge: 20-50-1 at Neutral Sites: 9-10-1

LOUISIANA TECH (11-3)*

11/25/1904:	MSU, 32-5	at Starkville
10/10/1908:	MSU, 47-0	at Starkville
10/8/1927:	MSU, 14-0	at Starkville
10/8/1938:	MSU, 48-0	at Starkville
9/21/1968:	LTU, 20-13	at Starkville
9/13/1980:	MSU, 31-11	at Starkville
9/19/1987:	MSU, 14-13	at Starkville
9/3/1988:	MSU, 21-14	at Starkville
9/21/1996:	LTU, 38-23	at Starkville
8/30/2008:	LTU, 22-14	at Ruston, La.
9/24/2011:	MSU, 26-20 (OT)	at Starkville
10/17/2015:	MSU, 45-20	at Starkville
9/9/2017:	MSU, 57-21	at Ruston, La.
11/3/2018:	*MSU, 45-3	at Starkville
9/4/2021:	MSU, 35-34	at Starkville

at Starkville: 10-2 at Ruston: 1-1

LOUISVILLE (3-3)*

10/20/1973:	MSU, 18-7	at Louisville, Ky.
10/26/1974:	MSU, 56-7	at Starkville
10/25/1975:	*MSU, 28-14	at Louisville, Ky.
9/18/1976:	*MSU, 30-21	at Starkville
12/30/2017:	MSU, 31-27	at Jacksonville, Fla.
12/30/2019:	LOU, 38-28	at Nashville, Tenn.

at Starkville: 1-1 at Louisville: 1-1 at Neutral Sites: 1-1

LOYOLA [N.O.] (3-0)

11/17/1934:	MSU, 20-6	at New Orleans, La.
10/18/1935:	MSU, 6-0	at New Orleans, La.
10/17/1936:	MSU, 32-0	at Meridian, Miss.

at New Orleans: 2-0 at Neutral Sites: 1-0

MAINE (0-1)

9/18/2004:	Maine, 9-7	at Starkville
------------	------------	---------------

at Starkville: 0-1

MARION [ALA.] MILITARY INSTITUTE (4-0)

10/20/1905:	MSU, 38-0	at Marion, Ala.
10/13/1906:	MSU, 62-0	at Starkville
10/3/1914:	MSU, 54-0	at Starkville
10/5/1917:	MSU, 18-6	at Starkville

at Starkville: 3-0 at Marion: 1-0

MARSHALL (1-0)

10/20/1979:	MSU, 48-0	at Starkville
-------------	-----------	---------------

at Starkville: 1-0

MARYLAND (0-1)

9/22/1979:	UM, 35-14	at College Park, Md.
------------	-----------	----------------------

at College Park: 0-1

MARYVILLE COLLEGE (0-0-1)

11/20/1916:	Tied, 7-7	at Maryville, Tenn.
-------------	-----------	---------------------

at Maryville: 0-0-1

MAXWELL FIELD (1-0)

10/20/1945:	MSU, 16-6	at Starkville
-------------	-----------	---------------

at Starkville: 1-0

MEMPHIS (34-12)*

11/10/1951:	MSU, 27-20	at Memphis, Tenn.
9/19/1953:	MSU, 34-6	at Memphis, Tenn.
9/18/1954:	MSU, 27-7	at Starkville
10/1/1955:	MSU, 33-0	at Starkville
9/28/1957:	MSU, 10-6	at Starkville
10/11/1958:	MSU, 28-6	at Starkville
10/24/1959:	MSU, 28-23	at Starkville
10/22/1960:	MSU, 21-0	at Starkville
10/28/1961:	MSU, 23-16	at Memphis, Tenn.
10/27/1962:	MEM, 28-7	at Starkville
10/26/1963:	MEM, 17-10	at Memphis, Tenn.
10/16/1965:	MEM, 33-13	at Memphis, Tenn.
10/19/1974:	MSU, 29-28	at Memphis, Tenn.
9/6/1975:	MSU, 17-7	at Memphis, Tenn.
10/16/1976:	*MSU, 42-33	at Memphis, Tenn.
10/15/1977:	MEM, 21-13	at Memphis, Tenn.
9/23/1978:	MSU, 44-14	at Memphis, Tenn.
9/8/1979:	MEM, 14-13	at Jackson, Miss.
9/6/1980:	MSU, 34-7	at Memphis, Tenn.
9/5/1981:	MSU, 20-3	at Jackson, Miss.
9/18/1982:	MSU, 41-17	at Memphis, Tenn.
11/5/1983:	MEM, 30-13	at Starkville
10/20/1984:	MEM, 23-12	at Memphis, Tenn.
10/5/1985:	MSU, 31-28	at Starkville
10/4/1986:	MSU, 34-17	at Memphis, Tenn.
10/3/1987:	MSU, 9-6	at Starkville
10/1/1988:	MEM, 31-10	at Memphis, Tenn.
10/21/1989:	MSU, 35-10	at Starkville
11/10/1990:	MSU, 27-23	at Memphis, Tenn.
10/19/1991:	MEM, 28-23	at Starkville
9/19/1992:	MSU, 20-16	at Memphis, Tenn.
9/4/1993:	MEM, 45-35	at Starkville
9/3/1994:	MSU, 17-6	at Memphis, Tenn.
9/2/1995:	MSU, 28-18	at Starkville
9/7/1996:	MSU, 31-10	at Memphis, Tenn.
8/30/1997:	MSU, 13-10	at Starkville
9/12/1998:	MSU, 14-6	at Memphis, Tenn.
9/11/1999:	MSU, 13-10	at Starkville
9/2/2000:	MSU, 17-3	at Memphis, Tenn.
9/3/2001:	MSU, 30-10	at Starkville

10/19/2002:	MSU, 29-17	at Memphis, Tenn.
10/11/2003:	MSU, 35-27	at Starkville
9/4/2010:	MSU, 49-7	at Starkville
9/1/2011:	MSU, 59-14	at Memphis, Tenn.
9/18/2021:	MEM, 31-29	at Memphis, Tenn.
9/3/2022:	MSU, 49-23	at Starkville

at Starkville: 16-4 at Memphis: 17-7 at Neutral Sites: 1-1

MEMPHIS ATHLETIC CLUB (0-1)

12/7/1895:	MAC, 16-0	at Memphis, Tenn.
------------	-----------	-------------------

at Memphis: 0-1

MEMPHIS UNIVERSITY SCHOOL (1-0)

10/15/1910:	MSU, 6-0	at Starkville
-------------	----------	---------------

at Starkville: 1-0

MERCER (3-0)

10/24/1907:	MSU, 75-0	at Columbus, Miss.
11/7/1914:	MSU, 66-0	at Starkville
11/28/1936:	MSU, 32-0	at Starkville

at Starkville: 2-0 at Neutral Sites: 1-0

MERIDIAN ATHLETIC CLUB (2-0)

11/2/1901:	MSU, 11-5	at Meridian, Miss.
10/24/1903:	MSU, 43-0	at Meridian, Miss.

at Meridian: 2-0

MIAMI [FLA.] (2-3)

10/15/1954:	UM, 27-13	at Miami, Fla.
10/18/1980:	MSU, 34-31	at Miami, Fla.
10/17/1981:	MSU, 14-10	at Starkville
10/16/1982:	UM, 31-14	at Miami, Fla.
10/15/1983:	UM, 31-7	at Starkville

at Starkville: 1-1 at Miami: 1-2

MIAMI [OHIO] (1-0)

12/26/2016:	MSU, 17-16	at St. Petersburg, Fla.
-------------	------------	-------------------------

at Neutral Sites: 1-0

MICHIGAN (1-0)

1/1/2011:	MSU, 52-14	at Jacksonville, Fla.
-----------	------------	-----------------------

at Neutral Sites: 1-0

MICHIGAN STATE (1-2-1)

11/3/1928:	Tie, 6-6	at East Lansing, Mich.
11/9/1929:	MICH. ST., 33-19	at Jackson, Miss.
10/12/1946:	MSU, 6-0	at East Lansing, Mich.
10/4/1947:	MICH. ST., 7-0	at East Lansing, Mich.

at East Lansing: 1-1-1 at Neutral Sites: 0-1

MIDDLE TENNESSEE (5-0)

9/4/1999:	MSU, 40-7	at Starkville
10/28/2000:	MSU, 61-35	at Starkville
10/25/2008:	MSU, 31-22	at Starkville
10/17/2009:	MSU, 27-6	at Murfreesboro, Tenn.
10/20/2012:	MSU, 45-3	at Starkville

at Starkville: 4-0 at Murfreesboro: 1-0

MILLSAPS (14-2-1)

10/6/1923:	MSU, 28-6	at Starkville
10/4/1924:	MSU, 28-6	at Starkville
10/3/1925:	MSU, 34-0	at Starkville
10/16/1926:	MSU, 34-0	at Starkville
11/18/1927:	MSU, 6-0	at Starkville
11/16/1929:	Tied, 0-0	at Starkville
10/11/1930:	MC, 19-13	at Starkville
9/26/1931:	MSU, 10-7	at Jackson, Miss.
10/22/1932:	MSU, 9-8	at Starkville
9/30/1933:	MSU, 12-0	at Starkville
10/5/1934:	MC, 7-6	at Starkville
10/4/1935:	MSU, 45-0	at Starkville
9/26/1936:	MSU, 20-0	at Starkville
11/18/1939:	MSU, 40-0	at Starkville
11/16/1940:	MSU, 46-13	at Starkville
11/22/1941:	MSU, 49-6	at Starkville
10/7/1944:	MSU, 56-0	at Starkville

at Starkville: 13-2-1 at Jackson: 1-0

MISSISSIPPI COLLEGE (16-3)

10/1/1910:	MSU, 24-0	at Starkville
9/29/1911:	MSU, 27-6	at Starkville
10/4/1912:	MSU, 19-0	at Starkville
10/10/1913:	MSU, 1-0	at Starkville
10/2/1915:	MSU, 12-0	at Jackson, Miss.



10/6/1916:	MC, 13-6	at Aberdeen, Miss.
10/13/1917:	MSU, 68-0	at Starkville
10/11/1919:	MSU, 56-7	at Starkville
10/2/1920:	MSU, 27-0	at Starkville
10/15/1921:	MSU, 14-13	at Jackson, Miss.
11/15/1924:	MSU, 7-6	at Starkville
11/7/1925:	MSU, 46-0	at Starkville
10/2/1926:	MSU, 41-0	at Starkville
11/2/1929:	MSU, 6-0	at Starkville
10/4/1930:	MC, 13-12	at Jackson, Miss.
10/3/1931:	MC, 6-2	at Starkville
10/8/1932:	MSU, 18-7	at Jackson, Miss.
11/4/1933:	MSU, 18-0	at Starkville
10/26/1934:	MSU, 13-6	at Starkville
<i>at Starkville: 12-2 at Neutral Sites: 4-1</i>		

MISSOURI (2-2)

10/3/1981:	UM, 14-3	at Jackson, Miss.
9/22/1984:	UM, 47-30	at Columbia, Mo.
11/5/2015:	MSU, 31-13	at Columbia, Mo.
12/19/2020:	MSU, 51-32	at Starkville
<i>at Starkville: 1-0 at Columbia: 1-1 at Neutral Sites: 0-1</i>		

MURRAY STATE (2-0)

11/2/1946:	MSU, 69-0	at Starkville
9/3/2005:	MSU, 38-6	at Starkville
<i>at Starkville: 2-0</i>		

NAVY (1-0)

9/17/1983:	MSU, 38-10	at Jackson, Miss.
<i>at Neutral Sites: 1-0</i>		

NEBRASKA (0-1)

12/27/1980:	UN, 31-17	at El Paso, Texas
<i>at Neutral Sites: 0-1</i>		

NEW ORLEANS ATHLETIC CLUB (0-1)

11/21/1896:	NOAC, 55-0	at New Orleans, La.
<i>at New Orleans: 0-1</i>		

NORTH CAROLINA (1-1)

12/28/1974:	MSU, 26-24	at El Paso, Texas
1/2/1993:	UNC, 21-17	at Atlanta, Ga.
<i>at Neutral Sites: 1-1</i>		

NC STATE (4-3)

10/25/1930:	NCSU, 14-0	at Raleigh, N.C.
11/7/1931:	NCSU, 6-0	at Starkville
10/26/1940:	MSU, 26-10	at Raleigh, N.C.
12/21/1963:	MSU, 16-12	at Philadelphia, Pa.
1/1/1995:	NCSU, 28-24	at Atlanta, Ga.
12/30/2015:	MSU, 51-28	at Charlotte, N.C.
9/11/2021:	MSU, 24-10	at Starkville
<i>at Starkville: 1-1 at Raleigh: 1-1 at Neutral Sites: 2-1</i>		

NORTH TEXAS (6-2)*

10/11/1952:	MSU, 14-0	at Starkville
10/3/1953:	MSU, 21-6	at Starkville
11/6/1954:	MSU, 48-26	at Starkville
10/29/1955:	MSU, 20-7	at Starkville
10/18/1975:	MSU, 15-12	at Starkville
9/4/1976:	*MSU, 7-0	at Starkville
9/3/1977:	*MSU, 17-15	at Starkville
9/9/1978:	MSU, 17-5	at Irving, Texas
<i>at Starkville: 5-2 at Neutral Sites: 1-0</i>		

NORTHWESTERN (0-1)

1/1/2013:	NW, 34-20	at Jacksonville, Fla.
<i>at Neutral Sites: 0-1</i>		

NORTHWESTERN STATE (3-0)

11/17/1945:	MSU, 54-0	at Starkville
11/16/1946:	MSU, 27-0	at Starkville
9/19/2015:	MSU, 62-13	at Starkville
<i>at Starkville: 3-0</i>		

OKLAHOMA STATE (2-3)

9/12/1970:	MSU, 14-13	at Jackson, Miss.
9/11/1971:	OSU, 26-7	at Stillwater, Okla.
9/19/1998:	OSU, 42-23	at Stillwater, Okla.
9/18/1999:	MSU, 29-11	at Starkville
8/31/2013:	OSU, 21-3	at Houston, Texas
<i>at Starkville: 1-0 at Stillwater: 0-2 at Neutral Sites: 1-1</i>		

OLE MISS (46-66-6)**

10/28/1901:	MSU, 17-0	at Starkville
10/25/1902:	UM, 21-0	at Starkville
11/14/1903:	Tied, 6-6	at Oxford, Miss.
10/22/1904:	UM, 17-5	at Columbus, Miss.
11/30/1905:	MSU, 11-0	at Jackson, Miss.
11/25/1906:	UM, 29-5	at Jackson, Miss.
11/28/1907:	MSU, 15-0	at Jackson, Miss.
11/20/1908:	MSU, 44-6	at Jackson, Miss.
11/25/1909:	UM, 9-5	at Jackson, Miss.
11/24/1910:	UM, 30-0	at Jackson, Miss.
11/30/1911:	MSU, 6-0	at Jackson, Miss.
11/6/1915:	MSU, 65-0	at Tupelo, Miss.
11/3/1916:	MSU, 36-0	at Tupelo, Miss.
11/3/1917:	MSU, 41-14	at Tupelo, Miss.
11/28/1918:	MSU, 34-0	at Starkville
12/7/1918:	MSU, 13-0	at Oxford, Miss.
11/8/1919:	MSU, 33-0	at Clarksdale, Miss.
11/6/1920:	MSU, 20-0	at Greenwood, Miss.
10/29/1921:	MSU, 21-0	at Greenwood, Miss.
10/21/1922:	MSU, 19-13	at Jackson, Miss.
10/20/1923:	MSU, 13-6	at Jackson, Miss.
10/18/1924:	MSU, 20-0	at Jackson, Miss.
10/24/1925:	MSU, 6-0	at Jackson, Miss.
11/25/1926:	UM, 7-6	at Starkville
11/25/1927:	UM, 20-12	at Oxford, Miss.
11/29/1928:	UM, 20-19	at Starkville
11/28/1929:	Tied, 7-7	at Oxford, Miss.
11/27/1930:	UM, 20-0	at Starkville
11/26/1931:	UM, 25-14	at Oxford, Miss.
11/24/1932:	UM, 13-0	at Starkville
12/2/1933:	UM, 31-0	at Oxford, Miss.
12/1/1934:	UM, 7-3	at Jackson, Miss.
11/30/1935:	UM, 14-6	at Oxford, Miss.
11/21/1936:	MSU, 26-6	at Starkville
11/30/1937:	MSU, 9-7	at Oxford, Miss.
11/26/1938:	UM, 19-6	at Starkville
11/25/1939:	MSU, 18-6	at Oxford, Miss.
11/23/1940:	MSU, 19-0	at Starkville
11/29/1941:	MSU, 6-0	at Oxford, Miss.
11/28/1942:	MSU, 34-13	at Starkville
11/25/1944:	UM, 13-8	at Oxford, Miss.
11/24/1945:	UM, 7-6	at Starkville
11/23/1946:	MSU, 20-0	at Oxford, Miss.
11/29/1947:	UM, 33-14	at Starkville
11/27/1948:	UM, 34-7	at Oxford, Miss.
11/26/1949:	UM, 26-0	at Starkville
12/2/1950:	UM, 27-20	at Oxford, Miss.
12/1/1951:	UM, 49-7	at Starkville
11/29/1952:	UM, 20-14	at Oxford, Miss.
11/28/1953:	Tied, 7-7	at Starkville
11/27/1954:	UM, 14-0	at Oxford, Miss.
11/26/1955:	UM, 26-0	at Starkville
12/1/1956:	UM, 13-7	at Oxford, Miss.
11/30/1957:	Tied, 7-7	at Starkville
11/29/1958:	UM, 21-0	at Oxford, Miss.
11/28/1959:	UM, 42-0	at Starkville
11/26/1960:	UM, 35-9	at Oxford, Miss.
12/2/1961:	UM, 37-7	at Starkville
12/1/1962:	UM, 13-6	at Oxford, Miss.
11/30/1963:	Tied, 10-10	at Starkville
12/5/1964:	MSU, 20-17	at Oxford, Miss.
11/27/1965:	UM, 21-0	at Starkville
11/26/1966:	UM, 24-0	at Oxford, Miss.
12/2/1967:	UM, 10-3	at Starkville
11/30/1968:	Tied, 17-17	at Oxford, Miss.
11/27/1969:	UM, 48-22	at Starkville
11/21/1970:	MSU, 19-14	at Oxford, Miss.
11/25/1971:	UM, 48-0	at Starkville
11/25/1972:	UM, 51-14	at Oxford, Miss.
11/24/1973:	UM, 38-10	at Jackson, Miss.
11/23/1974:	MSU, 31-13	at Jackson, Miss.
11/22/1975:	UM, 13-7	at Jackson, Miss.
11/20/1976:	*MSU, 28-11	at Jackson, Miss.
11/19/1977:	*MSU, 18-14	at Jackson, Miss.
11/25/1978:	UM, 27-7	at Jackson, Miss.
11/24/1979:	UM, 14-9	at Jackson, Miss.
11/22/1980:	MSU, 19-14	at Jackson, Miss.
11/21/1981:	UM, 21-17	at Jackson, Miss.
11/20/1982:	MSU, 27-10	at Jackson, Miss.
11/19/1983:	UM, 24-23	at Jackson, Miss.

11/24/1984:	UM, 24-3	at Jackson, Miss.
11/23/1985:	UM, 45-27	at Jackson, Miss.
11/22/1986:	UM, 24-3	at Jackson, Miss.
11/21/1987:	MSU, 30-20	at Jackson, Miss.
11/26/1988:	UM, 33-6	at Jackson, Miss.
11/25/1989:	UM, 21-11	at Jackson, Miss.
11/24/1990:	UM, 21-9	at Jackson, Miss.
11/23/1991:	MSU, 24-9	at Starkville
11/28/1992:	UM, 17-10	at Oxford, Miss.
11/27/1993:	MSU, 20-13	at Starkville
11/26/1994:	MSU, 21-17	at Oxford, Miss.
11/25/1995:	UM, 13-10	at Starkville
11/30/1996:	MSU, 17-0	at Oxford, Miss.
11/29/1997:	UM, 15-14	at Starkville
11/26/1998:	MSU, 28-6	at Oxford, Miss.
11/25/1999:	MSU, 23-20	at Starkville
11/23/2000:	UM, 45-30	at Oxford, Miss.
11/22/2001:	MSU, 36-28	at Starkville
11/28/2002:	UM, 24-12	at Oxford, Miss.
11/27/2003:	UM, 31-0	at Starkville
11/27/2004:	UM, 20-3	at Oxford, Miss.
11/26/2005:	MSU, 35-14	at Starkville
11/25/2006:	UM, 20-17	at Oxford, Miss.
11/23/2007:	MSU, 17-14	at Starkville
11/28/2008:	UM, 45-0	at Oxford, Miss.
11/28/2009:	MSU, 41-27	at Starkville
11/27/2010:	MSU, 31-23	at Oxford, Miss.
11/26/2011:	MSU, 31-3	at Starkville
11/24/2012:	UM, 41-24	at Oxford, Miss.
11/28/2013:	MSU, 17-10 (OT)	at Starkville
11/29/2014:	UM, 31-17	at Oxford, Miss.
11/28/2015:	UM, 38-27	at Starkville
11/26/2016:	MSU, 55-20	at Oxford, Miss.
11/23/2017:	UM, 31-28	at Starkville
11/22/2018:	*MSU, 35-3	at Oxford, Miss.
11/28/2019:	MSU, 21-20	at Starkville
11/28/2020:	UM, 31-24	at Oxford, Miss.
11/25/2021:	UM, 31-21	at Starkville
11/24/2022:	MSU, 24-22	at Oxford, Miss.
<i>at Starkville: 15-23-3 at Oxford: 13-24-3 at Neutral Sites: 18-19</i>		

OREGON (0-2)

8/31/2002:	UO, 36-13	at Eugene, Ore.
8/30/2003:	UO, 42-34	at Starkville
<i>at Starkville: 0-1 at Eugene: 0-1</i>		

OUACHITA (3-1-2)

10/8/1921:	MSU, 21-6	at Starkville
11/4/1922:	Tie, 7-7	at Starkville
10/13/1923:	MSU, 6-0	at Starkville
10/11/1924:	OU, 12-0	at Starkville
10/10/1925:	Tied, 3-3	at Starkville
9/29/1928:	MSU, 20-6	at Starkville
<i>at Starkville: 3-1-2</i>		

PARK [TENN.] FIELD (0-1)

11/16/1918:	PF, 6-0	at Starkville
<i>at Starkville: 0-1</i>		

PAYNE [WEST POINT, MISS.] FIELD (0-1)

11/2/1918:	PF, 7-6	at Starkville
<i>at Starkville: 0-1</i>		

RHODES (9-3) †

10/2/1907:	MSU, 7-0	at Starkville
10/22/1909:	MSU, 31-0	at Columbus, Miss.
10/7/1911:	MSU, 30-0	at Starkville
9/27/1930:	SWU, 14-0	at Starkville
11/14/1931:	MSU, 14-0	at Starkville
11/12/1932:	MSU, 6-0	at Starkville
10/27/1933:	SWU, 6-0	at Memphis, Tenn.
10/20/1934:	MSU, 21-6	at Memphis, Tenn.
11/19/1938:	SWU, 7-3	at Memphis, Tenn.
10/21/1939:	MSU, 37-0	at Starkville
11/2/1940:	MSU, 13-0	at Memphis, Tenn.
11/1/1941:	MSU, 20-6	at Memphis, Tenn.
<i>at Starkville: 5-1 at Memphis: 3-2 at Neutral Sites: 1-0</i>		
<i>† Previously Southwestern</i>		

RICE (1-1)*

10/11/1975:	*MSU, 28-14	at Houston, Texas
12/31/2013:	MSU, 44-7	at Memphis, Tenn.
<i>at Houston: 0-1 at Neutral Sites: 1-0</i>		



RICHMOND (2-0)

10/1/1966:	MSU, 20-0	at Starkville
9/20/1969:	MSU, 17-14	at Starkville

at Starkville: 2-0

SAMFORD (17-1-1)¹

11/15/1902:	MSU, 26-0	at Birmingham, Ala.
11/11/1905:	MSU, 44-0	at Starkville
9/29/1906:	MSU, 30-0	at Starkville
10/12/1907:	MSU, 12-5	at Birmingham, Ala.
11/8/1909:	HU, 6-0	at Birmingham, Ala.
11/18/1910:	MSU, 82-0	at Starkville
10/14/1911:	MSU, 48-0	at Starkville
10/4/1913:	MSU, 66-0	at Starkville
10/25/1919:	MSU, 39-0	at Starkville
10/14/1922:	Tied, 0-0	at Starkville
9/21/1934:	MSU, 13-7	at Birmingham, Ala.
9/20/1935:	MSU, 19-6	at Starkville
10/3/1936:	MSU, 35-0	at Starkville
10/2/1937:	MSU, 38-0	at Starkville
9/25/1938:	MSU, 19-0	at Starkville
9/23/1939:	MSU, 45-0	at Starkville
10/19/1940:	MSU, 40-7	at Starkville
9/21/1963:	MSU, 43-0	at Starkville
10/29/2016:	MSU, 56-41	at Starkville

at Starkville: 14-0-1 at Birmingham: 3-1

¹ Previously Howard College

SAN FRANCISCO (4-0)

12/6/1941:	MSU, 26-13	at San Francisco, Calif.
12/5/1942:	MSU, 19-7	at Memphis, Tenn.
10/19/1946:	MSU, 48-20	at Memphis, Tenn.
10/11/1947:	MSU, 21-14	at San Francisco, Calif.

at San Francisco: 2-0 at Neutral Sites: 2-0

SEWANEH (4-1)

10/10/1907:	US, 38-0	at Sewanee, Tenn.
11/18/1933:	MSU, 26-13	at Starkville
11/23/1935:	MSU, 25-0	at Starkville
10/31/1936:	MSU, 68-0	at Jackson, Miss.
11/12/1937:	MSU, 12-0	at Starkville

at Starkville: 3-0 at Sewanee: 0-1 at Neutral Sites: 1-0

SOUTH ALABAMA (2-1)

9/22/2012:	MSU, 30-10	at Starkville
9/13/2014:	MSU, 35-3	at Mobile, Ala.
9/3/2016:	USA, 21-20	at Starkville

at Starkville: 1-1 at Mobile: 1-0

SOUTH CAROLINA (7-9)

10/17/1992:	USC, 21-6	at Columbia, S.C.
10/16/1993:	MSU, 23-0	at Starkville
10/15/1994:	MSU, 41-36	at Columbia, S.C.
10/14/1995:	USC, 65-39	at Starkville
9/28/1996:	MSU, 14-10	at Columbia, S.C.
9/27/1997:	MSU, 37-17	at Starkville
9/26/1998:	MSU, 38-0	at Columbia, S.C.
9/25/1999:	MSU, 17-0	at Starkville
9/23/2000:	USC, 23-19	at Columbia, S.C.
9/20/2001:	USC, 16-14	at Starkville
10/5/2002:	USC, 34-10	at Columbia, S.C.
8/31/2006:	USC, 15-0	at Starkville
9/29/2007:	USC, 38-21	at Columbia, S.C.
10/15/2011:	USC, 14-12	at Starkville
11/2/2013:	USC, 34-16	at Columbia, S.C.
9/10/2016:	MSU, 27-14	at Starkville

at Starkville: 4-4 at Columbia: 3-5

SOUTHEASTERN LOUISIANA (1-0)

9/6/2008:	MSU, 34-10	at Starkville
-----------	------------	---------------

at Starkville: 1-0

SOUTHERN MILITARY ACADEMY (1-0)

10/16/1920:	MSU, 33-0	at Starkville
-------------	-----------	---------------

at Starkville: 1-0

SOUTHERN MISS (15-14-1)*

11/15/1935:	MSU, 27-0	at Hattiesburg, Miss.
11/22/1947:	MSU, 14-7	at Starkville
10/17/1964:	MSU, 48-7	at Starkville
10/9/1965:	MSU, 27-9	at Starkville
10/8/1966:	MSU, 10-9	at Starkville
10/14/1967:	USM, 21-14	at Starkville

10/12/1968:	USM, 47-14	at Starkville
10/11/1969:	MSU, 34-20	at Starkville
10/24/1970:	MSU, 51-15	at Starkville
10/21/1972:	MSU, 26-7	at Starkville
10/27/1973:	Tied, 10-10	at Starkville
10/4/1975:	*MSU, 7-3	at Starkville
10/23/1976:	*MSU, 14-6	at Hattiesburg, Miss.
10/22/1977:	USM, 14-7	at Starkville
10/7/1978:	USM, 22-17	at Hattiesburg, Miss.
10/27/1979:	USM, 21-7	at Starkville
10/11/1980:	USM, 42-14	at Starkville
11/7/1981:	USM, 7-6	at Jackson, Miss.
10/9/1982:	USM, 20-14	at Jackson, Miss.
10/8/1983:	USM, 31-6	at Jackson, Miss.
10/6/1984:	MSU, 27-18	at Jackson, Miss.
9/21/1985:	MSU, 23-20	at Jackson, Miss.
9/20/1986:	USM, 28-24	at Jackson, Miss.
10/17/1987:	USM, 18-14	at Jackson, Miss.
10/15/1988:	USM, 38-21	at Jackson, Miss.
9/9/1989:	MSU, 26-23	at Hattiesburg, Miss.
9/22/1990:	MSU, 13-10	at Starkville
8/30/2014:	MSU, 49-0	at Starkville
9/5/2015:	MSU, 34-16	at Hattiesburg, Miss.
9/7/2019:	MSU, 38-15	at Starkville

at Starkville: 10-6-1 at Hattiesburg: 3-2 at Neutral Sites: 2-6

SPRING HILL (1-0)

10/4/1919:	MSU, 12-6	at Starkville
------------	-----------	---------------

at Starkville: 1-0

STEPHEN F. AUSTIN (0-0)[^]

9/1/2018:	*MSU, 63-6	at Starkville
-----------	------------	---------------

at Starkville: 0-0

SYRACUSE (2-0)

9/14/1985:	MSU, 30-3	at Starkville
9/6/1986:	MSU, 24-17	at Syracuse, N.Y.

at Starkville: 1-0 at Syracuse: 1-0

TAMPA (1-1)

10/2/1965:	MSU, 48-7	at Starkville
10/26/1968:	UT, 24-17	at Tampa, Fla.

at Starkville: 1-0 at Tampa: 0-1

TENNESSEE (16-29-1)

11/16/1907:	UT, 11-4	at Memphis, Tenn.
10/31/1910:	MSU 48-0	at Starkville
11/13/1915:	MSU 14-0	at Knoxville, Tenn.
10/18/1919:	MSU 6-0	at Knoxville, Tenn.
10/30/1920:	MSU 13-7	at Starkville
11/5/1921:	UT, 14-7	at Memphis, Tenn.
11/11/1922:	UT, 31-3	at Memphis, Tenn.
10/27/1923:	UT, 7-3	at Memphis, Tenn.
10/25/1924:	MSU 7-2	at Memphis, Tenn.
11/14/1925:	UT, 14-9	at Knoxville, Tenn.
10/30/1926:	UT, 33-0	at Starkville
11/5/1932:	UT, 31-0	at Knoxville, Tenn.
10/7/1933:	UT, 20-0	at Knoxville, Tenn.
11/10/1934:	UT, 14-0	at Knoxville, Tenn.
9/25/1948:	MSU 21-6	at Knoxville, Tenn.
9/24/1949:	UT, 10-0	at Knoxville, Tenn.
9/30/1950:	MSU 7-0	at Starkville
9/29/1951:	UT, 14-0	at Knoxville, Tenn.
9/27/1952:	UT, 14-7	at Memphis, Tenn.
9/26/1953:	MSU 26-0	at Knoxville, Tenn.
9/25/1954:	UT, 19-7	at Memphis, Tenn.
9/24/1955:	MSU 13-7	at Knoxville, Tenn.
10/5/1957:	UT, 14-9	at Knoxville, Tenn.
10/4/1958:	UT, 13-8	at Memphis, Tenn.
10/3/1959:	UT, 22-6	at Knoxville, Tenn.
10/1/1960:	Tied, 0-0	at Memphis, Tenn.
10/7/1961:	UT, 17-3	at Knoxville, Tenn.
10/6/1962:	MSU 7-6	at Memphis, Tenn.
10/5/1963:	MSU 7-0	at Knoxville, Tenn.
10/3/1964:	UT, 14-13	at Memphis, Tenn.
10/23/1971:	UT, 10-7	at Memphis, Tenn.
10/28/1978:	MSU 34-21	at Memphis, Tenn.
10/6/1979:	MSU 28-9	at Memphis, Tenn.
9/13/1986:	MSU 27-23	at Knoxville, Tenn.
9/12/1987:	UT, 38-10	at Starkville
9/8/1990:	UT, 40-7	at Starkville
9/21/1991:	UT, 26-24	at Knoxville, Tenn.
9/24/1994:	MSU 24-21	at Starkville

9/23/1995:	UT, 52-14	at Knoxville, Tenn.
12/5/1998:	UT, 24-14	at Atlanta, Ga.
11/16/2002:	UT, 35-17	at Starkville
11/15/2003:	UT, 59-21	at Knoxville, Tenn.
10/13/2007:	UT, 33-21	at Starkville
10/18/2008:	UT, 34-3	at Knoxville, Tenn.
10/13/2012:	MSU, 41-31	at Starkville
10/12/2019:	UT, 20-10	at Knoxville, Tenn.

at Starkville: 5-5 at Knoxville: 7-14 at Neutral Sites: 4-10-1

TENNESSEE MEDICAL COLLEGE (2-0)

11/11/1904:	MSU, 59-0	at Starkville
10/12/1912:	MSU, 32-0	at Starkville

at Starkville: 2-0

TENNESSEE STATE (1-0)

11/20/2021:	MSU, 55-10	at Starkville
-------------	------------	---------------

at Starkville: 1-0

TEXAS (2-2)

11/11/1921:	UT, 54-7	at Austin, Texas
9/7/1991:	MSU, 13-6	at Starkville
9/5/1992:	MSU, 28-10	at Austin, Texas
1/1/1999:	UT, 38-11	at Dallas, Texas

at Starkville: 1-0 at Austin: 1-1 at Neutral Sites: 0-1

TEXAS A&M (8-7)[^]

11/28/1912:	T&M, 41-7	at Houston, Texas
11/1/1913:	MSU, 6-0	at College Station, Texas
11/25/1915:	MSU, 7-0	at Dallas, Texas
10/9/1937:	T&M, 14-0	at Tyler, Texas
12/31/2000:	MSU, 43-41 (OT)	at Shreveport, La.
11/3/2012:	T&M, 38-13	at Starkville
11/9/2013:	T&M, 51-41	at College Station, Texas
10/4/2014:	MSU, 48-31	at Starkville
10/3/2015:	T&M, 30-17	at College Station, Texas
11/5/2016:	MSU, 35-28	at Starkville
10/28/2017:	MSU, 35-14	at College Station, Texas
10/27/2018:	*MSU, 28-13	at Starkville
10/26/2019:	T&M, 49-30	at College Station, Texas
10/17/2020:	T&M, 28-14	at Starkville
10/2/2021:	MSU, 26-22	at College Station, Texas
10/1/2022:	MSU, 42-24	at Starkville

at Starkville: 3-2 at College Station: 3-3 at Neutral Sites: 2-2

TCU (0-0-1)

10/24/1936:	Tied, 0-0	at Dallas, Texas
-------------	-----------	------------------

at Neutral Sites: 0-0-1

TEXAS TECH (4-3-1)

10/31/1953:	TT, 27-20	at Jackson, Miss.
9/23/1961:	MSU, 6-0	at Jackson, Miss.
9/19/1964:	TT, 21-7	at Lubbock, Texas
10/7/1967:	MSU, 7-3	at Lubbock, Texas
10/19/1968:	Tie, 28-28	at Jackson, Miss.
10/18/1969:	MSU, 30-26	at Lubbock, Texas
10/17/1970:	MSU, 20-16	at Jackson, Miss.
12/28/2021:	TTI, 34-7	at Memphis, Tenn.

at Lubbock: 2-1 at Neutral Sites: 2-2-1

TRANSYLVANIA (3-0-1)

10/31/1908:	MSU, 12-5	at Starkville
10/17/1913:	MSU, 31-0	at Columbus, Miss.
10/9/1915:	Tie, 0-0	at Starkville
10/21/1916:	MSU, 13-0	at Starkville

at Starkville: 2-0-1 at Neutral Sites: 1-0

TRINITY (1-0)

10/13/1956:	MSU, 18-6	at Starkville
-------------	-----------	---------------

at Starkville: 1-0

TROY (4-1)

10/13/2001:	TU, 21-9	at Starkville
10/12/2002:	MSU, 11-8	at Starkville
9/15/2012:	MSU, 30-24	at Troy, Ala.
9/21/2013:	MSU, 62-7	at Starkville
10/10/2015:	MSU, 45-17	at Starkville

at Starkville: 3-1 at Troy: 1-0

TULANE (30-26-2)

11/19/1901:	TU, 24-6	at New Orleans, La.
11/1/1902:	Tied, 11-11	at New Orleans, La.
12/5/1903:	Tied, 0-0	at New Orleans, La.
10/29/1904:	TU, 10-0	at New Orleans, La.
11/14/1908:	TU, 23-0	at New Orleans, La.



10/30/1909:	TU, 2-0	at New Orleans, La.
11/5/1910:	MSU, 10-0	at New Orleans, La.
11/20/1911:	TU, 5-4	at Starkville
11/9/1912:	TU, 27-24	at New Orleans, La.
11/8/1913:	MSU, 32-0	at Starkville
11/14/1914:	MSU, 61-0	at Jackson, Miss.
11/13/1920:	TU, 6-0	at New Orleans, La.
10/22/1921:	TU, 7-0	at New Orleans, La.
10/28/1922:	TU, 26-0	at New Orleans, La.
11/1/1924:	MSU, 14-6	at New Orleans, La.
10/17/1925:	TU, 25-3	at New Orleans, La.
11/6/1926:	MSU, 14-0	at New Orleans, La.
10/15/1927:	MSU, 13-6	at New Orleans, La.
10/6/1928:	TU, 51-6	at Jackson, Miss.
10/12/1929:	TU, 34-0	at New Orleans, La.
11/1/1930:	TU, 53-0	at New Orleans, La.
10/31/1931:	TU, 59-7	at New Orleans, La.
11/11/1933:	TU, 33-0	at New Orleans, La.
10/29/1938:	TU, 27-0	at New Orleans, La.
11/7/1942:	MSU, 7-0	at New Orleans, La.
11/3/1945:	TU, 14-13	at New Orleans, La.
10/26/1946:	MSU, 14-7	at New Orleans, La.
11/1/1947:	MSU, 20-0	at New Orleans, La.
10/30/1948:	TU, 9-0	at New Orleans, La.
10/29/1949:	TU, 54-6	at New Orleans, La.
11/3/1951:	MSU, 10-7	at New Orleans, La.
11/1/1952:	TU, 34-21	at New Orleans, La.
11/7/1953:	MSU, 21-0	at New Orleans, La.
10/9/1954:	MSU, 14-0	at New Orleans, La.
10/8/1955:	MSU, 14-0	at Starkville
11/3/1956:	TU, 20-14	at New Orleans, La.
11/2/1957:	MSU, 27-6	at Jackson, Miss.
10/12/1962:	MSU, 35-6	at New Orleans, La.
10/12/1963:	MSU, 31-10	at Jackson, Miss.
10/10/1964:	MSU, 17-6	at Starkville
10/22/1965:	TU, 17-15	at New Orleans, La.
9/4/1982:	MSU, 30-21	at New Orleans, La.
9/3/1983:	MSU, 14-9	at Starkville
9/1/1984:	MSU, 30-3	at New Orleans, La.
10/19/1985:	MSU, 31-27	at Starkville
10/18/1986:	MSU, 34-27	at New Orleans, La.
11/7/1987:	TU, 30-19	at Starkville
11/19/1988:	TU, 27-22	at New Orleans, La.
11/11/1989:	MSU, 27-7	at Starkville
10/20/1990:	MSU, 38-17	at New Orleans, La.
9/14/1991:	MSU, 48-0	at Starkville
9/25/1993:	MSU, 36-10	at New Orleans, La.
10/22/1994:	MSU, 66-22	at Starkville
9/13/2003:	TU, 31-28	at New Orleans, La.
9/4/2004:	MSU, 28-7	at Starkville
9/17/2005:	MSU, 21-14	at Shreveport, La.
9/16/2006:	TU, 32-29	at Starkville
9/8/2007:	MSU, 38-17	at New Orleans, La.
<i>at Starkville: 9-3 at New Orleans: 17-22-2 at Neutral Sites: 4-1</i>		
TULSA (1-0)		
12/31/2020:	MSU, 28-26	at Fort Worth, Texas
<i>at Neutral Sites: 1-0</i>		
UAB (5-1)		
10/9/2004:	UAB, 27-13	at Starkville
9/23/2006:	MSU, 16-10 [OT]	at Birmingham, Ala.
10/6/2007:	MSU, 30-13	at Starkville
10/23/2010:	MSU, 29-24	at Starkville
10/8/2011:	MSU, 21-3	at Birmingham, Ala.
9/6/2014:	MSU, 47-34	at Starkville
<i>at Starkville: 3-1 at Birmingham: 2-0</i>		
UCF (2-0)		
10/25/1997:	MSU 35-28	at Starkville
12/29/2007:	MSU 10-3	at Memphis, Tenn.
<i>at Starkville: 1-0 at Neutral Sites: 1-0</i>		
UMASS (2-0)		
9/24/2016:	MSU, 47-35	at Foxborough, Mass.
11/4/2017:	MSU, 34-23	at Starkville
<i>at Starkville: 1-0 at Foxborough: 1-0</i>		
UNION (5-2)		
11/16/1895:	UU, 21-0	at Jackson, Miss.
10/10/1896:	UU, 8-0	at Starkville
10/19/1907:	MSU, 80-0	at Starkville
11/2/1909:	MSU, 25-0	at Columbus, Miss.

11/10/1923:	MSU, 6-0	at Starkville
10/25/1941:	MSU, 56-7	at Starkville
9/26/1942:	MSU, 35-2	at Starkville
<i>at Starkville: 4-1 at Jackson: 0-1 at Neutral Sites: 1-0</i>		
UT MARTIN (2-0)		
11/5/2011:	MSU, 55-17	at Starkville
11/8/2014:	MSU, 45-16	at Starkville
<i>at Starkville: 2-0</i>		
VANDERBILT (15-7-2)		
10/1/1904:	VU, 30-0	at Columbus, Miss.
11/3/1923:	Tied, 0-0	at Nashville, Tenn.
11/8/1924:	VU, 18-0	at Nashville, Tenn.
10/21/1933:	Tied, 7-7	at Nashville, Tenn.
9/29/1934:	VU, 7-0	at Nashville, Tenn.
9/28/1935:	VU, 14-9	at Nashville, Tenn.
10/17/1942:	MSU, 33-0	at Nashville, Tenn.
9/26/1970:	MSU, 20-6	at Memphis, Tenn.
9/25/1971:	VU, 49-19	at Starkville
9/23/1972:	MSU, 10-6	at Nashville, Tenn.
9/22/1973:	MSU, 52-21	at Starkville
9/20/1980:	MSU, 24-14	at Nashville, Tenn.
9/19/1981:	MSU, 29-9	at Starkville
9/10/1988:	VU, 24-20	at Nashville, Tenn.
9/2/1989:	MSU, 42-7	at Starkville
9/5/1998:	MSU, 42-0	at Starkville
10/2/1999:	MSU, 42-14	at Nashville, Tenn.
10/4/2003:	MSU, 30-21	at Starkville
10/2/2004:	VU, 31-13	at Nashville, Tenn.
10/11/2008:	MSU, 17-14	at Starkville
9/19/2009:	MSU, 15-3	at Nashville, Tenn.
11/22/2014:	MSU, 51-0	at Starkville
11/7/2020:	MSU, 24-17	at Starkville
10/23/2021:	MSU, 45-6	at Nashville, Tenn.
<i>at Starkville: 8-1 at Nashville: 6-5-2 at Neutral Sites: 1-1</i>		
WAKE FOREST (1-0)		
2011:	MSU, 23-17	at Nashville, Tenn.
<i>at Neutral Sites: 1-0</i>		
WASHINGTON (0-1)*		
9/10/1977:	*MSU, 27-18	at Seattle, Wash.
<i>at Seattle: 0-1</i>		
WASHINGTON [ST. LOUIS] (0-1)		
1924:	WU, 12-6	at St. Louis, Mo.
<i>at St. Louis: 0-1</i>		
WEST TEXAS STATE (1-0)		
1978:	MSU, 28-0	at Jackson, Miss.
<i>at Neutral Sites: 1-0</i>		
WEST VIRGINIA (0-2)		
10/7/2006:	WVU, 42-14	at Starkville
10/20/2007:	WVU, 38-13	at Morgantown, W.Va.
<i>at Starkville: 0-1 at Morgantown: 0-1</i>		
WILLIAM & MARY (1-0)		
9/7/1974:	MSU, 49-7	at Jackson, Miss.
<i>at Neutral Sites: 1-0</i>		
XAVIER [OHIO] (1-0)		
10/26/1935:	MSU, 7-0	at Cincinnati, Ohio
<i>at Cincinnati: 1-0</i>		
* - Denotes wins which were forfeited due to NCAA infractions		
^ - Denotes wins which were vacated by the NCAA Committee on Infractions		



ADAMS, Deke (Southern Miss, 2008) DL (2019)
 ALDRIDGE, Dennis (Texas, 1969) WR (1970-72); RB (1973); QB (1974-77)
 AMEDEE, Lynn (LSU, 1962) OC/QB (1996-98)
 ARIANS, Bruce (Virginia Tech, 1974) WR (1978-80); OC/QB (1993-95)
 ARMSTRONG, Pee Wee (MSU) Asst. (1937-38)
 ARNETT, Zach (New Mexico, 2009) DC/LB (2020-21); DC/Safeties (2022)
 AIKEN, D.W. (Ole Miss) Asst. (1936-37)
 BAKER, Brian (Maryland, 1985) DL (2016-18)
BARBAY, Kevin (Lamar, 2005) OC/Quarterbacks (2023-pres.)
 BARFIELD, Doug (Southern Miss, 1957) Off. Asst. (1981)
 BEAMER, Shane (Virginia Tech, 1999) CB (2004-05); RB (2006)
 BENDER, Vic (Louisiana-Monroe, 1969) LB (1974-75)
 BERRY, Todd (Tulsa, 1993) WR (1989-90)
 BLACK, Ricky (MSU, 1971) TE (1991-96)
 BLAKE, John (Oklahoma, 1986) DL (2003)
 BOYD, Bob (Texas A&M, 1964) TE (1997-98)
 BRANCH, Jesse (Arkansas, 1962) Asst. (1966)
 BREINER, Andrew (Lock Haven, 2006) QB (2018-19)
 BREWSTER, Tim (Illinois, 1983) WR (2012)
**BROCK, Matt (Baker, 2011) Special Teams Coordinator/OLB (2020-21);
 LB (2022); DC/LB (2023-pres.)**
 BROWN, Ralph "Rabbit" (MSU, 1931) Asst. (1954-58)
 BROWN, Watson (Vanderbilt, 1973) OC/QB (1991-92)
 BRUCE, Johnny (MSU, 1974) DE (1984-85)
 BUCKLEY, Terrell (Florida State, 2007) CB (2016-19)
BUMPHIS, Chad (Mississippi State, 2013) WR (2023-pres.)
 BURNETT, Jacob (Hattiesburg, 1981) ILB (1988)
 CALHOUN, Shelby (LSU, 1934) Asst. (1938-39)
 CAMP, Jim (North Carolina, 1947) Off. Backs (1953)
 CAMPBELL, Louis (Arkansas, 1973) LB (2008)
 CAMPBELL, Steve (Troy, 1988) DL (2003)
 CARA, Mac (NC State, 1937) Ends (1949-53)
 CARIDEO, Frank (Notre Dame, 1930) Asst. (1936-38)
 CARLISLE, Dyer (Samford, 1971) DB (1987); DC/DB (1988)
 CARMODY, Jim (Tulane, 1956) DL (1964-66); DC/DB (1989-90)
 CHADWICK, E.B. (MSU, 1927) Asst. (1928-29)
 CHADWICK, W.D. (Marietta) Asst. (1914-17)
 CHAMPION, Jim (MSU, 1949) OL (1957-61)
 CHRISTOPHEL, Rick (Austin Peay, 1975) WR (1991-94)
 CLAY, Bill (Arkansas, 1963) DB (1989); OC (1990); DC (1991-94)
 COLLINS, Bobby (MSU, 1958) Freshmen/Asst. Backfield (1957-60)
 COLLINS, Geoff (Western Carolina, 1994) LB/Co-DC (2011-12); LB/DC (2013-14)
 CONKRIGHT, William F. "Red" (Oklahoma, 1936) Asst. (1950-51)
 COOPER, Ron (Jacksonville State, 1983) DC/S (2003)
 CORRERO, John (MSU, 1962) Asst. Freshman/Backfield (1962-63)
 CRANE, Russell (Illinois) Asst. (1930-35)
 CRAWFORD, Denver (Tennessee, 1947) Asst. (1952-53)
 CROUSEN, Joe (Sul Ross State, 1963) TE/K (1979-81); OL/K (1982-85)
 DANIELS, Keith (Mississippi College, 1969) OC/QB (1989)
 DAUBER, Ray (Iowa, 1925) Asst. (1930-31)
 DAVIS, Glenn (Delta State, 1982) RB (1997-2003)
 DAVIS, Harper (MSU, 1948) Asst. (1956-58)
 DAVIS, Paul (Ole Miss, 1946) Off. Backs (1961)
DEWHURST, Brett (Texas Tech, 2011) Safeties (2023-pres.)
 DIAZ, Manny (Florida State, 1995) DC/LB (2010, 14)
 DICKENS, Phil (Tennessee, 1936) Asst. (1945-47)
 DICKY, Darrell (Kansas State, 1983) QB (1990)
 DONAHUE, Ken (Tennessee, 1950) DL (1961-63)
 DOOLEY, Bill (MSU, 1955) Freshmen/Asst. DL (1957-60); OL (1963)
 DOVE, Marc (Texas Tech, 1972) DB (1978-81); DC/DB (1982-83)
 DRAYTON, Stan (Allegheny [Pa.] College, 1993) RB (2004)
 DUNN, Joe Lee (Chattanooga, 1968) DC/DE (1996-2002)
 DYKES, Spike (Stephen F. Austin, 1959) DL (1979)
 EDMONDSON, Larry (Texas A&M, 1984) WR (1996)
 ELLIOTT, Brett (Linfield, 2005) QB (2017)
 ENGLISH, Ron (UC-Berkeley, 1991) Safeties (2017)
 EWING, Hickman (Samford) Freshmen (1948)
 FABRIS, Frank (Tulane, 1953) OL (1967-68); DL (1969)
 FATHERREE, Jesse (LSU, 1935) Backs (1949-51)
 FELKER, Rocky (MSU, 1975) JV (1975); TE (1976-77); QB (1978); Football Ops (2002-2006);
 RB (2006-2008); Player Development (2009-17)
 FERRIS, David "Boo" (MSU) Asst. (1967)
 FIELD, Bob (Arkansas, 1970) DB (1973-76); DC/DB (1977)
 FISHER, Sonny (MSU, 1964) Recruiting (1968)
 FORD, Bob (Memphis, 1955) Asst. Head Coach (1956)
 FORD, Robert (Houston, 1973) TE (1982-84)
 FREMIN, Jerry (Southern Miss, 1976) OL (1997-2000)
FRIEND, Will (Alabama, 1998) OL (2023-pres.)

GARBER, Chip (Maryland, 1978) DB (1990)
 GARRETT, Charles (Mississippi College, 1963) DB (1973); RB (1974-77); DE (1978)
 GEBHART, Smylie (Georgia Tech, 1972) Def. Asst. (1973-76)
 GETSY, Luke (Akron, 2004) OC/WR (2018)
 GOODE, Tom (MSU, 1960) DL (1972-75); OC (1984-85); OL (1986-88)
 GONZALES, Billy (Colorado State 1994) WR (2013-17); Co-OC (2014-17)
 GOODMAN, Gerald (North Alabama, 1978) DB (1985)
 GRANTHAM, Todd (Virginia Tech, 1989) DC/LB (2017)
 GRAY, Ronnie (MSU, 1970) DE (1974-78); DT (1985); DC/LB (1986-87)
 GREGORY, Roy (Chattanooga, 1968) Asst. Head Coach/RB (1986-88)
 GRIMES, J.B. (Henderson [Ark.] State, 1977) DL (2004-08)
 GUILLETTE, Ted (Delta State, 1972) GA (1973-74); WR (1975-78)
 HALBERT, Frank (Ole Miss, 1962) Off. Backs (1970-71); DL (1972); DE (1973)
 HALE, Goat (Mississippi College) Asst. (1933-36)
 HALEY, Brick (Alabama A&M, 1989) DL (2004-06)
 HALLMAN, Curley (Texas A&M, 1978) DB (2002-03)
 HARBISON, Charlie (Gardner-Webb, 1985) S (2007); DC (2008)
 HAYES, Billy (Albion) Asst. (1911-13; 1918-23)
 HEVSEY, John (Maine, 1999) DL (2009-17); Co-OC (2014-17)
 HELMS, Jim (Texas, 1967) Asst. Head Coach/RB (1991-96)
 HENDRICK, John (Pittsburgh, 1981) DL (1995-02)
 HILDEBRAND, Bill (MSU, 1947) Ends (1947-48); Fr. (1952-53); DC (1967-68)
 HILYER, Jim (Stetson, 1957) GA (1963); LB (1964-66)
 HITT, Dick (Mississippi College) Ends (1944-47)
 HOCH, Vince (Pfeiffer College, 1966) DB (1986)
 HOLLIDAY, Guy (Cheyney [Pa.], 1987) WR (2003-06)
 HOLLINGSHEAD, Drew (Houston, 2012) Inside Receivers (2022)
 HUDSPETH, Mark (Delta State, 1992) WR (2009-10); Associate HC/TE (2018)
 HUFF, Charles (Hampton, 2005) Assistant HC/RB (2018)
**HUGHES, Tony (Southern Miss, 1980) Safeties (2009-15); Associate HC/TE (2019);
 Associate HC/Nicklebacks (2020-22); Associate HC/RB (2023-pres.)**
 JENKINS, John (Arkansas, 1974) OL/RB (1979-83)
 JENKINS, Pete (Western Carolina, 1963) DL (1991-94)
 JOHNSON, Brian (Utah, 2008) DB (2014-16)
 JOHNSON, Denver (Tulsa, 1981) DL (1993-94)
 JOHNSON, Ellis (The Citadel, 1975) DC (2004-07)
 JOHNSON, Marcus (Ole Miss, 2004) DL (2018-19)
 JOHNSON, Michael (Akron, 2008) WR (2019)
 JONES, Alan (Delta State, 1969) JV (1973); TE (1974); WR (1975)
 JONES, Amos (Alabama, 1982) LB/Special Teams (2004-06)
 JONES, Frank (North Carolina, 1948) Off. Backs (1962-65)
 JONES, Joey (Alabama, 1989) Special Teams Coordinator (2018-19)
 JONES, Leo (Southeastern Louisiana, 1951) Freshmen (1968-72)
 KELLOGG, Bob (Tulane, 1939) Backs (1954-58)
 KETTLER, Elwood (Texas A&M, 1955) DC (1970-72)
 KITCHENS, Freddie (Alabama, 1998) TE (2004); RB (2005)
 KLINDWORTH, Martin (MSU, 1920) Asst. Coach (1930-32)
 KNOX, Greg (Northeastern State, 1986) RB (2009-17); Special Teams Coordinator (2014-17)
 KOENNING, Les (Texas, 1981) WR (1986-89); OC/QB (2009-13)
 KRISTYNIK, Marvin (Texas, 1965) Asst. Freshman (1967)
 LEE, George (Delta State, 1969) JV Secondary (1972-73)
 LEWIS, Art (Ohio) Line (1949)
 LEWIS, Terry (Southern, 1970) Tackles/TE (2001-03)
 LINGUIST, Maurice (Baylor, 2006) Safeties (2016)
 LOGAN, Steve (Tulsa, 1975) QB (1987-88)
 LOONEY, D.J. (MSU, 2010) TE (2017)
 LUKABU, Tem (Colgate, 2004) LB (2018)
 MALAVASI, Ray (MSU) Asst. (1952-53)
 MAJORS, Johnny (Tennessee, 1957) DB (1960-63)
 MANEY, C.T. (Southeastern Louisiana, 1942) Asst. (1949-51)
 MAPP, Marcus (MSU, 1937) Backs (1944-48)
 MARTIN, Dan (Auburn, 1901) Asst. (1907)
 MARVE, Chris (Vanderbilt, 1989) LB (2019)
McBATH, Darcel (Texas Tech, 2008) CB (2020-pres.)
 McCORVEY, Woody (Alabama State, 1972) OC/QB (2004-08)
 McCRAY, Carroll (Gardner-Webb, 1983) C/OG (2001-02)
 McCULLOUGH, Leo (MSU, 1949) (1954-56); (1957-59); (1964-68)
 McGEORGE, Hal (MSU, 1907) Asst. (1908)
**MELE, Eric (William Patterson, 2002) RB (2020-21);
 Special Teams Coordinator (2022-pres.)**
 MILLER, Mason (Valdosta State, 1999) OL (2020-21);
 OL/RB Game Cor. (2022)
 MIRANDO, Angelo (Case-Western, 2008) WR (2011)
 MOLINSKI, Ed (Tennessee, 1940) Line (1944-48)
 MOON, Lee (VMI, 1970) LB (1982-84)
 MOORE, Elwyn (MSU) Asst. (1933-34)
 MORRIS, Fred (Mississippi College, 1954) DL (1967-68); DC/LB (1969)
 MORRIS, Guy (TCU, 1984) DL (1996)

MORRIS, Tom (MSU, 1953) OL (1962)
 MULLINS, Gary (Houston, 1972) Off. Backs (1979-83)
 MURPHY, Billy "Spook" (MSU, 1946) DB/P (1952-53)
 NICHOL, Dave (Texas Tech, 1999) Inside Receivers (2020-21)
 NOBLE, Dudy (MSU, 1915) Asst. (1919-21; 1923-29)
 NUSZ, David (Maryland, 1955) DB (1970-72)
 OFSTIE, Harold (Wisconsin) Asst. (1922)
 OWENS, David (MSU, 1950) Freshmen (1961-63); OL (1964-65); Freshmen (1966)
 PARKER, Henry Lee (MSU, 1948) Asst. Off. Coach (1956-62); LB (1963)
 PATRICK, J.W. (MSU, 1942) Asst. (1959-61)
 PERKINS, Ray (Alabama, 1967) WR (1973)
 PHELPS, Jeff (Ball State, 1998) DL (2020-23)
 PITTMAN, Jim (MSU, 1950) Freshmen (1951-53); Asst. (1954-55)
 PLUMMER, Johnny (Mississippi College, 1960) Off. Backs (1984-85)
 POPE, Ken (Oklahoma, 1975) DL (1991-94)
 PROCTOR, Bobby (Arkansas, 1955) DB (1964-66)
 PULLEN, Jerry (UAB, 1979) OL (1987-88)
 RADER, David (Tulsa, 1980) OC/Off. Backs (1986)
 RANDALL, Craig (Colgate, 1956) DL (1979-81; 1987-88)
 REED, Wesley (Louisiana College, 1963) Fr. Line (1970-72); OL/K (1973-75); DE/K (1976-77)
 RICHARDSON, Terry (Syracuse, 1994) Assistant HC/RB (2019)
 ROBERTSON, Melvin (West Texas State, 1950) DC (1984-85)
 ROYAL, Darrell (Oklahoma, 1949) Off. Backs (1952)
 SANDAHL, Al (Louisiana College, 1963) Freshman DL (1973); Asst. (1974)
 SALLACH, Scott (Ursinus, 1994) TE (2009-16); Player Personnel (2017)
 SCALES, Walter (MSU, 1931) Asst. (1933-34)
SCHMIDT, Mike (San Diego State, 2009) TE & Tackles/Run Game Cor. (2023-pres.)
 SHARPE, Jimmy (Alabama, 1963) Asst. Head Coach/OC (1978)
 SHELTON, John (Louisville, 1952) Off. Backs (1966)
 SHIRA, Charley (MSU, 1954) Asst. (1952); Line Coach (1954-56)
 SHOOP, Bob (Yale, 1998) DC/Safeties (2018)
 SIRMON, Peter (Oregon, 1999) DC/LB (2016)
 SMITH, Eugene (Mississippi College, 1980) OL (1989-90)
 SMITH, Melvin (Mississippi, 1982) WR (1995); DB (1996-01); DB (2006-12)
 SPOONER, Vic (Texas Tech, 1954) Ends (1962-63); DC/Ends (1964-66)
 SPRAYBERRY, Steve (Alabama, 1974) OL (1976-78)
 SPURRIER JR., Steve (Duke, 1994) Outside Receivers (2020-21);
 Outside Receivers/Pass Game Cor. (2022)
 STACY, Billy (MSU, 1959) DB (1967-68); WR (1969)
 STOKES, John (Army) Asst. (1935-37)
 STRANGE, Clarence "Pop" (LSU, 1937) Asst. Line (1949-51)
 STRINGER, Reed (Delta State, 2001) TE (2005-1); Special Teams (2007)
 STUART, Clyde (MSU, 1927) Off. Backs (1959-60)
 STUMP, Craig (Texas A&M, 1987) WR (1997-02)
 SULLINS, S.E. (North Alabama, 1962) DT (1973-75); LB (1976-77); DC (1978);
 DL (1982-84); LB (1985)
 TAYLOR, Ronald (Southern Miss, 1980) TE (1986-90)
 TIPPETT, Howard (East Tennessee State, 1958) Asst. Head Coach/LB (1973); DC (1979)
 TOHILL, Billy (MSU, 1961) Asst. Backs Coach (1962-65)
 TOMPKINS, Jim (Troy, 1962) ILB (1989-03); Player Relations (2004)
 TORBUSH, Carl (Carson-Newman, 1974) DC (2009)
 TOWNSEND, Deshea (Alabama 1997) CB (2013-15)
 TRICKETT, Rick (Glenville State, 1972) OL (1989-92)
 TRUITT, John (MSU) Asst. (1948-51)
 TURNBOW, Bill (Texas Tech, 1960) DL (1967; 1969); OC/OL (1970-71)
TURNER, David (Davidson, 1985) DL (2007-09); DL (2013-15); DL (2023-pres.)
 TYLER, Bob (Ole Miss, 1958) OC (1972)
 VALESENTE, Bob (Iowa, 1962) DC (1980-81)
 WALKER, Ronald "Bronnie" (MSU, 1963) LB (1967-68); Freshmen (1969-72)
 WALKER, Wade (Oklahoma, 1950) Line (1954-55)
 WALLACE, Bobby (MSU, 1976) DC (1986)
 WARMATH, Murray (Tennessee, 1934) Line (1939-45)
 WASHINGTON, Jason (Texas State, 2002) Safeties (2020-21); RB (2022)
 WASHINGTON, Pat (Auburn, 1987) WR (2007-08)
 WATSON, Pat (MSU, 1965) DL (1970-71)
 WATTS, Morris (Tulsa, 1961) OC/QB (2003)
 WEAVER, DeWitt (Tennessee, 1936) DL (1946-48)
 WHITE, Alan (Wake Forest, 1962) WR (1968); DB (1969)
 WILSON, Barry (LSU, 1969) OL (1979-83)
 WILSON, Chris (Oklahoma, 1992) Asst. DC/DL (2010); DC/DL (2011-12)
 WILSON, David (Troy State, 1977) TE (1999-00); Football Ops (2001)
 WOODS, Sparky (Carson-Newman, 1976) OC/QB (1999-02)
 WRIGHT, Jim (Texas A&M, 1958) OC (1967-69)
 WYATT, Bowden (Tennessee, 1938) Ends (1939-42; 1946)

Current MSU staff members in **BOLD**
 Year indicates season



A

ABERNATHY, Tom	1965
ABRAM, Johnathan	2017-18
ADAMS, Hugh	1966-67-68
ADAMS, Keith	1999
ADAMS, Fletcher	2016-17-18-19
ADAMS, Nelson	2013-14-15-16
ADDERHOLT, Oliver	1965
ADEGOKE, Stephen	2018
ADKINS, Michael	1994
AINSWORTH, Brad	1994-95-96
ALDERMAN, Joe	1971
ALDRIDGE, Corwyn	1981-82-83-84
ALDRIDGE, Lance	1988-89-90-91
ALEXANDER, Leon	1973-74-75
ALEXANDER, Murry	1946-47-48-49
ALEXANDER, V.B.	1905-06
ALFORD, G.H.	1895-96
ALFORD, John	1938-39-40
ALFRED, Justin	1967-68
ALLEN, A.H.	1910-11
ALLEN, E.R.	1927-28-29
ALLEN, Eric	1995-96-97-98
ALLEN, Henry	1917-18-19
ALLEN, Michael	2001-02
ALLEN, Terry	1971
AMBERS, Robert	2008
AMBROSE, Derek	2004-05-06
AMOS, E.N.	1929
ANDERSON, Brian	1992-93-94-95
ANDERSON, Brian	2003-04-05-06
ANDERSON, Dainein	2008-09-10-11
ANDERSON, Jesse	1986-87-88-89
ANDERSON, Koche	1993-94
ANDERSON, Treddis	1989-90-91
ANDREWS, Keith	2003-04-05-06
ANGER, Bob	1970-71
ARANT, Stephen	2003-04-05
ARMSTEAD, Lorenzo	1996-97-98-99
ARMSTRONG, Bobby	1970-71
ARMSTRONG, Charles	1934-35-36
ARNOLD, J.D.	1942-46
ARNOLD, Pat	1947
ARNOLD, W.F. (Bill)	1939-40-41
ARRINGTON, Dee	2011-12
ARRINGTON, M.A.	1909-10
ARTIGUES, Jeff	1991-92
ASHCROFT, W.H.	1928-29
ASHFORD, Earnest	1984-85
ASHLEY, Ben	1998
ASHLEY, Burt	1994-95-96
ASHLEY, Loren	1950-51
ASKEW, J.W.	1918-19-20-21
AUTRY, Denico	2012-13
AUTRY, Lee	2018-19

B

BADON, Adesola	1995-96-97-98
BAGGETT, Greg	1965
BAILEY, Benje	1994-95-96
BAILEY, Brent	1993
BAILEY, Jim	1946-47-48
BAILEY, Tim	2006-07-08
BAIN, Jim	1955-56
BAKER, Billy	1971-72
BAKER, H.G.	1912-13
BAKER, Johnny	1960-61-62
BAKER, Sam	1994-95-96-97
BALDWIN, Joel	2018
BALL, Hilton	1962-63-64

BALL, I.B.	1895
BALL, Kyle	1976
BALL, Richard	2001-02
BALLARD, Hugh	1993
BALLARD, N.B.	1917
BALLARD, Vick	2010-11
BANKS, Jevon	2020-21
BANKS, J.H.	1928
BANKS, Johnthan	2009-10-11-12
BANKS, Korey	2001-02
BANKS, Marcus	2022
BANKS, Wayne	1984-86-87
BARKUM, Melvin	1972-73-74
BARLOW, Bobby	1986-87-88-89
BARLOW, Mitchell	1984
BARNES, Earnest	1979-80-81-82
BARNES, Malcolm	1984
BARNETT, E.B.	1920-21-22-23
BARNETT, James	1957
BARRON, George	1965
BARRON, Jim	1953-54-55
BASKIN, W.H.	1917-18
BASS, L.G.	1909-10-11
BATES, Bobby	1958
BATES, Desmond	1987-88-89-90
BATTE, Jack	1956-57-58
BAUGHMAN, J.C.	1950
BEACH, Jerry	1966
BEAMAN, Terrance	2004-05
BEAN, David	1976-77-78
BEAN, Robert	1998-99
BECKWITH, Ben	2011-12-13-14
BEECH, Wally	1949-50-51
BEENE, Charles	1963
BELCHER, Trey	1996-97-99
BELL, Aubrey	2005-06-07-08
BELL, Bill	1978-80-81-82
BELL, C.P.	1921
BELL, Devon	2012-13-14-15
BELL, Frankie	1964-65
BELL, Jonathan	2001
BELL, Nick	2009-10-11-12
BELL, Robert	1970-71-72
BELL, Shea	1990-91-92-93
BENDER, Michael	1997-98-99-2000
BENEFIELD, Greg	1978
BENGE, John	1956-57
BENNETT, Andre	1991-92-93-94
BENNETT, Asa	1986-87-88
BENNETT, Rico	2002-03-04
BENNETT, Ron	1954-55-56
BENSON, Jack	1956-57-58
BENTON, Howard	1960-61-62
BERG, William	2012
BERRY, Leon	2009-10
BERRY, Scott	1986-87
BETCHER, Russell	1987
BETHUNE, Bobby	1959-60
BETHUNE, Frank	1942
BIGGERS, R.R.	1926
BILLIE, Ivan	2000-01
BILLINGSLEY, D.W.	1908-09
BILLINGSLEY, M.C.	1918-19-20
BISCARDI, Massimo	2022
BISHOP, C.H.	1940-41-42
BIVINES, Ray Ray	2001-02-03-04
BLACK, Blondy	1940-41-42
BLACK, Dorian	1999
BLACK, Stan	1973-74-75-76
BLACK, Tony	1979-80

BLACKLEDGE, Royce	2004-05-06-07
BLACKMORE, Rich.	1974-76-77-78
BLACKWELL, Paul	2019-20
BLADE, Willie	1999-2000
BLAIR, S.H.	1918-19-20
BLAKE, Mark	1987
BLAKE, P.L.	1956-57-58
BLAND, Dan	1963-64-65
BLEDSE, Jim	1947
BLOODWORTH, James	1984-85
BLOUNT, Jack	1949-50-51
BLOUNT, Lamar	1941-42
BOATNER, Buster	1972
BOBO, Demario	2004-05-07
BOBO, W.H.	1915-16-17
BOHANNA, Ferlando	2011-12
BOISTURE, Tom	1952-54
BOLTON, Grady	1963-64
BOLTON, Ralph	1953-54
BONAVITA, Ron	2002
BOND, John	1980-81-82-83
BONNER, Wade	2008-09-10-11
BORDELON, Barry	1967-68
BOSARGE, Chris	1989-90-91-92
BOUIE, Kevin	1993-94
BOULDIN, Jerry	1987-88-89-90
BOWER, W.R.	1919
BOWLS, Anthony	2008
BOWMAN, Jessie	2007-08
BOWMAN, Reed	2020
BOWSER, Tay	2006-07-08-09
BOYD, Daniel	1990-91-92
BOYD, Frank	1959
BOYD, Josh	2009-10-11-12
BOZEMAN, Bob	1972-73-74
BOZEMAN, Dudley	1987-88-89
BRABHAM, Joe	1970-71
BRADLEY, Hunter	2015-16-17
BRADLEY, Odell	2002-03
BRAMLETT, Graham	1945-46-47
BRANAMAN, H.W.	1914
BRANCH, Frank	1950-51
BRANTLEY, Allen	1972-73
BRASWELL, Sandy	1972-73-74
BRAUCHLE, Sean	2009-10
BREAZEALE, Micky	1965
BRENTZ, Charley	1979-80
BRETT, Homer	1895
BRIDGERS, Jack	1975
BRIDGES, E.A.	1928-30
BRIGNONE, J.C.	2007-08-09-10
BRISLIN, Andy	1972
BRISLIN, Chuck	1973-74-75
BROCK, E.N.	1933
BROOKS, E.	1929-30
BROOKS, H.H.	1895
BROOKS, J.H.	1927-28
BROOKS, Larry	1976
BROOKS, Ned	1957-58-59
BROOME, Art	1950-51-52
BROOMFIELD, Corey	2009-10-11-12
BROWN, Beniquez	2013-14-15
BROWN, Boone	1999-2000
BROWN, Corey	2002
BROWN, Danny	1979
BROWN, Dwayne	1977-78-79-80
BROWN, Eric	1996-97
BROWN, Frankie	1982
BROWN, Fred	2013-14-15
BROWN, G.L.	1903

BROWN, Jerome	1991-92
BROWN, Karlin	2007-08
BROWN, Lee	1990
BROWN, Louie	1955
BROWN, Mark	2006-07-08
BROWN, Michael	1994-95
BROWN, Mike	2006-07
BROWN, Ralph	1931
BROWN, Randy	1992
BROWN, Richie	2013-14-15-16
BROWN, Rusty	1982-83-84-85
BROWN, Ryan	2012-13-14-15
BROWN, Steve	1969
BROWN, Titus	2004-05-06-07
BROWN, Torrance	1990-91-92
BROWN, Tre	2017-18
BROYLES, E.N.	1902
BRUCE, Johnny	1971-72-73
BRUCE, Sonny	1938-40-41
BRULE, Aaron	2019-20-21
BRUMFIELD, C.N.	1906-07
BRUNSON, Bill	1925-26-27
BRUNSON, E.	1915-16
BRYANT, Anthony	1999-2000-01
BRYANT, Brandon	2015-16-17
BRYANT, R.B.	1924
BUCKHALTER, Tony	1994-95-96-97
BUCKLEY, Bill	1971-72-73
BUCKNER, Bill	1965
BUFORD, Glen	1976-77-78-79
BUJE, Larry	1973-74-75
BULLARD, P.E.	1933-34
BULLOCK, Bobby	1961-62
BULLOCK, Rex	1945-46-47-50
BUMPHIS, Chad	2009-10-11-12
BUNCH, W.R.	1936-37
BUNTYN, J.R.	1936-37
BURCH, C.T.	1934
BURCH, Richard	2002-03-04
BURDETT, Walter	2001-02
BURE, Marvin	2010-11
BURKE, Tom	1992-93
BURKES, H.	1928
BURKS, Sam	1948
BURKS, Tony	1985-86-87-88
BURKS, Tony	2006-07
BURNS, Charles	2005-06-08-09
BURNS, Eddie	1979-80-82-83
BURRELL, Don	1978-79
BURRELL, Ode	1962-63
BURRESS, Tom	1944-45
BURTON, R.E.	1918
BUSBY, Jon	2002
BUSH, C.L.	1901
BUSH, H.L.	1901
BUSH, Marcus	1985-86-87-88
BUTLER, Brandon	2000
BUTLER, Elvis	1982-83-84
BUTLER, Eric	2004-05-06-07
BUTLER, Matthew	1996-97-98-99
BUTTRAM, Jim	1956-57
BUTTS, Anthony	1985-86-87-88
BYRD, Ricky	1987-88-89-90
BYRDSOONG, Marvin	2002-03-04
BYRDSOONG, Shawn	1998-99-2000-01
BYRNE, H.E.	1931

C

CADENHEAD, Bobby	1945-47
CAGINS, Derrick	1992-93-94-95



CALDWELL, Dave	1963-64-65	CHRISTIAN, E.D.	1895	CORBELL, Dean	1950-51	DAVIS, Bryson	2003-04-05-06
CALDWELL, Matt	1993-94-95	CHRISTIAN, Hugh	1974	CORBETT, Tommy	1965-67	DAVIS, Donovan	2003-04
CALHOUN, Deion	2015-16-17-18	CHRISTMANN, Jace	2017-18-19-20	CORHERN, Hunter	1938-39-40	DAVIS, Dorsett	1999-2000-01
CALHOUN, John David	1971-72	CHRISTOPHER, A.C.	1927-28	CORLEY, Elbert	1941-42-46	DAVIS, Fred	1972
CALHOUN, Prentis	1965-66	CIMINI, Joe	1951-52	CORLEY, F.G.	1923-24	DAVIS, Harper	1945-46-47-48
CALHOUN, Taveze	2012-13-14-15	CLANTON, Curt	1991-92	CORLEY, Fred	1965-66	DAVIS, J.H.	1945-46
CALLAWAY, Clarence	1996-97-98-99	CLARK, Arceto	2008-10-11-12	CORLEY, Pinson	1949	DAVIS, Jimmy	1957-58
CALVIN, Jamire	2021-22	CLARK, Corey	2004-05	CORNELIUS, Marvin	1964-65	DAVIS, Jordan	2020-22
CALVIN, Johnathan	2015-16	CLARK, Danny	1991	CORRERO, Chris	1987-88-89	DAVIS, Kenneth	1947-48-49
CAMERON, C.B.	1921-22	CLARK, Darrin	1993-94	CORRERO, John	1959-60-61	DAVIS, Kermit	1941-42-46
CAMERON, Chris	2009-10-12	CLARK, Jason	2000-01-02-03	CORSE, Cedric	1984-85-86-87	DAVIS, Lee	1987-88
CAMPBELL, Ed	1948	CLARK, Louis	1983-84-85-86	COSBY, Artie	1983-84-85-86	DAVIS, Michael	1991-92-93-94
CAMPBELL, Larry	1995-96-97-98	CLARK, O.W.	1932-33	COSTELLO, K.J.	2020	DAVIS, Mike	1987-88
CAMPBELL, Marvin	1938-39-40	CLARK, S.J.	1924-25-26	COSTICT, Ray	1973-74-75-76	DAVIS, N.P.	1920-21
CANALE, Billy	1966	CLARK, Steve	1950-51-52	COTNEY, Barry	1965	DAVIS, R.T.	1918-20
CANALE, Conn	1967-68-69	CLARK, W.F.	1919-21-22	COTTON, Al	1994-95	DAVIS, Ralph	1946-47-48-49
CANALE, Justin	1963-64	CLARKE, J.S.	1895	COUCH, Jamal	2016-17	DAVIS, Steele	2000-01
CANNON, B.S.	1931	CLAUSELL, Blaine	2011-12-13-14	COURTNEY, Jim	1965-67	DAVIS, William	1931
CANNON, Leon	1982-83-84-85	CLAUSELL, Chris	1984	COX, C.A.	1930	DAVISON, Henry	1974-75-76-77
CANTON, Jason	1985	CLAY, T.F.	1903	COX, Colby	2021	DAY, Dillon	2011-12-13-14
CAPERTON, F.M.	1930-31	CLAYBORN, Jamaal	2013-14-15-16	COX, Fletcher	2009-10-11	DAY, Lennie	2000-01-02-03
CAPRI, Sam	1938	CLEMENT, Brad	1992	COX, Justin	2013-14	DAY, Stan	1934
CARLEY, G.L.	1928-29-30	CLEMENTS, E.C.	1930	COX, Wally	1973-74-75-76	DAY, Terry	1995-96
CARLSON, Adam	2005-06-07-08	CLEMENTS, Joel	1966	CRABTREE, Brooks	2004-06	DAY, Tucker	2018-19-20-21
CARMICAL, Ted	1966-67-68	CLEVELAND, Tolando	2013-14-15-17	CRAFT, Londyn	2020	DEAN, Derrick	1987-88-89
CARMON, James	2010-11	CLINTON, Eugene	1997-98-99-2000	CRAFT, T.	1926	DEAN, Janari	2021
CARNELL, Roye	1969	CLOOS, W.D.	1907	CRAIG, W.V.	1940-41	DEAR, Malik	2015-16-18-19
CAROLLO, Bobby	1964-65	CLOWER, Jerry	1949-50	CRAWLEY, Davey	2000-01	DEARMAN, Tom	1965
CARPENTER, Dickie	1969	COCHRAN, James	2003-04	CRICK, Bill	1969	DEBAUM, E.D.	1902-05
CARPENTER, H.H.	1914-15-16-17	COGGINS, Keith	1994	CROCKER, Jack	1948	DEDAUX, Randy	1966-67
CARPENTER, Johnny	2007	COLE, Brian	2018-19	CROSS, Britt	2005	DEE, T.H.	1905-06-07
CARR, Johnny	1985	COLE, George	1910	CROSS, Charles	2020-21	DEES, Chuck	1969-70-71
CARR, Keith	1990-91-92	COLE, Prentiss	2000	CROSS, Dennis	1936	DEES, Wilbur	1939-40-41
CARR, Michael	2010	COLEMAN, Jim	1954	CROSS, Tim	1983-84	DELOE, Ken	1951-52
CARROLL, Herman	1990-91-92-93	COLEMAN, Keo	1990-91	CRUMBLY, Charles	1948-49-50	DENT, H.M.	1907
CARROLL, James	1963-64-65	COLEMAN, Shaston	1994-95	CRUMEDY, Jaden	2019-20-21-22	DEPASQUALE, Derek	2009-10-11
CARROLL, M.B.	1937	COLEMAN, Will	2015-16	CRUMPTON, F.B.	1902-03	DERRICKS, Anthony	1995-96-97-98
CARROLL, S.J.	1944-45	COLEY, Marvin	1997	CUEVAS, Ronnie	1974-75	DESPER, Devon	2013-14-15-16
CARROLL, Wesley	2007-08	COLLINS, Bobby	1951-52-53-54	CULBERSON, Quinton	2003-04-05-06	DICKERSON, A.R.	1928
CARTER, Cole	2014-15	COLLINS, Fred	1977-78-79-80	CULPEPPER, Joe	1967	DICKSON, Dick	1976
CARTER, George	1937-38-39	COLLINS, Glen	1978-79-80-81	CULPEPPER, R.H.	1929-30	DILLE, A.B.	1910
CARTER, John	1974-75-76	COLLINS, Robert	1957-58	CULVER, H.F.	1901	DINKINS, Jamaal	1997-98-99-2000
CARTWRIGHT, George	1947-48	COLSTON, Doug	1944-47-48	CUMBERBATCH, Jim	1984	DIXON, Anthony	2006-07-08-09
CASSANOVA, T.	1911-12	COLTHARP, Will	1974-75-76	CUMBEST, Brad	2019-20	DIXON, Larry	1975-76-77
CASSELL, H.S.	1919-20	COMAN, Kivon	2013-14-15-16	CUNNINGHAM, Brandon	2020	DIXON, Taury	2018-19
CASSIBRY, R.E.(Slim)	1932-33-34	COMBS, Kent	1977	CURRY, Dwayne	1993-94-95-96	DIXON, William	1936-37
CASTLEBERRY, John	1965-66	CONKEL, Don	1954-55-56	CURRY, Lydell	1985-87	DOCKERY, Kevin	2002-03-04-05
CASTON, Hunter	1988-89	CONNER, Aadreekis	2019	CURTIS, Johnny	1991-92-93	DODD, Jimmy	1955-56-57
CAUSEY, Kenny	1993-94	CONNER, Omarr	2003-04-05-06	CUSHMAN, Ray	1964	DOIRON, J.W.	1929
CAVALLARO, Sam	1950-51	CONRAD, Jerry	1969-70-71	CUTRER, H.	1904-05	DOLLAR, Joe	1944-46-47
CAVEN, Charles	1952-53-54	COOK, A.L.	1929-30	CUTRER, W.D.	1905-06	DOOLEY, Bill	1954-55
CAVETT, J.C.	1895	COOK, Ashby	1964-65	CUTTS, Tim	1983	DORROH, C.E.	1906-07-08
CHADWICK, A.R.	1912	COOK, Bill	1976			DORSEY, Danny	1970
CHADWICK, E.B.	1926-27	COOK, Billy	1961-62-63			DOSS, J.O.	1977-78-79-80
CHAMBERS, Frank	1938-39	COOK, Jared	2001-02-03-04	D		DABBS, C.N.	1928
CHAIRS, Kelan	2014-15-16	COOK, Kelly	1967	DABBS, C.N.	1928	DALHOITE, J.H.	1896
CHAMPION, Jim	1947-48-49	COOK, Kendric	2008-09-10-11	DALE, Torrey	2014-15-16	DALE, Torrey	2014-15-16
CHAMPION, Tommy	2018	COOK, Roger	1971-72-73	DALY, John	1932	DALY, John	1932
CHANEY, Jamar	2005-06-07-09	COOK, Russell	2003-04-05-06	DALY, Rudy	1947-48	DOUGLAS, Dominic	2007-08
CHAPMAN, Jackie	1973	COOKE, Logan	2014-15-16-17	DANIEL, Eric	1995-96-97-98	DOUGLAS, Douglas	1963-64-65
CHAPMAN, Mike	1970	COOKE, Greg	1991	DANIEL, Willie	1957-58-59	DOWNING, Brandon	2002
CHAPMAN, Winston	2012-13-14-15	COOKS, Johnie	1977-78-80-81	DANIELS, Gerald	1993-94	DOWNSING, Frank	1970-71-72
CHAPPELLE, Jeremy	2013	COOLEY, Sim	1949-50	DANIELS, Jimmy	1957-1958	DRAYTON, Willie	1956-57
CHARLES, Korey	2017-18-19	COOPER, Ashley	1998-99	DANNER, Hugh	1930	DREHER, M.F.	1940
CHARLTON, Randy	2021-22	COOPER, Brandon	2007-08-09	DANTONE, Sammy	1960-61-62	DREYSPRING, Fred	1948-49-50
CHATMAN, Robert	1975-76-77-78	COOPER, Kevin	1997-98	DANTZLER, Cameron	2017-18-19	DUCKING, Caleb	2021-22
CHEALANDER, Hal	1971-72	COOPER, R.A.	1937	DAVIDSON, Charlie	1991-92-94	DUCKWORTH, Mike	1964-65
CHERRINGTON, Dewayne	2011-12	COOPER, S.F.	1911-12	D'AVIGNON, Louis	1968-69	DUCRE, Christian	2007-08-09
CHILDRESS, Cody	2001-02	COOPER, Ty	2021	DAVIS, Art	1952-53-54-55	DUDLEY, Don	1968-69-70
CHILDS, Mike	1964	COPELAND, Len	1976-77-78-79	DAVIS, Billy	1956	DUDLEY, Joey	1986-87
						DUGAN, Bob	1962-63
						DUMAS, Lamon	1997



DUNAWAY, David	1944-47
DUNAWAY, Rusty	1968
DUNCAN, Coltin	2020-21-22
DUNCAN, Speights	1954-55
DUNNING, Anthony	2005
DUPLAIN, Norman	1950-51-52
DURR, Lashard	2016-17

E

EARLS, Conley	1994-95-96-97
EAST, F.J.	1917-19
EASTERWOOD, Jeff	1988-89-90
EASTERWOOD, Hal	1952-53-54
EATON, Mike	1969-70-71
EDWARDS, Al Rickey	1980-81-82-83
EDWARDS, Don	1963-64
EDWARDS, Don	1977-78-79-80
EDWARDS, Joe	1969-70-71
EDWARDS, L.D.	1936-37
EDWARDS, Matt	1977-78-79-80
EDWARDS, Mike	1975-76-77-78
EDWARDS, Trenell	1988-89-90-91
EGAN, Brian	2011
EIDSON, Jim	1974-75
EILAND, Greg	2017-18-19-20
ELLARD, Andrew	2008-09
ELLARD, Head	1910-11-12-14
ELLINGTON, Corey	2021-22
ELLIOTT, Robert	2008-09-10-11
ELLIS, Alton	1966
ELLIS, David	1977-78-79-80
ELLIS, Glenn	1971-72
ELLIS, Henry	1995-96
ELLIS, R.J.	1938
ELROD, Buddy	1938-39-40
EMERSON, Martin	2019-20-21
ENGLEHARDT, Kevin	1986-87-88
ENIS, Bill	1972
EPPS, Tommy	1965
ESTAY, Joe	1982-83-84
EUELL, Bernard	1992-93-94-95
EULLS, Kaleb	2011-12-13-14
EUSTIS, W.B.	1913
EVANS, Charles	1953-54
EVANS, Deontay	2013-14-15
EVANS, Ed	1950-51
EVANS, Lawrence	1980-81-82
EVANS, Marcus	2005-06
EVANS, Michael	2005
EVANS, Quay	2012
EVANS, Willie	2002-03-04-05
EVERETT, Johnny	1976
EVERETT, Ronnie	1973-74
EWING, Pat	1987-88
EZEKWE, Ifem	2000

F

FAIR, David	1987-88-90
FAIR, Michael	1997-98-99-2000
FAIRCHILD, Kenric	1998-99-2000-01
FAIRCHILD, Ollie	1951-52
FANT, Kevin	2000-01-02-03
FATHEREE, George	1933-34-35
FAULKNER, Bill	1957
FAVORS, Greg	1994-95-96-97
FELD, Aaron	2007-08-09-10
FELKER, Rocky	1972-73-74
FERGUSON, L.H.	1908
FERGUSON, Sean	2008-09-10-11
FERRILL, Tommy	2000-01-02-03

FESMIRE, Rob	1978-79-80-81
FIEDOR, Rudy	1950
FIELDS, Ronald	2001-02-03-04
FIKES, B.B.	1919
FIRLE, Chris	1988-89-90-91
FISHER, Sonny	1961-62-63
FITZGERALD, John	1984-85
FITZGERALD, Nick	2015-16-17-18
FITZGERALD, Robert	1974
FITZHUGH, Keith	2005-06-07-08
FLEMING, Bobby	1959-60-61
FLEMMING, Steve	1976-78-79
FLETCHER, Jack	1938
FLOWERS, Kent	2014
FLOWERS, Walter	1956-59-60
FLOYD, Cameron	1994-95-96-97
FLOYD, Douglas B.	1944-45
FOLLIARD, Tom	1964
FORBES, Emmanuel	2020-21-22
FORD, Christian	2021
FORD, Lee	1989-90-91-92
FORD, Robert	1940
FORD, Ryon	1988-89-90
FORD, W.	1918
FORTUNATO, Joe	1950-51-52
FOSTER, Tim	1992
FOUNTAIN, George	1944
FOUNTAIN, Greg	1972-73
FOUNTAIN, J.B.	1926-27
FOX, Carl	1895-96
FRANCE, Hal	1944-45
FRANK, Garry	1984-85-86-87
FREEMAN, Phillip	2009-10
FREEMAN, Steve	1972-73-74
FREEMAN, Ty	2003-04
FRENCH, William	1984-85-86
FRIDAY, Larry	1978-79-80
FRIDRICH, Ray	1938
FROHM, Martin	1941-42
FUGLER, C.S.	1903
FULLER, Eric	2003-04
FULTON, Billy	1954-55-56
FULTON, G.R.	1923-24-25
FULTON, Tom	1951-52-53
FURDGE, Esaiias	2020-21-22
FURLOW, Charlie	1960-61-62
FURLOW, W.L.	1934
FURMAN, Harry B.	1907-08

G

GADDY, T.L.	1913-14-15-16
GALEY, Gene	1949-50
GALLOWAY, Ernie	1955-56
GALLOWAY, Tay	1990-91-92
GAMBRELL, Andrew	2005
GARDNER, Cameron	2019-20
GARDNER, Chris	1989-90-91-92
GARNER, Earnest	1996
GARRETT, W.D.	1944-45-46-47
GARRISON, E.	1908
GARRISON, Ernie	1955-56
GARRISON, Tommy	1965-66-67
GARVIN, Bobby	1960-61-62
GATCHELL, K.P.	1921-22-23-24
GATES, Michael	2005-06-07-08
GATLIN, Tommy	1972-73
GATLING, Emmanuel	2008-09-10
GAULT, Bill	1978-80
GAY, Willie Jr.	2017-18-19
GAYDEN, W.P.	1895

GEE, Raymond	1995-96
GELATKA, Chuck	1934-35-36
GEORGEHAN, R.E.	1926-27-28
GEORGE, Ricky	1980-81-82-83
GEORGOPOULOS, George	2022
GHOLAR, Michael	2002
GIBBS, Darrell	1988-89
GIBBS, Gene	1961-62
GIBSON, Arleye	1990-91-92-93
GIBSON, James	1991-92-93
GIBSON, Nick	2016-17-18-19
GIBSON, Rod	1998-99
GILBERT, C.F.	1909
GILLELAND, R.V.	1911-12
GILLESPIE, J.F.	1906
GILLIARD, Larry	1974-75-76-77
GILLIKIN, Jerry	1980-81
GILMORE, Tyriss	1994-95
GLANTON, De mon	2005-06-07-08
GLASGOW, Bill	1952-53-54
GLEASON, Gary	1986
GOLDBERG, Scott	2001
GOLLIDAY, Toby	1999-2000
GOMILA, Larry	1976
GOODE, Tom	1958-59-60
GOODE, Tom Jr.	1986-87
GOODMAN, Scott	2018-19-20-21
GOODSON, Buzz	1979
GOOLSBY, Shag	1937-38-39
GORDON, Reed	2011
GORKE, Bob	1947
GOSSETT, Bobby	1967-68-69
GOUGH, Byron	1948
GOUSSET, P.G.	1929-30-31
GRACE, J.R.	1901-02-03
GRACE, John	1942-46-47
GRACE, Roman	1978-79-80-81
GRAHAM, Jamil	1996
GRAHAM, Jamaral	2014-15-16
GRAHAM, S.G.	1905-06
GRANDFIELD, Charlie	2012
GRANGER, Hoyle	1963-64-65
GRANT, Barris	1999
GRANT, John	1990
GRANT, Lahitia	1995-96-97-98
GRANT, R.P.	1907
GRAVES, Westin	2015-16
GRAY, Donald	2015-16-17
GRAY, J.T.	2014-15-16-17
GRAY, Malcolm	1934-36
GRAY, Ronnie	1967-69
GRAY, W.G.	1934-37-38
GREEN, Ermon	1981-82-83-84-85
GREEN, Farrod	2016-17-18-19
GREEN, Gerri	2015-16-17-18
GREEN, Hal	1960-61
GREEN, Jalen	2021-22
GREEN, J.S.	1925
GREEN, Marcus	2008-09-11-12
GREEN, N.E.	1901-02-03-04
GREEN, Purvie	1991
GREEN, Ronnie	1984
GREENE, Lonnie	1976-77-78-79
GREENLEE, Larry	1971-72-73
GREER, Nakia	1994-95-96-97
GREGORY, Paul	1927
GRIER, James	1994-95-96-97
GRIFFIN, Adrian	2003-05
GRIFFIN, J.B.	1938-40
GRIFFIN, Lideatrick	2020-21-22
GRIFFIN, Nick	2011-12-13-14

GRIFFIN, Randy	1976-77-79
GRIFFITH, Julius	2000-01
GRIFFITH, Justin	1999-2000-01-02
GRIFFITH, Slovakia	2001-02-03-04
GRINDLE, Terrell	1999-2000-01-02
GROSSCUP, Chad	1988-91
GROVE, Harold	1939-40-41
GRUBBS, Lewis	1970-71-72
GUIDRY, Landon	2018-19-20
GUIDRY, Stephen	2018-19
GUILLORY, Loyd	1974-75
GULLEY, P.L.	1904-05
GUMINA, Scott	1991-92-93-94
GURLEY, Robert	2008
GUSSIO, Johnny	1984-85-86
GUTTUSO, Mike	1984-85
GUYTON, T.	1910
GWIN, Jan	1970

H

HADDIX, Michael	1979-80-81-82
HADLEY, F.A.	1910
HADLEY, Fred	1984-86-87-88
HADLEY, Terry	1986
HAGGAN, Mario	1999-2000-01-02
HALBERT, Molly	1955-56-57
HALEY, J.L.	1932-33-34
HALL, Jack	1970-71-72
HALLER, Bob	1966
HAMBRICK, Jake	2000
HAMILTON, J.D.	2006-07
HAMILTON, J.R.	1915
HAMMOND, Hayes	2021-22
HAMPTON, Bubba	1964-65-66
HANDLEY, Jim	1961
HANNIBAL, Avery	2004-05-06-07
HANRAHAN, Patrick	2009-10
HARBIN, Frank	1982-83-84
HARDISON, Bob	1935-36-37
HARDY, Templeton	2010-11-12
HARGRO, Antonio	2001-02-03
HARMON, Antonio	2022
HARMON, Clarence	1975-76
HARWICH, Buddy	1967-68-69
HARNESSE, Jim	1954-55
HARPER, Mike	1984-85-86
HARPER, Ronald	1978
HARRIS, Amos	1942-45-46
HARRIS, Andre	1985-86
HARRIS, Dezmond	2014-15-16-17
HARRIS, F.D.	1901-02
HARRIS, Grant	2017-18
HARRIS, Jack	2020-21-22
HARRIS, J.C.	1928-29
HARRIS, Jerry	1971
HARRIS, John	2014
HARRIS, Johnnie	1993-94
HARRIS, Tony	1990-91
HARRIS, Walt	1992-93-94-95
HARRIS, Wayne	1979-80-81-82
HARRIS, Willie	1990-91-92
HARRISON, Calvin	1966-67-68
HARRISON, Corvett	2012-13
HARRISON, Granville	1938-39-40
HARRISON, Ralph	1938
HART, Brandon	2005-06-07-08
HART, Joe	1969-70
HARTLEIN, Alan	1976-77-78-79
HARTNESS, R.A.	1925-26-27
HARVEY, L.B.	1901
HARVEY, Rufus	2021-22
HASTINGS, Git	1955



HATCHER, B.F.	1918	HORTON, Brad	2003-04-05	JACKSON, James	2018-19-20	JONES, Chris	1992-93-94-95
HATCHER, John	1998	HORTON, G.C.	1917	JACKSON, Jerry	1966-67-68	JONES, Darnell	2001-02-03-04
HAWKINS, C.W.	1935-36-37	HOSKINS, Eric	2007-08	JACKSON, Jesse	2015-16-17-18	JONES, Devin	2009-10-11-12
HAWKINS, Melvin	1988-92	HOUGH, P.M.	1918-19-20-21	JACKSON, Joshua	2008	JONES, Dontea	2017-18-19
HAYES, Melvin	1992-93-94	HOUSE, Avery	2003-05	JACKSON, Kamau	2001-02-03	JONES, E.B.	1925-26
HAYES, Ralph	1976	HOUSTON, P.D.	1921	JACKSON, Keith	1977-78-79	JONES, E.R.	1909
HAYNES, M.W.	1933	HOWARD, Anse	1941-42-46	JACKSON, Kirby	1983-84-85-86	JONES, H.T.	1914-15
HAZELWOOD, Brian	1995-96-97-98	HOWARD, Billy	1944-45	JACKSON, Nathan	2000-01-02	JONES, H.W.	1939-40-41
HAZZARD, Brandon	1993	HOWARD, J.R.	1896	JACKSON, Torrence	1994	JONES, I.L.	1901-02
HEARD, David	2003-04-05-06	HOWELL, Stanley	1976-77-78-79	JACKSON, Willie	1977-78-79-80	JONES, James	1976-77-78-79
HEARD, Michael	2003-04-05-06	HOWIE, Jeff	2010	JACKSON, Zach	2012-13-14-15	JONES, Jamie	2008-09-10-11
HEARNE, Bun	1908	HOWIE, R.M.	1901	JACOBS, E.H.	1921	JONES, Jarrian	2019
HEATH, Malik	2020-21	HOYETT, Braxton	2016-17-18	JAMES, Greg	1986-87	JONES, Jay	1987
HEAVENS, Brandon	2009-10-11-12	HUBBARD, J.L.	1922-23	JAMES, Jesse	1991-92-93-94	JONES, Jeremy	1995-96-97-98
HEFLIN, Duval	1948-49-50	HUDGINS, Ed	1965-66-67	JAMES, John	1989-90-91-92	JONES, Jeremy	2007
HEIDELBERG, G.C.	1896	HUDSON, Rodney	1992-94	JAMES, Leon	1991	JONES, Kameron	2020-21-22
HEIDENREICH, Jon	1988	HUFF, J.H.	1919-20	JAMES, Mike	1993-94	JONES, Kendall	2017-18
HEMPHILL, Sylvester	2009-10-11-12	HUGHES, Chris	2010-11-12	JAMES, Nick	2012-14-15-16	JONES, Kenzaki	1996-97-98-99
HENDERSHOT, Mike	1986-87-88-89	HUGHES, Jamon	2006-07	JAMES, Tony	1989-90-91-92	JONES, Kobe	2017-18-19-20
HENDERSON, Brandon	2008-09-10	HUGHES, Jay	1969-71	JANOUS, Frank	1960	JONES, L.I.	1922
HENDERSON, N.C.	1925	HUGHES, Jay	2011-12-14	JASON, Devonta	2018	JONES, Murphy	1932-33-34
HENDERSON, Omar	1995-97-99	HUGHES, Jesse	1941-42-46-47	JAYNE, J.M.	1895-96	JONES, Nick	2021-22
HENIG, Michael	2005-06-07	HUGHES, John	1941-42	JEFFCOAT, Jeff	1990	JONES, P.J.	2011-12-13-14
HENLEY, R.N.	1917-18-19-21	HUGHES, T.G.	1902	JEFFERSON, A.J.	2013-14-15-16	JONES, Rodney	1975-76
HENRY, Kevin	1990-91-92	HUGHES, Vernon	1944-46	JEFFERSON, Billy	1938-39-40	JONES, Ronny	1970-71-72
HENSON, J.C.	1933-34-35	HULL, Harvey	1973-74-75-76	JEFFREY, Bob	1948-49-50	JONES, W.W.	1946-47
HERRERA, Dio	2005	HULL, Kent	1979-80-81-82	JEFFREY, R.H.	1945	JONES, Wayne	1971-72-73
HERRING, Gay	1947-48	HULL, Maury	1983	JENKINS, Anthony	1978-79	JORDAN, Byron	1989-90-91-92
HERRINGTON, Bob	1930-31-33	HULL, W.A.	1906	JENKINS, Craig	2006-07-08-09	JORDAN, Chuck	1969-70-71
HERRINGTON, Ken	1962	HUMPHRIES, C.D.	1905	JENKINS, Elgton	2015-16-17-18	JORDAN, Jack	1973
HESTER, C.F.	1902-03	HUMPHRIES, Keon	2005-06-07	JENKINS, Jimmy	1960-61-62	JORDAN, Kinney	1975-76
HICKS, Robert	1994-95-96-97	HUNT, Mike	2010	JENKINS, Justin	2000-01-02-03	JORDAN, Todd	1989-91-92-93
HIGGINS, Glenn	1965-66	HUNT, Purvis	1993-94	JENNINGS, Joe	1967-68-69	JOSEPH, Donald	1951-53
HIGH, Terry	1988-89-91	HUNTER, Paul	1996-97-98-99	JENNINGS, John	1995-96-97	JOSEPH, Keith	1989-90-91-92
HIGHT, Fred	1935-36-37	HUNTINGTON, Larry	1999-2000	JENNINGS, Morley	1910-11	JOSEPH, Norman	1975-76
HILDEBRAND, Bill	1944-45-46	HURDLE, Bud	1988	JENNINGS, R.J.	2018-19-20	JOY, Buzz	1969
HILL, Billy	1959-60-61	HURLEY, Drake	1984-85	JERNIGHAN, J.J.	2021	JUDGE, Joe	2002-03-04
HILL, Brandon	2011-12-13-14	HURST, F.J.	1913-14	JEWELL, Rob	1992	JUNG, Traver	2016-17
HILL, Demetrius	1989-90	HURST, J.I.	1917	JILES, Cedric	2013-15-16	JUNKIN, Bobby	1980-81-82
HILL, Jonathan	2004-05-06	HURST, Nelson	2008	JIMISON, Jay	2020-21		
HILL, Kylin	2017-18-19-20	HUSBAND, Jason	2004-05-06-07	JOHNSON, Anthony	2006-07	K	
HILLIARD, John	1995-97-98-99	HUTCHERSON, Darrion	2014-15	JOHNSON, Antonio	2005-06	KAPP, Athony	1997-98
HILLMAN, Grant	1997	HUTCHINS, Carl	1999-2000-01-02	JOHNSON, Chris	1992-93-94	KATUSA, John	1951-52-53
HINE, C.R.	1934	HUTCHINS, Heath	2009-10	JOHNSON, Dennis	1974-75-76-77	KELLY, David	1959-60-61
HITT, Mark	1975-76-77	HUTCHINSON, Willie	1994	JOHNSON, Dillon	2020-21-22	KELLY, M.E.	1917-18
HODGES, Dave	1958	HUTSON, Brian	1984-85-86	JOHNSON, Harvey	1938-39-40	KELLY, Reginald	1995-96-97-98
HODGES, Price	1963-64	HUTSON, Frank	1960-61	JOHNSON, Jamaal	2004-05	KELLY, Tommy	2001-02-03
HOELSCHER, Bob	1954	HUTTO, Randy	1960-61-62	JOHNSON, James "J.J."	1997-98	KENNAN, Robert	1934-35-36
HOGAN, Dan	1980-83	HYDRICK, Joey	2000	JOHNSON, Jeramie	2003-04-05-06	KENNEDY, Buck	1958-59-60
HOGGATT, Eric	1969-70-71	HYMEL, Calvin	1973-74-75	JOHNSON, Jerry	1972	KENNEYBREW, Darrell	1985-87-88
HOLDER, Barry	1972			JOHNSON, Jett	2020-21-22	KERBY, E.M.	1944-45
HOLLEY, Dylan	2012-13			JOHNSON, Jocquell	2016	KERN, Kenny	2003-04
HOLLIMAN, Joel	1969-70-71	I		JOHNSON, Justin	2015-16-17-18	KEY, Sidney	1973-74-75
HOLLINGSHEAD, Lev.	1953-54-55	INMAN, Tommy	1962-63-64	JOHNSON, Kenneth	1980-81-82-83	KEYS, Bert	1997-98
HOLLINGSWORTH, Tom	1991-92	IRBY, Ken	1957-58	JOHNSON, Kenny	1976-77-78-79	KEYS, Richard	1973-74-75-76
HOLLOWAY, Brandon	2013-14-15-16	IRBY, Peyton	1966	JOHNSON, Kwatrivous	2020-21-22	KEYS, Tyrone	1977-78-79-80
HOLLOWAY, James	1993-94	IRVIN-SILLS, Jahmere	2014	JOHNSON, M.E.	1946-47-48	KHABEER, Johnathan	1995
HOLLOWAY, W.A.	1895	ISAAC, Robert	1994-95-96-97	JOHNSON, Malcolm	2011-12-13-14	KILBY-LANE, Shi'mar	2018-19
HOLLY, Keith	1972	IVY, Harry	1967	JOHNSON, Robert	2011-12-13-14	KIMBALL, Hunter	1911-12-14
HOLMES, Christian	2011-12-13-14			JOHNSON, Steve	1979-80-81-82	KIMBROUGH, Bob	1970-71
HOLMES, Jimmie	2007-08	J		JOHNSON, Terrell	2008	KING, Billy	1955-56
HOLT, Bill	1974	JACK, Gregory	2002	JOHNSON, W.C.	1983-84-85	KING, Brodie	2020
HOOKER, Lenard	1987	JACK, Jeremy	2004-05	JOHNSON, William	1984-85	KING, Chick	1970-71
HOOPER, Dan	1993-94-95-96	JACKSON, A.C.	1937	JOHNSTON, Bob	1964	KING, Dewayne	1986-87-88-89
HOPPER, R.C.	1924-25	JACKSON, Billy	1980-81-82-83	JOHNSTON, Ty	1986-87-88	KING, Donald Ray	1978-79-80-81
HOPPER, R.E.	1924-25	JACKSON, Cookie	1980-81-82-83	JOINER, Adam	1999	KINGREY, Ken	1974
HORNBACK Eddie	1982-83	JACKSON, Gabe	2010-11-12-13	JONES, Adam	1988	KINNEY, H.C.	1913-14
HORNE, Hillery	1941-42-44	JACKSON, Gerald	1975-76-77-78	JONES, Blake	2000-01-02-03	KIRKLAND, Ronny	1962-63
HORNE, Leslie	1930-32	JACKSON, Grant	2021-22	JONES, Bobby	1963-64	KIRKLAND, Todd	1981-82-83-84
HORNE, Nathan	1987	JACKSON, Heath	1986-87-88-89	JONES, Chris	2013-14-15	KISER, Bill	1965-66-67
		JACKSON, I.M.	1914-15				



Table with 2 columns: Name and Year. Includes KIZER, J.G. (1917), KLICKEK, Albert (1948), KLINDWORTH, M.E. (1919-20), KNIGHT, Bill (1988-89), KNIGHT, Bobby (1966), KNIGHT, C.A. (1908), KNIGHT, Danny (1980-81-82-83), KNIGHT, Kelvin (1990-91-92-93), KNIGHT, Rob (1996-97-99-2000), KNOTTS, Kenneth (1995-96), KOLKA, Kevin (1991), KOONTZ, Henry (1980-81-82-83), KOTOWSKI, Tony (1950-51), KOWALSKI, Anthony (1941-42), KYLES, Jarvis (2007-08)

L

Table with 2 columns: Name and Year. Includes LACOSTE, Paul (1993-94-95-96), LAIRD, R.F. (1924), LAMBERT, Gary (1980-81-82-83), LAMM, Art (1978), LANCASTER, Bill (1969-71), LANCASTER, Brian (1992), LANE, D.H. (1918-23), LANE, Jimbo (1963-64-65), LANDREWS, Jaquarius (2018-19), LANGSTON, Maurice (2009-10), LARSEN, Bootsie (1963-64-65), LASHLEY, Scott (2021), LATHAM, Sam (1956-57), LATHAM, Sam (2010), LATHRAM, M.W. (1936-37), LATTIMER, W.H. (1904), LAWRENCE, Addison (2008-09-10-11), LAWRENCE, Cameron (2009-10-11-12), LAWRENCE, Dylan (2020-21), LAWRENCE, Mike (1973-74-76-77), LAWSON, Eric (2011), LEASY, Wesley (1991-92-93-94), LEE, Bill (1973-74-75-77), LEE, Courtney (2000-01), LEE, Donald (1999-2000-01-02), LEE, Dontavian (2015-16-17-18), LEE, S.B. (1910), LEE, Tyson (2008-09), LEGGETT, Jerry (1985-86), LEIKAM, Ken (1982-83), LENOIR, R.L. (1929-30), LEONARD, R.L. (1917), LEWIS, Chester (1995), LEWIS, D.D. (1965-66-67), LEWIS, H.R. (1926-27-28), LEWIS, Howard (1973-74-75), LEWIS, Jameon (2011-12-13-14), LEWIS, John (2022), LEWIS, Leo (2016-17-18-19), LEWIS, Percy (2022), LEWIS, W.I. (1929), LEWY, H.E. (1913), LIGER, Eugene (1999-2001), LIGHTSEY, Jim (1964-65), LILLY, C.E. (1902), LINDSEY, Harold (1998-99-2000-01), LINDSEY, Michael (1993-94-95-96), LINVILLE, Billy (1952), LIPSCOMB, Jimmy (1993-94-95-96), LIPSCOMB, Lee (1990-91), LITTLE, H.S. (1919-20-21), LITTLE, Jason (1985-86-87), LITTLEJOHN, Anthony (2005-06-07-08)

Table with 2 columns: Name and Year. Includes LLOYD, Curtis (1959-60-61), LOCKHART, Otis (1978), LOGAN, J.E. (1952-56-57-58), LOGAN, Joel (1987-88-89-90), LOIACANO, J.E. (1962-63), LONG, Juan (1990-91-92-93), LONG, Lance (2005-06-07), LONG, R.I. (1918), LOONEY, D.J. (2008-09-10-11), LOSOYA, Steven (2022), LOTT, Bubba (1973), LOTT, S.A. (1933-34-35), LOVE, Jamerson (2011-12-13-14), LOVE, Kelvin (1998-99), LOVE, Kyle (2006-07-08-09), LOVERTICH, Chance (2021), LOVETT, Fabien (2019), LOW, R.H. (1921-22-23), LOWE, Fred (1944-45), LOWE, John (1983-84-85-86), LOWE, Jonathan (2004-05), LUCKETT, J.E. (1922-23-24), LUKE, Butch (1963), LUMPKIN, Aaron (2000-01-02-03), LUNDIE, Orlando (1983-84-85), LUNDY, T.E. (1929-30-31), LUSTER, Frankie (1990-91-92-93), LYNCH, T.R. (1922), LYNCH, Thayer (1937-38), LYNN, Mark (2010)

M

Table with 2 columns: Name and Year. Includes MACK, Clay (1994-95), MACON, Joe (1993-94-95), MADKIN, Wayne (1998-99-2000-01), MAGEE, Don (1972), MAGEE, W.J. (1911-12), MAGILL, O.R. (1909-10), MAGRUDER, F.H. (1911), MAHONEY, J.C. (1901), MAIER, Chuck (1976-77-78-79), MALE, John (1971), MALLORY, R. (1918), MALONE, Danny (1973-74-75), MALONE, Justin (2012-14-15), MANGUM, Wayne (1956-57-58), MANLEY, Jack (1961), MANN, Brandon (1993-94), MAPP, Marcus (1937), MARBLE, John (1930), MARCUS, Adrian (2010-11-12), MARKET, Kendrick (2012-13-14-15), MARKS, Jo'quavius (2020-21-22), MARLER, Dave (1977-78), MARLIN, John-Michael (2000-01-03), MARSH, Tate (1969-70), MARTIN, Darren (1985-86-87-88), MARTIN, Jason (1984), MARTIN, N.S. (1915-16), MARTIN, Rusty (1977-78-79-80), MASON, Ryan (2007), MASSEY, Alan (1977-78-79-80), MATTHEWS, Miller (1928-29-30), MATTHEWS, Jackie (2022), MATTHEWS, W.M. (1895), MATULICH, Wallace (1942-46-47), MAWHINNEY, T.J. (2001-02-03), MAXEY, Bill (1976-77-78), MAXWELL, Jessie (1978), MAXWELL, William (1930-31-32)

Table with 2 columns: Name and Year. Includes MAY, George (1977-78-79), MAYE, Brandon (2011), MAYFIELD, George (1948), McADAMS, Blake (2005-06-07-08), McALPIN, Jim (1969-70-71), McARTHUR, Harry (1912-13-14), McARTHUR, R. (1915-16), McARTHUR, W.S. (1904), McBRIDE, B.A. (1917), McBRIDE, Jim (1962), McCABE, J.H. (1927), McCain, W.C. (1942-46), McCALL, Byron (1991-92-93-94), McCANN, Henry (1993-94-95-96), McCARDELL, Shane (2009-10-11-12), McCASKEY, Terrence (1996-97-98-99), McCLELLAND, S.F. (1895-96), McClUER, Donald (1913), McCOLLOUGH, Bernard (1987-88), McCOLLOUGH, Jim (1971), McCOLLOUGH, Larry (1972-73-74), McCORD, Nolan (2021), McCORVEY, Jackie (1977-78-79), McCoy, Kyle (1990-91), McCoy, O.R. (1930-31), McCracken, W.G. (1944), McCraneY, Cortez (2007-08), McCrarry, Fred (1991-92-93-94), McCulland, John (1988), McCullen, I. (1916), McCULLOUGH, Colby (1993-94), McDole, Mardye (1977-78-79-80), McDONALD, Mike (1980-81-82), McDougal, Clarence (2003-04-05), McDougal, Lloyd (1945), McDowell, G.R. (1938-39-40), McLEROY, Dick (1970-71-72), McLEROY, Tom (1971), McELVEEN, M. (1927-28), McENAVY, Mike (1979-80-81-82), McGEE, Chauncey (1995-96), McGEE, Keffer (1994-95-96), McGEORGE, Hal (1904-05-06-07), McGILL, Izell (1994-95-96-97), McGLASKER, Darryl (1974-75-76-77), McGOWAN, W.G. (1920-21-22), McGRAW, Dick (1965-66-67), McGRAW, F.A. (1901), McGuire, Bill (1963-64), McINGVALE, George (1942-45), McINNIS, D.C. (1920), McINNIS, E.C. (1905-06-07-08), McIntosh, Mark (1977-78), McIntosh, P.K. (1905), McKAY, J.V. (1895), McKEE, John (1952-53), McKELPHIN, Marvell (1984-85-86), McKENNA, R.J. (1982-83-84-85), McKENZIE, Duncan (1974-75-76-77), McKinley, Alvin (1998-99), McKinley, Dennis (1995-96-97-98), McKinney, Benardrick (2012-13-14), McKinzie, W.M. (1920-23), McKISSACK, Clovis (1954), McLaurin, Jerome (1986), McLaurin, Mark (2015-16-17-18), McMILLAN, John (2009-10), McMULLAN, Stephen (1989), McMULLEN, A.H. (1923-24), McNAIR, E.H. (1918)

Table with 2 columns: Name and Year. Includes McNEIL, Chris (2002-03-04-05), McNEIL, Duane (1975-76), McPHAIL, Bill (1954), McPHEE, Pernel (2009-10), McPHERSON, H.A. (1911), McRAE, Brandon (2007-08-09), McRAE, Matt (1997-98-99-2000), McRANEY, Will (1983), McREE, Alton (1976), McWILLIAMS, L.M. (1920), McWILLIAMS, Tom (1944-46-47-48), McWILLIAMS, W.K. (1916-17), MEEK, Omri (1994), MEEKS, J.H. (1924-25-26), MEIGS, Ralph (1935-36-37), MELICHAIR, Mark (2007-08-09-10), MELL, Eric (1982-83-84-85), MENAFEE, Cornell (1996-97-98-99), MERIDETH, Charles (2001), MIDDLETON, Carl (1984-85-86), MIHALIC, Mike (1941-42-46), MIKETINAS, Bobby (1978-80-81-82), MILLER, Andy (1974-75), MILLER, Cameron (2018), MILLER, Diczno (1998-99-2000-01), MILLER, Jimmy (2005), MILLER, John (1979-80-81-82), MILLER, L.C. (1923-24), MILLER, Mike (1988), MILLER, Tom (1956-57), MILLS, A.P. (1910-11), MILLS, E.E. (1902-03), MILNER, Sammy (1968-69-70), MILONS, Tee (2002-03-04-05), MILTON, Derrick (2012-13), MINK, Robby (1979-80), MINOR, Durward (1985-86-87-88), MINOR, Longstreet (1906), MINOR, Marco (2000-01), MINYARD, B.I. (1935), MINYARD, W.N. (1920-21), MITCHELL, Carsno (1981-82-83), MITCHELL, Charles (2008-09-10-11), MITCHELL, David (1976-77), MITCHELL, E.F. (1926), MITCHELL, Nic (2022), MITCHELL, Osirus (2017-18-19-20), MITCHELL, T.A. (1895-96), MIXON, Keith (2016-17-18), MIZE, William (1930), MOAK, Johnny (1935-36-37), MOATES, Jennings (1941-42-46), MOHLER, Robert (1950), MOLDEN, Bobby (1975-76-77-78), MOLLERE, L.A. (1934-35-36), MONAGHAN, Mike (1973), MONROE, Henry (1976-77-78), MONROE, Willie (1976-77-78), MONROE, Willie (1985-86), MONTGOMERY, H.C. (1895), MONTGOMERY, J.F. (1906), MONTGOMERY, Mi. (1990-91-92-93), MOODY, Jimmy (1965), MOON, Bill (1963), MOON, Harrison (2016-17), MOONEY, Paul (1996-97-98-99), MOONEYHAM, David (2000), MOORE, Arnold (1938-39-40), MOORE, Billy (1964-65), MOORE, Craig (1997-98), MOORE, Dana (1979-80-81-82)



MOORE, Darrell	1982-83-84-85
MOORE, Duaine	1965-66-67
MOORE, John	1985-86-87-88-89
MOORE, John O.	1944-47
MOORE, Ronnie	1968-70
MORANT, Jordan	2022
MORDECAI, Art	1983-84
MORGAN, Bob	1980-81-82
MORGAN, Brett	2002-03-04-05
MORGAN, C.J.	2017-18-19-21
MORGAN, Josh	1999-2000-01-02
MORGAN, Rob	1996-97-98-99
MORGAN, Tarus	2002
MORGAN, William Earl	1955-56-57
MORGANTI, Fred	1944-45-47
MORRELL, Al	1967-68
MORRELL, Tommy	1990-91-92-93
MORRIS, Don	1952-53-54
MORRIS, E.S.	1907-08
MORRIS, Todd	1988-89-90
MORRIS, Tom	1952-53
MORROW, Bill	1950
MORROW, Grover	1933
MORROW, Joe	2012-13-14-15
MORROW, Robert	1994
MOTT, J.C.	1921-22
MOULDS, Eric	1993-94-95
MUNCHAUSEN, Louis	1937
MUNIZ, Archie	2011-12-13-14
MUNSCH, Al	1953
MURPH, Darwin	1981
MURPHY, Alec	2016-17-18-19
MURPHY, Billy	1941-42-46
MURPHY, Marcus	2018-19-20
MURRAY, Stan	1972-73-74
MUSSELWHITE, W.B.	1936
MYERS, Jerry	1985-86-88-89
MYERS, W.J.	1922
MYLES, Eddie	1987-88-89-90
MYLES, Gabe	2014-15-16-17
MYLES, Jimmie	1991-92-93-94
MYLES, Toby	1994-95
MYRICK, Bo	1977-78
MYRICK, Gordon	1955-56

N

NABERS, Jim	1977-78
NABORS, Rocky	1987-88-89
NANCE, Bill	1960
NANCE, Chris	2007-08
NASH, Kahlil	2001-02
NASH, Marshall	1931
NATALE, Steve	1971
NEAL, Keith	1984-85-87-88
NEAVES, Robert	1958
NEILL, James	1965
NELSON, Aries	2003-04
NELSON, Bill	1966-67-68
NELSON, E.T.	1906
NELSON, G.B.	1907
NELSON, Jim	1969-70-71
NELSON, Tim	1996-97-98-99
NESMITH, Ed	1956-57
NEVILLE, Tom	1962-63-64
NEWSOM, Buddy	1968-69
NEWSOME, Frank	1952-53
NEWTON, Leslie	1964-65-66
NICHOLS, Jon	1964
NICHOLS, Sam	1973-74-75-76
NICHOLS, Tom	1981-82-83-84
NICKELS, Vic	1973-74
NIX, Gordon	1937

NIX, Jack	1937-38-39
NOBLE, C.R.	1912-13-14-15
NOBLE, L.W.	1921-22-23
NOBLE, P.A.	1927
NOBLES, Bennie	1945
NORWOOD, Jerious	2002-03-04-05
NUGENT, Dave	1965-66

O

OAKES, N.C.	1917
O'CONNOR, Cliff	1948-49
ODEN, C.S.	1915
ODOM, Aaron	2018-19-20-21
ODOM, Jerry	1947
ODOM, Reggie	2009-10
OGDEN, Charles	1930-31-32
O'NEAL, Gabe	2004-05-06-07
O'QUINN, Jasper	2007-08
OSBOURNE, Ray	1959-60-61
OSWALT, J.A.	1916
OVERSTREET, Hugh	1903-04
OWENS, David	1949-50
OYEFESOBI, Michael	2001-02

P

PACE, John	1949-50-51
PACKER, Steve	1982
PACKER, Walter	1973-74-75-76
PAGE, DeShawn	2021-22
PAGE, W.C.	1931-32-33
PAPA, Vic	1947-48
PAPPENHEIMER, William	1927-28-29
PARENTON, Tim	1980-81-82-83
PARKER, Brent	1981-82-83
PARKER, Clarence	2000-01
PARKER, Dareuan	2017-18-19-20
PARKER, Jackie	1952-53
PARKER, John	1988-89-90
PARKS, Tommy	1986-87-88-89
PARKS, W.J.	1944
PARVIN, David	1969
PATRICK, J.W.	1939-40-41
PATRICK, Mike	1972-73-74
PATRIDGE, Jim	1969-71
PATTEN, T.W.	1915-16
PATTERSON, Bob	1940-41-42
PATTERSON, R.B.	1946-47-48
PATTERSON, W.C.	1941-42-46
PATTON, Jeff	1984-85-86-87
PATTY, R.P.	1924-25
PAUL, Albert	1960-62
PAYNE, Jimmy	1974
PAYNE, Preston	1970-71
PAYTON, Javonta	2019-20
PEACHER, Clay	1980-81-82-83
PEARSON, Aaron	1984-85
PEARSON, H.H.	1901
PEDERSON, Todd	1993
PEGUES, Derek	2005-06-07-08
PENDER, Runnie	1991-92-93
PEOPLES, Nate	1996-97
PEPPER, Fred	1976-77-78
PERKINS, Fred	1959-60-61
PERKINS, H.G.	1921-22-23
PERKINS, LaDarius	2010-11-12-13
PERRERE, Clyde	1955
PERRY, Frank	1917-18-19
PETERS, Fred	2019-20-21
PETERS, Jamal	2015-16-17-18
PETERS, Rodney	1984-86-87

PETERSON, Gil	1956-57-58
PETERSON, Glenn	1971
PETERSON, Shelby	1988
PETRO, Emile	1970-71-72
PETTIT, Blake	2004
PEYTON, Raymond	1975-76-77-78
PHARES, Bob	1972
PHARES, Ken	1970-71-72
PHARR, Tommy	1967-68-69
PHILLIPS, Anwar	2006
PHILLIPS, Bob	1976
PHILLIPS, Bob	1987-89
PHILLIPS, F.M.	1929
PHILLIPS, Hank	1985-86-87-88
PHILLIPS, John	2011
PHILLIPS, Josiah	2016-17
PHILLIPS, Tyre	2018-19
PICKENS, W.H.	1926-27-28
PICKERING, Nathan	2019-20-21-22
PICKLE, Ike	1934-35-36
PILLOW, George	1932-33-34
PILLOW, Robert	1942-46
PILLOW, W.N.	1895
PILLOW, Watson	1971
PITTMAN, C.	1927-28-29
PITTMAN, Charles	1949-51
PITTMAN, Hilton	1966-67-68
PITTMAN, Jim	1947-48-49
PITTMAN, Oren	1935-36-37
PITTS, Walter	1976
PLUMMER, Bruce	1983-84-85-86
PLUMP, Greg	1991-92-93
POLK, Makai	2021
POLK, S.T.	1909
POLLARD, H.T.	1907-08-09-10
POLOVINA, Pete	1950-51
POORE, Eric	1983-84-85
PORTER, Alonzo	1993-94
PORTER, Jay	1979
PORTER, Jerald	1974-75-76-77
POTEETE, Jim	1957-58
POTTER, F.E.	1912-13
POTTS, R.H.	1902
POWELL, Andrew	2003-04-05-06
POWERS, Floyd	1958-59-60
PRATHER, Pig	1998-99-2000-01
PREMONT, David	1977-78-79-80
PRENTISS, Kevin	1997-98
PRESCOTT, Bob	1919
PRESCOTT, Dak	2012-13-14-15
PRESSLEY, Bobby	1998-99
PRESTON JR., Shawn	2019-20-21-22
PRICE, Dave	1935-36-37
PRICE, Jerry	1979-80-81-82
PRICE, Ortie	1931-32
PRICE, R.N.	1938-39-40
PRICE, Simeon	2022
PRICE, Steve	1979
PRICE, Stoney	1995-96-97
PRIESTER, Bill	1960-61
PRINCE, Carl	1981-82
PRINCE, Rodney	2007-10
PRINCE, William	1989-90-91-92
PROSSER, Wil	2003-04-05-06
PRUITT, Dale	1988-89
PURNELL, Hawes	1932-33-34
PURVIS, J.P.	2020-22
PYRON, Shag	1949-50-51

Q

QUILLIAN, Chris	1976-77-78
-----------------	------------

R

RAINER, Fred	1975-76
RAINEY, Chris	1996-97-98-99
RAINEY, E.R.	1912-13-14-15
RANAGER, Tommy	1960-61-62
RANDLE, Milas	2000-01-02
RANKIN, Martinas	2016-17
RAY, E.G.	1940-41
RAY, Kelly	1990
RAY, Pete	1947-48
RAY, R.V.	1940-41-42
RAYBON, Ben	2022
RAYFORD, Chris	2015-16-17-18
REAGH, I.C.	1934-35-36
REDDOCH, Bert	1934-35-36
REDMOND, James	2003
REDMOND, Will	2013-14-15
REED, C.R.	1965-66
REED, Harland	1964-65-66
REED, Joe	1969-70
REED, Joseph R.	1964-65
REES, Gavin	1974-75-76-77
REESE IV, Albert	2021-22
REESE, Matt	1991
REESE, R.	1916
REESE, Stewart	2017-18-19
REID, Bo	1950-51-52
REID, Fred	2001-02-03-04
REID, W.D.	1905
RELF, Chris	2009-10-11
RENCHER, Varner	1985-86-87
REULE, P.A.	1912
RHEA, Rube	1971
RHOADES, Andy	1966-68
RHOADES, Glenn	1965-66-67
RHOADES, Ray	1948
RHOADES, S.W.	1909-10-11
RHOADES, Stan	1944-45
RHODEN, Marcus	1964-65-66
RIALS, Harold	1986
RICE, Carlton	2004-05-06
RICHARDSON, Decamerion	2020-21-22
RICHARDSON, Derrick	1982-83-84
RICHARDSON, O.W.	1981-82
RICHMOND, W.L.	1932-33-34
RICKMAN, Jack	1973-74
RICKS, J.R.	1901
RICKS, W.B.	1926
RIDDELL, Josh	2007
RIDDLEY, Otis	2003
RILEY, Co-Eric	2007-08
RILEY, Mike	1988-89-90-91
RIVERS, Chauncey	2018-19
RIVERS, Robert	2018
ROBBINS, F.W.	1917
ROBERSON, Kendall	1996-97-98-2000
ROBERSON, Murphy	1951-52-53
ROBERTS, Kenny	1989-90-91-92
ROBERTSON, Bo	1980
ROBERTSON, Derrell	1988-89
ROBERTSON, Dwayne	2000-01
ROBERTSON, Joe	1952
ROBERTSON, Tony	1987-88-89-90
ROBICH, Rex	2022
ROBINSON, Alvin	1983-84-85-86
ROBINSON, Calvin	1983-84-85-86
ROBINSON, Damien	2011-12-13-15



ROBINSON, Deljuan	2003-04-05-06
ROBINSON, Delmon	2008
ROBINSON, Don	1945-48-49
ROBINSON, Josh	2012-13-14
ROBINSON, Justin	2022
ROBINSON, Michael	1986-88
ROBINSON, Sleepy	1990-91-92
RODRIGUEZ, Wallace	1961-62
ROGERS, Casey	2005-06
ROGERS, Kenny	1973
ROGERS, Kenny	1982-83-84-85
ROGERS, Tim	1994-95
ROGERS, W.M.	1906
ROGERS, Will	2002-03-04
ROGERS, Will	2020-21-22
ROMANOFF, Alex	1970
ROSE, C.M.	1908
ROSE, W.C.	1909
ROSENBERG, Dick	1951
ROSETTI, Jerry	1965-66
ROSS, Fred	2013-14-15-16
ROSS, Jim	1954-55-56
ROYE, J.L.	1932
RUCKER, Bill	1966
RUCKER, Jack	1949-50
RUDD, E.I.	1909
RUFFIN, D.A.	1912-13
RUFFIN, R.	1913
RUFFIN, Red	1937-38
RUIZ, Brandon	2020-21
RUSCOE, Ben	1949-50
RUSCOE, Herb	1956-57
RUSH, Dereck	1996-97
RUSHING, Dennis	1971
RUSHING, J.B.	1958
RUSHING, Tom	1950-51
RUSS, Andy	1993-94-95-96
RUSSELL, Adam	1995
RUSSELL, Bo	1986-87-88-89
RUSSELL, C.E.	1918-19
RUSSELL, De'Monte	2021-22
RUSSELL, Freddy	1967-68-69
RUSSELL, J.G.	1904
RUSSELL, Tyler	2010-11-12-13
RUTLAND, Tray	2006
RUTLEDGE, J.F.	1896
RYE, Jerry	1979

S

SAAB, Louis	1973-74
SABBATINI, Frank	1954-55-56
SADLER, Robert	1939
SAGET, Don	1965-66-67
SAIA, Joseph	1944-45
SAMUEL, Artimus	2013
SANDERS, Danny	1981-82-83-84
SANDERS, Harold	1934
SANDERS, Joey	2004-05-06
SANDERS, R.D.	1917
SANDERS, Ricco	2010-11
SANFORD, Carl	1963
SANGSTER, Jer.	1985-86-87-88
SANTAGATA, Rich	1966
SANTILLO, John	1952-53
SARTIN, Bill	1990-91-92-93
SARTOR, Tony	1980-81-82
SAULSBERRY, Quentin	2008-09-10-11
SAUNDERS, H.A.	1934
SAUNDERS, W.B.	1922
SAWLEY, T.S.	1908-09

SAXTON, Curtis	1942
SCALES, Walter	1930-31
SCAMARDO, Don	1981-82-83
SCHAFFHAUSER, Gary	1977-79-80
SCHEER, Stu	1966-67-68
SCHEIDER, Carl	1948
SCHEXNAYDER, Kody	2017-18-19
SCHOENROCK, Bill	1957-58-59
SCHWILL, Otto	1915-16
SCOTT, Don	1915-16
SCOTT, Edward	1937
SCOTT, McKinley	2002-03-04
SCOTT, Paul	1930
SEAL, Leo	1909-10
SEAL, Leo Jr.	1947-48
SEARS, Corey	1994-95
SENIOR, Justin	2013-14-15-16
SHAMBURGER, Charles	1939
SHAMBURGER, Sonny	1967
SHANKS, Don	1967-68
SHARP, LaDuinston	2019-20-21-22
SHARPE, O.J.	1960
SHAW, M.J.	1913-14-15-16
SHAW, Robert	1960-61
SHEFFIELD, Lanny	1971
SHEGOG, Andri	1984-85
SHELL, Tony	1988-89-90
SHELTON, Ben	2006-07
SHEPHERD, Billy	1951-52-54
SHEPHERD, J.T.	1950-51
SHERMAN, Paul	1986
SHERROD, Derek	2007-08-09-10
SHERROD, Dezmond	2004-05-06-07
SHIRLEY, Scott	1980
SHIVERS, Wes	1998-99
SHRADER, Garrett	2019
SHUFF, Ted	1942-46
SHUMAKER, Bryan	2000
SHUMPERT, Ashton	2013-14-15-16
SHUMPERT, William	2011
SHUTE, Pat	1958-59-60
SIDDOWAY, Charles	2012-13
SIDORIK, Al	1942-46
SIGNAIGO, Nick	2003-04
SIJANSKY, Kevin	1999-2001-02
SIKES, Carl	1931-32-33
SILVERI, Joe	1954
SIMMONS, Crosby	1948
SIMMONS, Jeffery	2016-17-18
SIMMONS, M.L.	1913-14-15
SIMMONS, Michael	1984-85-86-87
SIMPSON, Barrin	1996-97-98-99
SIMPSON, Roger	1988
SIMS, J.B.	1974-75
SIMS, Stan	1984-85-86-87
SIRMONES, C.J.	1999
SISK, Bob	1957-58
SISK, Dwight	1967
SISTRUNK, R.L.	1929
SKINNER, Deontae	2010-11-12-13
SKIPPER, Frank	1958-59
SLAY, Darius	2011-12
SLOAN, R.L.	1917
SLUDER, Kevin	1996-97-98-99
SMITH, Allan	1994-95-96-97
SMITH, B.W.	1918
SMITH, Brent	1993-94-95-96
SMITH, Brent	2002-03
SMITH, Charles	1934-35
SMITH, Charlie	1961

SMITH, Chris	2009-10-11-12
SMITH, Cole	2020-21-22
SMITH, David	1968-69-70
SMITH, Don	1983-84-85-86
SMITH, Ed	1957-58-59
SMITH, Edward	1997-98
SMITH, Emmitt	1998
SMITH, F.M.	1910
SMITH, Jamayel	2006-07-08
SMITH, James	1973-74
SMITH, Jondrea	2000
SMITH, Kenwoyenne	1995-96-97-98
SMITH, Milton	1986-87-88-89
SMITH, Murray	1958
SMITH, O.L.	1926-27
SMITH, Preston	2011-12-13-14
SMITH, Reggie	1987
SMITH, Robert	1985
SMITH, Scott	1982
SMITH, Tobias	2010-11-12
SMITH, Truett	1946-47-48
SMITH, Williams	1932-33-34
SMITH, Zach	2007-08-09-10
SMITHART, Terry	1968-69
SMITHERMAN, Maurice	2016-17-18-19
SMOOT, Fred	1999-2000
SNYDER, Dannie	2001
SOBIESK, Evan	2013-14
SOILEAU, Joe	1976-77-78
SOSEBEE, Major	2009
SOUTHWARD, Billy	1970-71-72
SPARKS, J.C.	1903
SPARKS, John	1962-63
SPENCER, Chris	2009-10
SPENCER, Marquiss	2016-17-18-19-20
SPIVEY, Geor'quarius	2019-20
SPIVEY, Robert	2001-02-03
SPURLOCK, K.L.	1913-14-15-16
STACY, Benny	1959-60-61
STACY, Billy	1956-57-58
STACY, Bobby	1960-61
STAINBROOK, Max	1947-48-49-50
STALLWORTH, Arnil	2006-07-08-09
STALLWORTH, Chris	1991-92-93
STAMPS, Chris	2016
STANFORD, Carl	1963
STANIC, Matt	2020
STANLEY, Jack	1948
STANSEL, H.S.	1913
STANTON, Bill	1953-54-55
STEADMAN, C.W.	1935-36-37
STEPHENS, Con.	1998-99-2000-01
STEPHENS, Durwood	1968
STEPHENS, P.E.	1923-25
STEVENS, Bill	1965
STEVENS, Lenny	1967
STEVENS, Tommy	2019
STEWART, Bill	1950-51
STEWART, Buck	1950
STEWART, Corbin	2012
STEWART, David	2001-02-03-04
STEWART, Kenny	1988-89-90-91
STEWART, R.H.	1916
STEWART, Reggie	1987-88-89-90
STIGERS, Trevor	2009-10
STILLWELL, Robbie	1997
STONE, H.L.	1923-24-25
STONE, L.H.	1927-28-29
STONE, Willie	1933-34-35
STOOTS, Steve	1970

STORY, Michael	2016-17-18-19
STOUT, Randy	1997
STOWERS, Curtis	2000-02-03
STOWERS, Curtis Hill	1978-79-80-81
STOWERS, Rodney	1989-90
STRAHAN, Tommy	1971-72-73
STRAUDER, Anthony	2005-06-07-08
STREET, Mitchell	1978
STRICKLIN, Basil	1949-50-51
STUART, C.E.	1924-25
STUART, James	1945-46-47-48
STUBBS, A.B.	1936
STUVER, Vic	1952
SUBER, Scott	1953-54-55
SUDA, George	1953-54
SUDDUTH, Wilburn	1923
SUGGS, Cordavien	2019
SUGGS, Walter	1958-59-60
SUMMEROUR, A.R.	1928-29
SUMMEROUR, John	1930-32
SUMMERS, Anthony	2006
SWAIN, Chris	2003-04
SWEARENGEN, Larry	1962-63-64
SWEAT, Montez	2017-18
SWEDENBURG, Baker	2011-12-13
SWILLY, Billy	1938
SWILP, John	1954-55
SWOOPES, Demetruiis	1986
SWOOPES, Pat	1982-83-84-85

T

TAIT, Art	1947-48-49-50
TAIT, Jim	1955-56
TAITE, Derrick	1993-94-95-96
TANKSLEY, Perry	1976-77
TATE, H.	1904-05-06
TATE, Roosevelt	2003
TAYLOR, C.K.	1902
TAYLOR, J.A.	1920-21
TAYLOR, Jerry	1948-49
TAYLOR, Leslie	1931-32-35
TAYLOR, Michael	1985-86-87-88
TAYLOR, Shaun	1994
TEMPLE, Keith	1973-74
TERRELL, Carl	1985-86
TERRY, Roland	2007
THAMES, Anthony	1988-89-91
THAMES, Dennis	2010
THAMES, G.T.	1959
THAMES, Robert	1935-36
THOMAS, Bennie	1983-84
THOMAS, Bill	1966-68
THOMAS, Cory	2015-16-17-18
THOMAS, Deddrick	2016-17-18-19
THOMAS, E.F.	1937-38
THOMAS, Jack	1968-69
THOMAS, Jake	2014
THOMAS, Jordan	2016-17
THOMAS, Randy	1997-98
THOMAS, Rara	2021
THOMAS, Tron	1997-98-99-2000
THOMAS, Zavion	2022
THOMPSON, Derrick	2000-01
THOMPSON, Eddie	1929-30-31
THOMPSON, Erroll	2017-18-19-20
THOMPSON, Glen	2001-02
THOMPSON, H.S.	1938
THOMPSON, Keytaon	2017-18-19
THOMPSON, L.R.	1925-26-27
THOMPSON, Larry	1972-73-74



THOMPSON, W.L.	1896
THORNTON, Brandon	2005-06
THORNTON, Mack	1971
THORPE, H.D.	1941-42
THORNTON, Clint	1991-92
THREADGILL, Bruce	1975-76-77
THREADGILL, Tyler	2004-06-07
TIMBS, Sherman	2019-20-21-22
TODD, Reggie	2017
TOHILL, Billy	1959-60
TOPP, J.S.	1937-39
TOUCHET, Jim	1972-73-74
TOUPS, Bubba	1976
TRACY, Shawn	1988
TRAFFORD, Archer	2022
TRAMMEL, Bubber	1956-57-58
TRAPP, Joey	2011-12
TRAVIS, Lateef	1992-93
TRIBBLE, Bobby	1956-57-58
TRIPSON, John	1938-39-40
TROGDON, Mark	1975-76-77
TROTTER, H.M.	1902
TRUITT, Olanda	1992
TRUSS, F.W.	1916
TUBBS, Darius	2000-01-02
TUCKER, Donald	2000-01-02
TULLOH, John	1950-51
TULLOS, Toxie	1938-39-40
TURNER, John	1937-38-39
TURNER, Melvin	1983
TURNER, Michael	2012
TURNER, Nick	2002-03
TURNER, Tee	1978-81
TURNIPSEED, Clint	1978-79
TUTOR, Elmer	1930-31-32
TYLER, Breck	1977-78

U

UNDERWOOD, Eric	1987-88-89
UNGER, J.W.	1925
UPTON, Cody	2003-04

V

VALLIS, Ted	1954
VANCE, W.B.	1916
VANDEVERE, Dallas	1928-29-30
VARNADO, George	1940-41-42
VARNER, F.W.	1937
VAUGHN, Oliver	1948-49-50
VAUGHT, Gerald	1975-76
VENIER, Lou	1953-54-55
VERDERVER, Gil	1951-52
VINCENT, Jim	1954-56
VINSON, Bernard	2002-03
VIRGES, Curtis	2011-12-13-14
VITRANO, Terry	1974-75-76-77

W

WADE, Jerry	1959-60
WADE, Mike	1968-69
WADE, Tim	1990
WADE, Orlando	1987-88-89
WADLEY, Johnny	2002-03-04-05
WAITS, Frank	1932
WALDEN, Bobby	1973
WALKER, Anthony	1970-71-72
WALKER, Brownie	1960-61-62
WALKER, Dontae	1999-2000-01-02
WALKER, Jeff	1996-97-98-99
WALKER, Kevin	1983-84-85

WALKER, Pete	1948-49-50
WALKER, Rob	2004
WALL, Brad	2016
WALL, I.B.	1895
WALLACE, Bobby	1973-74-75
WALLACE, Gabe	2001-02-03
WALLACE, Kyle	1999-2000
WALLACE, Ralph	1954
WALLEY, Gus	2014-15
WALLEY, Jaden	2020-21-22
WALLIS, Robert	2001-02-03
WALTERS, Bo	2008
WALTERS, Fred	1934-35-36
WARD, DeAndre	2014-15-16
WARD, Elwyn	1929-30-31
WARD, Fred	1991-92
WARD, R.B.	1935-36-37
WARDLAW, Gene	1971-72
WARLICK, Joe	1941-42
WARREN, Powers	2018-19
WARREN, Rufus	2013-14-15
WASHINGTON, Hunter	
WASHINGTON, Marcus	2006-07-08-09
WASHINGTON, Tim	2016-17-18-19
WATKINS, John	1980-81-82
WATKINS, Kendall	1992-93-94
WATSON, Kyle	2002
WATSON, Louis	2009-10-11-12
WATSON, Nathaniel	2019-20-21-22
WATSON, Pat	1962-63-64
WATSON, Tommy	2000-01
WATSON, W.A.	1907
WATTS, Sam	2011
WEATHERLY, Charles	1957-58
WEATHERS, Brad	2002
WEAVER, Mackie	1960-61-62
WEAVER, Richard	1963-64-65
WEBB, A.B.	1920
WEBB, Hurst	1933
WEBB, Jimmy	1972-73-74
WEBB, Thomas	2009-10
WEED, Oscar	1936-37-38
WEEKS, L.R.	1916
WEEKS, Shed Hill	1932-33
WEEMS, Joseph	1934
WEISSINGER, G.C.	1918-19
WELCH, Lee	1959-60-61
WELLS, Matthew	2011-12-13-14
WELLS, P.L.	1911-12-13-14
WELLS, W.C.	1927
WESLEY, Quinton	2006-07
WEST, Danny	1971-72-73
WEST, Mike	1973
WESTBROOK, Jim	1994-95
WESTERFIELD, Scott	1999-2000
WHALEY, Steve	1969-70-71
WHEAT, Tyrus	2020-21-22
WHEELER, James	1944
WHIPPLE, Jermaine	1995
WHITAKER, Joe	1904-05-06
WHITE, Benton	1956-57
WHITE, Chris	2009-10
WHITE, George	1997-98-99-2000
WHITE, J.J.	1929
WHITE, James	1940-41-42
WHITE, Jordan	1997
WHITE, Lavelle	1957-58-59
WHITE, Mark	1974-75-76-77
WHITE, Steve	1975-76-77
WHITENER, Stuart	1984
WHITLEY, Nickoe	2010-11-12-13
WHITLOCK, Rod	1989-90

WHITTINGTON, W.L.	1960
WICHMAN, Marcus	1931-32-33
WIELGOSZ, S.F.	1934
WIER, J.M.	1927-28
WILBANKS, Austin	2008-09
WILBANKS, Scott	1983-84-85
WILBANKS, W.H.	1925
WILDER, O'neal	2009
WILEY, Arthur	1978-79
WILKERSON, Bill	1972
WILKERSON, Evans	2016-17-18-19
WILLIAMS, Aeris	2015-16-17-18
WILLIAMS, Albert	1987-88-89-90
WILLIAMS, Andre	1995
WILLIAMS, Austin	2018-19-20-21-22
WILLIAMS, Damian	2013-14-16
WILLIAMS, Darren	2002-03-04
WILLIAMS, Darryl	2017-18-19
WILLIAMS, Edward	1989-91-92
WILLIAMS, Forest	2000
WILLIAMS, Greg	1980-81
WILLIAMS, James	1986-87-88-89
WILLIAMS, Justin	2006-07
WILLIAMS, LaMarcus	2007-08
WILLIAMS, Larry	1994-95
WILLIAMS, Louis	1945-47-48-49
WILLIAMS, Max	1953-54-55
WILLIAMS, Mikel	1982-83-84
WILLIAMS, Nate	1990-91
WILLIAMS, Rickey	1976-77-78-79
WILLIAMS, Robert	1945
WILLIAMS, Sam	2010-11-12
WILLIAMS, Tyler	2018-19
WILLIAMS, W.J.	1909-10-11-12
WILLIAMSON, Karl	1991-92-93
WILLIAMSON, Ke.	1997-98-99-2000
WILLINGHAM, D.T.	1926
WILSON, Brandon	2010-11
WILSON, Calvin	2005
WILSON, De Runnya	2013-14-15
WILSON, Elmer	1982-83-84
WILSON, Reggie	1994
WILSON, R.S.	1901-02-03-04
WILSON, W.P.	1920
WILSON, Zerk	1951-52-53
WINDHAM, Jonny	1961-62-63
WINDHAM, Lamar	1980-81-82-83
WINSTEAD, H.D.	1945
WISEMAN, R.C.	1927-28-29
WISHMAN, M.F.	1931-32-33
WISNER, Jason	1991-93-94
WITHERSPOON, Lee	2019-20
WOFFORD, W.J.	1901
WOHLERT, Steve	1976-77-78
WOHNER, Collins	1940-41
WOITT, Johnny	1965-67
WOLVERTON, M.L.	1944
WOMACK, Floyd	1997-98-99-2000
WONSLEY, Elmore	2001-02
WONSLEY, George	1980-81-82-83
WOOD, Gene	1967-68-69
WOODARD, Marc	1989-90-91-92
WOODBERRY, Lamont	1996-97
WOODS, Earl G.	1980
WOODS, Jerry	1966
WOODWARD, J.W.	1908
WOOTEN, O.B.	1905-06-07
WORD, Herbert	1973
WORLEY, Lewis	1932-33
WRIGHT, Brandon	2002-03
WRIGHT, Brian	1992-93-94-95
WRIGHT, Carroll	1930-31

WRIGHT, Demetric	2001-03
WRIGHT, K.J.	2007-08-09-10
WRIGHT, Sam	1987-88-89
WYATT, Matt	1996-97-98-99
WYMS, Ellis	1997-98-99-2000

Y

YANCEY, Charles	1940-41-42
YARBROUGH, Butch	1969-70-71
YARBROUGH, Leron	2005-06
YARNICK, Ron	1952-53
YEATES, Edward	1996-98-99-2000
YERGER, J.L.	1904
YORK, Kyle	2002-03-04
YOUNG, Bob	1969-70
YOUNG, Cameron	2019-20-21-22
YOUNG, Glen	1979-80-81-82
YOUNG, J.C.	1923-24
YOUNG, Jerrod	1987-88-89-90
YOUNG, Paul	1983-84-85
YOUNG, Robert	1987-88-89-90
YOUNG, Robert	1991
YOUNG, Tarus	2008
YOUNGBLOOD, Torrey	1994
YOUNGER, Mike	1972-73
YOUNGER, Paul	1948-49-50

Z

ZANDERS, Calvin	1982-83
ZERINGUE, Lynn	1968-69
ZIMMERMAN, Bill	1952-53-54
ZINNIMON, Dennis	1981
ZUBER, Isaiah	2019

Active Mississippi State student-athletes in bold.

WILSON, Calvin	2005
WILSON, De Runnya	2013-14-15
WILSON, Elmer	1982-83-84
WILSON, Reggie	1994
WILSON, R.S.	1901-02-03-04
WILSON, W.P.	1920
WILSON, Zerk	1951-52-53
WINDHAM, Jonny	1961-62-63
WINDHAM, Lamar	1980-81-82-83
WINSTEAD, H.D.	1945
WISEMAN, R.C.	1927-28-29
WISHMAN, M.F.	1931-32-33
WISNER, Jason	1991-93-94
WITHERSPOON, Lee	2019-20
WOFFORD, W.J.	1901
WOHLERT, Steve	1976-77-78
WOHNER, Collins	1940-41
WOITT, Johnny	1965-67
WOLVERTON, M.L.	1944
WOMACK, Floyd	1997-98-99-2000
WONSLEY, Elmore	2001-02
WONSLEY, George	1980-81-82-83
WOOD, Gene	1967-68-69
WOODARD, Marc	1989-90-91-92
WOODBERRY, Lamont	1996-97
WOODS, Earl G.	1980
WOODS, Jerry	1966
WOODWARD, J.W.	1908
WOOTEN, O.B.	1905-06-07
WORD, Herbert	1973
WORLEY, Lewis	1932-33
WRIGHT, Brandon	2002-03
WRIGHT, Brian	1992-93-94-95
WRIGHT, Carroll	1930-31


KEY TO AWARD OUTLETS: AFCA-AFCA FBS Coaches AP-Associated Press; ATHLETIC PUB.-Athletic Publication; ATL - Athlon Sports; BL - Bleacher Report; CAMP-Walter Camp Football Foundation; CBS-CBSsports.com; COACHES-American Football Coaches Association; CS-College Sports; FN-Football News; FWAA-Football Writers Association of America; INS-International News Service; KODAK-Kodak; MIZLOU-Mizlou; NCAA GUIDE-NCAA Guide; NEA-Newspaper Enterprise Association; NYN-New York News; PFW-Pro Football Weekly; PFF- Pro Football Focus; PS-Phil Steele; RIVALIS-Rivals.com; SCOUT-Scout.com; SI-Sports Illustrated; SPORT-Sports Magazine; TA - The Athletic; TSN-The Sporting News; UPI-United Press International; USAT - USA Today; WILLIAMSON-Williamson

1940: Hunter Corhern, OG (2nd AP)
Erwin "Buddy" Elrod, E (NCAA GUIDE)



Hunter Corhern was Mississippi State's first AP All-American.

- 1944:** Tom "Shorty" McWilliams (2nd AP)
- 1951:** Joe Fortunato, FB (ATHLETIC PUB.)
- 1953:** Jackie Parker, QB (FWAA-Look)
- 1954:** Hal Easterwood, C (FWAA-Look)
- 1955:** Scott Suber, OG (NEA)
Art Davis, HB (FWAA-Look)
- 1957:** Billy Stacy, QB (2nd INS)
- 1960:** Tom Goode, OC (KODAK)
- 1963:** Tommy Neville, DT (2nd AP)
Pat Watson, OC (WILLIAMSON)
- 1967:** D.D. Lewis, LB (NEA, NYN)
- 1972:** Frank Dowsing, DB (FN)
Ken Phares, DB (2nd COACHES)
- 1974:** Jimmy Webb, DE (COACHES, CAMP)



Jimmy Webb was the initial Bulldog to earn multiple All-America honors in the same season.

- 1976:** Stan Black, S (NEA)
Ray Costict, LB (2nd AP)
Harvey Hull, NG (2nd UPI)
- 1980:** Mardye McDole, WR (TSN)
- 1981:** Glen Collins, DT (TSN)
Johnie Cooks, LB (AP, NEA, FWAA, TSN, FN)
Billy Jackson, DE (SPORT)



Johnie Cooks was placed on five All-America teams following the 1981 season, when MSU beat Kansas 10-0 in the Hall of Fame Bowl in Birmingham.

- 1982:** Wayne Harris, OG
(3rd FN, TSN, MIZLOU)
- 1990:** Ricky Byrd, OG (3rd AP)
- 1991:** Nate Williams, DL (3rd FN)
- 1992:** John James, OT (2nd FN)
- 1994:** Jesse James, OG (3rd AP)
- 1995:** Walt Harris, DB (1st CS, 2nd UPI)
- 1998:** Eric Allen, C (2nd TSN)
James Johnson, TB (2nd TSN)
Randy Thomas, OT (2nd TSN)

- 1999:** Ashley Cooper, S (2nd FN, 3rd AP, TSN)
Barrin Simpson, LB (1st TSN)
- 2000:** Mario Haggan, LB (2nd TSN)
Pig Prather, S (2nd TSN)
Fred Smoot, CB (1st TSN, AP, CAMP)
Pork Chop Womack, OT
(1st AP; 2nd CAMP)
- 2010:** Derek Sherrod, OL
(1st RIVALIS, 1st CBS, 2nd CAMP, 2nd SI,
2nd SCOUT, 2nd AP, 2nd PS)
- 2011:** Fletcher Cox, DL (3rd AP, 1st PFW)
- 2012:** Johnthan Banks, DB
(1st CAMP, 1st FWAA, 1st PS, 1st
SCOUT, 1st LINDYS, 2nd AP, 2nd SI,
2nd CBS, 2nd ATHLON)
Gabe Jackson, OL
(2nd PS, 2nd SCOUT, Honorable
Mention SI, Honorable Mention PFW)
Darius Slay, DB
(Honorable Mention PFW)
- 2013:** Gabe Jackson, OL (1st BL; 2nd AP, CAMP,
FWAA, CBS, PS, USAT, ATL;
Honorable Mention SI)



Gabe Jackson was the first Mississippi State player to receive All-America honors in multiple years.

- 2014:** Ben Beckwith, OL (3rd AP)
Benardrick McKinney, LB
(1st ESPN, 1st FWAA, 1st SI, 2nd AP, 2nd TSN, 2nd CAMP)
Dak Prescott, QB (3rd PS, Honorable Mention SI)
- 2015:** Chris Jones, DT (2nd Pro Football Focus)
Dak Prescott, QB (1st Senior CLASS)
- 2018:** Johnathan Abram, S (2nd AFCA, 2nd CBS, 2nd SI,
2nd TA, 2nd TSN, 3rd AP)
Elgton Jenkins, OL (1st TA)
Jeffery Simmons, DT (2nd TA, 3rd AP)
Montez Sweat, DE (1st FWAA, 1st TSN,
2nd AP, 2nd CBS, 2nd SI)
- 2020:** Martin Emerson, CB (PFF)
- 2021:** Charles Cross, OT (ESPN, 1st TSN, 3rd PFF)



2022: Emmanuel Forbes, CB (1st AFCA, 1st FWAA, 1st CAMP, 2nd AP, 2nd TSN)

Lideatrick Griffin, (2nd TSN, 2nd CAMP)



Emmanuel Forbes (2020-23)

FRESHMAN ALL-AMERICANS

1977: Mardye McDole, WR (TSN, FN)

1980: Billy Jackson, DE (TSN)

2009: Corey Broomfield, DB (TSN)

2012: Benardrick McKinney, LB (CBS, CFN, PS, SCOUT)

2013: Chris Jones, DL (BL, ATL, PS, FN)

2016: Leo Lewis, LB (FWAA)

2017: Jace Christmann, K (FWAA)

2019: Martin Emerson, CB (Honorable Mention PFF)

2020: Emmanuel Forbes, CB (FWAA, 247)

Jaden Walley, WR (2nd TA)

2022: Zavion Thomas, PR (FWAA)

NATIONAL FOOTBALL FOUNDATION HALL OF FAME

- 1955: Bernie Bierman - Coach
- 1973: Morley Jennings - Coach
(Lettered at MSU in 1910-11)
- 1976: Jackie Parker - Player
- 1983: Darrell Royal - Coach
- 1991: Allyn McKeen - Coach
- 2001: D.D. Lewis - Player
- 2019: Terrell Buckley - Coach

MSU IN THE HEISMAN VOTE

- 1944: Tom "Shorty" McWilliams, HB/DB (10th)
- 2014: Dak Prescott, QB (8th, 42 points)

ASSOCIATED PRESS ALL-BOWL TEAM

- 2020: Emmanuel Forbes, CB

ALL-AMERICAN FOOTBALL FOUNDATION ALL-AMERICA TEAM

- 1994: Eric Moulds, WR (1st)
- 1996: Paul Lacoste, LB (2nd)
- 1997: Robert Hicks, OL (1st)

NATIONAL FOOTBALL FOUNDATION SCHOLAR-ATHLETE AWARDS

- 1972: Frank Dowsing, DB
- 1989: Bo Russell, DB
- 2010: Derek Sherrod, OL
- 2015: Taveze Calhoun, CB

BEDNARIK AWARD (DEFENSIVE PLAYER OF THE YEAR)

- 2012: Johnthan Banks - semifinalist
- 2014: Benardrick McKinney - semifinalist
- 2017: Jeffery Simmons - semifinalist
- 2018: Jeffery Simmons - semifinalist
Montez Sweat - semifinalist
- 2022: Emmanuel Forbes - semifinalist

BURLSWORTH TROPHY (NATION'S TOP WALK-ON)

- 2014: Ben Beckwith - finalist

BUTKUS AWARD (NATION'S TOP LINEBACKER)

- 1995: Dwayne Curry - semifinalist
- 1999: Barrin Simpson - semifinalist
- 2014: Benardrick McKinney - semifinalist

DAVEY O'BRIEN AWARD (NATION'S TOP QUARTERBACK)

- 2014: Dak Prescott - finalist
- 2017: Nick Fitzgerald - semifinalist
- 2021: Will Rogers - semifinalist
- 2022: Will Rogers - semifinalist

LOU GROZA AWARD (NATION'S TOP KICKER)

- 1993: Tom Burke - semifinalist
- 1999: Scott Westerfield - semifinalist
- 2000: Scott Westerfield - semifinalist

LOMBARDI AWARD (INTERIOR LINEMAN)

- 1981: Johnie Cooks - semifinalist
- 1982: Wayne Harris - semifinalist
- 2014: Benardrick McKinney - semifinalist

MANNING AWARD (NATION'S BEST QUARTERBACK)

- 2014: Dak Prescott - finalist

MAXWELL AWARD (NATION'S BEST PLAYER)

- 2014: Dak Prescott - finalist
- 2017: Nick Fitzgerald - semifinalist

THORPE AWARD (NATION'S TOP DEFENSIVE BACK)

- 2000: Fred Smoot - finalist
- 2001: Pig Prather - semifinalist
- 2011: Johnthan Banks - semifinalist
- 2012: Johnthan Banks - WINNER
- 2022: Emmanuel Forbes - semifinalist



Johnthan Banks became the first Mississippi State player to win a national award when he received the 2012 Thorpe Award as the nation's top defensive back.

UNITAS GOLDEN ARM AWARD (NATION'S FINEST QUARTERBACK)

- 2014: Dak Prescott - finalist
- 2017: Nick Fitzgerald - finalist
- 2022: Will Rogers - Top 10

WEURFFEL TROPHY (COMMUNITY SERVICE)

- 2021: Austin Williams - semifinalist
- 2022: Austin Williams - semifinalist

WITTEN COLLEGIATE MAN OF THE YEAR (COMMUNITY SERVICE)

- 2019: Darryl Williams - semifinalist
- 2021: Austin Williams - semifinalist
- 2022: Austin Williams - semifinalist

NATIONAL COACH OF THE YEAR

- 1999: Jackie Sherrill (Football News - semifinalist)
- 2014: Dan Mullen - (Maxwell Coach of the Year - WINNER; Bobby Dodd Coach of the Year - finalist)

DEFENSIVE PLAYER OF THE YEAR

- 2000: Pig Prather - semifinalist
Fred Smoot - semifinalist

GTE REGION II COACH OF THE YEAR

- 1999: Jackie Sherrill

BROYLES AWARD (NATION'S TOP ASSISTANT COACH)

- 1999: Joe Lee Dunn - finalist
- 2018: Bob Shoop - finalist

SENIOR CLASS AWARD

- 2012: Johnthan Banks - finalist
- 2015: Dak Prescott - WINNER

LOTT IMPACT TROPHY

- 2012: Johnthan Banks - semifinalist

MSU RING OF HONOR

- Johnie Cooks
- Jack Cristil
- Art Davis
- Joe Fortunato
- Walt Harris
- Kent Hull
- D.D. Lewis
- Tom "Shorty" McWilliams
- Jackie Parker



1933: Bobby Herrington, B (3rd AP)
1935: Ike Pickle, B (1st AP)
 Chuck Gelatka, E (2nd AP)
 Willie Stone, G (3rd AP)
1936: Chuck Gelatka, E (3rd AP)
 Alex Lott, T (3rd AP)
1938: Malcolm Gray, T (3rd AP)
1939: Buddy Elrod, E (2nd AP)
 John Goolsby, C (2nd AP)
 Jack Nix, B (3rd AP)
1940: Hunter Corhern, G (1st AP)
 Buddy Elrod, E (1st AP)
 Harvey Johnson, B (2nd AP)
 John Tripson, T (2nd AP)
 Billy Jefferson, B (3rd AP)
1941: Bill Arnold, T (2nd AP)
 Blondy Black, B (2nd AP)
1942: Blondy Black, B (2nd AP)
 Bob Patterson, E (2nd AP)
 Raymond Ray, G (2nd AP)
 Curtis Patterson, G (3rd AP)
1944: Hillery Horne, T (1st AP)
 Tom McWilliams, B (1st AP)
 Dub Garrett, T (2nd AP)
 Bill Hildebrand, E (3rd AP)
1945: Harper Davis, B (1st AP)
 Bill Hildebrand, E (1st AP)
 Graham Bramlett, B (3rd AP)
 Dub Garrett, T (3rd AP)
1946: Tom McWilliams, B (1st AP)
 Dub Garrett, T (2nd AP)
 Harper Davis, B (3rd AP)
 Mike Harris, G (3rd AP)
1947: Dub Garrett, T (1st AP)
 Tom McWilliams, B (1st AP)
 Harper Davis, B (3rd AP)
1948: Tom McWilliams, B (1st AP)
 Harper Davis, B (3rd AP)
1949: Jerry Taylor, C (2nd AP)
1951: Joe Fortunato, DB (1st AP)
 Billy Pyron, DT (2nd AP, 3rd UPI)
1952: Jackie Parker, B (1st AP & UPI)
 Joe Fortunato, B (2nd AP & UPI)
 Bo Reid, C (2nd AP)
1953: Jackie Parker, B (1st AP & UPI)
 Hal Easterwood, C (3rd AP, 2nd UPI)
 Tom Morris, T (3rd AP)
1954: Art Davis, B (1st AP & UPI)
 Hal Easterwood, C (1st AP, 2nd UPI)
 Bill Dooley, G (3rd AP, 2nd UPI)
1955: Scott Suber, G (1st AP & UPI)
 Art Davis, B (2nd AP & UPI)
 Jim Barron, T (3rd AP & UPI)
1956: Ron Bennett, E (1st AP & UPI)
 Billy Stacy, B (1st AP & UPI)
1957: Billy Stacy, B (1st AP & UPI)
 John Bengie, E (3rd AP)
 Jack Benson, C (3rd AP, 2nd UPI)
 Jimmy Dodd, C (3rd UPI)
 Sam Latham, T (3rd AP)
1958: Jack Benson, T (2nd AP & UPI)
 Billy Stacy, B (3rd AP, 2nd UPI)
1959: Tom Goode, E (2nd AP, 3rd UPI)
 Walter Suggs, T (2nd UPI)
 LaVelle White, T (3rd AP)
1960: Tom Goode, E (1st AP & UPI)
 Walter Suggs, T (2nd UPI)
1961: Johnny Baker, E (2nd AP & UPI)
 Howard Benton, T (2nd AP)
1962: Johnny Baker, E (1st AP, 2nd UPI)
 Pat Watson, G (3rd UPI)
1963: Tommy Neville, T (1st AP, 2nd UPI)
 Ode Burrell, B (2nd AP & UPI)
 Sonny Fisher, B (3rd UPI)
 Hoyle Granger, B (3rd AP & UPI)
 Tommy Inman, E (3rd UPI)
 Pat Watson, G (2nd AP, 1st UPI)
1964: Justin Canale, G (2nd AP, 3rd UPI)
 Hoyle Granger, FB (2nd AP & UPI)
 Tommy Inman, E (2nd AP, 3rd UPI)
 Tommy Neville, DT (2nd AP & UPI)
 Marcus Rhoden, HB (2nd AP)
 Pat Watson, DG (2nd AP, 1st UPI)

1965: Grady Bolton, DG (2nd AP)
 Marv Cornelius, DB (2nd AP)
 Hoyle Granger, RB (2nd AP)
1966: D.D. Lewis, LB (1st AP & UPI)
 Bubba Hampton, OT (2nd AP)
1967: D.D. Lewis, LB (1st AP & UPI)
 Glen Higgins, DT (2nd AP)
1968: Sammy Milner, FL (1st AP & UPI)
 Tommy Pharr, OB (1st AP)
1969: Sammy Milner, E (1st AP & UPI)
1970: David Smith, FL (1st AP & UPI)
 Chuck Dees, LB (2nd AP)
 Ken Phares, DB (2nd AP)
1971: Frank Dowsing, DB (1st AP)
 Eric Hoggatt, LT (2nd AP)
1972: Bill Buckley, WR (1st AP)
 Frank Dowsing, DB (1st UPI)
 John David Cathoun, LB (2nd AP)
 Ken Phares, DB (2nd AP)
1973: Wayne Jones, RB (1st AP)
 Jimmy Webb, DE (2nd AP, 1st UPI)
1974: Rockey Felker, OB (1st AP & UPI)
 Walter Packer, RB (1st AP)
 Jimmy Webb, DT (1st AP & UPI)
 Harvey Hull, LB (2nd AP)
 Sam Nichols, OG (2nd AP)
1975: Richard Keys, OC (1st AP & UPI)
 Stan Black, DB (2nd AP)
 Ray Costick, LB (2nd AP)
 Harvey Hull, MG (2nd AP)
 Sam Nichols, OG (2nd AP)
 Walter Packer, RB (2nd AP)
1976: Stan Black, DB (1st AP & UPI)
 Ray Costick, LB (1st AP & UPI)
 Harvey Hull, MG (1st AP & UPI)
 Richard Keys, OC (1st AP & UPI)
 Dennis Johnson, RB (2nd AP)
 Sam Nichols, OG (2nd AP)
1977: Larry Gillard, DT (1st AP & UPI)
 Mark Trogdon, OT (2nd AP)
1978: Dave Marler, OB (1st AP & UPI)
 Mardye McDole, WR (1st AP & UPI)
 Johnie Cooks, LB (2nd AP)
 James Jones, RB (2nd AP)
 Tyrone Keys, DT (2nd AP)
1979: Alan Hartlein, OG (2nd AP)
 Kenny Johnson, DB (2nd AP)
 Tyrone Keys, DT (2nd AP)
 Mardye McDole, WR (2nd AP)
1980: Wayne Harris, OG (1st AP)
 Alan Massey, OT (1st AP)
 Mardye McDole, WR (1st AP)
 Glen Collins, DT (2nd AP)
 Tyrone Keys, DE (2nd AP)
1981: Glen Collins, DT (1st AP & UPI)
 Johnie Cooks, LB (1st AP & UPI)
 Rob Fesmire, DB (1st UPI)
 Billy Jackson, DE (1st AP & UPI)
 Wayne Harris, OG (1st AP & UPI)
 Jerry Price, TE (2nd AP)
 Michael Haddix, RB (2nd AP)
1982: Wayne Harris, OG (1st AP & UPI)
 Billy Jackson, DE (1st UPI)
 Michael Haddix, RB (2nd AP)
 Danny Knight, WR (2nd AP, 1st UPI)
1983: Billy Jackson, LB (1st AP & UPI)
1984: Corwyn Aldredge, TE (2nd Coaches)
 Aaron Pearson, LB (2nd AP)
 Danny Sanders, OG (2nd AP)
 Pat Swoopes, DT (2nd AP, 1st UPI)
1985: Rusty Brown, OG (2nd AP)
 Aaron Pearson, LB (2nd AP)
 Pat Swoopes, DT (2nd AP, 1st UPI)
1986: Don Smith, OB (1st AP & UPI, Coaches)
1988: James Williams, LB (2nd AP)
1989: Mike Riley, P (1st AP)
 Jesse Anderson, TE (2nd AP)
 Ricky Byrd, OG (2nd AP)
 Bo Russell, DB (2nd AP)
 James Williams, LB (2nd AP)
1990: Ricky Byrd, OG (1st AP)
 Reggie Stewart, LB (1st AP)

1991: Mike Riley, P (2nd AP)
 Keo Coleman, LB (1st AP)
 John James, OT (1st AP & Coaches)
 Daniel Boyd, LB (2nd AP)
 Nate Williams, NG (2nd AP, 1st Coaches)
1992: Daniel Boyd, LB (1st AP, 2nd Coaches)
 John James, OT (1st AP & Coaches)
 Todd Jordan, P (1st AP & Coaches)
 Jerome Brown, DE (2nd Coaches)
 Lee Ford, C (2nd AP & Coaches)
 Willie Harris, WR (2nd AP & Coaches)
 Kelvin Knight, FS (2nd AP)
 Marc Woodard, LB (2nd Coaches)
1993: Arley Gibson, NT (1st AP)
 Juan Long, LB (1st FN, 2nd Coaches)
 Walt Harris, DB (2nd Coaches)
1994: Dwayne Curry, LB (1st AP & Coaches)
 Walt Harris, DB (1st AP & Coaches)
 Jesse James, OG (1st AP & Coaches)
 Brian Anderson, C (2nd Coaches)
 Kevin Bouie, RB (2nd Coaches)
 Eric Moulds, WR (2nd AP & Coaches)
 Kendall Watkins, TE (2nd Coaches)
1995: Dwayne Curry, LB (1st FN, 2nd AP & Coaches)
 Walt Harris, DB (1st AP & Coaches & FN)
 Eric Moulds, WR (1st Coaches), FN (2nd AP)
1996: Dwayne Curry, LB (1st FN)
 Andy Russ, P (1st BN, 2nd AP & Coaches)
 Brent Smith, OT (1st AP & Coaches)
 Paul Lacoste, LB (2nd AP & Coaches)
1997: Greg Favors, DE (1st AP & Coaches), FN
 Robert Hicks, OL (1st Coaches), 2nd AP
 Eric Allen, C (2nd AP)
 Eric Brown, DB (2nd AP)
 Brian Hazelwood, K (2nd AP & Coaches)
 Jeff Walker, P (2nd AP & Coaches)
 Eric Allen, C (1st AP & FN, 2nd Coaches & BN)
 J.J. Johnson, TB (1st AP & FN, Coaches), BN
 Ed Smith, DE (1st AP & FN, 2nd Coaches & BN)
 Brian Hazelwood, K (2nd BN)
 Kevin Prentiss, RS (2nd AP)
 Barrin Simpson, LB (2nd Coaches)
 Randy Thomas, OG (2nd AP & Coaches), BN
 Jeff Walker, P (2nd AP & Coaches), BN
1999: Robert Bean, CB (1st AP & BN, 2nd Coaches)
 Ashley Cooper, S (1st AP & Coaches), BN, FN
 Barrin Simpson, LB (1st AP & Coaches), BN, FN
 Fred Smoot, CB (1st AP, 2nd Coaches)
 John Hilliard, DT (2nd Coaches)
 Wes Shivers, OG (2nd AP)
 Jeff Walker, P (2nd AP & Coaches)
 Scott Westerfield, PK (2nd AP & Coaches)
2000: Mario Haggan, LB (1st AP)
 Pig Prather, S (1st AP, 2nd Coaches)
 Fred Smoot, CB (1st AP & Coaches)
 Pork Chop Womack, OT (1st AP & Coaches)
 Willie Blade, DT (2nd AP)
 Michael Fair, C (2nd AP & Coaches)
 Dicenso Miller, TB (2nd AP & Coaches)
 Conner Stephens, DE (2nd AP)
 Scott Westerfield, PK (2nd AP)
2001: Josh Morgan, FS (1st FN, 2nd AP)
 Pig Prather, S (1st AP, 2nd Coaches)
 Mario Haggan, LB (2nd AP)
2002: Jason Clark, DE (2nd AP)
 Mario Haggan, LB (2nd AP)
 Brent Smith, PK (2nd AP)
2003: Justin Jenkins, WR (2nd AP & Coaches)
 Nick Turner, TB (2nd AP)
2004: Jared Cook, P (1st AP & Coaches)
 Ronald Fields, DT (1st AP)
 Willie Evans, DE (2nd AP)
 Jerious Norwood, TB (2nd AP & Coaches)
 David Stewart, OL (2nd AP)
2005: Willie Evans, DE (1st AP & Coaches)
 Jerious Norwood, TB (2nd AP & Coaches)
2006: Quinton Culberson, LB (1st AP & Coaches)
 Titus Brown, DE (2nd Coaches & AP)
 Derek Pegues, DB (2nd Coaches)
 Deljuan Robinson, DT (2nd AP)
2007: Derek Pegues, DB (1st AP & 2nd Coaches)
 Michael Brown, OL (2nd Coaches)
 Titus Brown, DE (2nd AP & Coaches)

2008: Jamar Chaney, LB (2nd Coaches)
 Dominic Douglas, LB (2nd AP & 2nd Coaches)
 Derek Pegues, DB (2nd Coaches)
2009: Anthony Dixon, RB (1st AP & 1st Coaches)
 Pernell McPhee, DL (2nd AP & 2nd Coaches)
 Derek Sherrod, OL (2nd Coaches)
2010: Pernell McPhee, DL (1st Coaches)
 Derek Sherrod, OL (1st AP & 1st Coaches)
 Chris White, LB (1st AP, 2nd Coaches)
2011: Fletcher Cox, DT (1st AP, 2nd Coaches)
 Vick Ballard, RB (2nd AP)
 Johnthan Banks, CB (2nd AP)
 Gabe Jackson, OG (2nd AP)
2012: Johnthan Banks, CB (1st AP & Coaches)
 Chad Bumphis, WR (2nd AP)
 Gabe Jackson, OG (1st AP, 2nd Coaches)
 Cam Lawrence, LB (2nd AP, 2nd Coaches)
 LaDarius Perkins, RB (2nd AP)
 Darius Slay, CB (2nd Coaches)
2013: Gabe Jackson, OG (1st AP & Coaches)
 Malcolm Johnson, TE (2nd Coaches)
 Chris Jones, DL (Honorable Mention AP)
 Nickoe Whitley, S (2nd Coaches, Honorable Mention AP)
2014: Ben Beckwith, OG (1st AP, 2nd Coaches)
 Benadrick McKinney, LB (1st Coaches, 2nd AP)
 Dak Prescott, QB (1st AP & Coaches)
 Josh Robinson, RB (2nd AP & Coaches)
 Preston Smith, DE (1st Coaches), 2nd AP
2015: Paul Lacoste, LB (1st AP & Coaches)
 Fred Ross, WR (1st Coaches), 2nd AP
 DeRunya Wilson, WR (2nd Coaches)
2016: Fred Ross, WR (1st AP, 2nd Coaches)
2017: Martin Rankin, OT (1st Coaches), 2nd AP
 Jeffery Simmons, DT (1st AP & Coaches)
 Montez Sweat, DE (1st AP & Coaches)
2018: Johnathan Abram, S (1st AP, 2nd Coaches)
 Cameron Dantzler, CB (2nd AP)
 Deion Cathoun, OG (2nd Coaches)
 Jeffery Simmons, DT (1st AP & Coaches)
 Montez Sweat, DE (1st AP & Coaches)
 Erroll Thompson, LB (2nd AP)
2019: Kylin Hill, RB (1st AP, 2nd Coaches)
 Chauncey Rivers, DE (2nd AP)
2021: Charles Cross, OT (1st AP & Coaches)
 Emmanuel Forbes, CB (2nd Coaches)
2022: Emmanuel Forbes, CB (1st AP, Coaches & PFF)
 Lideatrick Griffin, KR (1st AP, Coaches & PFF)
 Nathaniel Watson, LB (2nd AP & Coaches)
 Tyrus Wheat, DL (2nd Coaches)
 LaQuinston Sharp, OL (3rd PFF)



SEC COACH OF THE YEAR

- 1940: Allyn McKeen (Nashville Banner)
1957: Wade Walker (Nashville Banner)
1963: Paul Davis (AP)
1970: Charley Shira (AP)
2007: Sylvester Croom (AP, Coaches)
2014: Dan Mullen (AP)

NASHVILLE BANNER SEC MVP

- 1940: Erwin "Buddy" Elrod, E
1944: Tom "Shorty" McWilliams, HB
1952: Jackie Parker, QB
1953: Jackie Parker, QB
1954: Art Davis, HB
1974: Rocky Felker, QB

BIRMINGHAM QB CLUB MVP

- 1953: Hal Easterwood, Lineman
Jackie Parker, Back
1955: Scott Suber, Lineman
1981: Johnie Cooks, Lineman
1998: James Johnson, Back

BIRMINGHAM TD CLUB SEC MVP

- 1981: Johnie Cooks, LB

JACOBS AWARD - SEC BLOCKER

- 1948: Truitt Smith
1954: Charles Evans
1981: Wayne Harris
1982: Wayne Harris

ATLANTA TD CLUB AWARDS

SEC BACK OF THE YEAR

- 1953: Jackie Parker, QB

SOUTHEAST AREA BACK

- 1974: Rocky Felker, QB

SOUTHEAST AREA LINEMAN

- 1981: Johnie Cooks, DL

SOUTHEAST AREA OL OF THE YEAR

- 1994: Jesse James, OG

SOUTHEAST AREA DB OF THE YEAR

- 2000: Fred Smoot, CB

CONERLY TROPHY

PRESENTED TO TOP PLAYER IN MISSISSIPPI

- 1998: J.J. Johnson, RB
2005: Jerious Norwood, RB
2009: Anthony Dixon, RB
2010: Chris White, LB
2013: Gabe Jackson, LB
2014: Dak Prescott, QB
2015: Dak Prescott, QB
2018: Jeffery Simmons, DT
2019: Kylin Hill, RB

KENT HULL TROPHY

PRESENTED TO TOP OL IN MISSISSIPPI

- 2013: Gabe Jackson, OG
2016: Justin Senior, OT
2017: Martin Rankin, OT
2018: Elgton Jenkins, C
2021: Charles Cross, OT

SEC ALL-FRESHMAN

- 1986: Jesse Anderson, LB
Asa Bennett, DB
Tommy Parks, P
1987: Eddie Myles, DB
Tony Robertson, OL
Robert Young, DL
1988: Melvin Hawkins, LB
Mike Riley, P
Kenny Stewart, OL
1989: John James, OL
Tony James, KR
Byron Jordan, OL
Kenny Roberts, RB

- Rodney Stowers, DL
Marc Woodard, LB
1990: Shea Bell, OL
1991: Michael Davis, FB
1993: Kenny Causey, WR
Wayne Curry, LB
1994: Conley Earls, LB
James Grier, DL
1996: Kendall Roberson, FS
Matt Wyatt, QB
1998: Diconzo Miller, TB
2000: Jason Clark, LB
2001: Ray Ray Bivines, PR (KNS)
Ronald Fields, NT (KNS, Coaches)
2002: Jerious Norwood, KR (KNS)
Darren Williams, DB (KNS)
2003: Quinton Culberson, DB (KNS, Coaches)
Donovan Davis, OL (KNS, Coaches)
2004: Demario Bobo, DB (Coaches)
Titus Brown, LB (Coaches, TSN)
Eric Butler, TE (Coaches, TSN)
Corey Clark, DL (Coaches)
Jonathan Lowe, RB (Coaches, TSN)
2005: Jamar Chaney, LB (Coaches)
Keith Fitzhugh, DB (TSN)
Anthony Littlejohn, LB (TSN, Coaches)
Blake McAdams, P (Coaches)
Derek Pegues, DB (Coaches)
Anthony Strauder, OL (TSN)
2006: Anthony Dixon, RB (Coaches)
Jamon Hughes, LB (Coaches)
Craig Jenkins, OL (Coaches)
Wesley Carroll, QB (Coaches)
2007: Charles Mitchell, DB (Coaches)
Quentin Sautsberry, OL (Coaches)
2009: Johnthan Banks, DB (Coaches)
Corey Broomfield, DB (Coaches)
Chad Bumphis, WR (Coaches)
Fletcher Cox, DL (Coaches)
2010: Gabe Jackson, OL (Coaches)
Nickoe Whitley, S (Coaches)
2011: Kaleb Eulls, DE (Coaches)
Malcolm Johnson, TE (Coaches)
Benardrick McKinney, LB (Coaches, ESPN, CBS Sports)
2012: Chris Jones, DT (Coaches)
J.T. Gray, LB (Coaches)
2015: Gerri Green, LB (Coaches)
Leo Lewis, LB (Coaches)
Jeffery Simmons, DL (Coaches)
2017: Jace Christmann, K (Coaches)
Erroll Thompson, LB (Coaches)
Nathan Pickering, DT (Coaches)
2019: Charles Cross, OL (Coaches)
Emmanuel Forbes, CB (Coaches)
Jaden Walley, WR (Coaches)

SEC PLAYER OF THE WEEK

OFFENSE

- 1986: Don Smith (9/6)
Don Smith (9/13)
Tony Shell (10/15)
1989: Kenny Roberts (9/2)
1991: Sleepy Robinson (10/12)
Sleepy Robinson (11/23)
1994: Eric Moulds (11/5)
1998: James Johnson (11/16)
Diconzo Miller (10/7)
2000: Jerious Norwood (9/4)
Jerious Norwood (10/23)
2005: Jerious Norwood (11/26)
2008: Anthony Dixon (11/24)
2009: Anthony Dixon (10/31)
2011: Vick Ballard (9/5)
2012: Tyler Russell (9/8)
Tyler Russell (11/19)
2014: Dak Prescott (9/22)
Dak Prescott (10/13)
Josh Robinson (10/27)
Dak Prescott (11/24)
2015: Dak Prescott (10/26)
Dak Prescott (11/23)
2016: Nick Fitzgerald (11/7)
Nick Fitzgerald (11/28)

- 2017: Nick Fitzgerald (9/18)
Nick Fitzgerald (10/30)
2018: Kylin Hill (9/10)
Nick Fitzgerald (10/8)
Nick Fitzgerald (10/29)
2019: Kylin Hill (11/4)
2020: K.J. Costello (9/27)
2021: Will Rogers (10/4)
Will Rogers (11/1)
Will Rogers (11/15)
2022: Will Rogers (10/10)

DEFENSE

- 1985: Cedric Corse (9/13)
1987: Cedric Corse (11/21)
1988: James Williams (9/10)
1989: James Williams (11/25)
1990: Reggie Stewart (10/27)
Reggie Stewart (11/17)
1991: Daniel Boyd (9/7)
Daniel Boyd (10/26)
1992: Daniel Boyd (10/4)
Kelvin Knight (10/11)
1993: Juan Long (10/16)
1994: Dwayne Curry (9/24)
Johnnie Harris (11/26)
1996: Izell McGill (9/28)
Paul Lacoste (11/16)
Greg Favors (11/30)
1997: Greg Favors (8/30)
Anthony Derricks (11/1)
Edward Smith (9/7)
Edward Smith (11/23)
1999: Ashley Cooper (9/27)
John Hilliard (10/11)
Ashley Cooper (11/8)
Barrin Simpson (11/29)
Josh Morgan (9/16)
Willie Blade (9/30)
Eugene Clinton (11/2)
2001: Corey Banks (11/24)
2006: Quinton Culberson (11/4)
Gabe O'Neal (9/8)
2007: Derek Pegues (9/15)
Avery Hannibal (10/27)
Anthony Johnson (11/10)
2010: Chris White (10/16)
Chris White (10/30)
2013: Nickoe Whitley (12/2)
2014: Richie Brown (10/6)
2015: Richie Brown (9/28)
2018: Johnathan Abram (11/19)
2022: Emmanuel Forbes (10/3)
Emmanuel Forbes (10/10)

SPECIAL TEAMS (SINCE 2003)

- 2003: Brent Smith (10/6)
Nick Turner (11/17)
2004: Jared Cook (10/23)
2006: Derek Pegues (10/14)
2007: Derek Pegues (11/23)
2022: Lideatrick Griffin (11/7)

OFFENSIVE LINEMAN (SINCE 2004)

- 2004: David Stewart (10/30)
2008: J.C. Brignone (10/27)
2010: Derek Sherrod (9/25)
Derek Sherrod (10/9)
Derek Sherrod (10/30)
Derek Sherrod (11/27)
2012: Tobias Smith (10/15)
2013: Gabe Jackson (9/23)
Gabe Jackson (10/28)
Gabe Jackson (11/25)
2014: Ben Beckwith (9/22)
Ben Beckwith (10/6)
Ben Beckwith (11/24)
2016: Martin Rankin (11/7)
2017: Deion Calhoun (10/23)
Darryl Williams (9/18)
2018: Elgton Jenkins (9/17)
Deion Calhoun (11/19)
Elgton Jenkins (11/26)
2019: Darryl Williams (9/11)
Darryl Williams (12/2)

- 2021: Charles Cross (9/13)
Charles Cross (10/25)
LaQuinston Sharp (11/1)
2022: LaQuinston Sharp (9/5)
LaQuinston Sharp (9/12)
LaQuinston Sharp (11/28)

DEFENSIVE LINEMAN (SINCE 2004)

- 2005: Willie Evans (9/17)
2008: Jessie Bowman (9/15)
2009: Pernell McPhee (9/21)
Pernell McPhee (11/28)
2011: Fletcher Cox (10/10)
Fletcher Cox (10/17)
Fletcher Cox (10/31)
Fletcher Cox (11/28)
2014: Preston Smith (9/1)
Preston Smith (9/8)
Preston Smith (9/15)
Kaleb Eulls (10/25)
2015: Ryan Brown (10/12)
Chris Jones (11/9)
2016: A.J. Jefferson (9/10)
2017: Jeffery Simmons (10/11)
Jeffery Simmons (10/18)
Montez Sweat (10/21)
Montez Sweat (10/30)
Montez Sweat (11/20)
2018: Montez Sweat (9/10)
Montez Sweat (10/8)
Jeffery Simmons (11/26)
2020: Marquiss Spencer (11/9)

FRESHMAN (SINCE 2009)

- 2009: Corey Broomfield (10/17)
Johnthan Banks (10/24)
2010: Tyler Russell (9/4)
LaDarius Perkins (10/2)
LaDarius Perkins (10/23)
LaDarius Perkins (11/27)
2012: Benardrick McKinney (10/8)
2013: Chris Jones (12/2)
2016: Leo Lewis (11/28)
2019: Garrett Shrader (9/23)
2021: Rara Thomas (10/25)

SEC COMMUNITY SERVICE TEAM

- 1994: Darrin Clark, QB
1995: Brian Anderson, C
1996: Paul Lacoste, LB
1997: Eric Allen, C
1998: Eric Allen, C
1999: Kevin Sluder, DT
2000: Scott Westerfield, PK
2001: Kevin Sijansky, SN
2002: Justin Griffith, FB
2003: Justin Jenkins, WR
2004: McKinley Scott, WR
2005: Dezmound Sherrod, TE
2006: Jason Husband, TE
2007: Anthony Strauder, OL
2008: Tim Bailey, DL
2009: Tyson Lee, QB
2010: Derek Sherrod, DL
2011: Charles Mitchell, DL
Johnthan Banks, DB
2013: Kaleb Eulls, DL
2014: Jay Hughes, DB
2015: Taveze Calhoun, DB
2016: Brandon Holloway, RB
2017: Gabe Myles, WR
2018: Gerri Green, DE
2019: Kody Schexnayder, P
2020: Kobe Jones, DE
2021: Austin Williams, WR
2022: Austin Williams, WR



SEC FOOTBALL

SCHOLAR-ATHLETE OF THE YEAR

2022: Austin Williams

SEC H. BOYD McWHORTER

SCHOLAR-ATHLETE OF THE YEAR

Highest academic honor an SEC Athlete can earn in any sport

2021-22: Austin Williams

**MAXWELL NATIONAL
PLAYER OF THE WEEK**

2014: Dak Prescott (10/6)

2017: Nick Fitzgerald (9/19)

2021: Will Rogers (11/16)

**WALTER CAMP FBS NATIONAL
OFFENSIVE PLAYER OF THE
WEEK**

2020: K.J. Costello (9/27)

2021: Will Rogers (11/14)

**FWAA BRONKO NAGURSKI
NATIONAL DEFENSIVE PLAYER
OF THE WEEK**

2018: Montez Sweat (10/9)

2022: Emmanuel Forbes (10/4)

**BEDNARIK NATIONAL
PLAYER OF THE WEEK**

2018: Montez Sweat (10/9)

**DAVEY O'BRIEN NATIONAL
QUARTERBACK AWARD GREAT 8**

2020: K.J. Costello (9/27)

2021: Will Rogers (10/4)

Will Rogers (10/25)

2022: Will Rogers (9/12)

**MANNING AWARD STARS OF
THE WEEK**

2020: K.J. Costello (9/27)

2021: Will Rogers (9/6)

Will Rogers (10/4)

Will Rogers (11/15)

2022: Will Rogers (9/6)

Will Rogers (9/12)

**MANNING AWARD NATIONAL
QUARTERBACK OF THE WEEK**

2020: K.J. Costello (9/27)

2021: Will Rogers (11/18)

**LOU GROZA AWARD STARS OF
THE WEEK**

2020: Brandon Ruiz (9/27)

**FWAA NATIONAL
TEAM OF THE WEEK**

2004: vs. #20 Florida (10/23)

2014: at #8 LSU (9/20)

2016: vs. #4 Texas A&M (11/5)

2020: at #6 LSU (9/27)

SEC ACADEMIC HONOR ROLL (SINCE 2004)

- 2004:** Brian Anderson, OL (Physical Education)
Keith Andrews, PK (Biological Sciences)
James Cochran, OL (General Business)
Jared Cook, P (Gen. Business Admin.)
Russell Cook, SN (Banking & Finance)
Britt Cross, SN (Biological Engineering)
John Davis, OL (Biological Sciences)
Ty Freeman, TE (Industrial Technology)
Brad Horton, LB (Gen. Business Admin.)
Joe Judge, QB (Industrial Technology)
Kenny Kern, LB (Business Management)
Chris McNeil, OL (Physical Education)
Brett Morgan, QB (Physical Education)
Will Prosser, WR (Physical Education)
Carlton Rice, LB (Physical Education)
McKinley Scott, WR (Gen. Business Admin.)
Dezmond Sherrod, TE (Gen. Bus. Admin.)
Kyle York, QB (Banking & Finance)
- 2005:** Derek Ambrose (Physical Education)
Brian Anderson (Physical Education)
Keith Andrews (Biological Science)
Russell Cook (Insurance)
Britt Cross (Biological Engineering)
Marcus Evans (Interdisciplinary Studies)
Michael Henig (Gen. Business Admin.)
Dio Herrera (Gen. Business Admin.)
Jonathan Hill (Industrial Technology)
Brad Horton (Gen. Business Admin.)
Jeremy Jack (Agribusiness)
Lance Long (Business Management)
Chris McNeil (Physical Education)
Brett Morgan (Physical Education)
Will Prosser (Physical Education)
Carlton Rice (Physical Education)
Casey Rogers (Mathematics)
Dezmond Sherrod (Insurance)
Anthony Strauder (Physical Education)
Leron Yarbrough (Social Work)
- 2006:** Derek Ambrose (Physical Education)
Keith Andrews (Biological Sciences)
Anthony Bowles (Geosciences)
Christopher Britt (Physical Education)
Mark Brown (Accounting)
Russell Cook (Gen. Business Administration)
Ty Evans (General Business Administration)
Patrick Franks (Political Science)
David Heard (Biological Engineering)
Brad Horton (Gen. Business Administration)
Jarvis Kyles (Gen. Business Administration)
Lance Long (Management)
Blake McAdams (Physical Education)
Carlton Rice (Physical Education)
Casey Rogers (Mathematics)
Ben Shelton (Real Estate & Mortgage)
Dezmond Sherrod (Insurance)
Anthony Strauder (Physical Education)
- 2007:** J.C. Brignone (Food Nutrition)
Charles Burns (Fitness Management)
Aaron Feld (Management of Construction & Land)
Keon Humphries (Physical Education)
Jason Husband (Masters of Business Admin.)
Jarvis Kyles (General Business Administration)
Lance Long (Management)
Blake McAdams (Clinical Exercise Physiology)
Mark Melichar (Mgmt. of Construction & Land)
Dezmond Sherrod (Masters of Business Admin.)
Anthony Strauder (Fitness Management)
- 2008:** Timothy Bailey (Sociology)
Anthony Bowles (Geosciences)
Mark Brown (Accounting)
Adam Carlson (Business Administration)
Wes Carroll (Risk Management and Insurance)
Andrew Ellard (Physical Education)
Aaron Feld (Construction and Land Development)
Phillip Freeman (Physical Education)
Michael Gates (Interdisciplinary Studies)
Robert Gurlay (Physical Education)

- Nelson Hurst (Physical Education)
Sam Latham (Biological Engineering)
Addison Lawrence (General Bus. Admin.)
Tyson Lee (Secondary Education)
Anthony Littlejohn (Sociology)
D.J. Looney (Management)
Blake McAdams (Physical Education)
Brandon McRae (Interdisciplinary Studies)
Mark Melichar (Construction and Land Development)
Eric Richards (General Bus. Admin.)
Derek Sherrod (Risk Management and Insurance)
Anthony Strauder (Physical Education)
Marcus Washington (Marketing)
Austin Wilbanks (Physical Education)
Jarvis Williams (Industrial Technology)
Lamarcus Williams (Management)
K.J. Wright (Sociology)
Taurus Young (Industrial Technology)

- 2009:** Sean Brauchle (Business Administration)
J.C. Brignone (Physical Education)
Jamar Chaney (Physical Education)
Kendrick Cook (Physical Education)
Andrew Ellard (Physical Education)
Aaron Feld (Mgt. Const. and Land Dev.)
Phillip Freeman (Physical Education)
Heath Hutchins (Sociology)
Maurice Langston (Marketing)
Sam Latham (Bio Engineering)
Addison Lawrence (Business Administration)
Cameron Lawrence (Physical Education)
Mark Lynn (Electrical Engineering)
John McMillan (Mgt. Const. and Land Dev.)
Brandon McRae (Interdisciplinary Studies)
Mark Melichar (Insurance/Risk Mgt.)
Tyson Lee (Secondary Education)
Derek Sherrod (Insurance/Risk Mgt.)
Baker Swedenburg (Business Information Systems)
Louis Watson (Physical Education)
Sam Watts (Physical Education)
Chris White (Physical Education)

- 2010:** Sean Brauchle (Accounting)
J.C. Brignone (Kinesiology)
Corey Broomfield (Kinesiology)
Chad Bumpis (Kinesiology)
Kendric Cook (Kinesiology)
Derek DePasquale (Mechanical Engineering)
Aaron Feld (Kinesiology)
Phillip Freeman (Kinesiology)
Emmanuel Gatling (Chemical Engineering)
Heath Hutchins (Psychology)
Sam Latham (Biomedical Engineering)
Addison Lawrence (Business Administration)
Cameron Lawrence (Business Administration)
John McMillan (Kinesiology)
Mark Melichar (Kinesiology)
Derek Sherrod (Kinesiology)
Baker Swedenburg (Business Information Systems)
Louis Watson (Kinesiology)
Sam Watts (Kinesiology)
Sam Williams (Kinesiology)

- 2011:** Dillon Day (Kinesiology)
Derek DePasquale (Mechanical Engineering)
Nick Griffin (Kinesiology)
Brandon Hill (Kinesiology)
Cameron Lawrence (Business Administration)
Eric Lawson (Kinesiology)
Charles Mitchell (Kinesiology)
Nick Redmond (Kinesiology)
Corbin Stewart (Kinesiology)
Baker Swedenburg (Business Information Systems)
Louis Watson (Kinesiology)
Sam Watts (Kinesiology)
Sam Williams (Kinesiology)

- 2012:** Taveze Calhoun (Kinesiology)
Dillon Day (Kinesiology)
Quay Evans (Criminology)
Charlie Grandfield (Political Science)
Nick Griffin (Kinesiology)
Brandon Hill (Kinesiology)

- PJ Jones (Kinesiology)
Daniel Knox (Kinesiology)
Cameron Lawrence (Business Administration)
Eric Lawson (Kinesiology)
Justin Malone (Criminology)
Derek Milton (Industrial Technology)
Archie Muniz (Kinesiology)
Justin Senior (English)
Charles Siddoway (Criminology)
Baker Swedenburg (Information Systems)
Sam Williams (Kinesiology)

- 2013:** Richie Brown (Industrial Technology)
Ryan Brown (Business Administration)
Taveze Calhoun (Kinesiology)
Cole Carter (Kinesiology)
Josh Creekmore (Biological Engineering)
Devon Desper (Business Administration)
Taylor Earhart (Accounting)
Nick Griffin (Kinesiology)
Brandon Hill (Kinesiology)
Brandon Holloway (Kinesiology)
Archie Muniz (Kinesiology)
Ivan Muniz (Kinesiology)
Dak Prescott (Educational Psychology)
Justin Senior (Political Science)
Evan Sobiesk (Microbiology)
Baker Swedenburg (Information Systems)
John Van Horn (Geoscience)
Nickoe Whitley (Workforce Education)

- 2014:** Richie Brown (Industrial Technology)
Taveze Calhoun (Interdisciplinary Studies)
Cole Carter (Kinesiology)
Shelby Christy (Criminology)
Tolando Cleveland (Kinesiology)
Kivon Coman (Kinesiology)
Devon Desper (Accounting)
Westin Graves (Civil Engineering)
Nick Griffin (Kinesiology)
Brandon Hill (Kinesiology)
Brandon Holloway (Human Sciences)
Gabe Myles (Kinesiology)
Dak Prescott (Interdisciplinary Studies)
Damien Robinson (Human Sciences)
Fred Ross (Human Sciences)
Justin Senior (Political Science)
Evan Sobiesk (Microbiology)
Jake Thomas (Business Administration)
Kareem Vance (Kinesiology)
Damian Williams (Business Administration)

- 2015:** Richie Brown (Industrial Technology)
Ryan Brown (Business Administration)
Taveze Calhoun (Graduate School)
Winston Chapman (Agribusiness)
Tolando Cleveland (Biological Sciences)
Ronald Cochran (Undeclared)
Logan Cooke (Kinesiology)
Devon Desper (Accounting)
Nick Fitzgerald (Finance)
Westin Graves (Civil Engineering)
Aaron Hamaker (Undeclared)
Grant Harris (Business)
Brandon Holloway (Human Sciences)
Jesse Jackson (Industrial Technology)
Gabe Myles (Kinesiology)
Josiah Phillips (Industrial Technology)
Dak Prescott (Graduate School)
Nick Proby (Mechanical Engineering)
Martin Rankin (Kinesiology)
Justin Senior (Sociology)
Jake Thomas (Biological Sciences)
Kareem Vance (Kinesiology)
Hayes Walker (Biological Engineering)
DeAndre Ward (Industrial Technology)
Rufus Warren (Human Sciences)

- 2016:** Nelson Adams (Human Sciences)
Brett Armour (Mathematics)
Hunter Bradley (Kinesiology)
Bennie Braswell (Art)
Richie Brown (MBA)



Tolando Cleveland (Political Science)
 Kivon Coman (Kinesiology)
 Devon Desper (Accounting)
 Nick Fitzgerald (Finance)
 Nick Gibson (Kinesiology)
 Westin Graves (Civil Engineering)
 Brandon Holloway (Human Sciences)
 Jesse Jackson (Industrial Technology)
 A.J. Jefferson (Human Sciences)
 Jocquell Johnson (Interdisciplinary Studies)
 Mark McLaurin (Business Administration)
 Harrison Moon (Kinesiology)
 Gabe Myles (Kinesiology)
 Richard Perkins (Mechanical Engineering)
 Josiah Phillips (Industrial Technology)
 Martinus Rankin (Kinesiology)
 Chris Rayford (Kinesiology)
 Fred Ross (Interdisciplinary Studies)
 Justin Senior (Sociology)
 Ashton Shumpert (Interdisciplinary Studies)
 Chris Stamps (Kinesiology)
 Jefferson Teel (Business Administration)
 Nick Tiano (Business Administration)
 Hayes Walker (Biological Engineering)
 DeAndre Ward (Industrial Technology)
 Evans Wilkerson (Pre-accounting)

2017: Hunter Bradley (Workforce Education)
 Tolando Cleveland (Political Science)
 Nick Fitzgerald (Finance)
 Aaron Hamaker (Biochemistry)
 Jesse Jackson (Industrial Technology)
 Elgton Jenkins (Industrial Technology)
 Kobe Jones (Business Administration)
 Harrison Moon (Psychology)
 Gabe Myles (Kinesiology)
 Aaron Odom (Undeclared)
 Josiah Phillips (Industrial Technology)
 Tyre Phillips (Human Development/Family Studies)
 Martinus Rankin (Kinesiology)
 Stewart Reese (Kinesiology)
 Christian Roberson (Business Administration)
 Jeffery Simmons (Human Development/Family Studies)
 Marquiss Spencer (Undeclared)
 Keytaon Thompson (Kinesiology)
 Austin Williams (Business Administration)
 Tyler Williams (Kinesiology)

2018: Fletcher Adams (Interdisciplinary Studies)
 Stephen Adegoke (Business Administration)
 Joel Baldwin (Political Science)
 Paul Blackwell (Chemical Engineering)
 Logan Burnett (Business Administration)
 Deion Calhoun (Industrial Technology)
 Malik Dear (Interdisciplinary Studies)
 Nick Fitzgerald (Finance)
 Raymond Freeman (Mechanical Engineering)
 Cameron Gardner (Undeclared)
 John Garner (Business Administration)
 Joseph Garner (Business Administration)
 Fabien Lovett (Undeclared)
 Stephen Guidry (Interdisciplinary Studies)
 Grant Harris (Business Administration)
 Jesse Jackson (Industrial Technology)
 Elgton Jenkins (Industrial Technology)
 R.J. Jennings (Mechanical Engineering)
 Rip Kirk (Human Development/Family Sciences)
 Cameron Miller (Business Administration)
 Aaron Odom (Undeclared)
 Tyre Phillips (Human Development/Family Sciences)
 Tristan Pisacane (Mechanical Engineering)
 Chris Rayford (Interdisciplinary Studies)
 Stewart Reese (Kinesiology)
 Christian Roberson (Business Administration)
 Kody Schexnayder (Human Development/Family Sciences)
 Lee Tanner (Biological Sciences)
 Keytaon Thompson (Kinesiology)
 Evans Wilkerson (Accounting)
 Austin Williams (Business Administration)
 Darryl Williams (Human Development/Family Sciences)

2019: Fletcher Adams (Interdisciplinary Studies)
 Somon Anderson (Business Administration)

Izuchukwu King Ani (Industrial Technology)
 Paul Blackwell (Chemical Engineering)
 Reed Bowman (Business Administration)
 Logan Burnett (Management)
 Tucker Day (Political Science)
 Malik Dear (Workforce Education Leadership)
 Raymond Freeman (Mechanical Engineering)
 Cameron Gardner (Management)
 John Garner (Business Administration)
 Joseph Garner (Business Administration)
 Nick Gibson (Kinesiology)
 Kylin Hill (Interdisciplinary Studies)
 R.J. Jennings (Mechanical Engineering)
 Kendell Jones (Human Development & Family Science)
 Kobe Jones (Business Administration)
 Alec Murphy (Workforce Education Leadership)
 Fred Peters (Interdisciplinary Studies)
 Tyre Phillips (Human Development & Family Science)
 Tristan Pisacane (Mechanical Engineering)
 Kody Schexnayder (Human Development & Family Science)
 Maurice Smitherman (Human Development & Family Science)
 Marquiss Spencer (Interdisciplinary Studies)
 Geor'quarius Spivey (Business Administration)
 Nathan Swanson (Agriculture)
 Lee Tanner (Biological Sciences)
 Dedrick Thomas (Human Development & Family Science)
 Keytaon Thompson (Kinesiology)
 Tim Washington (Workforce Education Leadership)
 Evans Wilkerson (Accounting)
 Austin Williams (Business Administration)
 Darryl Williams (Human Development & Family Science)

2020: Somon Anderson (Business Administration)
 Izuchukwu King Ani (Industrial Technology)
 Paul Blackwell (Business Administration)
 Reed Bowman (Undeclared)
 Aaron Brule (Interdisciplinary Studies)
 Brandon Cunningham (Marketing)
 Tucker Day (Political Science)
 Janari Dean (Undeclared)
 Martin Emerson (Undeclared)
 Cameron Gardner (Business Administration)
 John Garner (Management)
 Joseph Garner (Management)
 Thomas Greer (Industrial Technology)
 Jack Harris (Undeclared)
 Jordon Hoyer (Mechanical Engineering)
 Jett Johnson (Interdisciplinary Studies)
 R.J. Jennings (Mechanical Engineering)
 Kobe Jones (Undeclared)
 Dylan Lawrence (Business Administration)
 Jo'quavius Marks (Undeclared)
 Fred Peters (Undeclared)
 Kyziah Pruitt (Kinesiology)
 J.P. Purvis (Kinesiology)
 Jaylon Reed (Business Administration)
 Will Rogers (Marketing)
 De Monte Russell (Undeclared)
 Garrett Shrader (Business Administration)
 Marquiss Spencer (Interdisciplinary Studies)
 Geor'quarius Spivey (Business Administration)
 Justin Stolberg (Interdisciplinary Studies)
 Camp Tice (Accounting)
 Sherman Timbs (Agribusiness)
 Powers Warren (Interdisciplinary Studies)
 Nathaniel Watson (Criminology)
 Tyrus Wheat (Interdisciplinary Studies)
 Austin Williams (MBA)

2021: Jack Abraham (Unclassified)
 Izuchukwu Ani (Industrial Tech)
 Carson Banks (History)
 Bo Brooks (Business Information Systems)
 Reed Buys (Business Administration)
 Armondous Cooley (Kinesiology)
 Emmanuel Forbes (Undeclared)
 Daniel Greek (Business Administration)
 Lideatrick Griffin (Undeclared)
 Hayes Hammond (Kinesiology)
 Jackson Harris (Kinesiology)
 Justin Jackson (Accounting)
 Brodie King (Business Information Systems)
 Kade Kolka (Accounting)

Dylan Lawrence (Business Administration)
 Chance Lovertich (Business Information Systems)
 Aidan Martin (Kinesiology)
 Nolan McCord (Business Administration)
 C.J. Morgan (Political Science)
 Aaron Odom (Human Development/Family Sciences)
 Jaylon Reed (Unclassified)
 Brandon Ruiz (Workforce Education Leadership)
 Sherman Timbs (Business Administration)
 Brittain Virden (Agribusiness)
 Austin Williams (Workforce Education Leadership)
 JT Zakkak (Business Administration)

2022: Andrew Berquist (Marketing)
 Massimo Biscardi (Master of Business Administration)
 Ty Cooper (Psychology)
 Jaden Crumedy (Master of Workforce Education Leadership)
 Ashtanyrein Duncan (Computer Science)
 Collin Duncan (Interdisciplinary Studies)
 Emmanuel Forbes (Interdisciplinary Studies)
 Daniel Greek (Business Administration)
 Jalen Green (Interdisciplinary Studies)
 Lideatrick Griffin (Interdisciplinary Studies)
 Hayes Hammond (Interdisciplinary Studies)
 Jack Harris (Business Administration)
 Jarnorris Hopson (Human Development and Family Science)
 Grant Jackson (Accounting)
 Kade Kolka (Accounting/Finance)
 Nick Lauderdale (Interdisciplinary Studies)
 Braedyn Locke (Business Economics)
 Chance Lovertich (Undeclared)
 Jo'quavius Marks (Kinesiology)
 Ben Raybon (Master of Workforce Education Leadership)
 Jim Riley (Biochemistry)
 Sawyer Robertson (Business Administration)
 Rex Robich (Undeclared)
 Cole Smith (Master of Workforce Education Leadership)
 Cody Swanson (Kinesiology)
 Sherman Timbs (Undeclared)
 Archer Trafford (Interdisciplinary Studies)
 Nathaniel Watson (Master of Workforce Education Leadership)
 Jake Weir (Business Administration)
 Austin Williams (Master of Workforce Education Leadership)
 JT Zakkak (Finance)



NATIONAL FOOTBALL
FOUNDATION

COLLEGE FOOTBALL HALL OF FAME

MSU has produced four National Football Foundation National Scholar-Athletes/William V. Campbell Trophy finalists with Taveze Calhoun being the most recent in December 2015. Calhoun was the SEC's only representative that year. Calhoun was awarded an \$18,000 post graduate scholarship and honored at the Waldorf Astoria Hotel in New York. The Campbell Trophy recognizes an individual as the absolute best football scholar-athlete in the nation and is the highest academic honor in college football.

**NATIONAL FOOTBALL FOUNDATION
NATIONAL SCHOLAR-ATHLETES/ CAMPBELL
TROPHY FINALISTS**

- | | | | |
|-------|-------------------|-------|---------------------|
| 1972: | Frank Dowsing, DB | 2015: | Taveze Calhoun, DB |
| 1989: | Bo Russell, DB | 2022: | Austin Williams, WR |
| 2010: | Derek Sherrod, OL | | |

CSC ACADEMIC ALL-AMERICANS

- | | | | |
|-------|------------------------------|-------|----------------------------------|
| 1953: | Jackie Parker, QB | 1989: | Bo Russell, DB (1st Team) |
| 1954: | Hal Easterwood, C | 1992: | Daniel Boyd, LB (2nd Team) |
| 1956: | Ron Bennett, DE | 2000: | Scott Westerfield, PK (1st Team) |
| 1972: | Frank Dowsing, B | 2020: | Austin Williams, WR (1st Team) |
| | Ken Phares, QB | 2021: | Austin Williams, WR (1st Team) |
| 1973: | Jimmy Webb, DT | 2022: | Austin Williams, WR (1st Team) |
| 1976: | Will Coltharp, DE (1st Team) | | |

CSC, previously called CoSIDA, the organization changed its name to CSC during the 2022-23 athletic year

CFA SCHOLAR-ATHLETE

- | | |
|-------|-----------------|
| 1991: | Daniel Boyd, LB |
| 1992: | Daniel Boyd, LB |



Derek Sherrod was a National Football Foundation National Scholar-Athlete in 2010.



NFL COMBINE PARTICIPANTS (74)

1999: J.J. Johnson, RB
Reggie Kelly, TE
Randy Thomas, OG

2000: Robert Bean, CB
Ashley Cooper, SS
Terrance McCaskey, TE
Alvin McKinley, DT
Wes Shivers, OT

2001: Floyd Womack, OG
Ellis Wyms, DE

2002: Dorsett Davis, DT
Dicenzo Miller, RB

2003: Corey Banks, CB
Justin Griffith, FB
Mario Haggan, LB
Donald Lee, TE

2004: Justin Jenkins, WR
Tommy Kelly, DE
Ronald Fields, DT
David Stewart, OT

2005: Jerious Norwood, RB

2006: Quinton Culbertson, LB

2007: Antonio Johnson, DT
Derek Pegues, FS
Jamar Chaney, LB
Anthony Dixon, RB

2011: Pernell McPhee, DE
Derek Sherrod, OT
Chris White, LB
K.J. Wright, LB

2012: Vick Ballard, RB
Fletcher Cox, DT
Charles Mitchell, SS
Quentin Saulsberry, C

2013: Johnathan Banks, CB
Josh Boyd, DT
Darius Slay, CB

2014: Gabe Jackson, OG
LaDarius Perkins, RB

2015: Justin Cox, S
Bernardrick McKinney, LB
Josh Robinson, RB
Preston Smith, DE

2016: Beniquez Brown, LB
Taveze Calhoun, CB
Chris Jones, DT
Dak Prescott, QB
Will Redmond, CB
De'Runya Wilson, WR

2017: Fred Ross, WR
Justin Senior, OT

2018: Martinus Rankin, OT
Jordan Thomas, TE

2019: Johnathan Abram, S
Deion Calhoun, OG
Nick Fitzgerald, QB
Gerri Green, DE
Elgton Jenkins, C
Mark McLaurin, S
Jamal Peters, CB
Montez Sweat, DE

2019: Brian Cole II, S
Cameron Dantzler, CB
Willie Gay Jr., LB
Stephen Guidry, WR
Tyre Phillips, OL
Chauncey Rivers, DE
Darryl Williams, OL

2022: Charles Cross, OT
Martin Emerson, CB
Makai Polk, WR

2023: Emmanuel Forbes, CB
Cameron Young, DT
Tyrus Wheat, DE



SENIOR BOWL PARTICIPANTS (97)

1952: Bill Stewart, B
1953: Joe Fortunato, B
1955: Hal Easterwood, C
Charles Evans, B

1956: Art Davis, B
Scott Suber, G
1957: Ron Bennett, E
1958: Jimmy Dodd, C
1959: Bill Stacy, B
1961: Tom Goode, C
Walter Suggs, T

1963: Johnny Baker, E
1964: Ode Burrell, B
1965: Justin Canale, G
1966: Hoyle Granger, B
1968: D.D. Lewis, LB
1971: David Smith, WR
1973: Ken Phares, DB
1974: Wayne Jones, RB
1975: Steve Freeman, DB
Jimmy Webb, DL
Jim Eidson, OL

1977: Ray Costict, LB
1978: Larry Gaillard, DL
1980: Kenny Johnson, DB
1981: Mardye McDole, WR
1983: Michael Haddix, RB
Wayne Harris, OL
Dana Moore, K
Glen Young, WR
1985: Corwyn Aldredge, TE
1987: Don Smith, QB
1988: Garry Frank, DL
1990: Jesse Anderson, TE
1991: Robert Young, DL
1992: Nate Williams, DL
1993: Willie Harris, WR
Kevin Henry, DL
1995: Melvin Hayes, OL
Jesse James, OL
Kendell Watkins, TE

1996: Brian Anderson, OL
Walt Harris, DB
Eric Moulds, WR
Larry Williams, DL
Terry Day, DL

1997: Brent Smith, OL
1998: Eric Brown, DB
Eric Dotson, DL
Greg Favors, LB
Robert Hicks, OL
1999: James Johnson, RB
Reggie Kelly, TE
Randy Thomas, OL
2000: Robert Bean, DB
Kevin Sluder, DL
Jeff Walker, P
2001: Willie Blade, DL
Fred Smoot, DB
Scott Westerfield, K
Floyd Womack, OL
Ellis Wyms, DL

2002: Dorsett Davis, DL
Conner Stephens, OL

2003: Justin Griffith, RB
Mario Haggan, LB
2004: Justin Jenkins, WR
Tommy Kelly, DL
Brent Smith, K
Ronald Fields, DL
David Stewart, OL
Jerious Norwood, RB
2007: Antonio Johnson, OL
2008: Titus Brown, DL
2009: Derek Pegues, DB
2010: Jamar Chaney, LB

2011: Anthony Dixon, RB
Pernell McPhee, DL
Derek Sherrod, OL
Chris White, LB
K.J. Wright, LB

2012: Vick Ballard, RB
2013: Josh Boyd, DL
2014: Gabe Jackson, OL
2015: Dillon Day, C
Kaleb Eulls, DL
Preston Smith, DL
Dak Prescott, QB
2017: Fred Ross, WR
Justin Senior, OL
2019: Johnathan Abram, S
Gerri Green, DE
Elgton Jenkins, C
Montez Sweat, DE
2020: Brian Cole II, S
Tyre Phillips, OL
2023: Cameron Young, DL

SENIOR BOWL MVP (3)

1964: Ode Burrell, RB
1987: Don Smith, RB
2016: Dak Prescott, QB

EAST/WEST SHRINE GAME PARTICIPANTS (36)

1952: Joe Fortunato, LB
1976: Jim Eidson, T/G
1977: Harvey Hull, LB
Stan Black, DB
1978: Dennis Johnson, RB
1982: Glen Collins, DL
1983: Wayne Harris, OL
1995: Kevin Bouie, RB
1996: Eric Moulds, WR
Larry Williams, DE
1997: Paul Lacoste, LB
2001: Willie Blade, DT
2002: Dicenzo Miller, RB
2003: Donald Lee, TE
2004: Justin Jenkins, WR
2010: Jamar Chaney, LB
2011: JC Brignone, C
2012: Quentin Saulsberry, OL
Chad Bumphis, WR
Josh Boyd, DL
2014: LaDarius Perkins, RB
2015: Dillon Day, OL
Ben Beckwith, OL

2016: Ryan Brown, DL
Taveze Calhoun, DB
2017: Richie Brown, LB
2018: Hunter Bradley, LS
Jordan Thomas, TE
2019: Jamal Peters, CB
2020: Tommy Stevens, QB
Darryl Williams, OL
2021: K.J. Costello, QB
Osirus Mitchell, WR
Marquiss Spencer, DL
Erroll Thompson, LB
2023: Tyrus Wheat, LB

NFLPA COLLEGIATE BOWL GAME PARTICIPANTS (11)

2014: Denico Autry, DE
Deontae Skinner, LB
2017: Jamaal Clayborn, OL
Johnathan Calvin, DE
2019: Deion Calhoun, OL
2020: Stephen Guidry, WR
Jaquarius Landrews, S
Leo Lewis, LB
Chauncey Rivers, DE
2023: Collin Duncan, S
Jalen Green, S



NFL PRO BOWL SELECTIONS (33)



Table of NFL Pro Bowl selections from 1941 to 2022, listing year, player name, and team.

* note year is season selected not year game played



Table of NFL Draft selections from 1937 to 1947, listing year, round, pick, name, position, and team.

Table of NFL Draft selections from 1948 to 1980, listing year, round, pick, name, position, and team.

Table of NFL Draft selections from 1981 to 2017, listing year, round, pick, name, position, and team.

Table of NFL Draft selections from 1981 to 2017, listing year, round, pick, name, position, and team.

Table of NFL Draft selections from 1981 to 2017, listing year, round, pick, name, position, and team.

2018:	3	80	Martinas Rankin, OT	Houston Texans
	6	211	Jordan Thomas, TE	Houston Texans
	7	239	Hunter Bradley, LS	Green Bay Packers
	7	247	Logan Cooke, P	Jacksonville Jaguars
2019:	1	19	Jeffery Simmons, DT	Tennessee Titans
	1	26	Montez Sweat, DE	Washington Redskins
	1	27	Johnathan Abram, S	Oakland Raiders
	2	44	Elgton Jenkins, OL	Green Bay Packers
	6	199	Gerri Green, DE	Indianapolis Colts
2020:	2	63	Willie Gay Jr., LB	Kansas City Chiefs
	3	89	Cameron Dantzler, CB	Minnesota Vikings
	3	106	Tyre Phillips, OT	Baltimore Ravens
	7	240	Tommy Stevens, QB	New Orleans Saints
	7	249	Brian Cole II, S	Minnesota Vikings
2021:	7	253	Marquiss Spencer, DL	Denver Broncos
	7	256	Kylin Hill, RB	Green Bay Packers
2022:	1	9	Charles Cross, OT	Seattle Seahawks
	3	68	Martin Emerson, CB	Cleveland Browns
2023:	1	16	Emmanuel Forbes, CB	Washington Commanders
	4	123	Cameron Young, DT	Seattle Seahawks

FIRST ROUND PICKS (16)

Year	Name, Pos.	Team
1950:	Harper Davis, B	Chicago Bears
1956:	Art Davis, B	Pittsburgh Steelers
1959:	Billy Stacy, B	Chicago Cardinals
1975:	Jimmy Webb, DT	San Francisco 49ers
1982:	Johnie Cooks, LB	Baltimore Colts
	Glen Collins, DE	Cincinnati Bengals
1983:	Michael Haddix, RB	Philadelphia Eagles
1996:	Walt Harris, DB	Chicago Bears
	Eric Moulds, WR	Buffalo Bills
2011:	Derek Sherrod, OL	Green Bay Packers
2012:	Fletcher Cox, DL	Philadelphia Eagles
2019:	Johnathan Abram, S	Oakland Raiders
	Jeffery Simmons, DT	Tennessee Titans
	Montez Sweat, DE	Washington Redskins
2022:	Charles Cross, OT	Seattle Seahawks
2023:	Emmanuel Forbes, CB	Washington Commanders

MSU DRAFT RECORDS

(SINCE AFL-NFL MERGER IN 1967)

Most players drafted in a season: 6 (1995)

Most players drafted by same team: 3 by New York Jets (1974)

Most first-round picks: 3 (2019)

Most picks in first 2 rounds: 4 (2019)

Most picks in first 3 rounds: 4 (2019)

Most picks in first 4 rounds: 4 (2019)

Most picks in first 5 rounds: 4 (2019)

Most picks in first 6 rounds: 5 (2015, 2019)

Most picks in first 100 players: 4 (2019)

SUPPLEMENTAL/EXPANSION DRAFTS

Year	Rd	Pick	Name, Pos.	Team
1966:			Tom Goode, C	Miami Dolphins
1984:	1	26	Danny Knight, WR	Miami Dolphins
1986:	3	77	John Bond, QB	Cleveland Browns
1995:			James Williams, LB	Jacksonville Jaguars


ALL-TIME NFL ROSTER

ABRAM, Johnathan, S
Oakland/Las Vegas (2019-22), New Orleans (2023-)

ANDERSON, Jesse, TE
Tampa Bay (1990-91), Pittsburgh (1992), Green Bay (1993)

AUTRY, Denico, DE
Oakland (2014-17), Indianapolis (2018-20), Tennessee (2021-)

BAKER, Johnny, LB
Houston (1963-66), San Diego (1967)

BALLARD, Vick, RB
Indianapolis (2012-15), New Orleans (2016)

BANKS, Johnthan, DB
Tampa Bay (2013-16), Chicago (2016-17)

BARNES, Ernie, DT
Baltimore (1983)

BEAN, Robert, DB
Cincinnati (2000-02), Jacksonville (2002)

BECKWITH, Ben, G
San Diego (2015)

BELL, Aubrey, WR
Houston (2009)

BETHUNE, Bobby, DB
San Diego (1962)

BLACK, Blondy, HB
Buffalo [AAFC] (1946), Baltimore [AAFC] (1947)

BLACK, Stan, DB
San Francisco (1977)

BLACKMORE, Richard, CB
Philadelphia (1979-82), San Francisco (1983)

BLADE, Willie, DL
Dallas (2001, 2003, 2005), Houston (2002), Jacksonville (2004)

BLOUNT, Lamar, E
Miami [AAFC] (1946), Buffalo [AAFC] (1947), Baltimore [AAFC] (1947)

BONNER, Wade, S
Philadelphia (2012)

BOYD, Josh, DL
Green Bay (2013-15), Indianapolis (2017)

BOUIE, Kevin, RB
Philadelphia (1995), San Diego (1996)

BRADLEY, Hunter, LS
Green Bay (2018-21)

BROWN, Eric, S
Denver (1998-01), Houston (2002-04)

BROWN, Fred, WR
Los Angeles Rams (2017-18), Denver (2019-20), Tennessee (2021)

BROWN, Jerome, DE
Cleveland (1993)

BROWN, Richie, LB
Carolina (2017-18), Atlanta (2018-19)

BROWN, Ryan, DE
Cincinnati (2016-17)

BROWN, Titus, DE
Cleveland (2009-11)

BRYANT, Brandon, DB
New York Jets (2018-19)

BUMPHIS, Chad, WR
Miami/Denver (2013)

BURRELL, Ode, RB
Houston (1964-69)

BUTLER, Eric, TE
St. Louis (2009)

BYRDSONG, Shawn, DB
Baltimore (2002), New Orleans (2003)

CALHOUN, Deion "Shaq", OG
Miami (2019-20), Cincinnati (2020), Arizona (2021), Washington (2021)

CALHOUN, Taveze, CB
New Orleans (2016-17), Miami (2017-18), Atlanta (2018-19)

CALVIN, Johnathan, DT
Green Bay (2017), Indianapolis (2017-18)

CANALE, Justin, G
Boston (1965-68), Cincinnati (1969)

CARMON, James, OL
Buffalo (2012)

CARROLL, Herman, DE
New Orleans (1994)

CHAMPION, Tommy, OT
Seattle (2020)

CHAPMAN, Winston, SNP
Miami (2017)

CHANEY, Jamar, LB
Philadelphia (2010-12), Atlanta (2013)

CHARLTON, Randy, DE
Miami (2023-)

CHERRINGTON, Dewayne, DL
Seattle (2013)

CLARK, Arceto, WR
Seattle (2013)

CLARK, Louis, WR
Seattle (1987-92), Green Bay (1993)

CLAUSELL, Blaine, OT
Baltimore (2015), New England (2015), Carolina (2016-17), Arizona (2018)

COLE II, Brian, S
Minnesota (2020), Miami (2020), Carolina (2021)

COLEMAN, Keo, LB
New York Jets (1992), Green Bay (1993)

COLLINS, Glen, DE
Cincinnati (1982-85), San Francisco (1987)

COOKE, Logan, P
Jacksonville (2018-)

COOKS, Johnie, LB
Baltimore/Indianapolis (1982-88), New York (1988-90), Cleveland (1991)

CORLEY, Elbert, C
Buffalo [AAFC] (1947), Baltimore [AAFC] (1948)

COSTICT, Ray, LB
New England (1977-80)

COX, Fletcher, DT
Philadelphia (2012-)

CROSS, Charles, OT
Seattle (2022-)

CULBERSON, Quinton, LB
St. Louis (2007-09), Carolina (2009)

DANIEL, Willie, DB
Pittsburgh (1961-66), Los Angeles (1967-69)

DANTZLER, Cameron, CB
Minnesota (2020-21), Buffalo (2022-)

DAVIS, Art, HB
Pittsburgh (1956)

DAVIS, Dorsett, DL
Denver (2002-06)

DAVIS, Harper, HB
Los Angeles [AAFC] (1949), Chicago (1950), Green Bay (1951)

DAY, Dillon, C
Denver (2015-17), Green Bay (2017-18)

DAY, Terry, DE
New York Jets (1997-98)

DIXON, Anthony, RB
San Francisco (2010-13), Buffalo (2014-15)

DOCKERY, Kevin, DB
New York Giants (2006-09), St. Louis (2010)

DOUGLAS, Dominic, LB
St. Louis (2009)

DURR, Lashard, DB
Indianapolis (2018)

EIDSON, Jim, OL
Dallas (1976)

EILAND, Greg, OL
Seattle (2021-)

ELEY, Clifton, TE
Minnesota (1987)

EMERSON, Martin, CB
Cleveland (2022-)

EULLS, Kaleb, DT
New Orleans (2015), Los Angeles Chargers (2016-17), Jacksonville (2018)

EVANS, Willie, DE
Atlanta (2009-10)

FAVORS, Greg, LB
Kansas City (1998), Tennessee (1999-01), Indianapolis/Buffalo (2002), Carolina/Jacksonville (2003), Jacksonville (2004-05)

FIELDS, Ronald, DT
San Francisco (2005-08), Denver (2009-10), Carolina (2011)

FITZHUGH, Keith, DB
New York Jets (2009)

FORBES, Emmanuel, CB
Washington (2023-)

FORTUNATO, Joe, FB
Chicago (1955-66)

FREEMAN, Steve, DB
Buffalo (1975-86), Minnesota (1987)

FRIDAY, Larry, S
Buffalo (1987)

GARRETT, Dub, T
Baltimore [AAFC] (1948-49), Chicago (1950)

GAY JR., Wiltie, LB
Kansas City (2020-)

GELATKA, Charles, E
New York Giants (1937-40)

GILLARD, Larry, DE
New York Giants (1978)

GOODE, Tom, C
Houston (1962-65), Miami (1966-69), Baltimore (1970)

GOOLSBY, Jim, C
Cleveland (1940)

GRANGER, Hoyle, FB
Houston (1966-70, 72), New Orleans (1971)

GRAY, J.T., DB
New Orleans (2018-)

GREEN, Farrod, TE
Indianapolis (2020-22)

GREEN, Geri, LB
Indianapolis (2019-20), Las Vegas (2020-22)

GRIER, James, DT
Buffalo (1998), New England (1999)

GRIFFITH, Justin, FB
Atlanta (2003-05), Oakland (2006-08), Seattle (2009), Houston (2010)

GUIDRY, Stephen, WR
Dallas (2020-21)

HADDIX, Michael, RB
Philadelphia (1983-88), Green Bay (1989-90)

HAGGAN, Mario, LB
Buffalo (2003-07), Denver (2008-11), St. Louis (2012)

HARMON, Clarence, RB
Washington (1977-82), New Jersey [USFL] (1984-85)

HARNESS, Jim, HB
Baltimore (1956)

HARRIS, Amos (Mike), G
Brooklyn [AAFC] (1947-48)

HARRIS, Johnnie, DB
Oakland (1999-01), New York Giants (2002-03)

HARRIS, Walt, CB
Chicago (1996-01), Indianapolis (2002-03), Washington (2004-05), San Francisco (2006-2010), Baltimore (2010)

HARRIS, Willie, WR
Buffalo (1993), Green Bay (1993), Chicago (1993)

HARRISON, Granville, E
New York Giants (1941), Philadelphia (1941), Detroit (1942)

HAYES, Melvin, OT
New York Jets (1995), Houston (1996)

HENRY, Kevin, DE
Pittsburgh (1993-00), Cincinnati (2001)

HICKS, Robert, OT
Buffalo (1998-00)

HILL, Kylin, RB
Green Bay (2021-22)

HILLIARD, John, DL
Seattle (2000-02)

HOYETT, Braxton, DT
Kansas City (2019-20), Baltimore (2020), New Orleans (2021-22)

HUGHES, Jay, S
St. Louis (2015)

HULL, Kent, C
Buffalo (1986-96)

HUNT, Purvis, OG
Houston (1995)

HUTSON, Brian, SS
New England (1990)

JACKSON, Gabe, OG
Oakland/Las Vegas (2014-20), Seattle (2021-23)



- JACKSON, Gerald, DB
Kansas City (1979)
- JACKSON, Kirby, DB
Los Angeles Rams (1987), Buffalo (1987-93),
Seattle (1993-94)
- JAMES, Jesse, C
St. Louis (1995-96)
- JEFFERSON, Billy, HB
Detroit (1941), Brooklyn (1942),
Philadelphia (1942)
- JENKINS, Elgton, OG
Green Bay (2019-)**
- JENKINS, Justin, WR
Philadelphia (2004-05), Buffalo (2007-09)
- JOHNSON, Antonio, DL
Indianapolis (2008-12), Tennessee (2013)
- JOHNSON, Dennis, FB
Buffalo (1978-79), New York Giants (1980-81)
- JOHNSON, James, RB
Miami (1999-01), Cleveland (2002)
- JOHNSON, Justin, TE
Seattle (2019)
- JOHNSON, Kenneth, DB
Green Bay (1987-88)
- JOHNSON, Kenny, DB
Atlanta (1980-86), Houston (1986-89)
- JOHNSON, Malcolm, FB
Cleveland (2015-16), Seattle (2016-17), San
Francisco (2018), Green Bay (2018-19)
- JONES, Chris, DT
Kansas City (2016-)**
- JONES, James, HB
Dallas (1980-82, 1984-85)
- JONES, Kobe, LB
Miami (2021), Carolina (2022-)**
- KELLY, Reggie, TE
Atlanta (1999-02, 2011), Cincinnati (2003-10)
- KELLY, Tommy, DL
Oakland (2004-12), New England (2013),
Arizona (2014)
- KEYS, Tyrone, DE
Chicago (1983-85), Tampa Bay (1986-87),
San Diego (1988)
- KOWALSKI, Andy, E
Brooklyn (1943-44), Boston (1945),
Miami (AAFC) (1946)
- LASHLEY, Scott, OT
New Orleans (2023-)**
- LAWRENCE, Addison, OL
Baltimore (2012)
- LAWRENCE, Cameron, LB
Dallas (2013-14)
- LEASY, Wesley, LB
Arizona (1995-96)
- LEE, Donald, TE
Miami (2003-04), Green Bay (2005-10),
Cincinnati (2011-12)
- LEWIS, D.D., LB
Dallas (1968, 70-81)
- LONG, Lance, WR
Arizona (2008-09), Kansas City (2009-11),
Detroit (2012)
- LOVE, Kyle, DL
New England (2010-12), Jacksonville (2013),
Kansas City (2013-14), Carolina (2014-19), Tampa Bay (2020)
- MANLEY, Joseph, C
San Francisco (1953)
- McCRARY, Fred, FB
Philadelphia (1995), New Orleans (1997),
San Diego (1999-02), New England (2003),
Atlanta (2004-05)
- McDOLLE, Mardye, SE
Minnesota (1981-83)
- McKINLEY, Alvin, DL
Carolina (2000), Cleveland (2001-06),
Denver (2007), New Orleans (2008)
- McKINLEY, Dennis, FB
Arizona (1999-02)
- McKINNEY, Benardrick, LB
Houston (2015-20), New York Giants (2021)
- McLAURIN, Mark, LB
New York Giants (2019)
- McPHEE, Pernell, DE
Baltimore (2011-14), Chicago (2015-17),
Washington (2018), Baltimore (2019-21)
- McRAE, Brandon, WR
St. Louis (2010)
- McWILLIAMS, Tom "Shorty", HB
Los Angeles (AAFC) (1949), Pittsburgh (1950)
- MITCHELL, Charles, S
Atlanta (2012)
- MONROE, Henry, DB
Philadelphia (1979)
- MOULDS, Eric, WR
Buffalo (1996-05), Houston (2006),
Tennessee (2007)
- NEVILLE, Tommy, T
New England (1965-77), Denver (1978),
New York Giants (1979)
- NIX, Jack, HB
Cleveland (1940)
- NORWOOD, Jerious, RB
Atlanta (2006-10), St. Louis (2011)
- PACKER, Walter, RB-KR
Seattle (1977), Tampa Bay (1977)
- PATRICK, Mike, P
New England (1975-78)
- PEARSON, Aaron, LB
Kansas City (1986-88)
- PERKINS, LaDarius, RB
Green Bay (2014), Pittsburgh (2014),
Indianapolis (2015)
- PHARR, Tommy, QB
Buffalo (1970)
- PHILLIPS, Tyre, OT
Baltimore (2020-22), New York Giants (2023-)**
- PLUMMER, Bruce, DB
Denver (1987-88, 90), Miami (1988),
Indianapolis (1989), San Diego (1990)
- POLK, Makai, WR
Baltimore (2022), New York Giants (2022-)**
- PRESCOTT, Dak, QB
Dallas (2016-)**
- RANKIN, Martin, OL
Houston (2018), Kansas City (2019-20)
- REDMOND, Will, CB
San Francisco (2016), Kansas City (2017-18),
Green Bay (2018-20), Indianapolis (2021-22), Houston (2022)
- REED, Joe, QB
San Francisco (1972-74), Detroit (1975-79)
- RIVERS, Chauncey, LB
Baltimore (2020), Green Bay (2021)
- ROBINSON, Deljuan, DT
Houston (2007-09)
- ROBINSON, Josh, RB
Indianapolis (2015)
- ROSS, Fred, WR
Carolina (2017-18)
- SAULSBERRY, Quentin, OG
Minnesota (2012), Denver (2012-13)
- SEARS, Corey, DT
Baltimore (1996), St. Louis (1998), Arizona (1999-00),
Houston (2002-05)
- SHERRD, Derek, OT
Green Bay (2011-14)
- SHIVERS, Wes, OL
Atlanta (2000-01)
- SIDORIK, Alex, T
Boston (1947), Baltimore (1948-49)
- SIMMONS, Jeffery, DL
Tennessee (2019-)**
- SIMMONS, Michael, DT
New Orleans (1989-90)
- SKINNER, Deontae, LB
New England (2014-15), Philadelphia (2015),
New York Giants (2016-17)
- SLAY, Darius, CB
Detroit (2013-19), Philadelphia (2020-)**
- SMITH, Brent, OT
Miami (1997-02), New York Jets (2003-04),
Jacksonville (2005)
- SMITH, Don, QB
Tampa Bay (1988-89), Buffalo (1990)
- SMITH, Preston, LB
Washington (2015-18), Green Bay (2019-)**
- SMITH, Truett, QB
Pittsburgh (1950-51)
- SMOOT, Fred, CB
Washington (2001-04),
Minnesota (2005-06), Washington (2007-09)
- SPENCER, Marquiss, DE
Denver (2021-22), New York Jets (2022-)**
- STACY, Billy, QB
Chicago/St. Louis (1959-63)
- STEWART, David, OT
Tennessee (2005-13)
- STEVENS, Tommy, QB/TE
New Orleans (2020), Carolina (2020), New York Giants (2021)
- SUGGS, Walter, T
Houston (1962-71)
- SWEAT, Montez, DE
Washington (2019-)**
- SWOOPES, Pat, DT
New Orleans (1987, 89), Kansas City (1991)
- TAIT, Arthur, E
Dallas (1952)
- THOMAS, Jordan, TE
Houston (2018-20), Arizona (2020), New England (2020),
Indianapolis (2021), Detroit (2021), Carolina (2023-)**
- THOMAS, Randy, OG
New York Jets (1999-02), Washington (2003-09)
- THREADGILL, Bruce, S
San Francisco (1978)
- TRIPSON, John, T
Detroit (1941)
- TRUITT, Olanda, WR
Los Angeles Raiders (1993), Minnesota (1993),
Washington (1994-95), Oakland (1996-97)
- WATKINS, Kendall, TE
Dallas (1995-96)
- WEBB, Jimmy, DT
San Francisco (1975-80), San Diego (1981)
- WELLS, Matt, LB
New England (2015), Chicago (2015),
St. Louis (2015)
- WHEAT, Tyrus, DE
Dallas (2023-)**
- WHITE, Chris, LB
Buffalo (2011-12), New England (2013-14)
- WILLIAMS, Darryl, OL
Kansas City (2020-21)
- WILLIAMS, Greg, DB
Washington (1982-85)
- WILLIAMS, James, LB
New Orleans (1990-94), Jacksonville
(1995), San Francisco (1997-98),
Cleveland (1999)
- WOITT, John, DB
San Francisco (1968-69)
- WOMACK, Pork Chop, OG
Seattle (2001-09), Cleveland (2009-10),
Arizona (2011)
- WONSLEY, George, HB
Indianapolis (1984-88),
New England (1989)
- WOODARD, Marc, LB
Pittsburgh (1993), Philadelphia (1993-96)
- WRIGHT, K.J., LB
Seattle (2011-20), Las Vegas (2021-22)
- WYMS, Ellis, DT
Tampa Bay (2001-05), Seattle (2006),
Minnesota (2007)
- YOUNG, Cameron, DT
Seattle (2023-)**
- YOUNG, Glen, SE
Philadelphia (1983), St. Louis (1984),
Cleveland (1984-85, 87-88)
- YOUNG, Robert, DT
Los Angeles Rams/St. Louis (1991-95),
Houston (1996)
- ZUBER, Isaiah, WR
New England (2020)

ALL-TIME SUPER BOWL APPEARANCES (59)
**Note year listed is year played of Super Bowl, not year of season*

Player	Team	Years
Richard Blackmore	Philadelphia Eagles	1981
Eric Brown	Denver Broncos	1999
Dewayne Cherrington	Seattle Seahawks	2014
Arceto Clark	Seattle Seahawks	2014
Johnie Cooks	New York Giants	1991
Fletcher Cox	Philadelphia Eagles	2018, 23
Dillon Day	Denver Broncos	2016
Anthony Dixon	San Francisco 49ers	2013
Kevin Dockery	New York Giants	2008
Greg Favors	Tennessee Titans	2000
	Carolina Panthers	2004
Willie Gay Jr.	Kansas City Chiefs	2021, 23
Tom Goode	Baltimore Colts	1971
Clarence Harmon	Washington Redskins	1983
Willie Harris	Buffalo Bills	1994
Kevin Henry	Pittsburgh Steelers	1996
Braxton Hoyett	Kansas City Chiefs	2020
Kent Hull	Buffalo Bills	1991, 92, 93, 94
Kirby Jackson	Buffalo Bills	1990, 91, 92, 93
Justin Jenkins	Philadelphia Eagles	2005
Antonio Johnson	Indianapolis Colts	2010
Chris Jones	Kansas City Chiefs	2020, 21, 23
Tyrone Keys	Chicago Bears	1986
Lance Long	Arizona Cardinals	2009
Donald Lee	Green Bay Packers	2011
D.D. Lewis	Dallas Cowboys	1971, 72, 76, 78, 79
Kyle Love	New England Patriots	2012
	Carolina Panthers	2016
Fred McCrary	New England Patriots	2004
Pernell McPhee	Baltimore Ravens	2013
Bruce Plummer	Denver Broncos	1988
Martinas Rankin	Kansas City Chiefs	2020, 21
Dezmond Sherrod	Pittsburgh Steelers	2009
Deontae Skinner	New England Patriots	2015
Darius Slay	Philadelphia Eagles	2023
Don Smith	Buffalo Bills	1991
Pork Chop Womack	Seattle Seahawks	2006
Kendell Watkins	Dallas Cowboys	1996
Chris White	New England Patriots	2015
Greg Williams	Washington Redskins	1983, 84
K.J. Wright	Seattle Seahawks	2014, 15
Ellis Wyms	Tampa Bay Buccaneers	2003

ALL-TIME SUPER BOWL WINNERS (28)
**Note year listed is year played of Super Bowl, not year of season*

Player	Team	Years
Eric Brown	Denver Broncos	1999
Dewayne Cherrington	Seattle Seahawks	2014
Arceto Clark	Seattle Seahawks	2014
Johnie Cooks	New York Giants	1991
Fletcher Cox	Philadelphia Eagles	2018
Dillon Day	Denver Broncos	2016
Willie Gay Jr.	Kansas City Chiefs	2020, 2023
Kevin Dockery	New York Giants	2008
Braxton Hoyett	Kansas City Chiefs	2020
Chris Jones	Kansas City Chiefs	2020, 2023
Tyrone Keys	Chicago Bears	1986
Tom Goode	Baltimore Colts	1971
Clarence Harmon	Washington Redskins	1983
Donald Lee	Green Bay Packers	2011
D.D. Lewis	Dallas Cowboys	1972, 78
Fred McCrary	New England Patriots	2004
Pernell McPhee	Baltimore Ravens	2013
Martinas Rankin	Kansas City Chiefs	2020
Dezmond Sherrod	Pittsburgh Steelers	2009
Deontae Skinner	New England Patriots	2015
Kendell Watkins	Dallas Cowboys	1996
Chris White	New England Patriots	2015
Greg Williams	Washington Redskins	1983
K.J. Wright	Seattle Seahawks	2014
Ellis Wyms	Tampa Bay Buccaneers	2003



K.J. Wright (above) was one of three former Bulldogs who claimed a 2014 Super Bowl ring with the Seattle Seahawks following a 43-8 blowout victory of the Denver Broncos.



Fletcher Cox (above) won his first Super Bowl ring as the Philadelphia Eagles defeated the New England Patriots, 41-33, in the 52nd edition of the game in Minneapolis.



Chris Jones (above) has won two Super Bowls with the Kansas City Chiefs (2020 & 2023).



ALL-TIME BOWL RESULTS (26 GAMES)

RECORD: 15-11

Date	Bowl	Opponent	Location	Venue	Attendance	Result	Score
1/1/1937	Orange	Duquesne	Miami, Fla.	Orange Bowl	9,210	L	12-13
1/1/1941	Orange	Georgetown	Miami, Fla.	Orange Bowl	29,554	W	14-7
12/21/1963	Liberty	NC State	Philadelphia, Pa.	Philadelphia Stadium	8,309	W	16-12
12/28/1974	Sun	North Carolina	El Paso, Texas	Sun Bowl	26,035	W	26-24
12/27/1980	Sun	Nebraska	El Paso, Texas	Sun Bowl	34,723	L	17-31
12/31/1981	Hall of Fame	Kansas	Birmingham, Ala.	Legion Field	41,672	W	10-0
12/29/1991	Liberty	Air Force	Memphis, Tenn.	Liberty Bowl	61,497	L	15-38
1/1/1995	Peach	North Carolina	Atlanta, Ga.	The Georgia Dome	69,125	L	17-21
1/2/1995	Peach	NC State	Atlanta, Ga.	The Georgia Dome	64,902	L	24-28
1/1/1999	Cotton	Texas	Dallas, Texas	Cotton Bowl	72,611	L	11-38
12/30/1999	Peach	Clemson	Atlanta, Ga.	The Georgia Dome	73,315	W	17-7
12/31/2000	Independence	Texas A&M	Shreveport, La.	Independence Stadium	36,974	W	43-41 [OT]
12/29/2007	Liberty	UCF	Memphis, Tenn.	Liberty Bowl	63,816	W	10-3
1/1/2011	Gator	Michigan	Jacksonville, Fla.	EverBank Field	68,352	W	52-14
12/30/2011	Music City	Wake Forest	Nashville, Tenn.	LP Field	55,208	W	23-17
1/1/2013	Gator	Northwestern	Jacksonville, Fla.	EverBank Field	48,612	L	20-34
12/31/2013	Liberty	Rice	Memphis, Tenn.	Liberty Bowl	57,846	W	44-7
12/31/2014	Orange	Georgia Tech	Miami Gardens, Fla.	Sun Life Stadium	58,211	L	34-49
12/30/2015	Belk	NC State	Charlotte, N.C.	Bank of America Stadium	46,423	W	51-28
12/26/2016	St. Petersburg	Miami (Ohio)	St. Petersburg, Fla.	Tropicana Field	15,717	W	17-16
12/30/2017	TaxSlayer	Louisville	Jacksonville, Fla.	EverBank Field	41,310	W	31-27
1/1/2019	Outback	Iowa	Tampa, Fla.	Raymond James Stadium	40,518	L	22-27
12/30/2019	Music City	Louisville	Nashville, Tenn.	Nissan Stadium	46,850	L	28-38
12/31/2020	Armed Forces	Tulsa	Fort Worth, Texas	Amon G. Carter Stadium	9,000	W	28-26
12/28/2021	Liberty	Texas Tech	Memphis, Tenn.	Liberty Bowl	48,615	L	7-34
1/2/2023	ReliaQuest	Illinois	Tampa, Fla.	Raymond James Stadium	35,797	W	19-10

COACHES IN MSU BOWL GAMES

Date	Bowl	Opponent	MSU Head Coach	Opposing Head Coach
1/1/1937	Orange	Duquesne	Ralph Sasse	John Smith
1/1/1941	Orange	Georgetown	Allyn McKeen	Jack Hagerty
12/21/1963	Liberty	North Carolina State	Paul Davis	Earle Edwards
12/28/1974	Sun	North Carolina	Bob Tyler	Bill Dooley
12/27/1980	Sun	Nebraska	Emory Bellard	Tom Osborne
12/31/1981	Hall of Fame	Kansas	Emory Bellard	Don Fambrough
12/29/1991	Liberty	Air Force	Jackie Sherrill	Fisher DeBerry
1/1/1993	Peach	North Carolina	Jackie Sherrill	Mac Brown
1/2/1995	Peach	North Carolina State	Jackie Sherrill	Mike O' Cain
1/1/1999	Cotton	Texas	Jackie Sherrill	Mac Brown
12/30/1999	Peach	Clemson	Jackie Sherrill	Tommy Bowden
12/31/2000	Independence	Texas A&M	Jackie Sherrill	R.C. Slocum
12/29/2007	Liberty	UCF	Sylvester Croom	George O'Leary
1/1/2011	Gator	Michigan	Dan Mullen	Rich Rodriguez
12/30/2011	Music City	Wake Forest	Dan Mullen	Jim Grobe
1/1/2013	Gator	Northwestern	Dan Mullen	Pat Fitzgerald
12/31/2013	Liberty	Rice	Dan Mullen	David Bailiff
12/31/2014	Orange	Georgia Tech	Dan Mullen	Paul Johnson
12/30/2015	Belk	NC State	Dan Mullen	Dave Doeren
12/26/2016	St. Petersburg	Miami (Ohio)	Dan Mullen	Chuck Martin
12/30/2017	TaxSlayer	Louisville	Greg Knox (interim)	Bobby Petrino
1/1/2019	Outback	Iowa	Joe Moorhead	Kirk Ferentz
12/30/2019	Music City	Louisville	Joe Moorhead	Scott Satterfield
12/31/2020	Armed Forces	Tulsa	Mike Leach	Philip Montgomery
12/28/2021	Liberty	Texas Tech	Mike Leach	Sonny Cumbie (interim)
1/2/2023	ReliaQuest	Illinois	Zach Arnett	Bret Bielema

BEST BOWL WINNING PCT. BY MSU COACH

Coach	Record	Pct.
Zach Arnett	1-0	1.000
Sylvester Croom	1-0	1.000
Paul Davis	1-0	1.000
Greg Knox (interim)	1-0	1.000
Allyn McKeen	1-0	1.000
Bob Tyler	1-0	1.000
Dan Mullen	5-2	.714
Emory Bellard	1-1	.500
Mike Leach	1-1	.500
Jackie Sherrill	2-4	.333
Ralph Sasse	0-1	.000
Joe Moorhead	0-2	.000

MOST BOWL GAME WINS BY MSU COACH

Coach	Record	Pct.
Dan Mullen	5-2	.714
Jackie Sherrill	2-4	.333
Zach Arnett	1-0	1.000
Sylvester Croom	1-0	1.000
Paul Davis	1-0	1.000
Greg Knox (interim)	1-0	1.000
Allyn McKeen	1-0	1.000
Bob Tyler	1-0	1.000
Emory Bellard	1-1	.500
Mike Leach	1-1	.500

MSU BOWL GAME MOST VALUABLE PLAYERS

1963 LIBERTY BOWL

Ode Burrell, HB

1974 SUN BOWL

Terry Vitrano, FB
Jimmy Webb, DT - Outstanding Lineman

1981 HALL OF FAME BOWL

John Bond, QB
John Bond, QB (MSU Offense)
Johnie Cooks, LB (MSU Defense)

1991 MSU LIBERTY BOWL

Kenny Roberts, RB (MSU Offense)
Keo Coleman, LB (MSU Defense)

1993 PEACH BOWL

Greg Plump, QB (MSU Offense)
Marc Woodard, LB (MSU Defense)

1995 PEACH BOWL

Tim Rogers, PK (MSU Offense)
Larry Williams, DL (MSU Defense)

1999 PEACH BOWL

Wayne Madkin, QB - Offensive

2000 INDEPENDENCE BOWL

Willie Blade, DT - Defensive

2007 LIBERTY BOWL

Derek Pegues, DB

2011 GATOR BOWL

Chris Relf, QB

2011 MUSIC CITY BOWL

Vick Ballard, RB

2013 LIBERTY BOWL

Dak Prescott, QB
Jameon Lewis, WR (MSU Offense)
Preston Smith, DE (MSU Defense)

2015 BELK BOWL

Dak Prescott, QB

2016 ST. PETERSBURG BOWL

Nick Fitzgerald, QB

2017 TAXSLAYER BOWL

Mark McLaurin, S

2020 ARMED FORCES BOWL

Lideatrick Griffin, WR

2021 LIBERTY BOWL

Will Rogers, QB (MSU Offense)
Fred Peters, S (MSU Defense)

2023 RELIAQUEST BOWL

Justin Robinson, WR



TEAM RECORDS

PASSING

MOST COMPLETIONS

MSU: 33 vs. Georgia Tech (2014 Orange)
32 vs. Texas Tech (2021 Liberty)

Opponent: 27 by Michigan (2011 Gator)
26 by Tulsa (2020 Armed Forces)
26 by Wake Forest (2011 Music City)

FEWEST COMPLETIONS

MSU: 3 vs. North Carolina (1974 Sun)
3 vs. NC State (1963 Liberty)

Opponent: 1 by Air Force (1991 Liberty)
5 by North Carolina (1974 Sun)
5 by NC State (1963 Liberty)
5 by Duquesne (1937 Orange)

MOST ATTEMPTS

MSU: 53 vs. Texas Tech (2021 Liberty)
45 vs. Illinois (2023 ReliaQuest)
45 vs. North Carolina (1993 Peach)

Opponent: 56 by Clemson (1999 Peach)
48 by Wake Forest (2011 Music City)

FEWEST ATTEMPTS

MSU: 6 vs. NC State (1963 Liberty)
8 vs. North Carolina (1974 Sun)

Opponent: 2 by Air Force (1991 Liberty)
11 by Texas A&M (2000 Independence)

MOST YARDS

MSU: 453 vs. Georgia Tech (2014 Orange)
380 vs. NC State (2015 Belk)

Opponent: 347 by Tulsa (2020 Armed Forces)
312 by Louisville (2019 Music City)

FEWEST YARDS

MSU: 28 vs. NC State (1963 Liberty)
44 vs. North Carolina (1974 Sun)

Opponent: 10 by Air Force (1991 Liberty)
58 by NC State (1963 Liberty)

MOST INTERCEPTIONS THROWN

MSU: 4 vs. Northwestern (2013 Gator)
2 vs. Illinois (2023 ReliaQuest)
2 vs. Iowa (2019 Outback)
2 vs. Wake Forest (2011 Music City)
2 vs. North Carolina (1993 Peach)
2 vs. Nebraska (1980 Sun)

Opponent: 5 by Clemson (1999 Peach)
4 by Louisville (2017 TaxSlayer)
4 by Duquesne (1937 Orange)

PUNTING

MOST PUNTS

MSU: 11 vs. UCF (2007 Liberty)
11 vs. Georgetown (1941 Orange)

Opponent: 9 by Kansas (1981 Hall of Fame)
9 by Duquesne (1937 Orange)

HIGHEST PUNTING AVERAGE

MSU: 53.0 vs. NC State (1995 Peach)

Opponent: 48.0 by NC State (1995 Peach)

RETURNS

MOST PUNT RETURNS

MSU: 5 vs. Wake Forest (2011 Music City)
5 vs. Texas A&M (2000 Independence)

Opponent: 8 by Wake Forest (2011 Music City)

MOST PUNT RETURN YARDS

MSU: 101 vs. NC State (1995 Peach)

Opponent: 54 by UCF (2007 Liberty)

MOST KICKOFF RETURNS

MSU: 6 vs. Louisville (2017 TaxSlayer)
5 vs. Northwestern (2013 Gator)
5 vs. Texas A&M (2000 Independence)
5 vs. Texas (1999 Cotton)
5 vs. North Carolina (1974 Sun)

Opponent: 8 by Michigan (2011 Gator)

MOST KICKOFF RETURN YARDS

MSU: 141 vs. Louisville (2017 TaxSlayer)
138 vs. Tulsa (2020 Armed Forces)

Opponent: 191 by Michigan (2011 Gator)

RUSHING

MOST ATTEMPTS

MSU: 68 vs. North Carolina (1974 Sun)
58 vs. Michigan (2011 Gator)

Opponent: 69 by Air Force (1991 Liberty)
61 by Georgia Tech (2014 Orange)

FEWEST ATTEMPTS

MSU: 20 vs. Texas Tech (2021 Liberty)
22 vs. Illinois (2023 ReliaQuest)

Opponent: 20 by Iowa (2019 Outback Bowl)
25 by Michigan (2011 Gator)

MOST YARDS

MSU: 455 vs. North Carolina (1974 Sun)
277 vs. Louisville (2017 TaxSlayer)

Opponent: 452 by Georgia Tech (2014 Orange)
318 by Air Force (1991 Liberty)

FEWEST YARDS

MSU: 54 vs. Texas Tech (2021 Liberty)
87 vs. Texas (1999 Cotton)

Opponent: -15 by Iowa (2019 Outback)
35 by Illinois (2023 ReliaQuest)
35 by Kansas (1981 Hall of Fame)

SCORING

MOST POINTS SCORED

MSU: 52 vs. Michigan (2011 Gator)
51 vs. NC State (2015 Belk)

Opponent: 49 by Georgia Tech (2014 Orange)
41 by Texas A&M (2000 Independence)

LARGEST MARGIN OF VICTORY

MSU: 38 pts (52-14) vs. Michigan (2011 Gator)
37 pts (44-7) vs. Rice (2013 Liberty)

Opponent: 27 pts (34-7) by Texas Tech (2021 Liberty)
27 pts (38-11) by Texas (1999 Cotton)
23 pts (38-15) by Air Force (1991 Liberty)

MOST FIELD GOALS ATTEMPTED

MSU: 6 vs. NC State (1995 Peach)

Opponent: 3 by Louisville (2017 TaxSlayer)
3 by UCF (2007 Liberty)

MOST FIELD GOALS MADE

MSU: 5 vs. NC State (1995 Peach)

Opponent: 2 by Tulsa (2020 Armed Forces)
2 by Iowa (2019 Outback)
2 by Louisville (2017 TaxSlayer)
2 by Northwestern (2013 Gator)
2 by NC State (1995 Peach)

TOTAL OFFENSE

MOST YARDS

MSU: 605 vs. Georgia Tech (2014 Orange)
569 vs. NC State (2015 Belk)

Opponent: 577 by Georgia Tech (2014 Orange)
512 by Texas Tech (2021 Liberty)

FEWEST YARDS

MSU: 158 vs. Georgetown (1941 Orange)
195 vs. Nebraska (1980 Sun)

Opponent: 145 by Rice (2013 Liberty)
199 by Iowa (2019 Outback)

BOWL RECORDS

BOWL

MOST PLAYS

MSU: 86 vs. North Carolina (1993 Peach)
84 vs. Georgia Tech (2014 Orange)

Opponent: 90 by Clemson (1999 Peach)
86 by Tulsa (2020 Armed Forces)
86 by Wake Forest (2011 Music City)

FEWEST PLAYS

MSU: 56 vs. NC State (1963 Liberty)
59 vs. Wake Forest (2011 Music City)
59 vs. Texas A&M (2000 Independence)

Opponent: 48 by Rice (2013 Liberty)
51 by Iowa (2019 Outback)

MISCELLANEOUS TEAM RECORDS

MOST FIRST DOWNS

MSU: 33 vs. Georgia Tech (2014 Orange)
27 vs. Rice (2013 Liberty)

Opponent: 27 by Tulsa (2020 Armed Forces)
27 by Texas (1999 Cotton)
26 by Georgia Tech (2014 Orange)

FEWEST FIRST DOWNS

MSU: 8 vs. Georgetown (1941 Orange)
12 vs. Kansas (1981 Hall of Fame)
12 vs. Duquesne (1937 Orange)

Opponent: 7 by Rice (2013 Liberty)
11 by Iowa (2019 Outback)

MOST PENALTIES

MSU: 21 vs. Clemson (1999 Peach)
11 vs. Tulsa (2020 Armed Forces)
11 vs. Louisville (2017 TaxSlayer)
11 vs. NC State (1963 Liberty)

Opponent: 8 by Clemson (1999 Peach)
7 by Tulsa (2020 Armed Forces)
7 by Kansas (1981 Hall of Fame)

MOST PENALTY YARDS

MSU: 188 vs. Clemson (1999 Peach)
122 vs. NC State (1963 Liberty)

Opponent: 90 by Georgetown (1941 Orange)
82 by Clemson (1999 Peach)
82 by Kansas (1981 Hall of Fame)

FEWEST PENALTIES

MSU: 1 vs. Duquesne (1937 Orange)
2 vs. Louisville (2019 Music City)
2 vs. Rice (2013 Liberty)
2 vs. Miami (Ohio) (2016 St. Petersburg)

Opponent: 0 by Iowa (2019 Outback)
1 by Duquesne (1937 Orange)

FEWEST PENALTY YARDS

MSU: 5 vs. Duquesne (1937 Orange)
20 vs. Louisville (2019 Music City)

Opponent: 0 by Iowa (2019 Outback)
5 by Duquesne (1937 Orange)

MOST FUMBLES

MSU: 5 vs. Kansas (1981 Hall of Fame)
5 vs. Nebraska (1980 Sun)

Opponent: 3 by North Carolina (1974 Sun)
2 by four teams

MOST FUMBLES LOST

MSU: 4 vs. Nebraska (1980 Sun)
2 vs. Texas Tech (2021 Liberty)
2 vs. Louisville (2019 Music City)
2 vs. Louisville (2017 TaxSlayer)
2 vs. Wake Forest (2011 Music City)
2 vs. Air Force (1991 Liberty)

Opponent: 2 by NC State (1963 Liberty)
1 by 11 teams



INDIVIDUAL RECORDS

PASSING

MOST COMPLETIONS

No.	Player	Opponent	Bowl
1.	33 Dak Prescott	Georgia Tech	2014 Orange
2.	32 Will Rogers	Texas Tech	2021 Liberty
3.	29 Will Rogers	Illinois	2023 ReliaQuest
4.	25 Dak Prescott	NC State	2015 Belk
5.	24 Greg Plump	North Carolina	1993 Peach
6.	19 Will Rogers	Tulsa	2020 Armed Forces
7.	18 Chris Relf	Michigan	2011 Gator
8.	17 Tommy Stevens	Louisville	2019 Music City
	17 Dak Prescott	Rice	2013 Liberty
	17 Wayne Madkin	Clemson	1999 Peach

MOST ATTEMPTS

No.	Player	Opponent	Bowl
1.	53 Will Rogers	Texas Tech	2021 Liberty
2.	51 Dak Prescott	Georgia Tech	2014 Orange
3.	44 Will Rogers	Illinois	2023 ReliaQuest
4.	42 Dak Prescott	NC State	2015 Belk
5.	40 Greg Plump	North Carolina	1993 Peach
6.	38 Wayne Madkin	Clemson	1999 Peach
7.	32 Nick Fitzgerald	Iowa	2019 Outback
8.	30 Will Rogers	Tulsa	2020 Armed Forces
9.	28 Dak Prescott	Rice	2013 Liberty
	28 Tyler Russell	Northwestern	2013 Gator
	28 Derrick Taite	NC State	1995 Peach

MOST YARDS

No.	Player	Opponent	Bowl
1.	453 Dak Prescott	Georgia Tech	2014 Orange
2.	380 Dak Prescott	NC State	2015 Belk
3.	290 Will Rogers	Texas Tech	2021 Liberty
4.	287 Greg Plump	North Carolina	1993 Peach
5.	283 Dak Prescott	Rice	2013 Liberty
6.	281 Chris Relf	Michigan	2011 Gator
7.	261 Will Rogers	Illinois	2023 ReliaQuest
8.	221 Tommy Stevens	Louisville	2019 Music City
9.	176 Wayne Madkin	Clemson	1999 Peach
10.	156 Matt Wyatt	Texas	1999 Cotton

MOST TOUCHDOWN PASSES

No.	Player	Opponent	Bowl
1.	4 Dak Prescott	NC State	2015 Belk
2.	3 Dak Prescott	Georgia Tech	2014 Orange
	3 Dak Prescott	Rice	2013 Liberty
	3 Chris Relf	Michigan	2011 Gator
5.	2 Tommy Stevens	Louisville	2019 Music City
	2 Tyler Russell	Northwestern	2013 Gator
	2 Wayne Madkin	Texas A&M	2000 Independence

MOST INTERCEPTIONS THROWN

No.	Player	Opponent	Bowl
1.	4 Tyler Russell	Northwestern	2013 Gator
2.	2 Will Rogers	Illinois	2023 ReliaQuest
	2 Nick Fitzgerald	Iowa	2019 Outback
	2 Chris Relf	Wake Forest	2011 Music City
	2 Greg Plump	North Carolina	1993 Peach
	2 John Bond	Nebraska	1980 Sun

PUNTING

MOST PUNTS

No.	Player	Opponent	Bowl
1.	11 Blake McAdams	UCF	2007 Liberty
	11 Sonny Bruce	Georgetown	1941 Orange

HIGHEST PUNTING AVERAGE

Avg. Player (Punts)	Opponent	Bowl
1. 53.0 Andy Russ (3)	NC State	1995 Peach
2. 50.4 Tucker Day (5)	Iowa	2019 Outback
3. 50.0 Dana Moore (5)	Nebraska	1980 Sun

BLOCKED PUNTS

No.	Player	Opponent	Bowl
	Andre Bennett	NC State	1995 Peach
	Hunter Cornher	Georgetown	1941 Orange

RECEIVING

MOST RECEPTIONS

No.	Player	Opponent	Bowl
1.	9 DeRunnya Wilson	Georgia Tech	2014 Orange
	9 Jameon Lewis	Rice	2013 Liberty
3.	8 Willie Harris	North Carolina	1993 Peach
4.	7 Justin Robinson	Illinois	2023 ReliaQuest
	7 Makai Polk	Texas Tech	2021 Liberty
	7 Fred Ross	NC State	2015 Belk
7.	6 Stephen Guidry	Louisville	2019 Music City
	6 Joe Morrow	Georgia Tech	2014 Orange
	6 Fred Ross	Georgia Tech	2014 Orange

MOST YARDS

No.	Player	Opponent	Bowl
1.	220 Jameon Lewis	Rice	2013 Liberty
2.	127 Willie Harris	North Carolina	1993 Peach
3.	117 Joe Morrow	Georgia Tech	2014 Orange
4.	105 DeRunnya Wilson	Georgia Tech	2014 Orange
5.	102 Fred Ross	Georgia Tech	2014 Orange
6.	96 DeRunnya Wilson	NC State	2015 Belk
7.	81 Justin Robinson	Illinois	2023 ReliaQuest
8.	79 LaDarius Perkins	Michigan	2011 Gator
	79 Mardye McDole	Nebraska	1980 Sun
10.	78 Brandon Holloway	NC State	2015 Belk

MOST TOUCHDOWN RECEPTIONS

No.	Player	Opponent	Bowl
1.	2 Brandon Holloway	NC State	2015 Belk
	2 DeRunnya Wilson	Georgia Tech	2014 Orange
3.	1 Justin Robinson	Illinois	2023 ReliaQuest
	1 Rara Thomas	Texas Tech	2021 Liberty
	1 Stephen Guidry	Louisville	2019 Music City
	1 Osirus Mitchell	Louisville	2019 Music City
	1 Kylin Hill	Iowa	2019 Outback
	1 Fred Ross	NC State	2015 Belk
	1 DeRunnya Wilson	NC State	2015 Belk
	1 Fred Ross	Georgia Tech	2014 Orange
	1 Malcolm Johnson	Rice	2013 Liberty
	1 LaDarius Perkins	Rice	2013 Liberty
	1 Artimus Samuel	Rice	2013 Liberty
	1 Arceto Clark	Northwestern	2013 Gator
	1 Malcolm Johnson	Northwestern	2013 Gator
	1 Michael Carr	Michigan	2011 Gator
	1 Arceto Clark	Michigan	2011 Gator
	1 Arceto Clark	Wake Forest	2011 Music City
	1 Ricco Sanders	Michigan	2011 Gator
	1 Donald Lee	Texas A&M	2000 Independence
	1 Dizenzo Miller	Texas A&M	2000 Independence
	1 Dontae Walker	Clemson	1999 Peach
	1 Lahitia Grant	Texas	1999 Cotton
	1 Olanda Truitt	North Carolina	1993 Peach
	1 Trenell Edwards	Air Force	1991 Liberty
	1 Michael Haddix	Nebraska	1980 Sun
	1 Fred Walters	Duquesne	1937 Orange

RUSHING

MOST ATTEMPTS

No.	Player	Opponent	Bowl
1.	27 Keytaon Thompson	Louisville	2017 TaxSlayer
2.	24 Anthony Dixon	UCF	2007 Liberty
	24 Walter Packer	North Carolina	1974 Sun
4.	23 Donald Ray King	Nebraska	1980 Sun
5.	22 James Johnson	Texas	1999 Cotton
6.	20 Nick Fitzgerald	Iowa	2019 Outback
	20 Vick Ballard	Michigan	2011 Gator
	20 Terry Vitrano	North Carolina	1974 Sun
9.	19 LaDarius Perkins	Northwestern	2013 Gator
10.	18 Nick Fitzgerald	Miami [Ohio]	2016 St. Petersburg

MOST YARDS

No.	Player	Opponent	Bowl
1.	183 Walter Packer	North Carolina	1974 Sun
2.	180 Vick Ballard	Wake Forest	2011 Music City
3.	164 Terry Vitrano	North Carolina	1974 Sun
4.	155 Keytaon Thompson	Louisville	2017 TaxSlayer
5.	143 Dontae Walker	Texas A&M	2000 Independence
6.	134 Nick Fitzgerald	Miami [Ohio]	2016 St. Petersburg
7.	112 James Johnson	Texas	1999 Cotton

MOST RUSHING TOUCHDOWNS

No.	Player	Opponent	Bowl
1.	3 Keytaon Thompson	Louisville	2017 TaxSlayer
	3 Vick Ballard	Michigan	2011 Gator
	3 Dontae Walker	Texas A&M	2000 Independence
2.	2 Nick Fitzgerald	Miami [Ohio]	2016 St. Petersburg
	2 Dak Prescott	Rice	2013 Liberty
	2 Vick Ballard	Wake Forest	2011 Music City
	2 Walter Packer	North Carolina	1974 Sun



Dak Prescott set MSU bowl game records for completions, passing attempts and yards in the Orange Bowl on Dec. 31, 2014. His three passing touchdowns were also a record at the time.



SCORING

MOST POINTS SCORED

No.	Player	Opponent	Bowl
1.	18 Keytaon Thompson	Louisville	2017 TaxSlayer
	18 Vick Ballard	Michigan	2011 Gator
	18 Dontae Walker	Texas A&M	2000 Independence
4.	16 Tim Rogers	NC State	1995 Peach
5.	12 Nick Fitzgerald	Iowa	2019 Outback
	12 Nick Fitzgerald	Miami [Ohio]	2016 St. Petersburg
	12 Brandon Holloway	NC State	2015 Belk
	12 De'Runnya Wilson	Georgia Tech	2014 Orange
	12 Dak Prescott	Rice	2013 Liberty
	12 Vick Ballard	Wake Forest	2011 Music City
	12 Walter Packer	North Carolina	1974 Sun

MOST FIELD GOALS ATTEMPTED

No.	Player	Opponent	Bowl
1.	6 Tim Rogers	NC State	1995 Peach
2.	3 Jace Christmann	Iowa	2019 Outback
	3 Dana Moore	Kansas	1981 Hall of Fame
4.	2 Massimo Biscardi	Illinois	2023 ReliaQuest
	2 Jace Christmann	Louisville	2017 TaxSlayer
	2 Evan Sobiesk	Georgia Tech	2014 Orange
	2 Devon Bell	Northwestern	2013 Gator
	2 Brian Hazelwood	Texas	1999 Cotton
	2 Chris Gardner	North Carolina	1993 Peach
	2 Vic Nickels	North Carolina	1974 Sun
	2 Justin Canale	NC State	1963 Liberty

MOST FIELD GOALS MADE

No.	Player	Opponent	Bowl
1.	5 Tim Rogers	NC State	1995 Peach
2.	3 Jace Christmann	Iowa	2019 Outback
3.	2 Massimo Biscardi	Illinois	2023 ReliaQuest
	2 Evan Sobiesk	Georgia Tech	2014 Orange
	2 Devon Bell	Northwestern	2013 Gator
	2 Vic Nickels	North Carolina	1974 Sun

MISCELLANEOUS

MOST INTERCEPTIONS

No.	Player	Opponent	Bowl
1.	3 Mark McLaurin	Louisville	2017 TaxSlayer
2.	2 Nickoe Whitley	Northwestern	2013 Gator
3.	1 last: Tyrus Wheat and Emmanuel Forbes	Tulsa	2020 Armed Forces
		Tulsa	2020 Armed Forces



Mark McLaurin was named the MVP of the 2017 TaxSlayer Bowl after intercepting a school record three passes in the game.

MSU LONG PLAYS

LONGEST RUSH

No.	Player	Opponent	Bowl
72	Vick Ballard	Wake Forest	2011 Music City

LONGEST PASS

No.	Pass	Opponent	Bowl
81	Chris Relf to LaDarius Perkins	Michigan	2011 Gator

LONGEST PUNT

No.	Player	Opponent	Bowl
82	Ike Pickle	Duquesne	1937 Orange

LONGEST FIELD GOAL

No.	Player	Opponent	Bowl
47	Devon Bell	Northwestern	2013 Gator
47	Dana Moore	Nebraska	1980 Sun

LONGEST PUNT RETURN

No.	Player	Opponent	Bowl
50	Keffer McGee	NC State	1995 Peach

LONGEST KICKOFF RETURN

No.	Player	Opponent	Bowl
62	Glen Young	Nebraska	1980 Sun

LONGEST INTERCEPTION RETURN

No.	Player	Opponent	Bowl
90	Emmanuel Forbes	Tulsa	2020 Armed Forces

OPPONENT LONG PLAYS

LONGEST RUSH

No.	Player	Team	Bowl
75	Lamar Jackson	Louisville	2017 TaxSlayer

LONGEST PASS

No.	Pass	Team	Bowl
75	Nate Stanley to Nick Easley	Iowa	2019 Outback

LONGEST PUNT

No.	Player	Team	Bowl
63	Bucky Scribner	Kansas	1981 Hall of Fame

LONGEST FIELD GOAL

No.	Player	Team	Bowl
52	Caleb Griffin	Illinois	2023 ReliaQuest

LONGEST PUNT RETURN

No.	Player	Team	Bowl
24	Bracey Walker	North Carolina	1993 Peach

LONGEST KICKOFF RETURN

No.	Player	Team	Bowl
41	Martavious Odoms	Michigan	2011 Gator

LONGEST INTERCEPTION RETURN


No.	Player	Team	Bowl
44	Cliff Baskerville	North Carolina	1993 Peach



Chris Relf, named the 2011 Gator Bowl MVP, completed 18 of his 23 passes for 281 yards and three touchdowns, including the longest pass ever by a Bulldog in a bowl game, an 81-yard strike to LaDarius Perkins.



Emmanuel Forbes returned an interception 90 yards for a touchdown in the 2020 Armed Forces Bowl breaking Willie Gay Jr.'s previous record of a 46-yard return in the 2019 Outback Bowl.



MISSISSIPPI STATE DUQUESNE

12 13

January 1, 1937 • Orange Bowl • Miami, Fla.

A desperation 72-yard touchdown pass from tailback Boyd Brumbaugh to end Ernie Heffertie spelled an end to Mississippi State's upset hopes as Duquesne edged the Bulldogs, 13-12, in the first decade of Orange Bowl history.

With time running out, coach John "Little Clipper" Smith's Dukes went to the air. His team had thrown six straight incompletions before Brumbaugh heaved one after fading back all the way to his own 20-yard line. Heffertie cradled it in at the State 25 and scored untouched for the game-winner.

"A shouting, shirt-sleeved crowd of 9,210 went wild when Brumbaugh's bull's eye in the final period pulled the Dukes from almost certain defeat," a local newspaper account detailed.

Coach **Ralph Sasse's** Bulldogs, who ended the year at a hearty 7-3-1 after the postseason clash, scored first on a 10-yard run by back **Ike Pickle**. Pickle later boomed an 82-yard punt for an Orange Bowl record that still stands.

After Brumbaugh plunged 1 yard and a PAT kick put the Dukes of Pittsburgh, Pennsylvania, ahead, 7-6, State reversed the advantage again when tailback **Pee Wee Armstrong** of Meridian lofted a 40-yard touchdown pass to **Fred Walters** of Laurel to give the Bulldogs a 12-7 lead. That same twosome had combined for a 65-yard scoring pass to give MSU a stunning 13-7 upset at Army during the 1935 season.

Armstrong's scintillating passes had provided State with the impetus to gain the lead. His aerial strikes set up Pickle's touchdown run prior to his throw to Walters to gain Mississippi State the lead.

Brumbaugh later found Heffertie for the game-winning TD pass in the fourth quarter. The Dukes edged State after two Bulldog conversion tries had failed.

The narrow loss to Duquesne was a microcosm of the '36 season for State. The Maroons lost three games by a total of 20 points.

Mississippi State	6	6	0	0	=	12
Duquesne	0	7	0	6	=	13

MSU — Pickle 10 run (kick failed)


DU — Brumbaugh 1 run (Brumbaugh kick)

MSU — Walters 40 pass from Armstrong (kick failed)

DU — Heffertie 72 pass from Brumbaugh (kick failed)

	MSU	DU
First Downs	12	14
Rushing Yards	111	199
Passing Yards	159	110
Passes (C-A-I)	8-23-0	5-15-4
Total Offense	270	309
Fumbles-Lost	0-0	0-0
Penalties-Yards	1-5	1-5





#9 MISSISSIPPI STATE #13 GEORGETOWN

14
7

January 1, 1941 • Orange Bowl • Miami, Fla.

The Associated Press proclaimed following State's standout season: "Mississippi State reigns as the undisputed king of football in the Deep South. State's 13-0 trouncing of Alabama and subsequent acceptance of an Orange Bowl bid eliminated any doubt that the Maroons were gridiron kings of these parts."

Almost a year before the United States of America officially entered World War II, Mississippi State downed the Georgetown Hoyas (who reigned strongly in Eastern football circles in those days), 14-7, in the '41 Orange Bowl to end the year with a 10-0-1 record and a No. 9 ranking nationally.

Coach **Allyn McKeen**'s crew scored in the first quarter when tackle **John Tripson** covered a blocked Hoya punt in the end zone and **Wilbur Dees**' extra point gave the Bulldogs a quick 7-0 lead.

State's rugged defense took control in the second quarter after the Bulldogs had jumped ahead 14-0 when tailback **Billy Jefferson** scored on a 2-yard dive play and **Sonny Bruce** kicked the PAT.

Georgetown dented Coach McKeen's vaunted defense for the lone Hoyas' TD of the day in the third quarter when Benny Castiglia hit paydirt on a 2-yard run. But MSU managed good ball control behind the running of tailback **Harvey Johnson** and the defensive work of All-America end **Buddy Elrod** to secure its first bowl win.

State was led by Starkville native **Hunter Corhern**, a captain of the team and an outstanding guard. MSU was considered to have the finest line in the South during the '40 season, a group that boasted three All-Southeastern Conference performers, plus the aforementioned Elrod, a consensus All-America.

When asked to compare all his great teams at Mississippi State, head coach Allyn McKeen said, "Some of the school's greatest wins came during the 1939 season, but I have to go with the 1940 team as my best."

Mississippi State	7	7	0	0	=	14
Georgetown	0	0	7	0	=	7


MSU — Tripson blocked-punt recovery (Dees kick)


MSU — Jefferson 2 run (Bruce kick)

GU — Castiglia 2 run (Lio kick)

	MSU	GU
First Downs	8	14
Rushing Yards	106	125
Passing Yards	52	104
Passes (C-A-I)	5-11-0	10-23-3
Total Offense	158	229
Fumbles-Lost	2-0	1-0
Penalty Yards	71	90

Attendance: 29,554





MISSISSIPPI STATE NC STATE

16
12

December 21, 1963 • Philadelphia Municipal Stadium • Philadelphia, Pa.

Hot coffee froze on press box ledges between kickoff and halftime, but the action on the field was warm enough to offset eight-degree temperatures and 17 mile-per-hour winds outside as coach **Paul Davis'** Bulldogs took a 16-12 win over NC State.

As the Bulldogs capped a 7-2-2 season before their first national television audience on NBC, with the legendary Lindsey Nelson providing play-by-play, at Philadelphia Stadium a blocked punt helped provide MSU's margin of victory for the second bowl game in a row.

In the first quarter, MSU end **Bill McGuire** blocked a Dave Houtz punt at the NC State 26, and fellow end **Tommy Inman** scooped up the loose football and ran it 11 yards for an MSU score. **Justin Canale's** PAT made it 7-0. Quarterback **Sonny Fisher** gave the Bulldogs a little more breathing room later in the quarter as the Laurel, Mississippi, native sprinted three yards for a second touchdown. Canale's extra-point kick failed, but the future pro football standout later redeemed himself.

He gave MSU a 16-0 second-quarter lead with a 43-yard field goal into the gusty wind.

But NC State made a bit of a comeback bid, aided by 122 yards on 11 penalties assessed against the aggressive Bulldogs. The Wolfpack scored the last two touchdowns of the game, but both two-point conversion attempts failed.

Coach Davis and his team had heaters on the State bench and a plexiglas canopy to protect them from the frigid air.

"The defense did a good job all day, especially considering the conditions," Davis said. "We had a stronger line."



Mississippi State	13	3	0	0	=	16
NC State	0	6	0	6	=	12

MSU — Inman 11 blocked-punt return (Canale kick)

MSU — Fisher 3 run (kick failed)

MSU — Canale 43 FG

NCSU — Rossi 1 run (pass failed)

NCSU — Barlow 5 pass from Rossi (pass failed)

	MSU	NCSU
First Downs	16	15
Rushing Yards	53-275	52-176
Passing Yards	28	58
Passes (C-A-I)	3-6-1	5-12-0
Total Offense	303	234
Fumbles-Lost	2-1	2-2
Penalties-Yards	11-122	3-25


Rushing: (MSU) Granger 13-94, Fisher 16-81 1TD, Burrell, 10-69, Hodges 8-21, Sparks 4-18, Edwards 2-(-8);

(NCSU) Rossi 18-67 1TD, Falzarano 12-42, Scarpati 7-22, Kazarsky 7-21, Clark 7-17, Houtz 1-7.

Passing: (MSU) Edwards 1-1-18-0; Fisher 2-5-10-1; **(NCSU)** Rossi 5-12-58-0 1TD.

Receiving: (MSU) Bland 2-17, Inman 1-11; **(NCSU)** Barlow 3-30 1TD, Clark 1-23, Scarpati 1-5.

Attendance: 8,309



MISSISSIPPI STATE NORTH CAROLINA

26 24

December 28, 1974 • Sun Bowl • El Paso, Texas

Mississippi State's 26-24 Sun Bowl win over North Carolina was one of the truly great contests of the 1974-75 bowl season.

Coach **Bob Tyler's** Bulldogs, who finished 9-3 and No. 18 in the nation, set the stage for the game when Most Valuable Offensive Player **Terry Vitrano** took a handoff from quarterback **Rockey Felker** and sprinted 55 yards on the game's opening play.

While a rising fog blanketed the field during most of the first half, Vitrano gained big chunks of real estate to end the day with 164 yards on 20 carries, including a game-winning, 2-yard touchdown run.

That run capped a 6:29 drive that ate most of the fourth-quarter clock, ending at the 3:41 mark. Three times MSU faced third downs on the drive and State faced a fourth-and-2 at the UNC 25-yard line, where Felker called his own number, clawing for 15 yards. Felker then ran eight more yards to set up Vitrano winning score.

The drive reminded both Tyler and Felker of the Bulldogs' 29-28 win over Memphis State earlier in the year, a game in which State drove 98 yards in the closing two minutes for the win.

All-America defensive tackle **Jimmy Webb**, named Most Valuable Defensive Player in the game, registered the most critical of his 12 tackles on the day on a fourth-and-short situation at midfield in the fourth quarter to preserve the MSU win.

MSU's All-SEC tailback **Walter Packer** piled up 183 yards on 24 attempts, scoring on runs of 1 and 16 yards while **Vic Nickels** kicked field goals of 24 and 32 yards.

Mississippi State's 455 yards of rushing, which still stand as a Sun Bowl record, were just a bit much for the Tar Heels, coached by MSU grad Bill Dooley.

"This team was better than we expected in a lot of ways," Tyler said. "I think we're a year ahead. We established unity in our program that usually takes two seasons to establish. I've never been more confident or enthusiastic about the future than I am right now."



Mississippi State	7	3	10	6	=	26
North Carolina	7	0	14	3	=	24

MSU — Packer 1 run (Nickels kick)

UNC — Betterson 1 run (Alexander kick)

MSU — Nickels 24 FG

UNC — Betterson 6 run (Alexander kick)

MSU — Packer 16 run (Nickels kick)

UNC — Jerome 29 pass from Kupec (Alexander kick)

MSU — Nickels 32 FG

UNC — Alexander 26 FG

MSU — Vitrano 2 run (kick failed)

	MSU	UNC
First Downs	25	22
Rushes-Yards	68-455	54-277
Passing Yards	44	125
Passes (C-A-I)	3-8-0	5-15-1
Total Offense	499	402
Fumbles-Lost	1-1	3-0
Penalties-Yards	5-45	2-30

RUSHING: (MSU) Packer 24-183 2TD, Vitrano 20-164 1TD, Felker 14-69, Johnson 7-22, Smith 3-17; (UNC) Voight 17-90, Betterson 19-84 2TD, Oliver 9-57, Lamens 4-32, Jerome 4-14, Kupec 1-(-10).

PASSING: (MSU) Felker 2-7-33-0; Johnson 1-1-11-0; (UNC) Kupec 5-15-125-1 1TD.

RECEIVING: (MSU) Lewis 2-27, Barkum 1-17; (UNC) Norton 2-61, Jerome 2-42 1TD, Waddell 1-22.

Attendance: 26,035



#17 MISSISSIPPI STATE #8 NEBRASKA

17
31

December 27, 1980 • Sun Bowl • El Paso, Texas

The scene was the same as six years earlier in the Sun Bowl when Mississippi State engaged a team that had as much talent as any football power in the nation.

This bowl trip proved to be less successful, however, as coach Tom Osborne's Huskers prevailed in a 31-17 contest.

Mississippi State had won five consecutive regular-season games to enter the contest with a 9-2 record under coach **Emory Bellard**, but Nebraska was just a bit too deep and powerful as the Huskers took a 17-0 halftime lead.

State's high-powered offensive attack, which set school records for total offense and rushing offense, cut the margin to 24-17 behind the option play of freshman quarterback **John Bond** of Valdosta, Georgia. He ran for one touchdown on a 1-yard sneak and hit all-SEC tailback **Michael Haddix** of Walnut, Mississippi, for an 11-yard TD pass and MSU's final touchdown.

The day, however, belonged to Nebraska's defense, which held Bond to minus-8 yards rushing on 16 carries, and to seven completions on 19 attempts with two interceptions.

Sophomore kicker **Dana Moore** from Baton Rouge, Louisiana, booted a 47-yard field goal and had a 64-yard punt, enabling him to achieve an MSU-record, 50-yard punting average for the afternoon.

"I am proud of our team and the season we had," Bellard said. "We just flat out gave Nebraska too many opportunities. Our defense played well enough to win. Looking at what we have, we will be back next year."



Mississippi State	0	0	3	14	=	17
Nebraska	7	10	7	7	=	31

- UN** — Brown 23 run (Seibel kick), 12:30 1st
- UN** — Seibel 22 FG, 3:23 2nd
- UN** — Finn 8 pass from Quinn (Seibel kick), 1:57 2nd
- MSU** — Moore 47 FG, 7:12 3rd
- UN** — Franklin 2 run (Seibel kick), 2:16 3rd
- MSU** — Bond 1 run (Morgan kick), 11:44 4th
- UN** — McCrady 52 pass from Quinn (Seibel kick), 3:21 4th
- MSU** — Haddix 11 pass from Bond (Morgan kick), 1:00 4th

	MSU	UN
First Downs	15	16
Rushes-Yards	53-93	54-159
Passing Yards	102	159
Passes (C-A-I)	7-19-2	9-19-1
Total Offense	195	318
Fumbles-Lost	5-4	1-1
Penalties-Yards	4-30	4-37

RUSHING: (MSU) King 23-96, Haddix 4-14, Wonsley 1-8, McDole 5-7, Collins 1-2, Parenton 2-(-4), Bond 16-(-8), Moore 1-(-21); **(UN)** Franklin 17-67 1TD, Redwine 13-42, Brown 1-23 1TD, Craig 5-13, Steels 2-9, Kotera 2-7, Johnson 3-3, Quinn 11-(-5).

PASSING: (MSU) Bond 7-19-102-2 1TD; **(UN)** Quinn 9-19-151-1 2TD.

RECEIVING: (MSU) McDole 4-69, Price 1-25, Haddix 1-11 1TD, Doss 1-7; **(UN)** McCrady 2-107 1TD, Brown 2-16, Steels 2-14, Davies 1-9, Finn 1-8 1TD, Kotera 1-5.

Attendance: 34,723.



MISSISSIPPI STATE KANSAS

10
0

December 31, 1981 • Legion Field • Birmingham, Ala.

With Defensive Most Valuable Player and All-America linebacker **Johnie Cooks** of Leland, Mississippi, leading a fierce charge, Mississippi State scored its first bowl shutout win by downing the Kansas Jayhawks of the Big Eight Conference, 10-0, to improve its bowl record to 4-2.

It was, indeed, a day for the defense.

The Bulldogs, aided by a steady mist that fell throughout the day, held Kansas to 35 yards rushing on 40 attempts, intercepted a pair of Jayhawk passes, and forced one fumble. State recorded its first shutout since 1979.

Lightning struck early for the Bulldogs as All-SEC defensive back **Rob Fesmire** of Nashville, Tennessee, recovered a Ricky Green fumble on the opening kickoff and the opportunistic Bulldogs scored on the next play. Quarterback **John Bond**, State's Offensive Most Valuable Player and the game's MVP, sprinted 17 yards around right end on the first play from scrimmage and **Bob Morgan's** PAT gave the Bulldogs an early 7-0 lead.

The place kicker **Dana Moore** iced the game with a 22-yard field goal with just over 11 minutes left in the first half for the final margin of victory. The Bulldogs advanced to 8-4 and moved up to No. 17 in the final AP national poll.

Wingback **Danny Knight** of Natchez, Mississippi, contributed a big 37-yard sprint down the left sideline on a third-and-long situation while Cooks, defensive tackles **Glen Collins**, **Earnest Barnes** and a number of unsung heroes on the specialty teams gathered together to provide the Bulldogs with the ingredients necessary for a satisfying bowl win.

"The whole defensive unit played extremely well," MSU head coach **Emory Bellard** said. "We didn't ring the bell quite enough on offense, but we did move the ball down the field a good bit."

Mississippi State	7	3	0	0	=	10
Kansas	0	0	0	0	=	0

MSU — Bond 17 run (Morgan kick)

MSU — Moore 22 FG

	MSU	KU
First Downs	12	14
Rushing Yards	53-236	40-35
Passing Yards	51	171
Passes (C-A-I)	5-16-0	15-31-2
Total Offense	287	206
Fumbles-Lost	5-1	1-1
Penalties-Yards	10-65	7-82

RUSHING: (MSU) Knight 10-79, Bond 17-79 1TD, King 14-38, Haddix 7-25, Windham 3-5, Edwards 1-5, Wonsley 1-5; **(KU)** Taylor 20-61, Jones 7-20, Green 1-(-2), Smith 7-(-9), Frederick 5-(-35).

PASSING: (MSU) Bond 5-16-51-0; **(KU)** Smith 8-22-61-2; Frederick 7-9-110-0.

RECEIVING: (MSU) Haddix 2-16, Price 1-15, Richardson 1-13, Aldredge 1-7; **(KU)** Taylor 7-41, Johnson 3-34, Capers 2-57, Bastin 2-20, Jones 1-19.

Attendance: 41,672





MISSISSIPPI STATE AIR FORCE

15
38

December 29, 1991 • Liberty Bowl • Memphis, Tenn.

A then-record Liberty Bowl crowd of 61,497 looked on as the wishbone-attack of the Air Force Academy spoiled Mississippi State's return to the bowl scene with a 38-15 victory over the Bulldogs in the 33rd annual Liberty Bowl postseason contest.


Directed by All-WAC quarterback and Liberty Bowl MVP Rob Perez, the Falcons piled up 318 net yards rushing while attempting only two passes in this ESPN telecast. A potent ground attack earned AFA a 37:34-22:26 edge in possession time.

The Falcons jumped on MSU early as they posted three-straight touchdowns before the Bulldogs dented the scoreboard just before halftime. AFA scored on a pair of 1-yard plunges by Jason Jones and Perez in the opening stanza. A 35-yard fumble return by Air Force's Shannon Yates at the 6:12 mark of the second quarter stretched the lead to 21-0.

The Bulldogs got on the scoreboard with the final score of the first half, a 4-yard touchdown pass from quarterback **Sleepy Robinson** to tight end **Trenell Edwards**.

After the intermission, AFA added a third-quarter, 20-yard field goal by Joe Wood and a 31-yard touchdown gallop by Scott Hufford to build the Falcons' insurmountable lead to 31-7 with 14:19 remaining in the contest.

Making its first bowl appearance in 10 years, MSU scored its final points on a 7-yard run by fullback **Michael Davis** with 7:23 left on the game clock.



Mississippi State	0	7	0	8	=	15
Air Force	14	7	3	14	=	38

- AFA** — Jones 1 run (Wood kick), 5:07 1st
- AFA** — Perez 1 run (Wood kick), 2:11 1st
- AFA** — Yates 35 fumble return (Wood kick), 6:12 2nd
- MSU** — Edwards 4 pass from Robinson (Gardner kick), 0:35 2nd
- AFA** — Wood 20 FG, 2:31 3rd
- AFA** — Hufford 31 run (Wood kick), 14:19 4th
- MSU** — Davis 7 run (Robinson pass from Jordan), 7:23 4th
- AFA** — Simpson fumble recovery (Wood kick), 6:05 4th

	MSU	AFA
First Downs	18	19
Rushes-Yards	36-163	69-318
Passing Yards	121	10
Passes (C-A-I)	13-24-1	1-2-1
Total Offense	284	328
Fumbles-Lost	3-2	2-0
Penalties-Yards	5-35	4-31
Time of Possession	22:26	37:34

RUSHING: (MSU) Roberts 8-62, Robinson 15-41, Williamson 5-28, Davis 2-18 1TD, Jordan 3-7, Prince 2-7, Galloway 1-0; **(AFA)** Perez 26-114 1TD, Jones 21-73 1TD, Gray 1-33, Hufford 1-31 1TD, Banks 5-23, Baker 4-18, Onuoha 5-12, Young 4-11, Parisi 2-3.

PASSING: (MSU) Robinson 6-12-49-0 1TD; Jordan 7-12-72-1; **(AFA)** Perez 1-2-10-1.

RECEIVING: (MSU) Roberts 4-28, W. Harris 3-37, Edwards 2-25 1TD, Davis 2-19, Prince 1-9, James 1-3; **(AFA)** Wilkie 1-10.

Attendance: 61,497



#24 MISSISSIPPI STATE #19 NORTH CAROLINA

17 21

January 1, 1993 • Georgia Dome • Atlanta, Ga.

Despite jumping out to a 14-0 first-quarter lead, Mississippi State couldn't hold off a North Carolina squad playing an inspired second half as the Tar Heels posted a 21-17 victory in the first Peach Bowl held inside the Georgia Dome.

The Bulldogs jumped on top early, scoring on their first possession when **Greg Plump** found **Olanda Truitt** on a 2-yard touchdown pass. MSU added to that lead when **Kenny Roberts** raced 22 yards on the final play of the first quarter to give the Bulldogs a 14-0 lead.

State had a chance to put the game away in the second quarter, but a pair of Plump-to-Truitt touchdown passes were called back due to Bulldog holding penalties.

Trailing 14-0 at halftime, North Carolina took the second half kickoff and drove 82 yards to score on Natrone Means' 1-yard plunge. Later in the third period, the Tar Heels' Bracey Walker broke through to block a **Todd Jordan** punt and raced 24 yards into the end zone to tie the game at 14-14.

North Carolina took the lead for good early in the fourth quarter when UNC's Cliff Baskerville intercepted a Plump pass and returned it 44 yards for the go-ahead touchdown.

After **Chris Gardner's** 46-yard field goal made the score 21-17, the Bulldogs had their chances to win the game late. MSU drove inside the Tar Heel 30 twice in the game's final three minutes, but an interception and turnover on downs, respectively, doomed the Bulldogs' final chances.



Mississippi State	14	0	0	3	=	17
North Carolina	0	0	14	7	=	21

MSU — Truitt 2 pass from Plump (Gardner kick), 11:09 1st

MSU — Roberts 22 run (Gardner kick), 0:00 1st

UNC — Means 1 run (Pignetti kick), 12:39 3rd

UNC — Walker 24 blocked-punt return (Pignetti kick), 6:38 3rd

UNC — Baskerville 44 interception return (Pignetti kick), 12:36 4th

MSU — Gardner 46 FG, 8:42 4th

	MSU	UNC
First Downs	24	13
Rushes-Yards	41-144	36-149
Passing Yards	296	106
Passes (C-A-I)	25-45-2	7-17-2
Total Offense	450	255
Fumbles-Lost	1-0	1-1
Penalties-Yards	9-87	4-36
Time of Possession	34:33	25:27

RUSHING: (MSU) Roberts 9-64 1TD, Davis 10-32, T. James 6-24, Prince 5-19, Jordan 1-9, Hudson 1-5, Truitt 1-0, Plump 8-(-9); **(UNC)** Means 21-128 1TD, Faulkerson 4-9, Thomas 9-6, Jordan 1-3, Brooks 1-3.

PASSING: (MSU) Plump 24-40-2 287 1TD, Jordan 1-4-0 9, Hudson 0-1-0 0; **(UNC)** Thomas 7-16-2 106, Jerry 0-1-0 0.

RECEIVING: (MSU) Wi.Harris 8-127, Roberts 5-49, Truitt 3-31 1TD, Prince 2-23, Clanton 2-21, James 2-0, Ward 1-20, C.Jones 1-16, Knight 1-9; **(UNC)** Brooks 2-60, Jerry 2-20, Means 1-15, Holliday 1-13, Felton 1-(-2).

Attendance: 69,125



#16 MISSISSIPPI STATE

#23 NC STATE

24

28

January 2, 1995 • Georgia Dome • Atlanta, Ga.

For the second time in three years, Mississippi State earned a berth in the Peach Bowl. And for the second time in three years, the Bulldogs held a third-quarter lead over its counterpart. But again, State could not maintain that advantage, dropping a 28-24 decision to NC State.

Like it had done two years prior, Mississippi State gained an early advantage in this Peach Bowl match-up. Place kicker **Tim Rogers**, MSU's Offensive Player of the Game, booted a 37-yard field goal just 2:21 into the contest, and the Bulldogs had a 3-0 advantage. It would be the first of a bowl-record and school-standard tying five field goals for Rogers.

But, as NC State was able to do throughout the game, the Wolfpack erased that early lead. Running back Tremayne Stephens capped an 80-yard drive with a 2-yard touchdown run to give NCSU a 7-3 lead.

Rogers and Steve Videtich traded field goals around the first-quarter break before the Bulldogs mounted a touchdown drive of their own. Senior running back **Michael Davis** scored from 11 yards out to give MSU a 13-10 edge.

A pair of big plays opened the door for the Bulldogs to take control of the game as the second half began. Forcing the 'Pack to punt on their first series of the second half, **Andre Bennett** blocked the NC State kick into the end zone for a safety, and MSU had a two-point lead.

On the ensuing free kick, **Keffer McGee** returned the punt an MSU-bowl-record 50 yards, putting the Bulldogs in business at the NCSU 15-yard line. Unable to advance the ball into the end zone, State settled for a Rogers field goal and its lead was just 18-13.

Three plays later, however, **Larry Williams**, State's Defensive Player of the Game, put his team back in scoring position with a standout defensive play. On a second-and-16 play from the NCSU 30, Williams sacked quarterback Terry Harvey, stripped him of the football, and then recovered the pignskin at the 21.

But once again, the Bulldog attack was not able to capitalize, and Rogers was forced to convert a 36-yard field goal.

Rejuvenated by the disaster averted, NC State struck for a game-tying touchdown and two-point conversion at the close of the third period. Harvey hit Dallas Dickerson from three yards out for the score, and then ran for the extra points.

The Wolfpack used a big play of their own, a 62-yard pass play to set up their go-ahead score. Freshman fullback Carlos King bulled in from 11 yards away and State was down 28-21.

Mississippi State	6	7	8	3	=	24
NC State	7	6	8	7	=	28

MSU — Rogers 37 FG, 12:29 1st

NCSU — Stephens 2 rush (Videtich kick), 9:21 1st

MSU — Rogers 21 FG, 2:57 1st

NCSU — Videtich 45 FG, 13:21 2nd

MSU — Davis 11 run (Rogers kick), 7:29 2nd

NCSU — Videtich 36 FG, 0:08 2nd

MSU — Safety (blocked punt), 13:27 3rd

MSU — Rogers 29 FG, 10:45 3rd

MSU — Rogers 36 FG, 8:36 3rd

NCSU — Dickerson 3 pass from Harvey (Harvey run), 1:12 3rd

NCSU — King 11 run (Videtich kick), 13:06 4th

MSU — Rogers 30 FG, 4:47 4th

	MSU	NCSU
First Downs	16	20
Rushes-Yards	35-117	48-172
Passing Yards	185	164
Passes (C-A-I)	14-29-0	14-25-1
Total Offense	302	336
Fumbles-Lost	0-0	2-1
Penalties-Yards	6-53	2-15
Time of Possession	26:49	33:11

RUSHING: (MSU) Davis 13-51 1TD, Bouie 12-51, McCrary 3-10, Moulds 2-10, Clark 2-(-1), Taite 3-(-4); (NCSU) Stephens 21-105 1TD, King 6-38 1TD, Brown 7-25, Hill 1-4, Fitzgerald 3-3, Bender 2-3, Harvey 7-0, Grissett 1-(-6).

PASSING: (MSU) Taite 13-28-0 141, Clark 1-1-0 44; (NCSU) Harvey 11-18-0 139 1TD, Bender 3-7-1 25.

RECEIVING: (MSU) McCrary 3-39, C. Jones 3-39, Watkins 3-20, McGee 2-62, Bouie 1-11, M. Brown 1-9, Moulds 1-5; (NCSU) Dickerson 3-31 1TD, Grissett 2-68, Guffie 2-30, King 2-9, Fitzgerald 2-5, Stephens 1-9, Thomas 1-8, Hill 1-4.

Attendance: 64,902

SOUTHWESTERN BELL
COTTON BOWL
 CLASSIC

#23 MISSISSIPPI STATE
#20 TEXAS

11
38

January 1, 1999 • Cotton Bowl • Dallas, Texas

Playing in their first traditional New Year's Day bowl game since the 1941 Orange Bowl, the Bulldogs faced an enormous task in trying to stop the University of Texas and its Heisman Trophy winner Ricky Williams. Behind Williams' then-Cotton Bowl-record 203 yards rushing and two touchdowns, the Longhorns snapped their seven-game losing slide to **Jackie Sherrill** and defeated Mississippi State 38-11 in the Southwestern Bell Cotton Bowl Classic.

Texas struck early in the contest behind the arm of quarterback Major Applewhite. The freshman found Wayne McGarity late in the opening period on a 59-yard scoring strike, giving Texas an early 7-0 lead.

The Longhorns took advantage of good field position and a long pass play to take a 14-0 lead, as Applewhite again called McGarity's number for a 52-yard touchdown with 5:11 to go in the first half.

Mississippi State would close out the scoring in the half with a 39-yard field goal from senior **Brian Hazelwood**.

After showcasing their passing game in the first half, Texas began to exploit a tired Bulldog defense with a running game that featured the NCAA's career rushing leader in Williams, who got the scoring started in the second half with a 37-yard gallop to stretch the Longhorns' lead to 21-3 just 2:26 into the second half. A Kris Stockton field goal would extend the UT lead to 24-3 six minutes later.

The Bulldog offense, led by **James Johnson's** 112 yards on the ground, still struggled to find its niche against a stubborn Texas defense. An injury to star all-purpose receiver **Kevin Prentiss** in the opening half made their task even more difficult. Unable to keep the weary MSU defense off the field, the Bulldogs were victimized by another Williams' scoring run at the 2:42 mark of the third period as Texas grabbed control of the contest with a 31-3 advantage.



Mississippi State	0	3	0	8	=	11
Texas	7	7	24	0	=	38

- UT** — McGarity 59 pass from Applewhite (Stockton kick), 2:17 1st
- UT** — McGarity 52 pass from Applewhite (Stockton kick), 5:11 2nd
- MSU** — Hazelwood 39 FG, 2:32 2nd
- UT** — R. Williams 37 run (Stockton kick), 12:34 3rd
- UT** — Stockton 47 FG, 6:39 3rd
- UT** — R. Williams 2 run (Stockton kick), 2:42 3rd
- UT** — Cavit 18 pass from Applewhite (Stockton kick), 0:14 3rd
- MSU** — Grant 5 pass from Wyatt (J. Johnson rush), 10:07 4th

	MSU	UT
First Downs	18	27
Rushes-Yards	32-87	43-238
Passing Yards	205	225
Passes (C-A-I)	16-40-1	15-26-0
Total Offense	292	463
Fumbles-Lost	2-1	1-0
Penalties-Yards	9-89	5-55
Time of Possession	27:59	32:01

RUSHING: (MSU) J.Johnson 22-112, D.McKinley 2-7, Rainey 1-2, Prather 1-(-3), Madkin 4-(-11), Wyatt 2-(-20); (UT) R.Williams 30-203 2TD, Mitchell 7-26, Brown 3-15, Applewhite 3-(-6).

PASSING: (MSU) Wyatt 12-24-0 156 1TD, Madkin 4-16-1 49; (UT) Applewhite 15-26-0 225 3TD.

RECEIVING: (MSU) Grant 4-62 1TD, K.Cooper 4-38, Love 2-33, Kelly 2-14, J.Johnson 1-22, D.McKinley 1-20, Prentiss 1-8, Butler 1-8; (UT) R.Williams 5-45, McGarity 4-132 2TD, Cavit 3-31 1TD, Lewis 2-26, Nunez 1-(-9).

Attendance: 72,611



#15 MISSISSIPPI STATE CLEMSON

17 7

December 30, 1999 • Georgia Dome • Atlanta, Ga.

Behind the impetus that had been the key all season — defense — Mississippi State downed Clemson, 17-7, in the 1999 Chick-fil-A Peach Bowl in Atlanta's Georgia Dome.

The win gave State its 10th victory of the season, grouping the '99 Bulldogs with MSU's '40 edition which also posted 10 victories.

MSU notched the win despite allowing the most yardage it had all season (391), with 301 of that coming from quarterback Brandon Streater who passed 50 times in the game.

Defense was the norm in the first half for both squads as the teams played to a scoreless tie at halftime. The closest either team got to a score in the first half was when Clemson advanced to State's 9-yard line late in the first quarter. But Tiger Tony Lazzara's field goal attempt was blocked by Bulldog senior **Robert Bean**, who registered his seventh career blocked kick.

State wasted little time breaking the scoring ice in the second half. After **Pig Prather** returned the opening kickoff after intermission 45 yards to the MSU 47-yard line, the Bulldogs drove 31 yards on seven plays to set up a 39-yard field goal from **Scott Westerfield** at the 12:39 mark.

Three possessions later, Clemson threatened to answer, driving to the State 13 where it faced a fourth-and-7. The Tigers elected to go for it, but the MSU defense held firm, with defensive lineman **John Hilliard** batting down a Streater pass.

The quarter would end with State leading 3-0. The fourth quarter would be quite a different story in terms of point production, as the teams combined for three touchdowns in the final frame.

State extended its lead to 10-0 on the first full drive of the final period, going 43 yards on 10 plays with quarterback **Wayne Madkin** scrambling for a 2-yard score. The drive was set up at Clemson's 43-yard line on an interception by Bulldog **Eugene Clinton**, one of five State pickoffs in the contest.

Clemson would answer on the ensuing possession with its only score of the night. The Tigers drove 70 yards on eight plays with Streater diving in from a yard out.

But State was not intimidated. The Bulldogs answered that challenge with a solid eight-play, 57-yard charge of their own. Madkin, the game's Most Valuable Offensive Player, found tailback **Dontae Walker** on the left side and Walker jaunted 15 yards for the touchdown which iced the game for MSU at 17-7 with 4:31 remaining in regulation.



Mississippi State	0	0	3	14	=	17
Clemson	0	0	0	7	=	28

MSU — Westerfield 39 FG, 12:39

MSU — Madkin 2 run (Westerfield kick), 11:40

CU — Streater 1 run (Lazzara kick), 8:15

MSU — D.Walker 15 pass from Madkin (Westerfield kick), 4:31

	MSU	CU
First Downs	16	24
Rushes-Yards	33-89	34-85
Passing Yards	176	306
Passes (C-A-I)	17-38-0	25-56-5
Total Offense	265	391
Fumbles-Lost	2-1	1-1
Penalties-Yards	21-188	8-82
Time of Possession	30:41	29:19

RUSHING: (CU) Rambert 18-70, Dantzler 9-8, Streater 4-7 1TD, Wofford 1-5, Witherspoon 1-2, Zachery 1-(-7). (MSU) Madkin 5-37 1TD, Miller 10-24, D.Walker 9-18, Rainey 3-14, Griffith 3-1, Gibson 1-0, Team 2-(-5).

PASSING: (CU) Streater 24-44-4-301, Dantzler 1-6-1-5. (MSU) Madkin 17-38-0-176 1TD.

RECEIVING: (CU) Gardner 7-75, Wofford 6-147, Lawyer 5-46, Cyrgalis 2-21, Rambert 2-8, Bailey 1-9, Seth 1-3, Reames 1-(-3). (MSU) Miller 3-54, Sirmones 2-21, D.Walker 2-20 1TD, Griffith 2-14, McCaskey 2-9, M.Butler 1-21, Love 1-20, Huntington 1-6, Lee 1-5, Gibson 1-3, Belcher 1-3.

Attendance: 73,315



MISSISSIPPI STATE TEXAS A&M

43 41 (OT)

December 31, 2000 • Independence Bowl • Shreveport, La.

Willie Blade blocked an extra point, **Julius Griffith** ran it to the end zone for a two-point conversion, and **Wayne Madkin** scored from 6 yards out — all in overtime — to give Mississippi State a hard-fought, 43-41 decision over Texas A&M in the snow-filled Independence Bowl.

The Aggies took advantage of a couple of early MSU miscues on the snow-covered field to take a 14-0 edge seven minutes into the game. After scoring following a mishandled MSU snap just over two minutes into the contest, A&M continued to control momentum on fullback Ja'Mar Toombs' 4-yard plunge. Toombs had a game-high 193 yards.

Jackie Sherrill's Bulldogs fought back in the second quarter. With Toombs running through the State defense, **Dontae Walker** returned the favor to the Aggie stoppers, tallying 143 yards of his own. The sophomore took a handoff up the middle and scurried for 40 of those yards over the goal line to cut the lead.

With just over a minute until halftime, State scored behind Madkin. After the junior quarterback rushed for 10 yards, he connected on two pass plays, the second a 4-yard score to **Dicenzo Miller** to tie the game at 14.

A&M bounced back with 31 seconds left in the half to take a 20-14 lead into the locker room. Quarterback Mark Farris lofted a ball high and deep into the heavy falling snow, finding Robert Ferguson on a 42-yard score.

The Aggies tried to put the game out of reach with two fourth-quarter touchdowns. On the opening play of the period, Farris once again went deep, this time connecting with Bethel Johnson on a 35-yard strike. A two-point conversion put the Aggies up 28-21. Toombs extended the lead on the following possession, rushing in from 13 yards to give A&M a 35-21 edge.

Walker cut the lead back to seven as he rushed in from 32 yards out, and, after a **Marco Minor** interception put MSU at the Aggie 4-yard line, Madkin found tight end **Donald Lee** in the end zone for the touchdown that sent the game into overtime, tied 35-35.

In the extra session, Toombs rushed in from 25 yards out on the first play to put A&M up 41-35. Blade reached up and blocked the Aggie extra point try. **Eugene Clinton** picked up the loose ball and pitched to Griffith who ran it in for two points.

Faced with a must-score situation on State's first overtime try, Madkin rushed down to the Aggies' 6-yard line and then took a keeper into the end zone to clinch the 43-41 win in what has become known as "Snow Bowl 2000".

Mississippi State	0	14	7	14	8	=	43
Texas A&M	14	6	0	15	6	=	41

TAMU — Whitaker 9 run (Kitchens kick), 12:56, 1st

TAMU — Toombs 4 run (Kitchens kick), 8:06, 1st

MSU — Walker 40 run (Westerfield kick), 9:22, 2nd

MSU — Miller 4 pass from Madkin (Westerfield kick), 7:22, 2nd

TAMU — Ferguson 42 pass from Farris (Kitchens kick failed), 0:46, 2nd

MSU — Walker 1 run (Westerfield kick), 11:55, 3rd

TAMU — Johnson 35 pass from Farris (Whitaker rush), 14:51, 4th

TAMU — Toombs 13 run (Kitchens kick), 9:20, 4th

MSU — Walker 32 run (Westerfield kick), 8:17, 4th

MSU — D.Lee 3 pass from Madkin (Westerfield kick), 1:30, 4th

TAMU — Toombs 25 run (Kitchens kick failed)

MSU — Griffith PAT return

MSU — Madkin 6 yd run

	MSU	TAMU
First Downs	16	14
Rushes-Yards	40-246	47-209
Passing Yards	71	133
Passes (C-A-I)	9-19-0	9-11-1
Total Offense	317	342
Fumbles-Lost	4-1	1-1
Penalties-Yards	6-45	7-71
Time of Possession	28:59	31:01

RUSHING: (MSU) Walker 16-143 3TD, Miller 11-48, Jus. Griffith 2-17, Madkin 11-38 TD. **(TAMU)** Toombs 35-193 3TD, Whitaker 8-16 TD, Weber 2-2, Farris 2-(-2).

PASSING: (MSU) Madkin 9-19-0-71 2TD. **(TAMU)** Farris 9-11-1-133 2TD.

RECEIVING: (MSU) Miller 4-30 TD, D.Lee 2-29 TD, Lindsey 1-7, Butler 1-3, Jus. Griffith 1-2. **(TAMU)** Ferguson 3-54 TD, Toombs 2-(-4), Johnson 1-35 TD, Porter 1-31, Taylor 1-15, Weber 1-2.

Attendance: 36,974



MISSISSIPPI STATE UCF

10
3

December 29, 2007 • Liberty Bowl Memorial Stadium • Memphis, Tenn.

Mississippi State cashed in on UCF's fourth turnover of the game, marching to the lone touchdown of the day late in the fourth quarter, to defeat the Knights 10-3 in the 49th renewal of the AutoZone Liberty Bowl, a game that was otherwise very defensive in nature.

With the win, MSU ended the 2007 season at 8-5, its most wins since 2000, and improved to 2-0 all-time over UCF which ended the year 10-4 after winning its last seven games and claiming the Conference USA crown. The Bulldogs also improved to 7-6 all-time in bowl games with the victory.

The late score, a 1-yard plunge by running back **Anthony Dixon**, came with just 1:54 remaining in the game. It capped a 10-play, 59-yard drive, State's longest of the day by almost 20 yards, that was setup by Bulldog **Keith Fitzhugh's** interception of Knight quarterback Kyle Israel, his third throwing miscue of the contest.

But until that point in the game, neither team had generated much offense in a game very much controlled by the defenses. Only two second quarter field goals - one by each team - graced the scoreboard in the first three quarters and the teams would combined for just 418 yards of total offense in the affair.

After a scoreless first quarter started what tied the lowest scoring first half in Liberty Bowl history, UCF finally broke scoring ice after gaining excellent field position at the Bulldog 46 early in the second period. The Knights then moved the ball 18 yards to set up a Michael Torres 45-yard field goal that just cleared the crossbar. UCF led 3-0 with 11:49 to go before the intermission.

After the Knights forced a State punt on the next drive, the Bulldogs got their first break of the afternoon. MSU's **Derek Pegues**, named the game's Most Valuable Player, picked off a pass at the Knight 46 and returned it 40 yards to the 6-yard line. UCF stood strong, however, and held MSU to a 22-yard **Adam Carlson** field goal, tying the game at the 6:02 mark.

UCF would have scoring chances on two consecutive drives in the third and fourth quarters but Torres, who came into the game having hit 19-of-21 field goals on the year, would miss from 32 and 37 yards on those drives, negating some offensive momentum that the Knights had built at that point in the contest.

Dixon ended the day with 86 yards on 24 carries for the Bulldogs, who managed just 198 yards from scrimmage the entire game.

The game's attendance of 63,816 established a Liberty Bowl record. The previous record of 61,497 was set in 1991 when the Bulldogs played Air Force.

UCF	0	3	0	0	=	3
Mississippi State	0	3	0	7	=	10

UCF — Torres 45 FG, 11:49, 2nd
MSU — Carlson 22 FG, 6:02, 2nd
MSU — Dixon 1 run,(Carlson kick), 1:54, 4th

	UCF	MSU
First Downs	13	10
Rushes-Yards	47-131	41-160
Passing Yards	88	39
Passes (C-A-I)	10-24-3	8-20-1
Total Offense	219	199
Fumbles-Lost	2-1	0-0
Penalties-Yards	3-25	5-45
Time of Possession	31:08	28:52

RUSHING: (UCF) Smith 35-119, Israel 11-13, Francis 1-(-1). **(MSU)** Dixon 24-86 TD, Burks 2-25, Carroll 6-21, Ducre 6-20, Smith 1-5, Hart 1-4, Team 1-(-1).

PASSING: (UCF) Israel 10-24-3-88. **(MSU)** Carroll 8-18-1-39, Henig 0-2-0-0.

RECEIVING: (UCF) Smith 3-12, Ross 2-27, Rabazinski 2-26, Watters 2-13, Aiken 1-10. **(MSU)** Ducre 3-10, Smith 2-7, Dixon 1-10, Hart 1-8, Burks 1-4.

Attendance: 63,816





#21 MISSISSIPPI STATE MICHIGAN

52 14

January 1, 2011 • EverBank Field • Jacksonville, Fla.

It was an offensive clinic from start to finish for Mississippi State, as the Bulldogs manufactured 485 total yards en route to a dominating 52-14 win against Michigan in the 66th annual Gator Bowl at EverBank Field.

Mississippi State set several school bowl records with points scored (52) and margin of victory (38). In addition, the 485 total yards of offense were second only to the 499 gained against North Carolina in the 1974 Sun Bowl at game's end.

Chris Relf, named the game's MVP, completed 18 of his 23 passes for 281 yards and three touchdowns. Relf, a junior from Montgomery, Alabama, also scored on the ground from 1-yard out and finished with 311 total yards.

As prolific as MSU's offense was, so too was the defense. The Bulldogs held the Wolverines (7-6) to 342 yards, with 153 coming in the opening quarter. Michigan did enjoy a 14-10 lead after the first frame, but failed to score another point the remainder of the game.

Quarterback Denard Robinson was limited to a season-low 51 yards after grounding out 59 in the first quarter. Robinson's arm produced the game's first points when he connected with Roy Roundtree for a 10-yard scoring strike. MSU quickly answered, though, and evened the score when Relf hit **Arceto Clark** from 4 yards out.

On their next possession, the Bulldogs took their first lead at 10-7 on a 42-yard field goal by **Derek DePasquale**. Back came the Wolverines, however, who went back on top following a 27-yard touchdown pass from Robinson to Martavious Odoms.

That play, though, would be Michigan's last highlight of the game. From that point, it was all Mississippi State.

With 11:38 left in the first half, **Vick Ballard** scored the first of his three touchdowns to give MSU a 17-14 lead. Then with 6:35 remaining, Relf found the end zone to extend the advantage to 24-14.

But the Bulldogs weren't done, as they scored again with 25 seconds left, this time on a 15-yard pass from Relf to **Ricco Sanders**, his first career TD reception, for a 31-14 lead.

In the second half, the Bulldogs, who converted 9 of their 17 third-down attempts and were 5-of-5 on fourth down, got two more touchdowns from Ballard covering 1 and 7 yards. Ballard finished the year with 19 rushing touchdowns, breaking the single-season mark of 16 set by **Jackie Parker** in 1952.

MSU's final points were the result of a 31-yard pass from Relf to **Michael Carr**, the first touchdown of his career.

Mississippi State	10	21	14	7	=	52
Michigan	14	0	0	0	=	14

- MICH** - Roundtree 10 pass from Robinson (Gibbons kick), 10:56, 1st
- MSU** - Arceto Clark 4 yd pass from Chris Relf (D. DePasquale kick), 5:31, 1st
- MSU** - D. DePasquale 42 yd field goal, 2:23, 1st
- MICH** - Odoms, M. 27 yd pass from Robinson, D. (Gibbons, B. kick), 0:34, 1st
- MSU** - Vick Ballard 2 yd run (D. DePasquale kick), 11:38, 2nd
- MSU** - Chris Relf 1 yd run (D. DePasquale kick), 6:35, 2nd
- MSU** - Ricco Sanders 15 yd pass from Chris Relf (D. DePasquale kick), 0:25, 2nd
- MSU** - Vick Ballard 1 yd run (D. DePasquale kick), 6:19, 3rd
- MSU** - Vick Ballard 7 yd run (D. DePasquale kick), 0:10, 3rd
- MSU** - Michael Carr 31 yd pass from Chris Relf (D. DePasquale kick), 10:31, 4th

	MSU	MICH
First Downs	26	17
Rushes-Yards	58-204	25-88
Passing Yards	281	254
Passes (C-A-I)	18-23-1	27-41-1
Total Offense	485	342
Fumbles-Lost	0-0	1-1
Penalties-Yards	3-23	5-40
Time of Possession	35:15	24:45

RUSHING: (MSU) Vick Ballard 20-76; L. Perkins 9-40; Robert Elliott 6-36; Chris Relf 15-30; Adrian Marcus 7-24; Tyler Russell 1-minus 2. (Michigan) Robinson, D. 11-59; Shaw, Michael 4-19; Smith, Vincent 7-13; Toussaint, F. 2-5; Grady, Kelvin 1-minus 8.

PASSING: (MSU) Chris Relf 18-23-1-281. (Michigan) Robinson, D. 27-41-1-254.

RECEIVING: (MSU) Chris Smith 4-46; Michael Carr 3-65; Arceto Clark 3-45; L. Perkins 2-79; Ricco Sanders 2-23; Brandon Heavens 2-12; Vick Ballard 2-11. (Michigan) Roundtree, Roy 9-53; Stonum, Darryl 7-59; Hemingway, J. 4-49; Koger, Kevin 2-42; Smith, Vincent 2-17; Odoms, M. 1-27; Toussaint, F. 1-5; Shaw, Michael 1-2.

Attendance: 68,325



MISSISSIPPI STATE WAKE FOREST

23 17

December 30, 2011 • LP Field • Nashville, Tenn.

Donning the maroon and white for the final time, senior running back **Vick Ballard** put the team on his back as he rushed for a career-high 180 yards and two touchdowns to propel Mississippi State to a 23-17 victory against Wake Forest in the Franklin American Mortgage Music City Bowl.

The Pascagoula, Mississippi, native was named MVP, while his production was the second best in MSU bowl history.

It was the Bulldogs' fifth consecutive bowl win, a streak that tied Rutgers for the longest in the nation at the time. MSU also improved to 9-6 in bowl outings, with a 4-2 mark against ACC foes.

Ballard deserves a bulk of the credit for MSU's latest achievement, breaking free down the sidelines for a 60-yard scoring scamper with 34 seconds left in the opening quarter to even the game at 7-apiece after the Demon Deacons had scored on a 14-yard run by Brandon Pendergrass.

In the second quarter, Mississippi State turned to its passing game to take the lead for good when senior quarterback **Chris Relf** connected with a wide open **Arceto Clark** for a 31-yard scoring strike and a 13-7 advantage following the missed PAT. The touchdown was set up when junior defensive end and All-American **Fletcher Cox** blocked a Wake Forest field goal.

The final points of the half resulted in a 33-yard **Derek DePasquale** field goal which put MSU up, 16-7.

In the second half, though, Wake Forest grabbed the early momentum when Tommy Bohanon closed the gap to 16-14 on a 1-yard plunge. However, it would be as close as the Demon Deacons would get.

Ballard made sure of that in the fourth quarter when he broke free for a 72-yard touchdown, the longest in MSU bowl history, to swell the lead to 23-14.

Wake would score again on a 46-yard field goal by Jimmy Newman, but from that point the MSU defense thwarted any comeback hopes by taking its play to another level.

Offensively, MSU outgained Wake, 382-287. Relf threw for 129 yards on 12-of-19 passing, while also rushing for another 64 yards.

The defense was led by the play of Cox and **Corey Broomfield**, who registered a career-best two tackles behind the line of scrimmage to go along with a team-high nine tackles. It was a unit that recorded 6.0 sacks, the most since having 7.0 in a 47-35 home win against No. 3 Florida on Sept. 30, 2000.



Mississippi State	7	9	0	7	=	23
Wake Forest	7	0	7	3	=	17

WF — Pendergrass 14 run (Newman kick), 4:24 1st

MSU — Vick Ballard 60 run (DePasquale kick), 3:04 1st

MSU — Arceto Clark 31 pass from Chris Relf (DePasquale kick failed), 12:41 2nd

MSU — DePasquale 33 yd field goal, 5:44 2nd

WF — Bohanon 1 run (Newman kick), 11:00 3rd

MSU — Vick Ballard 72 run (DePasquale kick), 12:53 4th

WF — Newman 46 yd field goal, 3:27 4th

	MSU	WF
First Downs	14	21
Rushes-Yards	39-253	38-63
Passing Yards	129	224
Passes (C-A-I)	12-20-2	26-48-0
Total Offense	382	287
Fumbles-Lost	3-2	0-0
Penalties-Yards	6-48	5-39
Time of Possession	24:10	35:50

RUSHING: (MSU) Ballard 14-180, Relf 15-64, Perkins 6-15, Team 2-(-2), Bumphis 2-(-4). **(WF)** Pendergrass 24-73, Reynolds 2-8, Givens 2-6, Bohanon 1-1, Team 1-(-1), Price 8-(-24).

PASSING: (MSU) Relf 12-19-2-129. **(WF)** Price 24-46-0-214, Wulfbeck 1-1-0-1, Davis 1-1-0-9.

RECEIVING: (MSU) Smith 5-47, Clark 2-38, Ballard 2-9, M. Johnson 1-37, Perkins 1-1, Bumphis 1-(-3). **(WF)** Campanaro 10-128, Givens 9-54, Pendergrass 2-19, Parker 2-9, Price 1-9, Demby 1-4, Bush 1-1.

Attendance: 55,208

20 34



MISSISSIPPI STATE #20 NORTHWESTERN

January 1, 2013 • EverBank Field • Jacksonville, Fla.

The No. 20 Northwestern Wildcats (10-3) downed the Mississippi State Bulldogs (9-5), 34-20, in the TaxSlayer.com Gator Bowl.

Northwestern wasted no time getting on the board when Quentin Williams returned a **Tyler Russell** interception 29 yards just 47 seconds into the game.

Jeff Budzien added a pair of field goals on the Wildcats next two drives from 34 and 37 yards, respectively. The Bulldog defense then stopped the Northwestern offense on back-to-back drives leading to MSU's first points of the day.

Devon Bell got the scoring going with a 27-yard field goal. After MSU forced a three-and-out, Russell connected with **Arceto Clark** for an 18-yard touchdown and sent State to the locker room only trailing by three.

Nickoe Whitley stopped Northwestern's first drive of the second half with the first of his two interceptions on the day. Three minutes later, Bell tied his career-long with a 47-yard field goal to square the game at 13 apiece.

The Wildcats quickly retook the lead with a six-play, 76-yard drive that only took 1:12 off the clock and then added another touchdown with 1:35 left in the third quarter to take 27-13 lead into the final stanza.

MSU tacked on another touchdown when Russell floated a pass to **Malcolm Johnson** in the center of the end zone just 3:18 into the fourth quarter.

The MSU defense forced another three-and-out on Northwestern's next drive but, Russell's fourth interception of the day was returned 44 yards to the 5-yard line. The Wildcats punched in their final touchdown to secure the win.

Josh Robinson finished the game as State's leading rusher with 91 yards on seven carries. Junior **LaDarius Perkins** added 85 yards on 19 carries.

Clark finished with three catches for 36 yards and a touchdown, while Johnson hauled in two catches for 24 yards and a score. **Chad Bumphis** also grabbed three catches for 18 yards in his final game as a Bulldog.

Russell completed 12-of-28 for 106 yards, two touchdowns and four interceptions.



Mississippi State	0	10	3	7	=	20
Northwestern	10	3	14	7	=	34

- NU** - Williams 29 yd interception return (Budzien kick), 14:13 1st
- NU** - Budzien 34 yd field goal, 4:49 1st
- NU** - Budzien 37 yd field goal, 14:48 2nd
- MSU** - Devon Bell 27 yd field goal, 4:48 2nd
- MSU** - Arceto Clark 18 yd reception from Tyler Russell (Bell kick), 1:06, 2nd
- MSU** - Bell 47 yd field goal, 10:37 3rd
- NU** - Jones 3 yd run (Budzien kick), 9:25 3rd
- NU** - Siemian 4 yd run (Budzien kick), :26 3rd
- MSU** - Malcolm Johnson 14 yd reception from Russell (Bell kick), 11:42 4th
- NU** - Mark 3 yd run (Budzien kick) 8:10 4th

	MSU	NU
First Downs	18	19
Rushes-Yards	33-186	40-161
Passing Yards	106	196
Passes (C-A-I)	12-29-4	21-36-3
Total Offense	292	357
Fumbles-Lost	0-0	1-0
Penalties-Yards	6-47	2-20
Time of Possession	26:12	33:48

RUSHING: (MSU) Perkins 19-91, Robinson 7-91, Prescott 2-20, Bumphis 1-3, Russell 4-11. **(NU)** Colter 11-73, Mark 13-60, Siemian 2-14, Jones 6-14, Trumpy 3-7, Riley 2-5, Team 3-0.

PASSING: (MSU) Russell 12-28-4-106, Prescott 0-1-0-0. **(NU)** Siemian 12-20-1-120, Colter 9-16-2-76.

RECEIVING: (MSU) Clark 3-36, M. Johnson 2-24, Smith 2-24, Bumphis 3-18, Marcus 1-7, Robinson 1-(-3) **(NU)** Vitale 7-82, Fields 2-41, Jones 5-39, Lawrence 2-18, Prater 2-7, Riley 1-6, Mark 2-3

Attendance: 48,612



MISSISSIPPI STATE RICE

44
7

December 31, 2013 • Liberty Bowl Memorial Stadium • Memphis, Tenn.

Mississippi State ended the year and its 2013 season with a fitting celebration, ousting the Rice Owls, 44-7, to claim victory in the 55th AutoZone Liberty Bowl. The margin of victory was the largest in any bowl game played 2013.

With the win, the Bulldogs secured their fourth straight winning season and **Dan Mullen** earned the record for most bowl wins by any MSU coach ever.

State dominated the game on both sides of the ball, with the defense holding Rice's top-15 national rushing attack to only 61 yards on the ground in the game, while the Bulldog offense racked up 533 total yards on the other side of the ball.

After the Owls took an early 7-0 lead, the Bulldogs went on to score 44 unanswered points in the convincing win. Five different State players scored touchdowns in the contest.

State set school and Liberty Bowl records in the game. Sophomore quarterback **Dak Prescott** accounted for five touchdowns responsible for (a Liberty Bowl record) while throwing for 283 yards and three scores and rushing for two others. Junior receiver **Jameon Lewis** set the all-time MSU record for receiving yards in any game - regular or post season - with 220 yards on nine catches.

MSU ended 2013 on a flurry, winning consecutive overtime games at Arkansas and against arch rival Ole Miss at home to become bowl eligible.

Rice	7	0	0	0	=	7
Mississippi State	7	20	14	3	=	44

- RICE** — Charles Ross 1 yd run (Boswell kick), 6:41 1st
- MSU** — LaDarius Perkins 10 yd pass from Dak Prescott (Sobiesk kick), 2:01 1st
- MSU** — Ashton Shumpert 1 yd run (Sobiesk kick), 9:49 2nd
- MSU** — Malcolm Johnson 13 yd pass from Dak Prescott (kick blocked), 4:32 2nd
- MSU** — Artimus Samuel 4 yd pass from Dak Prescott (Sobiesk kick), 0:10 2nd
- MSU** — Dak Prescott 5 yd run (Sobiesk kick), 7:25 3rd
- MSU** — Dak Prescott 11 yd run (Sobiesk kick), 1:42 3rd
- MSU** — Taylor Earhart 19 yd field goal, 4:45 4th

	RICE	MSU
First Downs	7	27
Rushes-Yards	32-61	46-239
Passing Yards	84	294
Passes (C-A-I)	8-16-0	18-30-0
Total Offense	145	533
Fumbles-Lost	2-1	1-1
Penalties-Yards	3-18	2-30
Time of Possession	24:42	35:18

RUSHING: (RICE) Charles Ross 10-28, Jowan Davis 7-21, Luke Turner 4-17, Dennis Parks 1-2, Team 1-(-1), Taylor McHargue 6-(-2), Driphus Jackson 3-(-4). **(MSU)** Dak Prescott 14-78, LaDarius Perkins 13-47, Josh Robinson 3-45, Ashton Shumpert 7-29, Nick Griffin 4-18, Damian Williams 3-11, Sam Cowart 1-6, Josh Hand 1-5.

PASSING: (RICE) Taylor McHargue 8-15-0-84, Driphus Jackson 0-1-0-0. **(MSU)** Dak Prescott 17-28-0-283, Damian Williams 1-2-0-11.

RECEIVING: (RICE) Dennis Parks 3-38, Connor Cella 1-19, Klein Kubiak 1-15, Donte Moore 1-6, Andre Gautreaux 1-4, Jordan Taylor 1-2. **(MSU)** Jameon Lewis 9-220, De'Runnya Wilson 3-37, Malcolm Johnson 1-13, LaDarius Perkins 1-10, Robert Johnson 1-10, Artimus Samuel 1-4, Joshn Robinson 1-3, Ashton Shumpert 1-(-3).

Attendance: 57,846





#7 MISSISSIPPI STATE #12 GEORGIA TECH

34 49

December 31, 2014 • Sun Life Stadium • Miami Gardens, Fla.

Mississippi State fell behind 14-0 in the first quarter and Georgia Tech's triple-option attack proved to be the difference in a 49-34 score in the 2014 Capital One Orange Bowl at Sun Life Stadium. It was the Bulldogs' first appearance in the contest in 73 years, capping a 10-win season.

A turnover on MSU's first possession led to a Tech touchdown, setting the tone for the rest of the evening. Both teams combined for nearly 1,200 total yards with most of State's coming through the air and nearly all of Tech's on the ground.

MSU junior quarterback **Dak Prescott** set several records over the course of the evening, throwing for over 400 yards and becoming the all-time record Bulldog holder for yards in a career at MSU, surpassing **Don Smith**. He also set the school single-game record for total offense with exactly 500 yards against Tech, 453 coming through the air. The highlight of the evening was Prescott's Hail Mary 42-yard touchdown pass to **Fred Ross** as time expired in the first half. Ross caught the touchdown off a deflection in the end zone that pulled the Bulldogs to within 21-20.

However, Tech's ground attack quickly got rolling in the second half with a 69-yard touchdown run a minute into the third quarter. The Yellow Jackets scored 21 straight points. MSU's **De'Runnya Wilson** caught two touchdown passes in the fourth quarter but it proved to be too late.



Mississippi State	0	20	0	14	=	34
Georgia Tech	14	7	21	7	=	49

GT — Synjyn Days 3 yd run (Butker kick), 12:38 1st
GT — Darren Waller 41 yd pass from Justin Thomas (Butker kick), 2:37 1st
MSU — Evan Sobiesk 32 yd field goal, 12:57 2nd
MSU — Dak Prescott 5 yd run (Sobiesk kick), 9:53 2nd
MSU — Evan Sobiesk 30 yd field goal, 5:12 2nd
GT — Justin Thomas 13 yd run (Butker kick), 00:29 2nd
MSU — Fred Ross 42 yd pass from Dak Prescott (Sobiesk kick), 00:00 2nd
GT — Synjyn Days 69 yd run (Butker kick), 14:05 3rd
GT — Justin Thomas 32 yd run (Butker kick), 7:58 3rd
GT — Justin Thomas 15 yd run (Butker kick), 4:17 3rd
MSU — De'Runnya Wilson 7 yd pass from Dak Prescott (Sobiesk kick), 14:53 4th
GT — Synjyn Days 4 yd run (Butker kick), 11:54 4th
MSU — De'Runnya Wilson 12 yd pass from Dak Prescott (Sobiesk kick), 2:20 4th

	MSU	GT
First Downs	33	26
Rushes-Yards	33-152	61-452
Passing Yards	453	125
Passes (C-A-I)	33-51-1	7-12-1
Total Offense	605	577
Fumbles-Lost	1-1	1-0
Penalties-Yards	5-40	3-45
Time of Possession	25:13	34:47

RUSHING: (MSU) Josh Robinson 13-75, Dak Prescott 15-47, Ashton Shumpert 4-25, Jameon Lewis 1-5. **(GT)** Synjyn Days 21-171, Justin Thomas 14-121, Zach Laskey 10-63, Charles Perkins 7-59, Deon Hill 5-23, B.J. Bostic 2-15, Dennis Andrews 1-1.

PASSING: (MSU) Dak Prescott 33-51-1-453. **(GT)** Justin Thomas 7-12-1-125.

RECEIVING: (MSU) Joe Morrow 6-117, De'Runnya Wilson 9-105, Fred Ross 6-102, Jameon Lewis 5-63, Malcolm Johnson 3-36, Robert Johnson 2-17, Gus Walley 1-7, Fred Brown 1-6. **(GT)** Darren Waller 5-114, Micheal Summers 2-11.

Attendance: 58,211



NC STATE MISSISSIPPI STATE

28
51

December 30, 2015 • Bank of America Stadium • Charlotte, N.C.

In a fitting end to the greatest career in MSU history, **Dak Prescott** threw for a then-Belk Bowl-record 380 yards and four touchdowns on a rain-soaked field as MSU capped a nine-win season with a 51-28 blowout of NC State in Charlotte.

Selected the game MVP, Prescott completed 25-of-42 passes and ran for 47 yards joining Colin Kaepernick, Tim Tebow, Dan LeFevour as the only players in FBS history to throw for 9,000 yards and run for 2,500 yards in a career. The Bulldog defense set the tone early. On the first play from scrimmage, defensive end **Jonathan Calvin** hit Jacoby Brissett as he released the ball and linebacker **Gerri Green** came up with the diving interception. Five plays later, **Fred Ross** hauled in a pass from Prescott in the left flat, turned up the left sideline and raced 14 yards for a score.

Brissett had another pass picked off later in the first quarter and Prescott capitalized by finding **De'Runnya Wilson** for a 28-yard scoring strike. MSU made it 21-0 when Ross scored on a 33-yard reverse.

Prescott lobbed his third TD pass of the game to Holloway over a blitzing defense to put the Bulldogs up 37-21 late in the third quarter. The senior quarterback hit Holloway in stride on a go route along the right sideline for a 55-yard touchdown in the fourth quarter.

Beniquez Brown and **J.T. Gray** led all tacklers with nine.

Prescott was lifted in the final minute to a standing ovation. The win propelled MSU to back-to-back seasons of at least nine victories for the first time in school history.



NC State	0	14	7	7	=	28
Mississippi State	14	17	6	14	=	51

- MSU** — Fred Ross 14 yd pass from Dak Prescott (Graves kick), 13:33 1st
- MSU** — De'Runnya Wilson 28 yd pass from Dak Prescott (Graves kick), 3:31 1st
- MSU** — Fred Ross 33 yd run (Graves kick), 12:17 2nd
- NCSU** — Pharoah McKeever 82 yd pass from Jacoby Brissett (Bambard kick), 11:16 2nd
- NCSU** — Jaylen Samuels 48 yd run (Bambard kick), 6:43 2nd
- MSU** — Justin Malone 0 yd fumble recovery (Graves kick), 3:18 2nd
- MSU** — Westin Graves 39 yd field goal, 0:14 2nd
- NCSU** — Jacoby Brissett 3 yd run (Bambard kick) 7:20 3rd
- MSU** — Brandon Holloway 10 yd pass from Dak Prescott (kick failed), 1:16 3rd
- MSU** — Brandon Holloway 55 yd pass from Dak Prescott (Graves kick), 9:41 4th
- MSU** — Aeris Williams 33 yd run (Graves kick), 5:38 4th
- NCSU** — Jaylen Samuels 1 yd run (Bambard kick), 0:45 4th

	NCSU	MSU
First Downs	20	26
Rushes-Yards	51-210	35-189
Passing Yards	214	380
Passes (C-A-I)	12-28-2	25-42-1
Total Offense	424	569
Fumbles-Lost	1-0	3-0
Penalties-Yards	4-50	5-55
Time of Possession	32:05	27:55

RUSHING: (NCSU) Nyheim Hines 13-70; Jacoby Brissett. 26-67; Jaylen Samuels 3-53; Dawaka Nichols 6-22; Bra'Lon Cherry. 1-0; TEAM 2-minus 2. **(MSU)** - Dak Prescott 12-47; Brandon Holloway 13-41; Aeris Williams 3-39; Fred Ross 1-33; Ashton Shumpert 5-27; Dontavian Lee 1-2; Justin Malone 0-0.

PASSING: (NCSU) - Jacoby Brissett 12-28-2-214. **(MSU)** - Dak Prescott 25-42-1-380.

RECEIVING: (NCSU) - Jumichael Ramos 5-75; David Grinnage 2-18; Johnathan Alston 2-16; Pharoah McKeever 1-82; Bra'Lon Cherry 1-25; Jaylen Samuels; TEAM 1-minus 2. **(MSU)** - Fred Ross 7-74; De'Runnya Wilson 5-96; Brandon Holloway 4-78; Malik Dear 3-25; Fred Brown 2-41; Donald Gray 2-40; Darrion Hutcherson 2-26.

Attendance: 46,423



MIAMI [OHIO] MISSISSIPPI STATE

16 17

December 26, 2016 • Tropicana Field • St. Petersburg, Fla.

A pair of blocked kicks, a field goal and two touchdown runs from quarterback **Nick Fitzgerald** led Mississippi State to a 17-16 victory over Miami [Ohio] in the 2016 St. Petersburg Bowl. With some last-second theatrics, State's **Nelson Adams** blocked Miami's potential game-winning field goal attempt with five seconds left to lift MSU to the win.

It was MSU's second block of the game with the Bulldogs' **Johnathan Calvin** also knocking down a Miami extra point attempt early in the game that would ultimately provide the one-point difference in State's triumph. Fitzgerald was named MVP of the game after totaling 268 yards and two touchdowns. He completed 13-of-26 passes for 126 yards, while he tied **Anthony Dixon's** program record with his eighth 100-yard rushing game of the year, running for a total of 142 yards and two touchdowns.

After a slow start to the game (State trailed 9-0 in the second quarter), MSU's offense began to pick up near the end of the first half, scoring on a 2-yard keeper by Fitzgerald with 22 seconds left before the intermission. Following a 44-yard touchdown run by Fitzgerald and an interception by sophomore cornerback **Jamoral Graham** in the third quarter, junior place kicker **Westin Graves** gave MSU its first lead of the game in the fourth quarter, hitting a 36-yard field goal to put the Bulldogs up 17-16.

The Bulldogs were paced defensively by senior linebacker **Richie Brown** with nine tackles, in addition to a forced fumble.

Miami [Ohio]	3	6	7	0	= 16
Mississippi State	0	7	7	3	= 17

MIAMI — Nick Dowd 18 yd field goal, 10:07 1st

MIAMI — James Gardner 6 yd pass from Gus Ragland (Nick Dowd kick blocked), 8:36 2nd

MSU — Nick Fitzgerald 2 yd run (Westin Graves kick), 0:22 2nd

MIAMI — Ryan Smith 1 yd pass from Gus Ragland (Nick Dowd kick), 8:11 3rd

MSU — Nick Fitzgerald 44 yd run (Westin Graves kick), 4:15 3rd

MSU — Westin Graves 36 yd field goal, 12:03 4th

	MIAMI	MSU
First Downs	24	18
Rushes-Yards	35-170	33-199
Passing Yards	263	136
Passes (C-A-I)	22-31-1	13-27-0
Total Offense	433	335
Fumbles-Lost	1-1	0-0
Penalties-Yards	3-30	2-25
Time of Possession	35:08	24:52

RUSHING: (MIAMI) Kenny Young 9-67; Gus Ragland 17-62; Maurice Thomas 3-33; Alonzo Smith 4-20; Team 2-0. **(MSU)** - Nick Fitzgerald 18-134; Aeris Williams 12-64; Malik Dear 1-3; Ashton Shumpert 1-2; Team 1-0.

PASSING: (MIAMI) - Gus Ragland 22-30-1-263; Rokeem Williams 0-1-0-0 **(MSU)** - Nick Fitzgerald 13-26-0-136; Damian Williams 0-1-0-0

RECEIVING: (MIAMI) - Ryan Smith 7-72; James Gardner 5-92; Rokeem Williams 4-38; Kenny Young 3-29; Jared Murphy 1-20; Maurice Thomas 1-6; Alex Zielinski 1-6. **(MSU)** - Fred Ross 4-44; Malik Dear 2-19; Donald Gray 2-18; Aeris Williams 1-24; Farrod Green 1-13; Keith Mixon 1-11; Justin Johnson 1-8.

Attendance: 15,717





LOUISVILLE #23 MISSISSIPPI STATE

27 31

December 30, 2017 • EverBank Field • Jacksonville, Fla.

With an interim coaching staff in place and injuries keeping big-time player makers off the field, true freshman **Keytaon Thompson**, in his first-ever start at quarterback, turned in a record-breaking performance against Heisman Trophy winner Lamar Jackson and Louisville as MSU capped off a nine-win season and earned the program's third consecutive bowl victory ousting the Cardinals 31-27 in Jacksonville.

Thompson finished 11-of-20 passing for 127 yards and one interception. The true freshman quarterback posted an MSU bowl record with 27 rushing attempts for 147 yards and three rushing scores. Ultimately, MSU racked up 404 yards of offense behind Thompson's leadership.

MSU's defense kept Jackson contained as the Bulldog defense recorded six pass break-ups, 6.0 sacks and four interceptions. Selected as the TaxSlayer Bowl MVP, **Mark McLaurin** tallied three of MSU's four interceptions to set an MSU bowl record.

Louisville led 21-17 at halftime and 24-17 through three quarters, but State rallied to outscore the Cardinals, 14-3, in the final quarter on the strength of two of Thompson's three rushing touchdowns, as well as two of McLaurin's three interceptions.



Louisville	7	14	3	3	=	27
Mississippi State	14	3	0	14	=	31

MSU — Aeris Williams 5 yd run (Christmann kick), 10:47 1st

LOU — Charles Standberry 5 yd pass from Lamar Jackson (Creque kick), 6:35 1st

MSU — Keytaon Thompson 14 yd run (Christmann kick), 3:11 1st

LOU — Lamar Jackson 13 yd run (Creque kick), 10:29 2nd

MSU — Jace Christmann 23 yd field goal, 4:21 2nd

LOU — Jay Smith 11 yd pass from Lamar Jackson (Creque kick), 0:19 2nd

LOU — Blanton Creque 23 yd field goal, 3:14 3rd

MSU — Keytaon Thompson 2 yd run (Christmann kick), 13:22 4th

LOU — Blanton Creque 31 yd field goal, 7:38 4th

MSU — Keytaon Thompson 1 yd run (Christmann kick), 3:39 4th

	LOU	MSU
First Downs	20	23
Rushes-Yards	39-187	55-277
Passing Yards	171	127
Passes (C-A-I)	13-31-4	11-20-1
Total Offense	358	404
Fumbles-Lost	1-0	2-2
Penalties-Yards	6-42	11-100
Time of Possession	30:21	29:39

RUSHING: (LOU) - Lamar Jackson 24-158; Reggie Bonnafon 7-8; Malik Williams 5-13; Dae Williams 3-3. **(MSU)** - Keytaon Thompson 27-147; Aeris Williams 12-88; Kytlin Hill 8-29; Nick Gibson 6-13; Jesse Jackson 1-1; TEAM 1-minus 1.

PASSING: (LOU) - Lamar Jackson 13-31-4-171. **(MSU)** - Keytaon Thompson 11-20-1-127.

RECEIVING: (LOU) - Jaylen Smith 7-107; Seth Dawkins 3-38; Charles Standberry 2-10; Kemari Averett 1-16. **(MSU)** - Jesse Jackson 3-38; Jordan Thomas 2-36; Reggie Todd 2-32; Jamal Couch 2-28; Dedrick Thomas 2-minus 7.

Attendance: 41,310



#18 MISSISSIPPI STATE IOWA

22 27

January 1, 2019 • Raymond James Stadium • Tampa, Fla.

A late fourth-quarter comeback attempt fell just short for No. 18 Mississippi State on New Year's Day as the Bulldogs dropped a 27-22 decision to Iowa in the Outback Bowl. **Nick Fitzgerald** led the Bulldog offense into Iowa territory with seconds remaining in the contest, but a failed fourth-down attempt handed the victory to the Hawkeyes.

MSU got out to a 6-0 lead with a pair of first-quarter field goals by **Jace Christmann**, but the Hawkeyes cut State's lead in half with a 44-yard kick by Miguel Recinos. Iowa then scored a pair of touchdowns through the air, with Nate Stanley hitting Nick Easley and Ihmir Smith-Marsette, respectively, to give the Hawkeyes a 17-6 lead at the half.

The Bulldogs would come out of the locker room hot to score a pair of touchdowns within 18 seconds of one another. A **Willie Gay Jr.**, interception return to the Iowa 6-yard line set up **Kylin Hill's** 1-yard push over the goal line on a swing pass from Fitzgerald. A few seconds later, **Mark McLaurin** recovered a fumble on the kickoff return at the Iowa 33. The next play, Fitzgerald scampered for his 101st career touchdown to give State a 19-17 lead.

Iowa would reclaim the lead at 24-19 on an 8-yard touchdown catch by Easley late in the third quarter. Christmann and Recinos exchanged field goals in the fourth, giving Iowa a 27-22 advantage with 5:51. State regained possession with 2:22 left, having to go 68 yards to score the go-ahead touchdown, but with no timeouts remaining. Fitzgerald led the MSU offense into Hawkeye territory, but the nine-play drive ended on an incomplete fourth-down pass with 25 seconds left, turning the ball over on downs. Iowa took a knee to secure the victory.

In his final game as a Bulldog, Fitzgerald totaled 255 yards of total offense, passing for 152 while gaining 103 on the ground for his 21st 100-yard rushing performance. Also playing in his final game at MSU, **Jeffery Simmons** highlighted the defense, notching 1.0 sack and 2.5 tackles for loss to pace the Maroon and White.



Mississippi State	6	0	13	3	=	22
Iowa	0	17	7	3	=	27

- MSU** - Jace Christmann 44 yd field goal, 6:37 1st
- MSU** - Jace Christmann 42 yd field goal, 0:45 1st
- IOWA** - Miguel Recinos 44 yd field goal, 10:02 2nd
- IOWA** - Nick Easley 75 yd pass from Nate Stanley (Miguel Recinos kick), 7:55 2nd
- IOWA** - Ihmir Smith-Marsette 15 yd pass from Nate Stanley (Miguel Recinos kick), 6:18 2nd
- MSU** - Kylin Hill 1 yd pass from Nick Fitzgerald (Nick Fitzgerald pass failed), 11:26 3rd
- MSU** - Nick Fitzgerald 33 yd run (Jace Christmann kick), 11:08 3rd
- IOWA** - Nick Easley 8 yd pass from Nate Stanley (Miguel Recinos kick), 1:55 3rd
- MSU** - Jace Christmann 20 yd field goal, 12:04 4th
- IOWA** - Miguel Recinos 40 yd field goal, 5:51 4th

	MSU	IOWA
First Downs	15	11
Rushes-Yards	42-190	20-(1-15)
Passing Yards	152	214
Passes (C-A-I)	14-32-2	21-31-1
Total Offense	342	199
Fumbles-Lost	1-1	1-1
Penalties-Yards	8-90	0-0
Time of Possession	33:34	26:26

RUSHING: (MSU) - Nick Fitzgerald 20-103; Kylin Hill 12-43; Aeris Williams 6-22; Nick Gibson 1-12; Keytaon Thompson 3-10. (IOWA) - Toren Young 3-7; Ihmir Smith-Marsette 5-0; Team 1-minus 1; Mekhi Sargent 7-minus 3; Nate Stanley 4-minus 18.

PASSING: (MSU) - Nick Fitzgerald 14-32-2-152. (IOWA) - Nate Stanley 21-31-1-214.

RECEIVING: (MSU) - Stephen Guidry 1-51; Osirus Mitchell 2-42; Aeris Williams 3-19; Dedrick Thomas 2-16; Kylin Hill 3-12; Farrod Green 1-7; Justin Johnson 2-5. (IOWA) - Nick Easley 8-104; T.J. Hockenson 3-43; Brandon Smith 3-33; Ihmir Smith-Marsette 4-29; Mekhi Sargent 1-4; Toren Young 2-1.

Attendance: 40,518



MISSISSIPPI STATE LOUISVILLE

28 38

December 30, 2019 • Nissan Stadium • Nashville, Tenn.

Mississippi State dropped a 38-28 decision to Louisville in the Music City Bowl. **Tommy Stevens**, in his final game as a Bulldog, led Mississippi State's offensive attack, registering 221 yards through the air and 71 on the ground. **Stephen Guidry** was the Bulldogs' leading receiver, notching 76 yards on a career-high six receptions as he accounted for one touchdown.

Willie Gay Jr. paced the Bulldog defense with a career-high 11 total tackles, all of which were solo. **Marcus Murphy** and **Tim Washington** followed with 10 and eight stops, respectively. **Kobe Jones** tallied two sacks, the most of his career, while **Marquiss Spencer** and **Aaron Brule** each recorded one. Brule's sack marked the first of his career.

Gay Jr. forced a fumble that was recovered by Washington, for the first fumble recovery of his career. Gay Jr. has recorded an interception, forced fumble or fumble recovery in seven of his last nine games.

With Washington's takeaway, State has collected at least one takeaway in 26 of their last 29 games and has compiled 51 over the stretch.

State raced out to a 14-0 lead at the 10:19 mark in the second quarter after a pair of rushing touchdowns by seniors Stevens and **Nick Gibson**.

Louisville found the endzone four times and added a field goal for 31 unanswered points in the second, third and fourth quarters to gain a 31-14 advantage with 13:52 remaining in the contest.

Stevens led the Bulldogs on a 75-yard march to the end zone, highlighted by a 23-yard pass to **Osirus Mitchell** and two receptions by **Farrod Green** and **Geor'quarius Spivey** that resulted in 20 yards. The drive culminated with an 18-yard pass to Guidry to cut the Cardinals' lead to 31-21 at the 10:25 mark.

Louisville extended their lead to 17 as Javian Hawkins capped off a six-play drive with a 5-yard rush into the end zone. Hawkins also recorded a 24-yard rush during the drive.

Stevens scampered 22 yards before connecting on a 20-yard pass to Guidry and 16-yard pass to Green to land at Louisville's 35-yard line. Three plays later, Stevens found Mitchell from 24 yards out to bring the Bulldogs to a final margin of 38-28.



Mississippi State	7	7	0	14	=	28
Louisville	0	10	14	14	=	38

MSU - Tommy Stevens 3 yd run (Jace Christmann kick), 4:48 1st

MSU - Nick Gibson 3 yd run (Jace Christmann kick), 10:19 2nd

LOU - Marshon Ford 33 yd pass from Tutu Atwell (Ryan Chalifoux kick), 7:57 2nd

LOU - Ryan Chalifoux 31 yd field goal, 0:00 2nd

LOU - Devante Peete 24 yd pass from Micale Cunningham (Ryan Chalifoux kick), 5:01 3rd

LOU - Khane Pass 31 yd fumble recovery (Ryan Chalifoux kick), 2:51 3rd

LOU - Marshon Ford 8 yd pass from Micale Cunningham (Ryan Chalifoux kick), 13:52 4th

MSU - Stephen Guidry 18 yd pass from Tommy Stevens (Jace Christmann kick), 10:25 4th

LOU - Javian Hawkins 5 yd run (Ryan Chalifoux kick), 2:13 4th

MSU - Osirus Mitchell 24 yd pass from Tommy Stevens (Jace Christmann kick), 0:27 4th

	MSU	LOU
First Downs	24	23
Rushes-Yards	36-145	44-198
Passing Yards	221	312
Passes (C-A-I)	17-26-0	17-25-0
Total Offense	366	510
Fumbles-Lost	4-2	1-1
Penalties-Yards	2-20	6-50
Time of Possession	28:26	31:34

RUSHING: (MSU) - Tommy Stevens 17-71; Nick Gibson 8-54; Lee Witherspoon 4-17; Kylin Hill 7-3.

(LOU) - Javian Hawkins 23-105; Micale Cunningham 16-81; Tutu Atwell 1-9; Hassan Hall 3-4; Team 1-minus 1.

PASSING: (MSU) - Tommy Stevens 17-26-0-221. **(LOU)** - Micale Cunningham 16-23-0-279; Tutu Atwell 1-2-0-33.

RECEIVING: (MSU) - Stephen Guidry 6-76; Farrod Green 3-23; Osirus Mitchell 2-47; Javonte Payton 2-39; Geor'quarius Spivey 1-13; Dedrick Thomas 1-11; Nick Gibson 1-6; Kylin Hill 1-6. **(LOU)** - Tutu Atwell 9-147; Marshon Ford 3-53; Dez Fitzpatrick 2-37; Justin Marshall 1-29; Devante Peete 1-24; Jordan Davis 1-22.

Attendance: 46,850



#22 TULSA MISSISSIPPI STATE

26 28

December 31, 2020 • Amon G. Carter Stadium • Fort Worth, Texas

Mississippi State brought 2020 to a close with a victory as the Bulldogs edged No. 24 Tulsa 28-26 in the Lockheed Martin Armed Forces Bowl at Amon G. Carter Stadium.

The game started in exciting fashion as MSU's freshman **Lideatrick Griffin** returned the opening kickoff 53 yards to the Tulsa 39-yard line. Just three plays later, **Jo'quavious Marks** darted into the end zone for a 28-yard rushing touchdown, and State led 7-0 just 1:19 into the contest.

The remainder of the first half took a turn very much to the defensive side of the ball, as the Golden Hurricane managed only a pair of field goals. The Bulldogs led 7-6 at the intermission.

In the second half, both teams' offenses seemed to get back on track. After forcing a three-and-out on Tulsa's first drive of the third quarter, State marched 64 yards on nine plays for a touchdown. Quarterback **Will Rogers** capped the drive with a 13-yard scoring rush. Tulsa answered with a 7-play, 75-yard drive, Deric Prince scampering in from 14 yards out to cut the State lead back to one at 14-13.

Tulsa would force a turnover on downs on MSU's next drive, but the Bulldogs would return the favor on the ensuing drive when **Emmanuel Forbes** picked off TU quarterback Zach Smith and returned it 90 yards for a touchdown. State led 21-13 with 3:29 remaining in the third period.

After an MSU punt attempt went awry and left the Golden Hurricane with excellent field position, Tulsa drove 32 yards for a score. However, the ensuing two-point try failed, leaving the Bulldogs in the lead at 21-19 with 12:30 to go in regulation.

State then answered with a solid 11-play, 65-yard jaunt to take a 28-19 advantage. Rogers found Griffin on a 13-yard touchdown strike to cap the 4:29 march. The play ended a huge day for Griffin who amassed 155 all-purpose yards, including two kick returns of 40-plus yards.

The Bulldogs would then get what would be seemingly be the game clincher late in the fourth. With Tulsa driving inside the MSU 10-yard line, State's **Tyrus Wheat** intercepted Smith. Though the play didn't totally end the game, it did two big things at the time - halted a potential TU touchdown and gave State possession with the opportunity to run more time off the clock.

The Golden Hurricane was able to stop State quickly on the ensuing drive and score a touchdown to cut the margin to two at 28-26 with 1:23 on the clock. Tulsa's onside kick attempt was recovered by the Bulldogs and, as TU had no timeouts remaining, MSU was able to run the clock out for the victory.



Tulsa	0	6	7	13	=	26
Mississippi State	7	0	14	7	=	28

MSU - Jo'quavious Marks 28 yd run (Jace Christmann kick), 13:41 1st

TLS - Zack Long 27 yd field goal, 11:15 2nd

TLS - Zack Long 33 yd field goal, 2:34 2nd

MSU - Will Rogers 13 yd run (Jace Christmann kick), 9:04 3rd

TLS - Deric Prince 14 yd run (Zack Long kick), 6:37 3rd

MSU - Emmanuel Forbes 90 yd interception return (Jace Christmann kick), 3:29 3rd

TLS - Corey Taylor II 5 yd run (Zach Smith pass failed), 12:30 4th

MSU - Lideatrick Griffin 13 yd pass from Will Rogers (Jace Christmann kick), 8:01 4th

TLS - Keylon Stokes 15 yd pass from Zach Smith (Zack Long kick), 1:23 4th

	TLS	MSU
First Downs	27	16
Rushes-Yards	40-137	30-123
Passing Yards	347	148
Passes (C-A-I)	26-46-2	19-30-0
Total Offense	484	271
Fumbles-Lost	0-0	0-0
Penalties-Yards	7-66	11-102
Time of Possession	31:19	28:41

RUSHING: (MSU) - Jo'quavious Marks 11-72; Dillon Johnson 10-57; Lee Witherspoon 2-9; Team 2-minus 6; Will Rogers, 5-minus 9. **(TLS)** - Corey Taylor II 20-85; Deric Prince 8-41; JuanCarlos Santana 1-6; Keylon Stokes 1-4; Zach Smith 10-1.

PASSING: (MSU) - Will Rogers 19-30-0-148. **(TLS)** - Zach Smith 26-46-2-347.

RECEIVING: (MSU) - Austin Williams 3-42; Jo'quavious Marks 4-30; Jaden Walley 4-27; Lideatrick Griffin 2-17; Malik Heath 3-16; Dillon Johnson 2-13; Osirus Mitchell 1-3. **(TLS)** - Keylon Stokes 9-117; JuanCarlos Santana 4-112; Malik Rodgers 5-51; Sam Crawford Jr. 4-41; Josh Stewart 2-17; Corey Taylor II 1-5; Josh Johnson 1-4.

Attendance: 9,000



TEXAS TECH MISSISSIPPI STATE

34 7

December 29, 2021 • Liberty Bowl Memorial Stadium • Memphis, Tenn.

Playing in a postseason game for the 12th straight season, Mississippi State saw its 2021 campaign conclude with a 34-7 loss to Texas Tech in the AutoZone Liberty Bowl on Tuesday.

The Bulldogs finished the year with an overall record of 7-6, including three wins over opponents ranked in the final College Football Playoff Top 25.

MSU was unable to add to its solid season Tuesday. The Red Raiders put together a scoring drive on the game's opening series and the Bulldogs played from behind the rest of the evening.

Texas Tech built itself a 10-0 lead through one quarter before State answered. Early in the second quarter, the Bulldogs constructed a 10-play, 75-yard drive that was capped off by a 17-yard touchdown pass from Will Rogers to Rara Thomas. That cut the State deficit to 10-7, but it ended up being MSU's lone score of the day.

The Red Raiders added a field goal later in the period to take a 13-7 lead into halftime, then added on after the intermission.

In the third quarter, Texas Tech found the end zone twice to increase its advantage to 27-7. A fourth quarter Red Raider touchdown capped the scoring.

Rogers led the Mississippi State offense with 282 passing yards with a touchdown. Along the way, he became MSU's new single-season record holder for total offense, eclipsing Dak Prescott's previous high. Rogers was selected as MSU's Outstanding Offensive Player of the Game.

Makai Polk also made history on Tuesday. He hit the 100-catch mark for the season, becoming only the fifth player in Southeastern Conference history to do so.

On the defensive side, Fred Peters was chosen as State's Outstanding Defensive Player of the Game. The safety finished the Liberty Bowl with a team-high 12 tackles, including a quarterback hurry and a pass breakup.

Texas Tech	10	3	14	7	=	34
Mississippi State	0	7	0	0	=	7

TTU - Tahj Brooks 19 yard run (Jonathan Garibay kick), 12:40 1st

TTU - Jonathan Garibay 31 yard field goal, 3:03 1st

MSU - Rara Thomas 17 yard pass from Will Rogers (Nolan McCord Kick), 14:08 1st

TTU - Jonathan Garibay 26 yard field goal, 0:13 2nd

TTU - Donovan Smith 1 yard run (Jonathan Garibay kick), 9:03 3rd

TTU - J.J. Sparkman 14 yard pass from Donovan Smith (Jonathan Garibay kick), 0:02 3rd

TTU - SaRoderrick Thompson 1 yard run (Jonathan Garibay kick), 8:47 4th

	TTU	MSU
First Downs	24	22
Rushes-Yards	44-260	20-54
Passing Yards	252	290
Passes (C-A-I)	15-28-0	32-52-1
Total Offense	512	344
Fumbles-Lost	0-0	2-2
Penalties-Yards	6-50	4-35
Time of Possession	30:57	29:03

RUSHING: (MSU) - Dillon Johnson 9-62; Jo'quavious Marks 5-19; Will Rogers, 6-minus 27. **(TTU)** - Tahj Brooks 16-107; SaRoderrick Thompson 14-80; Donovan Smith 5-30; Kaylon Geiger 3-18; Myles Price 2-15; Xavier White 4-10.

PASSING: (MSU) - Will Rogers 32-53 -1-290. **(TTU)** - Donovan Smith 15-28-0-252.

RECEIVING: (MSU) - Austin Williams 5-74; Makai Polk 7-57; Jo'quavious Marks 4-38; Rara Thomas 2-32; Dillon Johnson 3-26; Lideatrick Griffin 2-18; Jaden Walley 3-18; Caleb Ducking 2-17; Jamire Calvin 4-10. **(TTU)** - Myles Price 3-72; Jerand Bradley 2-64; Travis Koontz 2-41; J.J. Sparkman 2-29; Xavier White 1-19; Trey Cleveland 1-18; Kaylon Geiger 4-9.

Attendance: 48,615





#22 MISSISSIPPI STATE ILLINOIS

19
10

January 2, 2023 • Ryamond James Stadium • Tampa, Fla.

Mississippi State scored 16 fourth-quarter points as the No. 22 Bulldogs came from behind to top Illinois 19-10 in the ReliaQuest Bowl on Monday at Raymond James Stadium.

MSU's **Massimo Biscardi** broke a 10-all tie with a 27-yard field goal with four seconds remaining. The Bulldogs then put an exclamation point on the victory when a last-gasp lateral attempt by Illinois was picked up by **Marcus Banks**, who returned the loose football 60-yards for a score to close the game.

The triumph gives State a nine-win season. It's the ninth time in school history MSU has won nine times in single season and the first time since the 2017 campaign.

The Dawg defense shut down the Fighting Illini throughout the day, holding Illinois to just 288 yards of total offense. MSU racked up seven sacks as a team, setting a season-high as well as a new State bowl game record.

State's offense was led by the play of receiver **Justin Robinson**. Robinson was chosen as ReliaQuest Bowl Most Valuable Player as he caught seven passes for 81 yards, including a game-tying touchdown grab in the opening seconds of the fourth quarter which set the stage for MSU's dramatic finish.

Mississippi State	0	3	0	16	=	19
Illinois	0	7	3	0	=	10

ILL - Tommy Devito 2 yd run (Caleb Griffin kick), 2:49 2nd

MSU - Massimo Biscardi 38 yd field goal, 0:09 2nd

ILL - Caleb Friffin 52 yd field goal, 6:57 3rd

MSU - Justin Robinson 8 yd pass from Will Rogers (Massimo Biscardi kick), 14:54 4th

MSU - Massimo Biscardi 27 yd field goal, 0:04 4th

MSU - Marcus Banks 60 yd fumble recovery, 0:00 4th

	MSU	ILL
First Downs	21	20
Rushes-Yards	22-116	29-35
Passing Yards	274	253
Passes (C-A-I)	30-45-2	23-34-0
Total Offense	390	288
Fumbles-Lost	1-0	1-1
Penalties-Yards	6-55	3-25
Time of Possession	28:15	31:41

RUSHING: (MSU) - Simeon Price 7-68; Jo'quavious Marks 10-50; Will Rogers 3-7; Team 2-minus 9.

(ILL) - Reggie Love III 12-53; Josh McCray 7-17; Tommy Devito 10-minus 35.

PASSING: (MSU) - Will Rogers 29-44-2-261; Jaden Walley 1-1-0-13. **(ILL)** - Tommy Devito 23-34-0-253.

RECEIVING: (MSU) - Justin Robinson 7-81; Lideatrick Griffin 5-53; Jaden Walley 5-43; Rufus Harvey 3-33; Austin Williams 2-22; Jo'quavious Marks 3-14; Will Rogers 1-13; Caleb Ducking 2-10; Simeon Price 1-5; J.J. Jernighan 1-0. **(ILL)** - Isaiah Williams 10-120; Casey Washington 7-68; Tip Reiman 2-18; Griffin Moore, 1-17; Tommy Devito 0-13; Michael Marchese 2-10; Reggie Love III 1-7.

Attendance: 35,797





SINGLE-GAME DEFENSIVE RECORDS

MOST SACKS

9, Tulane (11-11-1989); at Ole Miss (11-30-1996)

MOST TACKLES FOR LOSS

17, Stephen F. Austin (9-1-2018)

MOST PLAYS AGAINST

104, Samford (10-29-2016)

FEWEST PLAYS AGAINST

35, Samford (9-21-1963)

MOST NET YARDS ALLOWED

736, at Houston (10-4-1969)

FEWEST NET YARDS ALLOWED

26, Samford (9-21-1963)

LOWEST YARDS-PER-PLAY ALLOWED

0.7, Charleston Southern (9-2-2017) [42 for 33 yards]

MOST TOUCHDOWNS ALLOWED

10, at Houston (10-4-1969)

MOST FUMBLES CAUSED

11, Kentucky (10-18-1952); at Alabama (10-31-1981)

MOST FUMBLES RECOVERED

7, at Memphis (10-16-1976); at Alabama (10-31-1981)

MOST TURNOVERS CAUSED

8, Many Times [Last: vs. Florida (9-24-1977)]

MOST RUSHING ATTEMPTS AGAINST

84, at Houston (10-4-1969)

FEWEST RUSHING ATTEMPTS AGAINST

16, at Houston (10-9-2010)

MOST NET RUSHING YARDS ALLOWED

549, at Houston (10-4-1969)

FEWEST NET RUSHING YARDS ALLOWED

-78, Florida (9-30-2000)

MOST INTERCEPTIONS FORCED

6, vs. Arkansas (9-30-1939); Troy (10-12-2002)

MOST PASSING ATTEMPTS AGAINST

70, Samford (10-29-2016)

FEWEST PASSING ATTEMPTS AGAINST

1, Union (9-26-1942)

MOST COMPLETIONS ALLOWED

42, Samford (10-29-2016)

FEWEST COMPLETIONS ALLOWED

0, Many Times [Last: at Florida (9-27-1958)]

MOST NET PASSING YARDS ALLOWED

494, Florida (9-30-2000)

FEWEST NET PASSING YARDS ALLOWED

0, Many Times [Last: at Florida (9-27-1958)]

MOST FIRST DOWNS ALLOWED

36, Texas A&M (11-3-2012)

FEWEST FIRST DOWNS ALLOWED

1, Many Times [Last: Samford (9-21-1963)]

SINGLE-GAME OFFENSIVE RECORDS

TEAM PASSING RECORDS

MOST PASSING ATTEMPTS

70, at Kentucky (10-10-2020)

FEWEST PASSING ATTEMPTS

1, vs. San Francisco (12-5-1942); Tennessee (9-30-1950)

SINGLE-GAME COMPLETIONS

Cmp.	Opponent	Date	Stats
50	at Memphis	9-18-2021	50-of-67, 3 TD
47	LSU	9-25-2021	47-of-62, 3 TD
46	at Vanderbilt	10-23-2021	46-of-64, 5 TD
46	at Texas A&M	10-2-2021	46-of-59, 3 TD
45	at Ole Miss	11-28-2020	45-of-62, 3 TD
45	at Kentucky	10-10-2020	45-of-70, 0 TD
44	at Auburn	11-13-2021	44-of-55, 6 TD
43	Arkansas	10-3-2020	43-of-60, 1 TD
42	Auburn	11-5-2022	42-of-62, 3 TD
42	Bowling Green	9-24-2022	42-of-54, 6 TD

FEWEST COMPLETIONS

0, Many Times [Last: Georgia (9-23-1967)]

HIGHEST COMPLETION PERCENTAGE

Min. 10 att.: .923, Kentucky (10-30-2021) [36 of 39]

Min. 15 att.: .923, Kentucky (10-30-2021) [36 of 39]

Min. 25 att.: .923, Kentucky (10-30-2021) [36 of 39]

Min. 30 att.: .923, Kentucky (10-30-2021) [36 of 39]

MOST NET PASSING YARDS GAINED

623, at LSU (9-26-2020)

SINGLE-GAME PASSING HIGHS

Yds.	Opponent	Date	Stats
623	at LSU	9-26-2020	36-of-60, 5 TD
508	at Arkansas	11-21-2015	38-of-51, 5 TD
493	Tennessee State	11-20-2021	36-of-46, 5 TD
466	Tulane	10-22-1994	21-of-30, 4 TD
461	at Vanderbilt	10-23-2021	46-of-64, 5 TD
456	vs. Alabama (Birmingham)	11-4-1978	31-of-53, 1 TD
453	vs. Georgia Tech (Miami)	12-31-2014	33-of-51, 5 TD
450	Memphis	9-3-2022	38-of-49, 5 TD
440	at Ole Miss	11-28-2020	45-of-62, 3 TD
421	at Arkansas (Little Rock)	11-17-2007	29-of-51, 4 TD
420	Bowling Green	9-24-2022	42-of-54, 6 TD
419	at Memphis	9-18-2021	50-of-67, 3 TD
417	at Arkansas	11-06-2021	36-of-48, 4 TD
417	Samford	10-29-2016	20-of-35, 5 TD
415	at Auburn	11-13-2021	44-of-55, 6 TD
408	at Texas A&M	10-2-2021	46-of-59, 3 TD
406	Arkansas	10-8-2021	32-of-49, 3 TD
405	at Florida	10-2-1993	24-of-44, 2 TD

FEWEST NET PASSING YARDS GAINED

0, Many Times [Last: at Georgia (9-23-1967)]

MOST PASSING TOUCHDOWNS THROWN

6, Three times [Last: vs. ETSU (11-19-2022)]

MOST INTERCEPTIONS THROWN

8, at Alabama (10-10-1936)

Modern Game: 6, at Cincinnati (10-15-1949); at Arkansas (11-22-2003); at LSU (8-30-2007); at Kentucky (10-10-2020)

TEAM RUSHING RECORDS

MOST RUSHING ATTEMPTS

78, Louisville (9-18-1976)

FEWEST RUSHING ATTEMPTS

10, at Kentucky (10-15-2022)

HIGHEST YARDS-PER-RUSH AVERAGE

9.85, at Kansas State (9-8-2018) [39 for 384 yards]

MOST RUSHING TOUCHDOWNS

12, Cumberland (10-10-1914)

Modern Game: 8, Arkansas State (9-23-1950); Louisville (10-26-1974)

MOST NET RUSHING YARDS GAINED

532, Union (10-25-1941)

Modern Game: 490, at Colorado State (10-10-1981)

FEWEST NET RUSHING YARDS GAINED

-51, Ole Miss (11-28-2008)

SINGLE-GAME RUSHING HIGHS

Yds.	Opponent	Date	Carries, TD
532	Union	10-25-1941	60, 7 TD
490	at Colorado State	10-10-1981	74, 5 TD
464	Arkansas State	10-24-1992	73, 6 TD
460	at Arkansas	11-2-2019	57, 4 TD
457	at Ole Miss	11-26-2016	47, 4 TD
449	Louisville	9-18-1976	78, 3 TD
443	Marshall	10-20-1979	63, 6 TD
427	Memphis	10-11-1958	58, 4 TD
426	Kentucky	10-12-1991	62, 3 TD
423	Vanderbilt	9-19-1981	61, 3 TD
418	at Memphis	10-16-1976	70, 5 TD
415	Arkansas State	10-4-1952	58, 6 TD

TEAM TOTAL OFFENSE RECORDS

MOST PLAYS

100, Arkansas (11-20-2010)

FEWEST PLAYS

38, vs. Georgia (10-17-1959)

MOST NET YARDS GAINED

669, Samford (10-29-2016)

FEWEST NET YARDS GAINED

37, at Ole Miss (11-27-2008)

HIGHEST YARDS-PER-PLAY AVERAGE

9.7, Tulane (10-22-1994) [57 for 554 yds]

SINGLE-GAME TOTAL OFFENSE HIGHS

No.	Opponent (Site)	Date
669	Samford	10-29-2016
647	Northwestern State	9-19-2015
645	at Memphis	9-1-2011
640	at Arkansas	11-2-2019
632	at LSU	9-26-2020
631	at Arkansas	11-21-2015
618	Stephen F. Austin	9-1-2018
607	Louisiana Lafayette	9-15-2018
605	vs. Georgia Tech (Miami)	12-31-2014
600	Tennessee State	11-20-2021
598	at UMass (Foxborough)	9-24-2016
596	Florida State	10-14-1978
593	Kentucky	10-12-1991
586	Kentucky	10-24-2015
581	Louisville	10-26-1974
577	Abitene Christian	11-23-2019

SINGLE-GAME SPECIAL TEAMS RECORDS

MOST PUNTS

20, vs. TCU (10-24-1936)

FEWEST PUNTS

0, Tennessee State (11-20-2021), Arkansas (11-19-2016), Troy (9-21-2013); Georgia Tech (10-3-2009); East Tennessee State (10-17-1998); Arkansas State (10-24-1992); Arkansas State (10-14-1961); Murray State (11-2-1946)

HIGHEST YARDS-PER-PUNT AVERAGE

Min. 5 punts: 55.2, at Kentucky (10-10-2020) [6 for 331 yards]

Min. 10 punts: 47.5, at South Carolina (9-28-1996) [10 for 475 yds]

MOST PUNT RETURNS

20, vs. TCU (10-24-1936)

MOST PUNT RETURN TOUCHDOWNS

1, Many times [Last: Georgia (11-12-2022)]

MOST KICKOFF RETURNS

10, at Tulane (10-29-1949); at Houston (10-4-1969)

MOST NET KICKOFF RETURN YARDS GAINED

227, at Houston (10-4-1969)

MOST KICKOFF RETURN TOUCHDOWNS

1, Many Times [Last: Auburn (11-5-2022)]



Derek DePasquale converted a Mississippi State single-game record five field goals against UAB on Oct. 23, 2010.

SINGLE-GAME SCORING RECORDS

SINGLE-GAME SCORING HIGHS

Pts.	Opponent (Opponent Score)	Site	Date
82	Samford (0)	Starkville	11-18-1910
80	Union (0)	Starkville	10-19-1907
77	Cumberland (0)	Starkville	10-10-1914
75	Mercer (0)	Columbus	10-24-1907
69	Murray State (0)	Starkville	11-2-1946
68	Sewanee (0)	Jackson	10-31-1936
68	Mississippi College (0)	Starkville	10-13-1917
67	Arkansas State (0)	Starkville	9-23-1950
66	Tulane (22)	Starkville	10-22-1994
66	Mercer (0)	Starkville	11-7-1914
66	Samford (0)	Starkville	10-4-1913
65	Ole Miss (0)	Tupelo	11-6-1915
63	Stephen F. Austin (6)	Starkville	9-1-2018
62	Northwestern St. (13)	Starkville	9-19-2015
62	Troy (7)	Starkville	9-21-2013
62	Birmingham-Southern (0)	Starkville	11-3-1911
62	Marion Military Inst. (0)	Starkville	10-13-1906
61	Middle Tennessee (35)	Starkville	10-28-2000
61	Tulane (0)	Jackson	11-14-1914

MOST POINTS SCORED

Quarter: 40, Samford (11-18-1910) [3rd]

Quarter (Since 1950): 35, Troy (9-21-2013) [2nd]

Half: 49, Murray State (11-2-1946) [Half]

Half (Since 1950): 45, Troy (9-21-2013) [1st]

Game: 82, Samford (11-18-1910)

Modern Game: 69, Murray State (11-2-1946)

Game (Since 1950): 67, Arkansas State (9-23-50)

FEWEST POINTS SCORED

0, Many Times [Last: at Alabama (10-31-2020)]

MOST TOUCHDOWNS SCORED

14, Samford (11-18-1910)

Modern Game: 10 vs. Sewanee (10-31-1936); Murray State (11-2-1946); Arkansas State (9-23-50)

MOST TWO-POINT PATS MADE

5, Arkansas State (10-10-1959)

MOST TWO-POINT PATS ATTEMPTED

6, Arkansas State (10-10-1959)

MOST FIELD GOALS MADE

5, vs. NC State (1-1-1995); Arkansas (11-21-1998); UAB (10-23-2010)

MOST FIELD GOALS ATTEMPTED

6, vs. NC State (1-1-1995)

MOST PAT KICKS MADE

12, Samford (11-18-1910)

Modern Game: 9, Murray State (11-2-1946)

LARGEST MARGINS OF VICTORY

HOME (AT SCOTT FIELD)

Margin	Score	Opponent	Date
+82	82-0	Samford	11-18-1910
+80	80-0	Union	10-19-1907
+77	77-0	Cumberland	10-10-1914
+69	69-0	Murray State	11-2-1946
+68	68-0	Mississippi College	10-13-1917
+67	67-0	Arkansas State	9-23-1950
+66	66-0	Samford	10-4-1913
+66	66-0	Mercer	11-7-1914
+62	62-0	Marion [Ala.] Military Institute	10-13-1906
+62	62-0	Birmingham-Southern	11-3-1911
+59	59-0	Tennessee Medical College	11-11-1904
+59	59-0	Louisiana-Monroe	11-2-1996
+57	63-6	Stephen F. Austin	9-1-2018
+56	56-0	Millsaps College	10-7-1944

ROAD (AWAY FROM SCOTT FIELD)

Margin	Score	Opponent	Date
+75	75-0	*Mercer	10-24-1907
+68	68-0	*Sewanee	10-31-1936
+65	65-0	*Ole Miss	11-6-1915
+61	61-0	*Tulane	11-14-1914
+45	59-14	Memphis	9-1-2011
+43	43-0	Meridian Athletic Club	10-24-1903
+40	47-7	Kentucky	10-29-1994
+39	45-6	at Vanderbilt	10-23-2021
+38	52-14	*Michigan	1-1-2011
+38	38-0	South Carolina	9-26-1998
+38	38-0	Marion [Ala.] Military Institute	10-20-1905
+37	44-7	*Rice	12-31-2013
+36	57-21	Louisiana Tech	9-9-2017
+36	36-0	Houston	9-18-1965
+35	55-20	Ole Miss	11-26-2016
+33	33-0	Vanderbilt	10-17-1942
+33	33-0	Chattanooga	10-14-1916
+32	35-3	Ole Miss	11-22-2018
+32	35-3	South Alabama	9-13-2014

* denotes Neutral Site Contests

SINGLE-GAME OPPONENT SCORING HIGHS

Pts.	Opponent (MSU Score)	Site	Date
74	Houston (0)	Houston	10-4-1969
65	South Carolina (39)	Starkville	10-14-1995
61	LSU (6)	Baton Rouge	11-15-1969
61	Vanderbilt (0)	Columbus	10-1-1904
59	LSU (26)	Starkville	10-5-2013
59	Tennessee (21)	Knoxville	11-15-2003
59	Tulane (7)	New Orleans	10-31-1931
59	Alabama (0)	Birmingham	11-30-1922
58	Arkansas (42)	Starkville	11-19-2016
58	Alabama (14)	Tuscaloosa	11-4-1972
56	Auburn (23)	Auburn	9-28-2019
56	Auburn (0)	Birmingham	11-7-1970
55	LSU (0)	Baton Rouge	11-18-1967
55	Alabama (13)	Tuscaloosa	12-1-1945
55	New Orleans Athletic Club (0)	New Orleans	11-21-1896
54	Tulane (6)	New Orleans	10-29-1949
54	Texas (7)	Austin	11-11-1921
53	Alabama (34)	Starkville	10-29-1988
53	Alabama (0)	Montgomery	10-1-1932
53	Alabama (0)	Meridian	10-10-1931
53	Tulane (0)	New Orleans	11-1-1930
52	Auburn (13)	Auburn	11-8-1969

MOST POINTS ALLOWED

74, at Houston (10-4-1969)

FEWEST POINTS ALLOWED

0, Many Times [Last: Charleston Southern (9-2-2017)]

MOST TOUCHDOWNS ALLOWED

10, at Houston (10-4-1969)

FEWEST TOUCHDOWNS ALLOWED

0, Many Times [Last: at Vanderbilt (10-23-2021)]

LARGEST MARGINS OF DEFEAT

Margin	Score	Opponent	Site	Date
-74	0-74	Houston	Houston	10-4-1969
-61	0-61	Vanderbilt	Columbus	10-1-1904
-59	0-59	Alabama	Birmingham	11-30-1922
-56	0-56	Auburn	Birmingham	11-7-1970
-55	0-55	NOAC	New Orleans	11-21-1896
-55	0-55	LSU	Baton Rouge	11-18-1967
-55	6-61	LSU	Baton Rouge	11-15-1969
-53	0-53	Tulane	New Orleans	11-1-1930
-53	0-53	Alabama	Meridian	10-10-1931
-53	0-53	Alabama	Montgomery	10-1-1932
-52	0-52	LSU	Baton Rouge	11-20-1896
-52	7-59	Tulane	New Orleans	10-31-1931
-52	0-52	Florida	Gainesville	9-29-2001
-51	0-51	LSU	Baton Rouge	9-25-2004
-50	0-50	LSU	Baton Rouge	11-7-1908



COMEBACKS AND LAST-MINUTE HEROICS (SINCE 1970)

LARGEST FOURTH-QUARTER COMEBACKS

Pts.	Opponent	Date	**Time Remaining	Score	Time Final Lead Taken	Final Score
20	Louisiana Tech	9-4-2021	13:11	14-34	3:37	35-34
14	Ole Miss	11-23-2007	7:51	0-14	0:12	17-14
14	Ole Miss	11-25-1999	12:49	6-20	0:04	23-20
14	Memphis	10-5-1985	9:12	14-28	0:00	31-28
13	at Auburn	10-9-1999	2:28	3-16	0:19	18-16
12	at Kentucky	10-31-1992	5:55	21-33	0:37	37-36
11	at Arkansas	11-21-2015	12:54	31-42	3:05	51-50
9	at Tennessee	9-23-1986	7:32	14-23	4:40	27-23
7	vs. Illinois	1-2-2023	14:54	3-10	0:04	19-10
7	at Arkansas	11-18-2017	3:58	21-14	0:17	28-21
7	Kentucky	11-3-2001	13:09	7-14	7:31	17-14
7	UCF	10-25-1997	6:38	21-28	5:13	35-28
7	Memphis	8-30-1997	9:53	3-10	0:00	13-10
7	Tennessee	9-24-1994	9:32	14-21	0:36	24-21
7	Arkansas State	9-7-1985	3:41	7-14	2:28	22-14
7	Tulane	10-19-1985	11:56	20-27	0:02	31-27

LARGEST DEFICIT OVERCOME TO WIN A GAME

Pts.	Opponent	Date	**Time Remaining	Score	Time Final Lead Taken	Final Score
25	at Auburn	11-13-2021	6:10 (2)	3-28	13:28 (4)	43-34
20	Louisiana Tech	9-4-2021	13:11 (4)	14-34	3:37 (4)	35-34
16	at Auburn	10-9-1999	0:56 (3)	0-16	0:19 (4)	18-16
14	at Arkansas	11-18-2017	5:20 (1)	0-14	0:17 (4)	28-21
14	Louisiana Tech	10-17-2015	4:27 (1)	0-14	0:57 (2)	45-20
14	Arkansas	11-22-2008	7:12 (1)	0-14	5:59 (2)	31-28
14	Ole Miss	11-23-2007	7:51 (4)	0-14	0:12 (4)	17-14
14	vs. Texas A&M	12-31-2000	9:22 (2)	0-14	-- (OT)	43-41
14	Ole Miss	11-25-1999	12:49 (3)	6-20	0:04 (4)	23-20
14	Tennessee	9-24-1994	12:17 (3)	7-21	0:36 (4)	24-21
14	Memphis	10-5-1985	9:12 (4)	14-28	0:00 (4)	31-28
\$ 14	Ole Miss	11-19-1977	5:22 (2)	0-14	12:05 (4)	18-14
12	Kentucky	11-4-1999	13:21 (2)	7-19	0:05 (4)	23-22
12	at Kentucky	10-31-1992	5:55 (4)	21-33	0:37 (4)	37-36
11	at Arkansas	11-21-2015	11:56 (4)	31-42	3:05 (4)	51-50
11	Kentucky	9-6-1997	9:59 (3)	10-21	1:10 (4)	35-27
11	Kentucky	10-28-1995	0:39 (2)	14-25	4:51 (4)	42-32
10	Memphis	8-30-1997	4:54 (2)	0-10	0:00 (4)	13-10



On Nov. 18, 2017, MSU trailed 14-0 and then 21-14 at Arkansas with 4:00 remaining in the game before Nick Fitzgerald threw two touchdowns in the final two drives to complete a remarkable road comeback for a 28-21 win.

GAMES WON IN LAST POSSESSION

Date	Opponent	Score	Winning Play#	Time
10/1/1977	at Kansas State \$	24-21	D. Johnson 24-yard pass from B. Threadgill	1:16
10/24/1981	at Auburn	21-17	D. Knight 18-yard pass from J. Bond	1:00
11/13/1982	LSU	27-24	D. Moore 45-yard FG	0:23
11/17/1984	LSU	16-14	A. Cosby 27-yard FG	1:15
10/5/1985	Memphis	31-28	A. Cosby 54-yard FG	0:00
10/9/1989	at Southern Miss	26-23	J. Logan 34-yard FG	0:04
10/31/1992	at Kentucky	37-36	W. Harris 5-yard pass from G. Plump (K. Roberts run)	0:37
9/30/1997	Memphis	13-10	B. Hazelwood 53-yard FG	0:00
11/21/1998	Arkansas	22-21	B. Hazelwood 27-yard FG	0:07
11/4/1999	Kentucky	23-22	S. Westerfield 45-yard FG	0:05
11/25/1999	Ole Miss	23-20	S. Westerfield 44-yard FG	0:04
12/31/2000	vs. Texas A&M	43-41	W. Madkin 6-yard run	First OT
10/23/2004	Florida	38-31	J. Norwood 37-yard run	0:32
9/23/2006	UAB	16-10	O. Conner 21-yard run	First OT
11/23/2007	Ole Miss	17-14	A. Carlson 48-yard FG	0:12
9/24/2011	Louisiana Tech	26-20	L. Perkins 17-yard pass from C. Relf	First OT
11/23/2013	Arkansas	24-17	D. Williams 25-yard run	First OT
11/28/2013	Ole Miss	17-10	D. Prescott 3-yard run	First OT
11/18/2017	at Arkansas	28-21	D. Thomas 6-yard pass from N. Fitzgerald	0:17
9/4/2021	Louisiana Tech	35-34	J. Walley 15-yard pass from W. Rogers	3:37
11/5/2022	Auburn	39-33	J. Marks 5-yard run	First OT
1/2/2023	vs. Illinois	19-10	M. Biscardi 27-yard FG (M. Banks 60-yard FR on game's final play)	0:04

OTHER GAMES WON IN THE LAST TWO MINUTES

Date	Opponent	Score	Winning Play#	Time
10/26/1991	at Auburn	24-17	K. Roberts 61 run	1:49
9/24/1994	Tennessee	24-21	K. Watkins 2 pass from D. Taitte	0:36
10/15/1994	at South Carolina	41-36	C. Jones 26 pass from D. Taitte	1:04
10/9/1999	at Auburn	18-16	M. Butler 11 pass from M. Wyatt	0:19
10/23/1999	LSU	17-16	R. Gibson 1 run	1:39
12/29/2007	vs. UCF	10-3	A. Dixon 1 run	1:54

** — time remaining when first points of comeback were registered
 # — conversion included where it provided the margin of victory
 \$ — game later forfeited by the NCAA
 ^ — game later vacated by the NCAA

OVERTIME RECORD: 6-5

Date	Opponent	Location	Result
11/23/1996	Arkansas	Starkville	L, 13-16 (1OT)
10/21/2000	LSU	Baton Rouge, La.	L, 38-45 (1OT)
11/18/2000	Arkansas	Starkville	L, 10-17 (1OT)
12/31/2000	vs. Texas A&M	Shreveport, La.	W, 43-41 (1OT)
9/23/2006	UAB	Birmingham, Ala.	W, 16-10 (1OT)
11/20/2010	Arkansas	Starkville	L, 31-38 (2OT)
9/24/2011	Louisiana Tech	Starkville	W, 26-20 (1OT)
11/23/2013	Arkansas	Little Rock, Ark.	W, 24-17 (1OT)
11/28/2013	Ole Miss	Starkville	W, 17-10 (1OT)
10/14/2016	BYU	Provo, Utah	L, 21-28 (2OT)
11/5/2022	Auburn	Starkville	W, 39-33 (1OT)

MSU's road overtime record: 2-2
 MSU's home overtime record: 3-3
 MSU's neutral site overtime record: 1-0



SINGLE-SEASON DEFENSIVE RECORDS

MOST PLAYS AGAINST

977 (2014)

FEWEST PLAYS AGAINST

431 (1936)

Since 1950: 504 (1958)

MOST NET YARDS ALLOWED

5,968 (2016)

FEWEST NET YARDS ALLOWED

1,010 (1936)

Since 1950: 2,070 (1963)

LOWEST YARDS-PER-PLAY ALLOWED

2.34 (1936) [431 for 1,010 yards]

Since 1950: 3.34 (1999) [734 for 2,448 yards]

LOWEST YARDS-PER-GAME ALLOWED

101.0 (1936) [1,010 in 10 games]

Since 1950: 207.0 (1963) [2,070 in 10 games]

MOST TOUCHDOWNS ALLOWED

63 (2003)

FEWEST TOUCHDOWNS ALLOWED

4 (1936)

Since 1950: 9 (1963)

MOST RUSHING ATTEMPTS AGAINST

608 (1977)

FEWEST RUSHING ATTEMPTS AGAINST

328 (1936)

Since 1950: 362 (2021)

MOST NET RUSHING YARDS ALLOWED

2,853 (1986)

FEWEST NET RUSHING YARDS ALLOWED

505 (1940)

Since 1950: 736 (1999)

LOWEST YARDS-PER-RUSH ALLOWED

1.44 (1940) [350 for 505 yards]

Since 1950: 1.83 (1999) [403 for 736 yards]

LOWEST RUSHING YARDS-PER-GAME ALLOWED

50.5 (1940) [505 in 10 games]

Since 1950: 66.9 (1999) [736 in 11 games]

FEWEST RUSHING TOUCHDOWNS ALLOWED

Modern Era: 2 (1936)

Since 1950: 4 (1963)

MOST PASSING ATTEMPTS AGAINST

505 (2014)

FEWEST PASSING ATTEMPTS AGAINST

102 (1950)

MOST COMPLETIONS ALLOWED

291 (2016)

FEWEST COMPLETIONS ALLOWED

40 (1936)

Since 1950: 50 (1956 & 1953)

MOST NET PASSING YARDS ALLOWED

3,660 (2016)

FEWEST NET PASSING YARDS ALLOWED

325 (1936)

Since 1950: 635 (1957)

LOWEST PASSING YARDS-PER-GAME ALLOWED

32.5 (1936) [325 in 10 games]

Since 1950: 63.9 (1953) [639 in 10 games]

FEWEST PASSING TOUCHDOWNS ALLOWED

Modern Era: 2 (1960, 1953 & 1936)

MOST INTERCEPTIONS

Rank	Interceptions	Year
1.	22	1994
2.	19	1970
	19	2000
	19	2012
5.	18	1967
	18	1977
	18	1992
	18	2007
9.	17	1963
	17	1972
	17	2009

MOST SACKS

Rank	Sacks	Year
1.	39.0	2018
	39.0	1996
3.	38.0	1991
4.	37.0	2014
5.	36.0	2017
	36.0	1998
7.	34.0	1999
8.	33.0	1989
9.	32.0	1985
10.	31.0	2022
	31.0	2000

MOST TACKLES FOR LOSS

103 (2018)

MOST POINTS ALLOWED

471 (2003)

FEWEST POINTS ALLOWED

6 (1903)

Modern Era: 25 (1936)

Since 1950: 82 (1963)

HIGHEST POINTS-PER-GAME ALLOWED

39.25 (2003) [471 in 12 games]

LOWEST POINTS-PER-GAME ALLOWED

2.5 (1936) [25 in 10 games]

Since 1950: 8.2 (1963) [82 in 10 games]

MOST SHUTOUTS BY

7 (1913 & 1936)

Since 1950: 3 (1950 & 1963)

MOST FIRST DOWNS ALLOWED

298 (2016)

FEWEST FIRST DOWNS ALLOWED

51 (1936)

Since 1950: 101 (1957)

MOST FUMBLES CAUSED

45 (1976)

MOST FUMBLES RECOVERED

29 (1953)

MOST TURNOVERS CAUSED

43 (1970)

SINGLE-SEASON SPECIAL TEAMS RECORDS

TOTAL PUNTS

Rank	Punts	Year
1.	96	1967
2.	82	2008
3.	80	1971
	80	2007
5.	75	1989

*Fewest punts: 41 (1955)

PUNTING AVERAGE

Rank	Average	Year
1.	43.6	1973
2.	43.1	1996
3.	43.0	1997
4.	42.9	2014
5.	42.8	1992

MOST PUNT RETURNS

70 (1936)

Since 1950: 47 (1956)

MOST NET PUNT RETURN YARDS GAINED

778 (1936)

Since 1950: 521 (1971)

MOST PUNT RETURN TOUCHDOWNS

3 (1965, 1971, 1981 & 1998)

MOST KICKOFF RETURNS

61 (2009)

MOST NET KICKOFF RETURN YARDS GAINED

1,514 (2009)

MOST KICKOFF RETURN TOUCHDOWNS

2 (1910)

Modern Era: 1, Many Times (Last: 2022)

SINGLE-SEASON SCORING RECORDS

MOST POINTS SCORED

480 (2014)

HIGHEST POINTS-PER-GAME AVERAGE

36.9 (2014) [480 in 13 games]

FEWEST POINTS SCORED

0 (1895 & 1896)

Modern Era: 38 (1949)

Since 1950: 49 (1967)

MOST TOUCHDOWNS SCORED

64 (2014)

MOST TWO-POINT CONVERSIONS MADE

8 (1958)

MOST TWO-POINT CONVERSIONS ATTEMPTED

13 (1958)

MOST FIELD GOALS MADE

18 (1999)

MOST FIELD GOALS ATTEMPTED

27 (1992)

MOST PAT KICKS MADE

60 (2014)

MOST PAT KICKS ATTEMPTED

64 (2014)



SINGLE-SEASON PASSING RECORDS

YARDAGE

Rank	Yardage	Year
1.	4,918	2021
2.	4,113	2015
3.	4,046	2022
4.	3,649	2014
5.	3,259	2020
6.	3,178	2013
7.	3,091	2012
8.	2,726	2016
9.	2,637	1978
10.	2,611	2002

YARDS-PER-GAME

Rank	Yardage	Year
1.	378.3	2021
2.	316.4	2015
3.	311.2	2022
4.	296.3	2020
5.	280.7	2014
6.	244.5	2013
7.	239.7	1978
8.	237.8	2012
9.	221.2	1999
10.	220.2	1985

COMPLETION PERCENTAGE

Rank	Percentage	Year
1.	.736	2021
2.	.675	2022
3.	.670	2020
4.	.662	2015
5.	.617	2014
6.	.590	2019
	.590	2013
8.	.587	2012
9.	.583	2010
10.	.575	2009

ATTEMPTS

Rank	Attempts	Year
1.	704	2021
2.	634	2022
3.	557	2020
4.	500	2015
5.	442	2002
6.	429	2013
7.	424	2012
8.	423	2014
9.	411	2016
10.	406	1988

COMPLETIONS

Rank	Completions	Year
1.	518	2021
2.	428	2022
3.	373	2020
4.	331	2015
5.	261	2014
6.	253	2013
7.	249	2012
8.	230	2016
9.	226	2002
10.	210	2008

TOUCHDOWNS

Rank	Touchdowns	Year
1.	37	2021
2.	36	2022
3.	33	2015
4.	31	2014
5.	28	2012
6.	24	2016
7.	22	2018
8.	19	2019
	19	2011
10.	18	2013
	18	2010

FEWEST ATTEMPTS

Modern Era: 73 (1957)

FEWEST COMPLETIONS

Modern Era: 26 (1957)

FEWEST NET YARDS GAINED

Modern Era: 502 (1963)

MOST INTERCEPTIONS THROWN

25 (1949, 2003)

SINGLE-SEASON RUSHING RECORDS

ATTEMPTS

Rank	Rushes	Year
1.	651	1980
2.	648	1981
3.	644	1976
4.	634	2017
5.	619	2010

YARDS

Rank	Yards	Year
1.	3,272	2017
2.	3,135	1980
3.	3,030	2014
4.	2,997	2016
5.	2,971	1976

YARDS-PER-GAME

Rank	Average	Year
1.	285.0	1980
2.	270.1	1976
3.	264.3	1979
4.	263.5	1982
5.	251.7	2017

TOUCHDOWNS

Rank	Touchdowns	Year
1.	31	1974
2.	30	2017
3.	29	2014
	29	2013
5.	28	1980
	28	2010

FEWEST ATTEMPTS

Modern Era: 204 (2020)

FEWEST NET YARDS GAINED

Modern Era: 483 (2020)

HIGHEST YARDS-PER-RUSH AVERAGE

5.7 (2018) [514 for 2907 yards]

SINGLE-SEASON TOTAL OFFENSE RECORDS

TOTAL PLAYS

Rank	Plays	Year
1.	1001	2014
2.	987	2017
3.	974	2021
4.	956	2013
5.	943	2016
6.	929	2022
7.	927	2015
8.	907	2010
9.	880	2007
10.	863	2002

TOTAL OFFENSIVE YARDS

Rank	Yards	Year
1.	6,679	2014
2.	5,986	2015
3.	5,739	2021
4.	5,723	2016
5.	5,647	2013
6.	5,442	2017
7.	5,217	2010
8.	5,201	2019
9.	5,166	2018
10.	5,108	2022

PER GAME OFFENSE

Rank	Average	Year
1.	513.8	2014
2.	460.5	2015
3.	441.5	2021
4.	440.2	2016
5.	434.4	2013
6.	422.0	1982
7.	418.6	2017
8.	401.3	2010
9.	400.1	2019
10.	397.4	2018

TOTAL FIRST DOWNS

Rank	First Downs	Year
1.	335	2021
2.	334	2014
3.	305	2013
3.	302	2015
4.	299	2017
5.	296	2022
6.	287	2016
7.	280	2019
8.	268	2010
9.	262	2012
10.	255	2018

FEWEST PLAYS

Modern Era: 502 (1962)

FEWEST NET YARDS GAINED

Modern Era: 1,638 (1967)

HIGHEST YARDS-PER-PLAY AVERAGE

6.7 (2014) [1,001 for 6,679 yards]

MOST TOUCHDOWNS (RUSH & PASS)

60 (2014)

RUSHING RECORDS

RUSHING ATTEMPTS

GAME	Player	Att.	Opp.	Date	Yds.
1.	Michael Davis	40	Ole Miss	11-27-1993	154
2.	James Johnson	36	Alabama	11-14-1998	237
3.	Tommy Garrison	35	Texas Tech	10-7-1967	110
4.	Jerious Norwood	34	Ole Miss	11-26-2005	204
5.	Michael Davis	33	South Carolina	10-16-1993	128
	Anthony Dixon	33	Kentucky	10-31-2009	252
	Vick Ballard	33	Arkansas	11-20-2010	150
8.	Tom McWilliams	32	LSU	10-21-1944	139
	Tom McWilliams	32	Tulane	11-1-1947	145
	Keffer McGee	32	Baylor	9-16-1995	132
	Anthony Dixon	32	UAB	10-6-2007	152

SEASON

Player	Att.	Year	Yds.	Avg.	
1.	Anthony Dixon	287	2007	1,066	3.7
2.	Anthony Dixon	257	2009	1,391	5.4
3.	Kylin Hill	242	2019	1,350	5.6
4.	Aeris Williams	236	2017	1,107	4.7
	James Johnson	236	1998	1,383	5.9
6.	Keffer McGee	235	1995	1,072	4.6
7.	Nick Fitzgerald	221	2018	1,121	5.1
8.	James Johnson	217	1997	1,069	4.9
9.	Wayne Jones	212	1973	1,193	5.6
10.	Dak Prescott	210	2014	986	4.7

CAREER

Player	Att.	Years	Yds.	Avg.	
1.	Anthony Dixon	910	2006-09	3,994	4.4
2.	Nick Fitzgerald	601	2015-18	3,607	6.0
3.	Michael Davis	578	1991-94	2,721	4.7
4.	Jerious Norwood	573	2002-05	3,222	5.6
5.	John Bond	572	1980-83	2,280	4.0
6.	Dak Prescott	536	2012-15	2,521	4.7
7.	LaDarius Perkins	530	2010-13	2,554	4.8
8.	Don Smith	485	1983-86	1,868	3.9
9.	Walter Packer	483	1973-76	2,820	5.8
10.	James Johnson	453	1997-98	2,452	5.4

RUSHING YARDS

GAME	Player	Yds.	Opp.	Date	Att.
1.	Nick Fitzgerald	258	Ole Miss	11-26-2016	14
2.	Anthony Dixon	252	Kentucky	10-31-2009	33
3.	Jerious Norwood	247	Houston	10-22-2005	24
4.	James Johnson	237	Alabama	11-14-1998	36
5.	Kylin Hill	234	Arkansas	11-2-2019	21
6.	Kevin Bouie	217	Kentucky	10-29-1994	23
7.	Kylin Hill	211	Kansas State	9-8-2018	17
8.	James Johnson	209	Kentucky	11-7-1998	28
9.	Jerious Norwood	204	Ole Miss	11-26-2005	34
10.	Jerious Norwood	201	UAB	10-9-2004	24

SEASON

Player	Yds.	Year	Att.	Avg.	
1.	Anthony Dixon	1,391	2009	257	5.4
2.	James Johnson	1,383	1998	236	5.9
3.	Nick Fitzgerald	1,375	2016	218	7.1
4.	Kylin Hill	1,350	2019	242	5.6
5.	Josh Robinson	1,203	2014	190	6.3
6.	Wayne Jones	1,193	1973	212	5.6
7.	Vick Ballard	1,189	2011	193	6.2
8.	Jerious Norwood	1,126	2005	191	5.9
9.	Nick Fitzgerald	1,121	2018	221	5.1
10.	Aeris Williams	1,107	2017	236	4.7

CAREER

Player	Yds.	Years	Att.	Avg.	
1.	Anthony Dixon	3,994	2006-09	910	4.4
2.	Nick Fitzgerald	3,607	2015-18	601	6.0
3.	Jerious Norwood	3,212	2002-05	573	5.6
4.	Walter Packer	2,820	1973-76	483	5.8
5.	Michael Davis	2,721	1991-94	578	4.7
6.	Michael Haddix	2,558	1979-82	425	6.0
7.	LaDarius Perkins	2,554	2010-13	530	4.8
8.	Kylin Hill	2,535	2017-20	452	5.6
9.	Dak Prescott	2,521	2012-15	536	4.7
10.	James Johnson	2,452	1997-98	453	5.4

MOST NET YARDS GAINED (QB)

Game: 258, Nick Fitzgerald at Ole Miss (11-26-2016)

Season: 1,375, Nick Fitzgerald (2016)

Career: 3,607, Nick Fitzgerald (2015-18; also SEC record)

MOST NET YARDS GAINED (FRESHMAN)

Game: 198, Dennis Johnson at Memphis (10-19-1974)

Season: 720, John Bond (1980)

RUSHING YARDS PER GAME

SEASON	Player	YPG	Year	Games	Yds.
1.	Anthony Dixon	126.50	2009	11	1391
2.	James Johnson	115.30	1998	12	1383
3.	Wayne Jones	108.45	1973	11	1193
4.	Nick Fitzgerald	105.77	2016	13	1375
5.	Kylin Hill	103.85	2019	13	1350
6.	Jerious Norwood	102.36	2005	11	1126
6.	Keffer McGee	97.45	1995	11	1072
7.	James Johnson	97.18	1997	11	1069
8.	Jerious Norwood	95.45	2004	11	1050
9.	Nick Fitzgerald	93.42	2018	12	1121
10.	Josh Robinson	92.54	2014	13	1203

Career (Min. 20 games): 106.6, James Johnson (1997-98) [2,452 in 23 games]

Career (Min. 40 games): 83.2, Anthony Dixon (2006-09) [3,994 in 48 games]

YARDS PER RUSH

Game (Min. 5 att.): 19.5, Blondy Black, Duquesne (11-14-1942) [6 for 117 yards]

Game (Min. 10 att.): 18.4, Nick Fitzgerald at Ole Miss (11-26-2016) [14 for 258 yards]

Game (Min. 20 att.): 11.1, Kylin Hill at Arkansas (11-2-2019) [21 for 234 yards]

Game (Min. 30 att.): 7.6, Anthony Dixon vs. Kentucky (10-31-2009) [33 for 252 yards]

Season (Min. 90 att.): 7.1, Nick Fitzgerald (2016) [195 for 1,375 yards]

Season (Min. 100 att.): 7.1, Nick Fitzgerald (2016) [195 for 1,375 yards]

Career (Min. 400 att.): 6.0, Nick Fitzgerald (2015-18) [601 for 3,607]; Michael Haddix (1979-82) [425 for 2,558 yards]

LONGEST RUSHES

Player	Yards	Opponent	Date
1.	Stanley Howell	Southern Miss	10-27-1979
2.	Blondy Black	Duquesne	11-14-1942
3.	Ode Burrell	Tulane	10-12-1962
	Fred Collins	Ole Miss	11-24-1979
5.	John Bond	Auburn	10-23-1982
	Kenny Roberts	Vanderbilt	9-2-1989
7.	Blondy Black	San Francisco	12-6-1941
	Walter Packer	LSU	11-15-1975
9.	Don Smith	Southern Miss	10-6-1984
10.	James Johnson	Alabama	11-15-1997

100-YARD RUSHING GAMES

SEASON	Player	Games	Year
1.	Anthony Dixon	8	2009
	Nick Fitzgerald	8	2016
	Kylin Hill	8	2019
4.	Nick Fitzgerald	7	2018
	James Johnson	7	1998
	Wayne Jones	7	1973
7.	Nick Fitzgerald	6	2017
	Vick Ballard	6	2011
	Dicenzo Miller	6	2000
	Dontae Walker	6	2000
	Don Smith	6	1986
	Walter Packer	6	1974

CAREER

Player	Games	Years	
1.	Nick Fitzgerald	21	2015-18
2.	Anthony Dixon	17	2006-09
3.	Jerious Norwood	13	2002-05
4.	James Johnson	12	1997-98
	Walter Packer	12	1973-76
6.	Kylin Hill	11	2017-20
7.	Vick Ballard	10	2010-11
	Dicenzo Miller	10	1998-01
	Michael Davis	10	1991-94
	Michael Haddix	10	1979-82

MOST 100-YARD RUSHING GAMES (QB)


Season: 8, Nick Fitzgerald (2016)

Career: 21, Nick Fitzgerald (2015-18; also SEC record)

MOST CONSECUTIVE 100-YARD RUSHING GAMES

Season: 6, Dicenzo Miller (2000)

Career: 6, Dicenzo Miller (2000)



Nick Fitzgerald left MSU as the school record-holder for most 100-yard rushing games (21), which also is an SEC record among quarterbacks.



RUSHING TOUCHDOWNS

Player	TDs	Opp.	Date
1. Harry McArthur	7	Cumberland	10-10-1914
Harry Furman	7	Mercer	10-24-1907
Harry Furman	7	Southern Baptist	10-21-1907
4. Nick Fitzgerald	4	Louisiana Lafayette	9-15-2018
Nick Fitzgerald	4	Arkansas	11-19-2016
James Johnson	4	UCF	10-25-1997
Keffer McGee	4	Louisiana-Monroe	9-30-1995
John Bond	4	LSU	11-12-1983
James Jones	4	Memphis	9-23-1978
Art Davis	4	LSU	11-13-1954
Jackie Parker	4	Arkansas State	10-4-1952

SEASON

Player	TDs	Year	Att.	Yds.
1. Vick Ballard	19	2010	186	968
2. Nick Fitzgerald	16	2016	195	1,375
Jackie Parker	16	1952	126	455
4. Nick Fitzgerald	14	2017	162	984
Dak Prescott	14	2014	210	986
Anthony Dixon	14	2007	287	1,066
Harry Furman	14	1907	--	--
8. Nick Fitzgerald	13	2018	221	1,121
Dak Prescott	13	2013	134	829
Keffer McGee	13	1995	235	1,072
John Bond	13	1983	164	612

CAREER

Player	TDs	Years	Att.	Yds.
1. Nick Fitzgerald	46	2015-18	601	3,607
2. Anthony Dixon	42	2006-09	910	3,994
3. Dak Prescott	41	2012-15	536	2,521
4. Vick Ballard	29	2010-11	379	2,157
5. Michael Davis	27	1991-94	578	2,721
6. James Johnson	24	1997-98	453	2,452
John Bond	24	1980-83	572	2,280
Jackie Parker	24	1952-53	201	663
9. Dontae Walker	22	1999-02	417	1,875
10. Don Smith	21	1983-86	485	1,868

TOTAL OFFENSE RECORDS

TOTAL YARDS

Player	Yds.	Opponent	Date	Stats
1. K.J. Costello	585	at LSU	9-26-2020	(-38)/623p
2. Dak Prescott	554	Arkansas	11-21-2015	46r/508p
3. Nick Fitzgerald	536	Samford	10-29-2016	119r/417p
4. Dak Prescott	500	Georgia Tech	12-31-2014	47r/453p
5. Keytaon Thompson	473	Stephen F. Austin	9-1-2018	109r/364p
6. Derrick Taite	468	Tulane	10-22-1994	2r/466p
7. Will Rogers	466	at Ole Miss	11-28-2020	26r/440p
8. Dak Prescott	465	Kentucky	10-24-2015	117r/348p
9. Nick Fitzgerald	459	Arkansas	11-19-2016	131r/328p
10. Wesley Carroll	441	Arkansas	11-17-2007	20r/421p

SEASON

Player	Year	Rush	Pass	Total
1. Will Rogers	2021	(-97)	4,739	4,642
2. Dak Prescott	2014	986	3,449	4,435
3. Dak Prescott	2015	588	3,793	4,381
4. Will Rogers	2022	(-165)	3,974	3,809
5. Nick Fitzgerald	2016	1,375	2,423	3,798
6. Tyler Russell	2012	(-5)	2,897	2,892
7. Nick Fitzgerald	2018	1,121	1,767	2,888
8. Don Smith	1985	554	2,332	2,886
9. Will Rogers	2022	(-113)	2,912	2,799
10. Dak Prescott	2013	829	1,940	2,769

CAREER

Player	Years	Plays	Rush	Pass	Total
1. Dak Prescott	2012-15	1,705	2,521	9,376	11,897
2. Will Rogers	2020-p	1,775	(-303)	10,689	10,386
3. Nick Fitzgerald	2015-18	1,543	3,607	6,207	9,814
4. Don Smith	1983-86	1,223	1,868	5,229	7,097
5. John Bond	1980-83	1,237	2,280	4,621	6,901
6. Wayne Madkin	1998-01	1,121	146	6,336	6,482
7. Tyler Russell	2010-13	815	117	5,441	5,558
8. Kevin Fant	2000-03	635	(-207)	5,631	5,424
9. Derrick Taite	1993-96	924	173	5,232	5,405
10. Chris Relf	2008-11	860	1,575	3,297	4,872

YARDS PER GAME AVERAGE

Season: 485.7, Dak Prescott (2015) [6,314 in 13 games]
 Career: **296.7, Will Rogers (2020-p) [10,386 in 35 games]**
 242.8, Dak Prescott (2012-15) [11,897 in 49 games]

PLAYS

Game: **70, Will Rogers at Memphis (9-18-2021);**
 Dak Prescott at Alabama (11-15-2014)
 Season: **745, Will Rogers (2021)**
 Career: **1,775, Will Rogers (2020-p)**

TOUCHDOWNS RESPONSIBLE FOR

Game: Keytaon Thompson, Stephen F. Austin (9-1-2018); Nick Fitzgerald, Samford (10-29-2016); Dak Prescott at Arkansas (11-21-2015)

SEASON

Player	Year	Rush	Pass	TDs
1. Dak Prescott	2014	14	27 & 1 rec.	42
2. Dak Prescott	2015	10	29	39
3. Will Rogers	2021	0	37	37
Nick Fitzgerald	2016	16	21	37
5. Will Rogers	2022	0	35	35
Nick Fitzgerald	2018	13	16	29
Nick Fitzgerald	2017	14	15	29
8. Tyler Russell	2012	2	24	26
9. Dak Prescott	2013	13	10 & 2 rec.	25
10. Jackie Parker	1952	16	8	24

CAREER

Player	Years	Rush	Pass	TDs
1. Dak Prescott	2012-15	41	70 & 3 rec.	114
2. Nick Fitzgerald	2015-18	46	55	101
3. Will Rogers	2020-p	1	82	83
4. Don Smith	1983-86	21	31	52
5. Anthony Dixon	2006-09	46	0	46
6. Tyler Russell	2010-13	3	42	45
7. John Bond	1980-83	24	18	42
8. Wayne Madkin	1998-01	7	34	41
9. Derrick Taite	1993-96	2	38	40
10. Jackie Parker	1952-53	24	15	39



Dak Prescott (2012-15) departed MSU with a total of 38 program records (single-game, single-season and career).

ALL-PURPOSE RECORDS

TOTAL ALL-PURPOSE YARDS

Player	Yds.	Opponent	Date	Stats
1. Nick Turner	344	Tennessee	11-15-2003	41 rush / 37 receive / 163 KOR / 103 PR
2. LaDarius Perkins	319	Ole Miss	11-27-2010	98 rush / 140 receive / 65 KOR / 16 PR
3. James Johnson	312	Alabama	11-14-1998	237 rush / 75 receive
4. Jameon Lewis	267	Rice	12-31-2013	220 receive / 27 KOR / 20 PR
5. Anthony Dixon	266	Kentucky	10-31-2009	252 rush / 14 receive
6. David Smith	265	LSU	11-15-1969	-12 rush / 102 receive / 175 KOR
Jerious Norwood	265	Houston	10-22-2005	247 rush / 9 receive / 9 PR
8. LaDarius Perkins	261	Troy	9-15-2012	179 rush / -3 receive / 85 KOR
9. Eric Moulds	258	LSU	9-10-1994	95 receive / 163 KOR
Nick Fitzgerald	258	Ole Miss	11-26-2016	258 rush

SEASON

Player	Season	Yds.	Rush	Rec.	KR	PR
1. Nick Turner	2003	1,664	696	93	565	310
2. Josh Robinson	2014	1,573	1,203	370	0	0
3. Kevin Prentiss	1998	1,546	68	681	458	339
4. Jameon Lewis	2013	1,537	117	923	446	51
5. Kytin Hill	2019	1,530	1,350	180	0	0
6. Anthony Dixon	2009	1,514	1,391	123	0	0
7. Dicoenzo Miller	2000	1,513	1,005	344	62	102
8. LaDarius Perkins	2012	1,509	1,024	160	325	0
9. James Johnson	1998	1,481	1,383	98	0	0
10. Nick Fitzgerald	2016	1,384	1,375	9	0	0

CAREER

Player	Years	Yds.	Rush	Rec.	KR	PR
1. Anthony Dixon	2006-09	4,443	3,994	449	0	0
2. LaDarius Perkins	2010-13	4,253	2,554	714	969	16
3. Walter Packer	1973-76	4,169	2,820	171	1,166	12
4. Tony James	1989-92	3,973	218	561	1,862	1,332
5. Jerious Norwood	2002-05	3,750	3,212	186	309	43
6. Nick Fitzgerald	2015-18	3,616	3,607	9	0	0
7. David Smith	1968-70	3,572	80	2,168	1,131	193
8. Chad Bumphis	2009-12	3,380	232	2,270	526	352
9. Mardye McDole	1977-80	3,353	430	2,214	427	282
10. Jameon Lewis	2011-14	3,325	280	1,554	1,414	77

YARDS PER PLAY

GAME (MIN. 5 PLAYS)

34.0, Eric Moulds, Tulane (10-22-1994) [7 for 238 yds]

GAME (MIN. 10 PLAYS)

23.3, Kevin Prentiss vs. Tennessee (12-5-1998) [10 for 233 yds]

SEASON

23.0, Eric Moulds (1994) [55 for 1,263 yards]

CAREER (MIN. 150 PLAYS)

17.8, Glen Young (1979-82) [162 for 2,883 yards]

CAREER (MIN. 200 PLAYS)

14.5, Mardye McDole (1977-80) [232 for 3,353 yards]

PLAYS

GAME

40, Michael Davis, Ole Miss (11-27-1993)

SEASON

301, Anthony Dixon (2007)

CAREER

966, Anthony Dixon (2006-09)



PASSING RECORDS

PASSING ATTEMPTS

GAME

67, Will Rogers at Memphis (9-18-2021)

By a Senior: 60, K.J. Costello, at LSU, 2020
By a Junior: 60, Will Rogers, at Alabama, 2022
By a Sophomore: 67, Will Rogers, at Memphis, 2021
By a Freshman: 61, Will Rogers, at Ole Miss, 2020

SEASON

Table with 6 columns: Player, Att., Year, Yds., Pct., Cmp.
1. Will Rogers 683 2021 4,739 .739 505

By a Senior: 477, Dak Prescott, 2015
By a Junior: 610, Will Rogers, 2022
By a Sophomore: 683, Will Rogers, 2021
By a Freshman: 346, Will Rogers, 2020

CAREER

Table with 5 columns: Player, Att., Years, Cmp., Yds.
1. Will Rogers 1,639 2020-p 1,159 10,689

COMPLETIONS

GAME

Table with 4 columns: Cmp., Player, Opponent, Date
1. 50 Will Rogers at Memphis 9-18-2021

By a Senior: 43, K.J. Costello, Arkansas, 2020
By a Junior: 42, Will Rogers, Auburn, 2022
By a Sophomore: 50, Will Rogers, at Memphis, 2021
By a Freshman: 45, Will Rogers, at Ole Miss, 2020

SEASON

Table with 5 columns: Player, Cmp., Year, Att., Yds.
1. Will Rogers 505 2021 683 4,739

By a Senior: 316, Dak Prescott, 2015
By a Junior: 415, Will Rogers, 2022
By a Sophomore: 505, Will Rogers, 2021
By a Freshman: 239, Will Rogers, 2020

CAREER

Table with 5 columns: Player, Cmp., Years, Att., Yds.
1. Will Rogers 1,159 2020-p 1,639 10,689

CONSECUTIVE COMPLETIONS

ONE GAME

15, Will Rogers, at Arizona (9-10-2022); twice vs. Kentucky (10-30-2021)

ONE GAME BY A FRESHMAN

11, Garrett Shrader, Kentucky (9-21-2019)
10, Will Rogers, Texas A&M (10-17-2020)

TWO GAMES

17, Dave Marler, Florida State & vs. Tennessee (10-14 & 10-28-1978)
15, Will Rogers, at Arizona (9-10-2022); twice vs. Kentucky (10-30-2021)

COMPLETION PERCENTAGE

GAME (MIN. 9 ATT.)

1,000, Jackie Parker, Ole Miss (11-28-1953) [9 of 9]

GAME (MIN. 15 ATT.)

.923, Will Rogers, Kentucky (10-30-2021) [36 of 39]

GAME (MIN. 25 ATT.)

.923, Will Rogers, Kentucky (10-30-2021) [36 of 39]

GAME (MIN. 35 ATT.)

.923, Will Rogers, Kentucky (10-30-2021) [36 of 39]

GAME (MIN. 45 ATT.)

.830, Will Rogers, Louisiana Tech (9-4-21) [39 of 47]

SEASON (MIN. 50 ATT.)

Table with 5 columns: Player, Pct., Year, Cmp., Att.
1. Will Rogers .739 2021 505 683

By a Senior: .662, Dak Prescott, 2015
By a Junior: .680, Will Rogers, 2022
By a Sophomore: .739, Will Rogers, 2021
By a Freshman: .691, Will Rogers, 2020

CAREER

Table with 5 columns: Player, Pct., Years, Cmp., Att.
1. Will Rogers .707 2020-p 1,159 1,639

PASSING YARDS

GAME

Table with 5 columns: Player, Yds., Opp., Date, C-Att.
1. K.J. Costello 623 at LSU 9-26-2020 36-60

By a Senior: 623, K.J. Costello, at LSU, 2020
By a Junior: 453, Dak Prescott, vs. Georgia Tech, 2014
By a Sophomore: 466, Derrick Taite, vs. Tulane, 1994
By a Freshman: 440, Will Rogers, at Ole Miss, 2020

SEASON

Table with 6 columns: Player, Yds., Year, Cmp., Att., Pct.
1. Will Rogers 4,739 2021 505 683 .739

By a Senior: 3,793, Dak Prescott, 2015
By a Junior: 3,974, Will Rogers, 2022
By a Sophomore: 4,739, Will Rogers, 2021
By a Freshman: 1,976, Will Rogers, 2020

CAREER

Table with 5 columns: Player, Yds., Years, Cmp., Att., Pct.
1. Will Rogers 10,689 2020-p 1,159 1,639 .708

PASSING YARDS PER ATTEMPT

GAME (MIN. 25 ATTEMPTS)

14.03, Derrick Taite, vs. Tulane, 1994

SEASON (MIN. 100 ATTEMPTS)

8.71, Dak Prescott, 2014

CAREER (MIN. 150 ATTEMPTS)

Table with 5 columns: Player, Yds/Att., Years, Att., Yds.
1. Jackie Parker 8.518 1952-53 166 1,414



PASSING YARDS PER GAME SEASON

Player	YPG	Year	GP	Cmp.	Att.	Yds.
1. Will Rogers	364.54	2021	13	505	683	4,739
2. Will Rogers	305.69	2022	13	415	610	3,974
3. Dak Prescott	291.77	2015	13	316	477	3,793
4. Dak Prescott	265.31	2014	13	244	396	3,449
5. Tyler Russell	222.85	2012	13	231	394	2,897
6. Dave Marler	220.18	1978	11	163	287	2,422
7. Will Rogers	219.56	2020	9	239	346	1,976
8. K.J. Costello	213.83	2020	6	134	209	1,283
9. Don Smith	212.00	1985	11	143	312	2,332
10. Derrick Taite	203.73	1995	11	165	309	2,241

200-YARD PASSING GAMES SEASON

Player	Games	Year
1. Will Rogers	13	2022
Will Rogers	13	2021
3. Dak Prescott	12	2015
Dak Prescott	12	2014
5. Tyler Russell	8	2012
6. Derrick Taite	6	1995
Dave Marler	6	1978
Tommy Pharr	6	1968
9. Will Rogers	5	2020
Nick Fitzgerald	5	2016
Dak Prescott	5	2013
Kevin Fant	5	2003
Tommy Pharr	5	1969
Wayne Madkin	5	2000
Tony Shell	5	1988
Don Smith	5	1985

CAREER

Player	Games	Years
1. Will Rogers	31	2020-p
2. Dak Prescott	29	2012-15
3. Tommy Pharr	11	1967-69
Wayne Madkin	11	1998-01
Kevin Fant	11	2000-03
6. Nick Fitzgerald	10	2015-18
Tyler Russell	10	2010-13
8. Derrick Taite	9	1993-96
9. Don Smith	8	1983-86
10. Tony Shell	7	1988-90

300-YARD PASSING GAMES SEASON

11, Will Rogers (2021)

CAREER

20, Will Rogers (2020-p)

LONGEST PASSES

Yds.	Players	Opponent	Year
1. 91	Kevin Fant to Terrell Grindle	Kentucky	2002
2. 89	Kevin Fant to Ray Ray Bivines	Jacksonville State	2002
3. 88	Tommy Stevens to Kylin Hill	Abilene Christian	2019
4. 87	Tommy Pharr to Eric Hoggatt	Florida	1969
5. 84	Keytaon Thompson to Osirus Mitchell	Stephen F. Austin	2018
84	Nick Fitzgerald to Stephen Guidry	Texas A&M	2018
84	Omarr Conner to Ty Freeman	Ole Miss	2004
84	Derrick Taite to Keffer McGee	Auburn	1995
9. 83	Bill Stanton to William Earl Morgan	Kentucky	1955
10. 82	Wayne Madkin to Terrell Grindle	LSU	2000

PASSING TOUCHDOWNS GAME

Player	TDs	Opp.	Date
1. Will Rogers	6	Bowling Green	9-24-2022
Will Rogers	6	at Auburn	11-13-2021
3. Will Rogers	5	East Tennessee St.	11-19-2022
Will Rogers	5	Memphis	9-3-2022
Will Rogers	5	Tennessee State	11-20-2021
K.J. Costello	5	at LSU	9-26-2020
Keytaon Thompson	5	Stephen F. Austin	9-1-2018
Nick Fitzgerald	5	Samford	10-29-2016
Dak Prescott	5	Arkansas	11-21-2015
10. Will Rogers	4	at Arizona	9-10-2022
Will Rogers	4	at Arkansas	11-6-2021
Will Rogers	4	at Vanderbilt	10-23-2021
Nick Fitzgerald	4	Arkansas	11-17-2018
Nick Fitzgerald	4	Texas A&M	10-27-2018
Dak Prescott	4	NC State	12-30-2015
Dak Prescott	4	Missouri	11-5-2015
Dak Prescott	4	UAB	9-6-2014
Dak Prescott	4	Southern Miss	8-30-2014
Tyler Russell	4	Arkansas	11-17-2012
Tyler Russell	4	Memphis	9-4-2010
Wesley Carroll	4	Arkansas	11-17-2007
Omarr Conner	4	Murray State	9-3-2005
Derrick Taite	4	Memphis	9-2-1995
Derrick Taite	4	Tulane	10-22-1994
Tony Shell	4	Alabama	10-29-1988
Tony Shell	4	Georgia	9-17-1988

By a Senior: 5, K.J. Costello, at LSU, 2020; Dak Prescott, at Arkansas, 2015

By a Junior: 6, Will Rogers, Bowling Green (2022)

By a Sophomore: 6, Will Rogers, at Auburn (2021)

By a Freshman: 4, Tyler Russell, vs. Memphis, 2010; Wesley Carroll, vs. Arkansas, 2007

SEASON

Player	TDs	Year	Cmp.	Att.	Yds.
1. Will Rogers	36	2021	505	683	4,739
2. Will Rogers	35	2022	415	610	3,974
3. Dak Prescott	29	2015	316	477	3,793
4. Dak Prescott	27	2014	244	396	3,449
5. Tyler Russell	24	2012	231	394	2,897
6. Nick Fitzgerald	21	2016	196	361	2,423
7. Nick Fitzgerald	16	2018	145	281	1,767
Derrick Taite	16	1995	165	309	2,241
9. Nick Fitzgerald	15	2017	159	286	1,782
Don Smith	15	1985	143	312	2,332

By a Senior: 29, Dak Prescott, 2015

By a Junior: 35, Will Rogers, 2022

By a Sophomore: 36, Will Rogers, 2021

By a Freshman: 11, Will Rogers, 2020; Wayne Madkin, 1998

CAREER

Player	TDs	Years	Yds.	Int.
1. Will Rogers	82	2020-p	10,689	24
2. Dak Prescott	70	2012-15	9,376	23
3. Nick Fitzgerald	55	2015-18	6,207	30
4. Tyler Russell	42	2010-13	5,441	23
5. Derrick Taite	38	1993-96	5,232	25
6. Wayne Madkin	34	1998-01	6,336	35
7. Kevin Fant	33	2000-03	5,631	43
8. Don Smith	31	1983-86	5,229	35
9. Chris Relf	28	2008-11	3,297	18
10. Tony Shell	25	1988-90	4,292	29

CONSECUTIVE GAMES WITH A TD PASS

One Season: 13, Dak Prescott (2014)

Two Seasons: 17, Dak Prescott (2014-15)

PASSING EFFICIENCY SEASON (MIN. 50 ATT.)

Player	P.E.	Year	Yds.	TD	Int.
1. Dak Prescott	151.72	2014	3,449	27	11
2. Dak Prescott	151.01	2015	3,793	29	5
3. Will Rogers	146.98	2021	4,739	36	9
4. Tyler Russell	144.54	2010	635	5	6
5. Bruce Threadgill	143.69	1976	807	7	4
6. Tyler Russell	142.20	2013	875	5	3
7. Chris Relf	140.99	2010	1,789	13	6
8. Will Rogers	139.07	2022	3,974	35	8
9. Tommy Stevens	136.84	2019	1,155	11	5
10. Tyler Russell	135.42	2012	2,897	24	10

CAREER

Player	P.E.	Years	Yds.	TD	Int.
1. Dak Prescott	146.10	2012-15	9,376	70	23
2. Will Rogers	139.08	2020-p	10,689	82	24
3. Tyler Russell	137.29	2010-13	5,441	42	23
4. Tommy Stevens	136.84	2019	1,155	11	5
5. Jackie Parker	135.11	1952-53	1,414	15	5
6. Sleepy Robinson	133.57	1989-92	1,511	14	11
7. Chris Relf	130.57	2008-11	3,297	28	18
8. Dave Marler	128.48	1977-78	2,422	11	17
9. Nick Fitzgerald	122.49	2015-18	6,207	55	30
10. Derrick Taite	119.47	1993-96	5,232	38	25

INTERCEPTION PERCENTAGE

CAREER

Player	Pct.	Years	Int.	Att.
1. Will Rogers	.0146	2020-p	24	1,159
2. Dak Prescott	.0196	2012-15	23	1,169
3. Omarr Conner	.0296	2003-06	15	507
4. Tommy Stevens	.0310	2019	5	161
5. Nick Fitzgerald	.0318	2015-18	30	942
6. Tyler Russell	.0329	2010-13	23	699
7. Derrick Taite	.0341	1993-96	25	734
8. Ashby Cook	.0356	1963-65	8	225
9. Wesley Carroll	.0378	2007-08	14	370
10. Chris Relf	.0391	2008-11	18	460

INTERCEPTIONS THROWN

GAME

6, Michael Henig, LSU (8-30-2007); Max Stainbrook at Cincinnati (10-15-49)

SEASON

21, Kevin Fant (2003)

CAREER

43, Kevin Fant (2000-03)

CONSECUTIVE ATTEMPTS WITHOUT AN INTERCEPTION GAME

67, Will Rogers, at Memphis (9-18-21)

SEASON

238, Dak Prescott (2015)

CAREER

288, Dak Prescott (2014-15)

RECEIVING RECORDS
RECEPTIONS

RECEPTIONS					
GAME	Player	No.	Opponent	Date	Yds.
1.	Kylin Hill	15	at Kentucky	10-10-2020	79
	Eric Moulds	15	Tennessee	9-23-1995	183
3.	David Smith	14	Ole Miss	11-27-1969	194
4.	Makai Polk	13	at Texas A&M	10-2-2021	126
5.	Fred Ross	12	Ole Miss	11-28-2015	117
	David Smith	12	Texas Tech	10-17-1970	215
	Sammy Milner	12	Auburn	9-28-1968	146
8.	Jo'quavious Marks	11	Arkansas	10-8-2022	80
	Makai Polk	11	at Memphis	9-18-2021	136
	Fred Ross	11	Missouri	11-5-2015	115
	Fred Ross	11	Texas A&M	10-3-2015	103
	David Smith	11	Richmond	9-20-1969	138
	Bobby Gossett	11	Florida State	11-9-1968	96

By a Senior: 15, Kylin Hill, at Kentucky, 2020

By a Junior: 15, Eric Moulds, at Tennessee, 1995

By a Sophomore: 13, Makai Polk, at Texas A&M, 2021

By a Freshman: 11, Bobby Gossett, vs. Florida State, 1968

By a Wide Receiver: 15, Eric Moulds, at Tennessee, 1995

By a Tight End: 7, Louis Clark, at Kentucky, 1985; Howard Lewis vs. Auburn, 1974

By a Running Back: 15, Kylin Hill, at Kentucky, 2020

SEASON

Player	Rec.	Year	Yds.	Avg.	
1. Makai Polk	105	2021	1,046	10.0	
2. Fred Ross	88	2015	1,007	11.4	
3. Jo'quavious Marks	83	2021	502	6.0	
4. David Smith	74	1970	987	13.3	
5. Fred Ross	72	2016	917	12.7	
6. Jameon Lewis	64	2013	923	14.4	
	Sammy Milner	64	1969	745	11.6
	Sammy Milner	64	1968	909	14.2
9. Justin Jenkins	62	2003	880	14.2	
	Eric Moulds	62	1995	779	12.6

By a Senior: 74, David Smith, 1970

By a Junior: 88, Fred Ross, 2015

By a Sophomore: 105, Makai Polk, 2021

By a Freshman: 60, Jo'quavious Marks, 2020

By a Wide Receiver: 105, Makai Polk, 2021

By a Tight End: 30, Malcolm Johnson, 2013

By a Running Back: 83, Jo'quavious Marks, 2021

CAREER

Player	Rec.	Years	Yds.	Avg.
1. Fred Ross	199	2013-16	2,528	12.7
2. Jo'quavious Marks	191	2020-p	1,058	5.5
3. David Smith	162	1968-70	2,168	13.4
4. Chad Bumphis	159	2009-12	2,270	14.3
5. Austin Williams	150	2018-22	1,536	10.2
6. Dillon Johnson	149	2020-22	864	5.8
7. Sammy Milner	146	1968-70	1,806	12.4
8. Jaden Walley	141	2020-p	1,694	12.0
9. Justin Jenkins	139	2000-03	1,974	14.2
10. De'Runnya Wilson	133	2013-15	1,758	13.2

By a Wide Receiver: 199, Fred Ross, 2013-16

By a Tight End: 88, Malcolm Johnson, 2011-14

By a Running Back: 191, Jo'quavious Marks, 2020-p

DOUBLE-DIGIT RECEPTION GAMES

Rec.	Player	Opponent	Date
1.	15	Kylin Hill (RB; Sr.)	at Kentucky 10-10-2020
	15	Eric Moulds (WR; Jr.)	at Tennessee 9-23-1995
3.	14	David Smith (WR, Jr.)	Ole Miss 11-27-1969
4.	13	Makai Polk (WR, So.)	at Texas A&M 10-2-2021
5.	12	Fred Ross (WR; Jr.)	Ole Miss 11-28-2015
	12	David Smith (WR, Sr.)	Texas Tech 10-17-1970
	12	Sammy Milner (WR, So.)	Auburn 9-28-1968
8.	10	Jo'quavious Marks (RB; Jr.)	Arkansas 10-8-2022
	10	Makai Polk (WR, So.)	at Memphis 9-18-2021
	11	Fred Ross (WR; Jr.)	Texas A&M 10-3-2015
	11	Fred Ross (WR; Jr.)	at Missouri 11-5-2015
	11	David Smith (WR, Jr.)	Richmond 9-20-1969
	11	Bobby Gossett (RB, Jr.)	Florida State 11-9-1968
14.	10	Makai Polk (WR, So.)	Ole Miss 11-25-2021
	10	Makai Polk (WR, So.)	Louisiana Tech 9-4-2021
10	Jo'quavious Marks (RB; Fr.)	Arkansas	10-3-2020
	10	Fred Ross (WR; Jr.)	at Arkansas 11-21-2015
	10	De'Runnya Wilson (WR; Jr.)	at Arkansas 11-21-2015
	10	Brandon McRae (WR; Jr.)	at Georgia Tech 9-20-2008
	10	Jamayel Smith (WR; Jr.)	vs. Arkansas 11-17-2007
	10	Eric Moulds (WR; Jr.)	at Auburn 10-7-1995

CAREER DOUBLE-DIGIT RECEPTION GAMES

Games	Name	Years
1.	4	Makai Polk 2021
	4	Fred Ross 2013-16
3.	3	David Smith 1968-70
4.	2	Jo'quavious Marks 2020-p
	2	Eric Moulds 1993-95
6.	1	Bobby Gossett 1967-69
	1	Kylin Hill 2017-20
	1	Brandon McRae 2007-09
	1	Sammy Milner 1968-70
	1	Jamayel Smith 2006-08
	1	De'Runnya Wilson 2013-15

CONSECUTIVE GAMES WITH A CATCH
CAREER

36, Jo'quavious Marks (2020-p)

35, Fred Ross (2013-16)

RECEIVING YARDS
GAME

Player	No.	Opponent	Date	Rec.	
1. Jameon Lewis	220	Rice	12-31-2013	9	
2. David Smith	215	Texas Tech	10-17-1970	12	
3. Jamayel Smith	208	Arkansas	11-17-2007	10	
	Danny Knight	208	Florida	9-25-1982	8
	Sammy Milner	208	Texas Tech	10-19-1968	9
6. Donald Gray	207	Samford	10-29-2016	4	
7. David Smith	194	Ole Miss	11-27-1969	14	
8. Tony Burks	192	Kentucky	10-28-2006	7	
9. Osirus Mitchell	183	at LSU	9-26-2020	7	
	Eric Moulds	183	Tennessee	9-23-1995	15

By a Senior: 215, David Smith, vs. Texas Tech, 1970

By a Junior: 220, Jameon Lewis, vs. Rice, 2013

By a Sophomore: 208, Sammy Milner, vs. Texas Tech, 1968

By a Freshman: 176, Jaden Walley, at Ole Miss, 2020

By a Wide Receiver: 220, Jameon Lewis, vs. Rice, 2013

By a Tight End: 153, Louis Clark, at Kentucky, 1985

By a Running Back: 140, LaDarius Perkins, at Ole Miss, 2010

SEASON

Player	Yds.	Year	Rec.	Avg.
1. Makai Polk	1,046	2021	105	10.0
2. Mardye McDole	1,035	1978	48	21.6
3. Fred Ross	1,007	2015	88	11.4
4. David Smith	987	1970	74	13.3
5. Danny Knight	924	1982	37	25.0
6. Jameon Lewis	923	2013	64	14.4
7. Chad Bumphis	922	2012	58	15.9
8. De'Rynnya Wilson	918	2015	60	15.3
9. Fred Ross	917	2016	72	12.7
10. Sammy Milner	909	1968	64	14.2

By a Senior: 987, David Smith, 1970

By a Junior: 1,007, Fred Ross, 2015

By a Sophomore: 1,046, Makai Polk, 2021

By a Freshman: 718, Jaden Walley, 2020

By a Wide Receiver: 1,046, Makai Polk, 2021

By a Tight End: 463, Louis Clark, 1985

By a Running Back: 502, Jo'quavious Marks, 2021

CAREER

Player	Yds.	Years	Rec.
1. Fred Ross	2,528	2013-16	199
2. Chad Bumphis	2,270	2009-12	159
3. Mardye McDole	2,214	1977-80	116
4. David Smith	2,168	1968-70	162
5. Eric Moulds	2,022	1993-95	118
6. Justin Jenkins	1,974	2000-03	139
7. Sammy Milner	1,806	1968-70	146
8. Danny Knight	1,773	1980-83	81
9. Terrell Grindle	1,724	1999-02	119
10. Jaden Walley	1,694	2020-p	141

By a Wide Receiver: 2,528, Fred Ross, 2013-16

By a Tight End: 1,192, Malcolm Johnson, 2011-14; Louis Clark, 1983-86

By a Running Back: 1,058, Jo'quavious Marks, 2020-p

100-YARD RECEIVING GAMES
SEASON

Player	Games	Year	
1. Fred Ross	5	2015	
	Tony Burks	5	2006
	Mardye McDole	5	1978
4. Makai Polk	4	2021	
	Jaden Walley	4	2020
	Chad Bumphis	4	2012
	Justin Jenkins	4	2003
	Danny Knight	4	1982
	Bill Buckley	4	1972
	David Smith	4	1969

CAREER

Player	Games	Years	
1. Fred Ross	10	2013-16	
2. David Smith	8	1968-70	
3. Chad Bumphis	7	2009-12	
	Mardye McDole	7	1977-80
5. Justin Jenkins	6	2000-03	
	Bill Buckley	6	1971-73
7. Tony Burks	5	2006-07	
	Danny Knight	5	1980-83
9. Jaden Walley	4	2020-p	
	Makai Polk	4	2021
	Jameon Lewis	4	2011-14
	Fred Hadley	4	1984-88
	Willie Harris	4	1989-92
	Eric Moulds	4	1993-95
	Terrell Grindle	4	1999-02



YARDS PER CATCH

GAME

Min. 5 catches: 32.0, Eric Moulds, Tulane (10-22-1994) [5 for 160]
Min. 10 catches: 20.8, Jamayel Smith vs. Arkansas (11-17-2007) [10 for 208]

SEASON (MIN. 15 CATCHES)

Player	YPC	Year	Rec.	Yds.
1. Danny Knight	24.97	1982	37	924
2. Tony Burks	24.28	2006	35	850
3. Stephen Guidry	23.16	2018	19	440
4. Chris Jones	22.54	1993	24	541
5. Willie Harris	22.04	1991	24	529
6. Eric Moulds	21.67	1994	39	845
7. Mardye McDole	21.56	1978	48	1035
8. Danny Knight	19.74	1983	34	671
9. Kelvin Love	19.40	1999	43	834
10. Kevin Prentiss	19.25	1997	20	385

CAREER (MIN. 40 CATCHES)

Player	YPC	Years	Rec.	Yds.
1. Danny Knight	21.89	1980-83	81	1,773
2. Kelvin Love	21.15	1998-99	52	1,100
3. Chris Jones	19.34	1992-95	62	1,199
4. Louis Clark	19.23	1983-86	62	1,192
5. Mardye McDole	19.09	1977-80	116	2,214
6. Willie Harris	18.80	1989-92	74	1,391
7. Kevin Prentiss	18.38	1997-98	58	1,066
8. Fred Hadley	17.67	1984, 86-88	86	1,520
9. Eric Moulds	17.14	1993-95	118	2,022

RECEIVING YARDS PER GAME

SEASON

94.5, David Smith (1969) [756 in 8 games]

CAREER

80.5, Makai Polk (2021) [1,046 in 13]
 74.8, David Smith (1968-70) [2,168 in 29]

RECEIVING TOUCHDOWNS

GAME

3, Austin Williams, Tennessee State (11-20-2021); Donald Gray, Samford (10-29-2016); Chad Bumphis at Troy (9-15-2012); Sammy Milner vs. Florida (9-27-1969)

By a Senior: 3, Austin Williams, Tennessee State (11-20-2021); Chad Bumphis, vs. Troy, 2012; Sammy Milner, vs. Florida, 1969

By a Junior: 3, Donald Gray, vs. Samford, 2016

By a Sophomore: 2, Multiple Times
 Last: Makai Polk, at Auburn, 2021

By a Freshman: 2, Multiple Times
 Last: Rara Thomas, at Arkansas, 2021

By a Wide Receiver: 3, Austin Williams, Tennessee State (11-20-2021); Donald Gray, vs. Samford, 2016; Chad Bumphis, vs. Troy, 2012; Sammy Milner, vs. Florida, 1969

By a Tight End: 2, Multiple Times
 Last: Marcus Green, vs. Tennessee, 2012

By a Running Back: 2, Multiple Times
 Last: Brandon Holloway, vs. NC State, 2015

SEASON

Player	TDs	Year	Rec.	Yds.	Avg.
1. Chad Bumphis	12	2012	58	922	15.9
Fred Ross	12	2016	72	917	12.7
3. De'Runnya Wilson	10	2015	60	918	15.3
4. Makai Polk	9	2021	79	781	9.9
De'Runnya Wilson	9	2014	47	680	14.5
Justin Jenkins	9	2003	62	880	14.2
7. Caleb Ducking	8	2022	44	467	10.6
Justin Jenkins	8	2001	42	661	15.7
9. Rara Thomas	7	2022	44	626	14.2
Eric Moulds	7	1994	39	845	21.7
Danny Knight	7	1982	37	924	25.0
Mardye McDole	7	1978	48	1,035	21.6
Bill Buckley	7	1973	41	661	16.1

By a Senior: 12, Fred Ross, 2016; Chad Bumphis, 2012

By a Junior: 10, De'Runnya Wilson, 2015

By a Sophomore: 9, Makai Polk, 2021; De'Runnya Wilson, 2014

By a Freshman: 5, Rara Thomas, 2021

By a Wide Receiver: 12, Fred Ross, 2016; Chad Bumphis, 2012

By a Tight End: 6, Marcus Green, 2012

By a Running Back: 5, Brandon Holloway, 2015

CAREER

Player	TDs	Years	Rec.
1. Chad Bumphis	24	2009-12	159
2. Fred Ross	22	2013-16	199
De'Runnya Wilson	22	2013-15	133
4. Austin Williams	17	2017-22	148
Justin Jenkins	17	2000-03	139
Eric Moulds	17	1993-95	118
7. Osirus Mitchell	14	2017-20	106
Bill Buckley	14	1971-73	102
9. Jerry Bouldin	13	1987-90	78
Mardye McDole	13	1977-80	116

By a Wide Receiver: 24, Chad Bumphis, 2009-12

By a Tight End: 14, Malcolm Johnson, 2011-14

By a Running Back: 10, LaDarius Perkins, 2010-13

CONSECUTIVE GAMES WITH A TD CATCH

SEASON

5, Justin Jenkins (2003)

CAREER

5, Justin Jenkins (2003)

SCORING RECORDS

POINTS

GAME

Any game: 42, Harry McArthur, Cumberland (10-10-1914) [7 TD]

Modern game: 29, Jackie Parker, Arkansas State (10-4-1952)

By a kicker: 17, Derek DePasquale, UAB (10-23-2010)

SINGLE-GAME KICKING POINTS

Pts.	Player	Opponent	FG, XP	Date
1. 17	Derek DePasquale	UAB	5 FG, 2 XP	10-23-2010
2. 16	Brian Hazelwood	Arkansas	5 FG, 1 XP	11-21-1998
16	Tim Rogers	vs. NC State	5 FG, 1 XP	1-1-1995
4. 14	Brandon Ruiz	Missouri	3 FG, 5 XP	12-19-2020
14	Brandon Ruiz	at LSU	3 FG, 5 XP	9-26-2020
14	Brian Hazelwood	at Alabama	4 FG, 2 XP	11-15-1997
6. 13	Nolan McCord	Tennessee St.	2 FG, 7 XP	11-20-2021
13	Jace Christman	LSU	3 FG, 4 XP	9-16-2017
13	Tim Rogers	at Kentucky,	2 FG, 7 XP	10-29-1994
13	Joel Logan	Tulane	4 FG, 1 XP	11-7-1987
10. 12	Jace Christmann	at Arkansas	2 FG, 6 XP	11-2-2019
12	Devon Bell	South Alabama	3 FG, 3 XP	9-22-2012
12	Brent Smith	Vanderbilt	3 FG, 3 XP	10-4-2003
12	Scott Westerfield	at Vanderbilt	3 FG, 3 XP	10-2-1999
12	Tom Burke	at Tulane	3 FG, 3 XP	9-25-1993
12	Chris Gardner	Florida	3 FG, 3 XP	10-1-1992
12	Chris Gardner	Tulane	2 FG, 6 XP	9-14-1991
12	Artie Cosby	Syracuse	3 FG, 3 XP	9-24-1985
12	Artie Cosby	at Alabama	4 FG	10-29-1983
12	Kinney Jordan	Louisville	3 FG, 3 XP	9-18-1976

SEASON

Player	Pts.	Year	TD	FG	PAT
1. Vick Ballard	120	2010	20	0	0
Jackie Parker	120	1952	16	0	24
3. Westin Graves	97	2015	0	15	52
4. Anthony Dixon	96	2007	16	0	0
Nick Fitzgerald	96	2016	16	0	0
6. Dak Prescott	92	2013	15	0	*1
Keffer McGee	92	1995	15	0	*1

* - 2-point conversions

By a kicker: 97, Westin Graves (2015) [15 field goals & 52 extra points]

CAREER

Player	Pts.	Years	TD	FG	PAT
1. Nick Fitzgerald	276	2015-18	46	0	0
Anthony Dixon	276	2006-09	46	0	0
3. Dak Prescott	266	2012-15	44	0	0
4. Jace Christmann	223	2017-20	0	32	127
5. Brian Hazelwood	218	1995-98	0	43	89
6. Artie Cosby	211	1983-86	0	48	67
7. Joel Logan	199	1987-90	0	41	76
8. Vick Ballard	186	2010-11	31	0	0
9. Jackie Parker	185	1952-53	24	0	41
10. Westin Graves	182	2014-16	0	26	104

* - 2-point conversions

By a kicker: 223, Jace Christmann (2017-20) [32 FG & 127 PAT]

POINTS RESPONSIBLE FOR

Game: 42, Harry McArthur, Cumberland (10-10-1914) [7 TD];

Jackie Parker at Auburn (11-8-1952) [6 TD & 6 PAT]

Season: 264, Dak Prescott (2015) [44 TD]


Career: 686, Dak Prescott (1983-86) [114 TD & 1 2-pt PAT]

TOUCHDOWNS SCORED

Game: 7, Harry Furman, Southern Baptist (10-19-1907) & vs. Mercer (10-24-1907); Harry McArthur, Cumberland (10-7-1914)

Season: 20, Vick Ballard (2010)

Career: 46, Nick Fitzgerald (2015-18); Anthony Dixon (2006-09)



Jace Christmann ranks fourth in career points scored at MSU and owns the record for points scored by a Bulldog kicker (223).



KICKING RECORDS

FIELD GOAL ATTEMPTS

GAME table with columns: Player, FGA, Opp., Date. Rows include Tim Rogers, Dave Marler, Artie Cosby, Joel Logan, Brian Hazelwood, Derek DePasquale.

SEASON

SEASON table with columns: Player, FGA, Year, FGM. Rows include Chris Gardner, Brian Hazelwood, Dave Marler, Scott Westerfield, Brian Hazelwood.

CAREER

CAREER table with columns: Player, FGA, Years, FGM. Rows include Artie Cosby, Brian Hazelwood, Joel Logan, Dana Moore, Derek DePasquale, Adam Carlson, Scott Westerfield, Chris Gardner, Jace Christmann, Kinney Jordan.

FIELD GOALS MADE

GAME table with columns: Player, FG, Opp., Date. Rows include Derek DePasquale, Brian Hazelwood, Tim Rogers.

SEASON

SEASON table with columns: Player, FG, Years, FGA. Rows include Scott Westerfield, Tom Burke, Brent Smith, Brian Hazelwood, Westin Graves.

CAREER

CAREER table with columns: Player, FG, Years, FGA. Rows include Artie Cosby, Brian Hazelwood, Joel Logan, Dana Moore, Jace Christmann, Derek DePasquale, Scott Westerfield, Evan Sobiesk, Westin Graves, Adam Carlson.

FIELD GOAL PERCENTAGE

CAREER (MIN. 30 ATT.)

CAREER (MIN. 30 ATT.) table with columns: Player, Pct., Years, FG, FGA. Rows include Jace Christmann, Brent Smith, Derek DePasquale, Scott Westerfield, Westin Graves, Joel Logan, Dana Moore, Adam Carlson, Artie Cosby, Brian Hazelwood.

LONGEST FIELD GOALS

Table with columns: Player, Yards, Opponent, Date. Rows include Artie Cosby, Ben Raybon, Brent Smith, Brian Hazelwood, Kinney Jordan, Kinney Johnson, Brian Hazelwood, Brent Smith, Jace Christmann, Scott Westerfield, Brian Hazelwood, Brian Hazelwood, Artie Cosby, Artie Cosby, Dana Moore, Dana Moore.

PAT KICKS ATTEMPTED

SEASON table with columns: Player, Att., Year, Pct., Made. Rows include Evan Sobiesk, Westin Graves, Westin Graves, Devon Bell, Jace Christmann, Jace Christmann, Jace Christmann, Scott Westerfield, Vic Nickels, Ted Shuff.

CAREER

CAREER table with columns: Player, Att., Years, Made, Pct. Rows include Jace Christmann, Westin Graves, Brian Hazelwood, Adam Carlson, Derek DePasquale, Joel Logan, Bob Morgan, Evan Sobiesk, Devon Bell, Artie Cosby.

PAT KICKS MADE

SEASON table with columns: Player, Made, Year, Pct., Att. Rows include Evan Sobiesk, Westin Graves, Westin Graves, Devon Bell, Jace Christmann, Jace Christmann, Jace Christmann, Scott Westerfield, Derek DePasquale, Vic Nickels.

CAREER

CAREER table with columns: Player, Made, Years, Pct., Att. Rows include Jace Christmann, Westin Graves, Adam Carlson, Brian Hazelwood, Derek DePasquale, Joel Logan, Bob Morgan, Evan Sobiesk, Devon Bell, Artie Cosby.

CONSECUTIVE PAT KICKS MADE

One Season: 42, Westin Graves (2015) & Jace Christmann (2017)
Career: 95, Jace Christmann (2017-19)

PUNTING RECORDS

MOST PUNTS

GAME table with columns: Player, Punts, Year, Yds., Avg. Row: 16, Bob Hardison vs. TCU (10-24-1936)

SEASON

SEASON table with columns: Player, Punts, Year, Yds., Avg. Rows include Dick McGraw, Blake McAdams, Blake McAdams, Lanny Sheffield, Mike Riley, Baker Swedenburg, Dick McGraw, Blake McAdams, Blake McAdams, Conn Canale.

CAREER

CAREER table with columns: Player, Punts, Years, Yds., Avg. Rows include Blake McAdams, Dana Moore, Dick McGraw, Mike Riley, Jared Cook, Mike Patrick, Andy Russ, Bobby Collins, Baker Swedenburg, Logan Cooke.

YARDS PUNTED

SEASON table with columns: Player, Yards, Year, Avg., Punts. Rows include Dick McGraw, Mike Riley, Blake McAdams, Lanny Sheffield, Blake McAdams, Baker Swedenburg, Blake McAdams, Dick McGraw, Mike Patrick, Prentiss Cole.

CAREER

CAREER table with columns: Player, Yards, Years, Avg., Punts. Rows include Blake McAdams, Dana Moore, Mike Riley, Dick McGraw, Jared Cook, Mike Patrick, Andy Russ, Baker Swedenburg, Logan Cooke, Jeff Walker.

LONGEST PUNTS

Table with columns: Player, Yards, Opponent, Date. Rows include Mike Patrick, Mike Patrick, Jeff Walker, Billy Murphy, Tom McWilliams, Bill Schoenrock, Sonny Bruce, Blake McAdams, Mike Riley, Blake McAdams, Andy Russ, Tom McWilliams.



YARDS PER PUNT

GAME (MIN. 5 ATT.)

59.6, Tucker Day at Kentucky (10-10-2020) [5 for 298]

GAME (MIN. 10 ATT.)

47.5, Andy Russ at South Carolina (9-28-1996) [10 for 475]

SEASON (MIN. 20 ATT.)

Player	Avg.	Year	Punts	Yds.
1. Andy Russ	46.53	1996	53	2,466
2. Jeff Walker	45.53	1997	45	2,049
3. Mike Patrick	44.45	1973	60	2,667
4. Jared Cook	43.73	2004	49	2,143
5. Todd Jordan	43.60	1992	52	2,267
6. Robert Wallis	43.33	2003	30	1,300
7. Devon Bell	43.20	2014	50	2,160
8. Todd Jordan	42.91	1993	51	2,175
9. Tucker Day	42.89	2020	29	1,244
10. Jeff Walker	42.71	1999	52	2,221

CAREER (MIN. 70 ATT.)

Player	Avg.	Years	Punts	Yds.
1. Jeff Walker	43.44	1996-99	141	6,126
2. Todd Jordan	42.80	1989-93	112	4,793
3. Devon Bell	42.56	2012-15	74	3,150
4. Jared Cook	41.98	2001-04	198	8,313
5. Andy Russ	41.96	1993-96	159	6,672
6. Logan Cooke	41.67	2014-17	150	6,250
7. Baker Swedenburg	41.65	2010-13	153	6,373
8. Tucker Day	41.28	2017-21	144	5,944
9. Mike Patrick	40.93	1972-74	171	6,999
10. Dana Moore	40.83	1979-82	217	8,860

PUNT RETURN RECORDS

MOST RETURNS

GAME

17, A.B. Stubbs vs. TCU (10-24-1936)

SEASON

Player	Returns	Year	Avg.	Yds.
1. Tony James	40	1989	10.9	437
2. Bobby Herrington	38	1933	11.2	425
3. Tony James	36	1992	9.9	358
4. Eddie Myles	29	1987	9.2	266
5. Nick Turner	28	2003	11.1	310

CAREER

Player	Returns	Years	Avg.	Yds.
1. Tony James	121	1989-92	11.0	1,332
2. Bobby Herrington	88	1930-31, '33	8.8	777
3. Derek Pegues	79	2005-08	10.0	792
4. Bernard Euell	56	1992-95	7.3	411
5. Tom McWilliams	55	1944, '46-48	14.5	795



Tony James holds the MSU single-season (40) and career (121) punt return records.

PUNT RETURN YARDS

GAME

157, Bobby Herrington at Vanderbilt (10-21-1933)

SEASON

Player	Yds.	Year	Ret.	Avg.
1. Tony James	437	1989	40	10.9
2. Bobby Herrington	425	1933	38	11.2
3. Marcus Rhoden	413	1965	19	21.7
4. Tony James	358	1992	36	9.9
5. Derek Pegues	350	2006	25	14.0
6. Tony James	341	1990	23	14.8
7. Kevin Prentiss	339	1998	26	13.0
8. Nick Turner	310	2003	28	11.1
9. Glen Young	307	1981	19	16.2
10. Tom McWilliams	306	1946	19	16.1

CAREER

Player	Yds.	Years	Ret.	Avg.
1. Tony James	1,332	1989-92	121	11.0
2. Tom McWilliams	795	1944, 46-48	55	14.5
3. Derek Pegues	792	2005-08	79	10.0
4. Bobby Herrington	777	1930-31, 33	88	8.8
5. Marcus Rhoden	585	1964-66	42	13.9

YARDS PER PUNT RETURN

SEASON (MIN. 10 ATT.)

Player	Avg.	Year	Ret.	Yds.
1. Marcus Rhoden	21.7	1965	19	413
2. Frank Dowsing	18.6	1971	14	260
3. Tony Kotowski	16.8	1951	13	219
4. Glen Young	16.2	1981	19	307
5. Tom McWilliams	16.1	1946	19	306

CAREER (MIN. 25 ATT.)

Player	Avg.	Years	Ret.	Yds.
1. Frank Dowsing	15.2	1970-72	26	395
2. Tom McWilliams	14.5	1944, 46-48	55	795
3. Marcus Rhoden	13.9	1964-66	42	585
4. Kevin Prentiss	12.4	1997-98	31	383
5. Billy Stacy	11.2	1956-58	52	580

LONGEST PUNT RETURNS

Player	Yards	Opponent	Date
1. Ken Phares	90	Lamar	10-16-1971
2. Marcus Rhoden	89	Houston	9-18-1965
3. Frank Dowsing	88	Alabama	10-30-1971
4. Glen Young	87	Vanderbilt	9-19-1981
5. Dedrick Thomas	83	UMass	11-3-2017
Kevin Prentiss	83	Tennessee	12-5-1998
7. Chad Bumphis	82	Louisiana Tech	9-24-2011
Jim Tait	82	Memphis	10-1-1955
9. Derek Pegues	81	Jacksonville State	10-14-2006
10. Harvey Johnson	80	Samford	9-23-1939

PUNT RETURN YARDS PER GAME

SEASON

60.7, Bobby Herrington (1933) [425 in 7 games]

SEASON (MODERN ERA)

41.3, Marcus Rhoden (1965) [413 in 10 games]

CAREER

32.4, Bobby Herrington (1930-33) [777 in 24 games]

CAREER (MODERN ERA)

30.3, Tony James (1989-92) [1332 in 44 games]

PUNT RETURN TOUCHDOWNS

GAME

1, Many Times (Last: Zavion Thomas, Georgia) (11-12-2022)

SEASON

3, Marcus Rhoden (1965)

CAREER

4, Tom McWilliams (1944, 46-48)

KICKOFF RETURN RECORDS

MOST KICKOFF RETURNS

GAME

Player	Returns	Opp.	Date
1. Leon Berry	7	Florida	10-24-2009
Leon Berry	7	Auburn	9-12-2009
Nick Turner	7	Tennessee	11-15-2003
Fred Reid	7	Kentucky	11-2-2002

SEASON

Player	Returns	Year	Avg.	Yds.
1. Leon Berry	38	2009	26.7	1,015
2. Derek Pegues	31	2008	22.8	708
3. Derek Pegues	29	2006	23.7	687
4. Derek Pegues	28	2005	20.0	559
5. Eddie Myles	27	1988	19.8	535
John Moore	27	1987	17.2	464
David Smith	27	1968	21.9	590

CAREER

Player	Returns	Years	Avg.	Yds.
1. Derek Pegues	112	2005-08	22.3	2,498
2. Tony James	78	1989-92	23.9	1,862
3. John Moore	68	1985-89	17.6	1,197
4. Glen Young	66	1979-82	23.3	1,538
5. Jameon Lewis	63	2011-14	22.4	1,414

KICKOFF RETURN YARDS

GAME

186, Leon Berry at Auburn (9-12-2009)

SEASON

Player	Yds.	Year	Ret.	Avg.
1. Leon Berry	1,015	2009	38	26.7
2. Derek Pegues	708	2008	31	22.8
3. Derek Pegues	687	2006	29	23.7
4. Michael Robinson	643	1986	26	24.7
5. Lideatrick Griffin	613	2022	19	32.3
6. David Smith	590	1968	27	21.9
7. Fred Reid	577	2003	25	23.1
8. Marcus Rhoden	572	1966	26	22.0
9. Pig Prather	569	2001	25	22.8
10. Brandon Holloway	567	2015	24	23.6

CAREER

Player	Yds.	Years	Ret.	Avg.
1. Derek Pegues	2,498	2005-08	112	22.3
2. Tony James	1,862	1989-92	78	23.9
3. Glen Young	1,538	1979-82	66	23.3
4. Jameon Lewis	1,414	2011-14	63	22.4
5. Leon Berry	1,390	2009-10	52	26.7
Pig Prather	1,390	1998-01	59	23.6

YARDS PER KICKOFF RETURN

SEASON (MIN. 10 ATT.)

Player	Avg.	Year	Ret.	Yds.
1. Lideatrick Griffin	32.8	2021	14	459
Eric Moulds	32.8	1994	13	426
3. Lideatrick Griffin	32.3	2022	19	613
4. James Otis Doss	28.1	1977	16	450
5. Dan Bland	27.9	1964	20	558

CAREER (MIN. 30 ATT.)

Player	Avg.	Years	Ret.	Yds.
1. Lideatrick Griffin	33.3	2020-p	40	1,333
2. Leon Berry	26.7	2009-10	52	1,390
3. Dan Bland	26.6	1963-65	42	1,118
4. Michael Robinson	24.3	1986-89	35	850
5. Tony James	23.9	1989-92	78	1,862
6. Brandon Holloway	23.7	2013-16	51	1,209

**KICKOFF RETURN YARDS PER GAME****SEASON**

84.6, Leon Berry (2009) [1,015 in 12 games]

CAREER

84.6, Leon Berry (2009) [1,015 in 12 games]

LONGEST KICKOFF RETURNS

Player	Yards	Opponent	Date
1. Lideatrick Griffin	100	NC State	9-11-2021
Brandon Holloway	100	Southern Miss	9-5-2015
Jameon Lewis	100	Ole Miss	11-24-2012
Fred Reid	100	Memphis	10-11-2003
Glen Young	100	LSU	11-15-1980
6. Carl Sikes	99	LSU	11-25-1933
7. Dennis Cross	98	Samford	10-3-1936
8. Leon Berry	97	Alcorn State	10-2-2010
9. Jerry Bouldin	96	Southern Miss	9-9-1989
10. Brandon Holloway	95	Alcorn State	9-7-2013
Marcus Rhoden	95	Southern Miss	10-8-1966
Blondy Black	95	Ole Miss	11-28-1942
Morley Jennings	95	Samford	11-18-1910
Frank Smith	95	Samford	11-18-1910

KICKOFF RETURN TOUCHDOWNS**GAME**

1, Many Times [Last: Lideatrick Griffin 92yd vs. Auburn (11-5-22)]

SEASON

1, Many Times [Last: Lideatrick Griffin 92yd vs. Auburn (11-5-22)]

CAREER

2, Lideatrick Griffin (9-11-2021, NC State; 11-5-22, Auburn)

Leon Berry (10-3-2009, Georgia Tech; 10-2-2010, Alcorn State)

Kevin Prentiss (9-6-1997, Kentucky; 9-26-1998 at South Carolina)

TOTAL RETURN RECORDS**MOST RETURNS****SEASON**

61, Tony James (1989) [40 PR & 21 KR]

CAREER

199, Tony James (1989-92) [121 PR & 78 KR]

190, Derek Pegues (78 PR, 112 KOR)

MOST YARDS**GAME**

266, Nick Tuner vs. Tennessee (11-15-2003)* SEC Record

218, Derek Pegues vs. Arkansas (11-17-2007)

SEASON

1,084, Leon Berry (2009) [69 PR & 1015 KR]

1,037, Derek Pegues (2006) [350 PR & 687 KR]

CAREER

3,290, Derek Pegues (2005-08) [792 PR & 2498 KR]

3,194, Tony James (1989-92) [1332 PR & 862 KR]

YARDS PER RETURN**SEASON**

32.8, Lideatrick Griffin (2021) [14 for 459 yards]

32.3, Lideatrick Griffin (2022) [19 for 613 yards]

CAREER

Min. 20: 33.3, Lideatrick Griffin (2020-p) [40 for 1,333 yards]

Min. 50: 26.7, Leon Berry (2009-10) [61 for 1459 yards]

Min. 100: 18.4, Glen Young (1979-82) [112 for 2044 yards]

TOUCHDOWNS**SEASON**

3, Marcus Rhoden (1965) [3 PR]

CAREER

5, Tom McWilliams (1944, '46-48) [4 PR & 1 KR]

4, Marcus Rhoden (1964-66) [3 PR & 1 KR]

DEFENSIVE RECORDS**TACKLES****GAME**

29, Ray Costict vs. Kentucky (10-9-1976)

SEASON

Player	Tackles	Year
1. Calvin Zanders	186	1983
2. Billy Jackson	180	1983
3. Reggie Stewart	179	1990
4. John Miller	164	1982
5. James Williams	163	1988
6. James Williams	157	1989
7. Ray Costict	156	1976
Ray Costict	156	1974
9. Ray Costict	155	1975
10. Aaron Pearson	148	1984

CAREER

Player	Tackles	Years
1. Ray Costict	467	1973-76
2. Harvey Hull	454	1973-76
3. James Williams	448	1986-89
4. Reggie Stewart	442	1987-90
5. Johnie Cooks	392	1977-81
6. Dwayne Curry	391	1993-96
7. Billy Jackson	360	1980-83
8. Mario Haggan	359	1999-02
9. Cedric Corse	355	1984-87
10. Daniel Boyd	335	1990-92

SACKS**GAME**

5.5, Greg Favors at Ole Miss (11-30-1996)

SEASON

Player	Sacks	Year	Yds.
1. Billy Jackson	17.0	1980	--
2. Willie Evans	15.0	2005	96
Billy Jackson	15.0	1981	--
4. Greg Favors	12.5	1996	112
5. Mike McEnany	12.0	1981	--
Edward Smith	12.0	1998	112
7. Montez Sweat	11.5	2018	96
8. Montez Sweat	10.5	2017	64
9. Tyrone Keys	10.0	1980	--
Robert Young	10.0	1989	72

CAREER

Player	Sacks	Years	Yds.
1. Billy Jackson	49.0	1980-83	--
2. Tyrone Keys	26.0	1977-80	--
3. Willie Evans	24.5	2002-05	145
4. Johnie Cooks	24.0	1977-81	--
5. Montez Sweat	22.0	2017-18	160
Mike McEnany	22.0	1979-82	--
7. Greg Favors	19.5	1994-97	179
8. Tyrus Wheat	18.5	2020-22	108
Titus Brown	18.5	2004-07	114
10. Robert Young	16.0	1987-90	119
Preston Smith	16.0	2011-14	100

TACKLES FOR LOSS**SEASON**

Player	TFLs	Season	Yards
1. Willie Evans	21.0	2005	-118
2. Billy Jackson	19.0	1980	-116
3. Jeffery Simmons	17.0	2018	-49
Johnnie Cooks	17.0	1981	-63
5. Billy Jackson	16.0	1981	-112
6. Montez Sweat	15.5	2017	-73
Chris White	15.5	2010	-51
8. Tyrone Keys	15.0	1979	-75
Glen Collins	15.0	1981	-45
Ashley Cooper	15.0	1999	-45
Kevin Sluder	15.0	1999	-41
Preston Smith	15.0	2014	-31

CAREER

Player	TFLs	Years
1. Billy Jackson	55.0	1980-83
2. Willie Evans	48.5	2002-05
3. Titus Brown	36.5	2004-07
4. Glen Collins	35.0	1978-81
Johnnie Cooks	35.0	1977-81
A.J. Jefferson	35.0	2013-16
7. Jeffery Simmons	32.5	2016-18
8. Tyrone Keys	32.0	1977-80
9. Montez Sweat	29.5	2017-18
10. Tyrus Wheat	27.0	2020-22
Mike McEnany	27.0	1979-82
Preston Smith	27.0	2011-14

INTERCEPTIONS**GAME (MODERN ERA)**

Player	Int.	Opp.	Date
1. Mark McLaurin	3	Louisville	12-30-2017
Richie Brown	3	Texas A&M	10-4-2014
Jeramie Johnson	3	Ole Miss	11-26-2005
Darren Williams	3	Troy	10-12-2002
Henry Davison	3	Auburn	11-6-1976
Billy Stacy	3	Ole Miss	11-29-1958
Billy Murphy	3	Ole Miss	11-23-1946

SEASON

Player	Int.	Year	Yds.	Avg.
1. Emmanuel Forbes	6	2022	174	29.0
Mark McLaurin	6	2017	85	14.2
Corey Broomfield	6	2009	118	19.7
Izell McGill	6	1997	94	15.7
Walt Harris	6	1994	41	6.8
Walt Harris	6	1993	59	9.8
Bill Crick	6	1969	84	14.0
Bobby Bethune	6	1960	30	5.0
9. 19 tied with 5				
Last: Emmanuel Forbes	5	2020	183	36.6

CAREER

Player	Int.	Years	Yds.	Avg.
1. Johnthan Banks	16	2009-12	320	20.0
Walt Harris	16	1992-95	162	10.1
3. Nickoe Whitley	15	2010-13	158	10.5
4. Emmanuel Forbes	14	2020-22	390	27.9
5. Derek Pegues	12	2005-08	241	20.1
Izell McGill	12	1994-97	165	13.8
7. Henry Davison	11	1974-77	123	11.2
Kenny Johnson	11	1976-79	146	13.3
9. Corey Broomfield	10	2009-12	158	15.8
Fred Smoot	10	1999-00	44	4.4
Kelvin Knight	10	1990-93	157	15.7
Steve Freeman	10	1972-74	75	7.5
Frank Dowsing	10	1970-72	52	5.2

LONGEST INTERCEPTION RETURNS

Player	Yards	Opponent	Date
1. Anthony Johnson	100	Alabama	11-10-2007
Johnthan Banks	100	Florida	10-24-2009
3. Jack Nix	97	Ole Miss	11-26-1938
4. Red McElveen	95	Auburn	11-12-1927
Larry Buie	95	Florida	9-29-1973
6. Emmanuel Forbes	90	vs. Tulsa	12-31-2020
Anthony Derricks	90	Auburn	11-1-1997
8. James Stuart	88	Murray State	11-2-1946
9. Ben Griffin	85	Birmingham-Southern	11-4-1939
10. Gerri Green	84	Kentucky	10-21-2017

INTERCEPTION RETURN YARDS GAME

120, Johnthan Banks, Florida (10-24-2009) [2 INT]

SEASON

183, Emmanuel Forbes (2020) [5 INT]

CAREER

390, Emmanuel Forbes (2020-22) [14 INT]

RETURN YARDS PER INTERCEPTION GAME (MIN. 2 INT)

60.0, Johnthan Banks, Florida (10-24-2009) [2 for 120 yards]

SEASON (MIN. 4 INT)

36.6, Emmanuel Forbes (2020) [5 for 183 yards]

CAREER (MIN. 6 INT)

36.5, Anthony Derricks (1995-1998) [6 for 219 yards]

INTERCEPTION TOUCHDOWNS GAME

2, Johnthan Banks at Florida (10-24-2009)

SEASON

Player	TDs	Year
1. Emmanuel Forbes	3	2022
Emmanuel Forbes	3	2020
3. Johnthan Banks	2	2009
Corey Broomfield	2	2009
Anthony Johnson	2	2007
Derek Pegues	2	2006
Conner Stephens	2	2000
Walt Harris	2	1994
Harper Davis	2	1948

CAREER

Player	TDs	Years
1. Emmanuel Forbes	6	2020-22*
2. Johnthan Banks	3	2009-12
Corey Broomfield	3	2009-12
Derek Pegues	3	2005-08

* FBS and SEC record

FORCED FUMBLES SEASON

Player	FF	Year
1. Jeramie Johnson	5	2006
2. Arley Gibson	4	1992
Gregory Favors	4	1997
Ashley Cooper	4	1999
5. 12 others	3	
Last: Gerri Green	3	2017

CAREER

Player	FF	Years
1. Jeramie Johnson	7	2003-06
2. Arley Gibson	6	1990-93
Gregory Favors	6	1994-97
Michael Hearn	6	2003-06
5. Willie Evans	5.5	2002-05
6. 8 others	5	
Last: Jeffery Simmons	5	2016-18

FUMBLES RECOVERED SEASON

Player	FR	Year
1. Glen Buford	5	1976
2. Michael Simmons	4	1986
3. 15 players	3	Several
Last: Bernardrick McKinney	3	2014

CAREER

Player	FR	Years
1. Glen Buford	6	1976-79
Michael Simmons	6	1984-87
Tyrone Keys	6	1977-80
Marc Woodard	6	1989-92
Walt Harris	6	1993-95
Josh Morgan	6	1999-2002
Benardrick McKinney	6	2012-14
8. Tyrus Wheat	5	2020-22
Kenny Johnson	5	1976-79
Raymond Peyton	5	1975-78
Leon Cannon	5	1982-85

BLOCKED KICKS SEASON

Player	Blks	Year
1. Robert Bean, CB	4	1999
2. Jeffery Simmons, DT	3	2017
Adesola Badon, CB	3	1998
4. 12 others	2	Several
Last: Nelson Adams, DL	2	2016
Johnathan Calvin, DL	2	2016

CAREER

Player	Blks	Years
1. Adesola Badon, CB	6	1995-98
Robert Bean, CB	6	1998-99
3. Fletcher Cox, DT	5	2009-11
4. Jeffery Simmons, DT	3	2016-18
Walt Harris, DB	3	1992-95
6. 6 others	2	Several
Last: Nelson Adams, DL	2	2016
Johnathan Calvin, DL	2	2016



200-YARD RUSHING GAMES

Yds.	Player	Opponent	Date	Att.
258	Nick Fitzgerald	at Ole Miss	11-26-2016	14
252	Anthony Dixon	at Kentucky	10-31-2009	33
247	Jerious Norwood	Houston	10-22-2005	24
237	James Johnson	Alabama	11-14-1998	36
234	Kylin Hill	at Arkansas	11-2-2019	21
217	Kevin Bouie	at Kentucky	10-29-1994	23
211	Kylin Hill	at Kansas State	9-8-2018	17
209	James Johnson	at Kentucky	11-7-1998	28
204	Jerious Norwood	Ole Miss	11-26-2005	34
201	Jerious Norwood	UAB	10-9-2004	24

100-YARD RUSHING GAMES

Yds.	Player	Opponent	Date	Att.
198	Josh Robinson	at Kentucky	10-25-2014	23
198	James Johnson	at Alabama	11-15-1997	23
198	Dennis Johnson	at Memphis	10-19-1974	26
197	Kylin Hill	Louisiana Lafayette	8-31-2019	27
197	Josh Robinson	at LSU	9-20-2014	16
195	Nick Fitzgerald	Auburn	10-6-2018	28
195	Nick Fitzgerald	South Carolina	9-10-2016	17
192	James Johnson	at Memphis	9-12-1998	25
191	Aeris Williams	at Ole Miss	11-26-2016	25
191	Keffer McGee	at Memphis	9-7-1996	23
183	Walter Packer	vs. North Carolina	12-28-1974	24
182	Nick Fitzgerald	Texas A&M	11-5-2016	20
182	Keffer McGee	Louisiana Tech	9-21-1996	26
181	Keffer McGee	Louisiana-Monroe	9-30-1995	31
181	Michael Haddix	at Colorado State	10-10-1981	17
180	Vick Ballard	vs. Wake Forest	12-30-2011	14
179	LaDarius Perkins	at Troy	9-15-2012	23
179	Anthony Dixon	Arkansas	11-22-2008	23
176	Anthony Dixon	vs. Arkansas	11-21-2009	24
174	Jerious Norwood	Florida	10-23-2004	29
174	Hank Phillips	Tulane	11-7-1987	26
172	Dicenzo Miller	Florida	9-30-2000	19
169	Joe Fortunato	North Texas	10-11-1952	23
167	Kenny Roberts	Vanderbilt	9-2-1989	14
166	Vick Ballard	at Memphis	9-1-2011	10
165	Jerious Norwood	Kentucky	10-30-2004	24
164	Terry Vitrano	vs. North Carolina	12-28-1974	20
163	John Bond	vs. Ole Miss	11-22-1980	15
162	James Jones	vs. LSU	11-18-1978	30
159	Nick Fitzgerald	at Kansas State	9-9-2018	19
158	John Bond	at LSU	11-12-1983	21
156	Dontae Walker	Florida	9-30-2000	25
156	Kenny Roberts	at LSU	11-16-1991	22
156	Bruce Threadgill	vs. LSU	11-13-1976	20
155	Nick Turner	at Tulane	9-13-2003	20
155	Jim Cumberbatch	Colorado State	9-8-1984	21
154	Dak Prescott	at Texas A&M	11-9-2013	16
154	Michael Davis	Ole Miss	11-27-1993	40
153	Kylin Hill	Abilene Christian	11-23-2019	16
152	Anthony Dixon	UAB	10-6-2007	32
150	Kylin Hill	at Texas A&M	10-26-2019	21
150	Vick Ballard	Arkansas	11-20-2010	33
150	William Prince	Louisiana-Monroe	10-7-1989	19
149	Don Smith	Memphis	10-5-1985	26
149	Walter Packer	at Memphis	10-16-1976	17
148	William Prince	Memphis	10-21-1989	20
148	Walter Packer	vs. Georgia	9-21-1974	20
148	Tom McWilliams	vs. Auburn	11-11-1944	16
147	Keytaon Thompson	vs. Louisville	12-30-2017	27
147	Joe Robertson	at Alabama	10-25-1952	17
146	Aeris Williams	LSU	9-16-2017	23
146	James Johnson	UCF	10-25-1997	26
146	Walter Packer	at Louisville	10-25-1975	29
145	Fred Collins	vs. Ole Miss	11-24-1979	16
145	Tom McWilliams	at Tulane	11-1-1947	32
144	Vick Ballard	Ole Miss	11-26-2011	23
144	James Johnson	at South Carolina	9-26-1998	16
144	Michael Haddix	at Vanderbilt	9-20-1980	21
144	Wayne Jones	at Florida State	10-13-1973	16
143	Dontae Walker	vs. Texas A&M	12-31-2000	16
142	Kevin Bouie	Arkansas	11-5-1994	22

141	Kevin Bouie	at Ole Miss	11-26-1994	27
141	Walter Packer	at LSU	11-15-1975	16
140	Aeris Williams	Texas A&M	11-5-2016	24
139	Dak Prescott	at South Alabama	9-13-2014	14
139	Dak Prescott	Bowling Green	10-12-2013	15
139	Michael Davis	at Ole Miss	11-26-1994	24
139	Tom McWilliams	at LSU	10-21-1944	32
138	Jerious Norwood	at Kentucky	10-25-2003	11
138	Jerious Norwood	Kentucky	11-2-2002	15
137	James Johnson	East Tennessee State	10-17-1998	21
137	Don Smith	Tulane	10-19-1985	20
137	Rockey Felker	at Lamar	10-12-1974	18
137	Dennis Johnson	at Florida	9-28-1974	24
136	Dicenzo Miller	Auburn	10-9-2000	20
135	Nick Fitzgerald	UMass	11-4-2017	17
135	Vick Ballard	at Auburn	9-10-2011	21
135	Anthony Dixon	at Middle Tennessee	10-17-2009	27
135	Michael Haddix	Vanderbilt	9-19-1981	14
134	Vick Ballard	at Houston	10-9-2010	14
134	Anthony Dixon	Houston	10-10-2009	21
134	Sleepy Robinson	Kentucky	10-12-1991	23
133	Dak Prescott	at Auburn	9-14-2013	22
133	Anthony Dixon	Ole Miss	11-28-2009	29
133	Jerious Norwood	at Kentucky	10-25-2003	11
133	James Johnson	Auburn	10-10-1998	25
133	James Johnson	Memphis	8-30-1997	21
133	David Fair	Tennessee	9-12-1987	12
132	Kylin Hill	Ole Miss	11-28-2019	14
132	Nick Fitzgerald	vs. Miami (Ohio)	12-26-2016	18
132	Keffer McGee	at Baylor	9-16-1995	32
132	Dennis Johnson	Louisville	9-18-1976	17
132	Wayne Jones	vs. Florida	11-24-1973	21
131	Nick Fitzgerald	at LSU	10-20-2018	23
131	Nick Fitzgerald	Arkansas	11-9-2016	17
131	LaDarius Perkins	UAB	10-23-2010	18
131	Chris Relf	Ole Miss	11-28-2009	15
131	Anthony Dixon	at Tulane	9-8-2007	27
131	Dicenzo Miller	Kentucky	11-3-2001	15
131	Dennis Johnson	vs. Florida	9-27-1975	25
131	Joe Reed	vs. Vanderbilt	9-26-1970	18
130	Keffer McGee	South Carolina	10-14-1995	29
130	Don Smith	vs. Southern Miss	10-6-1984	11
130	Joe Fortunato	at Tulane	11-7-1952	19
129	Nick Gibson	at Arkansas	11-2-2019	12
129	John Bond	vs. Ole Miss	11-19-1983	30
129	Charles Evans	at Tulane	11-7-1953	18
129	Michael Davis	South Carolina	10-16-1993	33
128	Lawrence Matulich	Southern Miss	11-22-1947	22
127	Keffer McGee	Kentucky	10-28-1995	29
127	Kenny Roberts	at Memphis	11-10-1990	25
126	Kylin Hill	Auburn	10-6-2018	23
126	Anthony Dixon	Middle Tennessee	10-25-2008	27
126	Kenny Roberts	at Texas	9-5-1992	16
126	James Jones	North Texas	9-3-1977	12
126	Marcus Rhoden	vs. Florida	9-26-1964	10
125	Garrett Shrader	Kentucky	9-21-2019	11
125	LaDarius Perkins	Middle Tennessee	10-20-2012	20
125	Anthony Dixon	at Ole Miss	11-25-2006	25
125	Rodney Peters	at Tulane	10-18-1986	14
125	Walter Packer	at Memphis	10-19-1974	18
125	Walter Packer	Kansas State	10-5-1974	16
124	Josh Robinson	UAB	9-6-2014	20
124	Michael Davis	at Tulane	9-25-1993	21
124	Hank Phillips	at LSU	11-14-1987	29
123	Kylin Hill	Southern Miss	9-7-2019	14
123	Anthony Dixon	at Vanderbilt	9-19-2009	21
123	Jerious Norwood	Murray State	9-3-2005	16
123	Nick Turner	at Auburn	10-6-2003	13
123	Kevin Bouie	Alabama	11-12-1994	17
123	Walter Packer	vs. William & Mary	9-7-1974	8
121	Keytaon Thompson	Ole Miss	11-23-2017	26
121	Dak Prescott	Auburn	10-11-2014	21
121	Anthony Dixon	at Alabama	11-4-2006	25
121	Jerious Norwood	at Kentucky	10-29-2005	20
121	Dicenzo Miller	Ole Miss	11-22-2001	22
121	Dontae Walker	at Ole Miss	11-23-2000	14
121	Kenny Roberts	at Tulane	10-20-1990	10
121	Wayne Jones	at LSU	11-17-1973	19

121	Andy Rhoades	vs. Georgia	9-17-1966	20
120	Kylin Hill	Kentucky	9-21-2019	26
120	Dontae Walker	Oklahoma State	9-18-1999	8
120	Tony Buckhalter	Louisiana-Monroe	11-2-1996	19
120	Michael Davis	at South Carolina	10-15-1994	21
120	Michael Davis	Arkansas State	10-1-1994	17
120	Michael Davis	Tennessee	9-24-1994	26
120	Kevin Bouie	vs. Arkansas	11-6-1993	25
120	Walter Packer	at Florida	9-25-1976	12
120	Walter Packer	Louisville	10-26-1974	11
120	Joe Fortunato	Arkansas State	10-4-1952	13
119	Nick Fitzgerald	Samford	10-29-2016	19
119	Vick Ballard	Alcorn State	10-2-2010	8
119	Christian Ducre	at Kentucky	10-27-2007	19
119	Dicenzo Miller	BYU	12-1-2001	12
119	James Johnson	Ole Miss	11-29-1997	21
119	Dennis Johnson	at Memphis	10-16-1976	15
119	Wayne Jones	vs. Alabama	11-3-1973	22
118	Dicenzo Miller	at LSU	10-21-2000	17
118	Hank Phillips	vs. Alabama	10-31-1987	25
118	Joe Fortunato	at Ole Miss	11-29-1952	21
117	Nick Fitzgerald	at Ole Miss	11-22-2018	18
117	Dak Prescott	Kentucky	10-24-2015	13
117	Dicenzo Miller	at Kentucky	11-4-2000	19
117	Dontae Walker	Alabama	11-13-2000	16
117	Keffer McGee	vs. Arkansas	11-4-1995	27
117	Hank Phillips	at Alabama	11-2-1985	22
117	Michael Haddix	Louisiana Tech	9-13-1980	15
117	Wayne Jones	Vanderbilt	9-22-1973	13
116	John Bond	Louisiana Tech	9-13-1980	13
116	Wayne Jones	at Auburn	11-10-1973	29
115	Nick Fitzgerald	Kentucky	10-21-2017	12
115	Orlando Lundie	LSU	11-17-1984	22
115	Wally Beech	at Alabama	10-28-1950	18
114	Aeris Williams	UMass	11-4-2017	24
114	Aeris Williams	BYU	10-14-2017	23
114	Dicenzo Miller	Middle Tennessee	10-28-2000	12
114	Rodney Peters	Arkansas State	9-7-1985	20
114	John Bond	Arkansas State	9-11-1982	13
114	James Jones	at Memphis	9-23-1978	10
114	Walter Packer	at Rice	10-11-1975	18
114	Harper Davis	vs. Auburn	11-8-1947	7
113	Wayne Jones	at Louisville	10-20-1973	23
113	Jerious Norwood	Vanderbilt	10-4-2003	22
113	Robert Isaac	Memphis	8-30-1997	20
113	Michael Haddix	at Memphis	9-18-1982	10
113	Dennis Johnson	at Washington	9-10-1977	23
113	Bruce Threadgill	vs. Florida	9-27-1975	22
112	Jerious Norwood	Tulane	9-4-2004	20
112	James Johnson	vs. Texas	1-1-1999	22
112	Michael Haddix	LSU	11-13-1982	15
111	Kylin Hill	Kansas State	9-14-2019	24
111	Nick Fitzgerald	at Louisiana Tech	9-9-2017	10
111	Dak Prescott	UAB	9-6-2014	18
111	Jerious Norwood	at Florida	10-8-2005	13
111	Fred Reid	Troy State	10-12-2002	18
111	James Johnson	Vanderbilt	9-5-1998	23
111	Tay Galloway	vs. LSU	11-17-1990	22
111	Orlando Wade	Vanderbilt	9-2-1989	19
111	Albert Williams	Louisiana Lafayette	9-5-1987	8
110	Nick Fitzgerald	vs. UMass	9-25-2016	15
110	LaDarius Perkins	at Kentucky	10-6-2012	25
110	Nakia Greer	Louisiana-Monroe	11-2-1996	10
110	Tommy Garrison	at Texas Tech	10-7-1967	35
109	Keytaon Thompson	Stephen F. Austin	9-1-2018	10
109	Chris Relf	Georgia	9-25-2010	20
109	Jerious Norwood	Arkansas	11-22-2004	23
109	Don Smith	vs. Ole Miss	11-22-1986	21
109	Hank Phillips	at Auburn	10-26-1985	15
109	Stanley Howell	Southern Miss	10-27-1979	8
109	Dennis Johnson	vs. Kentucky	10-9-1976	23
109	Billy Hill	Memphis	10-24-1959	10
108	Kylin Hill	at Ole Miss	11-22-2018	17
108	Anthony Dixon	Tennessee	10-13-2007	26
108	Dicenzo Miller	Memphis	9-3-2001	12
108	Keffer McGee	at South Carolina	9-28-1996	24
108	Wally Beech	at Clemson	10-9-1949	17
107	Nick Fitzgerald	Louisiana Tech	11-3-2018	18



107	Nick Fitzgerald	Louisiana Lafayette	9-15-2018	15
107	Aeris Williams	at Louisiana Tech	9-9-2017	9
107	Nick Fitzgerald	at Kentucky	10-22-2016	16
107	Josh Robinson	Texas A&M	10-4-2014	17
107	Anthony Dixon	Vanderbilt	10-11-2008	27
107	Michael Davis	Alabama	11-12-1994	21
107	Don Smith	at Tulane	10-18-1986	17
107	Donald King	at Miami (Fla.)	10-18-1980	13
107	Barry Cotney	Tampa	10-2-1965	11
106	Chris Relf	at Auburn	9-10-2011	27
106	Anthony Dixon	Georgia Tech	10-3-2009	18
106	Anthony Dixon	LSU	9-26-2009	27
106	Michael Haddix	at Tulane	9-4-1982	14
106	Lewis Grubbs	at Alabama	10-31-1970	8
106	Ode Burrell	at Tulane	10-12-1962	4
105	Nick Fitzgerald	at Texas A&M	10-28-2017	18
105	Dak Prescott	at LSU	9-20-2014	22
105	Kevin Bouie	at Tulane	9-25-1993	15
105	Hank Phillips	Louisiana Tech	9-3-1988	19
105	Henry Koontz	at Colorado State	10-10-1981	23
105	Bruce Threadgill	vs. Kentucky	10-9-1976	24
105	Jackie Parker	Arkansas State	10-4-1952	18
104	Aeris Williams	Arkansas	11-17-2018	15
104	Dicenzo Miller	Alabama	11-11-2000	16
104	Dontae Walker	Middle Tennessee	10-28-2000	14
104	Wayne Madkin	at BYU	9-14-2000	7
104	Don Smith	Florida	9-27-1986	24
104	Don Smith	Syracuse	9-14-1985	17
104	Al Rickey Edwards	vs. Navy	9-17-1983	16
104	Stanley Howell	at Auburn	11-10-1979	8
104	Dwayne Brown	vs. Memphis	9-8-1979	14
104	Bruce Threadgill	at Auburn	11-8-1975	20
104	Rockey Felker	Vanderbilt	9-22-1973	7
104	Andy Rhoades	Richmond	10-1-1966	21
103	Nick Fitzgerald	vs. Iowa	1-1-2019	20
103	Nick Fitzgerald	BYU	10-14-2017	15
103	Dak Prescott	LSU	10-5-2013	12
103	Chris Relf	Arkansas	11-20-2010	31
103	Vick Ballard	Kentucky	10-30-2010	14
103	Anthony Dixon	at Auburn	9-15-2007	29
103	Robert Isaac	Louisiana-Monroe	11-2-1996	14
103	Dwayne Brown	at Florida State	10-13-1979	25
102	Vick Ballard	UT Martin	11-5-2011	11
102	Michael Davis	at Alabama	11-13-1993	23
102	Karl Williamson	at Tulane	9-25-1993	12
102	Don Smith	at Tennessee	9-13-1986	14
102	Don Smith	at Syracuse	9-6-1986	23
102	Melvin Barkum	vs. Florida State	10-14-1972	12
102	Hoyle Granger	vs. Alabama	10-30-1965	21
101	Aeris Williams	Louisiana Lafayette	9-15-2018	11
101	Nick Fitzgerald	at Arkansas	11-18-2017	22
101	Josh Robinson	vs. Arkansas	11-23-2013	17
101	Vick Ballard	at UAB	10-8-2011	11
101	Dontae Walker	at Alabama	11-10-2001	15
101	Dontae Walker	at Kentucky	11-4-2000	15
101	Michael Haddix	vs. Ole Miss	11-20-1982	15
101	Dennis Johnson	at Southern Miss	10-23-1976	19
101	Hoyle Granger	vs. Alabama	10-31-1964	17
101	Don Morris	at Tulane	11-7-1953	15
100	LaDarius Perkins	Tennessee	10-13-2012	23
100	Michael Davis	at Kentucky	10-31-1992	8
100	Don Smith	at Missouri	9-22-1984	19
100	Michael Haddix	Marshall	10-20-1979	8
100	Walter Packer	Southern Miss	10-4-1975	15
100	Wally Beech	at Ole Miss	12-2-1950	19



YEAR-BY-YEAR INDIVIDUAL 100-YARD RUSHING GAMES

Table with years from 1944 to 2022 and corresponding rushing games. Total: 292

SAME GAME 100-YARD RUSHING PERFORMANCES


Table with columns: NAMES (ATT./YARDS), OPPONENT, COMBINED ATT./YDS. Lists various players and their rushing performances against different opponents.

SAME GAME 100-YARD RECEIVING PERFORMANCES

Table with columns: NAMES (REC./YARDS), OPPONENT, COMBINED REC./YDS. Lists various players and their receiving performances against different opponents.

300-YARDS PASSING/100-YARDS RUSHING BY SAME PLAYER

Table with columns: NAME, DATE, OPPONENT, YARDS PASSING, YARDS RUSHING. Lists players who achieved both 300 passing yards and 100 rushing yards in the same game.



YEAR-BY-YEAR INDIVIDUAL 100-YARD RECEIVING GAMES

Table with years from 1944 to 2022 and corresponding receiving games. Total: 123



600-YARD PASSING GAMES

Yds.	Player	Opponent	Date
623	K.J. Costello	at LSU	9-26-2020

500-YARD PASSING GAMES

Yds.	Player	Opponent	Date
508	Dak Prescott	at Arkansas	11-21-2015

400-YARD PASSING GAMES

Yds.	Player	Opponent	Date
466	Derrick Taitte	Tulane	10-22-1994
453	Dak Prescott	vs. Georgia Tech	12-31-2014
450	Will Rogers	Memphis	9-3-2022
440	Will Rogers	at Ole Miss	11-28-2020
429	Dave Marler	vs. Alabama	11-4-1978
421	Wesley Carroll	vs. Arkansas	11-17-2007
419	Will Rogers	at Memphis	9-18-2021
417	Will Rogers	at Arkansas	11-6-2021
417	Nick Fitzgerald	Samford	10-29-2016
415	Will Rogers	at Auburn	11-13-2021
409	Will Rogers	Bowling Green	9-24-2022
408	Will Rogers	at Texas A&M	10-2-2021
406	Will Rogers	Arkansas	10-8-2022
405	Todd Jordan	at Florida	10-2-1993

300-YARD PASSING GAMES

Yds.	Player	Opponent	Date
391	Will Rogers	Tennessee State	11-20-2021
384	Will Rogers	at Vanderbilt	10-23-2021
384	Michael Henig	Kentucky	10-28-2006
380	Dak Prescott	vs. NC State	12-30-2015
371	Will Rogers	LSU	9-15-2021
370	Will Rogers	Louisiana Tech	9-4-2021
370	Todd Jordan	Memphis	9-4-1993
364	Keytaon Thompson	Stephen F. Austin	9-1-2018
360	Kevin Fant	at Houston	9-20-2003
357	Will Rogers	Auburn	11-5-2022
348	Dak Prescott	Kentucky	10-24-2015
347	Dak Prescott	Louisiana Tech	10-17-2015
346	Kevin Fant	BYU	12-1-2001
344	Will Rogers	Kentucky	10-30-2021
340	Kevin Fant	at Ole Miss	11-28-2002
336	Will Rogers	Ole Miss	11-25-2021
336	Will Rogers	at Georgia	11-21-2020
336	Kevin Fant	Jacksonville State	9-14-2002
335	Dak Prescott	LSU	9-12-2015
335	Tony Shell	Alabama	10-29-1988
331	Dak Prescott	Arkansas	11-1-2014
329	Will Rogers	Texas A&M	10-1-2022
328	Nick Fitzgerald	Arkansas	11-29-2016
313	Will Rogers	at Arizona	9-10-2022
313	K.J. Costello	Arkansas	10-3-2020
312	Tony Shell	vs. Southern Miss	10-15-1988
311	Derrick Taitte	at Tennessee	9-23-1995
309	Tony Shell	at Kentucky	10-13-1990
307	Dave Marler	Florida State	10-14-1978
306	Dave Marler	vs. Ole Miss	11-25-1978
305	Nick Fitzgerald	vs. UMass	9-25-2016
303	Dak Prescott	at Missouri	11-5-2015
301	Will Rogers	East Tennessee St.	11-19-2022
300	Will Rogers	Alabama	10-16-2021
300	Dak Prescott	Alabama	11-14-2015

250-YARD PASSING GAMES

Yds.	Player	Opponent	Date
297	Don Smith	at Alabama	11-2-1985
296	Derrick Taitte	Memphis	9-2-1995
295	Will Rogers	Missouri	12-19-2020
294	Will Rogers	NC State	9-11-2021
295	Tyler Russell	at LSU	11-12-2012
291	Tyler Russell	Tennessee	10-13-2012
290	Will Rogers	vs. Texas Tech	12-28-2021
290	Dak Prescott	at Alabama	11-15-2014
290	Tommy Pharr	Ole Miss	11-27-1969
288	Chris Relf	at Ole Miss	11-27-2010
288	Derrick Taitte	at Auburn	10-7-1995
287	Greg Plump	vs. North Carolina	1-2-1993
287	Don Smith	at Kentucky	10-12-1985
285	Kevin Fant	Oregon	8-31-2003
284	Dak Prescott	Southern Miss	8-30-2014
284	Don Smith	vs. Southern Miss	9-21-1985
283	Dak Prescott	vs. Rice	12-31-2013
283	Mike Davis	vs. Southern Miss	10-17-1987

282	Dak Prescott	at Ole Miss	11-29-2014
281	Chris Relf	vs. Michigan	1-1-2011
278	Tyson Lee	Georgia Tech	10-3-2009
277	Tommy Pharr	Florida State	11-9-1968
274	Tyler Russell	Arkansas	11-17-2012
274	Dave Marler	at Memphis	9-23-1978
270	Dak Prescott	at Auburn	9-26-2015
269	Tyler Russell	at Kentucky	10-6-2012
268	Dak Prescott	Texas A&M	10-4-2014
268	Dak Prescott	at LSU	9-20-2014
268	Dak Prescott	Kentucky	10-24-2013
268	Tyler Russell	at Ole Miss	11-24-2012
266	Tony Shell	Georgia	9-17-1988
263	Tyler Russell	vs. Arkansas	11-23-2013
263	Kevin Fant	Ole Miss	11-22-2001
262	Wayne Madkin	Alabama	11-11-2000
261	Will Rogers	vs. Illinois	1-2-2023
261	Will Rogers	Georgia	11-12-2022
261	Tyson Lee	at Kentucky	11-01-2008
261	Wayne Madkin	South Carolina	9-20-2001
261	Derrick Taitte	LSU	9-9-1995
260	Tony Shell	at Tulane	11-19-1988
258	John Bond	at Florida	9-25-1982
258	Tommy Pharr	vs. Alabama	11-1-1969
257	Wayne Madkin	at Vanderbilt	10-2-1999
256	Tyler Russell	Memphis	9-4-2010
256	Bruce Threadgill	at Auburn	11-5-1977
254	Dak Prescott	Ole Miss	11-28-2015
250	Omarr Conner	Maine	9-18-2004
250	Tommy Pharr	Southern Miss	10-11-1969



Dak Prescott one of just two quarterbacks in SEC history to pass for over 9,000 yards and rush for over 2,500 yards in a career. He is joined by Florida's Tim Tebow.



200-YARD RECEIVING GAMES

Yds.	Player	Opponent	Date	Rec.
220	Jameon Lewis	vs. Rice	12-31-2013	9
215	David Smith	vs. Texas Tech	10-17-1970	12
208	Jamayel Smith	vs. Arkansas	11-17-2007	10
208	Danny Knight	at Florida	9-25-1982	8
208	Sammy Milner	vs. Texas Tech	10-19-1968	9
207	Donald Gray	Samford	10-29-2016	4

100-YARD RECEIVING GAMES

Yds.	Player	Opponent	Date	Rec.
194	David Smith	Ole Miss	11-27-1969	14
192	Tony Burks	Kentucky	10-28-2006	7
183	Osirus Mitchell	at LSU	9-26-2020	7
183	Eric Moulds	at Tennessee	9-23-1995	15
180	Chad Bumphis	at Troy	9-15-2012	6
176	Jaden Walley	at Ole Miss	11-28-2020	9
175	Mardye McDote	Florida State	10-14-1978	9
174	Mardye McDote	vs. Tennessee	10-28-1978	4
172	Justin Jenkins	at Houston	9-20-2003	9
171	Fred Ross	Arkansas	11-29-2016	10
168	Mardye McDote	vs. Alabama	11-4-1978	9
166	Fred Hadley	Alabama	10-29-1988	7
164	Justin Jenkins	at Tulane	9-13-2003	9
160	Eric Moulds	Tulane	10-22-1994	5
160	Danny Knight	at Tulane	9-4-1982	8
158	Kylin Hill	at LSU	9-26-2020	8
157	Eric Moulds	LSU	9-9-1995	8
154	Fred Ross	at Arkansas	11-14-2015	10
154	Bill Buckley	at Florida State	10-13-1973	6
153	Louis Clark	at Kentucky	10-12-1985	7
148	Mardye McDote	at Auburn	11-5-1977	6
147	Kelvin Love	Kentucky	11-4-1999	6
146	Chad Bumphis	at Ole Miss	11-24-2012	6
146	Sammy Milner	vs. Auburn	9-28-1968	12
144	Chris Jones	at Florida	10-2-1993	5
143	Mardye McDote	vs. Ole Miss	11-25-1978	7
140	Donald Gray	Northwestern State	9-19-2015	4
140	Chad Bumphis	at LSU	11-10-2012	9
140	LaDarius Perkins	at Ole Miss	11-27-2010	3
138	David Smith	Richmond	9-20-1969	11
136	Makai Polk	at Memphis	9-18-2021	11
136	Bill Buckley	at Kentucky	10-7-1972	8
134	Rara Thomas	Texas A&M	10-1-2022	5
133	Chad Bumphis	Alcorn State	10-2-2010	9
133	Justin Jenkins	BYU	12-1-2001	7
132	Kevin Prentiss	Arkansas	11-21-1998	7
131	David Smith	Ole Miss	11-21-1970	6
130	Stephen Guidry	Texas A&M	10-27-2018	3
130	Tony Burks	Tulane	9-16-2006	4
129	Jaden Walley	Missouri	12-19-2020	5
127	Willie Harris	vs. North Carolina	1-2-1993	8
127	Willie Harris	at South Carolina	10-17-1992	8
127	Fred Hadley	vs. Alabama	10-31-1987	5
126	Makai Polk	at Texas A&M	10-2-2021	13
126	Fred Ross	vs. UMass	9-25-2016	8
126	Mardye McDote	vs. Ole Miss	11-19-1977	6
125	Fred Hadley	vs. Southern Miss	10-15-1988	7
125	Art Mordecai	at Memphis	10-27-1984	3
124	Bill Buckley	Houston	10-28-1972	9
123	Chad Bumphis	Georgia Tech	10-3-2009	6
122	JaVonta Payton	at LSU	9-26-2020	6
120	Keffer McGee	at Auburn	10-7-1995	3
120	Eric Moulds	Arkansas	11-5-1994	7
119	Shaston Coleman	Memphis	9-2-1995	4
119	Sammy Milner	at Florida	10-5-1968	8
118	Tony Burks	West Virginia	10-7-2006	4
118	Justin Jenkins	Vanderbilt	10-4-2003	8
118	Terrell Grindle	Jacksonville State	9-14-2002	3
118	Sandy Braswell	Louisiana-Monroe	9-16-1972	5
118	David Smith	Southern Miss	10-11-1969	6
117	Makai Polk	at Arkansas	11-6-2021	8
117	Fred Ross	Ole Miss	11-28-2015	12
117	Joe Morrow	vs. Georgia Tech	12-31-2014	6
117	De Runnya Wilson	at Ole Miss	11-29-2014	8
117	Will Prosser	Maine	9-18-2004	4
117	David Smith	at Florida	9-19-1970	10
116	Jameon Lewis	at LSU	9-20-2014	5
116	Justin Jenkins	Ole Miss	11-22-2001	7
116	Glen Young	at Auburn	10-24-1981	8
115	Jaden Walley	at Georgia	11-21-2020	7
115	Fred Ross	at Missouri	11-5-2015	11
115	McKinley Scott	at Houston	9-20-2003	6
115	Ray Ray Bivines	at Ole Miss	11-28-2002	6
115	Kenny Causey	at Alabama	11-13-1993	7

115	Jerry Bouldin	Alabama	10-29-1988	5
114	Osirus Mitchell	Stephen F. Austin	9-1-2018	2
114	Fred Ross	Alabama	11-14-2015	8
113	Jameon Lewis	at Memphis	9-1-2011	4
113	Justin Jenkins	at Auburn	10-18-2003	7
113	Willie Harris	Memphis	10-19-1991	5
113	Willie Harris	at Kentucky	10-13-1990	5
114	James Bloodworth	at Alabama	11-2-1985	5
114	Bill Buckley	vs. Kentucky	10-6-1973	9
112	Brandon Heavens	Memphis	9-4-2010	5
112	Danny Knight	Arkansas State	9-11-1982	3
112	Jerry Price	at LSU	11-14-1981	3
111	Jameon Lewis	LSU	10-5-2013	7
111	Danny Knight	at Alabama	10-29-1983	6
110	Makai Polk	Tennessee State	11-20-2021	9
110	Josh Robinson	Arkansas	11-1-2014	6
110	Danny Knight	vs. Ole Miss	11-20-1982	3
110	Mardye McDote	at Memphis	9-23-1978	5
109	Ray Ray Bivines	Jacksonville State	9-14-2002	2
109	Kelvin Love	at Alabama	11-13-1999	4
109	Terrell Grindle	at Auburn	10-9-1999	6
109	Harland Reed	at LSU	11-12-1966	6
108	Terrell Grindle	Kentucky	11-2-2002	3
107	Fred Ross	Samford	10-29-2016	9
107	Fred Ross	Arkansas	11-1-2014	4
106	Tony Burks	at Georgia	10-21-2006	4
106	Terrell Grindle	at South Carolina	10-5-2002	5
106	Kevin Prentiss	at Oklahoma State	9-19-1998	3
106	Robert Isaac	Louisiana Tech	9-21-1996	6
106	Gavin Rees	at Rice	10-11-1975	7
105	De Runnya Wilson	vs. Georgia Tech	12-31-2014	9
105	Bill Buckley	Louisiana-Monroe	9-16-1972	4
105	John Grace	Murray State	11-2-1946	2
104	Chad Bumphis	at Kentucky	10-6-2012	9
103	Fred Ross	at Texas A&M	10-3-2015	11
103	Tony Burks	at LSU	9-30-2006	4
103	Fred Hadley	vs. Southern Miss	10-17-1987	7
103	Kenny Rogers	Florida	9-28-1985	7
103	Bill Buckley	at Ole Miss	11-25-1972	6
102	De Runnya Wilson	at Missouri	11-5-2015	4
102	Fred Ross	vs. Georgia Tech	12-31-2014	6
102	Brandon McRae	at Georgia Tech	9-20-2008	10
102	David Smith	at LSU	11-15-1969	5
102	Sammy Milner	vs. Florida	9-27-1969	9
101	Brandon Holloway	at Arkansas	11-21-2015	4
101	Anthony Dixon	Ole Miss	11-23-2007	7
101	Kevin Prentiss	South Carolina	9-27-1997	2
100	Jaden Walley	Auburn	12-12-2020	8
100	Chad Bumphis	Memphis	9-4-2010	4
100	Howard Lewis	vs. Auburn	9-22-1974	7



PASSING

Year	Player	Cmp.	Att.	Pct.	Yds.	TD
1946	Billy Murphy	21	60	.350	279	5
1947	Tom McWilliams	30	61	.492	360	3
1948	Tom McWilliams	41	74	.554	412	4
1949	Don Robinson	29	105	.276	303	1
1950	Frank Branch	24	40	.600	313	1
1951	Frank Branch	20	44	.455	198	0
1952	Jackie Parker	45	97	.464	811	8
1953	Jackie Parker	41	69	.594	603	7
1954	Bobby Collins	20	45	.444	337	3
1955	Bill Stanton	27	57	.474	554	5
1956	Billy Stacy	32	71	.451	464	3
1957	Billy Stacy	13	41	.317	248	3
1958	Billy Stacy	32	70	.457	388	2
1959	John Corroero	21	44	.477	251	2
1960	Charlie Furlow	63	114	.553	599	2
1961	Charlie Furlow	36	65	.554	389	0
1962	Charlie Furlow	62	111	.559	744	3
1963	Sonny Fisher	36	74	.486	353	2
1964	Ashby Cook	35	61	.574	426	2
1965	Ashby Cook	78	162	.481	1,032	8
1966	Don Saget	69	166	.416	753	2
1967	Tommy Pharr	26	71	.366	279	4
1968	Tommy Pharr	173	319	.542	1,838	9
1969	Tommy Pharr	140	258	.543	1,603	11
1970	Joe Reed	138	294	.469	1,616	8
1971	Hal Chealander	66	155	.426	937	2
1972	Rockey Felker	74	161	.460	992	6
1973	Rockey Felker	60	106	.566	782	9
1974	Rockey Felker	73	155	.471	1,147	8
1975	Bruce Threadgill	43	123	.350	575	2
1976	Bruce Threadgill	45	89	.506	807	7
1977	Bruce Threadgill	91	219	.416	1,317	7
1978	Dave Marter	163	287	.568	2,422	11
1979	Tony Black	23	62	.371	363	2
1980	John Bond	59	133	.444	849	5
1981	John Bond	65	144	.451	875	4
1982	John Bond	91	183	.497	1,591	7
1983	John Bond	92	205	.449	1,306	2
1984	Don Smith	75	176	.426	1,236	6
1985	Don Smith	143	312	.458	2,332	15
1986	Don Smith	120	244	.492	1,609	10
1987	Mike Davis	60	129	.465	779	2
1988	Tony Shelt	153	335	.457	1,884	13
1989	Tony Shelt	45	87	.517	499	2
1990	Tony Shelt	151	293	.515	1,909	10
1991	Sleepy Robinson	77	141	.546	1,167	8
1992	Greg Plump	54	129	.419	863	4
1993	Todd Jordan	131	294	.446	1,935	11
1994	Derrick Taitte	110	220	.500	1,806	14
1995	Derrick Taitte	165	309	.534	2,241	16
1996	Derrick Taitte	75	171	.439	1,009	6
1997	Matt Wyatt	92	201	.458	1,369	6
1998	Wayne Madkin	96	199	.482	1,532	11
1999	Wayne Madkin	135	257	.525	1,884	10
2000	Wayne Madkin	138	246	.561	1,908	8
2001	Kevin Fant	94	170	.521	1,352	8
2002	Kevin Fant	163	311	.524	1,918	10
2003	Kevin Fant	186	351	.530	2,151	14
2004	Omarr Conner	107	205	.522	1,224	6
2005	Omarr Conner	86	167	.515	903	8
2006	Michael Henig	74	169	.438	1,201	7
2007	Wesley Carroll	134	255	.525	1,392	9
2008	Tyson Lee	153	260	.588	1,519	7
2009	Tyson Lee	130	221	.588	1,444	4
2010	Chris Relf	129	220	.586	1,789	13
2011	Chris Relf	114	190	.600	1,212	10
2012	Tyler Russell	231	394	.586	2,897	24
2013	Dak Prescott	156	267	.584	1,940	10
2014	Dak Prescott	244	396	.616	3,449	27
2015	Dak Prescott	316*	477*	.662	3,793	29
2016	Nick Fitzgerald	196	361	.543	2,423	21
2017	Nick Fitzgerald	159	286	.556	1,782	15
2018	Nick Fitzgerald	145	281	.516	1,767	16
2019	Garrett Shrader	153	88	.575	1,170	8
2020	Will Rogers	239	346	.691	1,976	11
2021	Will Rogers	505*	683*	.739*	4,739	36
2022	Will Rogers	415	610	.680	3,974	35

*Led SEC

RECEIVING

Year	Player	Rec.	Yds.	Avg.	TD
1946	Kermit Davis	11	158	14.4	1
1947	Harper Davis	15	229	15.3	3
1948	Harper Davis	12	94	7.8	1
1949	Murry Alexander	14	131	9.4	1
1950	Steve Clark	14	150	11.5	3
1951	John Katusa	10	73	7.3	0
1952	Norm Duplain	14	265	18.9	0
1953	Art Davis	11	150	13.6	3
1954	Levaine Hollingshead	11	180	16.4	2
1955	Ron Bennett	12	248	20.7	3
1956	Ron Bennett	15	227	15.1	2
1957	Gil Peterson	7	95	13.6	2
1958	P.L. Blake	6	85	14.2	0
1959	Lee Welch	14	127	9.1	0
1960	Lee Welch	12	98	8.2	0
1961	Johnny Baker	22	323	14.7	1
1962	Ode Burrell	24	204	8.5	2
1963	Tommy Inman	12	179	14.9	2
1964	Tommy Inman	21	338	16.1	2
1965	Don Saget	24	373	15.5	4
1966	Marcus Rhoden	31	365	11.8	0
1967	Johnny Woitt	8	82	10.3	2
1968	Sammy Milner	64*	909	14.2	5
1969	Sammy Milner	64	745	11.6	6
1970	David Smith	74*	987	13.3	6
1971	Eric Hoggatt	28	365	13.0	0
1972	Bill Buckley	47*	776	16.5	6
1973	Bill Buckley	41*	661	16.1	7
1974	Howard Lewis	21	330	15.7	1
1975	Gavin Rees	18	292	16.2	2
1976	Robert Chatman	15	277	18.5	3
1977	Mardye McDole	29	510	17.6	2
1978	Mardye McDole	48*	1,035	21.6	7
1979	Mardye McDole	20	380	19.0	3
1980	Mardye McDole	19	289	15.2	1
1981	Glen Young	19	263	13.8	1
1982	Danny Knight	37	924	25.0	7
1983	Danny Knight	34	671	19.7	2
1984	Mikel Williams	23	177	7.7	1
1985	Jeff Patton	34	416	12.2	2
1986	Fred Hadley	28	529	18.9	3
1987	Fred Hadley	28	499	17.8	1
1988	Fred Hadley	29	477	16.5	5
1989	Jesse Anderson	21	230	11.0	0
1990	Jerry Bouldin	32	447	14.0	6
1991	Willie Harris	24	529	22.0	1
1992	Willie Harris	35	574	16.4	3
1993	Chris Jones	24	541	22.5	2
1994	Eric Moulds	39	845	21.7	7
1995	Eric Moulds	62	779	12.6	6
1996	Lamont Woodberry	27	305	11.3	2
1997	Lamont Woodberry	24	342	14.3	3
1998	Kevin Prentiss	38	681	17.9	3
1999	Kelvin Love	43	834	19.4	3
2000	Terrell Grindte	31	436	14.1	2
2001	Justin Jenkins	42	661	15.7	8
2002	Ray Ray Bivines	40	511	12.8	4
2003	Justin Jenkins	62	880	14.2	9
2004	Will Prosser	24	328	13.7	0
2005	Will Prosser	28	286	10.2	0
2006	Tony Burks	35	850	24.3	5
2007	Jamaye Smith	33	510	15.5	3
2008	Brandon McRae	51	518	10.2	3
2009	Chad Bumphis	32	375	11.7	4
2010	Chad Bumphis	44	634	14.4	5
2011	Arceto Clark	30	442	14.7	4
2012	Chad Bumphis	58	922	15.9	12*
2013	Jameon Lewis	64	923	14.4	5
2014	De'Runnya Wilson	47	680	14.5	9
2015	Fred Ross	88	1,007	11.4	5
2016	Fred Ross	72	917	12.7	12*
2017	Jesse Jackson	27	276	10.2	0
2018	Stephen Guidry	19	440	23.2	3
2019	Osirus Mitchell	29	430	14.8	6
2020	Jaden Walley	52	718	13.8	2
2021	Makai Polk	105*	1,046	10.0	9
2022	Rara Thomas	44	626	14.2	7

*Led SEC

RUSHING

Year	Player	Att.	Yds.	Avg.	TD
1946	Tom McWilliams	77	347	4.5	2
1947	Tom McWilliams	137	625	4.6	5
1948	Tom McWilliams	121	436	3.6	1
1949	Wally Beech	90	403	4.5	5
1950	Wally Beech	111	529	4.8	2
1951	Wally Beech	98	421	4.3	5
	Bill Stewart	117	421	3.6	--
1952	Joe Fortunato	128	779	6.1	5
1953	Charles Evans	109	549	5.0	2
1954	Art Davis	132	670	5.1	9
1955	Jim Harness	90	497	5.5	4
1956	Billy Stacy	138	613	4.4	6
1957	Molly Halbert	76	386	5.1	7
1958	Jack Batte	62	292	4.7	3
1959	Billy Hill	63	257	4.1	3
1960	Mackie Weaver	88	354	4.0	3
1961	Billy Hill	85	337	4.0	2
1962	Ode Burrell	71	310	4.4	5
1963	Hoyle Granger	113	481	4.3	7
1964	Hoyle Granger	129	604	4.7	2
1965	Hoyle Granger	108	449	4.2	3
1966	Andy Rhoades	75	295	3.9	1
1967	Tommy Pharr	136	326	2.4	1
1968	Tommy Pharr	141	239	1.7	3
1969	Steve Whaley	89	275	3.1	7
1970	Lewis Grubbs	155	644	4.2	7
1971	Lewis Grubbs	134	419	3.1	3
1972	Melvin Barkum	132	522	4.0	6
1973	Wayne Jones	212	1,193	5.6	6
1974	Walter Packer	157	994	6.3	6
1975	Walter Packer	180	1,012	5.6	7
1976	Dennis Johnson	152	859	5.7	6
1977	Dennis Johnson	114	529	4.6	2
1978	James Jones	130	687	5.3	10
1979	Fred Collins	128	591	4.6	4
1980	Michael Haddix	133	724	5.4	5
1981	Michael Haddix	110	622	5.7	3
1982	Michael Haddix	122	813	6.7	8
1983	John Bond	164	612	3.7	13
1984	Don Smith	128	545	4.3	9
1985	Don Smith	190	554	2.9	6
1986	Don Smith	159	740	4.7	6
1987	Hank Phillips	184	848	4.6	8
1988	Jesse Anderson	102	468	4.6	0
1989	Kenny Roberts	108	511	4.7	4
1990	Kenny Roberts	93	523	5.6	3
1991	Sleepy Robinson	154	543	3.5	5
1992	Kenny Roberts	106	597	5.6	0
1993	Michael Davis	205	883	4.3	7
1994	Michael Davis	196	929	4.7	10
1995	Keffer McGee	235	1,072	4.6	13
1996	Robert Isaac	117	527	4.5	3
1997	James Johnson	217	1,069	4.9	12
1998	James Johnson	236	1,383	5.9	12
1999	Dontae Walker	76	384	5.1	3
2000	Dicenzo Miller	160	1,005	6.3	10
2001	Dicenzo Miller	132	676	5.1	4
2002	Justin Griffith	91	471	5.2	2
2003	Nick Turner	123	696	5.7	7
2004	Jerious Norwood	195	1,050	5.4	7
2005					



SCORING


Table with columns: Year, Player, TD, PAT, FG, Pts. Lists scoring leaders from 1946 to 2022.

- Total includes made two-point conversions | ^ - Led NCAA

TOTAL OFFENSE

Table with columns: Year, Player, Rush, Pass, Plays, Yds., TD. Lists total offense leaders from 1946 to 2022.

* - Led SEC (ranked on yards-per-game since 1970)





INTERCEPTIONS

Year	Player	Int.	Yds.	Avg.
1946	Billy Murphy	5	20	4.0
1947	Harper Davis	2	13	6.5
1948	Harper Davis	5	134	26.8
1949	Max Stainbrook	5	91	8.2
1950	Joe Fortunato	3	33	11.0
1951	Dick Rosenberg	4	71	17.8
1952	Ollie Fairchild	3	32	10.7
1953	Jackie Parker	4	22	5.5
1954	Art Davis	4	93	23.3
1955	Jimmy Dodd	2	19	9.5
1956	Jimmy Dodd	2	75	37.5
1957	Tom Miller	4	93	23.3
1958	Billy Stacy	4	14	3.5
1959	Bobby Bethune	2	0	0.0
1960	Bobby Bethune	6	30	5.0
1961	Lee Welch	1	35	35.0
1962	Jonny Windham	2	15	7.5
1963	Sonny Fisher	5	109	21.8
1964	James Carroll	5	70	14.0
1965	Bill Kiser	2	30	15.0
	Jim Courtney	2	14	7.0
	Tommy Corbett	2	1	0.5
1966	Bill Kiser	5	46	9.2
1967	Jim Courtney	5	47	9.4
1968	Al Morrell	2	34	17.0
	Buddy Hardwich	2	6	3.0
1969	Bill Crick	6	84	14.0
1970	Ken Phares	5	63	12.6
1971	Frank Dowsing	3	29	9.7
	Emile Petro	3	9	3.0
1972	John David Calhoun	4	25	6.3
1973	Steve Freeman	5	14	2.8
1974	Steve Freeman	4	56	14.0
1975	Henry Davison	3	17	5.7
	Bobby Wallace	3	9	3.0
	Stan Black	3	8	2.7
1976	Henry Davison	5	98	19.6
1977	Kenny Johnson	4	54	13.5
1978	Kenny Johnson	3	28	9.3
1979	Rob Fesmire	4	18	4.5
1980	Larry Friday	5	53	10.6
1981	Kenneth Johnson	4	25	6.3
1982	Gary Lambert	2	35	17.5
	Kenneth Johnson	2	20	10.0
	Calvin Zanders	2	14	7.0
1983	Billy Jackson	2	45	22.5
	Kenneth Johnson	2	0	0.0
	Clay Preacher	2	0	0.0
	Calvin Zanders	2	-4	-2.0
1984	Bruce Plummer	2	15	7.5
	Kirby Jackson	2	8	4.0
	Tom Nichols	2	5	2.5
1985	Brian Hutson	2	24	12.0
	Kirby Jackson	2	15	7.5
1986	Bruce Plummer	3	34	11.3
1987	Michael Taylor	2	9	4.5
1988	Bo Russell	4	36	9.0
1989	Marc Woodard	3	9	3.0
1990	Albert Williams	2	51	25.5
	Lance Aldridge	2	22	11.0
1991	Kelvin Knight	4	58	14.5
	Tony Harris	4	42	10.5
1992	Kelvin Knight	4	90	22.5
	Charlie Davidson	4	66	16.5
1993	Walt Harris	6	59	9.8
1994	Walt Harris	6	41	6.8
1995	Walt Harris	4	62	15.5
1996	Izell McGill	4	71	17.8
1997	Izell McGill	6	94	15.7
1998	Robert Bean	5	136	27.2
1999	Fred Smoot	5	13	2.6
2000	Fred Smoot	5	31	6.2
2001	Korey Banks	4	29	7.3
2002	Darren Williams	3	44	14.7
	Korey Banks	3	6	2.0
2003	Odell Bradley	2	56	28.0
	Eric Fuller	2	13	6.5
2004	Darren Williams	4	31	7.8
2005	Jeramie Johnson	4	51	12.8
2006	Derek Pegues	4	95	23.8
2007	Derek Pegues	5	120	24.0
2008	Karlin Brown	2	31	15.5
	Derek Pegues	2	23	11.5
	Keith Fitzhugh	2	11	5.5

2009	Corey Broomfield	6	118	19.7
2010	Corey Broomfield	3	40	13.3
	Johnthan Banks	3	24	8.0
	Nickoe Whitley	3	0	0.0
2011	Johnthan Banks	5	27	5.4
2012	Darius Slay	5*	101	20.2
2013	Nickoe Whitley	5	42	8.4
2014	Richie Brown	3	54	18.0
	Will Redmond	3	5	1.7
2015	Brandon Bryant	3	73	24.3
2016	Jamorat Graham	3	105	35.0
2017	Mark McLaurin	6*	85	14.2
2018	Willie Gay Jr.	2	49	24.5
	Johnathan Abram	2	9	4.5
	Cameron Dantzler	2	8	4.0
	C.J. Morgan	2	7	3.5
	Erroll Thompson	2	0	0.0
2019	Marcus Murphy	2	38	19.0
	Cam Dantzler	2	0	0.0
2020	Emmanuel Forbes	5	183	36.6
2021	Emmanuel Forbes	3	33	11.0
2022	Emmanuel Forbes	6	174	29.0

* - Led SEC

TOTAL TACKLES

Year	Player, Pos.	UT	AT	TT
1975	Ray Costict, LB	67	88	155
1976	Ray Costict, LB	96	60	156
1977	Mike Lawrence, LB	71	43	114
1978	Johnie Cooks, LB	73	42	115
1979	Rusty Martin, LB	53	72	125
1980	Don Edwards, LB	58	60	118
1981	Johnie Cooks, LB	78	45	123
1982	John Miller, LB	63	101	164
1983	Calvin Zanders, LB	80	106	186
1984	Aaron Pearson, LB	104	44	148
1985	Aaron Pearson, MLB	70	45	115
1986	Cedric Corse, ILB	86	58	144
1987	Bo Russell, SS	36	49	85
1988	James Williams, ILB	102	61	163*
1989	James Williams, ILB	95	62	157
1990	Reggie Stewart, ILB	100	79	179^
1991	Keo Coleman, ILB	59	55	114
1992	Daniel Boyd, ILB	76	52	128
1993	Juan Long, ILB	68	49	117
1994	Dwayne Curry, ILB	67	56	123
1995	Dwayne Curry, ILB	63	50	113
1996	Paul Lacoste, ILB	75	67	142
1997	Dereck Rush, ILB	53	55	108
1998	Edward Smith, OSE	69	58	127
1999	Barrin Simpson, LB	54	51	105
2000	Mario Haggan, LB	70	62	132*
2001	Mario Haggan, LB	62	33	95
2002	Mario Haggan, LB	66	53	119
2003	T.J. Mawhinney, LB	61	49	110
2004	Stovakia Griffith, DB	37	35	72
2005	Quinton Culbertson, LB	49	29	78
2006	Quinton Culbertson, LB	52	50	102
2007	Jamar Chaney, LB	35	54	89
2008	Dominic Douglas, LB	51	65	116
2009	Jamar Chaney, LB	39	51	90
2010	Chris White, LB	54	56	110
2011	Cameron Lawrence, LB	50	73	123
2012	Cameron Lawrence, LB	54	66	120
2013	Benardrick McKinney, LB	42	29	71
2014	Benardrick McKinney, LB	35	36	71
2015	Richie Brown, LB	51	58	109
2016	Richie Brown, LB	51	51	102
2017	Mark McLaurin, S	36	43	79
2018	Johnathan Abram, S	53	46	99
2019	Erroll Thompson, LB	38	46	84
2020	Erroll Thompson, LB	37	59	96
2021	Jett Johnson, LB	38	49	87
2022	Jett Johnson, LB	48	67	115

* Led SEC | ^ - Led NCAA

SACKS

Year	Player, Pos.	No.	Yds.
1985	Aaron Pearson, LB	6.0	53
1986	Michael Simmons, DT	3.0	NA
1987	Michael Simmons, DT	3.0	16
	Anthony Butts, DT	3.0	13
1988	Darren Martin, LB	5.0	32
1989	Robert Young, DL	10.0	72
1990	Kevin Henry, DE	6.0	51
1991	Nate Williams, NT	7.0	32
1992	Jerome Brown, DE	4.0	22
1993	Herman Carroll, DE	5.0	45
1994	Larry Williams, DE	6.0	45
1995	Larry Williams, DE	6.5	39
1996	Greg Favors, DE	12.5*	112
1997	Greg Favors, DE	7.0	67
1998	Edward Smith, OSE	12.0*	112
1999	Ellis Wymys, DT	5.0	25
2000	Mario Haggan, LB	5.0	47
	Pig Prather, DOG	5.0	42
2001	Mario Haggan, LB	4.0	33
	Conner Stephens, DE	4.0	28
2002	Michael Gholar, DOG	3.0	26
2003	Tommy Kelly, DT	4.0	31
2004	Willie Evans, DE	5.5	25
2005	Willie Evans, DE	15.0*	96
2006	Titus Brown, DE	7.5	54
2007	Titus Brown, DE	8.0	48
2008	K.J. Wright, LB	4.0	41
2009	Pernell McPhee, DE	5.0	24
2010	Chris White, LB	6.0	30
2011	Fletcher Cox, DT	5.0	18
2012	Preston Smith, DE	4.5	25
2013	Benardrick McKinney, LB	3.5	36
2014	Preston Smith, DE	9.0	60
2015	Richie Brown, LB	6.5	45
2016	Johnathan Calvin, DE	7.0	51
2017	Montez Sweat, DE	10.5*	64
2018	Montez Sweat, DE	11.5	96
2019	Chauncey Rivers, DE	5.0	36
2020	Tyrus Wheat, LB	5.0	27
2021	Tyrus Wheat, LB	7.5	52
2022	Tyrus Wheat, LB	6.0	36
	Nathaniel Watson, LB	6.0	47

* Led SEC | ^ - Led NCAA



In 2017, Montez Sweat became the first MSU player to lead the SEC in sacks and tackles for loss since 2005.



PUNTING

Table with columns: Year, Player, No., Yds., Avg. Lists punting records from 1946 to 2022.

* - Led SEC

KICKOFF RETURNS

Table with columns: Year, Player, Ret., Yds., Avg., TD. Lists kickoff return records from 1946 to 2022.

* - Led SEC | ^ - Led NCAA

PUNT RETURNS

Table with columns: Year, Player, Ret., Yds., Avg., TD. Lists punt return records from 1946 to 2022.

* - Led SEC | ^ - Led NCAA

RECORDS // YEARLY TEAM OFFENSIVE STATS



YEAR	G	TOTAL OFFENSE			RUSHING				PASSING								
		PLAYS	YDS	YPG	RUSH	YDS	YPG	TDS	ATT	COMP.	YDS	YPG	COMP%	TDS	INTS.	POINTS	PPG
2022	13	929	5,108	392.9	295	1,062	81.7	12	634	428	4,046	311.2	67.5	36	9	411	31.6
2021	13	974	5,739	441.5	270	821	63.2	10	704	518	4,918	378.3	73.6	36	9	378	29.1
2020	11	761	3,742	340.2	204	483	43.9	8	557	373	3,259	296.3	67.0	17	18	235	21.4
2019	13	844	5,201	400.1	529	2,868	220.6	27	315	186	2,333	179.5	59.0	19	10	359	27.6
2018	13	837	5,166	397.4	514	2,907	223.6	26	323	165	2,259	173.8	51.1	22	10	371	28.5
2017	13	987	5,442	418.6	634	3,272	251.7	30	353	191	2,170	166.9	54.1	17	14	416	32.0
2016	13	943	5,723	440.2	532	2,997	230.5	24	411	230	2,726	209.7	56.0	24	10	395	30.4
2015	13	927	5,986	460.5	427	1,873	144.1	21	500	331	4,113	316.4	66.2	33	5	447	34.4
2014	13	1,001	6,679	513.8	578	3,030	233.1	29	423	261	3,649	280.7	61.7	31	12	480	36.9
2013	13	956	5,647	434.4	527	2,469	189.9	29	429	253	3,178	244.5	59.0	18	12	360	27.7
2012	13	848	4,965	381.9	424	1,874	144.2	18	424	249	3,091	237.8	58.7	28	10	383	29.5
2011	13	862	4,643	357.2	513	2,279	175.3	19	349	198	2,364	181.8	56.7	19	13	329	25.3
2010	13	907	5,217	401.3	619	2,793	214.8	28	288	168	2,424	186.5	58.3	18	13	377	29.0
2009	12	821	4,463	371.9	555	2,731	227.6	21	266	153	1,732	144.3	57.5	9	17	307	25.6
2008	12	782	3,312	276.0	397	1,220	101.7	13	385	210	2,092	174.3	54.5	10	12	183	15.2
2007	13	880	3,863	297.2	508	1,784	137.2	18	372	188	2,079	159.9	50.5	12	18	279	21.5
2006	12	754	3,442	286.8	394	1,142	95.2	14	360	171	2,300	191.7	47.5	10	16	221	18.4
2005	11	687	3,038	276.2	385	1,514	137.6	9	302	146	1,524	138.5	48.3	10	10	153	13.9
2004	11	692	3,335	303.2	401	1,744	158.5	11	291	147	1,591	144.6	50.5	9	13	173	15.7
2003	12	766	3,848	320.7	371	1,424	118.7	13	395	207	2,424	202.0	52.4	15	25	225	18.8
2002	12	863	4,042	336.8	421	1,431	119.2	10	442	226	2,611	217.6	51.1	13	22	227	18.9
2001	11	752	3,779	343.5	397	1,415	128.6	10	355	187	2,364	214.9	52.7	13	16	196	17.8
2000	12	743	4,250	386.4	461	2,132	193.8	27	282	156	2,118	192.5	55.3	9	9	347	28.9
1999	11	718	3,562	323.8	367	1,129	102.6	13	351	184	2,433	221.2	52.4	13	14	238	21.6
1998	12	727	3,870	323.5	476	2,063	171.9	21	251	118	1,807	150.6	47.0	11	14	339	28.3
1997	11	691	3,460	314.5	441	1,748	158.9	16	250	120	1,712	155.6	48.0	8	17	226	20.5
1996	11	748	3,593	326.6	442	1,744	158.5	15	306	140	1,849	168.1	45.8	13	10	249	22.6
1995	11	703	3,770	342.7	385	1,464	133.1	15	318	170	2,306	209.6	53.5	16	11	261	23.7
1994	11	733	4,133	375.7	496	2,161	196.5	21	237	120	1,972	179.3	50.6	17	8	349	31.7
1993	11	767	3,932	357.5	436	1,791	162.8	12	331	144	2,141	194.6	43.5	14	10	241	21.9
1992	11	741	3,523	320.3	511	2,079	189.0	18	230	106	1,444	131.6	46.1	6	13	235	21.4
1991	11	709	4,100	372.7	529	2,873	235.4	24	180	100	1,511	137.4	55.6	10	10	276	25.1
1990	11	694	3,368	306.2	392	1,434	130.4	7	302	158	1,934	175.8	52.3	14	9	207	18.8
1989	11	685	2,886	262.4	446	1,690	153.6	20	239	117	1,196	108.7	49.0	5	11	205	18.6
1988	11	771	3,467	315.2	365	1,188	108.0	5	406	186	2,279	207.2	45.8	15	21	172	15.6
1987	11	783	3,671	333.7	501	1,958	178.0	13	282	137	1,713	155.7	48.6	6	15	169	15.4
1986	11	738	3,743	340.2	480	2,055	186.8	12	358	128	1,688	153.5	49.8	11	12	195	17.7
1985	11	787	4,150	377.3	462	1,728	157.1	16	325	150	2,422	220.8	46.2	16	15	257	23.4
1984	11	765	3,922	356.5	522	2,394	217.6	17	243	100	1,528	138.9	41.2	6	14	198	18.0
1983	11	749	3,640	330.9	524	2,177	197.9	19	225	103	1,463	133.0	45.8	3	14	196	17.8
1982	11	771	4,642	422.0	565	2,899	263.5	22	206	99	1,743	158.5	48.1	9	13	252	22.9
1981	12	809	3,433	312.1	647	2,448	222.5	17	161	73	985	89.5	45.3	4	8	202	18.4
1980	11	817	4,189	380.8	651	3,135	285.0	28	166	73	1,054	95.8	44.0	5	7	284	25.8
1979	11	733	3,701	336.5	593	2,907	264.3	15	140	50	794	72.2	35.7	5	11	162	14.7
1978	11	747	4,120	374.5	436	1,483	134.8	18	311	177	2,637	239.7	56.9	14	18	232	21.1
1977	11	780	3,479	316.3	533	2,082	189.3	14	247	97	1,397	127.0	39.3	8	16	193	17.5
1976	11	744	3,803	345.7	644	2,971	270.1	26	100	48	832	75.6	48.0	7	5	269	24.5
1975	11	753	3,362	305.6	594	2,564	233.1	14	159	58	798	72.5	36.5	3	11	165	15.0
1974	12	795	4,065	369.5	608	2,753	250.3	31	187	86	1,312	119.3	46.0	9	9	301	27.4
1973	11	755	3,755	341.4	517	2,125	193.2	15	238	119	1,630	148.2	50.0	11	19	219	19.9
1972	11	741	3,356	305.1	484	1,761	160.1	16	257	113	1,595	145.0	44.0	8	23	197	17.9
1971	11	693	2,368	215.3	458	1,064	96.7	7	235	97	1,304	118.5	41.3	5	20	120	10.9
1970	11	807	3,169	288.1	493	1,485	135.0	15	314	146	1,684	153.1	46.5	9	17	171	15.5
1969	10	699	2,865	286.5	347	716	71.6	10	352	189	2,149	214.9	53.7	16	18	193	19.3
1968	10	705	3,014	301.4	363	967	96.7	10	342	186	2,047	204.7	54.4	10	19	146	14.6
1967	10	563	1,638	163.8	421	1,064	106.4	3	142	54	574	57.4	38.0	4	12	49	4.9
1966	10	571	1,853	185.3	361	865	86.5	6	210	87	988	98.8	41.4	3	20	75	7.5
1965	10	606	2,520	252.0	402	1,333	133.3	14	204	94	1,187	118.7	46.1	10	12	202	20.2
1964	10	543	2,293	229.3	406	1,520	152.0	15	137	66	773	77.3	48.2	3	8	155	15.5
1963	11	593	2,379	237.9	497	1,877	187.7	19	96	45	502	50.2	46.9	3	7	169	16.9
1962	9	502	1,716	190.7	341	782	86.9	4	161	80	934	103.8	49.7	5	14	76	8.4
1961	10	643	2,531	253.1	478	1,529	152.9	11	165	87	1,002	100.2	52.7	3	17	111	11.1
1960	9	565	2,258	250.9	409	1,415	157.2	9	156	87	844	93.8	55.8	4	10	101	11.2
1959	9	504	2,090	232.2	348	1,411	156.8	10	156	65	679	75.4	41.7	3	19	96	10.7
1958	9	538	2,281	253.4	433	1,714	190.4	15	105	42	567	63.0	40.0	4	12	127	14.1
1957	9	602	2,346	260.7	529	1,842	204.7	20	73	26	504	56.0	35.7	5	7	175	19.4
1956	10	643	2,807	280.7	553	2,209	220.9	18	90	43	598	59.8	47.8	4	10	148	14.8
1955	10	604	2,855	285.5	515	2,174	217.4	--	89	36	681	68.1	40.5	6	11	173	17.3
1954	10	563	3,015	301.5	482	2,433	243.3	--	81	32	572	57.2	39.5	5	10	192	19.2
1953	10	566	2,707	270.7	482	1,981	198.1	--	84	48	726	72.6	57.1	8	4	196	19.6

BOLD denotes school record



YEARLY TEAM DEFENSIVE STATS

RECORDS

YEAR	G	TOTAL OFFENSE			RUSHING			ATT	PASSING			TDS	INTS.	POINTS	PPG	
		PLAYS	YDS	YPG	YDS	YPG	TDS		COMP.	YDS	YPG					COMP%
2022	13	870	4,479	344.5	1,745	134.2	20	423	253	2,434	210.3	59.8	15	9	300	23.1
2021	13	807	4,483	344.8	1,470	113.1	16	401	256	3,013	231.8	63.8	20	11	337	25.9
2020	11	780	4,287	389.7	1,390	126.4	11	389	240	2,897	263.4	61.7	23	11	309	28.1
2019	13	824	5,189	399.2	1,981	152.4	25	368	224	3,208	246.8	60.9	22	10	375	28.8
2018	13	829	3,420	263.1	1,236	95.1	7	398	220	2,184	168.0	55.3	8	13	171	13.2
2017	13	761	3,982	306.3	1,711	131.6	18	313	159	2,271	174.7	50.8	13	13	272	20.9
2016	13	957	5,968	459.1	2,308	177.5	17	472	291	3,660	281.5	61.7	33	14	413	31.8
2015	13	955	5,085	391.1	2,270	174.6	16	424	257	2,815	216.5	60.6	16	13	302	23.2
2014	13	977	5,517	424.4	1,970	151.5	17	505	264	3,547	272.8	52.3	17	16	282	21.7
2013	13	833	4,541	349.3	1,874	144.2	17	388	240	2,667	205.2	62.9	18	14	299	23.0
2012	13	918	5,036	387.4	2,153	165.6	16	414	265	2,883	221.8	64.0	17	19	303	23.3
2011	13	970	4,558	350.6	1,995	153.5	15	434	280	2,563	197.2	64.5	12	12	256	19.7
2010	13	881	4,639	356.8	1,548	119.1	11	446	258	3,091	237.8	57.8	19	13	258	19.8
2009	12	774	4,392	366.0	1,752	146	18	332	187	2,640	220.0	56.3	18	17	321	26.8
2008	12	767	3,930	327.5	1,811	150.9	19	324	169	2,119	176.6	52.2	13	8	296	24.7
2007	13	883	4,313	331.8	2,039	156.8	14	387	207	2,274	174.9	53.5	20	18	301	23.2
2006	12	713	3,856	321.3	1,385	115.4	16	309	179	2,471	205.9	57.9	18	12	309	25.8
2005	11	734	3,690	335.5	1,545	140.5	13	316	194	2,145	195.0	61.4	13	12	259	23.5
2004	11	750	4,013	364.8	2,094	190.4	17	272	159	1,919	174.5	58.5	15	12	280	25.5
2003	12	898	5,682	473.5	2,283	190.3	30	373	232	3,399	283.3	62.2	31	6	471	39.2
2002	12	807	3,888	324.0	2,041	170.1	17	282	140	1,847	153.9	49.7	22	14	339	28.3
2001	11	756	4,086	371.5	1,726	156.9	14	311	170	2,360	214.5	54.7	21	13	288	26.2
2000	12	798	3,735	339.5	1,073	97.5	16	426	206	2,662	242.0	48.4	18	19	265	22.1
1999	11	734	2,448	222.5	736	66.9	7	331	172	1,712	155.6	51.9	7	15	149	13.5
1998	12	835	3,755	312.9	1,769	147.4	14	309	157	1,986	165.5	50.8	13	16	218	18.2
1997	11	763	3,713	337.5	1,216	110.5	7	390	224	2,497	227.0	57.4	20	14	215	19.5
1996	11	777	3,865	351.4	1,436	130.5	9	330	176	2,429	220.8	53.3	19	10	229	20.8
1995	11	806	4,808	437.1	2,319	210.8	30	304	194	2,489	226.3	63.8	15	10	357	32.5
1994	11	749	3,736	339.6	1,392	126.5	10	343	174	2,344	213.1	50.7	20	22	234	21.3
1993	11	771	3,862	351.1	1,535	139.5	10	185	331	2,327	211.5	55.9	14	15	245	22.3
1992	11	758	3,609	328.1	1,479	193.6	9	313	166	2,130	193.6	53.0	8	18	176	16.0
1991	11	793	3,514	319.5	1,423	129.4	6	329	163	2,029	190.1	49.5	10	14	156	14.2
1990	11	831	4,283	389.4	1,984	180.4	14	328	185	2,299	209.0	56.4	11	9	236	21.5
1989	11	767	3,259	296.3	1,660	150.9	13	288	148	1,599	145.4	51.4	10	12	207	18.8
1988	11	801	4,502	409.3	2,259	205.4	25	283	158	2,243	203.9	55.8	15	10	332	30.2
1987	11	715	3,936	357.8	2,001	181.9	17	271	141	1,935	175.9	52.0	12	7	259	23.5
1986	11	769	4,276	388.7	2,853	259.4	24	197	103	1,423	129.4	52.3	9	8	285	25.9
1985	11	787	3,565	324.1	1,742	158.4	20	263	109	1,823	165.7	41.4	14	7	288	26.2
1984	11	761	3,592	326.5	1,751	159.2	17	266	119	1,841	167.4	44.7	9	10	230	20.9
1983	11	795	4,004	364.0	1,818	165.3	20	313	177	2,186	198.7	56.5	14	10	279	25.4
1982	11	810	3,983	362.1	2,405	218.6	25	236	132	1,578	143.5	55.9	6	11	244	22.2
1981	12	755	2,871	261.0	968	88.0	6	326	172	1,903	173.0	52.8	9	14	137	12.4
1980	11	714	3,236	294.3	1,495	135.9	15	272	133	1,741	158.3	48.9	12	14	216	19.6
1979	11	735	3,459	314.5	2,108	191.6	15	192	94	1,351	122.8	49.0	7	12	179	16.3
1978	11	802	3,629	329.9	2,133	193.9	15	205	98	1,496	136.0	47.8	10	11	205	18.6
1977	11	812	3,633	330.3	2,332	212.0	20	204	105	1,301	118.3	51.5	6	18	227	20.6
1976	11	767	3,063	278.5	1,716	156.0	17	223	95	1,347	122.5	42.6	5	14	178	16.2
1975	11	739	2,853	259.4	1,864	169.5	10	187	76	989	89.9	40.6	6	13	166	15.1
1974	12	801	3,155	286.8	1,892	172.0	17	233	97	1,263	114.8	41.6	9	14	200	18.2
1973	11	712	3,724	338.5	2,326	211.5	6	201	101	1,398	127.1	50.2	0	16	255	23.2
1972	11	782	3,744	340.4	2,369	215.4	26	217	105	1,348	122.5	48.4	7	17	254	23.1
1971	11	827	3,722	338.4	2,455	223.2	21	220	102	1,267	115.2	46.4	12	14	311	28.3
1970	11	805	3,906	355.1	1,849	168.1	21	313	158	2,057	187.0	50.5	0	19	264	24.0
1969	10	814	4,843	484.3	2,331	233.1	34	316	184	2,512	251.2	58.2	16	15	385	38.5
1968	10	767	3,825	382.5	1,563	156.3	16	318	176	2,262	226.2	55.3	14	9	260	26.0
1967	10	766	3,569	356.9	1,811	181.1	--	248	130	1,758	175.8	52.4	--	18	259	25.9
1966	10	682	2,783	278.3	1,608	160.8	--	205	99	1,175	117.5	48.3	--	12	176	17.6
1965	10	653	2,655	265.5	1,438	143.8	--	197	94	1,217	121.7	47.7	--	10	172	17.2
1964	10	641	2,615	261.5	1,422	142.2	--	185	96	1,193	119.3	51.9	--	16	143	14.3
1963	11	555	2,059	205.9	1,291	129.1	--	134	63	779	77.9	47.0	--	17	82	8.2
1962	9	581	2,465	273.9	1,698	188.7	--	155	66	767	85.2	42.6	--	5	132	14.7
1961	10	569	2,434	243.4	1,589	158.9	--	145	65	845	84.5	44.9	--	17	135	13.5
1960	9	523	2,574	286.0	1,902	211.3	--	107	56	672	74.7	52.3	--	14	119	13.2
1959	9	599	2,633	292.6	1,874	208.2	--	118	52	759	84.3	44.1	--	6	198	22.0
1958	9	504	2,280	253.3	1,377	153.0	--	131	69	903	100.3	52.7	--	13	129	14.3
1957	9	667	2,074	230.4	1,444	160.4	--	115	54	635	70.6	47.0	--	10	100	11.1
1956	10	607	2,453	245.3	1,790	179.0	--	133	50	663	66.3	37.6	--	15	152	15.2
1955	10	581	2,548	254.8	1,754	175.4	--	135	59	798	79.8	43.7	--	9	142	14.2
1954	10	638	2,473	247.3	1,739	173.9	--	138	76	734	73.4	55.1	--	11	120	12.0
1953	10	593	2,350	235.0	1,711	171.1	--	119	50	639	63.9	42.0	--	8	119	11.9

BOLD denotes school record



DAVIS WADE STADIUM AT SCOTT FIELD

"You can't duplicate it. That is the only stadium I have broadcast a game in where I actually had to use an earplug in my non-earpiece ear to be able to focus, hear our broadcast and actually do my job. The only one."
– **Tom Luginbill, ESPN (9.25.18)**

"Mississippi State has become the loudest stadium in America. They get those cowbells ringing about three hours before kickoff out in the parking lots. You go through a game there, you come out of there and you can't hear for about a day and a half. It is unbelievable."
– **Pat Forde, Yahoo Sports on Dan Patrick Show (8.22.17)**

"Mississippi State was truly incredible. If I was to rank the SEC Nation shows and experiences this year, Mississippi State is No. 1. You cannot find a square inch of open grass (in the Junction). The loudest fans we have heard so far in college football this year."
– **Joe Tessitore, SEC Network (10.23.14)**

"When there is a big game at Davis Wade, I'd put that atmosphere up against anything in college football. You gotta see it to believe it."
– **John Hayes, The Athletic (9.19.17)**

"Want to know what a revolution sounds like? Between the third and fourth quarter, Journey's 'Don't Stop Believin' blares through the stadium speakers. The throng rings cowbells to the beat, creating a deafening roar as they try to hold on to the feeling."
– **Pete Thamel, Sports Illustrated (10.10.14)**

"The weekend in Starkville was one of the most electric and extraordinary I've ever experienced covering the Southeastern Conference. I have never seen anything quite like this in my 35 years of covering college football. We could spend the rest of our lives trying to top that show."
– **Paul Finebaum, SEC Network**

"The loudest game I have ever attended – start to finish – even postgame. You haven't lived until you've heard 'Don't Stop Believing' with accompaniment from 50,000 cowbells."
– **Stewart Mandel, Fox Sports (10.11.14)**

"Furthermore, Scott Field had become a virtual noise factory, louder than ever and that is really loud. You could not hear the guy next to you even when he was yelling."
– **Rick Cleveland, Mississippi Sports Hall of Fame writer (11.11.17)**

"Poor you. You spent Saturday somewhere other than Mississippi. I'm sorry. You didn't get goose bumps from a late-morning Starkville din so loud it seemed set to jar loose the Mississippi-Alabama borderline and hurl it nearer Tuscaloosa."
– **Chuck Culpepper, Washington Post (10.5.14)**


"These are the most genuine, authentic fans in America."
– **Paul Finebaum, SEC Network on SEC Nation (11.14.15)**

"The environment Saturday at Davis Wade Stadium was as electric as any college sporting event you're ever going to find. It was the loudest stadium I've ever been in, and it wasn't just the cowbells. It was an awesome environment all the way around and great people."
– **Chris Low, ESPN.com (10.11.14)**

"To all those Bulldog fans shining those cell phone flashlights and signing along to 'Don't Stop Believin', they make Davis Wade Stadium the most fun place to watch a football game in the SEC."
– **Kevin Scarbinsky, AL.com (11.14.15)**

"Alabama at Mississippi State last year was the loudest stadium I've ever been in."
– **Greg McElroy, ESPN (Summer 2018)**

"Anyone with noise sensitivity needs to beware before entering Davis Wade Stadium. Pack earplugs and noise-canceling headphones for small children. Because it's going to be loud."
– **Alex Scarborough, ESPN (Summer 2019)**



DAVIS WADE STADIUM AT SCOTT FIELD

Capacity: 60,311

Davis Wade Stadium, the home of the Mississippi State football team, stands as one of the loudest and most unique venues in all of college football.

The first game at what was previously known as Scott Field came with an MSU win over Marion (Ala.) Military Institute, 54-0, on Oct. 3, 1914. More than a century later, Scott Field remains, now surrounded by a top-tier facility that frequently draws jam-packed, raucous crowds. All of the top 20 crowds in stadium history have come since 2014.

Originally christened after Olympic track and field athlete Don Magruder Scott, one of State's first football stars, the 109-year-old facility – which makes it the nation's second-oldest FBS on-campus football stadium – has undergone multiple renovation and expansion projects during its history to maintain its status as a destination venue.

More than \$110 million in football projects have been initiated in the last decade. Of that figure, \$75 million of it went towards the nationally-praised 2014 expansion.

More recent additions have featured the creation of an innovative, unique premium seating area in the upper deck of the stadium's west side. Known as The Balconies at Davis Wade Stadium, occupants have the chance to customize and enjoy a tailgate-style scene inside the venue. The stadium's video-boards and ribbon boards were all replaced and updated prior to the 2022 season, giving fans as immersive of an experience as possible.

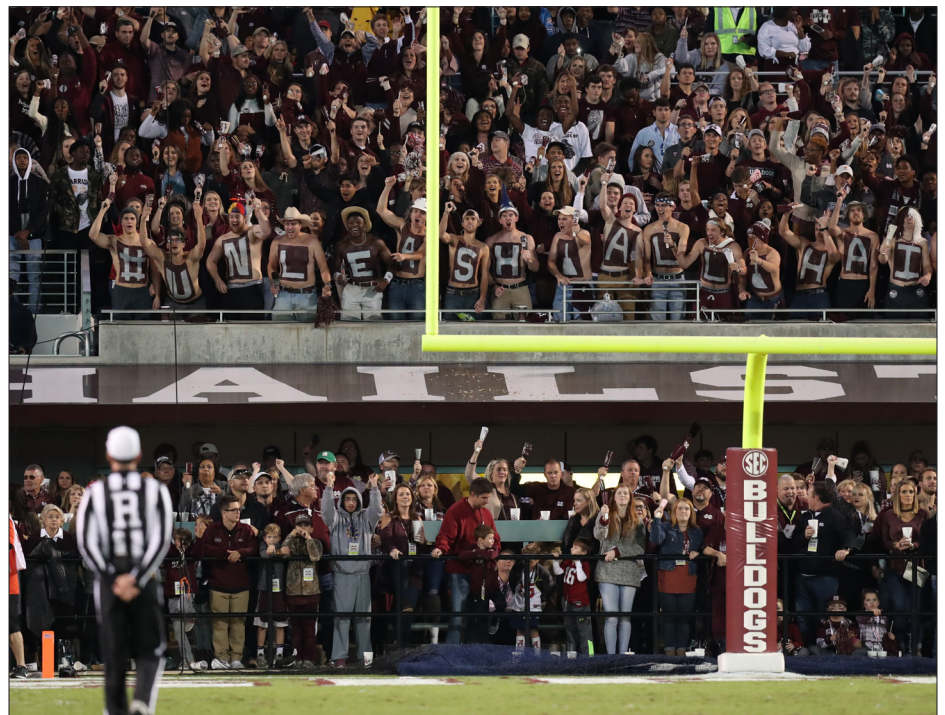
A state-of-the-art locker room in the north end zone of Davis Wade Stadium was completed in August 2018. The locker room, which housed the Bulldogs for the first time during the 2018 season, features 11,100 square-feet of space and includes custom-built lockers, separate coach and staff locker rooms, an expansive athletic training room and an equipment room. The players' locker room features a high-gloss metal panel ceiling, color-changing LED linear lighting, internally lit ceiling logos and a state-of-the-art sound system. In addition, a new recruiting lounge spanning more than 3,000 square feet is adjacent to the locker room. The previous home locker room in the south end zone now serves as the visiting team locker room.

The \$3.6 million project was privately funded through the Bulldog Club. LPK Architects was the project's architect. ICM was the construction manager, and Copeland and Johns served as the general contractor.

Completed in August 2014, the north end zone expansion increased capacity, provided additional premium seating, elevators, restrooms and concessions and delivered a new west side concourse. Construction began in August 2012. The north end zone addition created a total of 8,815 new seats, which, factored with the loss of the previously existing bleacher seating in the north end zone, resulted in a net 6,255-seat increase. Included in that expansion were 7,076 grandstand seats, 1,155 Scoreboard Club seats, 236 loge seats, 22 traditional suites totaling approximately 288 seats and 60 field-level suite seats. Additionally, standing room availability and ADA-compliant seating were included in the project.

Also included in the north end zone is a non-seated, field level premium area, The Gridiron Club, which provides club-like amenities to any season ticket holder who buys a membership regardless of that person's stadium seat location. The new area has become a fan favorite as the Bulldogs sing the alma mater and take a victory lap in front of The Gridiron Club. The north end also features a high-definition video board similar in size to the one on the stadium's south end, which is among the largest in college football.

The west side renovation showcased a rebuilt concourse under the west stands, the addition of four high-capacity elevators, an increase in restroom and concession point of sale facilities and a brick facade that matches the new construction on the north side.



The new North End Zone and Gridiron Club were part of a \$75 million Davis Wade Stadium expansion completed in 2014 that increased capacity by over 6,000.



In 2014, fans saw the number of elevators at Davis Wade Stadium more than double (from five to 12), the restroom fixture total nearly double (from 313 to 621) and permanent concession point of sale positions increase by over 40 percent (from 110 to 156). For media, the project included a new television compound away from the stadium property. The TV compound is now located west of the stadium, allowing network broadcast trucks to connect to stadium equipment via underground cable runs.

The renovation and expansion was funded by the sale of \$68 million in bonds and \$7 million in private giving. Private contributions for the stadium project were part of the Bulldog Club's "Today. Tomorrow. Forever" Athletics Facilities Initiative, which is completely independent of annual giving and priority seating donations. Construction and renovation design for the Davis Wade Stadium expansion and renovation was handled by local architect LPK of Meridian, Mississippi, along with national sports consultants 360 Architecture of Kansas City. The design team engineered the north end zone facility to support future expansion of approximately 5,000 seats, including 22 additional suites and an upper deck.

National media have proclaimed the new north end zone expansion makes Davis Wade Stadium arguably the noisiest from start to finish in college football. A sea of maroon and white in The Junction turned out for the first-ever SEC Nation broadcast in Starkville on the SEC Network prior to State's thumping of Texas A&M on Oct. 4, 2014. One week later, ESPN College GameDay made its first appearance in Starkville as No. 3 MSU battled No. 2 Auburn in a matchup of the highest ranked teams in the stadium's history. ESPN personality Lee Corso donned a Bulldog mascot head to a roar from the crowd. Hours later, MSU topped Auburn, 38-23, before a record crowd of 62,945 in the loudest game in school history. The victory ascended the program to its first No. 1 national ranking.

Prior to 2014, the previous expansion came in the summer of 2000 and raised capacity to 55,082 with the addition of 50 sky-boxes and 1,700 club-level seats. The expansion continued into the 2001 season with the addition of 7,000 upper-deck seats. The entire project, completed at a cost in excess of \$30 million, was made possible, in large part, by a financial commitment from the late Floyd Davis Wade Sr., of Meridian, Mississippi, for whom the stadium itself is now named.

Earlier building efforts in 1936 and 1948 brought capacity at Scott Field to 35,000 seats and provided the basic concrete grandstand structure (35 years after the 1948 expansion, the end zone seating structures were removed, lowering the capacity to 32,000 in 1983). But after 25 years, Scott Field was ready for another facelift and an expanded seating potential for the school's growing following.

A \$7.2 million drive in 1986, spearheaded by former MSU athletic director Carl Maddox and an active group of university and community leaders, financed the addition of 9,000 seats to Scott Field's capacity without the use of appropriated state funding. A 5,500-seat upper deck, an additional 1,700 chair back seats that extend from the stadium's original structure, and another 1,000 chair back seats flanking the Bob Hartley Press Box on the second level were added to the west side. Two 1,700-seat sections were added to the east side stands to bring capacity to 40,656.

Earning a reputation of being one of the nation's toughest places to play, the facility has been host to average attendances in excess of 55,000 the last six seasons. In fact, the last 10 years have seen the largest cumulative totals in the stadium's history.

In 2011, the program watched as each game recorded a then top-15 all-time attendance mark at Davis Wade Stadium, including 57,871 against Alabama (second) and 56,924 vs. LSU (then fourth). The 335,695 total fans to watch a game in Starkville was then the highest ever for a six-game schedule at the venue.

State fans broke the school record for total attendance again in 2013 with 389,868 total fans, including a seven-game record average of 55,695. On Nov. 16, 2013, 57,211 people wrapped in Maroon and White attended the Alabama game, the fourth-largest crowd in school history.

During the memorable 2014 campaign, the first in the new expansion, MSU set attendance records for single-season total attendance (427,892), single-game average attendance (61,127) and single-game attendance (62,945). The 2014 Bulldogs also tied the school record for home wins as their 7-0 mark matched the 1999 team. The seven home victories also helped State to the first 10-win regular season in program history.

MSU broke total attendance (432,490) and single-game average attendance (61,784) for the third straight year in 2015. That year, the Bulldogs eclipsed 50,000 in season ticket sales for the first time in program history. The previous high for season ticket sales was 45,575 in 2014, and prior to that was 43,894 in 2013.

Scott Field's playing surface, which hosted 16-straight home victories from 1998 to 2000, is lush Hybrid Bermuda Grass (Certified Tifway 419), complete with an underground drainage and irrigation system. The field is encircled by a holly-lined sideline fence and end zone landscaping.

Entering the 2023 season, a total of 11,625,832 Bulldog fans have entered the turnstiles at Davis Wade Stadium since 1970.



On Oct. 11, 2014, No. 3 MSU hosted No. 2 Auburn and set a Davis Wade Stadium attendance record of 62,945 as the Bulldogs downed the Tigers, 38-23, with ESPN's College GameDay on hand for the first time.



SCOTT FIELD TIMELINE

- 1914** – Mississippi A&M’s football field moves to its current stadium location and is called the “New Athletic Field.”
- 1920** – Student body adopts a resolution to name the field Scott Field in honor of Don Scott, famed Olympic runner and Bulldog football standout from 1915-16.
- 1928** – Permanent seating for 3,000 fans is built on the west side of Scott Field at a cost of \$15,000. In addition, portable stands are placed on the east side of the field with a similar capacity.
- 1936** – Construction begins on concrete stands on the west side with Works Progress Administration labor. The new concrete facility sits 8,000, while bleachers on the east side and in the end zone brings capacity to 20,000.
- 1948** – Scott Field is enlarged to 35,000 by increasing the west side concrete stands to 15,000 and the construction of 12,000 concrete seats on the east side of the stadium.
- 1983** – End zone seating structures are removed, reducing capacity to 32,000.
- 1986** – A \$7.2 million expansion occurs, adding 9,000 seats to Scott Field’s west side, including a 5,500-seat upper deck, 1,700 chairback seats extending from the stadium’s original structure, and another 1,000 chairbacks flanking the press box. Two 1,700-seat sections are also added to the west side stands, bringing total capacity to 40,656.
- 1999** – Plans are announced for the largest expansion project in stadium history. A \$30-million effort, backed largely by longtime MSU supporter Davis Wade, adds 10,500 seats and 50 luxury skyboxes, bringing total capacity to approximately 55,000 by the 2002 season. The new stadium, when completed, is renamed Davis Wade Stadium at Scott Field.
- 2005** – Permanent end zone seating replaces temporary bleacher seating at the north end of the stadium, bringing official capacity to 55,082.
- 2012** – Construction begins on a \$75-million expansion of the north end zone and the renovation of the west side concourse, bringing official capacity to 61,337 by the start of the 2014 season.
- 2014** – In a 49-0 win over Southern Miss on Saturday, Aug. 30, MSU celebrates 100 years of Scott Field and officially opens the new north end zone expansion before a record crowd of 61,889. The record would later be broken that season when 62,945 fans packed the stadium for MSU’s victory over No. 2 Auburn.
- 2018** – A new, state-of-the-art locker room in the north end zone expansion is completed before the start of the season.
- 2022** – The Balconies at Davis Wade are constructed prior to the start of the season, bringing official capacity to 60,311.

AGE BEFORE BEAUTY

In 2014, MSU celebrated 100 years of Scott Field in conjunction with the expansion and renovation of Davis Wade Stadium, which was originally built in 1914. Scott Field is the second-oldest on-campus stadium in FBS behind Georgia Tech’s Bobby Dodd Stadium.


OLDEST STADIUMS IN COLLEGE FOOTBALL

Stadium	School	Built	Location
1. Franklin Field	Penn	1895	Pennsylvania, Penn.
2. Harvard Stadium	Harvard	1903	Boston, Mass.
3. Bobby Dodd	Georgia Tech	1913	Atlanta, Ga.
4. Yale Bowl	Yale	1913	New Haven, Conn.
5. Davis Wade	Mississippi State	1914	Starkville, Miss.

While it may be one of the oldest in college football, it is in no way outdated. The \$75-million renovation and expansion that was completed in 2014 makes it the only stadium among the top five oldest in FBS to be expanded since 2005.

BY THE NUMBERS

279 Total MSU victories at Scott Field	41-19 Home record since DWS expansion opened in 2014
20 The school record for consecutive home victories, set from Sept. 23, 1939 - Nov. 22, 1946	11,625,832 Fans who have attended games at DWS since 1970





TOP 20 HOME CROWDS

Date	Opponent	Res.	Score	Att.
1. 10-11-2014	Auburn	W	38-23	62,945
2. 9-12-2015	LSU		19-21 L	62,531
3. 11-14-2015	Alabama		6-31 L	62,435
4. 11-1-2014	Arkansas	W	17-10	62,307
5. 11-28-2015	Ole Miss		27-38 L	62,265
6. 8-30-2014	Southern Miss	W	49-0	61,889
7. 10-17-2015	Louisiana Tech	W	45-20	61,651
8. 9-19-2015	Northwestern State	W	62-13	61,574
9. 11-8-2014	UT Martin	W	45-16	61,421
10. 9-29-2018	Florida		6-13 L	61,406
11. 10-6-2018	Auburn	W	23-9	61,406
12. 11-11-2017	Alabama		24-31 L	61,344
13. 10-24-2015	Kentucky	W	42-16	61,168
14. 10-4-2014	Texas A&M	W	48-31	61,113
15. 10-10-2015	Troy	W	45-17	60,866
16. 9-16-2017	LSU	W	37-7	60,596
17. 11-22-2014	Vanderbilt	W	51-0	60,493
18. 11-12-2022	Georgia		19-45 L	60,352
19. 10-8-2016	Auburn		14-38 L	60,102
20. 11-23-2017	Ole Miss		28-31 L	59,345

YEARLY HOME ATTENDANCE

Year	Gms	Att.	Avg.	Record
2022	7	379,753	54,250	6-1
2021	7	346,455	49,494	4-3
2020	5	64,328	12,866	2-3
2019	7	393,277	56,182	4-3
2018	7	406,401	58,057	6-1^
2017	7	406,703	58,100	5-2
2016	6	349,904	58,317	3-3
2015	7	432,490*	61,784*	4-3
2014	7	427,892	61,127	7-0*
2013	7	389,868	55,695	5-2
2012	7	389,396	55,628	6-1
2011	6	335,695	55,949	3-3
2010	7	384,995	54,999	5-2
2009	7	376,544	53,792	2-5
2008	6	260,716	43,453	4-2
2007	6	295,775	49,296	4-2
2006	7	290,688	41,527	1-6
2005	6	286,127	47,688	2-4
2004	6	306,545	43,792	3-4
2003	6	286,000	47,667	2-4
2002	6	289,748	48,291	2-4
2001	7	296,456	42,351	3-4
2000	5	214,790	42,958	4-1
1999	7	264,749	37,821	7-0*
1998	5	186,925	37,385	5-0
1997	7	234,259	33,466	5-2
1996	6	207,360	34,560	2-4
1995	6	201,507	33,584	2-4
1994	6	219,088	36,515	4-2
1993	6	206,721	34,454	2-3-1
1992	5	197,099	39,420	4-1
1991	6	212,519	35,420	5-1
1990	5	172,827	34,565	2-3
1989	4	119,080	29,770	4-0
1988	4	135,218	33,805	1-3
1987	5	141,011	28,202	3-2
1986	4	157,565	39,391	2-2
1985	5	145,974	29,195	4-1
1984	4	119,913	29,978	2-2
1983	4	116,845	29,211	1-3
1982	4	127,665	31,916	2-2
1981	2	65,270	32,635	2-0
1980	2	68,924	34,462	1-1
1979	2	61,000	30,500	1-1
1978	2	69,100	34,550	1-1
1977	2	67,000	33,500	1-1^
1976	3	89,000	29,667	3-0^
1975	2	60,000	30,000	2-0^
1974	2	66,000	33,000	2-0
1973	3	83,667	27,889	1-0-2
1972	3	76,000	25,333	3-0
1971	3	82,000	27,333	1-2
1970	2	61,000	30,500	1-1
TOTAL	256	11,246,079	43,930	157-114-3

* — denotes school record

^ — includes games forfeited or vacated by the NCAA

SEASON ATTENDANCE RECORDS

No. of Games	Attendance	Year	Avg.
2	69,100	1978	34,550
3	89,000	1976	29,667
4	157,565	1986	39,391
5	214,790	2000	42,958
6	349,904	2016	58,317
7	432,490	2015	61,784

SCOTT FIELD RECORD

279-156-13 (.636)

(includes five games forfeited by the NCAA from 1975-77 and six wins vacated in 2018)

SCOTT FIELD YEARLY ATTENDANCE (RANKED BY TOTAL ATTENDANCE)

No.	Year	Avg.	Games	Total
1.	2015	61,784	7	432,490
2.	2014	61,127	7	427,892
3.	2017	58,100	7	406,703
4.	2018	58,057	7	406,401
5.	2019	56,182	7	393,277
6.	2013	55,695	7	389,868
7.	2012	55,628	7	389,396
8.	2010	54,999	7	384,995
9.	2022	54,250	7	379,753
10.	2009	53,792	7	376,544

SCOTT FIELD YEARLY ATTENDANCE (RANKED BY AVERAGE ATTENDANCE)

No.	Year	Total	Games	Avg.
1.	2015	432,490	7	61,784
2.	2014	427,892	7	61,127
3.	2016	349,904	6	58,317
4.	2017	406,703	7	58,100
5.	2018	406,401	7	58,057
6.	2019	393,277	7	56,182
7.	2011	335,695	6	55,949
8.	2013	389,868	7	55,695
9.	2012	389,396	7	55,628
10.	2010	384,995	7	54,999

LARGEST ATTENDED MSU GAMES

No.	Date	Opponent	Score	Att.
1.	10-3-2015	at Texas A&M	L, 30-17	104,455
2.	11-15-2003	at Tennessee	L, 21-59	104,223
3.	9-20-2014	at LSU	W, 34-29	102,321
4.	10-26-2019	at Texas A&M	L, 30-49	102,025
5.	11-10-2018	at Alabama	L, 0-24	101,821
	11-5-2016	at Alabama	L, 3-51	101,821
	11-15-2014	at Alabama	L, 20-25	101,821
	10-27-2012	at Alabama	L, 7-38	101,821
	11-13-2010	at Alabama	L, 10-30	101,821

BEST RECORDS AT SCOTT FIELD

No.	Year	Record
1.	2014	7-0
	1999	7-0
3.	1998	5-0
	1910	5-0
5.	6 times	4-0

MOST WINS AT SCOTT FIELD

No.	Year	Wins (Record)
1.	2014	7 (7-0)
	1999	7 (7-0)
3.	2022	6 (6-1)
	2018	6 (6-1)
	2012	6 (6-1)
6.	1998	5 (5-0)
	1910	5 (5-0)
	1991	5 (5-1)
	2017	5 (5-2)
	2013	5 (5-2)
	2010	5 (5-2)
	1997	5 (5-2)

WINNING STREAKS AT SCOTT FIELD

No.	Wins	Span	Ended Against
1.	20	9/23/1939 - 11/22/1947	Ole Miss (L, 14-33)
2.	17	10/2/1907 - 11/3/1911	Tulane (L, 4-5)
3.	16	9/5/1998 - 11/10/2000	Arkansas (L, 10-17 [OT])
4.	12	10/26/1934 - 11/12/1937	Duquesne (L, 0-9)
5.	10	11/28/1918 - 10/8/1921	LSU (L, 14-17)

TOTAL ATTENDANCE RANKS

11-GAME SCHEDULE

619,230	2001
585,448	2005
569,457	1989
568,396	1983
563,695	2004
539,606	1995
533,048	1994
531,908	1987
524,459	1993
512,333	1985
512,018	1979

12-GAME SCHEDULE

689,449	2002
672,660	2008
661,294	2006
659,379	1991
655,930	2003
641,122	2009
627,658	2000
594,887	1999
592,594	1992
574,504	1981
533,048	1994

13-GAME SCHEDULE

828,888	2010
816,462	2018
816,041	2017
797,012	2014
791,851	2015
784,360	2022
747,093	2011
743,345	2016
742,911	2019
738,358	2013

MISSISSIPPI VETERANS MEMORIAL STADIUM

TOP MSU CROWDS

No.	Date	Opponent	Score	Att.
1.	11-7-1981	Southern Miss	L, 6-7	64,112
2.	11-22-1980	Ole Miss	W, 19-14	62,520
3.	10-30-1982	Alabama	L, 12-20	62,110
4.	11-20-1982	Ole Miss	W, 27-10	61,286
5.	11-21-1981	Ole Miss	L, 17-21	61,153
6.	11-19-1983	Ole Miss	L, 23-24	59,758
7.	10-8-1983	Southern Miss	L, 6-31	58,311
8.	11-24-1990	Ole Miss	L, 9-21	56,652
9.	9-21-1985	Southern Miss	W, 23-20	54,300
10.	10-9-1982	Southern Miss	L, 14-20	54,236

BEST ROAD WIN-LOSS RECORDS

Year	Record	
1.	1940	5-0
2.	1986	4-0

MOST ROAD WINS

Year	Wins (Record)	
1.	1940	5 (5-0)
	1935	5 (5-3)
3.	1986	4 (4-0)
	2015	4 (4-1)
	1994	4 (4-1)
	1980	4 (4-1)
	1953	4 (4-1-1)
	1941	4 (4-1-1)
9.	13 times (Last: 2021)	3 (3-2)