



— 2023 —  
**MEDIA GUIDE**  
MINNESOTA FOOTBALL



*ROW THE  
BOAT*



# MINNESOTA FOOTBALL

## 2023 FOOTBALL | MEDIA & RECORDS BOOK

### QUICK FACTS

Staff Listing/Quick Facts	2
Future Schedules/Staff Listing	3
Rosters	4-5
Squad Breakdown	6
Meet the Gophers	7-12

### COACHING STAFF

Head Coach P.J. Fleck	13-15
Assistant Coaches	16
Support Staff	17-18

### 2022 SEASON REVIEW

Season Statistics	20-23
Scoring Drives	24-25
Team/Individual Game Highs	26
Longest Plays	27
The Last Time	28-31
Game Recaps	32-38

### RECORDS

Rushing Records	39-44
Passing Records	45-50
Receiving Records	51-56
Total Offense Records	57-58
All-Purpose Records	59-61
Defensive Records	62-65

Interception Records	66-67
Punt Return Records	68-69
Kickoff Return Records	70-71
Punting Records	72-73
Scoring Records	74-77
Longest Plays	77-78
Team Records	79-86
Attendance Records	87-88
Stadium History	89-90
Huntington Bank Stadium Records	91-99
Season-By-Season Statistics	100-102
Year-By-Year Records	103-105
All-Time Series Records	106-111
All-Time Opponents	112-113

### HISTORY

1904 National Champions	115
1934 National Champions	116
1935 National Champions	117
1936 National Champions	118
1940 National Champions	119
1941 National Champions	120
1960 National Champions	121
Little Brown Jug	122
Floyd of Rosedale	123
Paul Bunyan's Axe	124
Governor's Victory Bell	125

Retired Numbers and Jerseys	126
All-Time Letterwinners	127-134
All-Time Captains	135
All-Time Numbers	136-145
Pro Football Hall of Fame	146
College Football Hall of Fame	147
National Award Winners	148-149
All-Americans	149-150
Big Ten Awards	151-155
Team Awards	156-157
NFL Draft History	158-159
NFL Roster By Team / Senior Bowl	160-162
NFL Roster By Player	163-166
Gophers in Super Bowl / Other Pro	167-168
Bowl Game Summaries	169-176
Bowl Game Records	177-184
All-Time Coaching Staffs	185-189
All-Time Assistant Coaches	190-192
Homecoming Results	193
All-Time Coaching Records	194
All-Time Results	194-210

### MEDIA

Gopher Radio Network	211
Media Information	212



## COACHING STAFF

Coach	Position	Alma Mater, Year
P.J. Fleck	Head Coach	Northern Illinois, 2004
Joe Rossi	Defensive Coordinator / Linebackers	Allegheny College, 2001
Matt Simon	Co-Offensive Coordinator / Wide Receivers	Northern Illinois, 2008
Danny Collins	Safeties / Pass Game Coordinator	Western Michigan, 2014
Brian Callahan	Run Game Coordinator / Offensive Line	Eastern Illinois, 1992
Greg Harbaugh Jr.	Co-Offensive Coordinator / Quarterbacks	Averett University, 2009
Rob Wenger	Special Teams Coordinator / Rush Ends	Colgate University, 2008
Winston DeLattiboudere III	Defensive Line / Newcomer Coordinator	Minnesota, 2019
Nick Monroe	Cornerbacks / Co-Defensive Coordinator	St. Cloud State, 2001
Nic McKissic-Luke	Running Backs	Alabama A&M, 2006
Andrew Sowder	Tight Ends	Baylor, 2011

## SUPPORT STAFF

Name	Position	Alma Mater, Year
Dan Nichol	Head Strength & Conditioning	Springfield College, 2007
Ben Schumacher	Assistant Director of Athletic Performance	Concordia-St. Paul, 2011
Willie Jones	Assistant Director of Athletic Performance	South Dakota State, 2007
Troy Thompson	Assistant Director of Athletic Performance	Capital, 2012
Quinton Miller	Athletic Performance Graduate Assistant	Millikin, 2023
Gerrit Chernoff	Assistant AD / General Manager	Michigan, 2008
Daniel Ifft	Director of Football Operations	Ball State, 2011
Norries Wilson	Director of Player Development	Minnesota, 1989
Austin Starnes	Director of Internal Operations	Arizona, 2018
Emily Litwin	Chief Administrative Officer / Family Liaison	Indiana, 2018
Marcus Hendrickson	Director of Player Personnel	Luther College, 2008
John Schaeckel	Director of Recruiting / Minnesota HS Liaison	Valparaiso, 2006
Kramer Cook	Director of Recruiting Operation	UW-Eau Claire, 2012
Jenna Thompson	Director of On-Campus Recruiting	Charlotte, 2022
Chase Gallagher	Director of Recruiting Management	Alderson Broaddus, 2015
Andrew Smith	Assistant for Personnel and Recruiting	Northwestern, 2015
Chandler Buning	Assistant for Recruiting and Administration	North Dakota, 2015
Nick Lee	Recruiting Assistant	Minnesota, 2021
Tanner Snustead	Recruiting Assistant	UW-La Crosse, 2021
Matt Childers	Director of Video Services	Idaho, 2009
Dylan Cox	Assistant Director of Video Services	Iowa, 2019
John Gargiulo	Football Creative Director	Olivet Nazarene, 2015
Dennis Dottin-Carter	Senior Defensive Analyst	Maine, 2002
Eric Koehler	Senior Offensive Analyst	Hanover, 1997
Andrew Bindelglass	Defensive Quality Control	Tufts, 2017
Brian Sheehan	Offensive Quality Control	Marietta College, 2003
Ryan Smith	Special Teams Quality Control	East Carolina, 2017
Christian Pawola	Defensive Graduate Assistant	Minnesota, 2020
Malik Hollings	Defensive Graduate Assistant	Salisbury, 2019
Angel Matute	Offensive Graduate Assistant	Missouri, 2021
Isaiah Walker	Offensive Graduate Assistant	Georgia Southern, 2021
Keegan O'Hara	Offensive Analyst	Western Michigan, 2020
Mike Sypniak	Head Athletic Trainer	Slippery Rock, 2003
Joe Wisniewski	Assistant Athletic Trainer	Iowa State, 2013
Ashley Strazdas	Assistant Athletic Trainer	Nebraska, 2016
Katie Chen	Assistant Athletic Trainer	Minnesota, 2020
Rachel Stark	Assistant Director of Nutrition	Minnesota, 2018
Brady Gagnon	Head Equipment Manager	Minnesota State, 2015
Paul Anderson	Assistant Equipment Manager	Iowa State, 2017
Paul Rovnak	Senior Associate AD / Communications	Ohio State, 2001
Karl Anderson	Associate Director / Communications	Wisconsin, 2008
Victoria Ahlbrecht	Social Media Strategist	Minnesota, 2019
Mills Armbruster	Assistant AD / Marketing	Kentucky, 2014
Dr. Carly Anderson	Director of Sports Psychology Services	UCLA, 2004
Jacki Lienesch	LAC Sr. Assoc. Director / Director of Football	UW-Stevens Point
Robert Day	LAC Assistant Director	Indiana, 2012

## CREDITS

**Editors:** Paul Rovnak, Karl Anderson  
**Design and Layout:** Niko Alexander, Karl Anderson, Jeff Keiser

**Photography:** Brad Rempel, Eric Miller, Kelly Hagenson, Christopher Mitchell, Jim Rosvold, Brace Hemmelgarn, Craig Lassing

**Historical Research:** Al Papas, Jr.

**Printing:** University of Minnesota Printing Services

Special thanks to the staff at University of Minnesota Printing Services

© 2023 University of Minnesota Intercollegiate Athletics. The information contained in this publication was compiled by the University of Minnesota Intercollegiate Athletics Communications office and is provided as a courtesy to our fans and the media and may be used for personal or editorial purposes only. Any commercial use of this information is prohibited without the consent of University of Minnesota Intercollegiate Athletics.

## FOOTBALL QUICK FACTS

**Location:** Minneapolis, Minn.

**Enrollment:** 52,376

**Founded:** 1851

**Colors:** Maroon (PMS 7421), Gold (PMS 136)

**Conference:** Big Ten / West Division

**Mascot:** Goldy Gopher

**Interim President:** Jeff Ettinger (UCLA, 1980)

**Athletics Director:** Mark Coyle (Drake, 1991)

**Faculty Athletics Representatives**

Dr. Frances Homans (Pomona College, 1984)

Dr. Donald Dengel (UW-LaCrosse, 1984)

**Stadium:**

Huntington Bank Stadium (opened 2009)

**Capacity:** 50,805

**Surface:** Field Turf

**All-Time Stadium Record:** 57-37 (.606)

**Head Coach:** P.J. Fleck, Northern Illinois, 2004

**Career Record:** 74-49 (11th year)

**Record at Minnesota:** 44-27 (7th year)

**Football Office Phone:** 612-624-6004

**Football Email:** football@umn.edu

**2022 Record:** 9-4 (5-4 Big Ten)

**Primary Offense/Defense:** Multiple / 4-3

**Starters Returning/Lost:** 12/14

Offense: 5/6, Defense: 4/7, Specialists: 3/1

**First Year of Competition:** 1882

**National Titles:** 7

**Big Ten Titles:** 18

**Bowl Games:** 22 (10-12 record)

**All-Time Record:** 727-536-44 (.573)

**All-Time BIG Record:** 370-408-28 (.476)

**2023 SCHEDULE**

Date	Opponent	Location
Aug. 31	NEBRASKA*	Huntington Bank Stadium
Sept. 9	EASTERN MICHIGAN	Huntington Bank Stadium
Sept. 16	at North Carolina	Chapel Hill, N.C.
Sept. 23	at Northwestern*	Evanston, Ill.
Sept. 30	LOUISIANA	Huntington Bank Stadium
Oct. 7	MICHIGAN*	Huntington Bank Stadium
Oct. 21	at Iowa*	Iowa City, Iowa
Oct. 28	MICHIGAN STATE*	Huntington Bank Stadium
Nov. 4	ILLINOIS*	Huntington Bank Stadium
Nov. 11	at Purdue*	West Lafayette, Ind.
Nov. 18	at Ohio State*	Columbus, Ohio
Nov. 25	WISCONSIN*	Huntington Bank Stadium

**2024 SCHEDULE**

Date	Opponent	Location
Aug. 29	NORTH CAROLINA	Huntington Bank Stadium
Sept. 7	RHODE ISLAND	Huntington Bank Stadium
Sept. 14	NEVADA	Huntington Bank Stadium

**2025 SCHEDULE**

Date	Opponent	Location
Aug. 28	BUFFALO	Huntington Bank Stadium
Sept. 6	BOWLING GREEN	Huntington Bank Stadium
Sept. 13	at California	Berkeley, Calif.

**2026 SCHEDULE**

Date	Opponent	Location
Sept. 3	EASTERN ILLINOIS	Huntington Bank Stadium
Sept. 12	MISSISSIPPI STATE	Huntington Bank Stadium
Sept. 19	AKRON	Huntington Bank Stadium

**2027 SCHEDULE**

Date	Opponent	Location
Sept. 2	SAN JOSE STATE	Huntington Bank Stadium
Sept. 11	at Mississippi State	Starkville, Miss.

**2028 SCHEDULE**

Date	Opponent	Location
Aug. 31	NORTH DAKOTA	Huntington Bank Stadium
Sept. 16	CALIFORNIA	Huntington Bank Stadium

**2030 SCHEDULE**

Date	Opponent	Location
Aug. 29	NORTH DAKOTA	Huntington Bank Stadium

**2032 SCHEDULE**

Date	Opponent	Location
Sept. 18	ALABAMA	Huntington Bank Stadium

**2033 SCHEDULE**

Date	Opponent	Location
Sept. 17	at Alabama	Tuscaloosa, Ala.

\* Big Ten Conference game

**ATHLETICS ADMINISTRATION**

Position	Name (Alma Mater)
Director of Athletics	Mark Coyle (Drake)
Deputy Athletics Director / SWA	Julie Manning (Iowa State)
Deputy Athletics Director	Dusty Clements (Wyoming)
Exec. Associate AD / Health & Performance	Joi Thomas (Wyoming)
Sr. Associate AD / Leadership & Inclusion	Peyton Owens III (William & Mary)
Sr. Associate Athletics Director	Tom McGinnis (Indiana)
Sr. Associate Athletics Director	Marc Ryan (Moorhead State)
Sr. Associate AD / Communications	Paul Rovnak (Ohio State)
Sr. Associate AD / External Affairs	Mike Wierzbicki (Creighton)
Sr. Associate AD / Business Ops / CFO	Tim McCleary (Colorado)
Sr. Associate AD for NIL / Risk Management	Jeremiah Carter (Minnesota)
Associate Athletics Director / Facilities	Jeff Seifriz (UW-Whitewater)
Associate Athletics Director / Event Mgmt.	Stephanie Davis (Florida)
Associate Athletics Director / CRO	Travis Cameron (Iowa)
Chief of Staff / Director of HR	Tricia Budke (UW-Stout)
Assistant AD / Administration	Jenny Yehlen (Penn State)
Assistant AD / Sport Development Coach	Hugh McCutcheon (BYU)
Director of Lindahl Academic Center	J.T. Bruett (Minnesota)
Director of Athletic Compliance	Kevin Gomer (Illinois State)

**ATHLETIC COMMUNICATIONS**

Position	Name (Alma Mater)
Senior Associate Athletics Director	Paul Rovnak (Ohio State)
Assistant Athletics Director	Michelle Traversie (Minnesota State)
Associate Director	Karl Anderson (Wisconsin)
Assistant Director	Scott Starks (Gustavus Adolphus)
Assistant Director	E.J. Stevens (Minnesota)
Assistant Director	Trenten Gauthier (UW-River Falls)
Assistant Director	Olivia Puttin (Minnesota Crookston)
Assistant	Gabe Schneider (Minnesota)
Assistant	Katie Frohmader (Viterbo)
Social Media Strategist	Dan Galarneau (Minnesota)
Social Media Strategist	Victoria Albrecht (Minnesota)
Digital Services Manager	John Romo

**ATHLETIC COMMUNICATIONS CONTACT INFORMATION**

<b>Paul Rovnak</b> <b>Mobile Phone:</b> 651-592-5741 <b>Email:</b> psrovnak@umn.edu	<b>Karl Anderson</b> <b>Mobile Phone:</b> 612-910-2564 <b>Email:</b> kganders@umn.edu
---	---

<b>Office Phone</b>	(612) 625-4090
<b>Office Fax</b>	(612) 625-0359
<b>Website</b>	GopherSports.com
<b>Email</b>	gophers@umn.edu
<b>Twitter:</b>	@GopherFootball
<b>Instagram:</b>	@GopherFootball
<b>Facebook:</b>	/GopherFootball
<b>Credentials:</b>	GopherSports.com/media

**Mailing Address**  
Athletic Communications  
University of Minnesota  
250 Bierman Field Athletic Building  
516 15th Avenue SE  
Minneapolis, Minn. 55455



# 2023 ROSTER

## NUMERICAL ROSTER

#	Name	Pos	Ht	Wt	Yrs / at Minn.	Yrs Left	Hometown / Previous School(s)
0	Le'Meke Brockington	WR	6' 0	200	3 / 3	3 years	Moultrie, Ga. / Colquitt County
0	Anthony Smith	DL	6' 6	285	2 / 2	4 years	Shippensburg, Pa. / Shippensburg
1	Darius Taylor	RB	5' 11	210	1 / 1	4 years	Detroit, Mich. / Walled Lake Western
2	Tre'Von Jones	DB	6' 0	180	5 / 1	1 year	Warrenton, N.C. / Trinity Christian / Elon
2	Sean Tyler	RB	5' 9	190	5 / 1	1 year	Richton Park, Ill. / Rich Central / W. Michigan
3	Tyler Bride	DB	5' 10	185	4 / 1	2 years	Atlanta, Ga. / Greater Atlanta Christian / Georgia So.
4	Za'Quan Bryan	DB	5' 10	185	1 / 1	4 years	Savannah, Ga. / Benedictine Military School
4	Corey Crooms Jr.	WR	6' 0	195	5 / 1	1 year	Country Club Hills, Ill. / Hillcrest / W. Michigan
5	T.J. McWilliams	WR	6' 0	180	1 / 1	4 years	Indianapolis, Ind. / North Central
5	Justin Walley	DB	5' 11	190	3 / 3	2 years	D'IBerville, Miss. / D'IBerville
6	Maverick Baranowski	LB	6' 3	230	2 / 2	4 years	Ponce Inlet, Fla. / Spruce Creek
7	Chris Autman-Bell	WR	6' 1	205	7 / 7	1 year	Kankakee, Ill. / Bishop McNamara
7	Aidan Gousby	DB	6' 0	190	2 / 2	4 years	Lehigh Acres, Fla. / Lehigh Senior
8	Darnell Jefferies	DL	6' 3	290	6 / 2	1 year	Covington, Ga. / Newton / Clemson
8	Athan Kaliakmanis	QB	6' 4	215	3 / 3	3 years	Antioch, Ill. / Antioch
9	Daniel Jackson	WR	6' 0	200	4 / 4	2 years	Kansas City, Kan. / Bishop Miege
9	Devon Williams	LB	6' 1	230	3 / 3	3 years	Dublin, Ohio / Dublin Coffman
11	Karter Menz	DL	6' 5	220	1 / 1	4 years	Horace, N.D. / West Fargo Sheyenne
11	Elijah Spencer	WR	6' 2	200	3 / 1	2 years	Irmo, S.C. / Dutch Fork / Charlotte
12	Darius Green	DB	6' 1	200	3 / 3	3 years	Covington, Ga. / Newton
12	Cole Kramer	QB	6' 1	205	5 / 5	2 years	Eden Prairie, Minn. / Eden Prairie
13	Chris Collins	DL	6' 5	255	6 / 1	1 year	Richmond, Va. / Benedictine College Prep / UNC
13	Kristen Hoskins	WR	5' 9	175	2 / 2	4 years	Alexandria, Minn. / Alexandria
14	Kerry Brown	DB	5' 10	180	1 / 1	4 years	Naples, Fla. / Naples
15	Kenric Lanier II	WR	6' 1	195	1 / 1	4 years	Decatur, Ga. / Decatur
15	Rowan Zolman	LB	6' 4	225	2 / 1	3 years	Churubusco, Ind. / East Noble / Miami (OH)
16	Coleman Bryson	DB	6' 2	210	2 / 2	4 years	Waynesville, N.C. / Rabun Gap-Nacoochee School
16	Max Shikenjanski	QB	6' 2	165	1 / 1	4 years	Stillwater, Minn. / Stillwater
17	Cade Conzemius	WR	5' 10	180	2 / 2	4 years	Minnetonka, Minn. / Minnetonka
17	Jah Joyner	DL	6' 5	265	4 / 4	3 years	Danbury, Conn. / Danbury
18	Rhyland Kelly	DB	6' 2	195	2 / 2	4 years	Winnipeg, Manitoba, Canada / Clearwater Acad.
18	Drew Viotto	QB	6' 4	235	1 / 1	4 years	Sault Ste Marie, Ontario, Canada / Walled Lake Western
19	Joey Gerlach	LB	6' 3	225	2 / 2	4 years	Woodbury, Minn. / Woodbury
19	Pierce Walsh	TE	6' 4	260	1 / 1	4 years	Downers Grove, Ill. / Benet Academy
20	Jack Henderson	DB	6' 3	215	4 / 1	2 years	Mandeville, La. / Mandeville / SE Louisiana
20	Cade Osterman	WR	6' 1	185	1 / 1	4 years	Elk River, Minn. / Elk River
21	Craig McDonald	DB	6' 2	210	4 / 1	3 years	Minneapolis, Minn. / Minnehaha Academy / Iowa State / Auburn
21	Bryce Williams	RB	6' 0	210	6 / 6	1 year	Sarasota, Fla. / Cardinal Mooney
22	Danielle Hayes	WR	6' 0	170	1 / 1	4 years	Pensacola, Fla. / Pine Forest
22	Evan Redding	DB	5' 11	185	2 / 2	4 years	Menomonee Falls, Wis. / Menomonee Falls
23	Garrison Monroe	DB	6' 0	195	1 / 1	4 years	Shakopee, Minn. / Shakopee
23	Marquese Williams	RB	5' 9	175	1 / 1	4 years	Harrisburg, Pa. / Bishop McDevitt
24	Tariq Watson	DB	5' 10	185	2 / 2	4 years	Gretna, La. / Helen Cox
25	Cortez LeGrant	RB	5' 11	175	1 / 1	4 years	Sun Prairie, Wis. / Sun Prairie East
26	Zach Evans	RB	5' 10	205	2 / 2	4 years	Heath, Texas / Rockwall-Heath
26	Victor Pless	DB	5' 10	175	4 / 4	3 years	Kennesaw, Ga. / Harrison
27	Tyler Nubin	DB	6' 2	210	5 / 5	1 year	Saint Charles, Ill. / St. Charles North
28	Colton Gregersen	DL	6' 2	250	2 / 2	4 years	Burnsville, Minn. / Burnsville
28	Zach Jorgensen	WR	6' 2	200	2 / 2	4 years	Fairmont, Minn. / Fairmont
29	Ethan Carrier	DB	6' 1	190	1 / 1	4 years	Detroit Lakes, Minn. / Detroit Lakes
30	Jordan Nubin	RB	5' 11	215	3 / 3	3 years	St. Charles, Ill. / St. Charles North
30	Drew Wilson	LB	6' 1	210	1 / 1	4 years	Mequon, Wis. / Homestead
31	Jordan Greenhow	DB	5' 11	190	3 / 2	3 years	Glen Allen, Va. / Glen Allen
32	Alex Elliott	LB	6' 2	210	1 / 1	4 years	Hutchinson, Minn. / Hutchinson
33	Max Grand	RB	5' 9	205	2 / 2	4 years	Ellsworth, Wis. / Ellsworth
33	Ryan Selig	LB	6' 3	235	6 / 1	1 year	Lake Villa, Ill. / Lakes Community / W. Michigan
34	Jack Tinnen	LB	6' 4	220	2 / 2	4 years	Brookfield, Wis. / Brookfield Central

## ALPHABETICAL ROSTER

#	Name	Pos
38	Ryan Algrim	LS
52	Spencer Alvarez	OL
7	Chris Autman-Bell	WR
6	Maverick Baranowski	LB
93	Kyler Baugh	DL
89	Nate Becker	OL
78	Ashton Beers	OL
85	Frank Bierman	TE
66	Nathan Boe	OL
3	Tyler Bride	DB
0	Le'Meke Brockington	WR
14	Kerry Brown	DB
4	Za'Quan Bryan	DB
16	Coleman Bryson	DB
29	Ethan Carrier	DB
77	Quinn Carroll	OL
13	Chris Collins	DL
17	Cade Conzemius	WR
75	Tyler Cooper	OL
96	Mark Crawford	P
4	Corey Crooms, Jr.	WR
60	Phillip Daniels	OL
84	Jack DiSano	TE
91	Deven Eastern	DL
32	Alex Elliott	LB
69	Aireontae Ersery	OL
26	Zach Evans	RB
46	Lucas Finnessy	DL
86	Jameson Geers	TE
19	Joey Gerlach	LB
7	Aidan Gousby	DB
33	Max Grand	RB
12	Darius Green	DB
31	Jordan Greenhow	DB
28	Colton Gregersen	DL
50	JJ Guedet	OL
42	Jack Hawkinson	DL
22	Danielle Hayes	WR
20	Jack Henderson	DB
13	Kristen Hoskins	WR
58	Jackson Hunter	OL
9	Daniel Jackson	WR
8	Darnell Jefferies	DL
65	Greg Johnson	OL
89	Nathan Jones	TE
2	Tre'Von Jones	DB
28	Zach Jorgensen	WR
17	Jah Joyner	DL
8	Athan Kaliakmanis	QB
80	Dino Kaliakmanis	WR
87	Nick Kallerup	TE
18	Rhyland Kelly	DB
98	David Kemp	K
99	Dragan Kesich	K
49	Matt Kingsbury	LB
12	Cole Kramer	QB
15	Kenric Lanier II	WR

## 2023 ROSTER

#	Name	Pos	Ht	Wt	Yrs at Minn.	Yrs Left	Hometown / Previous School
35	Derik LeCaptain	LB	6' 2	235	5 / 5	2 years	Gardner, Wis. / Southern Door
36	Jackson Powers	DB	5' 11	185	1 / 1	4 years	Maple Grove, Minn. / Maple Grove
36	Ryan Shamburger	P	6' 2	195	4 / 2	3 years	McKinney, Texas / McKinney North / Navarro College
37	Brady Weeks	LS	6' 0	225	5 / 5	1 year	O'Fallon, Mo. / Fort Zumwalt West
38	Ryan Algrim	LS	6' 2	225	1 / 1	4 years	Elburn, Ill. / Kaneland
40	Zander Rockow	LB	6' 1	230	1 / 1	4 years	Eau Claire, Wis. / Regis
41	Cade Larson	LB	6' 1	225	2 / 2	4 years	Harrisburg, S.D. / Harrisburg
42	Jack Hawkinson	DL	6' 4	255	3 / 3	3 years	Frankfort, Ill. / Lincoln-Way East
43	Eli Mau	LB	6' 2	235	3 / 3	3 years	Victoria, Minn. / Chanhasseen
44	Tyler Stolsky	LB	6' 3	225	2 / 2	4 years	Portage, Mich. / Portage Central
45	Cody Lindenberg	LB	6' 3	240	4 / 4	3 years	Anoka, Minn. / Anoka
46	Lucas Finnessy	DL	6' 3	245	4 / 4	2 years	Sussex, Wis. / Hamilton
47	Hayden Schwartz	DL	6' 4	245	2 / 2	4 years	Jacksonville, Fla. / The Bolles School
48	Jacob Lewis	K	6' 2	210	4 / 2	3 years	Delaware, Ohio / Olentangy Berlin / Ball State
49	Matt Kingsbury	LB	6' 3	230	1 / 1	4 years	Chicago, Ill. / St. Rita
50	JJ Guedet	OL	6' 8	315	5 / 5	2 years	Washington, Ill. / Washington Community
51	Jerome Williams	OL	6' 4	300	1 / 1	4 years	Osseo, Minn. / Osseo
52	Spencer Alvarez	OL	6' 6	290	2 / 2	4 years	Columbia Heights, Minn. / Columbia Heights
52	Luther McCoy	DL	6' 5	295	3 / 3	3 years	Saint Johns, Fla. / Creekside
55	Karter Shaw	OL	6' 4	305	6 / 3	1 year	South Jordan, Utah / Herriman / Utah State
58	Jackson Hunter	OL	6' 6	300	3 / 3	3 years	Oconomowoc, Wis. / Oconomowoc
59	Tony Nelson	OL	6' 6	315	2 / 2	4 years	Tracy, Minn. / Tracy-Milroy-Balaton
60	Phillip Daniels	OL	6' 5	300	1 / 1	4 years	Cincinnati, Ohio / Princeton
65	Greg Johnson	OL	6' 6	320	1 / 1	4 years	Prior Lake, Minn. / Prior Lake
66	Nathan Boe	OL	6' 5	300	6 / 6	1 year	Lakeville, Minn. / Lakeville North
67	De'Eric Mister	OL	6' 6	300	1 / 1	4 years	Gary, Ind. / West Side
68	Jackson Ruschmeyer	OL	6' 4	300	4 / 4	3 years	Hutchinson, Minn. / Holy Family Catholic
69	Aireontae Ersery	OL	6' 6	325	4 / 4	3 years	Kansas City, Mo. / Ruskin
70	Cade McConnell	OL	6' 5	310	2 / 2	4 years	Choctaw, Okla. / Choctaw
71	Martes Lewis	OL	6' 7	335	4 / 4	3 years	Merrillville, Ind. / Merrillville
73	Tyrell Lawrence	OL	6' 7	355	4 / 4	3 years	Milton, Ontario, Canada / Clearwater Acad.
75	Tyler Cooper	OL	6' 5	315	5 / 5	2 years	Saint Croix Falls, Wis. / Saint Croix Falls
76	Reese Tripp	OL	6' 7	345	1 / 1	4 years	Mantorville, Minn. / Kasson-Mantorville
77	Quinn Carroll	OL	6' 7	315	5 / 2	2 years	Edina, Minn. / Edina / Notre Dame
78	Ashton Beers	OL	6' 6	315	2 / 2	4 years	Slinger, Wis. / Slinger
79	Logan Purcell	OL	6' 7	300	3 / 3	3 years	Annandale, Minn. / Annandale
80	Dino Kaliakmanis	WR	6' 2	205	3 / 3	3 years	Antioch, Ill. / Antioch
81	Quentin Redding	WR	5' 7	160	3 / 3	3 years	Menomonee Falls, Wis. / Menomonee Falls
82	Wyatt Schroeder	TE	6' 5	255	4 / 4	3 years	Saint Francis, Minn. / St. Francis
83	Sam Peters	TE	6' 5	235	1 / 1	4 years	Maple Grove, Minn. / Maple Grove
84	Jack DiSano	TE	6' 4	250	2 / 2	4 years	Glenview, Ill. / Glenbrook South
85	Frank Bierman	TE	6' 4	245	4 / 2	3 years	Tipton, Iowa / Tipton / Iowa Western CC
86	Jameson Geers	TE	6' 6	255	3 / 3	3 years	Channahon, Ill. / Providence Catholic
87	Nick Kallerup	TE	6' 5	270	5 / 5	2 years	Wayzata, Minn. / Wayzata
87	Martin Owusu	DL	6' 2	300	1 / 1	4 years	Prior Lake, Minn. / Prior Lake
88	Brevyn Spann-Ford	TE	6' 7	270	6 / 6	1 years	St. Cloud, Minn. / St. Cloud Technical Senior
89	Nate Becker	DL	6' 6	285	3 / 3	3 years	Maple Grove, Minn. / Maple Grove
89	Nathan Jones	TE	6' 5	255	2 / 2	4 years	Brock, Texas / Brock
91	Deven Eastern	DL	6' 6	305	3 / 3	3 years	Shakopee, Minn. / Shakopee
92	Danny Striggow	DL	6' 5	255	4 / 4	2 years	Long Lake, Minn. / Orono
93	Kyler Baugh	DL	6' 2	305	5 / 2	1 year	Talihina, Okla. / Talihina / Houston Baptist
95	Caleb McGrath	P	6' 2	190	1 / 1	4 years	Apple Valley, Minn. / Eastview
96	Mark Crawford	P	6' 5	230	4 / 4	2 years	Perth, Western Australia
96	Logan Richter	DL	6' 4	320	5 / 5	2 years	Perham, Minn. / Perham
97	Jalen Logan-Redding	DL	6' 4	285	4 / 4	3 years	Columbia, Mo. / Rock Bridge
98	David Kemp	K	5' 8	165	3 / 1	3 years	Jacksonville, Fla. / Bartram Trail / Memphis
99	Dragan Kesich	K	6' 4	240	4 / 4	2 years	Oak Creek, Wis. / Oak Creek
99	Theorin Randle	DL	6' 2	300	1 / 1	4 years	Houston, Texas / Shadow Creek

#	Name	Pos
41	Cade Larson	LB
73	Tyrell Lawrence	OL
35	Derik LeCaptain	LB
25	Cortez LeGrant	RB
48	Jacob Lewis	K
71	Martes Lewis	OL
45	Cody Lindenberg	LB
97	Jalen Logan-Redding	DL
43	Eli Mau	LB
70	Cade McConnell	OL
52	Luther McCoy	DL
21	Craig McDonald	DB
95	Caleb McGrath	P
5	T.J. McWilliams	WR
11	Karter Menz	DL
67	De'Eric Mister	OL
23	Garrison Monroe	DB
59	Tony Nelson	OL
30	Jordan Nubin	RB
27	Tyler Nubin	DB
20	Cade Osterman	WR
87	Martin Owusu	DL
83	Sam Peters	TE
26	Victor Pless	DB
36	Jackson Powers	DB
79	Logan Purcell	OL
99	Theorin Randle	DL
22	Evan Redding	DB
81	Quentin Redding	WR
96	Logan Richter	DL
40	Zander Rockow	LB
68	Jackson Ruschmeyer	OL
82	Wyatt Schroeder	TE
47	Hayden Schwartz	DL
33	Ryan Selig	LB
36	Ryan Shamburger	P
55	Karter Shaw	OL
16	Max Shikenjanski	QB
0	Anthony Smith	DL
88	Brevyn Spann-Ford	TE
11	Elijah Spencer	WR
44	Tyler Stolsky	LB
92	Danny Striggow	DL
1	Darius Taylor	RB
34	Jack Tinnen	LB
76	Reese Tripp	OL
2	Sean Tyler	RB
18	Drew Viotto	QB
5	Justin Walley	DB
19	Pierce Walsh	TE
24	Tariq Watson	DB
37	Brady Weeks	LS
21	Bryce Williams	RB
9	Devon Williams	LB
51	Jerome Williams	OL
23	Marquese Williams	RB
30	Drew Wilson	LB
15	Rowan Zolman	LB

# 2023 ROSTER

## SQUAD BREAKDOWN (115)

4 Years Left	54
3 Years Left	30
2 Years Left	17
1 Year Left	14

## SQUAD BREAKDOWN BY YEAR (115)

First Year	30
Second Year	25
Third Year	19
Fourth Year	20
Fifth Year	13
Sixth Year	7
Seventh Year	1

## LETTERWINNERS RETURNING (53)

<b>Offense (26)</b>	
Autman-Bell, Chris	WR
Boe, Nathan	OL
Brockington, Le'Meke	WR
Carroll, Quinn	OL
Cooper, Tyler	OL
Ersery, Aireontae	OL
Evans, Zach	RB
Geers, Jameson	TE
Grand, Max	RB
Guedet, JJ	OL
Hoskins, Kristen	WR
Hunter, Jackson	OL
Jackson, Daniel	WR
Kaliakmanis, Athan	QB
Kaliakmanis, Dino	WR
Kallerup, Nick	QB
Kramer, Cole	TE
Lewis, Martes	OL
Nubin, Jordan	RB
Purcell, Logan	OL
Redding, Quentin	WR
Ruschmeyer, Jackson	OL
Schroeder, Wyatt	TE
Shaw, Karter	OL
Spann-Ford, Brevyn	TE
Williams, Bryce	RB

## Defense (24)

Baranowski, Maverick	LB
Baugh, Kyler	DL
Becker, Nate	DL
Bryson, Coleman	DB
Eastern, Deven	DL
Finnessy, Lucas	DL
Gousby, Aidan	DB
Green, Darius	DB
Jefferies, Darnell	DL
Joyner, Jah	DL
Kelly, Rhyland	DB
LeCaptain, Derik	LB
Lindenberg, Cody	LB
Logan-Redding, Jalen	DL
Mau, Eli	LB
McCoy, Luther	DL
Nubin, Tyler	DB
Richter, Logan	DL
Schwartz, Hayden	DL
Smith, Anthony	DL
Striggow, Danny	DL
Walley, Justin	LB
Watson, Tariq	DB
Williams, Devon	LB

## Specialists (3)

Crawford, Mark	P
Kesich, Dragan	K
Weeks, Brady	LS

## LETTERWINNERS LOST (27)

<b>Offense (12)</b>	
Brown-Stephens, Michael	WR
Filiaga, Chuck	OL

Geary, Clay	WR
Ibrahim, Mohamed	RB
Jelen, Preston	RB
Morgan, Tanner	QB
Pickerign, Sam	TE
Potts, Trey	RB
Ruschmeyer, Axel	OL
Schmitz, John Michael	OL
White, Ike	WR
Wright, Dylan	WR

## Defense (13)

Aune, Josh	LB
Bishop, Beanie	DB
Carter, Trill	DL
Fleming, Miles	DB
Howden, Jordan	DB
Oliver, Braelen	LB
Rush, Thomas	LB
Schuster, Jacob	DL
Smith, Terell	DB
Sori-Marin, Mariano	LB
Stapp, Ryan	DB
Surgers, Lorenza	DL
Willis, Donald	LB

## Specialists (2)

Sullivan, Austin	LS
Trickett, Matthew	K

## STARTERS RETURNING (12)

<b>Offense (5)</b>	
Brockington, Le'Meke	WR
Carroll, Quinn	OL
Ersery, Aireontae	OL
Jackson, Daniel	WR
Spann-Ford, Brevyn	TE

## Defense (4)

Baugh, Kyler	DL
Logan-Redding, Jalen	DL
Nubin, Tyler	DB
Walley, Justin	DB

## Specialists (3)

Crawford, Mark	P/H
Kesich, Dragan	KO
Weeks, Brady	LS

## STARTERS LOST (14)

<b>Offense (6)</b>	
Brown-Stephens, Michael	WR
Filiaga, Chuck	OL
Ibrahim, Mohamed	RB
Morgan, Tanner	QB
Ruschmeyer, Axel	OL
Schmitz, John Michael	OL

## Defense (7)

Carter, Trill	DL
Howden, Jordan	DB
Oliver, Braelen	LB
Rush, Thomas	LB
Smith, Terell	DB
Sori-Marin, Mariano	LB
Willis, Donald	LB

## Specialists (1)

Trickett, Matthew	K
-------------------	---

## FIFTH YEAR OR MORE (21)

<b>Fifth Year (13)</b>	
Baugh, Kyler*	DL
Carroll, Quinn*	OL
Cooper, Tyler	OL
Crooms, Jr., Corey	WR
Guedet, JJ	OL
Jones, Tre'Von*	DB
Kallerup, Nick	TE

Kramer, Cole	QB
LeCaptain, Derik	LB
Nubin, Tyler	DB
Richter, Logan	DL
Tyler, Sean	RB
Weeks, Brady	LS

## Sixth Year (7)

Boe, Nathan	OL
Collins, Chris*	DL
Jefferies, Darnell*	DL
Selig, Ryan*	LB
Shaw, Karter*	OL
Spann-Ford, Brevyn	TE
Williams, Bryce	RB

## Seventh Year (1)

Autman-Bell, Chris	WR
--------------------	----

\* Grad Transfer

## TRANSFER NEWCOMERS (11)

<b>Offense (3)</b>		
Crooms, Jr., Corey	Western Michigan	WR
Spencer, Elijah	Charlotte	WR
Tyler, Sean	Western Michigan	RB

## Defense (7)

Bride, Tyler	Georgia Southern	DB
Collins, Chris	North Carolina	DL
Henderson, Jack	SE Louisiana	DB
Jones, Tre'Von	Elon	DB
McDonald, Craig	Auburn	DB
Selig, Ryan	Western Michigan	LB
Zolman, Rowan	Miami (OH)	LB

## Specialists (1)

Kemp, David	Memphis	K
-------------	---------	---

## FRESHMAN NEWCOMERS (30)

<b>Offense (16)</b>	
Daniels, Phillip	OL
Hayes, Donielle	WR
Johnson, Greg	OL
Lanier II, Kenric	WR
LeGrant, Cortez	RB
McWilliams, T.J.	WR
Mister, De'Eric	OL
Osterman, Cade	WR
Peters, Sam	TE
Shikenjanski, Max	QB
Taylor, Darius	RB
Tripp, Reese	OL
Viotto, Drew	QB
Walsh, Pierce	TE
Williams, Jerome	OL
Williams, Marquese	RB

## Defense (12)

Brown, Kerry	DB
Bryan, Za'Quan	DB
Carrier, Ethan	DB
Elliott, Alex	LB
Kingsbury, Matt	LB
Menz, Karter	DL
Monroe, Garrison	DB
Owusu, Martin	DL
Powers, Jackson	DB
Randle, Theorin	DL
Rockow, Zander	LB
Wilson, Drew	LB

## Specialists (2)

Algrim, Ryan	LS
McGrath, Caleb	P

MEET THE GOPHERS



38

**RYAN  
ALGRIM**

Elburn, Ill.  
Kaneland HS

LS FR 6-2 225



52

**SPENCER  
ALVAREZ**

Columbia Heights, Minn.  
Columbia Heights HS

OL RS FR 6-6 290



7

**CHRIS  
AUTMAN-BELL**

Kankakee, Ill.  
Bishop McNamara HS

WR 7th 6-1 205



6

**MAVERICK  
BARANOWSKI**

Ponce Inlet, Fla.  
Spruce Creek HS

LB RS FR 6-3 230



93

**KYLER  
BAUGH**

Talihina, Okla.  
Houston Baptist

DL 5th 6-2 305



89

**NATE  
BECKER**

Osseo, Minn.  
Maple Grove HS

DL RS SO 6-6 285



78

**ASHTON  
BEERS**

Slinger, Wis.  
Slinger HS

OL RS FR 6-6 315



85

**FRANK  
BIERMAN**

Tipton, Iowa  
Iowa Western CC

TE RS JR 6-4 245



66

**NATHAN  
BOE**

Lakeville, Minn.  
Lakeville North HS

OL 6th 6-5 300



3

**TYLER  
BRIDE**

Atlanta, Ga.  
Georgia Southern

DB SR 5-10 185



0

**LE'MEKE  
BROCKINGTON**

Moultrie, Ga.  
Colquitt County HS

WR RS SO 6-0 200



14

**KERRY  
BROWN**

Naples, Fla.  
Naples HS

DB FR 5-10 180



4

**ZA'QUAN  
BRYAN**

Savannah, Ga.  
Benedictine Military School

DB FR 5-10 185



16

**COLEMAN  
BRYSON**

Waynesville, N.C.  
Rabun Gap-Nacoochee HS

DB RS FR 6-2 210



29

**ETHAN  
CARRIER**

Detroit Lakes, Minn.  
Detroit Lakes HS

DB FR 6-1 190



77

**QUINN  
CARROLL**

Edina, Minn.  
Notre Dame

OL 5th 6-7 315



13

**CHRIS  
COLLINS**

Richmond, Va.  
North Carolina

DL 6th 6-5 255



17

**CADE  
CONZEMIUS**

Minnetonka, Minn.  
Minnetonka HS

WR RS FR 5-10 180



75

**TYLER  
COOPER**

Saint Croix Falls, Wis.  
Saint Croix Falls HS

OL RS SR 6-5 315



96

**MARK  
CRAWFORD**

Perth West, Australia

P SR 6-5 230



MEET THE GOPHERS



**4**  
**COREY CROOMS, JR.**  
 Country Club Hills, Ill.  
 Western Michigan

**WR** 5th 6-0 195



**60**  
**PHILLIP DANIELS**  
 Cincinnati, Ohio  
 Princeton HS

**OL** FR 6-5 300



**84**  
**JACK DISANO**  
 Glenview, Ill.  
 Glenbrook South HS

**TE** RS FR 6-4 250



**91**  
**DEVEN EASTERN**  
 Shakopee, Minn.  
 Shakopee HS

**DL** RSSO 6-6 305



**32**  
**ALEX ELLIOTT**  
 Hutchinson, Minn.  
 Hutchinson HS

**LB** FR 6-2 210



**69**  
**AIREONTAE ERSERY**  
 Kansas City, Mo.  
 Ruskin HS

**OL** RS JR 6-6 325




**26**  
**ZACH EVANS**  
 Heath, Texas  
 Rockwall-Heath HS

**RB** RS FR 5-10 205



**46**  
**LUCAS FINNESSY**  
 Sussex, Wis.  
 Hamilton HS

**DL** RS JR 6-3 245



**86**  
**JAMESON BEERS**  
 Channahon, Ill.  
 Providence Catholic HS

**TE** RSSO 6-6 255



**19**  
**JOEY GERLACH**  
 Woodbury, Minn.  
 Woodbury HS

**LB** RS FR 6-3 225



**7**  
**AIDAN GOUSBY**  
 Lehigh Acres, Fla.  
 Lehigh Senior HS

**DB** RS FR 6-0 190



**33**  
**MAX GRAND**  
 Ellsworth, Wis.  
 Ellsworth HS

**RB** RS FR 5-9 205



**12**  
**DARIUS GREEN**  
 Covington, Ga.  
 Newton HS

**DB** RS SO 6-1 200



**31**  
**JORDAN GREENHOW**  
 Glen Allen, Va.  
 Glen Allen HS

**DB** RSSO 5-11 190



**28**  
**COLTON GREGERSEN**  
 Burnsville, Minn.  
 Burnsville HS

**DL** RS FR 6-2 250



**50**  
**JJ GUEDET**  
 Washington, Ill.  
 Washington Community HS

**OL** RS SR 6-8 315




**42**  
**JACK HAWKINSON**  
 Frankfort, Ill.  
 Lincoln-Way East HS

**DL** RS SO 6-4 255



**22**  
**DONIELLE HAYES**  
 Pensacola, Fla.  
 Pine Forest HS

**WR** FR 6-0 170



**20**  
**JACK HENDERSON**  
 Mandeville, La.  
 Southeastern Louisiana


**DB** SR 6-3 215



**13**  
**KRISTEN HOSKINS**  
 Alexandria, Minn.  
 Alexandria HS

**WR** RS FR 5-9 175

MEET THE GOPHERS



58

**JACKSON HUNTER**  
Oconomowoc, Wis.  
Oconomowoc HS

OL RS SO 6-6 300



9

**DANIEL JACKSON**  
Shawnee Mission, Kan.  
Bishop Miege HS

WR SR 6-0 200



8

**DARNELL JEFFERIES**  
Covington, Ga.  
Clemson

DL 6th 6-3 290



65

**GREG JOHNSON**  
Prior Lake, Minn.  
Prior Lake HS

OL FR 6-6 320



89

**NATHAN JONES**  
Brock, Texas  
Brock HS

TE RS FR 6-5 255



2

**TRE'VON JONES**  
Warrenton, N.C.  
Elon


DB 5th 6-0 180



28

**ZACH JORGENSEN**  
Fairmont, Minn.  
Fairmont HS

WR RS FR 6-2 200



17

**JAH JOYNER**  
Danbury, Conn.  
Danbury HS

DL RS JR 6-5 265



8

**ATHAN KALIAKMANIS**  
Antioch, Ill.  
Antioch HS

QB RS SO 6-4 215



80

**DINO KALIAKMANIS**  
Antioch, Ill.  
Antioch HS

WR RS SO 6-2 205



87

**NICK KALLERUP**  
Wayzata, Minn.  
Wayzata HS

TE RS SR 6-5 270



18

**RHYLAND KELLY**  
Winnipeg, Manitoba, Canada  
Clearwater Academy Int.

DB RS FR 6-2 195



98

**DAVID KEMP**  
Jacksonville, Fla.  
Memphis


K RS SO 5-8 165



99

**DRAGAN KESICH**  
Oak Creek, Wis.  
Oak Creek HS

K SR 6-4 240



49

**MATT KINGSBURY**  
Chicago, Ill.  
St. Rita HS

LB FR 6-3 230



12

**COLE KRAMER**  
Eden Prairie, Minn.  
Eden Prairie HS


QB RS SR 6-1 205



15

**KENRIC LANIER II**  
Decatur, Ga.  
Decatur HS


WR FR 6-1 195



41

**CADE LARSON**  
Harrisburg, S.D.  
Harrisburg HS

LB RS FR 6-1 225



73

**TYRELL LAWRENCE**  
Milton, Ontario, Canada  
Clearwater Academy Int.

OL RS JR 6-7 355




35

**DERIK LECAPTAIN**  
Gardner, Wis.  
Southern Door HS

LB RS SR 6-2 235

MEET THE GOPHERS



25

**CORTEZ  
LEGRANT**

Sun Prairie, Wis.  
Sun Prairie East HS

RB FR 5-11 175



48

**JACOB  
LEWIS**

Delaware, Ohio  
Ball State

K RS JR 6-2 210



71

**MARTES  
LEWIS**

Merrillville, Ind.  
Merrillville HS

OL RS JR 6-7 335



45

**CODY  
LINDENBERG**

Anoka, Minn.  
Anoka HS

LB RS JR 6-3 240



97

**JALEN  
LOGAN-REDDING**

Columbia, Mo.  
Rock Bridge HS

DL RS JR 6-4 285



43

**ELI  
MAU**

Victoria, Minn.  
Chanassen HS

LB RS SO 6-2 235



70

**CADE  
MCCONNELL**

Choctaw, Okla.  
Choctaw HS

OL RS FR 6-5 310



52

**LUTHER  
MCCOY**

Saint Johns, Fla.  
Creekside HS

DL RS SO 6-5 295



21

**CRAIG  
MCDONALD**

Minneapolis, Minn.  
Auburn

DB RS JR 6-2 210



95

**CALEB  
MCGRATH**

Apple Valley, Minn.  
Eastview HS

P FR 6-2 190




5

**T.J.  
MCWILLIAMS**

Indianapolis, Ind.  
North Central HS

WR FR 6-0 180




11

**KARTER  
MENZ**

Horace, N.D.  
West Fargo Sheyenne HS

DL FR 6-5 220



67

**DE'ERIC  
MISTER**

Gary, Ind.  
West Side HS

OL FR 6-6 300



23

**GARRISON  
MONROE**

Shakopee, Minn.  
Shakopee HS

DB FR 6-0 195



59

**TONY  
NELSON**

Tracy, Minn.  
Tracy-Milroy-Balaton HS

OL RS FR 6-6 315



30

**JORDAN  
NUBIN**

St. Charles, Ill.  
St. Charles North HS

RB RS SO 5-11 215



27

**TYLER  
NUBIN**

St. Charles, Ill.  
St. Charles North HS

DB 5th 6-2 210



20

**CADE  
OSTERMAN**

Elk River, Minn.  
Elk River HS

WR FR 6-1 185



87

**MARTIN  
OWUSU**

Prior Lake, Minn.  
Prior Lake HS

DL FR 6-2 300



83

**SAM  
PETERS**

Maple Grove, Minn.  
Maple Grove HS

TE FR 6-5 235

MEET THE GOPHERS



26

**VICTOR PLESS**  
Kennesaw, Ga.  
Harrison HS

DB RS JR 5-10 175



36

**JACKSON POWERS**  
Maple Grove, Minn.  
Maple Grove HS

DB FR 5-11 185



79

**LOGAN PURCELL**  
Annandale, Minn.  
Annandale HS

OL RS SO 6-7 300



99

**THEORIN RANDLE**  
Houston, Texas  
Shadow Creek HS

DL FR 6-2 300



22

**EVAN REDDING**  
Menomonee Falls, Wis.  
Menomonee Falls HS


DB RS FR 5-11 185



81

**QUENTIN REDDING**  
Menomonee Falls, Wis.  
Menomonee Falls HS

WR RSSO 5-7 160



96

**LOGAN RICHTER**  
Perham, Minn.  
Perham HS

DL RS SR 6-4 320



40

**ZANDER ROCKOW**  
Eau Claire, Wis.  
Regis HS

LB FR 6-1 230



68

**JACKSON RUSCHMEYER**  
Hutchinson, Minn.  
Holy Family Catholic HS

OL RS JR 6-4 300



82

**WYATT SCHROEDER**  
Saint Francis, Minn.  
Saint Francis HS


TE RS JR 6-5 255



47

**HAYDEN SCHWARTZ**  
Jacksonville, Fla.  
The Bolles School

DL RS FR 6-4 245



33

**RYAN SELIG**  
Lake Villa, Ill.  
Western Michigan

LB 6th 6-3 235



36

**RYAN SHAMBURGER**  
McKinney, Texas  
Navarro College

P RS JR 6-2 195



55

**KARTER SHAW**  
South Jordan, Utah  
Utah State

OL 6th 6-4 305



16

**MAX SHIKENJANSKI**  
Stillwater, Minn.  
Stillwater HS

QB FR 6-2 165



0

**ANTHONY SMITH**  
Shippensburg, Pa.  
Shippensburg HS

DL RS FR 6-6 285



88

**BREVYN SPANN-FORD**  
St. Cloud, Minn.  
St. Cloud Technical Sr. HS

TE 6th 6-7 270



11

**ELIJAH SPENCER**  
Irmo, S.C.  
Charlotte

WR JR 6-2 200



44

**TYLER STOLSKY**  
Portage, Mich.  
Portage Central HS

LB RS FR 6-3 225



92

**DANNY STRIGGOW**  
Long Lake, Minn.  
Orono HS

DL RS JR 6-5 255

MEET THE GOPHERS



1

**DARIUS TAYLOR**

Detroit, Mich.  
Walled Lake Western HS

**RB** FR 5-11 210



34

**JACK TINNEN**

Brookfield, Wis.  
Brookfield Central HS

**LB** RS FR 6-4 220



76

**REESE TRIPP**

Mantorville, Minn.  
Kasson-Mantorville HS

**OL** FR 6-7 345



2

**SEAN TYLER**

Richton Park, Ill.  
Western Michigan

**RB** 5th 5-9 190



18

**DREW VIOTTO**

Sault Ste Marie, Ontario, Canada  
Walled Lake Western HS

**QB** FR 6-4 235




5

**JUSTIN WALLEY**

D'Iberville, Miss.  
D'Iberville HS

**DB** JR 5-11 190



19

**PIERCE WALSH**

Downers Grove, Ill.  
Benet Academy

**TE** FR 6-4 260




24

**TARIQ WATSON**

Gretna, La.  
Helen Cox HS

**DB** RS FR 5-10 185



37

**BRADY WEEKS**

O'Fallon, Mo.  
Fort Zumwalt West HS

**LS** 5th 6-0 225



21

**BRYCE WILLIAMS**

Sarasota, Fla.  
Cardinal Mooney HS

**RB** 6th 6-0 210



9

**DEVON WILLIAMS**

Dublin, Ohio  
Dublin Coffman HS

**LB** RS SO 6-1 230




51

**JEROME WILLIAMS**

Osseo, Minn.  
Osseo HS

**OL** FR 6-4 300



23

**MARQUESE WILLIAMS**

Harrisburg, Pa.  
Bishop McDevitt HS

**RB** FR 5-9 175



30

**DREW WILSON**

Mequon, Wis.  
Homestead HS

**LB** FR 6-1 210




15

**ROWAN ZOLMAN**

Churubusco, Ind.  
Miami (OH)

**LB** SO 6-4 225



# P.J. FLECK

## HEAD COACH | SEVENTH SEASON

P.J. Fleck was named head football coach at Minnesota on January 6, 2017. Fleck, 41, is the 30th head coach in the program's history. He has a career record of 74-49 and is 44-27 at Minnesota.

In six years, Fleck has established himself as one of the most successful coaches ever to lead the Minnesota program. Fleck is already fifth in program history in overall wins (44) and sixth in Big Ten wins (26) and games coached (71). Fleck's .619 win percentage is third best among the 11 Minnesota coaches with at least 45 games under their helm behind only Henry L. Williams (.786, 1900-21) and Bernie Bierman (.716, 1932-41, '45-50).

Fleck and Williams are the only two Gopher coaches to record nine or more wins in a season three times, as Minnesota posted 11 wins in 2019 and nine in 2021 and 2022 under Fleck (Williams posted at least nine wins in six straight seasons from 1900-1905).

The 11 wins in 2019 were the most for a Minnesota team since 1904 when that year's team went 13-0 under Williams. Fleck is 4-0 in bowl games, and his four bowl wins are the most in school history by a coach (Glen Mason was 3-4 in bowl games at Minnesota).

Fleck guided the Gophers to a 6-3 Big Ten record in 2021 and a 7-2 mark in 2019, making him the first Minnesota coach since Murray Warmath (1960, 1961 and 1967; six wins each) to win at least six conference games more than once.

At Minnesota, Fleck has coached five All-Americans (Antoine Winfield Jr., Rashod Bateman, John Michael Schmitz and Mohamed Ibrahim twice), nine Academic All-Americans (Blaise Andries three times, Sam Renner twice, John Michael Schmitz, Jack Gibbens, Payton Jordahl and Gary Moore) and 327 Academic All-Big Ten performers. He was named Big Ten Coach of the Year in 2019, paced Minnesota to two top-10 wins (Penn State and Auburn) in the same season since 1956 and led Minnesota to its first New Year's Day bowl win (2020 Outback Bowl against Auburn) since 1962. He has also had 12 players selected in the NFL Draft while at Minnesota.

The 2022 season saw Minnesota once against post nine wins as the Gophers went 9-4 overall, which included a bowl win against Syracuse and a road win at rival Wisconsin. Minnesota, which went 5-2 at home, 3-2 on the road and 1-0 in neutral site games, was paced by a stout, family-room defense and a bruising offense that featured two All-Americans.

Minnesota ended the season ranked No. 4 in the nation in scoring defense (13.85), No. 5 in third-down conversion defense (.279) and No. 9 in the nation in total defense (295.1 yards per game).

The 13.85 points allowed per game were the fewest that Minnesota has permitted since 1967 when it allowed 10.6 points per game during the 10-game season. Minnesota posted two shutouts during the season (38-0 against New Mexico State and 31-0 against Rutgers), which is had not done since 2006 and the Gophers were the only team in the nation to shutout two FBS teams in 2022

(Alabama, Georgia and Kansas State each had two shutouts, but one each came against an FCS foe).

First-Team All-American center John Michael Schmitz and Second-Team All-American running back Mohamed Ibrahim paced the Gopher offense, which ranked No. 17 in the nation with 207.3 rushing yards per game. With Schmitz anchoring an offensive line that featured four new starters, Ibrahim set single season records in rushing attempts (320), rushing yards (1,665), rushing touchdowns (20), total touchdowns (20), total points (120) and 100-yard rushing games (10).

The 2022 season also saw three Gophers named either a semifinalist, finalist or winner of a national award. Ibrahim was named Comeback Player of the Year and was also a semifinalist for the Doak Walker Award. Schmitz was a finalist for the Rimington Trophy and was also a semifinalist for the Outland Trophy and the Rotary Lombardi Award. Quarterback Tanner Morgan was a finalist for the Wuerffel Trophy and was a semifinalist for the Jason Witten Collegiate Man of the Year Award.

In 2021, Fleck also became a Wall Street Journal best-selling author when his *Row The Boat* book, which was co-authored with Jon Gordon, peaked at No. 2 on the list in June.

On the field in 2021, Fleck led Minnesota to a 9-4 record and a second place finish in the Big Ten West division with a 6-3 mark. The Gophers beat Wisconsin for the first time at home since 2003 to reclaim Paul Bunyan's Axe and picked up a postseason win against West Virginia in the Guaranteed Rate Bowl.

Minnesota's dominant defense and offensive depth were the stories of the season, as the Gophers won their final three games of the year for the first time since 1973.

The Gophers ended the season with the nation's No. 3 total defense (278.8 yards per game) and the nation's No. 6 scoring defense (17.3 points per game). Minnesota also ended the year ranked fourth in first downs defense (202), eighth in rushing defense (97.5) and eighth in passing yards allowed (181.2). Minnesota held eight opponents to 14 points or less and recorded its first shutout (30-0 road win at Colorado) since 2006 (62-0 against Temple) and its first road shutout of a Power 5 opponent since 1977 (21-0 at Illinois).

On offense, the Gophers boasted the most experienced offensive line in the nation and were a force rushing the ball, despite losing All-American Ibrahim in the first game of the season and playing much of the season without five scholarship running backs. Still, the Gophers were the only team in the nation to have five different running backs all record at least one 100-yard rushing game. In total, Minnesota rushed for 2,575 yards and 27 touchdowns and passed for 2,106 yards and 12 scores.

In 2020, Fleck guided the Gophers to a 3-4 record as Minnesota played an all-Big Ten schedule in the midst of the global Covid-19 pandemic. The Gophers

## HEAD COACH P. J. FLECK

posted wins road wins at Nebraska and Illinois and beat Purdue at home. They suffered overtime setbacks at Maryland and at Wisconsin. The season was highlighted by Big Ten Running Back of the Year Ibrahim, who set school records in season rushing yards per game (153.7) and touchdowns in consecutive games (8). He tied school records in most rushing touchdowns in a game (4), most rushing touchdowns in a first half (4), most rushing touchdowns in one half (4) and consecutive 200-yard rushing games (2).

Ibrahim, who was named Third-Team All-America, rushed 201 times for 1,076 yards and 15 touchdowns (most ever for a junior at Minnesota) in the abbreviated and unusual season. He led Big Ten in the following categories: rushing attempts (201), rushing yards (1,076), rushing yards per game (153.7), rushing touchdowns (15), scoring (90), points per game (12.9) and all-purpose yards per game (168.4).

In 2019, Fleck led Minnesota to historic heights as the Gophers won 11 games for the first time since 1904. Minnesota also won seven Big Ten games for the first time in school history, beat two top-10 teams, won a Jan. 1 bowl game and ended the season ranked No. 10.

Fleck was voted Big Ten Coach of the Year by his fellow conference head coaches and was named AFCA Region 3 Coach of the Year. He was also named a finalist for the George Munger Award, Dodd Trophy, Eddie Robinson Award, Bear Bryant Award and AFCA National Coach of the Year.

Minnesota won four Big Ten games by at least 20 points for the first time since 1934 and beat No. 5 Penn State at home and No. 9 Auburn in the Outback Bowl. That was the first time that Minnesota beat two top 10 teams in the same season since 1956. It was also the first time that Minnesota won a Jan. 1 bowl game since 1962.

The Penn State win was Minnesota's first win against a top-five team since it beat No. 2 Penn State on the road in 1999. It was Minnesota's first home win against a top-five team since it beat No. 1 Michigan 16-0 in 1977. The Outback Bowl victory against Auburn was Minnesota's best ranked nonconference win in school history.

The Gophers ascended to No. 7 in the AP Poll, which was the team's highest ranking since it was No. 5 on Nov. 19, 1962. Minnesota was also ranked No. 8 in the College Football Playoffs, which is its highest CFP ranking in school history. The Gophers ended the year ranked No. 10, which was their best ranking to end a season since 1962.

Minnesota averaged 34.1 points per game, which was the third most in school history, while the defense allowed only 306.6 yards per game.

On offense, Minnesota was led by quarterback Tanner Morgan (All-Big Ten Second Team), running back Rodney Smith (All-Big Ten Second Team) and receivers Tyler Johnson (All-Big Ten First Team) and Rashod Bateman (All-Big Ten First Team). Johnson and Bateman became the first teammates ever to both be named All-Big Ten First Team wide receivers.

Morgan set a slew of single-season school records, including passing yards, passing touchdowns and consecutive games with a touchdown. Smith rushed for more than 1,000 yards and became Minnesota's career leader in all-purpose yards. Johnson set single-season school records in receptions, receiving yards and receiving touchdowns and left Dinkytown as the school's career record holder in receiving yards and touchdowns. Bateman was named Big Ten Receiver of the Year and was one of 12 semifinalists for the Biletnikoff Award as he set program records for a sophomore in receiving yards and touchdowns.

Minnesota's defense was anchored by Antoine Winfield Jr. (All-Big Ten First Team) and Carter Coughlin (All-Big Ten Second Team). Winfield was named the program's seventh Unanimous All-American and was one of five finalists for the Bronko Nagurski Award, which is presented to the best defensive player in the nation. He led Minnesota in tackles and tied a school modern-era record with seven interceptions. Coughlin ended his career as one of the best to ever wear the Maroon and Gold, and he ranks third all-time in sacks and fourth in tackles for loss.

In 2018, Fleck led Minnesota to a 7-6 record and regular-season wins against Wisconsin, Purdue, Indiana, Fresno State, Miami (Ohio) and New Mexico State. The Gophers beat Georgia Tech 34-10 in the Quick Lane Bowl and the 24-point margin of victory was the largest bowl win in school history.

Minnesota also made history when it won the final game of the regular season (Wisconsin) and its bowl game (Georgia Tech), as that was the first time ever that the Gophers won the final game of the season and a bowl game.

Under Fleck, a young Minnesota team beat rival Wisconsin for the first time

since 2003 and for the first time on the road since 1994 to claim Paul Bunyan's Axe. The Gophers also downed Purdue's potent offense, as they held the Boilers to a season low in points (10) and yards (233). Minnesota also beat Fresno State, which finished the season ranked No. 18, to give the Bulldogs one of their two defeats on the season. The win against Fresno State also marked the first time that Minnesota beat a team ranked in the final AP poll since 1999.

The Gophers had 112 players on the roster and 58 (51.7%) were freshmen, which was the most in the nation in 2018. The Gophers had 78 underclassmen (69.6%), which ranked tenth in college football.

Fleck played two freshmen quarterbacks (Zack Annexstad, Tanner Morgan) and both threw for more than 1,200 yards and seven touchdowns. Minnesota's two leading rushers (Mohamed Ibrahim, Bryce Williams) were both freshmen and three of Minnesota top-four receivers (Rashod Bateman, Chris Autman-Bell, Demetrius Douglas) were freshmen. On defense, freshman Terrell Smith led Minnesota with eight pass breakups.

Minnesota set a program record as eight Gophers were named Big Ten Player of the Week (record was tied in 2019), and Tyler Johnson became the first Minnesota receiver ever to record 78 catches, 1,169 yards (single season school record) and 12 (single season school record) touchdowns in a season.

In 2017, Fleck led a young and inexperienced Gopher squad, as 49 of Minnesota's 110 players (44.5%) were freshmen or redshirt freshmen and 76 (69%) were underclassmen. Fleck guided Minnesota to a 5-7 record and those five wins were the most by a first-year Gopher head coach new to the program since the legendary Murray Warmath won seven games in 1954.

Fleck won his Gopher debut against Buffalo, which made him the school's first head coach to win his debut since John Gutekunst in 1986 (before Fleck, Minnesota's six most recent head coaches all lost their first game). Minnesota then posted a dominating 48-14 win at Oregon State, which made Fleck the first Gopher coach to win a true road opener since 1954 when Warmath and the Gophers won 46-7 at Pittsburgh.

Minnesota's 34-point win at Oregon State was the Gophers' 11th largest margin of victory in a road game since 1920 and largest since 2006. The 48 points were the most the Gophers scored on the road since they beat Northwestern 49-21 in 1980.

Minnesota posted three 30-point wins in 2017, as it beat Oregon State by 34, Nebraska by 33 and Middle Tennessee by 31. The last time Minnesota won three games by 30 points in the same season was 2005 when it started the year with three straight with three straight 30-point wins.

The Gophers beat Nebraska 54-21 in Fleck's first season. The 54 points were the most that the Gophers scored in a Big Ten game since they beat Indiana 63-26 in 2006. The 54 points were the 14th most scored by Minnesota since 1946 and the fifth most against a Big Ten opponent in the same timeframe.

Off the field, Fleck and his team can often be found supporting the University of Minnesota Masonic Children's Hospital and host an annual diaper drive during training camp and an annual turkey drive during Thanksgiving to give back to the community. Minnesota has also hosted a canned food drive and school supplies drive under Fleck. In the classroom, Minnesota has posted program record GPAs under Fleck.

Fleck came to Minnesota after spending four years as the head coach at Western Michigan, where he was 30-22 overall and 21-11 in the Mid-American Conference. While leading the Broncos, Fleck authored one of the most memorable turnarounds in college football history. The Broncos were 1-11 in his first year in 2013, but ended the 2016 season with a No. 12 ranking, a 13-1 record, a conference championship and a berth in the Cotton Bowl.

The Broncos were 12-0 in the 2016 regular season and posted wins against Big Ten opponents Northwestern and Illinois. Fleck then led his team to a 29-23 win against Ohio in the Mid-American Conference championship game before ending the season with a narrow bowl game defeat to Wisconsin.

Fleck was named MAC Coach of the Year in 2014 and 2016 and in 2016 he led the Broncos to their first MAC Championship since 1988.

Earning FBS Region 3 Coach of the Year from the American Football Coaches Association, Fleck was also named a finalist for the Eddie Robinson Award and the George Munger Award after Western Michigan became the first team in MAC history to win each of its eight league games by 14 or more points.

Fleck turned Western Michigan into a pipeline for the NFL as well, as seven of his players were taken in NFL Drafts.

Fleck coached receiver Corey Davis and offensive lineman Taylor Moton

# FLECK AT A GLANCE

**Born**

November 29, 1980

**Hometown**

Sugar Grove, Ill.

**High School**

Kaneland High School, 1999

**Alma Mater**

Northern Illinois, 2004

**Family**

Wife: Heather

Sons: Gavin and Carter

Daughters: Paisley (P.J.) and Harper

**Coaching Honors**

**2019**

Big Ten Coach of the Year

AFC Region 3 Coach of the Year

George Munger Award Finalist

Dodd Trophy Finalist

Eddie Robinson Award Finalist

Bear Bryant Award Finalist

AFC National Coach of the Year Finalist

**2016**

Mid-American Conference Coach of the Year

FBS Region 3 Coach of the Year

Eddie Robinson Award finalist

George Munger Award finalist

**2014**

Mid-American Conference Coach of the Year

**YEAR-BY-YEAR HEAD COACHING RECORD**

Year	School	Overall	Conference	Postseason
2013	Western Michigan	1-11	1-7 (MAC)	-
2014	Western Michigan	8-5	6-2 (MAC)	Famous Idaho Potato Bowl (L)
2015	Western Michigan	8-5	6-2 (MAC)	Bahamas Bowl (W)
2016	Western Michigan	13-1	8-0 (MAC)	Cotton Bowl (L)
2017	Minnesota	5-7	2-7 (BIG)	-
2018	Minnesota	7-6	3-6 (BIG)	Quick Lane Bowl (W)
2019	Minnesota	11-2	7-2 (BIG)	Outback Bowl (W)
2020	Minnesota	3-4	3-4 (BIG)	-
2021	Minnesota	9-4	6-3 (BIG)	Guaranteed Rate Bowl (W)
2022	Minnesota	9-4	5-4 (BIG)	PinStripe Bowl (W)
<b>Western Michigan</b>		<b>30-22</b>	<b>21-11 (MAC)</b>	<b>1-2</b>
<b>Minnesota</b>		<b>44-27</b>	<b>26-26 (BIG)</b>	<b>4-0</b>
<b>Overall</b>		<b>74-49</b>	<b>47-37</b>	<b>5-2</b>

**Coaching Experience**

Jan. 6, 2017-present: Minnesota, Head Coach  
 2013-17: Western Michigan, Head Coach  
 2012: Tampa Bay Buccaneers, Wide Receivers  
 2010-11: Rutgers, Wide Receivers  
 2009: Northern Illinois, Recruiting Coordinator, Wide Receivers  
 2007-08: Northern Illinois, Wide Receivers  
 2006: Ohio State, Graduate Assistant

**Playing Experience**

2004-05: San Francisco 49ers (wide receiver)  
 1999-2003: Northern Illinois (wide receiver)

**NFL Draft Picks Who Played For Fleck**

*Minnesota (head coach)*

2023 John Michael Schmitz, OL, Round 2, Pick 57, New York Giants  
 2023 Jordan Howden, DB, Round 5, Pick 146, New Orleans Saints  
 2023 Terrell Smith, DB, Round 5, Pick 165, Chicago Bears  
 2022 Boye Mafe, LB, Round 2, Pick 40, Seattle Seahawks  
 2022 Daniel Faalele, OL, Round 4, Pick 110, Baltimore Ravens  
 2022 Ezezi Otomewo, DL, Round 5, Pick 165, Minnesota Vikings  
 2022 Ko Kieft, TE, Round 6, Pick 218, Tampa Bay Buccaneers  
 2021 Rashod Bateman, WR, Round 1, Pick 27, Baltimore Ravens  
 2021 Benjamin St-Juste, DB, Round 3, Pick 74, Washington Football Team  
 2020 Antoine Winfield Jr., DB, Round 2, Pick 45, Tampa Bay Buccaneers  
 2020 Tyler Johnson, WR, Round 5, Pick 161, Tampa Bay Buccaneers  
 2020 Kamal Martin, LB, Round 5, Pick 175, Green Bay Packers  
 2020 Carter Coughlin, LB, Round 7, Pick 218, New York Giants  
 2020 Chris Williamson, DB, Round 7, Pick 247, New York Giants  
 2019 Blake Cashman, LB, Round 5, Pick 157, New York Jets

*Western Michigan (head coach)*

2018 Chukwuma Okorafor, OT, Round 3, Pick 92, Pittsburgh Steelers  
 2018 Darius Phillips, DB, Round 5, Pick 170, Cincinnati Bengals  
 2017 Corey Davis, WR, Round 1, Pick 5, Tennessee Titans  
 2017 Taylor Moton, OT, Round 2, Pick 64, Carolina Panthers  
 2017 Keion Adams, LB, Round 7, Pick 248, Pittsburgh Steelers  
 2016 Willie Beavers, OT, Round 4, Pick 121, Minnesota Vikings  
 2016 Daniel Braverman, WR, Round 7, Pick 230, Chicago Bears  
*Rutgers (wide receivers coach)*  
 2012 Mohamed Sanu, WR, Round 3, Pick 83, Cincinnati Bengals

while at Western Michigan. Davis, who was the first Consensus All-American in Western Michigan history, caught 91 passes for 1,427 yards and 18 touchdowns in 2016. He ended his career with 5,212 yards in four seasons, which made him the Football Bowl Subdivision all-time career receiving record holder. Davis, who was selected fifth overall in the 2017 NFL Draft, joined Randy Moss as the only Mid-American Conference receiver to be drafted in the first round. Moton signed one of the NFL's most lucrative contracts (four-year, \$72 million) for an offensive lineman in July 2021.

Off the field, Western Michigan had a program-record seven student-athletes named to the 2016 MAC Distinguished Scholar Athlete team and the Bronco team posted a 3.14 program GPA in Fleck's last semester at the school.

Prior to his time at Western Michigan, Fleck served as the wide receivers coach for the NFL's Tampa Bay Buccaneers in 2012 and coached the receivers at Rutgers from 2010-11. He coached receivers and was the recruiting coordinator at Northern Illinois in 2009 and tutored the receivers for the Huskies from 2007-08. Fleck's coaching career began at Ohio State as a graduate assistant in 2006.

Fleck played receiver at Northern Illinois from 1999-2003 and helped lead the Huskies to a No. 10 ranking, a 10-2 record and wins against Maryland, Alabama and Iowa State in his final season. He ranks in the top five in Northern Illinois history in career receptions (179) and receiving yards (2,162). Fleck holds the school record for punt returns (87) and ranks second in punt return yards (716). He earned First Team All-Mid-American Conference in 2003 and was named Academic All-MAC and Second Team CoSIDA Academic All-American. He graduated in 2004 with a bachelor's degree in elementary education.

Fleck played the 2004-05 seasons with the NFL's San Francisco 49ers. He signed with the 49ers as a free agent in 2004 and spent most of his time on the practice squad before seeing action against New England late in the season. He spent the 2005 season on the injured reserve roster and in 2006 he stopped playing professionally and started his coaching career.

Fleck and his wife, Heather, have four children: Gavin, Carter, Paisley (P.J.) and Harper.



COACHING STAFF



**JOE ROSSI**

Defensive Coordinator / Linebackers  
Alma Mater: Allegheny College (2001)

**SIXTH SEASON**



**MATT SIMON**

Co-Offensive Coord. / Wide Receivers  
Alma Mater: Northern Illinois (2008)

**SEVENTH SEASON**



**DANNY COLLINS**

Safeties / Pass Game Coordinator  
Alma Mater: Western Michigan (2014)

**SECOND SEASON**



**BRIAN CALLAHAN**

Run Game Coordinator / Offensive Line  
Alma Mater: Eastern Illinois (1992)

**SEVENTH SEASON**



**GREG HARBAUGH JR.**

Co-Offensive Coord. / Quarterbacks  
Alma Mater: Averett (2009)


**SECOND SEASON**



**ROB WENGER**

Special Teams Coord. / Rush Ends  
Alma Mater: Colgate (2008)

**SEVENTH SEASON**



**WINSTON DeLATTIBOUDERE III**

Defensive Line / Newcomer Coord.  
Alma Mater: Minnesota (2019)

**FIRST SEASON**



**NICK MONROE**

Cornerbacks / Co-Defensive Coord.  
Alma Mater: St. Cloud State (2001)

**FIRST SEASON**



**NIC MCKISSIC-LUKE**

Running Backs  
Alma Mater: Alabama A&M (2006)

**FIRST SEASON**



**ANDREW SOWDER**

Tight Ends  
Alma Mater: Baylor (2011)

**FIRST SEASON**

## SUPPORT STAFF



**DAN NICHOL**  
Head Strength and Conditioning



**BEN SCHUMACHER**  
Assistant Director of Athletic Performance



**WILLIE JONES**  
Assistant Director of Athletic Performance




**TROY THOMPSON**  
Assistant Director of Athletic Performance



**QUINTON MILLER**  
Athletic Performance Graduate Assistant



**GERRIT CHERNOFF**  
Assistant AD / General Manager



**DANIEL IFFT**  
Director of Football Operations



**NORRIS WILSON**  
Director of Player Development



**AUSTIN STARNES**  
Director of Internal Operations




**EMILY LITWIN**  
Chief Administrative Officer / Family Liaison



**MARCUS HENDRICKSON**  
Director of Player Personnel



**JOHN SCHAECKEL**  
Director of Recruiting / Minnesota HS Liaison



**KRAMER COOK**  
Director of Recruiting Operation



**JENNA THOMPSON**  
Director of On-Campus Recruiting



**CHASE GALLAGHER**  
Director of Recruiting Management



**ANDREW SMITH**  
Assistant for Personnel & Recruiting



**CHANDLER BUNING**  
Assistant for Recruiting and Administration



**NICK LEE**  
Recruiting Assistant



**TANNER SNUSTEAD**  
Recruiting Assistant



**MATT CHILDERS**  
Director of Video Services



**DYLAN COX**  
Assistant Director of Video Services



**JOHN GARGIULO**  
Football Creative Director



**DENNIS DOTTIN-CARTER**  
Senior Defensive Analyst



**ERIC KOEHLER**  
Senior Offensive Analyst

## SUPPORT STAFF



**ANDREW  
BINDELGLASS**

Defensive Quality  
Control



**BRIAN  
SHEEHAN**

Offensive Quality  
Control



**RYAN  
SMITH**

Special Teams Quality  
Control



**CHRISTIAN  
PAWOLA**

Defensive Graduate  
Assistant



**MALIK  
HOLLINGS**

Defensive Graduate  
Assistant



**ANGEL  
MATUTE**

Offensive Graduate  
Assistant



**ISAIAH  
WALKER**

Offensive Graduate  
Assistant



**KEEGAN  
O'HARA**

Offensive Analyst



**MIKE  
SYPNIAK**

Head Athletic Trainer



**JOE  
WISNIEWSKI**

Assistant Athletic  
Trainer



**ASHLEY  
STRAZDAS**

Assistant Athletic  
Trainer



**KATIE  
CHEN**

Assistant Athletic  
Trainer



**RACHEL  
STARK**

Assistant Director of  
Nutrition



**BRADY  
GAGNON**

Head Equipment  
Manager



**PAUL  
ANDERSON**

Assistant Equipment  
Manager



**PAUL  
ROVNAK**

Senior Associate AD /  
Communications



**KARL  
ANDERSON**

Associate Director /  
Communications



**VICTORIA  
AHLBRECHT**

Social Media Strategist



**MILLS  
ARMBRUSTER**

Assistant Athletics  
Director / Marketing



**DR. CARLY  
ANDERSON**

Director of Sports  
Psychology Services



**JACKI  
LIENESCH**

Lindahl Academic  
Center Sr. Associate  
Director / Director of  
Football



**ROBERT  
DAY**

Lindahl Academic  
Center Assistant  
Director



# 2022 SEASON REVIEW

# 2022 SEASON REVIEW

## 2022 RESULTS/ATTENDANCE

**OVERALL: 9-4 (HOME: 5-2, ROAD: 3-2, NEUTRAL: 1-0) // BIG TEN CONFERENCE: 5-4 (HOME: 2-2, ROAD: 3-2)**

DATE	OPPONENT	SITE	RESULT	SCORE	RECORD	DURATION	ATTENDANCE
09/01/2022	New Mexico State	Huntington Bank Stadium	W	38-0	1-0, 0-0	03:03	44,012
09/10/2022	Western Illinois	Huntington Bank Stadium	W	62-10	2-0, 0-0	03:23	43,859
09/17/2022	Colorado	Huntington Bank Stadium	W	49-7	3-0, 0-0	03:19	42,101
09/24/2022	at Michigan State	East Lansing, Mich.	W	34-7	4-0, 1-0	03:12	74,587
10/01/2022	Purdue	Huntington Bank Stadium	L	10-20	4-1, 1-1	03:20	48,288
10/15/2022	at Illinois	Champaign, Ill.	L	14-26	4-2, 1-2	03:14	45,683
10/22/2022	at Penn State	University Park, Pa.	L	17-45	4-3, 1-3	03:19	109,813
10/29/2022	Rutgers	Huntington Bank Stadium	W	31-0	5-3, 2-3	03:10	49,368
11/05/2022	at Nebraska	Lincoln, Neb.	W	20-13	6-3, 3-3	03:36	86,284
11/12/2022	Northwestern	Huntington Bank Stadium	W	31-3	7-3, 4-3	03:02	41,686
11/19/2022	Iowa	Huntington Bank Stadium	L	10-13	7-4, 4-4	03:10	45,816
11/26/2022	at Wisconsin	Madison, Wis.	W	23-16	8-4, 5-4	03:34	75,728
12/29/2022	vs. Syracuse	Bronx, New York	W	28-20	9-4, 5-4	03:26	31,131

## TEAM STATISTICS

	MINNESOTA	OPPONENTS
<b>SCORING</b>	<b>367</b>	<b>180</b>
Points Per Game	28.2	13.9
<b>FIRST DOWNS</b>	<b>281</b>	<b>199</b>
Rushing	162	79
Passing	105	109
Penalty	14	11
<b>RUSHING</b>	<b>2695</b>	<b>1417</b>
Yards Gained	2907	1618
Yards Lost	212	201
Attempts	581	376
Average Per Attempt	4.6	3.8
Avg. Per Game	207.3	109.0
Touchdowns	33	10
<b>PASSING</b>	<b>2369</b>	<b>2419</b>
Att-Comp-Int	281-172-9	396-230-14
Avg. Per Attempt	8.43	6.11
Avg. Per Game	182.23	186.08
Touchdowns	12	8
<b>TOTAL OFFENSE</b>	<b>5064</b>	<b>3836</b>
Total Plays	862	772
Avg. Per Play	5.87	4.97
Avg. Per Game	389.5	295.08
Touchdowns	46	18
<b>RETURNS</b>		
Kickoff: Average	23.61	21.56
Kickoff: Total	23-543	9-194
Punt: Average	6.00	4.73
Punt: Total	13-78	11-52
INT: Average	14.36	12.00
INT: Total	14-201	9-108
<b>KICKING</b>		
Punt: Avg. Yards Per Game	40.34	43.36
Punt: Net Average	37.4	41.0
Punt: Total Yards	47-1896	66-2862
FG: Good-Attempts	15-18	18-18
Onside Kicks	0-0	0-1
<b>PENALTIES</b>	<b>46-413</b>	<b>64-538</b>
Avg. Per Game	31.77	41.38
<b>TIME OF POSSESSION</b>	<b>34:32</b>	<b>25:28</b>
<b>MISCELLANEOUS</b>		
3rd Down Conversions	87-167 (52.10%)	46-165 (27.88%)
4th Down Conversions	6-11 (54.55%)	15-27 (55.56%)
Fumbles-Lost	7-4	9-4
Sacks-Yards Lost	19-118	15-101
PAT: Good-Attempts	46-46	18-18
Misc. Yards	0	0
Red Zone: Attempts-Scores	46-54	25-28
Red Zone: Touchdowns	37-54	12-28
<b>ATTENDANCE</b>	<b>315130</b>	<b>392095</b>
Games / Avg per game	7/45019	5/78419
Neutral site games	-	1/31131

### SCORE BY QUARTERS

	1st	2nd	3rd	4th	OT	Total
Minnesota	66	120	96	85	0	367
Opponents	43	36	44	57	0	180

### RUSHING

Player	GP	Att.	Gain	Loss	Net	Avg.	TD	Long	YPG
Mohamed Ibrahim	12	320	1711	46	1665	5.2	20	54	138.8
Trey Potts	12	101	496	25	471	4.7	3	40	39.5
Bryce Williams	13	51	254	5	249	4.9	3	22	19.2
Athan Kaliakmanis	11	34	193	53	140	4.1	1	23	12.7
Tanner Morgan	9	34	113	58	55	1.6	4	15	6.1
Preston Jelen	10	5	40	1	39	7.8	1	30	3.9
Zach Evans	1	6	29	0	29	4.8	1	12	29.0
Cole Kramer	8	6	27	0	27	4.5	0	11	3.4
Jordan Nubin	10	9	27	1	26	2.9	0	7	2.6
Max Grand	2	6	14	2	12	2.0	0	4	6.0
Michael Brown-Stephens	12	1	3	0	3	3.0	0	3	0.3
Team	13	8	0	21	-21	-2.6	0	0	-1.6
<b>Total</b>	<b>13</b>	<b>581</b>	<b>2907</b>	<b>212</b>	<b>2695</b>	<b>4.6</b>	<b>33</b>	<b>54</b>	<b>207.3</b>
<b>Opponents</b>	<b>13</b>	<b>376</b>	<b>1618</b>	<b>201</b>	<b>1417</b>	<b>3.8</b>	<b>10</b>	<b>68</b>	<b>109.0</b>

### PASSING

Player	G	Effic	Cmp-Att-Int	Pct.	Yards	TD	Long	Avg/G
Tanner Morgan	9	151.7	107-160-5	66.9%	1382	9	66	153.6
Athan Kaliakmanis	11	127.4	60-111-4	54.1%	946	3	49	86.0
Cole Kramer	8	105.6	5-8-0	62.5%	41	0	18	5.1
Team	13	0.0	0-2-0	0.0%	0	0	0	0.0
<b>Total</b>	<b>13</b>	<b>139.7</b>	<b>172-281-9</b>	<b>61.2%</b>	<b>2369</b>	<b>12</b>	<b>66</b>	<b>182.2</b>
<b>Opponents</b>	<b>13</b>	<b>108.5</b>	<b>230-396-15</b>	<b>58.1%</b>	<b>2419</b>	<b>8</b>	<b>58</b>	<b>186.1</b>

### RECEIVING

Player	G	No.	Yds	Avg	TD	Long	Avg/G
Brevyn Spann-Ford	13	42	497	11.8	2	45	38.2
Daniel Jackson	11	37	557	15.1	5	66	50.6
Michael Brown-Stephens	12	22	338	15.4	0	49	28.2
Dylan Wright	12	17	280	16.5	1	42	23.3
Chris Autman-Bell	3	11	214	19.5	1	54	71.3
Le'Meke Brockington	13	11	203	18.5	1	45	15.6
Bryce Williams	13	11	91	8.3	0	19	7.0
Mohamed Ibrahim	12	7	50	7.1	0	17	4.2
Clay Geary	13	6	85	14.2	1	26	6.5
Trey Potts	12	3	23	7.7	0	14	1.9
Nick Kallerup	13	2	22	11.0	1	16	1.7
Jameson Geers	8	2	12	6.0	0	8	1.5
Kristen Hoskins	2	1	-3	-3.0	0	0	-1.5
<b>Total</b>	<b>13</b>	<b>172</b>	<b>2369</b>	<b>13.8</b>	<b>12</b>	<b>66</b>	<b>182.2</b>
<b>Opponents</b>	<b>13</b>	<b>230</b>	<b>2414</b>	<b>10.5</b>	<b>8</b>	<b>58</b>	<b>185.7</b>

# 2022 SEASON REVIEW

## TOTAL OFFENSE

Player	G	Plays	Rush	Pass	Total	Avg/G
Mohamed Ibrahim	12	320	1665	0	1665	138.8
Tanner Morgan	9	194	55	1382	1437	159.7
Athan Kaliakmanis	11	145	140	946	1086	98.7
Trey Potts	12	101	471	0	471	39.3
Bryce Williams	13	51	249	0	249	19.2
Cole Kramer	8	14	27	41	68	8.5
Preston Jelen	12	5	39	0	39	3.3
Zach Evans	1	6	29	0	29	29.0
Jordan Nubin	10	9	26	0	26	2.6
Max Grand	2	6	12	0	12	6.0
Michael Brown-Stephens	12	1	3	0	3	0.3
Team	13	0	-21	0	-21	-1.6
<b>Total</b>	<b>13</b>	<b>862</b>	<b>2695</b>	<b>2369</b>	<b>5064</b>	<b>389.5</b>
<b>Opponents</b>	<b>13</b>	<b>772</b>	<b>1417</b>	<b>2419</b>	<b>3836</b>	<b>295.1</b>

## SCORING

Player	TD	-----PATs-----						Pts.		
		FGs	Saf.	Kick	Rush	Rcv	Pass		DXP	
Mohamed Ibrahim	20	0	0	0	0	0	0	0	120	
Trickett, Matthew	0	15-18	0	46-46	0-0	0	0	0	0	91
Daniel Jackson	5	0	0	0-0	0-0	0	0	0	0	30
Tanner Morgan	4	0	0	0-0	0-0	0	0	0	0	24
Trey Potts	3	0	0	0-0	0-0	0	0	0	0	18
Bryce Williams	3	0	0	0-0	0-0	0	0	0	0	18
Brevyn Spann-Ford	2	0	0	0-0	0-0	0	0	0	0	12
Chris Autman-Bell	1	0	0	0-0	0-0	0	0	0	0	6
Le'Meke Brockington	1	0	0	0-0	0-0	0	0	0	0	6
Bryson, Coleman	1	0	0	0-0	0-0	0	0	0	0	6
Zach Evans	1	0	0	0-0	0-0	0	0	0	0	6
Clay Geary	1	0	0	0-0	0-0	0	0	0	0	6
Preston Jelen	1	0	0	0-0	0-0	0	0	0	0	6
Athan Kaliakmanis	1	0	0	0-0	0-0	0	0	0	0	6
Nick Kallerup	1	0	0	0-0	0-0	0	0	0	0	6
Dylan Wright	1	0	0	0-0	0-0	0	0	0	0	6
<b>Total</b>	<b>46</b>	<b>15-18</b>	<b>0</b>	<b>46-46</b>	<b>0-0</b>	<b>0</b>	<b>0</b>	<b>0-0</b>	<b>0</b>	<b>367</b>
<b>Opponents</b>	<b>18</b>	<b>18-18</b>	<b>0</b>	<b>18-18</b>	<b>0-0</b>	<b>0</b>	<b>0</b>	<b>0-0</b>	<b>0</b>	<b>180</b>

## PUNT RETURNS

Player	No.	Yds	Avg	TD	Long
Quentin Redding	13	78	6.0	0	20
<b>Total</b>	<b>13</b>	<b>78</b>	<b>6.0</b>	<b>0</b>	<b>20</b>
<b>Opponents</b>	<b>11</b>	<b>52</b>	<b>4.7</b>	<b>0</b>	<b>27</b>

## KICKOFF RETURNS

Player	No.	Yds	Avg	TD	Long
Quentin Redding	20	508	25.4	0	92
Clay Geary	2	18	9.0	0	10
Derik LeCaptain	1	17	17.0	0	17
<b>Total</b>	<b>23</b>	<b>543</b>	<b>23.6</b>	<b>0</b>	<b>92</b>
<b>Opponents</b>	<b>9</b>	<b>194</b>	<b>21.6</b>	<b>0</b>	<b>35</b>

## FUMBLE RETURNS

Player	No.	Yds	Avg	TD	Long
Jalen Logan-Redding	2	0	0.0	0	0
Justin Walley	1	5	5.0	0	5
Jah Joyner	1	0	0.0	0	0
<b>Total</b>	<b>4</b>	<b>5</b>	<b>1.3</b>	<b>0</b>	<b>5</b>
<b>Opponents</b>	<b>4</b>	<b>0</b>	<b>0.0</b>	<b>0</b>	<b>0</b>

## INTERCEPTION RETURNS

Player	No.	Yds	Avg	TD	Long
Tyler Nubin	4	43	10.8	0	32
Justin Walley	3	65	21.7	0	37
Terrell Smith	2	8	4.0	0	8
Jordan Howden	2	0	0.0	0	0
Coleman Bryson	1	70	70.0	1	70
Ryan Stapp	1	8	8.0	0	8
Danny Striggow	1	7	7.0	0	7
<b>Total</b>	<b>14</b>	<b>201</b>	<b>14.4</b>	<b>1</b>	<b>70</b>
<b>Opponents</b>	<b>9</b>	<b>108</b>	<b>12.0</b>	<b>0</b>	<b>42</b>

## ALL-PURPOSE YARDAGE

Player	G	Rush	Rec	PR	KOR	IR	Tot	Avg/G
Mohamed Ibrahim	12	1665	50	0	0	0	1715	142.9
Quentin Redding	13	0	0	78	508	0	586	45.1
Daniel Jackson	11	0	557	0	0	0	557	50.6
Brevyn Spann-Ford	13	0	497	0	0	0	497	38.2
Trey Potts	12	471	23	0	0	0	494	41.2
Michael Brown-Stephens	12	3	338	0	0	0	341	28.4
Bryce Williams	13	249	91	0	0	0	340	26.2
Dylan Wright	12	0	280	0	0	0	280	23.3
Chris Autman-Bell	3	0	214	0	0	0	214	71.3
Le'Meke Brockington	13	0	203	0	0	0	203	15.6
Athan Kaliakmanis	11	140	0	0	0	0	140	12.7
Clay Geary	13	0	85	0	18	0	103	7.9
Coleman Bryson	5	0	0	0	0	70	70	14.0
Justin Walley	13	0	0	0	0	65	65	5.0
Tanner Morgan	9	55	0	0	0	0	55	6.1
Tyler Nubin	11	0	0	0	0	43	43	3.9
Preston Jelen	12	39	0	0	0	0	39	3.3
Zach Evans	1	29	0	0	0	0	29	29.0
Cole Kramer	8	27	0	0	0	0	27	3.4
Jordan Nubin	10	26	0	0	0	0	26	2.6
Nick Kallerup	13	0	22	0	0	0	22	1.7
Derik LeCaptain	13	0	0	0	17	0	17	1.3
Max Grand	2	12	0	0	0	0	12	6.0
Jameson Geers	9	0	12	0	0	0	12	1.3
Ryan Stapp	11	0	0	0	0	8	8	0.7
Terrell Smith	13	0	0	0	0	8	8	0.6
Danny Striggow	11	0	0	0	0	7	7	0.6
Kristen Hoskins	2	0	-3	0	0	0	-3	-1.5
Team	13	-21	0	0	0	0	-21	-1.6
<b>Total</b>	<b>13</b>	<b>2695</b>	<b>2369</b>	<b>78</b>	<b>543</b>	<b>201</b>	<b>5886</b>	<b>452.8</b>
<b>Opponents</b>	<b>13</b>	<b>1417</b>	<b>2414</b>	<b>52</b>	<b>194</b>	<b>108</b>	<b>4185</b>	<b>321.9</b>

## PUNTING

Player	No.	Yds	Avg	Long	TB	FC	I20	50+	Blkd
Mark Crawford	46	1868	40.6	55	3	21	15	5	0
Team	1	28	28.0	0	0	0	0	0	1
<b>Total</b>	<b>47</b>	<b>1896</b>	<b>40.3</b>	<b>55</b>	<b>3</b>	<b>21</b>	<b>15</b>	<b>5</b>	<b>1</b>
<b>Opponents</b>	<b>66</b>	<b>2862</b>	<b>43.4</b>	<b>77</b>	<b>4</b>	<b>26</b>	<b>13</b>	<b>15</b>	<b>0</b>

## KICKOFFS

Player	No.	Yds	Avg	TB	OB
Dragan Kesich	71	4586	64.6	59	0
Matthew Trickett	1	25	25.0	0	0
<b>Total</b>	<b>72</b>	<b>4611</b>	<b>64.0</b>	<b>59</b>	<b>0</b>
<b>Opponents</b>	<b>48</b>	<b>2953</b>	<b>61.5</b>	<b>13</b>	<b>3</b>

## FIELD GOALS

Player	FGM-FGA	Pct	01-19	20-29	30-39	40-49	50+	Lg	Blk
Matthew Trickett	15-18	83.3	0-0	6-7	3-4	5-6	1-1	50	0
<b>Opponents</b>	<b>18-18</b>	<b>100.0</b>	<b>0-0</b>	<b>6-6</b>	<b>6-6</b>	<b>6-6</b>	<b>0-0</b>	<b>47</b>	<b>0</b>

# 2022 SEASON REVIEW

## DEFENSIVE STATISTICS

#	Player	GP	Solo	Ast	Total	TFL/Yds	Sacks	Int	PBU	QBH	FR	FF	Blk	Saf
55	Mariano Sori-Marin	13	45	43	88.0	6.0-15	1.5-9	0	3	1	0	0	0	0
45	Cody Lindenberg	13	46	25	71.0	4.0-9	1.0-2	0	2	1	0	0	0	0
23	Jordan Howden	13	40	18	58.0	3.5-6	0-0	2-0	5	0	0	0	0	0
27	Tyler Nubin	11	37	18	55.0	2.0-6	0-0	4-43	3	0	0	1	0	0
5	Justin Walley	13	28	11	39.0	0-0	0-0	3-65	2	0	1-5	1	0	0
4	Terrell Smith	13	34	4	38.0	4.5-29	2.0-24	2-8	5	0	0	1	0	0
93	Kyler Baugh	13	13	23	36.0	1.5-4	1.0-4	0	1	1	0	0	0	0
8	Thomas Rush	13	20	14	34.0	2.5-13	1.5-11	0	2	1	0	1	0	0
14	Braelen Oliver	12	14	19	33.0	1.5-3	0.5-2	0	1	0	0	0	0	0
17	Beanie Bishop	13	20	9	29.0	1.0-5	1.0-5	0	1	0	0	0	0	0
11	Michael Dixon	12	15	13	28.0	1.5-2	0-0	0	3	0	0	0	0	0
92	Danny Striggow	11	13	7	20.0	4.5-26	3.5-23	1-7	2	0	0	0	0	0
1	Trill Carter	13	10	9	19.0	2.0-6	1.5-5	0	0	3	0	0	0	0
15	Donald Willis	13	12	7	19.0	0-0	0-0	0	0	0	0	0	0	0
97	Jalen Logan-Redding	13	10	8	18.0	3.0-17	1.0-14	0	1	4	2-0	0	0	0
17	Jah Joyner	13	9	6	15.0	2.5-12	1.5-9	0	1	6	1-0	0	0	0
12	Darius Green	13	11	2	13.0	1.0-2	0-0	0	0	0	0	0	0	0
22	Ryan Stapp	11	12	1	13.0	1.0-8	1.0-8	1-8	0	0	0	0	0	0
35	Derek LeCaptain	13	10	2	12.0	0-0	0-0	0	1	0	0	0	0	0
16	Coleman Bryson	5	8	1	9.0	0-0	0-0	1-70	1	0	0	0	0	0
90	Darnell Jefferies	13	4	2	6.0	0-0	0-0	0	0	0	0	0	0	0
46	Lucas Finnessy	11	3	2	5.0	1.0-1	1.0-1	0	0	0	0	0	0	0
0	Jalen Glaze	10	3	2	5.0	0-0	0-0	0	0	0	0	0	0	0
2	Gage Keys	8	2	3	5.0	0-0	0-0	0	0	1	0	0	0	0
91	Deven Eastern	6	2	2	4.0	1.0-1	0-0	0	1	0	0	0	0	0
96	Logan Richter	11	2	2	4.0	0-0	0-0	0	1	0	0	0	0	0
99	Lorenza Surgers	6	2	2	4.0	1.0-1	1.0-1	0	0	0	0	0	0	0
29	Josh Aune	13	3	0	3.0	1.0-2	0-0	0	0	0	0	0	0	0
3	Austin Booker	6	1	1	2.0	1.0-1	0-0	0	0	0	0	0	0	0
88	Brevyn Spann-Ford	13	1	1	2.0	0-0	0-0	0	0	0	0	0	0	0
24	Tariq Watson	1	2	0	2.0	0-0	0-0	0	0	0	0	0	0	0
37	Brady Weeks	13	1	1	2.0	0-0	0-0	0	0	0	0	0	0	0
13	Devon Williams	7	0	2	2.0	0-0	0-0	0	0	0	0	0	0	0
32	Maverick Baranowski	4	1	0	1.0	0-0	0-0	0	0	0	0	0	0	0
24	Mohamed Ibrahim	12	1	0	1.0	0-0	0-0	0	0	0	0	0	0	0
25	Preston Jelen	10	1	0	1.0	0-0	0-0	0	0	0	0	0	0	0
8	Athan Kaliakmanis	11	0	1	1.0	0-0	0-0	0	0	0	0	0	0	0
62	Jacob Schuster	5	0	1	1.0	0-0	0-0	0	0	0	0	0	0	0
80	Anthony Smith	2	1	0	1.0	0-0	0-0	0	0	0	0	0	0	0
5	Dylan Wright	12	1	0	1.0	0-0	0-0	0	0	0	0	0	0	0
<b>Total</b>		<b>13</b>	<b>438</b>	<b>262</b>	<b>700.0</b>	<b>47.0-169</b>	<b>19.0-118</b>	<b>14-201</b>	<b>36</b>	<b>18</b>	<b>4-5</b>	<b>4</b>	<b>0</b>	<b>0</b>
<b>Opponents</b>		<b>13</b>	<b>514</b>	<b>420</b>	<b>934.0</b>	<b>57.0-192</b>	<b>15.0-101</b>	<b>9-108</b>	<b>36</b>	<b>22</b>	<b>4-0</b>	<b>5</b>	<b>1</b>	<b>0</b>

# 2022 SEASON REVIEW

## TEAM GAME-BY-GAME COMPARISON (MINNESOTA/OPPONENT)

Opponent	Score	1st Downs	Rushing	Passing	Penalty	Rushes-Yds	C-A-I	Pass Yds	Total Plays-Yds	Return Yds	TOs
New Mexico St.	38-0	31/6	22/2	9/3	0/1	57-297 / 21-38	16-23-0 / 4-12-1	188/53	80-485 / 33-91	22/0	0/1
Western Ill.	62-10	34/8	16/1	15/6	3/1	52-307 / 19-35	18-25-0 / 16-32-1	372/159	77-679 / 51-194	23/50	5/1
Colorado	49-7	29/14	21/10	7/4	1/0	52-334 / 34-136	12-20-1 / 10-24-0	166/90	72-500 / 88-226	14/19	1/1
Michigan St.	34-7	32/14	14/4	16/10	2/0	48-240 / 14-38	23-26-0 / 23-31-2	268/202	74-508 / 45-240	15/0	1/3
Purdue	10-20	14/18	3/7	10/9	1/2	26-44 / 27-160	18-33-3 / 27-40-2	257/199	59-301 / 67-359	49/74	3/3
Illinois	14-26	12/27	7/13	3/13	2/1	24-142 / 54-220	6-18-3 / 25-32-0	38/252	42-180 / 86-472	168/18	3/0
Penn State	17-45	16/24	10/10	6/13	0/1	46-165 / 34-175	9-22-1 / 24-33-1	175/304	68-340 / 67-479	76/31	1/1
Rutgers	31-0	21/7	14/1	6/5	1/1	53-253 / 21-48	14-21-0 / 9-24-2	122/86	74-375 / 45-134	32/16	0/3
Nebraska	20-13	18/13	11/8	7/5	0/0	45-125 / 35-146	12-20-0 / 11-25-1	175/121	65-300 / 60-267	79/0	0/1
Northwestern	31-3	22/10	19/3	1/6	2/1	58-302 / 22-72	7-13-0 / 15-32-2	64/206	71-366 / 54-278	31/-4	1/2
Iowa	10-13	17/13	13/3	4/10	0/0	50-312 / 28-59	7-15-1 / 15-24-0	87/221	65-399 / 52-280	66/54	2/0
Wisconsin	23-16	21/18	7/6	13/10	1/2	37-97 / 33-143	19-29-0 / 18-33-1	319/191	66-416 / 66-334	64/-1	0/1
Syracuse	28-20	14/27	5/11	8/15	1/1	33-77 / 34-147	11-16-0 / 33-52-1	138/335	49-215 / 86-482	188/97	0/1

Opponent	3rd Down	4th Down	Time Poss	Margin	Yds/Rush	Yds/Pass	Yds/Play	Punts-Avg	Penalty Yds
New Mexico St.	11-14 / 2-9	0-0 / 0-0	44:30 / 15:30	29:00	5.2 / 1.8	8.2 / 4.4	6.1 / 2.8	1-31.0 / 6-41.0	3-35 / 5-35
Western Ill.	7-11 / 1-13	1-1 / 0-2	39:13 / 20:47	18:26	5.9 / 1.8	14.9 / 5.0	8.8 / 3.8	1-46.0 / 8-42.8	3-28 / 9-63
Colorado	13-15 / 1-12	0-1 / 4-5	36:07 / 23:53	12:14	6.4 / 4.0	8.3 / 3.8	6.9 / 3.9	1-24.0 / 6-37.8	4-25 / 4-35
Michigan St.	10-12 / 2-8	0-0 / 1-2	42:30 / 17:30	24:59	5.0 / 2.7	10.3 / 6.5	6.9 / 5.3	0-0 / 4-50.8	7-65 / 6-65
Purdue	4-12 / 4-14	0-1 / 0-0	27:38 / 32:22	-4:44	1.7 / 5.9	7.8 / 5.0	5.1 / 5.4	5-43.0 / 5-46.6	3-30 / 4-55
Illinois	2-7 / 6-17	1-1 / 4-4	19:56 / 40:04	-20:08	5.9 / 4.1	2.1 / 7.9	4.3 / 5.5	4-40.3 / 3-39.7	2-20 / 6-56
Penn State	2-13 / 5-11	2-3 / 1-1	31:30 / 28:30	3:00	3.6 / 5.1	8.0 / 9.2	5.0 / 7.1	7-42.7 / 4-42.3	8-52 / 4-35
Rutgers	12-18 / 2-10	1-1 / 1-2	41:02 / 18:58	22:04	4.8 / 2.3	5.8 / 3.6	5.1 / 3.0	4-49.2 / 5-51.2	5-45 / 9-53
Nebraska	3-11 / 5-16	0-0 / 1-2	34:41 / 25:19	9:22	2.8 / 4.2	8.8 / 4.8	4.6 / 4.5	6-37.0 / 6-55.5	2-18 / 2-10
Northwestern	6-13 / 3-12	0-0 / 0-3	40:22 / 19:38	20:44	5.2 / 3.3	4.9 / 6.4	5.2 / 5.1	5-39.4 / 5-38.6	4-43 / 3-34
Iowa	7-16 / 3-11	1-2 / 1-1	35:13 / 24:47	10:26	6.2 / 2.1	5.8 / 9.2	6.1 / 5.4	3-39.7 / 5-42.4	0-0 / 0-0
Wisconsin	5-14 / 5-16	0-1 / 1-2	30:17 / 29:43	0:34	2.6 / 4.3	11.0 / 5.8	6.3 / 5.1	4-41.8 / 5-43.2	3-32 / 6-55
Syracuse	5-11 / 7-16	0-0 / 1-3	25:57 / 34:03	-8:06	2.3 / 4.3	8.6 / 6.4	4.4 / 5.6	6-43.0 / 4-28.5	2-20 / 6-42

## 2022 MINNESOTA STARTING LINEUPS - OFFENSE

Opponent	QB	RB	WR	TE	LT	LG	C	RG	RT	WR	WR/TE
New Mexico State	Morgan	Ibrahim	Autman-Bell	Spann-Ford	Ersery	A. Ruschmeyer	Schmitz	Filiaga	Carroll	Brown-Stephens	Kallerup (TE)
Western Illinois	Morgan	Ibrahim	Autman-Bell	Spann-Ford	Ersery	A. Ruschmeyer	Schmitz	Filiaga	Carroll	Brown-Stephens	Wright (WR)
Colorado	Morgan	Ibrahim	Autman-Bell	Spann-Ford	Ersery	A. Ruschmeyer	Schmitz	Filiaga	Carroll	Brown-Stephens	Geary (WR)
at Michigan State	Morgan	Ibrahim	Jackson	Spann-Ford	Ersery	A. Ruschmeyer	Schmitz	Filiaga	Carroll	Brown-Stephens	Wright (WR)
Purdue	Morgan	Potts	Jackson	Spann-Ford	Ersery	A. Ruschmeyer	Schmitz	Filiaga	Carroll	Brown-Stephens	Wright (WR)
at Illinois	Morgan	Ibrahim	Jackson	Spann-Ford	Ersery	A. Ruschmeyer	Schmitz	Filiaga	Carroll	Brown-Stephens	Wright (WR)
at Penn State	A. Kalliakmanis	Ibrahim	Jackson	Spann-Ford	Ersery	A. Ruschmeyer	Schmitz	Filiaga	Carroll	Brown-Stephens	Kallerup (TE)
Rutgers	Morgan	Ibrahim	Jackson	Spann-Ford	Ersery	A. Ruschmeyer	Schmitz	Filiaga	Carroll	Brown-Stephens	Brockington (WR)
at Nebraska	Morgan	Ibrahim	Jackson	Spann-Ford	Ersery	A. Ruschmeyer	Schmitz	Filiaga	Carroll	Brown-Stephens	Brockington (WR)
Northwestern	A. Kalliakmanis	Ibrahim	Jackson	Spann-Ford	Ersery	A. Ruschmeyer	Schmitz	Filiaga	Carroll	Brown-Stephens	Brockington (WR)
Iowa	A. Kalliakmanis	Ibrahim	Jackson	Spann-Ford	Ersery	A. Ruschmeyer	Schmitz	Filiaga	Carroll	Brown-Stephens	Brockington (WR)
at Wisconsin	A. Kalliakmanis	Ibrahim	Jackson	Spann-Ford	Ersery	A. Ruschmeyer	Schmitz	Filiaga	Carroll	Brown-Stephens	Kallerup (TE)
vs. Syracuse	A. Kalliakmanis	Ibrahim	Jackson	Spann-Ford	Ersery	A. Ruschmeyer	Boe	Filiaga	Carroll	Geary	Kallerup (TE)

## 2022 MINNESOTA STARTING LINEUPS - DEFENSE

Opponent	DE	DT	DT	DE	LB	LB	DB/LB	CB	CB	S	S
New Mexico State	Rush	Carter	Baugh	Logan-Redding	Sori-Marin	Oliver	Dixon (DB)	Walley	Smith	Howden	Nubin
Western Illinois	Rush	Carter	Baugh	Logan-Redding	Sori-Marin	Oliver	Dixon (DB)	Walley	Smith	Howden	Nubin
Colorado	Rush	Carter	Baugh	Logan-Redding	Sori-Marin	Oliver	Willis (LB)	Walley	Smith	Howden	Nubin
at Michigan State	Rush	Carter	Baugh	Logan-Redding	Sori-Marin	Oliver	Willis (LB)	Walley	Smith	Howden	Nubin
Purdue	Rush	Carter	Baugh	Joyner	Sori-Marin	Oliver	Willis (LB)	Walley	Smith	Howden	Nubin
at Illinois	Rush	Carter	Baugh	Logan-Redding	Sori-Marin	Oliver	Willis (LB)	Walley	Smith	Howden	Nubin
at Penn State	Rush	Carter	Baugh	Logan-Redding	Sori-Marin	Oliver	Willis (LB)	Walley	Smith	Howden	Nubin
Rutgers	Rush	Carter	Baugh	Logan-Redding	Sori-Marin	Lindenberg	Dixon (DB)	Walley	Smith	Howden	Nubin
at Nebraska	Rush	Carter	Baugh	Logan-Redding	Sori-Marin	Lindenberg	Oliver (LB)	Walley	Smith	Howden	Nubin
Northwestern	Rush	Carter	Baugh	Logan-Redding	Sori-Marin	Lindenberg	Oliver (LB)	Walley	Smith	Howden	Nubin
Iowa	Rush	Carter	Baugh	Logan-Redding	Sori-Marin	Lindenberg	Dixon (DB)	Walley	Smith	Howden	Nubin
at Wisconsin	Rush	Carter	Baugh	Logan-Redding	Sori-Marin	Lindenberg	Oliver (LB)	Walley	Smith	Howden	Dixon
vs. Syracuse	Rush	Carter	Baugh	Logan-Redding	Sori-Marin	Lindenberg	Green (DB)	Walley	Smith	Howden	Bryson



# 2022 SEASON REVIEW

## MINNESOTA SCORING DRIVES

OPPONENT	PLAYS-YDS	TOP	QTR	CLOCK	SCORING PLAY
New Mexico State	7-74	4:23	1	9:50	Mohamed Ibrahim 4-yard rush (Matthew Trickett kick good)
New Mexico State	13-64	6:53	2	14:57	Mohamed Ibrahim 1-yard rush (Matthew Trickett kick good)
New Mexico State	11-66	5:22	2	8:26	Matthew Trickett 26-yard field goal
New Mexico State	12-70	5:25	2	0:19	Tanner Morgan 1-yard rush (Matthew Trickett kick good)
New Mexico State	13-77	8:23	3	6:31	Tanner Morgan 1-yard rush (Matthew Trickett kick good)
New Mexico State	9-59	5:00	3	0:07	Trey Potts 1-yard rush (Matthew Trickett kick good)
Western Illinois	12-60	6:32	1	6:39	Mohamed Ibrahim 1-yard rush (Matthew Trickett kick good)
Western Illinois	4-65	1:27	1	3:48	Trey Potts 15-yard rush (Matthew Trickett kick good)
Western Illinois	12-75	5:57	2	10:05	Tanner Morgan 1-yard rush (Matthew Trickett kick good)
Western Illinois	7-96	3:30	2	5:01	Trey Potts 2-yard rush (Matthew Trickett kick good)
Western Illinois	6-53	2:02	2	1:02	Matthew Trickett 34-yard field goal
Western Illinois	6-69	3:15	3	10:45	Mohamed Ibrahim 1-yard rush (Matthew Trickett kick good)
Western Illinois	3-63	1:30	3	9:07	Brevyn Spann-Ford 45-yard pass from Tanner Morgan (Matthew Trickett kick good)
Western Illinois	6-67	3:18	3	1:28	Athan Kaliakmanis 1-yard rush (Matthew Trickett kick good)
Western Illinois	11-43	4:21	4	10:24	Matthew Trickett 46-yard field goal
Western Illinois	5-78	3:01	4	6:23	Preston Jelen 30-yard rush (Matthew Trickett kick good)
Colorado	9-75	5:28	1	9:32	Mohamed Ibrahim 5-yard rush (Matthew Trickett kick good)
Colorado	2-11	0:42	1	8:44	Mohamed Ibrahim 2-yard rush (Matthew Trickett kick good)
Colorado	8-57	5:00	2	9:08	Mohamed Ibrahim 18-yard rush (Matthew Trickett kick good)
Colorado	8-91	3:08	2	1:37	Chris Autman-Bell 39-yard pass from Tanner Morgan (Matthew Trickett kick good)
Colorado	8-53	0:57	2	0:08	Dylan Wright 16-yard pass from Tanner Morgan (Matthew Trickett kick good)
Colorado	10-60	6:29	3	3:46	Clay Geary 8-yard pass from Tanner Morgan (Matthew Trickett kick good)
Colorado	5-67	2:30	4	14:14	Bryce Williams 22-yard rush (Matthew Trickett kick good)
Michigan State	10-75	5:10	1	9:50	Mohamed Ibrahim 2-yard rush (Matthew Trickett kick good)
Michigan State	9-77	5:01	1	2:57	Daniel Jackson 23-yard pass from Tanner Morgan (Matthew Trickett kick good)
Michigan State	12-66	6:15	2	10:14	Matthew Trickett 26-yard field goal
Michigan State	12-90	6:53	3	3:26	Nick Kallerup 6-yard pass from Tanner Morgan (Matthew Trickett kick good)
Michigan State	6-28	3:44	4	14:08	Daniel Jackson 4-yard pass from Tanner Morgan (Matthew Trickett kick good)
Michigan State	15-76	10:37@	4	1:48	Matthew Trickett 22-yard field goal
Purdue	6-24	2:35	2	10:22	Matthew Trickett 45-yard field goal
Purdue	8-52	4:34	3	8:06	Bryce Williams 1-yard rush (Matthew Trickett kick good)
Illinois	8-80	4:32	2	8:30	Tanner Morgan 9-yard rush (Matthew Trickett kick good)
Illinois	1-4	0:13	3	14:34	Mohamed Ibrahim 4-yard rush (Matthew Trickett kick good)
Penn State	4-(-3)	2:35	1	1:57	Matthew Trickett 35-yard field goal
Penn State	9-90	1:25	2	0:32	Mohamed Ibrahim 3-yard rush (Matthew Trickett kick good)
Penn State	14-68	7:18	4	8:03	Brevyn Spann-Ford 2-yard pass from Athan Kaliakmanis (Matthew Trickett kick good)
Rutgers	19-99*^	10:27	2	14:20	Mohamed Ibrahim 2-yard rush (Matthew Trickett kick good)
Rutgers	13-86	7:03	2	5:14	Mohamed Ibrahim 1-yard rush (Matthew Trickett kick good)
Rutgers	2-33	0:49	4	10:19	Mohamed Ibrahim 28-yard rush (Matthew Trickett kick good)
Rutgers	10-51	4:49	4	2:06	Matthew Trickett 31-yard field goal
Rutgers	1-3	0:02	4	1:20	Bryce Williams 3-yard rush (Matthew Trickett kick good)
Nebraska	10-46	4:30	3	10:30	Matthew Trickett 47-yard field goal
Nebraska	6-86	3:01	3	3:20	Mohamed Ibrahim 3-yard rush (Matthew Trickett kick good)
Nebraska	9-47	3:22	4	14:02	Matthew Trickett 49-yard field goal
Nebraska	7-33	3:48	4	9:22	Mohamed Ibrahim 3-yard rush (Matthew Trickett kick good)
Northwestern	9-82	4:35	1	3:04	Mohamed Ibrahim 6-yard rush (Matthew Trickett kick good)
Northwestern	11-60	5:26	2	7:57	Mohamed Ibrahim 1-yard rush (Matthew Trickett kick good)
Northwestern	4-2	2:31	3	2:31	Matthew Trickett 41-yard field goal
Northwestern	12-59	7:11	4	14:57	Mohamed Ibrahim 1-yard rush (Matthew Trickett kick good)
Northwestern	12-61	7:59	4	4:24	Zach Evans 6-yard rush (Matthew Trickett kick good)
Iowa	9-72	5:13	2	10:24	Mohamed Ibrahim 5-yard rush (Matthew Trickett kick good)
Iowa	8-76	3:24	3	8:20	Matthew Trickett 27-yard field goal
Wisconsin	10-81	5:49	1	3:45	Daniel Jackson 6-yard pass from Athan Kaliakmanis (Matthew Trickett kick good)
Wisconsin	13-75	4:40	2	0:00	Matthew Trickett 25-yard field goal
Wisconsin	8-49	3:56	3	10:59	Matthew Trickett 50-yard field goal
Wisconsin	9-69	3:03	4	7:58	Matthew Trickett 27-yard field goal
Wisconsin	6-71	2:41	4	3:40	Le'Meke Brockington 45-yard pass from Athan Kaliakmanis (Matthew Trickett kick good)
Syracuse	9-62	4:33	2	13:39	Mohamed Ibrahim 4-yard rush (Matthew Trickett kick good)
Syracuse	9-62	4:02	2	6:39	Daniel Jackson 20-yard pass from Tanner Morgan (Matthew Trickett kick good)
Syracuse	---	---	3	7:22	Coleman Bryson 70-yard interception return (Matthew Trickett kick good)
Syracuse	2-25	0:49	3	0:35	Daniel Jackson 25-yard pass from Tanner Morgan (Matthew Trickett kick good)

^ Longest drive by plays | \* Longest drive by yards | @ Longest Drive by Time

**OPPONENT SCORING DRIVES**

OPPONENT	PLAYS-YDS	TOP	QTR	CLOCK	SCORING PLAY
Western Illinois	8-46	2:32	1	1:10	Mason Laramie 47-yard field goal
Western Illinois	5-75	1:57	4	4:26	Naseim Brantley 33-yard pass from Nick Davenport (Mason Laramie kick good)
Colorado	10-75	5:19	4	8:55	Austin Smith 4-yard pass from J.T. Shrout (Cole Becker kick good)
Michigan State	8-75	1:31	4	0:17	Germie Bernard 27-yard pass from Noah Kim (Jack Stone kick good)
Purdue	10-68	4:26	1	8:59	Dylan Downing 2-yard run (Mitchell Fineran kick good)
Purdue	4-4	1:29	1	2:07	Mitchell Fineran 43-yard field goal
Purdue	12-70	5:07	4	4:57	Mitchell Fineran 25-yard field goal
Purdue	2-70	0:45	4	3:13	Devin Mockobee 2-yard rush (Mitchell Fineran kick good)
Illinois	9-75	4:04	1	10:56	Chase Brown 40-yard pass from Tommy DeVito (Fabrizio Pinton kick good)
Illinois	15-74	5:36	2	13:06	Fabrizio Pinton 31-yard field goal
Illinois	19-72 <sup>^</sup>	8:05 <sup>@</sup>	2	0:20	Fabrizio Pinton 23-yard field goal
Illinois	7-75	2:49	3	11:45	Tommy DeVito 5-yard rush (Fabrizio Pinton kick good)
Illinois	15-75	6:54	4	13:02	Fabrizio Pinton 23-yard field goal
Penn State	9-51	3:02	2	13:55	Jake Pinegar 41-yard field goal
Penn State	7-76	2:55	2	9:05	Tyler Warren 38-yard pass from Sean Clifford (Jake Pinegar kick good)
Penn State	8-86 <sup>*</sup>	3:05	2	4:01	Theo Johnson 18-yard pass from Sean Clifford (Jake Pinegar kick good)
Penn State	4-64	1:06	3	11:59	Parker Washington 35-yard pass from Sean Clifford (Jake Pinegar kick good)
Penn State	7-55	2:37	3	6:33	Nicholas Singleton 16-yard rush (Jake Pinegar kick good)
Penn State	11-67	4:39	3	0:27	Mitchell Tinsley 20-yard pass from Sean Clifford (Jake Pinegar kick good)
Penn State	3-40	1:27	4	6:35	Nicholas Singleton 30-yard rush (Jake Pinegar kick good)
Nebraska	9-75	4:14	1	10:46	Chubba Purdy 2-yard rush (Timmy Bleekrode kick good)
Nebraska	11-50	4:31	1	4:18	Timmy Bleekrode 24-yard field goal
Nebraska	12-67	4:33	4	4:48	Timmy Bleekrode 26-yard field goal
Northwestern	6-76	0:41	2	1:27	Adam Stage 35-yard field goal
Iowa	5-59	2:06	1	9:01	Drew Stevens 38-yard field goal
Iowa	12-66	6:19	1	0:42	Spencer Petras 1-yard run (Drew Stevens kick good)
Iowa	5-42	1:38	4	0:28	Drew Stevens 21-yard field goal
Wisconsin	11-53	5:21	1	9:39	Nate Van Zelst 40-yard field goal
Wisconsin	12-65	6:04	2	8:51	Nate Van Zelst 43-yard field goal
Wisconsin	9-57	3:01	3	7:58	Nate Van Zelst 36-yard field goal
Wisconsin	6-54	3:07	3	3:14	Chimere Dike 9-yard rush (Nate Van Zelst kick good)
Syracuse	5-86	0:47	2	0:08	Garrett Shrader 1-yard rush (Andre Szmyt kick good)
Syracuse	13-53	5:32	3	1:38	Andre Szmyt 38-yard field goal
Syracuse	10-63	2:03	4	2:30	Garrett Shrader 8-yard rush (Andre Szmyt kick good)

<sup>^</sup> Longest drive by plays | <sup>\*</sup> Longest drive by yards | <sup>@</sup> Longest Drive by Time

# 2022 SEASON REVIEW

## MINNESOTA INDIVIDUAL GAME HIGHS

Rushes	39	Mohamed Ibrahim vs. Iowa (11/19/22)
Yards Rushing	263	Mohamed Ibrahim vs. Iowa (11/19/22)
TD Rushes	3	Mohamed Ibrahim vs. Northwestern (11/12/22)
	3	Mohamed Ibrahim vs. Rutgers (10/29/22)
	3	Mohamed Ibrahim vs. Colorado (9/17/22)
Long Rush	54	Mohamed Ibrahim vs. Iowa (11/19/22)
Pass Attempts	33	Tanner Morgan vs. Purdue (10/1/22)
Pass Completions	23	Tanner Morgan at Michigan State (9/24/22)
Yards Passing	319	Athan Kaliakmanis at Wisconsin (11/26/22)
TD Passes	3	Tanner Morgan at Michigan State (9/24/22)
	3	Tanner Morganvs. Colorado (9/17/22)
Longest Pass	66	Tanner Morgan vs. Purdue (10/1/22)
Receptions	7	Breyvn Spann-Ford at Wisconsin (11/26/22)
Yards Receiving	118	Chris Autman-Bell vs. Western Illinois (9/10/22)
TD Receptions	2	Daniel Jackson vs. Syracuse (12/29/22)
	2	Daniel Jackson at Michigan State (9/24/22)
Longest Reception	66	Daniel Jackson vs. Purdue (10/1/22)
Field Goals Made	3	Matthew Trickett at Wisconsin (11/26/22)
Field Goals Made	50	Matthew Trickett at Wisconsin (11/26/22)
Longest Field Goal	6	Mark Crawford vs. Syracuse (12/29/22)
Punts	6	Mark Crawford at Nebraska (11/5/22)
	6	Mark Crawford at Penn State (10/22/22)
Longest Punt	55	Mark Crawford vs. Syracuse (12/29/22)
Longest Punt Return	20	Quentin Redding vs. Purdue (10/1/22)
Longest Kickoff Return	92	Quentin Redding at Illinois (10/15/22)
Tackles	15	Mariano Sori-Marin at Penn State (10/22/22)
Tackles for Loss	2.0	Tyler Nubin at Illinois (10/15/22)
Sacks	1.0	Done 14x, MR: Terrell Smith vs. Iowa (11/19/22)
Interceptions	2	Tyler Nubin vs. Rutgers (10/29/22)
Pass Breakups	2	Jordan Howden at Nebraska (11/5/22)
	2	Terrell Smith vs. Purdue (10/1/22)
	2	Michael Dixon vs. Colorado (9/17/22)
Fumbles Forced	1	Justin Walley vs. Syracuse (12/29/22)
	1	Tyler Nubin vs. Purdue (10/1/22)
	1	Thomas Rush at Michigan State (9/24/22)
	1	Terrell Smith vs. Colorado (9/17/22)
Fumbles Recovered	1	Jah Joyner vs. Rutgers (10/29/22)
	1	Jalen Logan-Redding vs. Purdue (10/1/22)
	1	Justin Walley at Michigan State (9/24/22)
	1	Jalen Logan-Redding vs. Colorado (9/17/22)

## MINNESOTA TEAM GAME HIGHS

Total Plays	80	vs. New Mexico State (9/1/22)
Total Offense	679	vs. Western Illinois (9/10/22)
First Downs	34	vs. Western Illinois (9/10/22)
Rushes	58	vs. Northwestern (11/12/22)
Yards Rushing	334	vs. Colorado (9/17/22)
Yards Per Rush	6.4	vs. Colorado (9/17/22)
TD Rushes	7	vs. Western Illinois (9/10/22)
Pass Attempts	33	vs. Purdue (10/1/22)
Pass Completions	23	at Michigan State (9/24/22)
Yards Passing	372	vs. Western Illinois (9/10/22)
TD Passes	3	at Michigan State (9/24/22)
	3	vs. Colorado (9/17/22)
Sacks By	4	at Nebraska (11/5/22)
Tackles for Losses By	8	at Illinois (10/15/22)
Interceptions By	2	vs. Northwestern (11/12/22)
	2	vs. Rutgers (10/29/22)
	2	vs. Purdue (10/1/22)
	2	at Michigan State (9/24/22)
Fumbles Forced	1	vs. Syracuse (12/29/22)
	1	vs. Purdue (10/1/22)
	1	at Michigan State (9/24/22)
	1	vs. Colorado (9/17/22)
Fumbles Recovered	1	vs. Rutgers (10/29/22)
	1	vs. Purdue (10/1/22)
	1	at Michigan State (9/24/22)
	1	vs. Colorado (9/17/22)
Pass Breakups	9	vs. Colorado (9/17/22)

## OPPONENT INDIVIDUAL GAME HIGHS

Rushes	41	Chase Brown, Illinois (10/15/2022)
Yards Rushing	180	Chase Brown, Illinois (10/15/2022)
TD Rushes	2	Garrett Shrader, Syracuse (12/29/2022)
	2	Nick Singleton, Penn State (10/22/2022)
Long Rush	68	Devin Mockabee, Purdue (10/1/22)
Pass Attempts	53	Garrett Shrader, Syracuse (12/29/2022)
Pass Completions	33	Garrett Shrader, Syracuse (12/29/2022)
Yards Passing	335	Garrett Shrader, Syracuse (12/29/2022)
TD Passes	4	Sean Clifford, Penn State (10/22/22)
Longest Pass	58	Spencer Petras, Iowa (11/19/22)
Receptions	11	LeQuint Allen, Syracuse (12/29/22)
Yards Receiving	114	De Vaughn Cooper, Syracuse (12/29/22)
TD Receptions	1	Done 8x, MR: Mitchell Tinsley, Penn State (10/22/22)
Longest Reception	58	Sam LaPorta, Iowa (11/19/22)
Field Goals Made	4	Fabrizio Pinton, Illinois (10/15/22)
Longest Field Goal	47	Mason Laramie, Western Illinois (9/10/22)
Punts	7	Jack Baulke, Western Illinois (9/10/22)
Longest Punt	77	Adam Korsak, Rutgers (10/29/22)
Longest Punt Return	27	Trebora Pena, Syracuse (12/29/22)
Longest Kickoff Return	35	Jay Parker, Western Illinois (9/10/22)
Tackles	18	Kendall Brooks, Michigan State (9/24/22)
Tackles for Loss	2.5	Maema Njongmeta, Wisconsin (11/26/22)
	2.5	Caleb Tannor, Nebraska (11/5/22)
Sacks	1.5	Caleb Tannor, Nebraska (11/5/22)
	1.5	Kydran Jenkins, Purdue (10/1/22)
Interceptions	2	Cam Allen, Purdue (10/1/22)
Pass Breakups	2	Riley Moss, Iowa (11/19/22)
	2	Tahveon Nicholson, Illinois (10/15/22)
	2	Cory Trice, Purdue (10/1/22)
	2	JJ Ross, Western Illinois (9/10/22)
Fumbles Forced	1	Jack Campbell, Iowa (11/19/22)
	1	Devin Turner, Northwestern (11/12/22)
	1	Kydran Jenkins, Purdue (10/1/22)
	1	Jacoby Windmon, Michigan State (9/24/22)
	1	Tre Henry, Western Illinois (9/10/22)
Fumbles Recovered	1	Deontae Craig, Iowa (11/19/22)
	1	A.J. Hampton, Jr., Northwestern (11/12/22)
	1	Ronald Williams, Jr., Michigan State (9/24/22)
	1	Bryce Cross, Western Illinois (9/10/22)

## OPPONENT TEAM GAME HIGHS

Total Plays	87	Syracuse (12/29/22)
Total Offense	482	Syracuse (12/29/22)
First Downs	27	Syracuse (12/29/22)
	27	Illinois (10/15/22)
Rushes	54	Illinois (10/15/22)
Yards Rushing	220	Illinois (10/15/22)
Yards Per Rush	5.9	Purdue (10/1/22)
TD Rushes	2	Syracuse (12/29/22)
	2	Penn State (10/22/22)
	2	Purdue (10/1/22)
Pass Attempts	53	Syracuse (12/29/22)
Pass Completions	33	Syracuse (12/29/22)
Yards Passing	335	Syracuse (12/29/22)
TD Passes	4	Penn State (10/22/22)
Sacks By	3	Wisconsin (11/26/22)
	3	Nebraska (11/5/22)
Tackles for Losses By	8	Wisconsin (11/26/22)
	8	Nebraska (11/5/22)
Interceptions By	3	Purdue (10/1/22)
Fumbles Forced	1	Iowa (11/19/22)
	1	Northwestern (11/12/22)
	1	Purdue (10/1/22)
	1	Michigan State (9/24/22)
	1	Western Illinois (9/10/22)
Fumbles Recovered	1	Iowa (11/19/22)
	1	Northwestern (11/12/22)
	1	Michigan State (9/24/22)
	1	Western Illinois (9/10/22)
Pass Breakups	6	Penn State (10/22/22)
	6	Purdue (10/1/22)

# 2022 SEASON REVIEW

## 20+ YARD PLAYS

PASS		Opponent
Yards	Q	Player(s)
66	1	Daniel Jackson from Tanner Morgan
54	2	Chris Autman-Bell from Tanner Morgan
49	4	Michael Brown-Stephens from Athan Kaliakmanis
45*	4	Le'Meke Brockington from Athan Kaliakmanis
45	3	Daniel Jackson from Athan Kaliakmanis
45*	3	Brevyn Spann-Ford from Tanner Morgan
42	1	Dylan Wright from Athan Kaliakmanis
39*	2	Chris Autman-Bell from Tanner Morgan
38	3	Dylan Wright from Athan Kaliakmanis
36	2	Le'Meke Brockington from Tanner Morgan
35	1	Michael Brown-Stephens from Tanner Morgan
34	4	Daniel Jackson from Athan Kaliakmanis
33	2	Le'Meke Brockington from Athan Kaliakmanis
29	2	Daniel Jackson from Athan Kaliakmanis
28	4	Brevyn Spann-Ford from Athan Kaliakmanis
28	4	Michael Brown-Stephens from Tanner Morgan
28	2	Brevyn Spann-Ford from Tanner Morgan
26	2	Daniel Jackson from Athan Kaliakmanis
26	2	Dylan Wright from Tanner Morgan
26	3	Clay Geary from Athan Kaliakmanis
26	1	Michael Brown-Stephens from Tanner Morgan
25*	3	Daniel Jackson from Tanner Morgan
23	3	Dylan Wright from Athan Kaliakmanis
23*	1	Daniel Jackson from Tanner Morgan
21	1	Daniel Jackson from Athan Kaliakmanis
21	2	Brevyn Spann-Ford from Tanner Morgan
21	2	Daniel Jackson from Tanner Morgan
21	3	Clay Geary from Athan Kaliakmanis
20*	2	Daniel Jackson from Tanner Morgan
20	3	Brevyn Spann-Ford from Athan Kaliakmanis
20	3	Brevyn Spann-Ford from Tanner Morgan
20	3	Dylan Wright from Athan Kaliakmanis
20	2	Brevyn Spann-Ford from Tanner Morgan

## RUSH

Yards	Q	Player(s)	Opponent
54	3	Mohamed Ibrahim	Iowa
44	2	Mohamed Ibrahim	Illinois
40	4	Trey Potts	Rutgers
35	2	Mohamed Ibrahim	Iowa
34	1	Mohamed Ibrahim	Colorado
32	2	Mohamed Ibrahim	Colorado
30*	4	Preston Jelen	Western Illinois
28*	4	Mohamed Ibrahim	Rutgers
23	1	Athan Kaliakmanis	Wisconsin
23	3	Mohamed Ibrahim	Western Illinois
22*	4	Bryce Williams	Colorado
22	4	Bryce Williams	Western Illinois
21	3	Mohamed Ibrahim	Northwestern
21	3	Mohamed Ibrahim	Illinois
21	1	Mohamed Ibrahim	Michigan State

## KICK RETURN

Yards	Q	Player(s)	Opponent
92	3	Quentin Redding	Illinois
72	3	Quentin Redding	Syracuse
32	2	Quentin Redding	Syracuse
28	1	Quentin Redding	Iowa
26	1	Quentin Redding	Iowa
25	1	Quentin Redding	Nebraska
25	4	Quentin Redding	Purdue
23	1	Quentin Redding	Western Illinois
22	3	Quentin Redding	New Mexico State

## PUNT RETURN

Yards	Q	Player(s)	Opponent
20	3	Quentin Redding	Purdue

## INTERCEPTION RETURN

Yards	Q	Player(s)	Opponent
70*	3	Bryson Coleman	Syracuse
37	1	Justin Walley	Penn State
32	4	Tyler Nubin	Rutgers
28	4	Justin Walley	Wisconsin

\* play resulted in a touchdown

## LONG PLAYS BY THE NUMBERS

Long Plays By Yards	No.	TD
100+	0	0
90-99	1	0
80-89	0	0
70-79	2	1
60-69	1	0
50-59	2	0
40-49	7	2
30-39	13	2
20-29	36	5

## Long Plays (20+) By Type

Long Plays (20+) By Type	No.	TD
Passing	33	6
Rushing	15	3
Kick returns	9	0
Punt returns	1	0
Interceptions	4	1
Fumble returns	0	0
Other	0	0
<b>TOTAL</b>	<b>62</b>	<b>10</b>

## 20-YARD PLUS BY PLAYER

Player	No.	TD	R	P	KR	PR	IR	FR	OTH
Mohamed Ibrahim	10	1	10	0	0	0	0	0	0
Daniel Jackson	10	3	0	10	0	0	0	0	0
Quentin Redding	10	0	0	0	9	1	0	0	0
Brevyn Spann-Ford	7	1	0	7	0	0	0	0	0
Dylan Wright	5	0	0	5	0	0	0	0	0
Michael Brown-Stephens	4	0	0	4	0	0	0	0	0
Le'Meke Brockington	3	1	0	3	0	0	0	0	0
Chris Autman-Bell	2	1	0	2	0	0	0	0	0
Clay Geary	2	0	0	2	0	0	0	0	0
Justin Walley	2	0	0	0	0	0	2	0	0
Bryce Williams	2	1	2	0	0	0	0	0	0
Bryson Coleman	1	1	0	0	0	0	1	0	0
Preston Jelen	1	1	1	0	0	0	0	0	0
Athan Kaliakmanis	1	0	1	0	0	0	0	0	0
Tyler Nubin	1	0	0	0	0	0	1	0	0
Trey Potts	1	0	1	0	0	0	0	0	0
<b>TOTAL</b>	<b>62</b>	<b>10</b>	<b>15</b>	<b>33</b>	<b>9</b>	<b>1</b>	<b>4</b>	<b>0</b>	<b>0</b>

## LONGEST PLAYS OF THE YEAR

<b>Rushing</b>	54 Mohamed Ibrahim vs. Iowa (11/19/22)
<b>Rushing Touchdown</b>	30 Preston Jelen vs. Western Illinois (9/10/22)
<b>Passing</b>	66 Daniel Jackson from Tanner Morgan vs. Purdue (10/1/22)
<b>Passing Touchdown</b>	45 Le'Meke Brockington from Athan Kaliakmanis at Wisconsin (11/26/22)
<b>Punt Return</b>	20 Quentin Redding vs. Purdue (10/1/22)
<b>Kick Return</b>	92 Quentin Redding vs. Syracuse (12/29/22)
<b>Interception Return</b>	70 Coleman Bryson vs. Syracuse (12/29/22)
<b>Fumble Return</b>	5 Justin Walley at Michigan State (9/24/22)
<b>Punt</b>	53 Mark Crawford at Penn State (10/22/22)
<b>Field Goal</b>	50 Matthew Trickett at Wisconsin (11/26/22)

# THE LAST TIME

## MINNESOTA INDIVIDUAL GAME

100+ yards rushing:	263, Mohamed Ibrahim vs. Iowa, 11/19/22
150+ yards rushing:	263, Mohamed Ibrahim vs. Iowa, 11/19/22
200+ yards rushing:	263, Mohamed Ibrahim vs. Iowa, 11/19/22
250+ yards rushing:	263, Mohamed Ibrahim vs. Iowa, 11/19/22
100+ yards rushing in one half:	175 (2nd), Mohamed Ibrahim vs. Iowa, 11/19/22
150+ yards rushing in one half:	175 (2nd), Mohamed Ibrahim vs. Iowa, 11/19/22
QB with 100+ yards rushing:	183, Demy Croft vs. Nebraska, 11/11/17
QB with 100 rushing/200 passing:	110 rush/211 pass, MarQueis Gray vs. New Mexico State, 9/10/11
2 players with 100+ yards rushing:	Ky Thomas (144), Mar'Keise Irving (129) vs. West Virginia, 12/28/21
3 players with 100+ yards rushing:	Garry White (129), Duane Gregory (128) and Marion Barber (118) vs. Northwestern, 10/4/80
Consecutive 100-yd rush games:	(19) Mohamed Ibrahim, 2020 Outback Bowl to 11/19/22
25+ rushing attempts:	27, Mohamed Ibrahim at Wisconsin, 11/26/22
30+ rushing attempts:	39, Mohamed Ibrahim vs. Iowa, 11/19/22
40+ rushing attempts:	41, Mohamed Ibrahim, at Maryland, 10/30/20
50+ rushing attempts:	57, Kent Kitzmann, at Illinois, 11/12/77*
Three+ TDs rushing:	3, Mohamed Ibrahim vs. Northwestern, 11/12/22
Four+ TDs rushing:	4, Mohamed Ibrahim, at Illinois, 11/7/20*
Four+ TDs rushing in one half:	4, Mohamed Ibrahim, at Maryland, 10/30/20 (first half)*
Two players with 3+ rushing TDs	3, Demy Croft, Kobe McCrary vs. Nebraska, 11/11/17
50+ yard rush play:	54, Mohamed Ibrahim vs. Iowa, 11/19/22
60+ yard rush play:	61, Cam Wiley, at Nebraska, 12/12/20
70+ yard rush play:	74, Mohamed Ibrahim vs. New Mexico State, 8/30/18
80+ yard rush play:	93, Laurence Maroney vs. Wisconsin, 10/15/05
90+ yard rush play:	93, Laurence Maroney vs. Wisconsin, 10/15/05
100+ yards receiving:	110, Daniel Jackson vs. Purdue, 10/1/22
150+ yards receiving:	154, Rashod Bateman, at Illinois, 11/7/20
200+ yards receiving:	204, Tyler Johnson vs. Auburn, 1/1/20
100+ yards receiving in one half:	105 (1st), Daniel Jackson vs. Purdue, 10/1/22
Consecutive games 100+ yards rcvg:	2, Rashod Bateman (139 at Illinois, 11/7/20 and 111 vs. Iowa, 11/13/20)
Three straight 100+ yards rcvg games:	3, Tyler Johnson (104 vs. Penn State, 11/9/19, 170 at Iowa, 11/16/19, 125 at Northwestern, 11/23/19)
Four straight 100+ yards rcvg games:	4, Tyler Johnson (107 vs. Iowa, 10/6/18, 119 at Ohio State, 10/13/18, 184 at Nebraska, 10/20/18, 102 vs. Indiana, 10/26/18)
2 players with 100+ yards rcvg:	WR Rashod Bateman (203) and WR Tyler Johnson (104) vs. Penn State, 11/9/19
2 receivers with 100+ yards rcvg:	Rashod Bateman (203) and Tyler Johnson (104) vs. Penn State, 11/9/19
10+ receptions:	11, Chris Autman-Bell vs Nebraska 10/16/21
Two+ TDs receiving:	2, Daniel Jackson vs. Syracuse, 12/29/22
Three+ TDs receiving:	3, Rashod Bateman at Northwestern, 11/23/19
Four+ TDs receiving:	4, Logan Payne vs. Temple, 9/16/06
Five+ TDs receiving:	5, Omar Douglas vs. Purdue, 10/9/93*
100-yard rusher and 100-yard receiver:	Mohamed Ibrahim (130 rush) and Chris Autman-Bell (118 rec) vs. Western Illinois, 9/10/22
200-yard rusher and 100-yard receiver:	Mohamed Ibrahim (224 rush) and Rashod Bateman (154) at Illinois, 11/7/20
2 100-yard rushers & 100-yard receiver:	Rodney Smith (153 rush), Mohamed Ibrahim (101 rush), and Tyler Johnson (100 rec), vs. New Mexico State, 8/30/18
100-yard rusher & 2 100-yard receivers:	Shannon Brooks (154 rush), Rashod Bateman (108 rec) and Tyler Johnson (102 rec), vs. Indiana, 10/26/18
Rec. TDs in consecutive games:	3, Chris Autman-Bell (11/13/21 - 11/27/21)
300+ yards passing:	319, Athan Kaliakmanis at Wisconsin, 11/26/22
350+ yards passing:	368, Tanner Morgan at Iowa, 11/16/19
400+ yards passing:	416, Adam Weber vs. Michigan State, 10/31/09
450+ yards passing:	478, Tim Schade vs. Penn State, 9/4/93*
Consecutive 300-yard passing gms:	(2), Tanner Morgan, 339 vs. Penn State, 11/9/19; 368 at Iowa, 11/16/19*
Consecutive games with passing TD:	3, Tanner Morgan (9/10/22-10/1/22)
50+ yard pass play:	66, Tanner Morgan to Daniel Jackson, vs. Purdue, 10/1/22
60+ yard pass play:	66, Tanner Morgan to Daniel Jackson, vs. Purdue, 10/1/22
70+ yard pass play:	73, Tanner Morgan to Tyler Johnson vs. Auburn, 1/1/20
80+ yard pass play:	86, Tanner Morgan to Rashod Bateman at Illinois, 11/3/18
90+ yard pass play:	96, Asad Abdul Khaliq to Jared Ellerson at Northwestern, 10/4/03*
Two 50+ yard catches in one game:	51 and 54, Michael Brown-Stephens at Purdue, 10/2/21
Two 60+ yard catches in one game:	61 and 86, Rashod Bateman at Illinois, 11/3/18
Three+ TDs passing:	3, Tanner Morgan at Michigan State, 9/24/22

## THE LAST TIME

Four+ TDs passing:	4, Tanner Morgan at Northwestern, 11/23/19
Five+ TDs passing:	5, Adam Weber vs. Michigan State, 10/31/09
Six+ TDs passing:	6, Scott Eckers vs. Purdue, 10/9/93*
30+ passing attempts:	33, Tanner Morgan vs. Purdue, 10/1/22
40+ passing attempts:	40, Mitch Leidner at Penn State, 10/1/16
50+ passing attempts:	51, Adam Weber vs. Northwestern, 11/1/08
60+ passing attempts:	66, Tim Schade at Penn State, 9/4/93
20+ completions:	23, Tanner Morgan at Michigan State, 9/24/22
25+ completions:	25, Tanner Morgan at Iowa, 11/16/19
30+ completions:	31, Adam Weber vs. Northern Illinois, 9/25/10
400+ yds. total offense:	411, Adam Weber vs. Michigan State, 10/31/09
500+ yds. total offense:	536, Tim Schade at Penn State, 9/4/93*
200+ all-purpose yards:	270, Mohamed Ibrahim, vs. Iowa, 11/19/22
300+ all-purpose yards:	333, Laurence Maroney vs. Purdue, 9/24/05
Three+ made field goals:	3, Matthew Trickett at Wisconsin, 11/26/22
Four+ made field goals:	4, Emmitt Carpenter at Penn State, 10/1/16
Five+ made field goals:	5, Dan Nystrom vs. Arkansas, 12/30/02*
Made a 50-yard field goal:	50, Matthew Trickett at Wisconsin, 11/26/22
Three or more 40+ field goals:	3, Emmitt Carpenter vs. Indiana State 9/10/16 (42, 44, 45)
Record a punt of 60+ yards:	60, Mark Crawford at Purdue, 10/2/21
Two 60+ punts:	2, Mark Crawford at Purdue, 10/2/21 (60, 60)
Three or more 50+ punts:	3, Mark Crawford at Penn State, 10/22/22 (52, 50, 53)
15+ tackles:	15, Mariano Sori-Marin at Penn State, 10/22/22
20+ tackles:	20, Blake Cashman vs. Northwestern, 11/17/18
25+ tackles:	26, Pete Najarian vs. Purdue, 9/22/84
30+ tackles:	32, Bill Light vs. Iowa, 10/31/70*
Two+ interceptions:	2, Tyler Nubin vs. Rutgers, 10/29/22
Three interceptions:	3, Jeff Wright vs. Michigan State, 11/14/70*
Interception by a defensive lineman:	Danny Striggow at Michigan State, 9/24/22
Interception by a linebacker:	Mariano Sori-Marin vs. Bowling Green, 9/25/21
Two or more forced fumbles:	2, Kamal Martin vs. Illinois, 10/5/19
Blocked punt:	Preston Jelen, vs. Michigan, 10/24/20
Blocked punt return for TD:	Logan Hutton vs. Eastern Illinois, 8/28/14
Blocked field goal:	Micah Dew-Treadway vs. Purdue, 11/20/20
Blocked FG return for TD:	Martez Shabazz vs. UNLV (51 yards), 8/29/13
Blocked PAT:	Andrew Steller at Northwestern, 11/18/17
PAT Return for Defensive PAT:	Mario Reese, INT return, at Wisconsin, 10/14/06
Interception return for TD:	Coleman Bryson (70 yards) vs. Syracuse, 12/29/22
Fumble return for TD:	Justin Walley (25 yards) at Northwestern 10/30/21
Punt return for TD:	Demetrius Douglas (69 yards) at Wisconsin, 11/24/18
Kickoff return for TD:	Rodney Smith (100 yards) vs. Nebraska, 11/11/19
PR TD/KR TD same season:	Marcus Jones, 2013 (KR vs. UNLV, PR at NMSU)
Safety:	Ezezi Otomewo sack, intentional grounding penalty vs. Nebraska 10/16/21
Made 2-pt. conversion:	Brock Annexstad fake PAT rush, vs. West Virginia, 12/28/21
Missed 2-pt. conversion:	Tanner Morgan pass attempt failed at Iowa 11/13/21
Missed PAT:	Matthew Trickett vs Illinois 11/6/21

**OPPONENT INDIVIDUAL GAME**

100+ yards rushing:	115, Anthony Grant, Nebraska, 11/5/22
150+ yards rushing:	180, Chase Brown, Illinois, 10/15/22
200+ yards rushing:	221, Jake Funk, Maryland, 10/30/20
250+ yards rushing:	266, Le'Veon Bell, Michigan State, 11/24/12
300+ yards rushing:	301, Anthony Davis, Wisconsin, 11/23/02
2 players with 100+ yards rushing:	Reggie Corbin (213) and AJ Bush (127), Illinois, 11/3/18
3 players with 100+ yards rushing:	Devine Ozigbo (152), Adrian Martinez (125), and Maurice Washington (109), Nebraska, 10/20/18
Three or more TDs rushing:	3, LeShun Daniels, Iowa, 11/14/15
50+ yard rush play:	68, Devin Mockobee, Purdue, 10/1/22
60+ yard rush play:	68, Devin Mockobee, Purdue, 10/1/22
25+ rushing attempts:	41, Chase Brown, Illinois, 10/15/22
30+ rushing attempts:	41, Chase Brown, Illinois, 10/15/22
40+ rushing attempts:	41, Chase Brown, Illinois, 10/15/22
300+ yards passing:	330, Garrett Shrader, Syracuse, 12/29/22
400+ yards passing:	439, David Fales, San Jose State, 9/21/13
50+ yard pass play:	58, Spencer Petras to Sam LaPorta, Iowa, 11/19/22
60+ yard pass play:	72, Alex Padilla to Charlie Jones, Iowa, 11/13/21
70+ yard pass play:	72, Alex Padilla to Charlie Jones, Iowa, 11/13/21
30+ pass attempts:	51, Garrett Shrader, Syracuse, 12/29/22
40+ pass attempts:	51, Garrett Shrader, Syracuse, 12/29/22
50+ pass attempts:	51, Garrett Shrader, Syracuse, 12/29/22
20+ completions:	32, Garrett Shrader, Syracuse, 12/29/22
25+ completions:	32, Garrett Shrader, Syracuse, 12/29/22
30+ completions:	32, Garrett Shrader, Syracuse, 12/29/22
4+ TD passes:	4, Sean Clifford, Penn State, 10/22/22
100+ yards receiving:	114, Devaughn Cooper, Syracuse, 12/29/22
150+ yards receiving:	187, KJ Hill, Ohio State, 10/13/18
10+ receptions:	11, LeQuint Allen, Syracuse, 12/29/22
3+ TD receptions:	3, Robert Tonyan, Indiana State, 9/10/16
4+ field goals:	4, Fabrizio Pinton, Illinois, 10/15/22
Blocked a punt:	Dominic DeLuca, Penn State, 10/22/22
Blocked a field goal:	Logan Lee, Iowa, 11/13/21
Blocked field goal returned for TD:	Monquavion Brinson (77 yards), Georgia Southern, 9/14/19
Missed PAT:	Keith Duncan, Iowa, 11/13/20 (wide)
Missed FG facing Dramatic Gopher:	Connor Culp (27 yards), Nebraska, 10/16/21
Blocked PAT:	Simon Connette, San Jose State, 9/21/13
Made 2-pt. conversion:	Tyler Goodson rush, Iowa, 11/13/20
Missed 2-pt. conversion:	Jarret Doeg pass fail, West Virginia, 12/28/21
Punt return for TD:	Nick Dugas (68 yds.), Louisiana, 9/7/02
Blocked punt return for TD:	Zach Domicone (rec. in end zone), Ohio State, 10/30/10
Kickoff return for TD:	Noah Igbinghene, 96 yards, Auburn, 1/1/20
Interception return for TD:	Scott Nelson (25 yards), Wisconsin, 11/27/21
Two interception returns for TD:	Marcus Williams (52, 40 yards), North Dakota State, 9/24/11
Fumble return for TD:	Haskell Garrett (32 yards), Ohio State, 9/2/21
Fumble recovered for TD:	Richard Willock (rec. in end zone), Iowa, 11/23/96
Safety:	Devon Still, Penn State, 10/23/10

**THE LAST TIME: MINNESOTA TEAM**

Scored 100+ points:	146 vs. Grinnell (W, 146-0), 10/22/1904*
Scored 80+ points:	81 vs. Butler (W, 81-0), 11/13/26
Scored 70+ points:	81 vs. Butler (W, 81-0), 11/13/26
Scored 60+ points:	62 vs. Western Illinois (W, 62-10), 9/10/22
Scored 50+ points:	62 vs. Western Illinois (W, 62-10), 9/10/22
Scored 40+ points:	49 vs. Colorado (W, 49-7), 9/17/22
Scored 30+ points:	31 vs. Northwestern (W, 31-3), 11/12/22
Scored 0 points:	vs. Wisconsin (L, 0-31), 11/25/17
Scored 0 points on the road:	at Northwestern (L, 0-39), 11/18/17
Scored 0 points at home:	vs. Wisconsin (L, 0-31), 11/25/17
Scored 0 points in first half:	at Nebraska (W, 20-13), 11/5/22
Scored 0 points in second half:	at Ohio State, (L, 14-30), 10/13/18
No offensive TDs in first half:	at Nebraska (W, 20-13), 11/5/22
No offensive TDs in second half:	vs. Iowa, (L, 10-13), 11/19/22
No offensive TDs in game:	vs. Wisconsin (0-31), 11/25/17
Shut out an opponent:	vs. Rutgers (W, 31-0), 10/29/22
Shut out opponent on the road:	at Colorado (W, 30-0), 9/18/21
Shut out opponent at home:	vs. Rutgers (W, 31-0), 10/29/22
Touchdowns on O, D and ST:	at New Mexico State (W, 44-21), 9/7/13
30+ first downs:	32 at Michigan State (W, 34-7), 9/24/22
<10 first downs:	8, vs. Wisconsin (L, 0-31), 11/25/17
<100 net rushing yards:	77, vs. Syracuse (W, 28-20), 12/29/22
200+ rushing yards:	312 vs. Iowa (L, 10-13), 11/19/22
300+ rushing yards:	312 vs. Iowa (L, 10-13), 11/19/22
400+ rushing yards:	409 vs. Nebraska (W, 54-21), 11/11/17
500+ rushing yards:	530 at Iowa (W, 10-61), 11/19/83
4+ rushing touchdowns:	4 vs. Northwestern (W, 31-3), 11/12/22
4+ rushing touchdowns on road:	4 at Colorado (W, 30-0), 9/18/21
5+ rushing touchdowns:	7 vs. Western Illinois (W, 62-10), 9/10/22
6+ rushing touchdowns:	7 vs. Western Illinois (W, 62-10), 9/10/22
7+ rushing touchdowns:	7 vs. Western Illinois (W, 62-10), 9/10/22
<100 net passing yards:	87 vs. Iowa (L, 10-13), 11/19/22
400+ total net yards:	416 at Wisconsin (W, 23-16), 11/26/22
500+ total net yards:	508 at Michigan State (W, 34-7), 9/24/22
600+ total net yards:	679 vs. Western Illinois (W, 62-10), 9/10/22
700+ total net yards:	704 vs. Toledo (W, 63-21), 9/4/04
<100 total net yards:	96 vs. Michigan State (L, 10-26), 11/24/12
<200 total net yards:	180 at Illinois (L, 14-26), 10/15/22
No sacks allowed:	vs. Iowa (L, 10-13), 11/19/22
No punts	at Michigan State (W, 34-7), 9/24/22
No penalties committed:	vs. Iowa (L, 10-13), 11/19/22
100+ yards in penalties:	157 vs. Michigan State (W, 42-34), 10/31/09
Forced 4+ turnovers:	4 at Wisconsin (W, 37-15), 11/24/18
Forced 3+ fumbles:	4 (recovered 1), at Wisconsin (W, 37-15), 11/24/18
3+ fumble recoveries:	3 at Oregon State (W, 48-14), 9/9/17
Recorded 3+ interceptions:	3 vs. Penn State (W, 31-26), 11/9/19
Committed 5+ turnovers:	5 at Northwestern (L, 0-39), 11/18/17
Attempted an onside kick:	at Penn State (L 17-45), 10/22/22
Recovered own onside kick:	vs. Iowa, 10/29/10 (Jordan Wettstein kick, Kim Royston recovery)
Recovered opponent onside kick:	vs. Syracuse, 12/29/22 (Brevyn Spann-Ford recovery)
Attempted a fake field goal:	vs. Michigan, 11/3/12 (did not convert)
Attempted a fake punt:	vs. Michigan, 10/24/20 (Ko Kieft rush failed, did not convert)
Scoring drive of 90+ yards:	99 (19 plays) vs. Rutgers (W, 31-0), 10/29/22
Scoring drive of 99 yards:	19 plays vs. Rutgers (W, 31-0), 10/29/22
Played an overtime game:	at Maryland (L, 44-45 in OT), 10/30/20
Played a double overtime game:	at Fresno State (W, 38-35 in 2OT), 9/7/19
Won an overtime game:	at Fresno State (W, 38-35 in 2OT), 9/7/19
Lost an overtime game:	at Maryland (L, 44-45 in OT), 10/30/20
Beat AP No. 1 Team	vs. No. 1 Michigan (W, 16-0), 10/22/77
Beat AP Top 5 Team	vs. No. 5 Penn State (W, 31-26), 11/9/19
Beat AP Top 10 Team	vs. No. 9 Auburn (W, 31-24), 1/1/20
Beat AP Top 25 Team	vs. No. 18 Wisconsin, 11/27/21
Beat AP Top 25 Team (Road):	at No. 21 Nebraska (W, 28-24), 11/22/14
Beat AP Top 25 Team (Neutral):	vs. No. 9 Auburn (W, 31-24), 1/1/20

**THE LAST TIME: OPPONENT TEAM**

60+ points:	63, Oklahoma, 9/20/86
50+ points:	55, Illinois, 11/3/18
40+ points:	45, Penn State, 10/22/22
30+ points:	45, Penn State, 10/22/22
0 points:	Rutgers, 10/29/22
0 points in first half:	Rutgers, 10/29/22
0 points in second half:	Northwestern, 11/12/22
No offensive TDs in first half:	Wisconsin, 11/26/22
No offensive TDs in second half:	Iowa, 11/19/22
No offensive TDs entire game:	Northwestern, 11/12/22
No offensive TDs in entire B1G game:	Northwestern, 11/12/22
200+ yards rushing:	220, Illinois, 10/15/22
300+ yards rushing:	430, Illinois, 11/3/18
400+ yards rushing:	430, Illinois, 11/3/18
< 50 yards rushing:	48, Rutgers, 10/29/22
< 100 yards rushing:	59, Iowa, 11/19/22
300+ yards passing:	330, Syracuse, 12/29/22
400+ yards passing:	412, Ohio State, 10/13/18
<100 yards passing:	86, Rutgers, 10/29/22
400+ total net yards:	477, Syracuse, 12/29/22
500+ total net yards:	675, Maryland, 10/30/20
600+ total net yards:	675, Maryland, 10/30/20
< 100 total net yards:	91, New Mexico State, 9/1/22
< 200 total net yards:	134, Rutgers, 10/29/22
30+ first downs:	30, Wisconsin, 10/9/10
<10 first downs:	7, Rutgers, 10/29/22
Touchdowns on O, D and ST:	vs. Georgia Southern, 9/14/19
Safety:	Minnesota snap into end zone, Oregon State, 9/1/16
100+ yards in penalties:	120 (12 penalties), Illinois, 11/7/20
No penalties	Iowa, 11/19/22
No third downs converted:	0-for-12, Purdue, 11/10/18
Attempted a fake punt	Nebraska, 10/12/19 (did not convert)
Attempted an onside kick:	Syracuse, 12/29/22 (Minnesota recovered)







# 2022 SEASON REVIEW

## PURDUE MINNESOTA

20  
10

Oct. 1, 2022 • Minneapolis, Minn. • Huntington Bank Stadium  
Attendance: 48,288

SCOREBOARD	1	2	3	4	FINAL
PURDUE (3-2, 1-1)	10	0	0	10	20
MINNESOTA (4-1, 1-1)	0	3	7	0	10

### SCORING

- 1st 08:59 PUR - D.Downing 2 yd rush (M.Fineran kick), 10-68, 04:26 7-0
- 1st 02:07 PUR - M.Fineran 43 yd FG, 4-4, 01:29 10-0
- 2nd 10:22 MINN - M.Trickett 45 yd FG, 6-24, 02:35 10-3
- 3rd 08:06 MINN - B.Williams 1 yd rush (M.Trickett kick), 8-52, 04:34 10-10
- 4th 04:57 PUR - M.Fineran 25 yd FG, 12-70, 05:07 13-10
- 4th 03:13 PUR - D.Mockbee 2 yd rush (M.Fineran kick), 2-70, 00:45 20-10

weather: sunny, 63 • kickoff: 11:01 a.m. (CDT) • time of game: 3:20

### TEAM STATISTICS

STAT	PUR	MINN
First Downs	18	14
Rushes-Yards (Net)-TD	27-160-2	26-47-1
Passing-yards (Net)-TD	199-0	257-0
Comp.-Att.-Int.	27-40-2	18-33-3
Total offensive plays-Yards	67-359	59-304
Fumbles - Lost	1-1	1-0
Penalties - Yds.	4-55	3-30
Punts - Average	5-46.6	5-43.0
Punt Returns: Total - Yds. - TDs	1-11-0	2-24-0
Kickoff Returns: Total - Yds. - TDs	1-20-0	1-25-0
INT Returns: Total - Yds. - TDs	3-43-0	2-0-0
Fumble Returns: Total - Yds. - TDs	0-0-0	0-0-0
Poss. Time	32:22	27:38
3rd. Down Conv.	4-14	4-12
4th. Down Conversions	0-0	0-1
Red-Zone: Scores - Chances	3-3	1-3
Sacks: Total - Yds.	2-10	2-3
PAT: Total - Made	2-2	1-1
Field Goals: Total - Made	2-2	1-2

### INDIVIDUAL STATISTICS

RUSHING	Att	Yds	Loss	Net	TD	Long	Avg
<b>Purdue</b>							
Mockbee, Devin	11	112	0	112	1	68	10.2
Downing, Dylan	10	32	0	32	1	11	3.2
O'Connell, Aidan	4	13	3	10	0	9	2.5
Lewis, Kobe	2	7	1	6	0	7	3.0
<b>Minnesota</b>							
Williams, Bryce	11	38	3	35	1	9	3.2
Potts, Trey	9	22	9	13	0	5	1.4
Kramer, Cole	1	0	0	0	0	0	0.0
Morgan, Tanner	5	9	10	-1	0	5	-0.2

PASSING	Comp.	Att.	Yards	TD	INT	Long	Sack
<b>Purdue</b>							
O'Connell, Aidan	27	40	199	0	2	28	2
<b>Minnesota</b>							
Morgan, Tanner	18	33	257	0	3	66	2

RECEIVING	No.	Yds.	TD	Long
<b>Purdue</b>				
Jones, Charlie	6	55	0	28
Burks, Deion	4	35	0	14
Downing, Dylan	4	28	0	12
Durham, Payne	4	21	0	9
Sheffield, TJ	2	20	0	12
Piferi, Paul	1	18	0	18
Tracy Jr., Tyrone	4	14	0	5
Mockbee, Devin	1	5	0	5
Lewis, Kobe	1	3	0	3
<b>Minnesota</b>				
Jackson, Daniel	6	110	0	66
Brown-Stephens, Michael	3	53	0	28
Spann-Ford, Brevyn	3	53	0	28
Williams, Bryce	5	33	0	12
Potts, Trey	1	8	0	8

LEADING TACKLERS	No.	Yds.	TD	Long
<b>Purdue</b>				
Purdue: Fakasieleki, Semisi 5-3-8; Hampton, Bryce 7-0-7; Deen, Branson 3-3-6				
<b>Minnesota</b> : Smith, Terrell 6-1-7; Oliver, Braelen 1-6-7; Sorri-Marin, Mariano 3-4-7				

## MINNESOTA ILLINOIS

14  
26

Oct. 15, 2022 • Champaign, Ill. • Memorial Stadium  
Attendance: 45,683

SCOREBOARD	1	2	3	4	FINAL
MINNESOTA (4-2, 1-2)	0	7	7	0	14
ILLINOIS (6-1, 3-1)	7	6	7	6	26

### SCORING

- 1st 10:56 ILLINI - C.Brown 40 yd pass from T.Devito (F.Pinton kick), 9-75, 04:04 0-7
- 2nd 13:06 ILLINI - F.Pinton 31 yd FG, 15-74, 05:36 0-10
- 2nd 08:30 MINN - T.Morgan 9 yd rush (M.Trickett kick), 8-80, 04:32 7-10
- 2nd 00:20 ILLINI - F.Pinton 23 yd FG, 19-72, 08:05 7-13
- 3rd 14:34 MINN - M.Ibrahim 4 yd rush (M.Trickett kick), 1-4, 00:13 14-13
- 3rd 11:45 ILLINI - T.Devito 5 yd rush (F.Pinton kick), 7-75, 02:49 14-20
- 4th 13:02 ILLINI - F.Pinton 23 yd FG, 15-75, 06:54 14-23
- 4th 03:22 ILLINI - F.Pinton 30 yd FG, 14-68, 06:44 14-26

weather: 48, sunny • kickoff: 11:01 a.m. (CDT) • time of game: 3:14

### TEAM STATISTICS

Stat	MINN	ILL
First Downs	12	27
Rushes-Yards (Net)-TD	24-142-2	54-220-1
Passing-yards (Net)-TD	38-0	252-1
Comp.-Att.-Int.	6-18-3	25-32-0
Total offensive plays-Yards	42-180	86-472
Fumbles - Lost	0-0	0-0
Penalties - Yds.	2-20	6-56
Punts - Average	4-40.2	3-39.7
Punt Returns: Total - Yds. - TDs	0-0-0	1-0-0
Kickoff Returns: Total - Yds. - TDs	6-168-0	1-18-0
INT Returns: Total - Yds. - TDs	0-0-0	3-0-0
Fumble Returns: Total - Yds. - TDs	0-0-0	0-0-0
Poss. Time	19:56	40:04
3rd. Down Conv.	2-7	6-17
4th. Down Conversions	1-1	4-4
Red-Zone: Scores - Chances	2-2	5-5
Sacks: Total - Yds.	0-0	2-14
PAT: Total - Made	2-2	2-2
Field Goals: Total - Made	0-0	4-4

### INDIVIDUAL STATISTICS

RUSHING	Att	Yds	Loss	Net	TD	Long	Avg
<b>Minnesota</b>							
Ibrahim, Mohamed	15	129	2	127	1	44	8.5
Morgan, Tanner	6	27	4	23	1	9	3.8
TEAM	1	0	2	-2	0	0	-2.0
Kaliakmanis, Athan	2	4	10	-6	0	4	-3.0
<b>Illinois</b>							
Brown, Chase	41	190	10	180	0	17	4.4
Hayden, Chase	6	32	4	28	0	23	4.7
Devito, Tommy	3	17	0	17	1	10	5.7
Williams, Isaiah	2	3	3	0	0	3	0.0
TEAM	1	0	2	-2	0	0	-2.0
Love III, Reggie	1	0	3	-3	0	0	-3.0

PASSING	Comp.	Att.	Yards	TD	INT	Long	Sack
<b>Minnesota</b>							
Morgan, Tanner	4	12	21	0	1	11	1
Kaliakmanis, Athan	2	6	17	0	2	11	1
<b>Illinois</b>							
Devito, Tommy	25	32	252	1	0	40	0

RECEIVING	No.	Yds.	TD	Long
<b>Minnesota</b>				
Spann-Ford, Brevyn	4	32	0	11
Jackson, Daniel	1	4	0	4
Ibrahim, Mohamed	1	2	0	2
<b>Illinois</b>				
Williams, Isaiah	9	62	0	15
Bryant, Pat	7	58	0	12
Hightower, Brian	3	55	0	35
Brown, Chase	3	53	1	40
Washington, Casey	2	16	0	9
Reiman, Tip	1	8	0	8

LEADING TACKLERS	No.	Yds.	TD	Long
<b>Minnesota</b>				
Minnesota: Nubin, Tyler 9-4-13; Oliver, Braelen 8-2-10; Howden, Jordan 9-1-10				
<b>Illinois</b> : Jacas, Gabe 5-1-6; Brown, Sydney 2-3-5; Coleman, Seth 2-3-5				

# MINNESOTA PENN STATE

17  
45

Oct. 22, 2022 • University Park, Pa. • Beaver Stadium  
Attendance: 109,813

SCOREBOARD	1	2	3	4	FINAL
MINNESOTA (4-3, 1-3)	3	7	0	7	17
PENN STATE (6-1, 3-1)	0	17	21	7	45

## SCORING

- 1st 01:57 MINN - M.Trickett 35 yd FG, 4-3, 02:35 3-0
- 2nd 13:55 PSU - J.Pinegar 41 yd FG, 9-51, 03:02 3-3
- 2nd 09:05 PSU - T.Warren 38 yd pass from S.Clifford (J.Pinegar kick), 7-76, 02:55 3-10
- 2nd 04:01 PSU - T.Johnson 18 yd pass from S.Clifford (J.Pinegar kick), 8-86, 03:05 3-17
- 2nd 00:32 MINN - M.Ibrahim 3 yd rush (M.Trickett kick), 9-90, 01:25 10-17
- 3rd 11:59 PSU - P.Washington 35 yd pass from S.Clifford (J.Pinegar kick), 4-64, 01:06 10-24
- 3rd 06:33 PSU - N.Singleton 16 yd rush (J.Pinegar kick), 7-55, 02:37 10-31
- 3rd 00:27 PSU - M.Tinsley 20 yd pass from S.Clifford (J.Pinegar kick), 11-67, 04:39 10-38
- 4th 08:03 MINN - B.Spann-Ford 2 yd pass from A.Kaliakmanis (M.Trickett kick), 14-68, 07:18 17-38
- 4th 06:35 PSU - N.Singleton 30 yd rush (J.Pinegar kick), 3-40, 01:27 17-45

weather: 58, sunny • kickoff: 6:45 p.m. (CDT) • time of game: 3:19

## TEAM STATISTICS

Stat	MINN	PSU
First Downs	16	24
Rushes-Yards (Net)-TD	46-165-1	34-175-2
Passing-yards (Net)-TD	175-1	304-4
Comp.-Att.-Int.	9-22-1	24-33-1
Total offensive plays-Yards	68-340	67-479
Fumbles - Lost	0-0	0-0
Penalties - Yds.	8-52	4-35
Punts - Average	7-42.7	4-42.2
Punt Returns: Total - Yds. - TDs	0-0-0	2-(4)-0
Kickoff Returns: Total - Yds. - TDs	2-39-0	0-0-0
INT Returns: Total - Yds. - TDs	1-37-0	1-35-0
Fumble Returns: Total - Yds. - TDs	0-0-0	0-0-0
Poss. Time	31:30	28:30
3rd. Down Conv.	2-13	5-11
4th. Down Conversions	2-3	1-1
Red-Zone: Scores - Chances	3-4	3-3
Sacks: Total - Yds.	0-0	1-1
PAT: Total - Made	2-2	6-6
Field Goals: Total - Made	1-1	1-1

## INDIVIDUAL STATISTICS

RUSHING	Att.	Yds.	Loss	Net	TD	Long	Avg.
<b>Minnesota</b>							
Ibrahim, Mohamed	30	113	11	102	1	13	3.4
Kaliakmanis, Athan	7	46	1	45	0	16	6.4
Williams, Bryce	4	11	0	11	0	4	2.8
Potts, Trey	5	12	5	7	0	7	1.4
<b>Penn State</b>							
Singleton, Nicholas	13	81	2	79	2	30	6.1
Allen, Kaytron	15	77	0	77	0	14	5.1
Smith, Tank	4	15	2	13	0	9	3.3
Evans, Omari	1	7	0	7	0	7	7.0
TEAM	1	0	1	-1	0	0	-1.0

PASSING	Comp.	Att.	Yards	TD	INT	Long	Sack
<b>Minnesota</b>							
Kaliakmanis, Athan	9-22	175		1	1	49	1
<b>Penn State</b>							
Clifford, Sean	23-31	295		4	1	38	0
Allar, Drew	1-2-9			0	0	9	0

RECEIVING	No.	Yds.	TD	Long
<b>Minnesota</b>				
Spann-Ford, Brevyn	5	68	1	28
Brown-Stephens, Michael	2	55	0	49
Brockington, Lemeke	1	33	0	33
Williams, Bryce	1	19	0	19
<b>Penn State</b>				
Johnson, Theo	5	75	1	25
Washington, Parker	7	70	1	35
Tinsley, Mitchell	4	58	1	30
Warren, Tyler	1	38	1	38
Singleton, Nicholas	2	28	0	22
Wallace III, Harrison	1	17	0	17
Allen, Kaytron	3	13	0	6
Strange, Brenton	1	5	0	5

## LEADING TACKLERS

- Minnesota: Sori-Marin, Mariano 7-8-15; Howden, Jordan 4-3-7; Lindenberg, Cody 3-4-7
- Penn State: Jacobs, Curtis 7-7-14; Carter, Abdul 3-5-8; Brown, Jr Ayir 6-1-7

# RUTGERS MINNESOTA

0  
31

Oct. 29, 2022 • Minneapolis, Minn. • Huntington Bank Stadium  
Attendance: 49,368

SCOREBOARD	1	2	3	4	FINAL
RUTGERS (4-4, 1-4)	0	0	0	0	0
MINNESOTA (5-3, 2-3)	0	14	0	17	31

## SCORING

- 2nd 14:20 MINN - M.Ibrahim 2 yd rush (M.Trickett kick), 19-99, 10:27 0-7
- 2nd 05:14 MINN - M.Ibrahim 1 yd rush (M.Trickett kick), 13-86, 07:03 0-14
- 4th 10:19 MINN - M.Ibrahim 28 yd rush (M.Trickett kick), 2-33, 00:49 0-21
- 4th 02:06 MINN - M.Trickett 31 yd FG, 10-51, 04:49 0-24
- 4th 01:20 MINN - B.Williams 3 yd rush (M.Trickett kick), 1-3, 00:02 0-31

weather: 66, sunny • kickoff: 1:31 p.m. (CDT) • time of game: 3:10

## TEAM STATISTICS

Stat	RU	MINN
First Downs	7	21
Rushes-Yards (Net)-TD	21-48-0	53-253-4
Passing-yards (Net)-TD	86-0	122-0
Comp.-Att.-Int.	12-17-1	11-22-0
Total offensive plays-Yards	45-134	74-375
Fumbles - Lost	1-1	0-0
Penalties - Yds.	9-53	5-45
Punts - Average	5-51.2	4-39.2
Punt Returns: Total - Yds. - TDs	0-0-0	1-0-0
Kickoff Returns: Total - Yds. - TDs	1-16-0	0-0-0
INT Returns: Total - Yds. - TDs	0-0-0	2-32-0
Fumble Returns: Total - Yds. - TDs	0-0-0	0-0-0
Poss. Time	18:58	41:02
3rd. Down Conv.	2-10	12-18
4th. Down Conversions	1-2	1-1
Red-Zone: Scores - Chances	0-0	4-4
Sacks: Total - Yds.	0-0	1-4
PAT: Total - Made	0-0	4-4
Field Goals: Total - Made	0-0	1-1

## INDIVIDUAL STATISTICS

RUSHING	Att.	Yds.	Loss	Net	TD	Long	Avg.
<b>Rutgers</b>							
Monangai, Kyle	7	30	1	29	0	14	4.1
Wimsatt, Gavin	4	11	2	9	0	8	2.3
Young, Aaron	3	7	0	7	0	3	2.3
Cruikshank, Aron	1	2	0	2	0	2	2.0
Salaam, Al-Shade	3	2	1	1	0	1	0.3
Vedral, Noah	3	4	4	0	0	3	0.0
<b>Minnesota</b>							
Ibrahim, Mohamed	36	160	1	159	3	28	4.4
Potts, Trey	6	57	0	57	0	40	9.5
Morgan, Tanner	3	17	0	17	0	15	5.7
Williams, Bryce	7	18	1	17	1	8	2.4
Brown-Stephens, Michael	1	3	0	3	0	3	3.0

PASSING	Comp.	Att.	Yards	TD	INT	Long	Sack
<b>Rutgers</b>							
Wimsatt, Gavin	6-17	68		0	1	18	0
Vedral, Noah	3-7	18		0	1	13	1
<b>Minnesota</b>							
Morgan, Tanner	14-21	122		0	0	21	0

RECEIVING	No.	Yds.	TD	Long
<b>Rutgers</b>				
Ryan, Sean	4	46	0	18
Langan, Johnny	3	26	0	13
Long, Chris	2	14	0	9
<b>Minnesota</b>				
Jackson, Daniel	6	51	0	18
Spann-Ford, Brevyn	4	29	0	21
Brown-Stephens, Michael	2	23	0	14
Williams, Bryce	1	11	0	11
Ibrahim, Mohamed	1	8	0	8

## LEADING TACKLERS

- Rutgers: Igbinosun, Desmond 4-10-14; Young, Avery 5-8-13; Jennings, Deion 4-9-13
- Minnesota: Smith, Terrell 5-1-6; Lindenberg, Cody 2-3-5; Sori-Marin, Mariano 2-3-5

MINNESOTA NEBRASKA

20 13

Nov. 5, 2022 • Lincoln, Neb. • Memorial Stadium

Attendance: 86,284

SCOREBOARD table showing final scores: MINNESOTA (6-3, 3-3) 20, NEBRASKA (3-6, 2-4) 13.

SCORING: 1st 10:46 NEB - C.Purdy 2 yd rush... 4th 04:49 NEB - T.Bleekrode 26 yd FG... weather: 40, sunny • kickoff: 11:02 a.m. (CDT) • time of game: 3:36

TEAM STATISTICS

Table comparing team statistics for NEB and MIN across categories like First Downs, Rushes-Yards, Passing-Yards, etc.

INDIVIDUAL STATISTICS

Player performance tables for Rushing and Passing, listing individual statistics for players like Ibrahim, Mohamed, Kaliakmanis, Athan, etc.

NORTHWESTERN MINNESOTA

3 31

Nov. 12, 2022 • Minneapolis, Minn. • Huntington Bank Stadium

Attendance: 41,686

SCOREBOARD table showing final scores: NORTHWESTERN (1-9, 1-6) 3, MINNESOTA (7-3, 4-3) 31.

SCORING: 1st 03:04 MIN - M.Ibrahim 6 yd rush... 4th 04:24 MIN - Z.Evans 6 yd rush... weather: 31, cloudy • kickoff: 2:40 p.m. (CDT) • time of game: 3:02

TEAM STATISTICS

Table comparing team statistics for MIN and NU across categories like First Downs, Rushes-Yards, Passing-Yards, etc.

INDIVIDUAL STATISTICS

Player performance tables for Rushing and Passing, listing individual statistics for players like Hull, Evan, Freeman, Cole, etc.

**IOWA** 13  
**MINNESOTA** 10

Nov. 19, 2022 • Minneapolis, Minn. • Huntington Bank Stadium  
Attendance: 45,816

SCOREBOARD	1	2	3	4	FINAL
IOWA (7-4, 5-3)	10	0	0	3	13
MINNESOTA (7-4, 4-4)	0	7	3	0	10

**SCORING**  
1st 09:01 IOWA - D.Stevens 38 yd FG, 5-59, 02:06 3-0  
1st 00:42 IOWA - S.Petras 1 yd rush (D.Stevens kick), 12-66, 06:19 10-0  
2nd 10:24 MIN - M.Ibrahim 5 yd rush (M.Trickett kick), 9-72, 05:13 10-7  
3rd 8:20 MIN - M.Trickett 27 yd FG, 8-76, 03:24 10-10  
4th 00:28 IOWA - D.Stevens 21 yd FG, 5-42, 01:38 13-10  
**weather:** 17, sunny • **kickoff:** 3:05 p.m. (CDT) • **time of game:** 3:10

**TEAM STATISTICS**

Stat	IOWA	MINN
First Downs	13	17
Rushes-Yards (Net)-TD	28-59-1	50-312-1
Passing-yards (Net)-TD	221-0	87-0
Comp.-Att.-Int.	15-24-0	7-15-1
Total offensive plays-Yards	52-280	65-399
Fumbles - Lost	3-0	1-1
Penalties - Yds.	0-0	0-0
Punts - Average	5-42.4	3-39.7
Punt Returns: Total - Yds. - TDs	2-24-0	1-0-0
Kickoff Returns: Total - Yds. - TDs	0-0-0	3-66-0
INT Returns: Total - Yds. - TDs	1-30-0	0-0-0
Fumble Returns: Total - Yds. - TDs	0-0-0	0-0-0
Pos. Time	24:47	35:13
3rd. Down Conv.	3-11	7-16
4th. Down Conversions	1-1	1-2
Red-Zone: Scores - Chances	3-3	2-4
Sacks: Total - Yds.	0-0	1-10
PAT: Total - Made	1-1	1-1
Field Goals: Total - Made	2-2	1-2

**INDIVIDUAL STATISTICS**

RUSHING	Att	Yds	Loss	Net	TD	Long	Avg
<b>Iowa</b>							
Johnson,Kaleb	8	43	0	43	0	21	5.4
Williams,Leshon	11	38	0	38	0	17	3.5
Williams,Gavin	2	8	0	8	0	8	4.0
Petras,Spencer	5	2	16	-14	1	1	-2.8
TEAM	2	0	16	-16	0	0	-8.0
<b>Minnesota</b>							
Ibrahim,Mohamed	39	265	2	263	1	54	6.7
Kaliakmanis,Athan	4	34	2	32	0	19	8.0
Potts,Trey	5	13	0	13	0	4	2.6
Williams,Bryce	1	3	0	3	0	3	3.0
Kramer,Cole	1	1	0	1	0	1	1.0

PASSING	Comp	Att	Yards	TD	INT	Long	Sack
<b>Iowa</b>							
Petras,Spencer	15	24	221	0	0	58	1
<b>Minnesota</b>							
Kaliakmanis,Athan	7	15	87	0	1	29	0

RECEIVING	No.	Yds	TD	Long
<b>Iowa</b>				
LaPorta,Sam	4	95	0	58
Lachey,Luke	5	77	0	33
Brecht,Brody	2	21	0	14
Ragainsi,Nico	1	11	0	11
Bruce IV,Arland	1	7	0	7
Ostrenga,Addison	1	6	0	6
Williams,Gavin	1	4	0	4
<b>Minnesota</b>				
Jackson,Daniel	2	43	0	29
Brockington,Lemeke	2	25	0	13
Spann-Ford,Brevyn	2	12	0	7
Ibrahim,Mohamed	1	7	0	7

LEADING TACKLERS	Player	Tackles
<b>Iowa</b>	Campbell,Jack	6-4-10
<b>Minnesota</b>	Nubin,Tyler	6-2-8
	Lindenberg,Cody	6-2-8
	Walley,Justin	4-2-6
	Howden,Jordan	3-3-6

**MINNESOTA** 23  
**WISCONSIN** 16

Nov. 26, 2022 • Madison, Wis. • Camp Randall Stadium  
Attendance: 75,728

SCOREBOARD	1	2	3	4	FINAL
MINNESOTA (8-4, 5-4)	7	3	3	10	23
WISCONSIN (6-6, 4-5)	3	3	10	0	16

**SCORING**  
1st 09:39 WISC - N.Van Zelst 40 yd FG, 11-53, 05:21 0-3  
1st 03:45 MINN - D.Jackson 6 yd pass from A.Kaliakmanis (M.Trickett kick), 10-81, 05:49 7-3  
2nd 08:51 WISC - N.Van Zelst 43 yd FG, 12-65, 06:04 7-6  
2nd 00:00 MINN - M.Trickett 25 yd FG, 13-75, 04:40 10-6  
3rd 10:59 MINN - M.Trickett 50 yd FG, 8-49, 03:56 13-6  
3rd 07:58 WISC - N.Van Zelst 36 yd FG, 9-57, 03:01 13-9  
3rd 03:14 WISC - C.Dike 9 yd rush (N.Van Zelst kick), 6-54, 03:07 13-16  
4th 07:58 MINN - M.Trickett 27 yd FG, 9-69, 03:03 16-16  
4th 03:40 MINN - L.Brockington 45 yd pass from A.Kaliakmanis (M.Trickett kick), 6-71, 02:41 23-16  
**weather:** 51, sunny • **kickoff:** 2:34 p.m. (CDT) • **time of game:** 3:34

**TEAM STATISTICS**

Stat	MINN	WIS
First Downs	21	18
Rushes-Yards (Net)-TD	37-97-0	33-143-1
Passing-yards (Net)-TD	319-2	191-0
Comp.-Att.-Int.	19-29-0	18-33-1
Total offensive plays-Yards	66-416	66-334
Fumbles - Lost	0-0	0-0
Penalties - Yds.	6-55	6-55
Punts - Average	4-41.8	5-43.0
Punt Returns: Total - Yds. - TDs	1-3-0	1-(-1)-0
Kickoff Returns: Total - Yds. - TDs	3-33-0	0-0-0
INT Returns: Total - Yds. - TDs	1-28-0	0-0-0
Fumble Returns: Total - Yds. - TDs	0-0-0	0-0-0
Pos. Time	30:17	29:43
3rd. Down Conv.	5-14	5-16
4th. Down Conversions	0-1	1-2
Red-Zone: Scores - Chances	3-4	2-3
Sacks: Total - Yds.	0-0	3-25
PAT: Total - Made	2-2	1-1
Field Goals: Total - Made	3-4	3-3

**INDIVIDUAL STATISTICS**

RUSHING	Att	Yds	Loss	Net	TD	Long	Avg
<b>Minnesota</b>							
Ibrahim,Mohamed	27	80	10	70	0	14	2.6
Kaliakmanis,Athan	7	39	25	14	0	23	2.0
Williams,Bryce	1	11	0	11	0	11	11.0
Potts,Trey	2	2	0	2	0	1	1.0
<b>Wisconsin</b>							
Mellusi,Chez	19	75	0	75	0	14	3.9
Guereudo,Isaac	7	40	0	40	0	14	5.7
Mertz,Graham	4	11	0	11	0	4	2.8
Dike,Chimere	1	9	0	9	1	9	9.0
Wolf,Chase	1	7	0	7	0	7	7.0
Bell,Skylar	1	1	0	1	0	1	1.0

PASSING	Comp	Att	Yards	TD	INT	Long	Sack
<b>Minnesota</b>							
Kaliakmanis,Athan	19	29	319	2	0	45	3
<b>Wisconsin</b>							
Mertz,Graham	16	27	170	0	1	28	0
Wolf,Chase	2	6	21	0	0	16	0

RECEIVING	No.	Yds	TD	Long
<b>Minnesota</b>				
Spann-Ford,Brevyn	7	95	0	20
Wright,Dylan	5	86	0	42
Jackson,Daniel	5	86	1	34
Brockington,Lemeke	2	52	1	45
<b>Wisconsin</b>				
Dike,Chimere	5	52	0	16
Engram,Dean	3	41	0	24
Levin,Keontez	2	36	0	25
Acker,Jackson	2	34	0	28
Bell,Skylar	2	16	0	11
Guereudo,Isaac	4	12	0	6

LEADING TACKLERS	Player	Tackles
<b>Minnesota</b>	Dixon,Michael	7-0-7
<b>Wisconsin</b>	Njongmeta,Maema	9-3-12
	Latu,Kamo	5-2-7
	Benton,Keenan	1-4-5

**SYRACUSE** 20  
**MINNESOTA** 28

Dec. 29, 2022 • Bronx, N.Y. • Yankee Stadium

Attendance: 31,131

SCOREBOARD	1	2	3	4	FINAL
SYRACUSE (7-6)	0	7	6	7	20
MINNESOTA (9-4)	0	14	14	0	28

**SCORING**

- 2nd 13:39 MIN - M.Ibrahim 4 yd rush (M.Trickett kick), 9-62, 04:33 0-7
- 2nd 06:39 MIN - D.Jackson 20 yd pass from T.Morgan (M.Trickett kick), 9-62, 04:02 0-14
- 2nd 00:08 SYR - G.Shrader 1 yd rush (A.Szmyt kick), 5-86, 00:47 7-14
- 3rd 10:26 SYR - A.Szmyt 40 yd FG, 9-65, 04:34 10-14
- 3rd 07:22 MIN - C.Bryson 70 yd interception return (M.Trickett kick), 01:33 10-21
- 3rd 01:38 SYR - A.Szmyt 38 yd FG, 13-53, 05:32 13-21
- 3rd 00:35 MIN - D.Jackson 25 yd pass from T.Morgan (M.Trickett kick), 2-25, 00:49 13-28
- 4th 02:30 SYR - G.Shrader 8 yd rush (A.Szmyt kick), 10-63, 02:03 20-28

weather: 47, sunny • kickoff: 1:03 p.m. (CDT) • time of game: 3:26

**TEAM STATISTICS**

Stat	SYR	MINN
First Downs	27	14
Rushes-Yards (Net)-TD	147-2	77-1
Passing-yards (Net)-TD	330-0	138-2
Comp.-Att.-Int.	32-51-1	11-16-0
Total offensive plays-Yards	85-477	49-215
Fumbles - Lost	1-0	1-0
Penalties - Yds.	6-42	2-20
Punts - Average	4-28.5	6-43.0
Punt Returns: Total - Yds. - TDs	2-26-0	0-0-0
Kickoff Returns: Total - Yds. - TDs	3-71-0	3-118-0
INT Returns: Total - Yds. - TDs	0-0-0	1-70-1
Fumble Returns: Total - Yds. - TDs	0-0-0	0-0-0
Poss. Time	34:03	25:57
3rd. Down Conv.	7-16	5-11
4th. Down Conversions	1-3	0-0
Red-Zone: Scores - Chances	3-3	2-3
Sacks: Total - Yds.	2-14	2-16
PAT: Total - Made	2-2	4-4
Field Goals: Total - Made	2-2	0-0

**INDIVIDUAL STATISTICS**

**RUSHING** Att...Yds...Loss...Net...TD...Long...Avg.

**Syracuse**

Allen,LeQuint	15	97	3	94	0	29	6.3
Shrader,Garrett	14	54	16	38	2	9	2.7
Pena,Trebor	2	8	0	8	0	8	4.0
Price,Juwaun	3	7	0	7	0	5	2.3

**Minnesota**

Ibrahim,Mohamed	16	71	0	71	1	10	4.4
Potts,Trey	9	28	1	27	0	9	3.0
Williams,Bryce	2	6	0	6	0	5	3.0
Morgan,Tanner	2	0	8	-8	0	0	-4.0
TEAM	2	0	8	-8	0	0	-4.0
Kaliakmanis,Athan	2	0	11	-11	0	0	-5.5

**PASSING** Comp.-Att.-Yards...TD...INT...Long...Sack

**Syracuse**

Shrader,Garrett	32-51-330	0	1	31	2
-----------------	-----------	---	---	----	---

**Minnesota**

Kaliakmanis,Athan	7-9-80	0	0	21	1
Morgan,Tanner	4-7-58	2	0	25	1

**RECEIVING** No...Yds...TD...Long

**Syracuse**

Cooper,Devaughn	7	114	0	31
Gadsden II,Oronde	7	78	0	18
Allen,LeQuint	11	60	0	12
Alford,Damien	3	57	0	29
Pena,Trebor	3	12	0	9
Adams,D'Marcus	1	9	0	9

**Minnesota**

Jackson,Daniel	4	73	2	25
Brockington,Lemeke	2	27	0	15
Spann-Ford,Breyvn	2	16	0	10
Wright,Dylan	2	14	0	11
Williams,Bryce	1	8	0	8

**LEADING TACKLERS**

- Syracuse: Barron,Justin 7-0-7; Johnson,Isaiah 4-2-6; Bailey,Kadin 5-1-6
- Minnesota: Lindenberg,Cody 9-2-11; Sori-Marin,Mariano 7-3-10; Bryson,Coleman 7-0-7; Howden,Jordan 6-1-7



# RUSHING RECORDS

**Mohamed Ibrahim (2018-22)** • career and single-season leader in rushing yards and touchdowns



**Darrell Thompson (1986-89)**  
career leader in rushing attempts

## ATTEMPTS

**Game:** 57<sup>^</sup>, Kent Kitzmann vs. Illinois, 11/12/77  
**Season:** 320, Mohamed Ibrahim, 2022  
**Career:** 936, Darrell Thompson, 1986-89  
<sup>^</sup> Big Ten record

## NET YARDS

**Game:** 294, Chris Darkins vs. Purdue, 10/7/95  
**Season:** 1,665, Mohamed Ibrahim, 2022  
**Career:** 4,668, Mohamed Ibrahim, 2018-22

## YARDS PER GAME

**Season:** 153.7, Mohamed Ibrahim, 2020 (7 games)  
 138.8, Mohamed Ibrahim, 2022 (12 games)  
**Career:** 113.9, Mohamed Ibrahim, 2018-22

## YARDS PER ATTEMPT

**Season:** 6.92, Laurence Maroney, 2003  
 7.73#, Wayne "Red" Williams, 1944  
**Career:** 6.07, Gary Russell, 2004-05  
 6.25#, "Red" Williams, 1942-45

## RUSHING TOUCHDOWNS

**Game:** 4, Mohamed Ibrahim at Maryland, 10/30/20  
 4, Mohamed Ibrahim at Illinois, 11/7/20  
 4, Mitch Leidner vs. San Jose State, 9/21/13  
 4, Marion Barber III vs. Ohio, 9/13/03  
 4, Darrell Thompson vs. Bowling Green, 9/1/86  
 4, John King vs. Iowa, 10/21/72  
 4, Jim Carter vs. Iowa, 11/1/69  
 4, Curtis Wilson vs. Indiana, 11/18/67  
**Season:** 20, Mohamed Ibrahim, 2022  
**Career:** 53, Mohamed Ibrahim, 2018-22

## LONGEST RUSH

98<sup>^</sup>, Darrell Thompson vs. Michigan, 11/7/87  
 100#, O.C. Nelson vs. Carleton, 10/1/1898

## 200-YARD RUSHING GAMES

**Season:** 3, Laurence Maroney, 2005  
**Career:** 5, Mohamed Ibrahim, 2018-22

## 100-YARD RUSHING GAMES

**Season:** 10, Mohamed Ibrahim, 2022 (12 games)  
**Career:** 24, Mohamed Ibrahim, 2018-22  
**Consecutive:** 19, Mohamed Ibrahim, 1/1/20-11/19/22

## FRESHMAN RECORDS

**Season Attempts:** 242, Darrell Thompson, 1986  
**Season Yards:** 1,376, Darrell Thompson, 1986  
**Season TDs:** 10, Laurence Maroney, 2003  
**Game Yards:** 224, Mohamed Ibrahim, 12/26/18

## SOPHOMORE RECORDS

**Season Attempts:** 247, Marion Barber, 1978  
**Season Yards:** 1,368, Tellis Redmon, 2000  
**Season TDs:** 18, Gary Russell, 2005  
**Game Yards:** 246, Tellis Redmon, 12/27/00

## JUNIOR RECORDS

**Season Attempts:** 293, Tellis Redmon, 2000  
**Season Yards:** 1,464, Laurence Maroney, 2005  
**Season TDs:** 15, Mohamed Ibrahim, 2020  
**Game Yards:** 266, Kent Kitzmann, 11/12/77

## SENIOR RECORDS

**Season Attempts:** 320, Mohamed Ibrahim, 2022  
**Season Yards:** 1,665, Mohamed Ibrahim, 2022  
**Season TDs:** 20, Mohamed Ibrahim, 2022  
**Game Yards:** 294, Chris Darkins, 10/7/95

*# Pre-Modern Era (before 1945) record*

*<sup>^</sup> Big Ten record*





# RUSHING RECORDS

## GAME RECORDS

### RUSHING ATTEMPTS

1. Kent Kitzmann at Illinois (11/12/77)	57^
2. Laurence Maroney vs. Purdue (9/24/05)	46
3. Laurence Maroney vs. Wisconsin (10/15/05)	43
4. Tellis Redmon vs. N.C. State (12/27/00)	42
Kent Kitzmann vs. Western Michigan (9/23/76)	42
6. Mohamed Ibrahim at Maryland (10/30/20)	41
7. Kent Kitzmann vs. Wisconsin (11/19/77)	40
8. Mohamed Ibrahim vs. Iowa (11/19/22)	39
9. Chris Darkins vs. Purdue (10/7/95)	38
Thomas Hamner at Penn State (11/6/99)	38

### RUSHING YARDS (MIN. 200 YARDS)

1. Chris Darkins vs. Purdue (10/7/95)	294
2. Clarence Schutte vs. Illinois (11/15/24)#	282
3. Kent Kitzmann at Illinois (11/12/77)	266
4. Mohamed Ibrahim vs. Iowa (11/19/22)	263
5. Laurence Maroney vs. Wisconsin (10/15/05)	258
6. Tellis Redmon vs. N.C. State (12/27/00)	246
7. Terry Jackson II vs. Northwestern (10/10/02)	239
8. Terry Jackson II at Michigan State (10/19/02)	238
9. Chris Darkins vs. Purdue (10/8/94)	234
10. Marion Barber vs. Illinois (11/18/78)	233
11. Pug Lund vs. Mississippi (11/5/32)#	232
12. Darrell Thompson vs. Indiana State (9/30/89)	231
13. Garry White vs. Wisconsin (11/17/79)	230
14. Mohamed Ibrahim at Illinois (11/7/20)	224
Mohamed Ibrahim vs. Georgia Tech (12/26/18)	224
16. Garry White vs. Ohio State (9/15/79)	221
17. David Cobb vs. Middle Tennessee (9/6/14)	220
18. Laurence Maroney vs. Purdue (9/24/05)	217
19. Barry Mayer vs. Wisconsin (11/22/69)	216
20. Rodney Smith vs. Illinois (10/5/19)	211
Tellis Redmon at Wisconsin (11/4/00)	211
22. Rick Upchurch vs. Iowa (10/19/74)	210
23. Mohamed Ibrahim at Maryland (10/30/20)	207
David Cobb vs. San Jose State (9/20/14)	207
25. Amir Pinnix vs. Michigan State (11/12/05)	206
26. Chris Darkins at Syracuse (9/23/95)	205
Darrell Thompson vs. Bowling Green (9/1/86)	205
28. Laurence Maroney at Tulsa (9/1/05)	203
29. Mohamed Ibrahim vs. Colorado (9/17/22)	202
30. Marion Barber III at Colorado State (9/18/04)	201
Darrell Thompson vs. Michigan (11/7/87)	201
Garry White vs. Michigan State (11/15/80)	201

### TOUCHDOWNS

1. Mohamed Ibrahim at Illinois (11/7/20)	4
Mohamed Ibrahim at Maryland (10/30/20)	4
Mitch Leidner vs. San Jose State (9/21/13)	4
Marion Barber III at Ohio (9/13/03)	4
Darrell Thompson vs. Bowling Green (9/1/86)	4
John King vs. Iowa (10/21/72)	4
Jim Carter vs. Iowa (11/1/69)	4
Curtis Wilson vs. Indiana (11/18/67)	4

## SEASON RECORDS

### RUSHING ATTEMPTS

1. Mohamed Ibrahim, 2022	320
2. David Cobb, 2014	314
3. Thomas Hamner, 1999	308
4. Tellis Redmon, 2000	293
5. Laurence Maroney, 2005	281
6. Chris Darkins, 1994	277
7. Darrell Thompson, 1989	260
8. Amir Pinnix, 2006	252
9. Marion Barber, 1978	247
10. Darrell Thompson, 1986	242

### RUSHING YARDS (MIN. 1000 YARDS)

1. Mohamed Ibrahim, 2022	1,665
2. David Cobb, 2014	1,626
3. Laurence Maroney, 2005	1,464
4. Chris Darkins, 1994	1,443
5. Thomas Hamner, 1999	1,426
6. Darrell Thompson, 1986	1,376
7. Tellis Redmon, 2000	1,368
8. Laurence Maroney, 2004	1,348
9. Terry Jackson II, 2002	1,317
10. Amir Pinnix, 2006	1,272
11. Marion Barber III, 2004	1,269
12. Darrell Thompson, 1987	1,229
13. Marion Barber, 1978	1,210
14. David Cobb, 2013	1,202
15. Marion Barber III, 2003	1,196
16. John King, 1972	1,164
17. Rodney Smith, 2019	1,163
18. Mohamed Ibrahim, 2018	1,160
19. Rodney Smith, 2016	1,158
20. Darrell Thompson, 1989	1,139
21. Gary Russell, 2005	1,130
22. Laurence Maroney, 2003	1,121
23. Tellis Redmon, 2001	1,091
24. Mohamed Ibrahim, 2020	1,076

### RUSHING YARDS PER GAME

1. Mohamed Ibrahim, 2020	153.7
2. Mohamed Ibrahim, 2022	138.8
2. Laurence Maroney, 2005	133.1
3. Chris Darkins, 1994	131.2
4. David Cobb, 2014	125.1
5. Thomas Hamner, 1999	118.8
6. Mohamed Ibrahim, 2018	116.0
7. Darrell Thompson, 1986	114.7
8. Tellis Redmon, 2000	114.0
9. Laurence Maroney, 2004	112.3
10. Darrell Thompson, 1987	111.7

### RUSHING AVG. PER CARRY (MIN. 100 ATT.)

1. Laurence Maroney, 2003	(162 att.)	6.92
2. Wayne "Red" Williams, 1944#	(136)	6.70
3. Francis "Pug" Lund, 1934#	(100)	6.67
4. Garry White, 1979	(135)	6.37
5. Bob McNamara, 1954	(112)	6.32
6. Marion Barber III, 2001	(118)	6.28
7. Laurence Maroney, 2004	(217)	6.21
8. Rick Upchurch, 1974	(153)	6.16
9. Gary Russell, 2005	(186)	6.08
10. Valdez Baylor, 1985	(112)	6.07

### RUSHING TOUCHDOWNS

1. Mohamed Ibrahim, 2022	20
2. Gary Russell, 2005	18
3. Marion Barber III, 2003	17
4. Rodney Smith, 2016	16
5. Mohamed Ibrahim, 2020	15
6. David Cobb, 2014	13
Darrell Thompson, 1987	13
Jim Perkins, 1976	13
9. Laurence Maroney, 2004	12
Marion Barber, 1979	12

### 200-YARD RUSHING GAMES

1. Laurence Maroney, 2005	3
2. Mohamed Ibrahim, 2022	2
Mohamed Ibrahim, 2020	2
David Cobb, 2014	2
Terry Jackson II, 2002	2
Tellis Redmon, 2000	2
Chris Darkins, 1995	2
Garry White, 1979	2
9. Rodney Smith, 2019	1
Mohamed Ibrahim, 2018	1

Amir Pinnix, 2005	1
Marion Barber III, 2004	1
Chris Darkins, 1994	1
Darrell Thompson, 1989	1
Darrell Thompson, 1987	1
Darrell Thompson, 1986	1
Garry White, 1980	1
Marion Barber, 1978	1
Kent Kitzmann, 1977	1
Rick Upchurch, 1974	1
Barry Mayer, 1969	1
Pug Lund, 1932#	1
Clarence Schutte, 1924#	1

### 100-YARD RUSHING GAMES

1. Mohamed Ibrahim, 2022	10
2. Laurence Maroney, 2005	8
Laurence Maroney, 2004	8
4. Mohamed Ibrahim, 2020	7
David Cobb, 2014	7
Marion Barber III, 2003	7
Tellis Redmon, 2000	7
Thomas Hamner, 1999	7
Darrell Thompson, 1989	7
Darrell Thompson, 1986	7

## CAREER RECORDS

### RUSHING ATTEMPTS

1. Darrell Thompson, 1986-89	936
2. Thomas Hamner, 1996-99	882
3. Rodney Smith, 2015-2019	879
4. Mohamed Ibrahim, 2018-22	867
5. Laurence Maroney, 2003-05	660
Marion Barber, 1977-80	660
7. Chris Darkins, 1992-95	643
8. Marion Barber III, 2001-04	575
9. David Cobb, 2011-14	562
10. Paul Giel, 1951-53	551

### RUSHING YARDS (MIN. 1000 YARDS)

1. Mohamed Ibrahim, 2018-22	4,668
2. Darrell Thompson, 1986-89	4,654
3. Rodney Smith, 2015-19	4,122
4. Laurence Maroney, 2003-05	3,933
5. Thomas Hamner, 1996-99	3,810
6. Marion Barber III, 2001-04	3,276
7. Chris Darkins, 1992-95	3,235
8. Marion Barber, 1977-80	3,094
9. David Cobb, 2011-14	2,893
10. Tellis Redmon, 1999-2001	2,481
11. Amir Pinnix, 2004-07	2,439
12. Garry White, 1977-80	2,353
13. Shannon Brooks, 2015-19	2,290
14. Francis "Pug" Lund, 1932-34#	2,264
15. Paul Giel, 1951-53	2,188
16. Rickey Foggie, 1984-87	2,150
17. Duane Bennett, 2007-11	2,126
18. Wayne "Red" Williams, 1942-45#	1,999
19. Thomas Tapeh, 2000-03	1,958
20. Herb Joesting, 1925-27#	1,850
21. Barry Mayer, 1968-70	1,829
22. Antonio Carter, 1990-93	1,817
23. Billy Bye, 1946-49	1,784
24. Rick Upchurch, 1973-74	1,783
25. Kent Kitzmann, 1976-78	1,761
26. John King, 1971-73	1,758
27. DeLeon Eskridge, 2008-10	1,754
28. MarQueis Gray, 2009-12	1,731
29. Ernie Cook, 1969-71	1,680
30. Terry Jackson II, 2001-03	1,660
31. Shorty Almquist, 1925-27#	1,645
32. Donnell Kirkwood, 2010-14	1,474
33. Jim Carter, 1967-69	1,457

# RUSHING RECORDS

34. Harold Van Every, 1937-39#	1,302
35. Valdez Baylor, 1982-85	1,286
36. Billy Cockerham, 1996-99	1,280
37. Gary Russell, 2004-05	1,274
38. Jack Manders, 1930-32#	1,245
39. Byron Evans, 1996-99	1,226
40. George "Sonny" Franck, 1938-40#	1,197
41. Trey Potts, 2019-22	1,195
42. Bob McNamara, 1953-55	1,179
43. Tony Dungy, 1973-76	1,165
44. Asad Abdul-Khalig, 2000-03	1,158
45. Julius Alfonso, 1933-34, *36#	1,157
46. Tony Hunter, 1981-84	1,114
47. David Puk, 1982-85	1,062

## RUSHING YARDS PER GAME

1. Mohamed Ibrahim, 2018-22	113.9
2. Laurence Maroney, 2003-05	109.3
3. Darrell Thompson, 1986-89	105.8
4. Mohamed Ibrahim, 2018-22	103.6
5. Marion Barber III, 2001-04	86.2
6. Thomas Hamner, 1996-99	82.8
7. David Cobb, 2011-14	82.3
8. Rick Upchurch, 1973-74	81.1
9. Rodney Smith, 2015-19	79.3
10. Chris Darkins, 1992-95	78.9

## RUSHING AVG. PER CARRY (MIN. 200 ATT.)

1. Wayne "Red" Williams, 1942-45# (320 att.)	6.25
2. Gary Russell, 2004-05	(210) 6.07
3. Rick Upchurch, 1973-74	(294) 6.06
4. Laurence Maroney, 2003-05	(660) 5.96
5. Marion Barber III, 2001-04	(575) 5.70
6. Bob McNamara, 1953-55	(217) 5.54
7. Francis "Pug" Lund, 1932-34#	(416) 5.44
8. Amir Pinnix, 2004-07	(462) 5.40
9. Mohamed Ibrahim, 2018-22	(867) 5.38
10. George "Sonny" Franck, 1938-40#	(225) 5.32

## RUSHING TOUCHDOWNS

1. Mohamed Ibrahim, 2018-22	53
2. Darrell Thompson, 1986-89	40
3. Marion Barber III, 2001-04	35
4. Marion Barber, 1977-80	34
5. Mitch Leidner, 2013-16	33
6. Laurence Maroney, 2003-05	34
7. Rodney Smith, 2015-19	29
8. Rickey Foggie, 1984-87	25
9. Thomas Tapeh, 2000-03	24
10. Herb Joesting, 1925-27#	23

## 200-YARD RUSHING GAMES

1. Mohamed Ibrahim, 2018-22	5
2. Laurence Maroney, 2003-05	3
Chris Darkins, 1992-95	3
Darrell Thompson, 1986-89	3
Garry White, 1977-80	3
6. David Cobb, 2011-14	2
Terry Jackson II, 2001-03	2
Tellis Redmon, 1999-2001	2
9. Rodney Smith, 2015-19	2
Amir Pinnix, 2004-07	1
Marion Barber III, 2001-04	1
Marion Barber, 1977-80	1
Kent Kitzmann, 1976-78	1
Rick Upchurch, 1973-74	1
Barry Mayer, 1968-70	1
Pug Lund, 1932-34#	1
Clarence Schutte, 1924	1

## 100-YARD RUSHING GAMES

1. Mohamed Ibrahim, 2018-22	24
2. Darrell Thompson, 1986-89	23
3. Laurence Maroney, 2003-05	21
4. Rodney Smith, 2015-19	16
5. Thomas Hamner, 1996-99	15
6. Marion Barber III, 2001-04	14
7. David Cobb, 2011-14	13
Tellis Redmon, 1999-2001	13
9. Marion Barber, 1977-80	12
10. Chris Darkins, 1992-95	9
Paul Giel, 1951-53	9

# Pre-Modern Era (before 1945) record  
^ Big Ten record

## CONSECUTIVE MILESTONES

### 200-YARD RUSHING GAMES

1. Mohamed Ibrahim, 10/30 & 11/7/20	2
Terry Jackson II, 10/10 & 10/19/02	2

### 100-YARD RUSHING GAMES

1. Mohamed Ibrahim, 11/1/20-11/19/22	19
2. Laurence Maroney, 12/31/03-10/9/04	7
3. Laurence Maroney, 11/13/04-9/24/05	6
4. Rodney Smith, 9/28/19-10/26/19	5
Amir Pinnix, 11/11-9/8/07	5
Thomas Hamner, 10/2-10/30/99	5
Paul Giel, 10/20-11/17/51	5
8. Rodney Smith, 10/15-11/5/16	4
David Cobb, 10/19-11/9/13	4
Tellis Redmon, 9/30-10/21/00	4

### GAMES WITH A RUSHING TOUCHDOWN

1. Mohamed Ibrahim, 9/2/21-11/19/22	11
2. Marion Barber III, 8/30/03-10/18/03	8
3. Mohamed Ibrahim, 11/17/18-10/19/19	7
Darrell Thompson, 11/22/86-10/16/87	7
5. Rodney Smith, 10/15/16-11/19/16	6
Thomas Hamner, 11/14/98-10/2/99	6

### CONSECUTIVE GAMES WITH TWO 100-YARD RUSHERS

3. Marion Barber III & Laurence Maroney, 10/25-11/8/03 at Illinois, 10/25/03 (Barber 129, Maroney 179)	11
vs. Indiana, 11/1/03 (Barber 107, Maroney 164)	10
vs. Wisconsin, 11/8/03 (Barber 139, Maroney 135)	9
3. Thomas Tapeh & Terry Jackson II, 10/3-10/20/02 vs. Illinois, 10/3/02 (Tapeh 159, Jackson 113)	11
vs. Northwestern, 10/10/02 (Tapeh 176, Jackson 239) at Michigan St., 10/20/02 (Tapeh 147, Jackson 238)	10

## MISCELLANEOUS RECORDS

### LONGEST RUNS

1. Darrell Thompson vs. Michigan, 11/7/87	98
2. Laurence Maroney vs. Wisconsin, 10/15/05	93
Byron Evans vs. Memphis, 9/19/98	93
4. Rick Upchurch vs. Iowa, 10/19/74	86
5. Billy Bye vs. Wyoming, 10/19/46	81
6. Laurence Maroney vs. Michigan, 10/9/04	80
Laurence Maroney vs. Illinois State, 9/11/04	80

### 100 YARDS RUSHING IN A GAME BY THREE PLAYERS

Garry White (129), Duane Gregory (128), Marion Barber (118) vs. Northwestern, 10/4/80	1
John King (188), Doug Beaudoin (157), Bob Morgan (133) vs. Northwestern, 11/11/72	1

### 200-YARD RUSHING GAMES IN A SEASON

4. Laurence Maroney (203) at Tulsa, 9/1/05	1
Laurence Maroney (217) vs. Purdue, 9/24/05	1
Laurence Maroney (258) vs. Wisconsin, 10/15/05	1
Amir Pinnix (206) vs. Michigan State, 11/12/05	1

## 100 YARDS RUSHING IN A GAME BY TWO PLAYERS

Ky Thomas (144), Mar'Keise Irving (129) vs. West Virginia, 12/28/21	1
Mar'Keise Irving (110), Ky Thomas (106) at Northwestern, 10/30/21	1
Ky Thomas (139), Mar'Keise Irving (105) vs. Maryland, 10/23/21	1
Rodney Smith (211), Shannon Brooks (111) vs. Illinois, 10/5/19	1
Rodney Smith (153), Mohamed Ibrahim (101) vs. New Mexico State, 8/30/18	1
Demry Croft (183), Rodney Smith (134) vs. Nebraska, 11/11/17	1
Kobe McCrary (153), Rodney Smith (103) vs. Illinois, 10/21/17	1
Rodney Smith (107), Kobe McCrary (107) vs. Middle Tennessee, 9/16/17	1
Rodney Smith (104), Shannon Brooks (100) at Penn State, 10/1/16	1
David Cobb (207), Chris Streveler (161) vs. San Jose State, 9/20/14	1
Mitch Leidner (151), David Cobb (125) vs. San Jose State, 9/21/13	1
Rodrick Williams (148), Philip Nelson (122) at New Mexico State, 9/7/13	1
MarQueis Gray (160), Duane Bennett (114) at Northwestern, 11/19/11	1
Alex Daniels (155), Amir Pinnix (114) at Kent State, 8/31/06	1
Laurence Maroney (258), Gary Russell (139) vs. Wisconsin, 10/15/05	1
Laurence Maroney (129), Gary Russell (128) vs. Michigan, 10/8/05	1
Laurence Maroney (145), Gary Russell (116) vs. Florida Atlantic, 9/17/05	1
Marion Barber III (187), Laurence Maroney (105) vs. Alabama, 2004	1
Marion Barber III (167), Laurence Maroney (156) vs. Iowa, 12/31/04	1
Marion Barber III (201), Laurence Maroney (132) vs. Colorado State, 9/18/04	1
Marion Barber III (149), Laurence Maroney (141) vs. Illinois State, 9/11/04	1
Marion Barber III (139), Laurence Maroney (135) vs. Wisconsin, 11/8/03	1
Laurence Maroney (164), Marion Barber III (107) vs. Indiana, 11/1/03	1
Laurence Maroney (179), Marion Barber III (129) at Illinois, 10/25/03	1
Marion Barber III (197), Asad Abdul-Khalig (106) vs. Michigan, 10/10/03	1
Laurence Maroney (132), Marion Barber III (120) vs. Louisiana, 9/20/03	1
Terry Jackson II (238), Thomas Tapeh (147) at Michigan State, 10/19/02	1
Terry Jackson II (239), Thomas Tapeh (176) vs. Northwestern, 10/10/02	1
Terry Jackson II (159), Thomas Tapeh (113) vs. Illinois, 10/3/02	1
Marion Barber III (152), Tellis Redmon (126) vs. Michigan State, 10/20/01	1
Thomas Hamner (174), Billy Cockerham (111) vs. Indiana, 11/13/99	1
Thomas Hamner (184), Billy Cockerham (100) vs. Illinois, 10/16/99	1
Thomas Hamner (148), Byron Evans (108) vs. Iowa, 11/21/98	1
Javon Jackson (120), Rafael Cooper (102) vs. Arkansas State, 9/30/95	1
Garry White (162), Marion Barber (118) vs. Illinois, 11/1/80	1
Marion Barber (233), Garry White (102) vs. Illinois, 11/18/78	1

# RUSHING RECORDS

Rick Upchurch (210), John Jones (125) vs. Iowa, 10/19/74
John King (179), Larry Powell (128) at Iowa, 10/20/73
John King (173), Doug Beaudoin (135) vs. Iowa, 10/21/72
John King (174), Bob Morgan (127) vs. Indiana, 9/16/72
Ernie Cook (119), Craig Curry (107) vs. Kansas, 10/2/71
Jim Carter (121), Barry Mayer (113) vs. Wisconsin, 11/23/68
John Wintermute (135), Curtis Wilson (118) vs. Indiana, 11/18/67
Billy Bye (140), Ev Faunce (105) vs. Wyoming, 10/19/46
Red Williams (105), Victor Kulbitski (108) vs. Indiana, 11/11/44

## QB RUSH RECORDS

<b>SEASON RUSHING YARDS</b>	
1. MarQueis Gray, 2011	966
2. Billy Cockerham, 1999	831
3. Rickey Foggie, 1984	647
4. Adam Weber, 2007	617
5. Sandy Stephens, 1961	534

<b>CAREER RUSHING YARDS</b>	
1. Rickey Foggie, 1984-87	2,038
2. MarQueis Gray, 2009-12	1,731
3. Mitch Leidner, 2013-16	1,495
4. Billy Cockerham, 1996-99	1,280
5. Tony Dungy, 1973-76	1,165

<b>SEASON RUSHING TOUCHDOWNS</b>	
1. Mitch Leidner, 2016	10
Mitch Leidner, 2014	10
Billy Cockerham, 1999	10
4. Rickey Foggie, 1985	9
Sandy Stephens, 1960	9

<b>CAREER RUSHING TOUCHDOWNS</b>	
1. Mitch Leidner, 2013-16	33
2. Rickey Foggie, 1984-87	24
3. Sandy Stephens, 1959-61	18
4. Asad Abdul-Khaliq, 2000-03	16
Tony Dungy, 1973-76	16

<b>100-YARD RUSHING GAMES</b>	
1. MarQueis Gray, 2009-12	5
2. Billy Cockerham, 1996-99	4
Rickey Foggie, 1984-87	4
4. Mitch Leidner, 2013-16	2
Asad Abdul-Khaliq, 2000-03	2
Craig Curry, 1969-71	2

<b>100-YARD RUSHING GAMES</b>	
1. Demry Croft vs. Nebraska (11/11/17)	183
2. MarQueis Gray vs. Miami (Ohio) (9/17/11)	171
3. MarQueis Gray vs. Illinois (11/26/11)	167
4. Chris Strevler vs. San Jose State (9/20/14)	161
5. MarQueis Gray at Northwestern (11/19/11)	160
Sandy Stephens vs. Michigan (10/28/61)	160
7. Billy Cockerham vs. Illinois State (9/18/99)	156
8. Rickey Foggie vs. Wisconsin (10/13/84)	153
9. Mitch Leidner vs. San Jose State (9/21/13)	151
10. Tony Dungy vs. North Dakota (9/21/74)	149
11. Rickey Foggie vs. Wichita State (9/14/85)	140
12. Rickey Foggie vs. Northwestern (10/10/87)	136
13. Bob Morgan vs. Northwestern (11/11/72)	133
14. Bob Cox vs. Michigan State (11/17/56)	128
15. Bob Morgan vs. Indiana (9/16/72)	127
16. Philip Nelson at New Mexico State (9/7/13)	122
Billy Cockerham at Iowa (11/20/99)	122

18. Curtis Wilson vs. Indiana (11/18/67)	118
19. Mitch Leidner at Nebraska (11/22/14)	111
Billy Cockerham vs. Indiana (11/13/99)	111
21. MarQueis Gray vs. New Mexico State (9/10/11)	110
Marquel Fleetwood vs. Colorado (9/19/92)	110
23. MarQueis Gray vs. New Hampshire (9/8/2012)	109
24. Craig Curry vs. Kansas (10/2/71)	107
25. Asad Abdul-Khaliq vs. Michigan (10/10/03)	106
26. Asad Abdul-Khaliq vs. Toledo (9/14/02)	103
27. Rickey Foggie vs. Michigan (11/10/84)	101
28. Billy Cockerham at Illinois (10/16/99)	100
Craig Curry vs. Indiana (10/10/70)	100

## RECORDS BY CLASS

<b>FRESHMAN</b>	
<b>SEASON RUSHING YARDS</b>	
1. Darrell Thompson, 1986 (12 GP)	1,376
2. Mohamed Ibrahim, 2018 (10 GP)	1,160
3. Laurence Maroney, 2003 (13 GP)	1,121
4. Ky Thomas, 2021 (9 GP)	824
5. Marion Barber III, 2001 (11 GP)	742

<b>SOPHOMORE</b>	
<b>SEASON RUSHING YARDS</b>	
1. Tellis Redmon, 2000 (11 GP)	1,368
2. Laurence Maroney, 2004 (12 GP)	1,348
3. Terry Jackson II, 2002 (13 GP)	1,317
4. Darrell Thompson, 1987 (11 GP)	1,229
5. Marion Barber, 1978 (11 GP)	1,210

<b>JUNIOR</b>	
<b>SEASON RUSHING YARDS</b>	
1. Laurence Maroney, 2005 (11 GP)	1,464
2. Chris Darkins, 1994 (11 GP)	1,443
3. Amir Pinnix, 2006 (13 GP)	1,272
4. Marion Barber III, 2004 (12 GP)	1,269
5. David Cobb, 2013 (13 GP)	1,202

<b>SENIOR</b>	
<b>SEASON RUSHING YARDS</b>	
1. Mohamed Ibrahim, 2022 (12 GP)	1,665
2. David Cobb, 2014 (13 GP)	1,626
3. Thomas Hammer, 1999 (12 GP)	1,426
4. Rodney Smith, 2019 (13 GP)	1,163
5. Darrell Thompson, 1989 (11 GP)	1,139

## ALL-TIME TOP 10 RUSHERS

Year (Games)	Att.	Yards	Avg.	TD
<b>1. MOHAMED IBRAHIM</b>				
2018 (10)	202	1,160	5.7	9
2019 (11)	114	604	5.3	7
2020 (7)	201	1,076	5.4	15
2021 (1)	30	163	5.4	2
2022 (12)	320	1,665	5.2	20
<b>Total (41)</b>	<b>867</b>	<b>4,668</b>	<b>5.4</b>	<b>53</b>
<b>2. DARRELL THOMPSON</b>				
1986 (12)	242	1,376	5.7	8
1987 (11)	224	1,229	5.5	13
1988 (11)	210	910	4.3	9
1989 (11)	260	1,139	4.4	10
<b>Total (45)</b>	<b>936</b>	<b>4,654</b>	<b>5.0</b>	<b>40</b>
<b>3. RODNEY SMITH</b>				
2015 (12)	157	670	4.3	2
2016 (13)	240	1,158	4.8	16
2017 (12)	229	977	4.3	3
2018 (2)	25	154	6.2	0
2019 (13)	228	1,163	5.1	8
<b>Total (52)</b>	<b>879</b>	<b>4,122</b>	<b>4.7</b>	<b>29</b>

<b>4. LAURENCE MARONEY</b>				
2003 (13)	162	1,121	6.9	10
2004 (12)	217	1,348	6.2	12
2005 (11)	281	1,464	5.2	10
<b>Total (36)</b>	<b>660</b>	<b>3,933</b>	<b>6.0</b>	<b>32</b>

<b>5. THOMAS HAMMER</b>				
1996 (11)	195	883	4.5	3
1997 (12)	170	663	3.9	4
1998 (11)	209	838	4.0	4
1999 (12)	308	1,426	4.6	10
<b>Total (46)</b>	<b>882</b>	<b>3,810</b>	<b>4.3</b>	<b>21</b>

<b>6. MARION BARBER III</b>				
2001 (11)	118	742	6.3	7
2002 (2)	19	69	3.6	0
2003 (13)	207	1,196	5.8	17
2004 (12)	231	1,269	5.5	11
<b>Total (38)</b>	<b>575</b>	<b>3,276</b>	<b>5.7</b>	<b>35</b>

<b>7. CHRIS DARKINS</b>				
1992 (11)	78	357	4.6	0
1993 (11)	124	610	4.9	4
1994 (11)	277	1,443	5.2	11
1995 (8)	164	825	5.0	6
<b>Total (41)</b>	<b>643</b>	<b>3,235</b>	<b>5.0</b>	<b>21</b>

<b>8. MARION BARBER</b>				
1977 (11)	132	589	4.5	3
1978 (11)	247	1,210	4.9	8
1979 (11)	127	526	4.1	12
1980 (11)	154	769	5.0	11
<b>Total (44)</b>	<b>660</b>	<b>3,094</b>	<b>4.7</b>	<b>34</b>

<b>9. DAVID COBB</b>				
2011 (4)	10	57	5.7	0
2012 (5)	1	8	8.0	0
2013 (13)	237	1,202	5.1	7
2014 (13)	314	1,626	5.2	13
<b>Total (35)</b>	<b>562</b>	<b>2,893</b>	<b>5.1</b>	<b>20</b>

<b>10. TELLIS REDMON</b>				
1999 (11)	8	22	2.8	1
2000 (12)	293	1,368	4.7	8
2001 (11)	185	1,091	5.9	6
<b>Total (34)</b>	<b>486</b>	<b>2,481</b>	<b>5.1</b>	<b>15</b>

## YEAR-BY-YEAR LEADERS

Year	Player	Att.	Yards	TD
1925	Shorty Almquist	97	505	—
1926	Herb Joesting	188	962	—
1927	Shorty Almquist	138	687	—
1928	Win Brockmeyer	91	549	—
1929	Art Pharmed	109	570	—
1930	Jack Manders	102	413	—
1931	Jack Manders	128	459	6
1932	Francis "Pug" Lund	163	867	2
1933	Francis "Pug" Lund	153	730	4
1934	Francis "Pug" Lund	100	667	6
1935	George Roscoe	123	648	4
1936	Andy Uram	64	456	2
1937	Harold Van Every	91	526	3
1938	Wilbur Moore	98	555	2
1939	Harold Van Every	133	733	3
1940	Bruce Smith	76	542	3
1941	Bill Daley	157	726	3
1942	Bill Daley	88	552	4
1943	Red Williams	99	561	7
1944	Red Williams	136	911 <sup>A</sup>	8
1945	Vic Kulbitski	112	485	5
1946	Billy Bye	70	467	5
1947	Billy Bye	87	433	5
1948	Ev Faunce	116	558	4
1949	Billy Bye	138	561	7

# RUSHING RECORDS

1950	Dick Gregory	66	315	1
1951	Paul Giel	152	789	6
1952	Paul Giel	201	650	5
1953	Paul Giel	198	749	9
1954	Bob McNamara	112	708	11
1955	Dick Borstad	96	440	5
1956	Bobby Cox	130	553	6
1957	Bob Blakely	65	324	6
1958	Bill Kauth	92	361	4
1959	Tom Robbins	93	339	2
1960	Roger Hagberg	101	443	3
1961	Sandy Stephens	122	534	8
1962	Jerry Jones	98	453	3
1963	Mike Reid	102	392	3
1964	Fred Farthing	113	433	3
1965	Joe Holmberg	106	352	4
1966	Curtis Wilson	138	546	4
1967	Jim Carter	142	519	3
1968	Barry Mayer	130	662	3
1969	Barry Mayer	162	745	3
1970	Ernie Cook	107	495	6
1971	Ernie Cook	177	881	5
1972	John King	237	1,164	11
1973	Rick Upchurch	141	841	9
1974	Rick Upchurch	153	942	4
1975	Bubby Holmes	132	573	3
1976	Kent Kitzmann	168	696	1
1977	Kent Kitzmann	175	723	4
1978	Marion Barber	247	1,210	8
1979	Garry White	135	861	6
1980	Garry White	177	959	9
1981	Frank Jacobs	147	636	8
1982	Tony Hunter	69	395	3
1983	David Puk	73	287	2
1984	Rickey Foggie	145	647	2
1985	Valdez Baylor	112	680	6
1986	Darrell Thompson*	242	1,376	8
1987	Darrell Thompson	224	1,229	13
1988	Darrell Thompson	210	910	9
1989	Darrell Thompson	260	1,139	10
1990	Mark Smith	196	700	5
1991	Antonio Carter	165	660	1
1992	Antonio Carter	133	572	3
1993	Chris Darkins	124	610	4
1994	Chris Darkins	277	1,443	11
1995	Chris Darkins	164	825	6
1996	Thomas Hamner	195	883	3
1997	Thomas Hamner	170	663	4
1998	Thomas Hamner	209	838	4
1999	Thomas Hamner	308	1,426	10
2000	Tellis Redmon	293	1,368	8
2001	Tellis Redmon	185	1,091	6
2002	Terry Jackson II	239	1,317	6
2003	Marion Barber III	207	1,196	17
2004	Laurence Maroney	217	1,348	12
2005	Laurence Maroney	281	1,464*	10
2006	Amir Pinnix	252	1,272	10
2007	Adam Weber	146	617	5
2008	DeLeon Eskridge	184	678	7
2009	Duane Bennett	98	376	6
2010	DeLeon Eskridge	193	698	7
2011	MarQueis Gray	199	966	6
2012	Donnell Kirkwood	218	926	6
2013	David Cobb	237	1,202	7
2014	David Cobb	314	1,626	13
2015	Shannon Brooks	119	709	7
2016	Rodney Smith	240	1,158	16
2017	Rodney Smith	229	977	3
2018	Mohamed Ibrahim	202	1,160	9
2019	Rodney Smith	228	1,163	8
2020	Mohamed Ibrahim	201	1,076*	15
2021	Ky Thomas	166	834	6
2022	Mohamed Ibrahim	320	1,665*	20

\* Led NCAA | \* Led Big Ten (ppg)

## 100-YARD RUSHING GAMES

### PERFORMANCES SINCE 1942

Name, Opponent (Date)	Yards
Bill Daley vs. Iowa Seahawks (10/3/42)	165
Wayne "Red" Williams at Iowa (11/14/42)	149
Loren Palmer vs. Nebraska (10/2/43)	111
Wayne "Red" Williams vs. Iowa (11/13/43)	143
Wayne "Red" Williams vs. Iowa Seahawks (9/23/44)	131
Wayne "Red" Williams vs. Missouri (10/14/44)	158
Wayne "Red" Williams at Ohio State (10/28/44)	156
Wayne "Red" Williams vs. Northwestern (11/4/44)	124
Wayne "Red" Williams vs. Indiana (11/11/44)	105
Victor Kulbitski vs. Indiana (11/1/44)	108
Wayne "Red" Williams at Wisconsin (11/25/44)	128
Victor Kulbitski vs. Missouri (9/22/45)	113
Bob Mealey at Nebraska (10/6/45)	113
Tom Cates vs. Northwestern (10/20/45)	111
Tom Cates vs. Ohio State (10/27/45)	104
Billy Bye vs. Wyoming (10/19/46)	140
Ev Faunce vs. Wyoming (10/19/46)	105
Billy Bye vs. Iowa (11/16/46)	112
Ev Faunce vs. Iowa (11/15/47)	137
Ev Faunce at Washington (9/25/48)	175
Dick Gregory at Ohio State (10/15/49)	129
Kermit Klefsaas vs. Purdue (11/18/50)	112
Kermit Klefsaas vs. Wisconsin (11/25/50)	121
Paul Giel vs. Nebraska (10/20/51)	105
Paul Giel vs. Michigan (10/27/51)	104
Paul Giel vs. Iowa (11/3/51)	166
Paul Giel vs. Indiana (11/10/51)	117
Paul Giel vs. Purdue (11/17/51)	165
Paul Giel vs. Purdue (11/8/52)	105
Paul Giel vs. Illinois (10/17/53)	142
Paul Giel vs. Michigan (10/24/53)	112
Paul Giel vs. Indiana (11/7/53)	101
Melvin Holme vs. Wisconsin (11/21/53)	121
Bob McNamara vs. N.western (10/9/54)	120
Ken Yackel vs. Illinois (10/16/54)	107
Bob McNamara vs. Oregon State (11/6/54)	161
Bob McNamara vs. Iowa (11/13/54)	115
Dick Borstad vs. Northwestern (10/8/55)	142
Dick Borstad vs. USC (10/29/55)	104
Bob Schultz vs. Wisconsin (11/19/55)	117
Bob Cox vs. Michigan State (11/17/56)	128
Roger Hagberg vs. Iowa (11/5/60)	103
Sandy Stephens vs. Michigan (10/28/61)	160
Joe Holmberg vs. Indiana (10/9/65)	115
Curtis Wilson vs. Stanford (9/24/66)	109
Curtis Wilson vs. Ohio State (10/29/66)	138
Curtis Wilson vs. Northwestern (11/5/66)	101
Jim Carter vs. Illinois (10/14/67)	118
Mo Forte vs. Iowa (11/4/67)	149
John Wintermute vs. Indiana (11/18/67)	135
Curtis Wilson vs. Indiana (11/8/67)	118
Barry Mayer vs. Iowa (11/2/68)	179
Jim Carter vs. Purdue (11/9/68)	101
Barry Mayer vs. Indiana (11/16/68)	177
Jim Carter vs. Wisconsin (11/23/68)	121
Barry Mayer vs. Wisconsin (11/23/68)	113
Jim Carter vs. Arizona State (9/20/69)	101
Barry Mayer vs. Indiana (10/11/69)	130
Jim Carter vs. Ohio State (10/18/69)	135
Barry Mayer vs. Iowa (11/1/69)	105
Ernest Cook vs. Northwestern (11/8/69)	141
Barry Mayer vs. Wisconsin (11/22/69)	216
Barry Mayer vs. Ohio (9/26/70)	118
Craig Curry vs. Indiana (10/10/70)	102
John Marquese vs. Michigan State (11/14/70)	100
Ernest Cook vs. Kansas (10/2/71)	119
Craig Curry vs. Kansas (10/2/71)	107
Ernest Cook vs. Iowa (10/16/71)	175
John Marquese vs. Wisconsin (11/20/71)	115
John King vs. Indiana (9/16/72)	174

Bob Morgan vs. Indiana (9/16/72)	127
John King vs. Iowa (10/23/72)	173
Doug Beaudoin vs. Iowa (10/23/72)	135
John King vs. Northwestern (11/11/72)	188
Doug Beaudoin vs. Northwestern (11/11/72)	157
Bob Morgan vs. Northwestern (11/11/72)	133
John King vs. Michigan State (11/18/72)	138
John King vs. North Dakota (9/22/73)	110
John King vs. Iowa (10/13/73)	179
Larry Powell at Iowa (10/20/73)	128
Rick Upchurch at Northwestern (11/3/73)	154
Rick Upchurch vs. Purdue (11/10/73)	177
Rick Upchurch vs. Wisconsin (11/24/73)	167
Rick Upchurch vs. Ohio State (9/14/74)	107
Tony Dungy vs. North Dakota (9/21/74)	149
John Jones vs. Iowa (10/19/74)	125
Rick Upchurch vs. Iowa (10/19/74)	210
Rick Upchurch at Purdue (11/9/74)	120
Dexter Pride at Indiana (9/13/75)	167
Bobby Holmes vs. Ohio (10/4/75)	110
Greg Barlow vs. Northwestern (11/22/75)	102
Greg Barlow vs. Wisconsin (11/22/75)	102
Kent Kitzmann vs. Washington State (9/18/76)	111
Kent Kitzmann vs. Western Michigan (9/25/76)	183
Kent Kitzmann at Washington (10/2/76)	101
Kent Kitzmann at Michigan State (10/16/76)	112
Jeff Thompson vs. Western Mich. (9/10/77)	109
Kent Kitzmann at Washington (10/2/77)	101
Marion Barber at Indiana (10/29/77)	111
Kent Kitzmann at Illinois (11/12/77)	266
Kent Kitzmann vs. Wisconsin (11/19/77)	154
Marion Barber vs. Toledo (9/16/78)	122
Marion Barber vs. Iowa (10/14/78)	130
Marion Barber at Northwestern (10/21/78)	110
Marion Barber vs. Indiana (11/4/78)	177
Garry White vs. Illinois (11/18/78)	103
Marion Barber vs. Illinois (11/18/78)	232
Marion Barber at Wisconsin (11/25/78)	111
Garry White vs. Ohio State (9/15/79)	221
Kent Kitzmann vs. Northwestern (9/29/79)	141
Garry White vs. Michigan State (11/10/79)	140
Garry White vs. Wisconsin (11/17/79)	230
Marion Barber vs. Ohio (9/13/80)	126
Marion Barber vs. USC (9/27/80)	101
Garry White vs. Northwestern (10/4/80)	129
Duane Gregory vs. Northwestern (10/4/80)	128
Marion Barber vs. Northwestern (10/4/80)	118
Marion Barber vs. Illinois (11/1/80)	162
Garry White vs. Illinois (11/1/80)	103
Garry White vs. Indiana (11/8/80)	145
Garry White vs. Michigan State (11/15/80)	201
Marvell Ross vs. Ohio (9/12/81)	112
Frank Jacobs vs. Illinois (10/3/81)	104
Frank Jacobs vs. Northwestern (10/10/81)	182
Manny Henry vs. Indiana (10/17/81)	105
Tony Hunter vs. Ohio (9/11/82)	124
Tony Hunter vs. Michigan State (11/13/82)	131
Tony Hunter vs. Indiana (10/6/84)	116
Rickey Foggie vs. Wisconsin (10/13/84)	153
Rickey Foggie vs. Michigan (11/10/84)	101
Rickey Foggie vs. Wichita State (9/18/85)	140
Valdez Baylor vs. Indiana (10/19/85)	141
Darrell Thompson vs. Bowling Green (9/1/86)	205
Darrell Thompson vs. Pacific (9/27/86)	117
Darrell Thompson vs. Northwestern (10/11/86)	176
Darrell Thompson vs. Indiana (10/18/86)	191
Darrell Thompson vs. Wisconsin (11/8/86)	117
Darrell Thompson vs. Iowa (11/22/86)	104
Darrell Thompson vs. Tennessee (12/29/86)	136
Darrell Thompson vs. Northern Iowa (9/12/87)	156
Darrell Thompson vs. California (9/19/87)	156
Darrell Thompson vs. Purdue (10/3/87)	101
Darrell Thompson vs. Northwestern (10/10/87)	144
Rickey Foggie vs. Northwestern (10/10/87)	136

# RUSHING RECORDS

Darrell Thompson vs. Indiana (10/17/87)	103	Laurence Maroney vs. Louisiana (9/20/03)	132	Chris Streveler vs. San Jose State (9/20/14)	161
Darrell Thompson vs. Michigan (11/7/87)	201	Marion Barber III at Penn State (9/27/03)	134	David Cobb at Michigan (9/27/14)	183
Darrell Thompson vs. Miami (OH) (9/17/88)	179	Marion Barber III vs. Michigan (10/10/03)	197	David Cobb vs. Purdue (10/18/14)	194
Darrell Thompson vs. Northern Ill. (9/24/88)	102	Asad Abdul-Khaliq vs. Michigan (10/10/03)	106	David Cobb at Illinois (10/25/14)	118
Darrell Thompson vs. Northwestern (10/8/88)	156	Marion Barber III at Illinois (10/25/03)	129	David Cobb vs. Ohio State (11/15/14)	145
Darrell Thompson vs. Iowa State (9/16/89)	106	Laurence Maroney at Illinois (10/25/03)	179	Mitch Leidner at Nebraska (11/22/14)	111
Darrell Thompson vs. Indiana State (9/30/89)	231	Marion Barber III vs. Indiana (11/1/03)	107	David Cobb at Wisconsin (11/29/14)	118
Darrell Thompson vs. Indiana (10/21/89)	117	Laurence Maroney vs. Indiana (11/1/03)	164	Rodney Smith at Colorado State (9/12/15)	108
Darrell Thompson vs. Ohio State (10/28/89)	133	Marion Barber III vs. Wisconsin (11/8/03)	139	Shannon Brooks at Purdue (10/10/15)	176
Darrell Thompson vs. Wisconsin (11/4/89)	143	Laurence Maroney vs. Wisconsin (11/8/03)	135	Shannon Brooks vs. Illinois (11/21/15)	174
Darrell Thompson vs. Michigan (11/18/89)	125	Laurence Maroney vs. Oregon (12/31/03)	135	Rodney Smith vs. Oregon State (9/1/16)	125
Darrell Thompson vs. Iowa (11/25/89)	122	Laurence Maroney vs. Toledo (9/4/04)	108	Kobe McCrary vs. Indiana State (9/10/16)	176
Mark Smith vs. Northwestern (10/13/90)	169	Marion Barber III vs. Illinois State (9/11/04)	149	Rodney Smith at Penn State (10/1/16)	104
Antonio Carter vs. Ohio State (11/9/91)	120	Laurence Maroney vs. Illinois State (9/11/04)	141	Shannon Brooks at Penn State (10/1/16)	100
Antonio Carter vs. Wisconsin (11/16/91)	136	Marion Barber III at Colorado State (9/18/04)	201	Rodney Smith at Maryland (10/15/16)	144
Marquel Fleetwood vs. Colorado (9/19/92)	110	Laurence Maroney at Colorado State (9/18/04)	132	Rodney Smith vs. Rutgers (10/22/16)	111
Chris Darkins vs. Purdue (10/9/93)	149	Laurence Maroney vs. Northwestern (9/25/04)	145	Rodney Smith at Illinois (10/29/16)	100
Chris Darkins vs. Pacific (9/10/94)	179	Laurence Maroney vs. Penn State (10/2/04)	144	Rodney Smith vs. Purdue (11/5/16)	153
Chris Darkins vs. San Diego State (9/17/94)	155	Laurence Maroney at Michigan (10/9/04)	145	Rodney Smith vs. Middle Tennessee (9/16/17)	107
Chris Darkins at Indiana (10/1/94)	146	Marion Barber III vs. Illinois (10/23/04)	138	Kobe McCrary vs. Middle Tennessee (9/16/17)	107
Chris Darkins at Purdue (10/8/94)	234	Marion Barber III vs. Iowa (11/13/04)	167	Shannon Brooks at Purdue (10/7/17)	116
Chris Darkins vs. Northwestern (10/15/94)	110	Laurence Maroney vs. Iowa (11/13/04)	156	Kobe McCrary vs. Illinois (10/21/17)	153
Chris Darkins vs. Iowa (11/19/94)	288	Marion Barber III vs. Alabama (12/31/04)	187	Rodney Smith vs. Illinois (10/21/17)	103
Chris Darkins at Syracuse (9/23/95)	105	Laurence Maroney vs. Alabama (12/31/04)	105	Demy Croft vs. Nebraska (11/11/17)	183
Javon Jackson vs. Arkansas State (9/30/95)	120	Laurence Maroney at Tulsa (9/1/05)	203	Rodney Smith vs. Nebraska (11/11/17)	134
Rafael Cooper vs. Arkansas State (9/30/95)	102	Laurence Maroney vs. Colorado State (9/10/05)	133	Rodney Smith vs. New Mexico State (8/30/18)	153
Chris Darkins vs. Purdue (10/7/95)	294	Laurence Maroney vs. Florida Atlantic (9/17/05)	145	Mohamed Ibrahim vs. New Mexico State (8/30/18)	101
Thomas Hamner vs. UL Monroe (9/7/96)	158	Gary Russell vs. Florida Atlantic (9/17/05)	116	Byce Williams vs. Miami (Ohio) (9/15/18)	141
Thomas Hamner at Northwestern (10/12/96)	128	Laurence Maroney vs. Purdue (9/24/05)	217	Mohamed Ibrahim at Ohio State (10/13/18)	157
Thomas Hamner at Hawaii (8/30/97)	104	Laurence Maroney at Michigan (10/8/05)	129	Shannon Brooks vs. Indiana (10/26/18)	154
Thomas Hamner at Memphis (9/20/97)	102	Gary Russell at Michigan (10/8/05)	128	Mohamed Ibrahim vs. Purdue (11/10/18)	155
Thomas Hamner at Penn State (10/18/97)	154	Laurence Maroney vs. Wisconsin (10/15/05)	258	Mohamed Ibrahim at Wisconsin (11/24/18)	121
Thomas Hamner vs. Arkansas State (9/5/98)	137	Gary Russell vs. Wisconsin (10/15/05)	139	Mohamed Ibrahim vs. Georgia Tech (12/26/18)	224
Thomas Hamner vs. Memphis (9/19/98)	128	Laurence Maroney vs. Ohio State (10/29/05)	127	Rodney Smith at Purdue (9/28/19)	115
Thomas Hamner vs. Iowa (11/21/98)	148	Gary Russell at Indiana (11/5/05)	188	Rodney Smith vs. Illinois (10/5/19)	211
Byron Evans vs. Iowa (11/21/98)	108	Amir Pinnix vs. Michigan State (11/12/05)	206	Shannon Brooks vs. Illinois (10/5/19)	111
Thomas Hamner vs. UL Monroe (9/11/99)	174	Laurence Maroney vs. Virginia (12/30/05)	109	Rodney Smith vs. Nebraska (10/12/19)	139
Billy Cockerham at Illinois State (9/18/99)	156	Alex Daniels at Kent State (8/31/06)	155	Rodney Smith at Rutgers (10/19/19)	111
Thomas Hamner at Northwestern (10/2/99)	118	Amir Pinnix at Kent State (8/31/06)	114	Rodney Smith vs. Maryland (10/26/19)	103
Thomas Hamner vs. Wisconsin (10/9/99)	144	Amir Pinnix at Purdue (9/23/06)	173	Mohamed Ibrahim vs. Auburn (1/1/20)	140
Billy Cockerham at Illinois (10/16/99)	100	Amir Pinnix at Michigan State (11/11/06)	113	Mohamed Ibrahim vs. Michigan (10/24/20)	140
Thomas Hamner at Illinois (10/16/99)	114	Amir Pinnix vs. Iowa (11/18/06)	119	Mohamed Ibrahim at Maryland (10/30/20)	207
Thomas Hamner vs. Ohio State (10/23/99)	185	Amir Pinnix vs. Texas Tech (12/29/06)	179	Mohamed Ibrahim at Illinois (11/7/20)	224
Thomas Hamner vs. Purdue (10/30/99)	166	Amir Pinnix vs. Bowling Green (9/1/07)	126	Mohamed Ibrahim vs. Iowa (11/13/20)	144
Billy Cockerham vs. Indiana (11/13/99)	111	Amir Pinnix vs. Miami (Ohio) (9/8/07)	168	Mohamed Ibrahim vs. Purdue (11/20/20)	102
Thomas Hamner vs. Indiana (11/13/99)	174	Jay Thomas vs. Northwestern (10/13/07)	100	Mohamed Ibrahim at Nebraska (12/12/20)	108
Billy Cockerham at Iowa (11/20/99)	122	Duane Bennett vs. Michigan (10/27/07)	110	Mohamed Ibrahim at Wisconsin (12/19/20)	151
Tellis Redmon vs. UL Monroe (9/2/00)	101	DeLeon Eskridge vs. Montana State (9/13/08)	111	Mohamed Ibrahim vs. Ohio State (9/2/21)	163
Thomas Tapeh at Baylor (9/16/00)	183	DeLeon Eskridge at Illinois (10/13/08)	124	Trey Potts vs. Miami (OH) (9/11/21)	178
Tellis Redmon vs. Illinois (9/30/00)	183	Duane Bennett at Middle Tennessee (9/2/10)	187	Trey Potts at Colorado (9/18/21)	121
Tellis Redmon vs. Penn State (10/7/00)	150	Duane Bennett vs. South Dakota (9/11/10)	104	Trey Potts vs. Bowling Green (9/25/21)	141
Tellis Redmon at Ohio State (10/14/00)	118	DeLeon Eskridge vs. Northwestern (10/2/10)	111	Byce Williams vs. Nebraska (10/16/21)	127
Tellis Redmon at Indiana (10/21/00)	103	DeLeon Eskridge vs. Penn State (10/23/10)	119	Ky Thomas vs. Maryland (10/23/21)	139
Tellis Redmon at Wisconsin (11/4/00)	211	MarQueis Gray vs. New Mexico State (9/10/11)	110	Mar'Keise Irving vs. Maryland (10/23/21)	105
Tellis Redmon vs. N.C. State (12/27/00)	246	MarQueis Gray vs. Miami (Ohio) (9/17/11)	171	Mar'Keise Irving at Northwestern (10/30/21)	110
Marion Barber III vs. Louisiana (9/8/01)	173	Duane Bennett vs. Iowa (10/29/11)	101	Mar'Keise Irving at Northwestern (10/30/21)	106
Tellis Redmon at Purdue (9/29/01)	152	MarQueis Gray at Northwestern (11/19/11)	160	Ky Thomas at Iowa (11/13/21)	126
Tellis Redmon at Northwestern (10/13/01)	143	Duane Bennett at Northwestern (11/19/11)	114	Ky Thomas at Indiana (11/20/21)	105
Marion Barber III vs. Michigan State (10/20/01)	152	MarQueis Gray vs. Illinois (11/26/11)	167	Ky Thomas vs. West Virginia (12/28/21)	144
Tellis Redmon vs. Michigan State (10/20/01)	126	MarQueis Gray vs. New Hampshire (9/8/12)	109	Mar'Keise Irving vs. West Virginia (12/28/21)	129
Tellis Redmon vs. Murray State (10/27/01)	108	Donnell Kirkwood vs. Western Michigan (9/15/12)	110	Mohamed Ibrahim vs. New Mexico State (9/1/22)	132
Tellis Redmon vs. Ohio State (11/3/01)	103	Donnell Kirkwood vs. Purdue (10/27/12)	134	Mohamed Ibrahim vs. Western Illinois (9/10/22)	130
Tellis Redmon vs. Wisconsin (11/24/01)	128	Donnell Kirkwood at Illinois (11/10/12)	152	Mohamed Ibrahim vs. Colorado (9/17/22)	202
Asad Abdul-Khaliq vs. Toledo (9/14/02)	103	Rodrick Williams at New Mexico State (9/7/13)	148	Mohamed Ibrahim at Michigan State (9/24/22)	103
Terry Jackson II vs. Buffalo (9/21/02)	124	Philip Nelson at New Mexico State (9/7/13)	122	Mohamed Ibrahim at Illinois (10/15/22)	127
Terry Jackson II vs. Illinois (10/3/02)	159	Mitch Leidner vs. San Jose State (9/21/13)	151	Mohamed Ibrahim at Penn State (10/22/22)	102
Thomas Tapeh vs. Illinois (10/3/02)	113	David Cobb vs. San Jose State (9/21/13)	125	Mohamed Ibrahim vs. Rutgers (10/29/22)	159
Terry Jackson II vs. Northwestern (10/10/02)	239	David Cobb at Northwestern (10/19/13)	133	Mohamed Ibrahim at Nebraska (11/5/22)	178
Thomas Tapeh vs. Northwestern (10/10/02)	176	David Cobb vs. Nebraska (10/26/13)	108	Mohamed Ibrahim vs. Iowa (11/9/22)	263
Terry Jackson II at Michigan State (10/20/02)	238	David Cobb at Indiana (11/2/13)	188		
Thomas Tapeh at Michigan State (10/20/02)	147	David Cobb vs. Penn State (11/9/13)	139		
Thomas Tapeh vs. Arkansas (12/30/02)	100	David Cobb at Michigan State (11/30/13)	101		
Marion Barber III at Ohio (9/13/03)	104	David Cobb vs. Middle Tennessee (9/6/14)	220		
Marion Barber III vs. Louisiana (9/20/03)	120	David Cobb vs. San Jose State (9/20/14)	207		



# PASSING RECORDS

**Adam Weber (2007-10)** • career leader in passing yards, touchdowns, attempts and completions



**Tanner Morgan (2018-22)** • season leader in passing yards, passing yards per game, completion percentage and touchdown passes

## ATTEMPTS

**Game:** 67, Mike Hohensee vs. Ohio State, 11/7/81  
**Season:** 449, Adam Weber, 2007  
**Career:** 1,594, Adam Weber, 2007-10

## COMPLETIONS

**Game:** 37, Mike Hohensee vs. Ohio State, 11/7/81  
**Season:** 258, Adam Weber, 2008  
**Career:** 909, Adam Weber, 2007-10

## YARDS

**Game:** 478, Tim Schade vs. Penn State, 9/4/93  
**Season:** 3,253, Tanner Morgan, 2019  
**Career:** 10,917, Adam Weber, 2007-10

## YARDS PER GAME

**Season:** 250.2, Tanner Morgan, 2019  
**Career:** 218.3, Adam Weber, 2007-10

## TOUCHDOWN PASSES

**Game:** 6, Scott Eckers vs. Purdue, 10/9/93  
**Season:** 30, Tanner Morgan, 2019  
**Career:** 72, Adam Weber, 2007-10

## MOST PASSES INTERCEPTED

**Game:** 6, Don Swanson vs. Wisconsin, 11/20/54  
**Season:** 19, Adam Weber, 2007  
 19, Marquel Fleetwood, 1992  
 19, Mike Hohensee, 1982  
 19, Paul Giel, 1951  
**Career:** 51, Adam Weber, 2007-10

## TOUCHDOWN-INTERCEPTION RATIO

**Season:** 4.28, Tanner Morgan, 2019 (30-7)  
**Career:** 2.20, Bryan Cupito, 2003-06 (55-25)

## COMPLETION PERCENTAGE

**Game:** 1,000, Cory Sauter vs. Ohio State, 1995 (7 of 7) .  
 1,000, Mark Carlson vs. Ohio State, 1978 (7 of 7)  
**Season:** .660, Tanner Morgan, 2019 (210 of 318)  
**Career:** .622, Tanner Morgan, 2018-pres. (661 of 1063)

## CONSECUTIVE COMPLETIONS

16, Tanner Morgan, vs. Nebraska, 10/16/21  
 14, Tanner Morgan vs. Purdue, 9/28/19  
 14, Mitch Leidner vs. Central Michigan, 12/28/15  
 14, Mitch Leidner vs. Missouri, 1/1/2015  
 14, Adam Weber at Bowling Green, 9/6/2008

## CAREER AVG PER COMPLETION

16.8 yards, Rickey Foggie, 1984-87

## LONGEST GAIN

96 yards, Asad Abdul-Khaliq to Jared Ellerson at Northwestern, 10/4/03  
 94 yards, Marquel Fleetwood to John Lewis vs. Michigan, 10/24/92

## FRESHMAN RECORDS

**Completions:** 258, Adam Weber, 2007  
**Passing Yardage:** 2,895, Adam Weber, 2007  
**Touchdown Passes:** 24, Adam Weber, 2007

## SOPHOMORE RECORDS

**Completions:** 255, Adam Weber, 2008  
**Passing Yardage:** 3,253, Tanner Morgan, 2019  
**Touchdown Passes:** 30, Tanner Morgan, 2019

## JUNIOR RECORDS

**Completions:** 242, Mitch Leidner, 2015  
**Passing Yardage:** 2,701, Mitch Leidner, 2015  
**Touchdown Passes:** 20, Mike Hohensee, 1981

## SENIOR RECORDS

**Completions:** 214, Bryan Cupito, 2006  
**Passing Yardage:** 2,819, Bryan Cupito, 2006  
**Touchdown Passes:** 22, Bryan Cupito, 2006



# PASSING RECORDS

## GAME RECORDS

### PASSING YARDS (MIN. 300 YARDS)

1. Tim Schade vs. Penn State (9/4/93)	478
2. Mike Hohensee vs. Ohio State (11/7/81)	444
3. Adam Weber vs. Michigan State (10/31/09)	416
4. Cory Sauter at Michigan State (10/21/95)	404
5. Scott Eckers vs. Purdue (10/8/93)	402
6. Cory Sauter vs. Ball State (9/14/96)	397
7. Tanner Morgan at Purdue (9/28/19)	396
Bryan Cupito vs. Ohio State (10/29/05)	396
9. Tim Schade vs. Michigan (11/12/94)	394
10. Asad Abdul-Khalik at Iowa (11/15/03)	388
11. Bryan Cupito vs. Indiana (11/4/06)	378
12. Asad Abdul-Khalik vs. Michigan State (10/18/03)	377
13. Adam Weber vs. Northern Illinois (9/25/10)	373
14. Tanner Morgan at Iowa (11/16/19)	368
Cory Sauter vs. Houston (9/27/97)	368
16. Tim Schade vs. Iowa (11/19/94)	365
17. Greg Murphy at Indiana (10/8/83)	357
18. Cory Sauter vs. Wisconsin (11/11/95)	355
19. Tim Schade vs. Purdue (10/8/94)	354
20. Adam Weber vs. Wisconsin (11/17/07)	352
21. Bryan Cupito vs. Penn State (10/7/06)	347
22. Marquel Fleetwood vs. Pittsburgh (9/26/92)	346
23. Tim Schade vs. Indiana State (9/11/93)	345
24. Mike Hohensee vs. Illinois (10/2/82)	344
25. Adam Weber at Northwestern (10/13/07)	341
26. Mark Carlson vs. Michigan (10/13/79)	339
Tanner Morgan vs. Penn State (11/9/19)	339
28. Adam Weber at Florida Atlantic (9/15/07)	335
29. Asad Abdul-Khalik at Northwestern (10/4/03)	331
30. Adam Weber vs. Northwestern (11/1/08)	327
31. Mike Hohensee vs. Ohio (9/11/82)	322
32. Athan Kaliakmanis at Wisconsin (11/26/22)	319
Asad Abdul-Khalik at Iowa (11/17/01)	319
Cory Sauter vs. Purdue (10/5/96)	319
35. Mitch Leidner vs. Michigan (10/31/15)	317
36. Bryan Cupito at Iowa (11/19/05)	315
Cory Sauter vs. Wisconsin (11/9/96)	315
38. Mike Hohensee vs. Iowa (10/23/82)	311
39. Mike Hohensee vs. Indiana (10/16/82)	307
40. Phil Hagen vs. Ohio State (10/18/69)	304
41. Cory Sauter vs. Northwestern (10/14/95)	303
42. Tanner Morgan vs. Indiana (10/26/18)	302
43. Mitch Leidner vs. Nebraska (10/17/15)	301

### TOUCHDOWN PASSES

1. Scott Eckers vs. Purdue (10/9/93)	6
2. Adam Weber vs. Michigan State (10/31/09)	5
Adam Weber at Northwestern (10/13/07)	5
Mike Hohensee vs. Ohio State (11/7/81)	5
Mike Hohensee vs. Oregon State (9/26/81)	5
6. Tanner Morgan at Northwestern (11/23/19)	4
Tanner Morgan at Purdue (9/28/19)	4
Mitch Leidner vs. Indiana State (9/10/16)	4
Mitch Leidner vs. Iowa (11/8/14)	4
Phillip Nelson at Indiana (11/2/13)	4
Adam Weber at Florida Atlantic (9/15/07)	4
Adam Weber vs. Miami (OH) (9/8/07)	4
Bryan Cupito vs. Indiana (11/4/06)	4
Bryan Cupito vs. Temple (9/16/06)	4
Bryan Cupito vs. Virginia (12/30/05)	4
Asad Abdul-Khalik vs. Michigan State (10/18/03)	4
Asad Abdul-Khalik at Northwestern (10/4/03)	4
Asad Abdul-Khalik at Louisiana (9/7/02)	4
Cory Sauter vs. Michigan State (10/21/95)	4
Tony Dungy vs. North Dakota (9/21/74)	4
Sandy Stephens vs. Illinois (10/21/61)	4

### PASSING ATTEMPTS

1. Mike Hohensee vs. Ohio State (11/7/81)	67
2. Tim Schade at Penn State (9/4/93)	66
3. Marquel Fleetwood vs. Pittsburgh (9/26/92)	56
4. Mike Hohensee vs. Illinois (10/2/82)	55

5. Marquel Fleetwood vs. Colorado (9/19/92)	54
6. Greg Murphy vs. Indiana (10/8/83)	52
7. Mark Carlson vs. Michigan (10/13/79)	51
Adam Weber vs. Northwestern (11/1/2008)	51
9. Cory Sauter vs. Northwestern (10/14/95)	50
Tim Schade vs. Michigan (11/12/94)	50
Mike Hohensee vs. Indiana (10/16/82)	50

### PASSING COMPLETIONS

1. Mike Hohensee vs. Ohio State (11/7/81)	37
2. Marquel Fleetwood vs. Pittsburgh (9/26/92)	35
3. Tim Schade at Penn State (9/4/93)	34
Mike Hohensee vs. Indiana (10/16/82)	34
5. Adam Weber vs. Northern Illinois (9/25/10)	31
Adam Weber vs. Northwestern (11/1/2008)	31
Adam Weber at Florida Atlantic (9/15/07)	31
8. Tim Schade vs. Michigan (11/12/94)	30
9. Cory Sauter vs. Northwestern (10/14/95)	29
10. Asad Abdul-Khalik at Iowa (11/15/03)	28
Tim Schade vs. Purdue (10/8/94)	28
Craig Curry vs. Ohio State (10/17/70)	28

### COMPLETION PERCENTAGE

#### (SINCE 1979; MIN. 10 COMPLETIONS)

1. Tanner Morgan at Purdue (9/28/19) (21 c-22 a)	.955
2. Tanner Morgan vs. Penn State (11/9/19)	(18-20) .900
3. Tanner Morgan at Michigan St. (9/24/22) (23-26)	.885
4. Adam Weber vs. Bowling Green (9/6/08)	(21-25) .840
5. Tanner Morgan vs. Nebraska (10/16/21)	(20-24) .833
Bryan Cupito vs. Toledo (9/4/04)	(10-12) .833
7. Mark Carlson at Iowa (10/20/79)	(14-17) .824
Asad Abdul-Khalik vs. Murray St. (10/27/01)	(14-17) .824
9. Billy Cockerham vs. Illinois State (9/8/99)	(18-22) .818
10. Timothy Salem vs. Ohio (9/13/80)	(13-16) .813

### PASS EFFICIENCY (SINCE 1979;

#### MIN. 10 COMPLETIONS; COMP-ATT-INT-TD-YDS)

1. Asad Abdul-Khalik at Northwestern (10/4/03)	311.8
(12-17-0-4-331)	
2. Tanner Morgan at Purdue (9/28/19)	306.7
(21-22-0-4-396)	
3. Bryan Cupito vs. Toledo (9/4/04)	306.1
(10-12-0-1-279)	
4. Tanner Morgan vs. Penn State (11/9/19)	281.9
(18-20-0-3-339)	
5. Asad Abdul-Khalik at Illinois (10/25/03)	278.7
(12-15-0-3-237)	
6. Mitch Leidner vs. Iowa (11/8/14)	267.6
(10-13-0-4-138)	
7. Phillip Nelson at Indiana (11/2/13)	235.8
(16-23-0-4-298)	
8. Mark Carlson at Iowa (10/20/79)	234.8
(14-17-0-2-230)	
9. Asad Abdul-Khalik vs. Murray State (10/27/01)	232.5
(14-17-0-3-186)	
10. Tanner Morgan vs. Western Illinois (9/10/22)	230.0
(14-18-0-1-287)	

### INTERCEPTIONS THROWN

Game	INTs
1. Don Swanson vs. Wisconsin (11/20/54)	6

## SEASON RECORDS

### PASSING YARDS (MIN. 2000 YARDS)

1. Tanner Morgan, 2019	3,253
2. Adam Weber, 2007	2,895
3. Bryan Cupito, 2006	2,819
4. Adam Weber, 2008	2,761
5. Mitch Leidner, 2015	2,701
6. Adam Weber, 2010	2,679
7. Cory Sauter, 1995	2,600
8. Adam Weber, 2009	2,582
9. Cory Sauter, 1996	2,578
10. Bryan Cupito, 2005	2,530

11. Mike Hohensee, 1981	2,412
12. Asad Abdul-Khalik, 2003	2,401
13. Mike Hohensee, 1982	2,380
14. Tim Schade, 1994	2,338
15. Asad Abdul-Khalik, 2002	2,190
16. Mark Carlson, 1979	2,188
17. Mitch Leidner, 2016	2,169
18. Marquel Fleetwood, 1992	2,168
19. Bryan Cupito, 2004	2,097
20. Billy Cockerham, 1999	2,091

### PASSING YARDAGE PER GAME

1. Tanner Morgan, 2019	250.2
2. Adam Weber, 2007	241.3
3. Cory Sauter, 1995	236.4
4. Cory Sauter, 1996	234.4
5. Bryan Cupito, 2005	230.0
6. Adam Weber, 2010	230.3
7. Mike Hohensee, 1981	219.3
8. Bryan Cupito, 2006	216.8
9. Mike Hohensee, 1982	216.4
10. Tim Schade, 1994	212.5

### PASSING ATTEMPTS

1. Adam Weber, 2007	449
2. Adam Weber, 2008	410
3. Mitch Leidner, 2015	407
4. Marquel Fleetwood, 1992	385
5. Adam Weber, 2010	368
6. Adam Weber, 2009	367
7. Mike Hohensee, 1981	362
8. Mike Hohensee, 1982	360
9. Bryan Cupito, 2006	359
10. Cory Sauter, 1995	352

### PASSING COMPLETIONS

1. Adam Weber, 2007	258
2. Adam Weber, 2008	255
3. Mitch Leidner, 2015	242
4. Bryan Cupito, 2006	214
5. Tanner Morgan, 2019	210
Mike Hohensee, 1982	210
7. Adam Weber, 2010	205
8. Cory Sauter, 1995	204
9. Cory Sauter, 1996	200
10. Marquel Fleetwood, 1992	192

### TOUCHDOWN PASSES

1. Tanner Morgan, 2019	30
2. Adam Weber, 2007	24
3. Bryan Cupito, 2006	22
4. Adam Weber, 2010	20
Mike Hohensee, 1981	20
6. Bryan Cupito, 2005	19
Asad Abdul-Khalik, 2002	19
8. Cory Sauter, 1995	18
9. Asad Abdul-Khalik, 2003	17
10. Adam Weber, 2008	15
Billy Cockerham, 1999	15
Tony Dungy, 1975	15

### COMPLETION PERCENTAGE (MIN. 100 ATT.)

1. Tanner Morgan, 2022 (107 comp.-160 att.)	.669
2. Tanner Morgan, 2019	(210-318) .660
3. Asad Abdul-Khalik, 2003	(158-250) .632
4. Adam Weber, 2008	(255-410) .622
5. Cory Sauter, 1995	(204-338) .604
6. Tanner Morgan, 2021	(149-250) .596
Bryan Cupito, 2006	(214-359) .596
8. Mitch Leidner, 2015	(242-407) .595
9. Bryan Cupito, 2005	(176-297) .593
10. Marquel Fleetwood, 1991	(155-264) .587

# PASSING RECORDS

## PASS EFFICIENCY RATING

1. Tanner Morgan, 2019	178.69
2. Asad Abdul-Khaliq, 2003	162.31
3. Tanner Morgan, 2022	151.74
4. Tanner Morgan, 2018	147.62
5. MarQueis Gray, 2012*	146.00
6. Bryan Cupito, 2005	145.87
7. Bryan Cupito, 2006	140.78
8. Cory Sauter, 1995	134.85
9. Asad Abdul-Khaliq, 2001	134.55
10. Rickey Foggie, 1985	134.45

\*Started three games at quarterback and threw at least one pass in three other games

## INTERCEPTIONS THROWN

1. Adam Weber, 2007	19
Marquel Fleetwood, 1992	19
Mike Hohensee, 1982	19
Paul Giel, 1951	19
5. Greg Murphy, 1983	16
John Hankinson, 1965	16
7. Adam Weber, 2009	15
8. Tony Dungy, 1975	15
9. Cory Sauter, 1995	13
Tim Schade, 1993	13
Tim Salem, 1980	13
Sandy Stephens, 1961	13

## 250-YARD-PLUS GAMES

1. Tanner Morgan, 2019	6
Mike Hohensee, 1982	6
3. Mitch Leidner, 2015	5
Adam Weber, 2007	5
Cory Sauter, 1996	5
6. Bryan Cupito, 2006	4
Bryan Cupito, 2005	4
Cory Sauter, 1995	4
Tim Schade, 1994	4
Mike Hohensee, 1981	4

## 300-YARD-PLUS GAMES

1. Mike Hohensee, 1982	4
2. Tanner Morgan, 2019	3
Adam Weber, 2007	3
Asad Abdul-Khaliq, 2003	3
Cory Sauter, 1996	3
Cory Sauter, 1995	3
Tim Schade, 1994	3
8. Mitch Leidner, 2015	2
Bryan Cupito, 2006	2
Bryan Cupito, 2005	2

## 400-YARD-PLUS GAMES

1. Adam Weber, 2009	1
Cory Sauter, 1995	1
Tim Schade, 1993	1
Scott Eckers, 1993	1
Mike Hohensee, 1981	1

## CAREER RECORDS

### PASSING YARDS (MIN. 3000 YARDS)

1. Adam Weber, 2007-10	10,917
2. Tanner Morgan, 2018-22	9,459
3. Bryan Cupito, 2003-06	7,446
4. Mitch Leidner, 2013-16	7,287
5. Cory Sauter, 1994-97	6,834
6. Asad Abdul-Khaliq, 2000-03	6,660
7. Marquel Fleetwood, 1989-92	5,279
8. Rickey Foggie, 1984-87	5,162
9. Mike Hohensee, 1981-82	4,792
10. Tim Schade, 1993-94	3,986
11. Tony Dungy, 1973-76	3,515
12. Billy Cockerham, 1996-99	3,483
13. Scott Schaffner, 1987-91	3,472

14. Mark Carlson, 1976-79	3,128
15. Craig Curry, 1969-71	3,060

### PASSING YARDS PER GAME (MIN. 15 GAMES)

1. Adam Weber, 2007-10	218.3
2. Mike Hohensee, 1981-82	217.8
3. Bryan Cupito, 2003-06	196.0
4. Tanner Morgan, 2018-22	185.4
5. Tim Schade, 1993-94	181.2
6. Cory Sauter, 1994-97	175.2
7. Travis Cole, 2000-01	159.1
8. Mitch Leidner, 2013-16	155.0
9. Asad Abdul-Khaliq, 2000-03	154.9

### PASSING ATTEMPTS

1. Adam Weber, 2007-10	1,594
2. Tanner Morgan, 2018-22	1,063
3. Mitch Leidner, 2013-16	1,029
4. Cory Sauter, 1994-97	945
5. Bryan Cupito, 2003-06	918
6. Marquel Fleetwood, 1989-92	876
7. Asad Abdul-Khaliq, 2000-03	847
8. Mike Hohensee, 1981-82	722
9. Rickey Foggie, 1984-87	628
10. Tim Schade, 1993-94	627

### PASSING COMPLETIONS

1. Adam Weber, 2007-10	909
2. Tanner Morgan, 2018-22	661
3. Mitch Leidner, 2013-16	580
4. Cory Sauter, 1994-97	539
5. Bryan Cupito, 2003-06	513
6. Asad Abdul-Khaliq, 2000-03	481
7. Marquel Fleetwood, 1989-92	465
8. Mike Hohensee, 1981-82	392
9. Tim Schade, 1993-94	322
10. Rickey Foggie, 1984-87	311

### TOUCHDOWN PASSES

1. Adam Weber, 2007-10	72
2. Tanner Morgan, 2018-22	65
3. Bryan Cupito, 2003-06	55
Asad Abdul-Khaliq, 2000-03	55
5. Cory Sauter, 1994-97	40
6. Mitch Leidner, 2013-16	36
7. Rickey Foggie, 1984-87	34
8. Mike Hohensee, 1981-82	33
9. Billy Cockerham, 1996-99	29
10. Tony Dungy, 1973-76	25

### COMPLETION PERCENTAGE (MIN. 300 ATT.)

1. Tanner Morgan, 2018-22 (661 comp.-1063 att.)	.622
2. Mark Carlson, 1976-79 (255-447)	.572
3. Adam Weber, 2007-10 (909-1594)	.570
Cory Sauter, 1994-97 (539-945)	.570
5. Asad Abdul-Khaliq, 2000-03 (481-847)	.568
6. Mitch Leidner, 2013-16 (580-1029)	.564
7. Bryan Cupito, 2003-06 (513-918)	.558
Travis Cole, 2000-01 (205-367)	.558
9. Mike Hohensee, 1981-82 (392-722)	.543
10. Scott Schaffner, 1987-91 (278-515)	.540

### PASS EFFICIENCY RATING (MIN. 300 ATT.)

1. Tanner Morgan, 2018-22	151.05
2. Bryan Cupito, 2003-06	138.34
3. Asad Abdul-Khaliq, 2000-03	138.13
4. Rickey Foggie, 1984-87	126.64
5. Travis Cole, 2000-01	126.58
6. Cory Sauter, 1994-97	124.77
7. Adam Weber, 2007-10	123.10
8. Scott Eckers, 1992-94	122.43
9. Billy Cockerham, 1996-99	122.12
10. Mitch Leidner, 2013-16	121.20

## INTERCEPTIONS THROWN

1. Adam Weber, 2007-10	51
2. Marquel Fleetwood, 1989-92	41
3. Paul Giel, 1951-53	36
4. Tony Dungy, 1973-76	35
5. Cory Sauter, 1994-97	34
6. Tanner Morgan, 2018-22	32
Mitch Leidner, 2013-16	32
Rickey Foggie, 1984-87	32
9. Mike Hohensee, 1981-82	31
10. Sandy Stephens, 1959-61	27

## TOUCHDOWN-INTERCEPTION RATIO (MIN. 15 TD PASSES)

1. Bryan Cupito, 2003-06 (55 TD-25 INT)	2.20
2. Asad Abdul-Khaliq, 2000-03 (55-26)	2.12
3. Tanner Morgan, 2018-22 (65-32)	2.03
4. Travis Cole, 2000-01 (16-10)	1.60
5. Adam Weber, 2007-10 (72-51)	1.41
6. Philip Nelson, 2012-13 (17-14)	1.21
7. Billy Cockerham, 1996-99 (29-24)	1.20
8. Cory Sauter, 1994-97 (40-34)	1.18
9. Mitch Leidner, 2013-16 (36-32)	1.12
10. Mike Hohensee, 1981-82 (33-31)	1.06

## 250-YARD-PLUS GAMES

1. Adam Weber, 2007-10	14
2. Tanner Morgan, 2018-22	12
3. Cory Sauter, 1994-97	11
Mike Hohensee, 1981-82	11
5. Bryan Cupito, 2003-06	10
6. Mitch Leidner, 2013-16	6
Asad Abdul-Khaliq, 2000-03	6
Tim Schade, 1993-94	6
9. Travis Cole, 2000-01	3
Scott Eckers, 1992-94	3

## 300-YARD-PLUS GAMES

1. Cory Sauter, 1994-97	7
2. Adam Weber, 2007-10	6
3. Mike Hohensee, 1981-82	5
4. Tanner Morgan, 2018-22	4
Asad Abdul-Khaliq, 2000-03	4
Bryan Cupito, 2003-06	4
Tim Schade, 1993-94	4
8. Mitch Leidner, 2013-16	2
9. Athan Kaliakmanis, 2022-Present	1
Scott Eckers, 1992-94	1
Marquel Fleetwood, 1989-92	1
Greg Murphy, 1983	1
Mark Carlson, 1977-79	1
Phil Hagen, 1967-69	1

## 400-YARD-PLUS GAMES

1. Adam Weber, 2007-10	1
Cory Sauter, 1994-97	1
Tim Schade, 1993-94	1
Scott Eckers, 1990-94	1
Mike Hohensee, 1981-82	1

## GAMES STARTED (SINCE 1959)

1. Adam Weber, 2007-2010	50
2. Tanner Morgan, 2018-22	47
3. Mitch Leidner, 2013-16	41
4. Rickey Foggie, 1984-87	39
5. Asad Abdul-Khaliq, 2000-03	37
6. Bryan Cupito, 2003-06	36
7. Cory Sauter, 1994-97	34
8. Tony Dungy, 1973-76	32
9. Marquel Fleetwood, 1989-92	31
10. Sandy Stephens, 1959-61	25



# PASSING RECORDS

## STARTING QB WIN PERCENTAGE (SINCE 1959; MIN. 15 STARTS)

1. Tanner Morgan, 2018-22 (33 W-14 L-0 T)	70.2
2. Sandy Stephens, 1959-61 (16-9-0)	64.0
3. Billy Cockerham, 1996-99 (12-8-0)	60.0
4. Asad Abdul-Khaliq, 2000-03 (22-15-0)	59.5
5. Phil Hagen, 1967-69 (9-6-1)	59.4
Curtis Wilson, 1965-67 (9-6-1)	59.4
7. Mitch Leidner, 2013-16 (24-17-0)	58.5
8. Bryan Cupito, 2003-06 (20-16-0)	55.6
9. John Hankinson, 1964-65 (10-8-1)	55.3
10. Rickey Foggie, 1984-87 (20-19-0)	51.3

## CONSECUTIVE MILESTONES

### 250-YARD PASSING GAMES

1. Mitch Leidner, 10/17-11/14/15	4
Mike Hohensee, 9/11-10/2/82	4
3. Mike Hohensee, 11/7-11/21/81	3
4. Tanner Morgan, 9/24-10/1/22	2
Tanner Morgan, 11/30/19-11/20	2
Tanner Morgan, 11/9-11/16/19	2
Tanner Morgan, 9/14-9/28/19	2
Tanner Morgan, 10/26-11/3/18	2
Adam Weber, 11/17/07-8/30/08	2
Adam Weber, 10/6-10/13/07	2
Adam Weber, 9/8-9/15/07	2
Bryan Cupito, 11/18-12/29/06	2
Bryan Cupito, 11/19-12/30/05	2
Asad Abdul-Khaliq, 11/17-11/24/02	2
Travis Cole, 10/21-10/28/00	2
Cory Sauter, 11/9-11/16/96	2
Cory Sauter, 10/14-10/21/95	2
Tim Schade, 11/12-11/19/94	2
Tim Schade, 10/8-10/15/94	2
Tim Schade, 9/4-9/11/93	2
Marquel Fleetwood, 9/19-9/26/92	2
Mike Hohensee, 10/16-10/23/82	2

### 300-YARD PASSING GAMES

1. Tanner Morgan, 11/9 & 11/16/19	2
Mitch Leidner, 10/17 & 10/31/15	2
Cory Sauter, 10/14 & 10/21/95	2
Tim Schade, 11/12 & 11/19/94	2
Tim Schade, 9/4 & 9/11/93	2
Mike Hohensee, 10/16 & 10/23/82	2

### GAMES WITH A TOUCHDOWN PASS

1. Tanner Morgan, 12/26/18-11/13/20	18
2. Bryan Cupito, 9/1/05-8/31/06	12
3. Asad Abdul-Khaliq, 11/10/01-10/19/02	10
Mike Hohensee, 10/31/81-10/16/82	10

### YARDS GAINED IN CONSECUTIVE GAMES

1. Tim Schade (478 vs. Penn State, 9/4/93; 345 vs. Indiana State, 9/11/93)	823
--	-----

### PASSING TOUCHDOWNS IN CONSECUTIVE GAMES

1. Scott Eckers, 1993 (6 vs. Purdue, 10/9/93); (3 at Northwestern, 10/16/93)	9
--	---

### GAMES STARTED

1. Adam Weber, 9/1/07-11/27/10 (B1G record)	50
2. Mitch Leidner, 11/9/13-12/27/16	41

## RECORDS BY CLASS

### FRESHMAN

#### SEASON PASSING YARDS

1. Adam Weber, 2007 (12 GP)	2,895
2. Tanner Morgan, 2018 (9 GP)	1,401
3. Zack Annexstad, 2018 (8 GP)	1,277

### SEASON PASSING TOUCHDOWNS

1. Adam Weber, 2007 (12 GP)	24
2. Rickey Foggie, 1984 (11 GP)	10
3. Zack Annexstad, 2018 (8 GP)	9
Tanner Morgan, 2018 (9 GP)	9

### SOPHOMORE

#### SEASON PASSING YARDS

1. Tanner Morgan, 2019 (13 GP)	3,253
2. Adam Weber, 2008 (13 GP)	2,761
3. Cory Sauter, 1995 (11 GP)	2,600

### SEASON PASSING TOUCHDOWNS

1. Tanner Morgan, 2019 (13 GP)	30
2. Cory Sauter, 1995 (11 GP)	18
3. Adam Weber, 2008 (13 GP)	15

### JUNIOR

#### SEASON PASSING YARDS

1. Mitch Leidner, 2015 (13 GP)	2,701
2. Adam Weber, 2009 (13 GP)	2,582
3. Cory Sauter, 1996 (11 GP)	2,578

### SEASON PASSING TOUCHDOWNS

1. Mike Hohensee, 1981 (11 GP)	20
2. Asad Abdul-Khaliq, 2002 (12 GP)	19
Bryan Cupito, 2005 (11 GP)	19

### SENIOR

#### SEASON PASSING YARDS

1. Bryan Cupito, 2006 (13 GP)	2,819
2. Adam Weber, 2010 (12 GP)	2,679
3. Asad Abdul-Khaliq, 2003 (13 GP)	2,401

### SEASON PASSING TOUCHDOWNS

1. Bryan Cupito, 2006 (13 GP)	22
2. Adam Weber, 2010 (12 GP)	20
3. Asad Abdul-Khaliq, 2003 (13 GP)	17

## ALL-TIME TOP 10 PASSERS

### sorted by career passing yards

Year	Att	Comp	Int	TD	Yards
------	-----	------	-----	----	-------

<b>1. ADAM WEBER</b>					
2007 (12 GP))	449	258	19	24	2,895
2008 (13 GP)	410	255	8	15	2,761
2009 (13 GP)	367	191	15	13	2,582
2010 (12 GP)	368	205	9	20	2,679
<b>Total (50 GP)</b>	<b>1,594</b>	<b>909</b>	<b>51</b>	<b>72</b>	<b>10,917</b>
<b>2. TANNER MORGAN</b>					
2018 (9 GP)	152	89	6	9	1,401
2019 (13 GP)	318	210	7	30	3,253
2020 (7 GP)	183	106	5	7	1,374
2021 (13 GP)	250	149	9	10	2,044
2022 (9 GP)	165	107	5	9	1,382
<b>Total (51 GP)</b>	<b>1,063</b>	<b>661</b>	<b>32</b>	<b>65</b>	<b>9,454</b>
<b>3. BRYAN CUPITO</b>					
2006 (13 GP)	1	0	0	0	0
2004 (12 GP)	261	123	7	14	2,097
2005 (11 GP)	297	176	9	19	2,530
2006 (13 GP)	359	214	9	22	2,819
<b>Total (49 GP)</b>	<b>918</b>	<b>513</b>	<b>25</b>	<b>55</b>	<b>7,446</b>
<b>4. MITCH LEIDNER</b>					
2013 (10 GP)	78	43	1	3	619
2014 (12 GP)	237	122	8	11	1,798
2015 (13 GP)	407	242	11	14	2,701
2016 (12 GP)	307	173	12	8	2,169
<b>Total (47 GP)</b>	<b>1,029</b>	<b>580</b>	<b>32</b>	<b>36</b>	<b>7,287</b>

### 5. CORY SAUTER

1994 (5 GP)	21	9	1	0	80
1995 (11 GP)	338	204	13	18	2,600
1996 (11 GP)	352	200	11	14	2,578
1997 (12 GP)	234	126	8	8	1,576
<b>Total (39 GP)</b>	<b>945</b>	<b>539</b>	<b>33</b>	<b>40</b>	<b>6,834</b>

### 6. ASAD ABDUL-KHALIQ

2000 (9 GP)	95	51	4	7	676
2001 (11 GP)	187	107	6	12	1,393
2002 (12 GP)	315	165	11	19	2,190
2003 (13 GP)	250	158	5	17	2,401
<b>Total (45 GP)</b>	<b>847</b>	<b>481</b>	<b>26</b>	<b>55</b>	<b>6,660</b>

### 7. MARQUEL FLEETWOOD

1989 (11 GP)	56	23	6	0	270
1990 (11 GP)	171	95	7	6	1,199
1991 (11 GP)	264	155	10	5	1,642
1992 (11 GP)	385	192	18	7	2,168
<b>Total (44 GP)</b>	<b>876</b>	<b>465</b>	<b>41</b>	<b>18</b>	<b>5,279</b>

### 8. RICKEY FOGGIE

1984 (11 GP)	121	57	9	10	1,036
1985 (11 GP)	141	74	4	8	1,493
1986 (12 GP)	191	97	7	8	1,401
1987 (11 GP)	175	83	12	8	1,232
<b>Total (45 GP)</b>	<b>628</b>	<b>311</b>	<b>32</b>	<b>34</b>	<b>5,162</b>

### 9. MIKE HOHENSEE

1981 (11 GP)	362	182	12	20	2,412
1982 (11 GP)	360	210	19	13	2,380
<b>Total (22 GP)</b>	<b>722</b>	<b>392</b>	<b>31</b>	<b>33</b>	<b>4,792</b>

### 10. TIM SHADE

1993 (11 GP)	286	135	13	8	1,648
1994 (11 GP)	341	187	10	14	2,338
<b>Total (22 GP)</b>	<b>627</b>	<b>322</b>	<b>23</b>	<b>22</b>	<b>3,986</b>

## YEAR-BY-YEAR LEADERS

Year	Player	Att	Comp	Int	TD	Yds
1946	Ev Faunce	36	31	3	1	335
1947	Ev Faunce	44	15	5	1	234
1948	Ev Faunce	85	44	6	2	567
1949	Billy Bye	77	41	7	6	571
1950	George Hudak	45	17	3	2	131
1951	Paul Giel	124	57	19	3	689
1952	Paul Giel	101	42	10	6	643
1953	Paul Giel	93	50	7	4	590
1954	Geno Cappelletti	65	28	4	4	434
1955	Dick Larson	27	12	3	2	253
1956	Bob Cox	53	18	7	3	240
1957	Bob Cox	53	19	5	4	268
1958	Larry Johnson	51	17	5	3	406
1959	Jim Reese	98	35	12	2	555
1959	Larry Johnson	92	39	8	2	497
1960	Sandy Stephens	62	22	5	2	326
1961	Sandy Stephens	153	54	13	9	869
1962	Duane Blaska	154	71	11	8	862
1963	Bob Sadek	128	58	6	2	647
1964	John Hankinson	178	86	6	8	1,084
1965	John Hankinson	214	111	16	8	1,477
1966	Larry Carlson	108	56	5	5	599
1967	Curtis Wilson	76	33	8	6	543
1968	Phil Hagen	157	75	8	4	771
1969	Phil Hagen	208	109	9	6	1,266
1970	Craig Curry	228	103	12	6	1,315
1971	Craig Curry	266	118	10	9	1,691
1972	Bob Morgan	89	32	10	2	475
1973	John Lawing	48	23	6	3	276
1974	Tony Dungy	94	39	7	5	612
1975	Tony Dungy	225	123	14	15	1,515
1976	Tony Dungy	234	104	12	4	1,291
1977	Wendell Avery	99	45	4	3	591
1978	Mark Carlson	113	64	9	3	736

# PASSING RECORDS

1979	Mark Carlson	300	177	10	11	2,188
1980	Tim Salem	170	81	13	2	887
1981	Mike Hohensee	362	182	12	20	2,412
1982	Mike Hohensee	360	210	19	13	2,380
1983	Greg Murphy	242	115	16	6	1,410
1984	Rickey Foggie	121	57	9	10	1,036
1985	Rickey Foggie	162	74	4	8	1,493
1986	Rickey Foggie	216	97	7	8	1,401
1987	Rickey Foggie	175	83	12	8	1,232
1988	Scott Schaffner	191	106	7	7	1,234
1989	Scott Schaffner	190	101	8	7	1,373
1990	Marquel Fleetwood	171	95	7	6	1,199
1991	Marquel Fleetwood	264	155	10	5	1,642
1992	Marquel Fleetwood	385	192	18	7	2,168
1993	Tim Schade	286	135	13	8	1,648
1994	Tim Schade	341	187	10	14	2,338
1995	Cory Sauter	338	204	13	18	2,600
1996	Cory Sauter	352	200	11	14	2,578
1997	Cory Sauter	234	126	9	8	1,576
1998	Billy Cockerham	180	92	12	11	1,150
1999	Billy Cockerham	276	147	10	15	2,091
2000	Travis Cole	252	147	7	11	1,982
2001	Asad Abdul-Khaliq	187	107	6	12	1,393
2002	Asad Abdul-Khaliq	315	165	11	19	2,190
2003	Asad Abdul-Khaliq*	250	158	5	17	2,401
2004	Bryan Cupito	261	123	7	14	2,097
2005	Bryan Cupito	297	176	9	19	2,530
2006	Bryan Cupito	359	214	9	22	2,819
2007	Adam Weber	449	258	19	24	2,895
2008	Adam Weber	410	255	8	15	2,671
2009	Adam Weber	367	191	15	13	2,582
2010	Adam Weber	368	205	9	20	2,679
2011	MarQueis Gray	213	108	8	8	1,495
2012	Philip Nelson	152	75	8	8	873
2013	Philip Nelson	186	94	6	9	1,306
2014	Mitch Leidner	237	122	8	11	1,798
2015	Mitch Leidner	407	242	11	14	2,701
2016	Mitch Leidner	307	173	12	8	2,169
2017	Conor Rhoda	109	59	4	5	839
2018	Tanner Morgan	152	89	6	9	1,401
2019	Tanner Morgan	318	210	7	30	3,253
2020	Tanner Morgan	183	106	5	7	1,374
2021	Tanner Morgan	250	149	9	10	2,044
2022	Tanner Morgan	160	107	5	9	1,382

\* Led Big Ten (Rating)

## 250-YARD PASSING GAMES

### PERFORMANCES SINCE 1950

Name, Opponent (Date)	A-C-I-TDs-Yds
John Hankinson vs. Northwestern (11/6/65)	22-14-2-1-255
Curtis Williams vs. Michigan State (10/21/67)	25-14-1-3-262
Phil Hagen vs. Arizona State (9/20/69)	40-19-3-1-278
Phil Hagen vs. Ohio State (10/18/69)	47-26-1-0-304
Craig Curry vs. Ohio State (10/17/70)	47-28-2-1-297
Mark Carlson vs. Michigan (10/13/79)	51-27-3-1-339
Mark Carlson vs. Indiana (11/3/79)	32-19-1-2-254
Mike Hohensee vs. Northwestern (10/10/81)	21-13-0-3-251
Mike Hohensee vs. Ohio State (11/7/81)	67-37-1-5-444
Mike Hohensee vs. Michigan State (11/14/81)	47-22-1-2-271
Mike Hohensee vs. Wisconsin (11/21/81)	34-17-1-2-254
Mike Hohensee vs. Ohio (9/11/82)	28-17-2-2-322
Mike Hohensee vs. Purdue (9/18/82)	26-18-1-2-254
Mike Hohensee vs. Washington State (9/25/82)	31-20-1-2-281
Mike Hohensee vs. Illinois (10/2/82)	55-27-1-2-344
Mike Hohensee vs. Indiana (10/16/82)	50-34-3-1-307
Mike Hohensee vs. Iowa (10/23/82)	43-27-4-0-311
Greg Murphy vs. Indiana (10/8/83)	52-23-3-4-357
Rickey Foggie vs. Northwestern (10/20/84)	23-9-0-2-281
Alan Holt vs. Michigan State (11/2/85)	31-18-0-1-275
Rickey Foggie vs. Northwestern (10/10/87)	24-13-1-3-272
Scott Schaffner vs. Ohio State (10/27/91)	29-17-3-2-293
Marquel Fleetwood vs. Colorado (9/19/92)	54-26-4-1-262
Marquel Fleetwood vs. Pittsburgh (9/26/92)	56-35-1-2-346
Rob St. Sauver vs. Iowa (11/21/92)	32-21-0-2-261

Tim Schade vs. Penn State (9/4/93)	66-34-4-2-478
Tim Schade vs. Indiana State (9/11/93)	39-26-2-1-345
Scott Eckers vs. Purdue (10/9/93)	36-24-1-6-402
Scott Eckers vs. Wisconsin (10/23/93)	30-17-4-2-267
Scott Eckers vs. Michigan (11/13/93)	40-22-3-1-277
Tim Schade vs. Purdue (10/8/94)	42-28-2-2-354
Tim Schade vs. Northwestern (10/15/94)	43-21-0-2-294
Tim Schade vs. Michigan (11/12/94)	50-30-2-3-394
Tim Schade vs. Iowa (11/19/94)	41-24-1-2-365
Cory Sauter vs. Ball State (9/16/95)	31-17-0-3-260
Cory Sauter vs. Northwestern (10/14/95)	50-29-1-1-303
Cory Sauter vs. Michigan State (10/21/95)	37-24-1-4-404
Cory Sauter vs. Wisconsin (11/11/95)	36-20-1-2-355
Cory Sauter vs. Ball State (9/14/96)	35-23-1-2-397
Cory Sauter vs. Purdue (10/5/96)	40-26-2-2-319
Cory Sauter vs. Michigan (10/26/96)	36-23-1-0-283
Cory Sauter vs. Wisconsin (11/9/96)	22-16-0-2-315
Cory Sauter vs. Illinois (11/16/96)	37-23-1-2-285
Cory Sauter vs. Houston (9/27/97)	35-23-0-3-368
Cory Sauter vs. Indiana (11/15/97)	25-16-1-2-267
Billy Cockerham at Penn State (11/6/99)	24-14-0-2-277
Billy Cockerham vs. Oregon (12/31/99)	37-19-2-3-257
Travis Cole at Indiana (10/21/00)	32-20-1-2-286
Travis Cole vs. Northwestern (10/28/00)	33-18-1-1-251
Travis Cole vs. Iowa (11/18/00)	38-23-0-3-299
Asad Abdul-Khaliq at Iowa (11/17/01)	34-20-1-3-319
Asad Abdul-Khaliq vs. Wisconsin (11/24/01)	25-17-1-3-265
Asad Abdul-Khaliq at Wisconsin (11/23/02)	33-15-1-2-282
Asad Abdul-Khaliq at Northwestern (10/4/03)	17-12-0-4-331
Asad Abdul-Khaliq vs. Michigan St. (10/18/03)	40-27-0-4-377
Asad Abdul-Khaliq at Iowa (11/15/03)	46-28-0-1-388
Bryan Cupito vs. Toledo (9/4/04)	12-10-0-1-279
Bryan Cupito at Wisconsin (11/6/04)	33-17-0-1-258
Bryan Cupito vs. Purdue (9/24/05)	35-22-3-3-271
Bryan Cupito vs. Ohio State (10/29/05)	35-26-0-1-396
Bryan Cupito at Iowa (11/19/05)	46-22-2-1-315
Bryan Cupito vs. Virginia (12/30/05)	28-18-1-4-263
Bryan Cupito vs. Penn State (10/7/06)	36-25-0-2-347
Bryan Cupito vs. Indiana (11/4/06)	33-22-0-4-378
Bryan Cupito vs. Iowa (11/18/06)	30-18-1-2-267
Bryan Cupito vs. Texas Tech (12/29/06)	31-19-1-3-263
Adam Weber vs. Miami (Ohio) (9/8/07)	40-26-1-4-271
Adam Weber at Florida Atlantic (9/15/07)	47-31-4-4-335
Adam Weber at Indiana (10/6/07)	44-24-2-1-280
Adam Weber at Northwestern (10/13/07)	38-25-2-5-341
Adam Weber vs. Wisconsin (11/17/07)	37-21-2-3-352
Adam Weber vs. Northern Illinois (8/30/08)	37-24-0-2-298
Adam Weber vs. Indiana (10/4/08)	37-22-0-0-274
Adam Weber vs. Northwestern (11/1/08)	51-31-1-1-327
Adam Weber vs. Wisconsin (10/3/09)	30-16-1-1-271
Adam Weber vs. Michigan State (10/31/09)	31-19-1-5-416
Adam Weber vs. Iowa State (12/31/09)	32-18-1-1-261
Adam Weber vs. South Dakota (9/11/10)	31-21-0-3-258
Adam Weber vs. Northern Illinois (9/25/10)	46-31-1-2-373
Adam Weber vs. Penn State (10/23/10)	49-26-1-3-299
MarQueis Gray at Michigan State (11/5/11)	32-19-2-3-295
MarQueis Gray at UNLV (8/30/12)	30-17-1-2-269
Philip Nelson at Indiana (11/2/13)	23-16-0-4-298
Mitch Leidner vs. Missouri (1/1/15)	31-21-0-1-258
Mitch Leidner vs. Ohio (9/26/15)	31-22-0-0-264
Mitch Leidner vs. Nebraska (10/17/15)	40-26-2-1-301
Mitch Leidner vs. Michigan (10/31/15)	33-16-0-1-317
Mitch Leidner at Ohio State (11/7/15)	44-27-1-2-281
Mitch Leidner at Iowa (11/14/15)	27-19-0-1-259
Mitch Leidner vs. Indiana State (9/1/16)	30-20-0-4-295
Tanner Morgan vs. Indiana (10/26/18)	24-17-1-3-302
Tanner Morgan at Illinois (11/3/18)	27-14-0-2-258
Tanner Morgan vs. Georgia Southern (9/14/19)	31-19-1-3-289
Tanner Morgan at Purdue (9/28/19)	22-21-0-4-396
Tanner Morgan vs. Penn State (11/9/19)	20-18-0-3-339
Tanner Morgan at Iowa (11/16/19)	36-25-0-1-368
Tanner Morgan vs. Wisconsin (11/30/19)	37-20-1-2-296
Tanner Morgan vs. Auburn (1/1/20)	29-19-1-2-278

Tanner Morgan vs. Purdue (11/20/20)	22-15-0-0-264
Tanner Morgan vs. Western Illinois (9/10/22)	18-14-0-1-287
Tanner Morgan at Michigan State (9/24/22)	26-23-0-3-268
Tanner Morgan vs. Purdue (10/1/22)	33-18-3-0-257
Athan Kalliakmanis at Wisconsin (11/26/22)	29-19-0-2-319

# P A S S I N G   R E C O R D S

## STARTING QUARTERBACK RECORDS (SINCE 1959)

<b>1959</b>		<b>1978</b>		<b>1998</b>		<b>2018</b>	
Sandy Stephens	1-5	Mark Carlson	3-2	Billy Cockerham	4-4	Zack Annexstad	3-4
Larry Johnson	1-2	Wendell Avery	2-4	Andy Persby	1-2	Tanner Morgan	4-2
<b>1960</b>		<b>1979</b>		<b>1999</b>		<b>2019</b>	
Sandy Stephens	7-2	Mark Carlson	4-6-1	Billy Cockerham	8-4	Tanner Morgan	11-2
Joe Salem	1-0						
<b>1961</b>		<b>1980</b>		<b>2000</b>		<b>2020</b>	
Sandy Stephens	8-2	Tim Salem	5-6	Asad Abdul-Khaliq	2-2	Tanner Morgan	3-4
				Travis Cole	4-4		
<b>1962</b>		<b>1981</b>		<b>2001</b>		<b>2021</b>	
Duane Blaska	6-2-1	Mike Hohensee	6-5	Asad Abdul-Khaliq	3-5	Tanner Morgan	9-4
				Travis Cole	1-2		
<b>1963</b>		<b>1982</b>		<b>2002</b>		<b>2022</b>	
Bob Sadek	1-2	Mike Hohensee	3-8	Asad Abdul-Khaliq	7-5	Tanner Morgan	6-2
Russell Peterson	2-4			Benji Kamrath	1-0	Athan Kaliakmanis	3-2
<b>1964</b>		<b>1983</b>		<b>2003</b>			
John Hankinson	5-4	Greg Murphy	1-5	Asad Abdul-Khaliq	10-3		
		Brett Sadek	0-5				
<b>1965</b>		<b>1984</b>		<b>2004</b>			
John Hankinson	5-4-1	Brett Sadek	1-3	Bryan Cupito	7-5		
		Rickey Foggie	3-4				
<b>1966</b>		<b>1985</b>		<b>2005</b>			
Curtis Wilson	4-5-1	Rickey Foggie	7-4	Bryan Cupito	7-4		
		Alan Holt	0-1	Tony Mortensen	0-1		
<b>1967</b>		<b>1986</b>		<b>2006</b>			
Ray Stephens	2-1	Rickey Foggie	6-6	Bryan Cupito	6-7		
Phil Hagen	1-0						
Curtis Wilson	5-1	<b>1987</b>		<b>2007</b>			
		Alan Holt	2-0	Adam Weber	1-11		
<b>1968</b>		Rickey Foggie	4-5				
Phil Hagen	4-3	<b>1988</b>		<b>2008</b>			
Ray Stephens	2-1	Alan Holt	2-2	Adam Weber	7-6		
		Scott Schaffner	0-5-2				
<b>1969</b>		<b>1989</b>		<b>2009</b>			
Phil Hagen	4-3-1	Scott Schaffner	6-5	Adam Weber	6-7		
Walt Bowser	0-2						
<b>1970</b>		<b>1990</b>		<b>2010</b>			
Craig Curry	3-6-1	Scott Schaffner	1-1	Adam Weber	3-9		
		Marquel Fleetwood	5-4				
<b>1971</b>		<b>1991</b>		<b>2011</b>			
Craig Curry	4-7	Marquel Fleetwood	2-9	MarQueis Gray	3-7		
				Max Shortell	0-2		
<b>1972</b>		<b>1992</b>		<b>2012</b>			
Bob Morgan	4-6	Marquel Fleetwood	2-9	MarQueis Gray	3-1		
John Lawing	0-1			Max Shortell	1-2		
<b>1973</b>		<b>1993</b>		Philip Nelson	2-4		
John Lawing	6-3	Tim Schade	1-4				
Tony Dungy	0-1	Scott Eckers	3-3	<b>2013</b>			
Gil Fash	1-0			Philip Nelson	5-4		
<b>1974</b>		<b>1994</b>		Mitch Leidner	3-1		
Tony Dungy	4-5	Tim Schade	2-8				
Marc Trestman	0-1	Scott Eckers	1-0	<b>2014</b>			
Steve Olsen	0-1			Mitch Leidner	7-5		
<b>1975</b>		<b>1995</b>		Chris Streveler	1-0		
Tony Dungy	6-5	Cory Sauter	3-8				
				<b>2015</b>			
<b>1976</b>		<b>1996</b>		Mitch Leidner	6-7		
Tony Dungy	6-5	Cory Sauter	4-7				
				<b>2016</b>			
<b>1977</b>		<b>1997</b>		Mitch Leidner	8-4		
Wendell Avery	5-4	Cory Sauter	3-9	Conor Rhoda	1-0		
Marc Trestman	1-0						
Mark Carlson	1-1			<b>2017</b>			
				Conor Rhoda	3-3		
				Demy Croft	2-4		



# RECEIVING RECORDS

**Tyler Johnson (2016-19)** • career leader in receiving yards and touchdowns

## RECEPTIONS

**Game:** 13, Eric Decker vs. Indiana, 10/4/2008  
Aaron Osterman vs. Michigan, 11/12/94

**Season:** 86, Tyler Johnson, 2019

**Career:** 227, Eric Decker, 2006-09

## RECEIVING YARDS

**Game:** 228, Ryan Thelwell vs. Ball State, 9/14/96 (8 rec.)

**Season:** 1,318, Tyler Johnson, 2019

**Career:** 3,305, Tyler Johnson, 2016-19

## RECEIVING YARDS PER GAME

**Season:** 101.4, Tyler Johnson, 2019

**Career:** 77.3, Rashod Bateman, 2018-20

## RECEIVING TOUCHDOWNS

**Game:** 5, Omar Douglas vs. Purdue, 10/9/93^

**Season:** 13, Tyler Johnson, 2019

**Career:** 33, Tyler Johnson, 2016-19

## YARDS PER RECEPTION

**Season:** 24.3, Jared Ellerson, 2005 (21 rec.)

**Career:** 18.5, Jared Ellerson, 2002-05 (111 rec.)

## LONGEST GAIN

96 yards, Jared Ellerson from Asad Abdul-Khaliq at Northwestern, 10/4/03

94 yards, John Lewis from Marquel Fleetwood vs. Michigan, 10/24/92

## 100-YARD RECEIVING GAMES

**Season:** 7, Tyler Johnson, 2019

**Career:** 16, Tyler Johnson, 2016-19

**Consecutive:** 4, Tyler Johnson, 10/6/18-10/26/18  
Eric Decker, 12/31/08-9/18/09

**Consecutive in Big Ten Games:** 4, Tyler Johnson, 10/6/18-10/26/18

## CONSECUTIVE GAMES WITH RECEPTION

46 games, Ron Johnson, 1998-2001^

## FRESHMAN RECORDS

**Receptions:** 51, Rashod Bateman, 2018

**Yardage:** 704, Rashod Bateman, 2018

**Touchdowns:** 7, Ernie Wheelwright, 2004

## SOPHOMORE RECORDS

**Receptions:** 67, Eric Decker, 2007

**Yardage:** 1,219, Rashod Bateman, 2019

**Touchdowns:** 11, Rashod Bateman, 2019

## JUNIOR RECORDS

**Receptions:** 84, Eric Decker, 2008

**Yardage:** 1,169, Tyler Johnson, 2018

**Touchdowns:** 12, Tyler Johnson, 2018

## SENIOR RECORDS

**Receptions:** 86, Tyler Johnson, 2019

**Yardage:** 1,318, Tyler Johnson, 2019

**Touchdowns:** 13, Tyler Johnson, 2019

## RUNNING BACK CAREER RECEIVING RECORDS

**Receptions:** 132, Chuck Rios, 1990-94

**Yardage:** 1,146, Chuck Rios, 1990-94

**Touchdowns:** 5, Duane Bennett, 2007-11  
5, Chris Darkins, 1993-96  
5, Rick Upchurch, 1973-74

## TIGHT END CAREER RECEIVING RECORDS

**Receptions:** 109, Matt Spaeth, 2003-06

**Yardage:** 1,293, Matt Spaeth, 2003-06

**Touchdowns:** 15, Ben Utecht, 2000-03

^ Big Ten record



**Eric Decker (2006-09)** • career leader in receptions

# RECEIVING RECORDS

## GAME RECORDS

### RECEIVING YARDS (MIN. 150 YARDS)

1.	Ryan Thelwell vs. Ball State (9/14/96)	228
2.	Tyler Johnson vs. Auburn (1/1/20)	204
3.	Rashod Bateman vs. Penn State (11/9/19)	203
4.	Omar Douglas vs. Penn State (9/4/93)	193
5.	Eric Decker vs. Indiana (10/4/2008)	190
6.	Jared Ellerson at Northwestern (10/4/03)	189
7.	Aaron Osterman vs. Michigan (11/12/94)	187
8.	Dwayne McMullen vs. Northwestern (10/24/84)	186
9.	Tyler Johnson at Nebraska (10/20/18)	184
10.	Eric Decker at Syracuse (9/5/09)	183
11.	Chester Cooper vs. Ohio State (11/7/81)	182
12.	Ron Johnson at Iowa (11/17/01)	181
13.	Ryan Thelwell vs. Northwestern (10/15/94)	178
	Chester Cooper vs. Northwestern (10/10/81)	178
15.	Rashod Bateman at Purdue (9/28/19)	177
	Ron Johnson at Indiana (10/21/00)	177
	Tutu Atwell vs. Houston (9/27/97)	177
18.	Rashod Bateman at Illinois (11/3/18)	175
19.	Da'Jon McKnight at Michigan State (11/5/11)	173
20.	Gary Couch vs. Purdue (10/5/85)	171
21.	Tyler Johnson at Iowa (11/16/19)	170
22.	Ryan Thelwell vs. Ball State (9/16/95)	167
	Tutu Atwell vs. Indiana (11/15/97)	167
24.	Eric Decker at Florida Atlantic (9/15/07)	165
25.	Ron Johnson at Ohio State (10/14/00)	163
26.	Tutu Atwell vs. Purdue (10/5/96)	162
27.	Jared Ellerson at Iowa (11/18/03)	159
28.	Elmer Bailey vs. Iowa (10/20/79)	158
	Aaron Osterman vs. Iowa (11/21/92)	158
	Logan Payne at Iowa (11/19/05)	158
31.	Eric Decker vs. Montana State (9/13/08)	157
32.	Jared Ellerson vs. Tulsa (8/30/03)	156
33.	Dwayne McMullen vs. Illinois (10/2/82)	151

### RECEPTIONS (MIN. 10 RECEPTIONS)

1.	Eric Decker vs. Indiana (10/4/2008)	13
	Aaron Osterman vs. Michigan (11/12/94)	13
3.	Tyler Johnson vs. Auburn (1/1/20)	12
	Eric Decker at Florida Atlantic (9/15/07)	12
	Luke Levenson at Ohio State (10/17/98)	12
	Tutu Atwell at Purdue (10/5/96)	12
	Alan Reid vs. Indiana (10/15/82)	12
	Chester Cooper vs. Ohio State (11/7/81)	12
	Glenn Bourquin at Michigan (10/13/79)	12
10.	<b>Chris Autman-Bell vs Nebraska (10/16/21)</b>	<b>11</b>
	Tyler Johnson at Nebraska (10/20/18)	11
	KJ Maye vs. Nebraska (10/17/15)	11
	Logan Payne at Iowa (11/19/05)	11
	Tutu Atwell vs. Houston (9/27/97)	11
	Omar Douglas vs. Penn State (9/4/93)	11
	Omar Douglas vs. Pittsburgh (10/26/92)	11
	Roy Artis vs. Illinois (10/27/79)	11
	Ken Last vs. Kansas (10/11/66)	11
19.	Rashod Bateman at Illinois (11/7/20)	10
	Tyler Johnson vs. Georgia Southern (9/14/19)	10
	KJ Maye at Ohio State (11/7/15)	10
	Eric Decker vs. Air Force (9/12/09)	10
	Jared Ellerson at Iowa (11/18/03)	10
	Luke Levenson vs. Michigan State (10/24/98)	10
	Tony Levine at Iowa (11/25/95)	10
	Ryan Thelwell vs. Northwestern (10/14/95)	10
	Ryan Thelwell vs. Northwestern (10/15/94)	10
	Chuck Rios vs. San Diego State (9/17/94)	10

### RECEIVING TOUCHDOWNS (MIN. 3 TDs)

1.	Omar Douglas vs. Purdue (10/9/93)	5
2.	Logan Payne vs. Temple (9/16/06)	4
3.	Rashod Bateman at Northwestern (11/23/19)	3
	Tyler Johnson vs. Georgia Southern (9/14/19)	3
	Tyler Johnson vs. Miami (Ohio) (9/15/18)	3
	Tyler Johnson vs. Michigan State (10/14/17)	3
	Max Williams vs. Iowa (11/8/14)	3
	A.J. Barker vs. Western Michigan (9/15/12)	3
	Da'Jon McKnight at Michigan State (11/5/11)	3
	Da'Jon McKnight vs. Penn State (10/23/10)	3
	Ernie Wheelwright at Northwestern (10/13/07)	3
	Ben Utecht at Louisiana (9/4/02)	3
	Ryan Thelwell vs. Ball State (9/16/95)	3
	Jay Carroll vs. Ohio State (11/7/81)	3
	Rick Upchurch vs. North Dakota (9/21/74)	3
	Mike Jones at Northwestern (11/3/73)	3

### 100 YARDS RECEIVING IN A GAME BY TWO PLAYERS

Rashod Bateman (203), Tyler Johnson (104) vs. Penn St., 11/9/19
Rashod Bateman (108), Tyler Johnson (102) vs. Indiana, 10/26/18
KJ Maye (106), Brandon Lingen (105) at Iowa, 11/14/15
Logan Payne (137), Ernie Wheelwright (116) vs. Indiana, 11/4/06
Jared Ellerson (159), Aaron Hosack (124) at Iowa, 11/18/03
Ryan Thelwell (142), Tutu Atwell (105) at Wisconsin, 11/9/96
Ryan Thelwell (228), Tutu Atwell (119) vs. Ball State, 9/14/96
Tutu Atwell (148), Tony Levine (105) vs. Wisconsin, 11/11/95
Tutu Atwell (131), Tony Levine (119) at Michigan State, 10/21/95
Ken Last (101), Tony Levine (107) vs. Northwestern, 11/6/65

## SEASON RECORDS

### RECEPTIONS (MIN. 50 RECEPTIONS)

1.	Tyler Johnson, 2019	86
2.	Eric Decker, 2008	84
3.	Tyler Johnson, 2018	78
4.	KJ Maye, 2015	73
5.	Eric Decker, 2007	67
6.	Drew Wolitarsky, 2016	66
	Ernie Wheelwright, 2007	66
8.	Tutu Atwell, 1996	62
9.	Ron Johnson, 2000	61
	Omar Douglas, 1992	61
11.	Rashod Bateman, 2019	60
	Luke Levenson, 1998	60
	Omar Douglas, 1993	60
14.	Logan Payne, 2006	59
15.	Tutu Atwell, 1997	58
	Ryan Thelwell, 1995	58
	Chester Cooper, 1981	58
18.	Ron Johnson, 2001	56
19.	Ryan Thelwell, 1996	54
20.	Chuck Rios, 1994	52
21.	Rashod Bateman, 2018	51
	Da'Jon McKnight, 2011	51
	Aaron Hosack, 2003	51
24.	Eric Decker, 2009	50

### RECEIVING YARDS (MIN. 800 YARDS)

1.	Tyler Johnson, 2019	1,318
2.	Rashod Bateman, 2019	1,219
3.	Tyler Johnson, 2018	1,169
4.	Ron Johnson, 2000	1,125
5.	Eric Decker, 2008	1,074
6.	Ryan Thelwell, 1996	1,051
7.	Chester Cooper, 1981	1,012
8.	Tutu Atwell, 1997	924
9.	Eric Decker, 2007	909
	Jared Ellerson, 2003	909
11.	Ron Johnson, 2001	895
12.	Omar Douglas, 1993	880

13.	Drew Wolitarsky, 2016	860
14.	Luke Levenson, 1998	854
15.	Tutu Atwell, 1996	822
16.	Aaron Hosack, 2003	814
17.	Logan Payne, 2006	804

### RECEIVING YARDS PER GAME

1.	Tyler Johnson, 2019	101.4
2.	Ryan Thelwell, 1996	95.5
3.	Eric Decker, 2009	94.8
4.	Rashod Bateman, 2020	94.4
5.	Rashod Bateman, 2019	93.77
6.	Ron Johnson, 2000	93.75
7.	Chester Cooper, 1981	92.0
8.	Tyler Johnson, 2018	89.9
9.	Eric Decker, 2008	89.5
10.	Ron Johnson, 2001	81.4

### AVERAGE PER RECEPTION (MIN. 20 RECEPTIONS)

1.	Jared Ellerson, 2005	(21 Rec.) 24.3
2.	Dwayne McMullen, 1984	(26) 22.9
3.	Aaron Hosack, 2002	(29) 22.4
4.	Ernie Wheelwright, 2004	(30) 21.8
5.	Melvin Anderson, 1985	(26) 21.3
6.	Jared Ellerson, 2003	(44) 20.7
7.	Rashod Bateman, 2019	(60) 20.3
8.	<b>Chris Autman-Bell, 2020</b>	<b>(22) 19.54</b>
9.	Ryan Thelwell, 1996	(54) 19.46
10.	Tyler Johnson, 2017	(35) 19.3

### RECEIVING TOUCHDOWNS

1.	Tyler Johnson, 2019	13
2.	Tyler Johnson, 2018	12
3.	Rashod Bateman, 2019	11
	Ron Johnson, 2000	11
	Omar Douglas, 1993	11
6.	Da'Jon McKnight, 2010	10
7.	Eric Decker, 2007	9
	Ernie Wheelwright, 2007	9
	Logan Payne, 2006	9
	Ron Johnson, 2001	9
	Luke Levenson, 1998	9

### 100-YARD RECEIVING GAMES

1.	Tyler Johnson, 2019	7
2.	Tyler Johnson, 2018	6
	Ryan Thelwell, 1996	6
4.	Rashod Bateman, 2019	5
	Aaron Hosack, 2003	5
	Ron Johnson, 2000	5
	Luke Levenson, 1998	5
8.	Eric Decker, 2009	4
	Eric Decker, 2008	4
	Jared Ellerson, 2003	4
	Tutu Atwell, 1996	4
	Tutu Atwell, 1995	4
	Omar Douglas, 1993	4
	Chester Cooper, 1981	4

## CAREER RECORDS

### RECEPTIONS (MIN. 100 RECEPTIONS)

1.	Eric Decker, 2006-09	227
2.	Tyler Johnson, 2016-19	213
3.	Ron Johnson, 1998-01	198
4.	Tutu Atwell, 1994-97	171
5.	Ernie Wheelwright, 2004-07	159
6.	Rashod Bateman, 2018-20	147
7.	Ryan Thelwell, 1994-96	136
8.	Luke Levenson, 1996-99	132

# RECEIVING RECORDS

Chuck Rios, 1990-94	132
10. Drew Wolitarsky, 2013-16	130
Omar Douglas, 1990-93	130
<b>12. Chris Autman-Bell, 2018-present</b>	<b>125</b>
13. Da'Jon McKnight, 2008-11	119
14. Jared Ellerson, 2002-05	111
Aaron Osterman, 1990-94	111
16. Matt Spaeth, 2003-06	109
17. KJ Maye, 2012-15	107

## AVERAGE PER RECEPTION (MIN. 40 REC.)

1. Jared Ellerson, 2002-05 (111 rec.)	18.5
2. Aaron Hosack, 2002-03 (80)	18.3
3. Derrick Engel, 2012-13 (43)	18.0
4. Dwayne McMullen, 1981-84 (95)	17.9
Chester Cooper, 1978-81 (77)	17.1
6. Ryan Thelwell, 1994-96 (136)	16.4
Melvin Anderson, 1983-86 (77)	16.4
8. Rashod Bateman, 2018-20 (147)	16.3
9. Keswic Joiner, 1990-91 (41)	16.1
10. Elmer Bailey, 1977-79 (79)	16.0

## RECEPTIONS PER GAME

1. Eric Decker, 2006-09	5.0
2. Rashod Bateman, 2018-20	4.7
Ryan Thelwell, 1994-96	4.7
4. Tyler Johnson, 2016-19	4.3
Ron Johnson, 1998-2001	4.3
6. Tutu Atwell, 1994-97	3.8

## RECEIVING YARDS (MIN. 1000 YARDS)

1. Tyler Johnson, 2016-19	3,305
2. Eric Decker, 2006-09	3,119
3. Ron Johnson, 1998-01	2,989
4. Tutu Atwell, 1994-97	2,640
5. Ernie Wheelwright, 2004-07	2,434
6. Rashod Bateman, 2018-20	2,395
7. Ryan Thelwell, 1994-96	2,232
8. Jared Ellerson, 2002-2005	2,054
<b>9. Chris Autman-Bell, 2018-present</b>	<b>1,970</b>
10. Da'Jon McKnight, 2008-11	1,859
11. Luke Levenson, 1996-99	1,843
12. Drew Wolitarsky, 2013-16	1,749
13. Omar Douglas, 1990-93	1,681
14. Dwayne McMullen, 1981-84	1,627
15. Aaron Osterman, 1990-94	1,598
16. Aaron Hosack, 2002-03	1,463
17. Logan Payne, 2003-06	1,344
18. Chester Cooper, 1978-81	1,317
19. Matt Spaeth, 2003-06	1,293
20. Elmer Bailey, 1977-79	1,266
21. Melvin Anderson, 1983-86	1,265
22. Ben Utecht, 2000-03	1,211
23. KJ Maye, 2012-15	1,190
24. Chris Gaiters, 1987-89	1,161
25. Chuck Rios, 1990, 92-94	1,146
26. Ken Last, 1964-66	1,127
27. Antoine Burns, 2000-02	1,006

## RECEIVING YARDS PER GAME (MIN. 15 GMS)

1. Rashod Bateman, 2018-20	77.3
2. Ryan Thelwell, 1994-96	77.0
3. Eric Decker, 2006-09	69.3
4. Tyler Johnson, 2016-19	67.4
5. Ron Johnson, 1998-2001	65.0
6. Tutu Atwell, 1994-97	58.7
7. Aaron Hosack, 2002-03	56.3
8. Ernie Wheelwright, 2004-07	50.0
Aaron Osterman, 1990-94	50.0

## RECEIVING TOUCHDOWNS (MIN. 10 TDs)

1. Tyler Johnson, 2016-19	33
2. Ron Johnson, 1998-01	31
3. Ernie Wheelwright, 2004-07	26
4. Eric Decker, 2006-09	24
5. Rashod Bateman, 2018-20	19
6. Tutu Atwell, 1994-97	17
7. Da'Jon McKnight, 2008-11	17
Jared Ellerson, 2002-05	15
Ben Utecht, 2000-03	15
Dwayne McMullen, 1981-84	15
11. Ryan Thelwell, 1994-96	14
Omar Douglas, 1990-93	14
<b>13. Chris Autman-Bell, 2018-present</b>	<b>13</b>
Maxx Williams, 2013-14	13
15. Elmer Bailey, 1977-79	12
Matt Spaeth, 2003-06	12
17. Logan Payne, 2003-06	11
Aaron Hosack, 2002-03	11
19. Luke Levenson, 1996-99	10
Jay Carroll, 1981-83	10

## 100-YARD RECEIVING GAMES

1. Tyler Johnson, 2016-19	16
2. Eric Decker, 2006-09	11
Tutu Atwell, 1994-97	11
4. Rashod Bateman, 2018-20	10
5. Ryan Thelwell, 1994-96	9
6. Ron Johnson, 1998-2001	8
7. Ernie Wheelwright, 2004-07	6
Jared Ellerson, 2002-2005	6
Omar Douglas, 1990-93	6
<b>10. Chris Autman-Bell, 2018-present</b>	<b>5</b>
Da'Jon McKnight, 2008-11	5
Aaron Hosack, 2002-03	5
Luke Levenson, 1996-99	5
Dwayne McMullen, 1981-84	5

## CONSECUTIVE MILESTONES

### CONSECUTIVE GAMES WITH A RECEPTION

1. Ron Johnson, 1998-2001 ( <i>Big Ten record</i> )	46
<b>2. Chris Autman-Bell, 2018-pres.</b>	<b>41</b>
3. Tyler Johnson, 2017-19	36
4. Eric Decker, 2006-09	34
Tutu Atwell, 1995-97	34
6. Rashod Bateman, 2018-20	31
7. Da'Jon McKnight, 2008-11	29
8. Jared Ellerson, 2003-05	28
9. Drew Wolitarsky, 2015-2016	26
10. Omar Douglas, 1991-93	25

### CONSECUTIVE GAMES WITH A REC. TD

1. Tyler Johnson, 10/19/19-11/20	7
Ron Johnson, 10/30/99-9/9/00	7
Ernie Wheelwright, 11/4/06-9/15/07	7
4. Aaron Hosack, 8/30/03-9/20/03	4
Ron Johnson, 10/7/00-10/28/00	4
Elmer Bailey, 10/13/79-11/3/79	4

## 100-YARD RECEIVING GAMES

1. Tyler Johnson, 10/6/18-10/26/18	4
Eric Decker, 12/31/08-9/18/09	4
3. Tyler Johnson, 11/9/19-11/23/19	3
Ron Johnson, 10/7-10/21/00	3
Ryan Thelwell, 11/9-11/23/96	3
Tutu Atwell, 9/14-10/5/96	3
7. Rashod Bateman, 11/7/20-11/13/20	2
Tyler Johnson, 10/12/19-10/19/19	2
Rashod Bateman, 8/29/19-9/7/19	2

Rashod Bateman, 10/26/18-11/3/18	2
Tyler Johnson, 8/31-9/9/17	2
KJ Maye, 11/7-11/14/15	2
Da'Jon McKnight, 10/16-10/23/10	2
Eric Decker, 9/13-9/20/08	2
Ernie Wheelwright, 10/6-10/13/07	2
Eric Decker, 9/8-9/15/07	2
Aaron Hosack, 11/15-12/31/03	2
Aaron Hosack, 10/18-10/25/03	2
Luke Levenson, 10/17-10/24/98	2
Ryan Thelwell, 10/19-10/26/96	2
Tutu Atwell, 9/14-9/21/96	2
Tutu Atwell, 11/4-11/11/95	2
Aaron Osterman, 11/12-11/19/94	2
Omar Douglas, 10/2-10/9/93	2
Kevin Grant, 10/6-10/13/91	2

## RECEIVING YARDS IN BACK-TO-BACK GAMES

1. Ron Johnson (163 at Ohio State, 10/14/00; 177 at Indiana, 10/21/00)	340
2. Eric Decker (149 vs. Kansas, 12/31/08; 183 vs. Syracuse, 9/5/09)	332
3. Aaron Osterman (187 vs. Michigan, 11/12/94; 143 vs. Iowa, 11/19/94)	330
4. Tyler Johnson, 2018 (119 at Ohio State, 10/13/18; 184 at Nebraska, 10/20/18)	303
5. Rashod Bateman (203 vs. Penn State, 11/9/19; 98 at Iowa, 11/16/203)	301

## RECEIVING TOUCHDOWNS IN CONSECUTIVE GAMES

1. Omar Douglas (5 vs. Purdue, 10/9/93; 2 at Northwestern, 10/16/93)	7
--	---

## POSITIONAL RECORDS

### RUNNING BACK

#### SEASON RECEPTIONS

Player	Yards
1. Chuck Rios, 1994	52
2. Chuck Rios, 1993	48
3. Duane Bennett, 2010	33

### CAREER RECEPTIONS

1. Chuck Rios, 1990-94	132
2. Duane Bennett, 2007-11	82
3. Chris Darkins, 1993-96	66
4. Rodney Smith, 2015-19	65
5. Thomas Hamner, 1996-99	62

### SEASON RECEIVING YARDS

1. Chuck Rios, 1993	488
2. Chuck Rios, 1994	436
3. Marion Barber, 1979	337

### CAREER RECEIVING YARDS

1. Chuck Rios, 1990-94	1,146
2. Duane Bennett, 2007-11	806
3. Chris Darkins, 1993-96	737
4. Marion Barber, 1977-80	737
5. Thomas Hamner, 1996-99	553

# RECEIVING RECORDS

## TIGHT END

### SEASON RECEPTIONS

1. Matt Spaeth, 2006	47
2. Brevyn Spann-Ford, 2022	42
3. Eric Lair, 2010	39
4. Nick Tow-Arnett, 2009	37
Ben Utecht, 2002	37
Jay Carroll, 1981	37

### CAREER RECEPTIONS

1. Matt Spaeth, 2003-06	109
2. Ben Utecht, 2000-03	83
3. Jack Simmons, 2005-08	73
4. Brevyn Spann-Ford, 2018-present	70
Jay Carroll, 1981-83	70
Doug Kingsritter, 1970-72	70

### SEASON RECEIVING YARDS

1. Maxx Williams, 2014	569
2. Matt Spaeth, 2006	564
3. Eric Lair, 2010	526
4. Nick Tow-Arnett, 2009	505
5. Brevyn Spann-Ford, 2022	497

### CAREER RECEIVING YARDS

1. Matt Spaeth, 2003-06	1,293
2. Ben Utecht, 2000-03	1,211
3. Maxx Williams, 2013-14	986
4. Doug Kingsritter, 1970-72	919
5. Jay Carroll, 1981-83	883

### SEASON RECEIVING TOUCHDOWNS

1. Maxx Williams, 2014	8
2. Ben Utecht, 2002	6
3. Jay Carroll, 1981	6

### CAREER RECEIVING TOUCHDOWNS

1. Ben Utecht, 2000-03	15
2. Maxx Williams, 2013-14	13
3. Matt Spaeth, 2003-06	12
4. Jay Carroll, 1981-83	10

## RECORDS BY CLASS

### FRESHMAN

#### SEASON RECEIVING YARDS

1. Rashod Bateman, 2018 (13 GP)	704
2. Ernie Wheelwright, 2004 (12 GP)	654
3. Chris Autman-Bell, 2018 (13 GP)	449
4. Maxx Williams, 2013 (11 GP)	417
5. Ryan Thelwell, 1994 (7 GP)	406

#### SEASON RECEPTIONS

1. Rashod Bateman, 2018 (13 GP)	51
2. Ron Johnson, 1998 (11 GP)	38
3. Ernie Wheelwright, 2004 (12 GP)	30

### SOPHOMORE

#### SEASON RECEIVING YARDS

1. Rashod Bateman, 2019 (13 GP)	1,219
2. Eric Decker, 2007 (12 GP)	909
Jared Ellerson, 2003 (12 GP)	909
4. Ryan Thelwell, 1995 (11 GP)	775
5. Tutu Atwell, 1995 (11 GP)	735

### SEASON RECEPTIONS

1. Eric Decker, 2007 (12 GP)	67
2. Rashod Bateman, 2019 (13 GP)	60
3. Ryan Thelwell, 1995 (11 GP)	58
4. Jared Ellerson, 2003 (12 GP)	44
5. MarQueis Gray, 2010 (12 GP)	42

### JUNIOR

#### SEASON RECEIVING YARDS

1. Tyler Johnson, 2018 (13 GP)	1,169
2. Ron Johnson, 2000 (12 GP)	1,125
3. Eric Decker, 2008 (12 GP)	1,074
4. Ryan Thelwell, 1996 (11 GP)	1,051
5. Luke Leverson, 1998 (11 GP)	854

### SEASON RECEPTIONS

1. Eric Decker, 2008 (12 GP)	84
2. Tyler Johnson, 2018 (13 GP)	78
3. Tutu Atwell, 1996 (11 GP)	62
4. Ron Johnson, 2000 (12 GP)	61
Omar Douglas, 1992 (11 GP)	61

### SENIOR

#### SEASON RECEIVING YARDS

1. Tyler Johnson, 2019 (13 GP)	1,318
2. Chester Cooper, 1981 (11 GP)	1,012
3. Tutu Atwell, 1997 (12 GP)	924
4. Ron Johnson, 2001 (11 GP)	895
5. Omar Douglas, 1993 (11 GP)	880

### SEASON RECEPTIONS

1. Tyler Johnson, 2019 (13 GP)	86
2. KJ Maye, 2015 (13 GP)	73
3. Drew Wolitarsky, 2016 (13 GP)	66
Ernie Wheelwright, 2007 (12 GP)	66
5. Omar Douglas, 1993 (11 GP)	60

## ALL-TIME TOP 10 RECEIVERS

### sorted by career receiving yards

Year	Rec.	Yards	Avg.	TD
<b>1. TYLER JOHNSON</b>				
2016 (13 GP)	14	141	10.1	1
2017 (10 GP)	35	677	19.3	7
2018 (13 GP)	78	1,169	15.0	12
2019 (13 GP)	86	1,318	15.3	13
<b>Total (49 GP)</b>	<b>213</b>	<b>3,305</b>	<b>15.5</b>	<b>33</b>
<b>2. ERIC DECKER</b>				
2006 (13 GP)	26	378	14.5	3
2007 (12 GP)	67	909	13.6	9
2008 (12 GP)	84	1,074	12.8	7
2009 (8 GP)	50	758	15.2	5
<b>Total (45 GP)</b>	<b>227</b>	<b>3,119</b>	<b>13.7</b>	<b>24</b>
<b>3. RON JOHNSON</b>				
1998 (11 GP)	38	395	10.4	4
1999 (12 GP)	43	574	13.3	7
2000 (12 GP)	61	1,125	18.4	11
2001 (11 GP)	56	895	16.0	9
<b>Total (46 GP)</b>	<b>198</b>	<b>2,989</b>	<b>15.1</b>	<b>31</b>
<b>4. TUTU ATWELL</b>				
1994 (11 GP)	10	159	15.9	1
1995 (11 GP)	41	735	17.9	5
1996 (11 GP)	62	822	13.3	6
1997 (12 GP)	58	924	15.9	5
<b>Total (45 GP)</b>	<b>171</b>	<b>2,640</b>	<b>15.4</b>	<b>17</b>

### 5. ERNIE WHEELWRIGHT

2004 (12 GP)	30	654	21.8	7
2005 (12 GP)	37	568	15.4	5
2006 (13 GP)	26	437	16.8	5
2007 (12 GP)	66	775	11.7	9
<b>Total (49 GP)</b>	<b>159</b>	<b>2,434</b>	<b>15.3</b>	<b>26</b>

### 6. RASHOD BATEMAN

2018 (13 GP)	51	704	13.8	6
2019 (13 GP)	60	1,219	20.3	11
2020 (5 GP)	36	472	13.1	2
<b>Total (31 GP)</b>	<b>147</b>	<b>2,395</b>	<b>16.3</b>	<b>19</b>

### 7. RYAN THELWELL

1994 (7 GP)	24	406	16.9	3
1995 (11 GP)	58	775	13.4	6
1996 (11 GP)	54	1,051	19.5	5
<b>Total (29 GP)</b>	<b>136</b>	<b>2,232</b>	<b>16.4</b>	<b>14</b>

### 8. JARED ELLERSON

2002 (13 GP)	9	113	12.6	2
2003 (12 GP)	44	909	20.7	5
2004 (12 GP)	37	521	14.1	3
2005 (9 GP)	21	511	24.3	5
<b>Total (46 GP)</b>	<b>111</b>	<b>2,054</b>	<b>18.5</b>	<b>15</b>

### 9. CHRIS AUTMAN-BELL

2018 (13 GP)	28	449	16.0	0
2019 (13 GP)	28	371	13.3	5
2020 (7 GP)	22	430	19.5	1
2021 (11 GP)	36	506	14.1	6
2022 (3 GP)	11	214	19.5	1
<b>Total (47 GP)</b>	<b>125</b>	<b>1,970</b>	<b>15.8</b>	<b>13</b>

### 10. DA'JON MCKNIGHT

2008 (9 GP)	3	38	12.7	1
2009 (13 GP)	17	311	18.3	0
2010 (12 GP)	48	750	15.6	10
2011 (12 GP)	51	760	14.9	4
<b>Total (46 GP)</b>	<b>119</b>	<b>1,859</b>	<b>15.6</b>	<b>15</b>

## YEAR-BY-YEAR LEADERS

Year	Player	Rec.	Yards	TD
1950	Roger French	14	173	0
1951	Ron Engel	17	129	1
	Bill Foss	9	190	1
1952	Donald Swanson	16	169	3
	Bob McNamara	13	246	1
1953	Bob McNamara	15	204	1
1954	Richard McNamara	12	117	4
	Bob McNamara	10	193	0
1955	Thomas Juhl	11	172	0
1956	David Lindblom	12	156	2
1957	Robert Schultz	7	94	3
	Bill Chorske	6	113	2
1958	Robert Soltis	11	172	0
	Tom Moe	10	238	0
1959	Thomas Hall	22	322	2
1960	Thomas Hall	11	150	0
1961	Thomas Hall	10	207	3
1962	Jim Cairns	14	221	3
1963	Gerald Pelletier	9	105	2
1964	Aaron Brown	27	207	1
	Kent Kramer	17	342	4
1965	Ken Last	31	463	1
1966	Ken Last	30	356	5
1967	Charlie Sanders	21	276	2
1968	Ray Parson	30	333	2
1969	Ray Parson	27	391	3

# RECEIVING RECORDS

1970	Doug Kingsriter	26	362	2	Ken Last (WR) vs. Purdue (11/13/65)	117	Ron Johnson (WR) vs. Ohio (9/9/00)	144
1971	Doug Kingsriter	28	379	2	Ken Last (WR) vs. Kansas (10/1/66)	120	Ron Johnson (WR) vs. Penn State (10/7/00)	114
1972	Doug Kingsriter	16	178	0	Charles Litten (WR) vs. Michigan (10/26/68)	114	Ron Johnson (WR) at Ohio State (10/14/00)	163
1973	Keith Fahnhorst	10	102	0	Mike Jones (WR) vs. Northwestern (11/3/73)	136	Ron Johnson (WR) at Indiana (10/21/00)	177
1974	Rick Upchurch	14	209	5	Mike Jones (WR) vs. Michigan State (10/16/76)	101	Ron Johnson (WR) at Wisconsin (11/4/00)	111
1975	Ron Kullas	42	545	4	Jeff Anhorn (WR) vs. Wisconsin (11/20/76)	101	Ron Johnson (WR) at Iowa (11/17/01)	181
1976	Ron Kullas	33	372	1	Glenn Bourquin (TE) vs. Michigan (10/13/79)	123	Ben Utecht (TE) vs. Wisconsin (11/24/01)	104
1977	Jeff Anhorn	21	266	2	Elmer Bailey (WR) vs. Iowa (10/20/79)	158	Jared Ellerson (WR) vs. Tulsa (8/30/03)	156
1978	Elmer Bailey	27	464	4	Roger Artis (WR) vs. Illinois (10/27/79)	110	Aaron Hosack (WR) vs. Troy State (9/6/03)	105
1979	Elmer Bailey	37	552	7	Jeff Anhorn (WR) vs. Michigan State (11/10/79)	119	Jared Ellerson (WR) vs. Louisiana (9/20/03)	102
1980	Chester Cooper	14	210	1	Chester Cooper (WR) vs. Ohio (9/12/81)	145	Jared Ellerson (WR) at Northwestern (10/4/03)	189
1981	Chester Cooper	58	1,012	6	Chester Cooper (WR) vs. Northwestern (10/10/81)	178	Aaron Hosack (WR) vs. Michigan St. (10/18/03)	113
1982	Dwayne McMullen	41	640	5	Chester Cooper (WR) vs. Ohio State (11/7/81)	182	Aaron Hosack (WR) at Illinois (10/25/03)	112
1983	Jay Carroll	37	459	2	Jay Carroll (TE) vs. Michigan State (11/14/81)	145	Aaron Hosack (WR) at Iowa (11/18/03)	124
1984	Dwayne McMullen	26	594	5	Chester Cooper (WR) vs. Wisconsin (11/21/81)	123	Jared Ellerson (WR) at Iowa (11/18/03)	159
1985	Melvin Anderson	26	554	3	Dwayne McMullen (WR) vs. Ohio (9/11/82)	126	Aaron Hosack (WR) vs. Oregon (12/31/03)	107
1986	Melvin Anderson	27	384	4	Dwayne McMullen (WR) vs. Illinois (10/2/82)	151	Jared Ellerson (WR) vs. Toledo (9/4/04)	140
1987	Craig Otto	22	309	3	Alan Reid (WR) vs. Indiana (10/16/82)	109	Ernie Wheelwright (WR) at Michigan State (10/16/04)	104
1988	Chris Gaiters	42	564	4	Dwayne McMullen (WR) vs. Iowa (10/23/82)	104	Jared Ellerson (WR) vs. Ohio State (10/29/05)	113
1989	Chris Gaiters	31	366	3	Dwayne McMullen (WR) vs. Illinois (11/5/83)	115	Logan Payne (WR) at Iowa (11/19/05)	158
1990	Kevin Grant	28	413	4	Dwayne McMullen (WR) vs. Northwestern (10/20/84)	186	Ernie Wheelwright (WR) vs. Virginia (12/30/05)	120
1991	Patt Evans	35	454	1	Gary Couch (RB) vs. Purdue (10/5/85)	171	Logan Payne (WR) vs. Temple (9/16/06)	136
1992	Omar Douglas	61	669	3	Kevin Starks (TE) vs. Northwestern (10/12/85)	102	Logan Payne (WR) vs. Michigan (9/30/06)	104
1993	Omar Douglas	60*	880	11	Mel Anderson (WR) vs. Michigan State (11/2/85)	126	Ernie Wheelwright (WR) vs. Indiana (11/4/06)	116
1994	Chuck Rios	52	436	1	Gary Couch (RB) vs. Wisconsin (11/9/85)	124	Logan Payne (WR) vs. Indiana (11/4/06)	137
	Aaron Osterman	38	604	5	Jason Bruce (WR) vs. Northwestern (10/10/87)	120	Jack Simmons (TE) vs. Texas Tech (12/29/06)	134
1995	Ryan Thelwell	58	775	6	Jason Bruce (WR) vs. Illinois (10/29/88)	113	Eric Decker (WR) vs. Miami (Ohio) (9/8/07)	128
1996	Tutu Atwell	62	822	6	Kevin Grant (WR) at Purdue (10/6/90)	111	Eric Decker (WR) at Florida Atlantic (9/15/07)	165
	Ryan Thelwell	54	1,051	5	Kevin Grant (WR) vs. Northwestern (10/13/90)	118	Ernie Wheelwright (WR) at Indiana (10/6/07)	101
1997	Tutu Atwell	58	924	5	Keswic Joiner (WR) vs. Ohio State (10/27/90)	125	Ernie Wheelwright (WR) at Northwestern (10/13/07)	116
1998	Luke Levenson	60	854	9	Omar Douglas (WR) vs. San Jose State (9/12/92)	140	Eric Decker (WR) vs. Illinois (11/3/07)	123
1999	Ron Johnson	43	574	7	Omar Douglas (WR) vs. Pittsburgh (9/26/92)	109	Eric Decker (WR) vs. Wisconsin (11/17/07)	125
2000	Ron Johnson	61	1,125	11	Aaron Osterman (WR) vs. Iowa (11/21/92)	158	Duane Bennett (RB) at Bowling Green (9/6/08)	100
2001	Ron Johnson	56	895	9	Omar Douglas (WR) vs. Penn State (9/4/93)	193	Eric Decker (WR) vs. Montana State (9/13/08)	157
2002	Antoine Burns	44	526	4	Tony Levine (WR) vs. Indiana State (9/11/93)	141	Eric Decker (WR) vs. Florida Atlantic (9/20/08)	122
	Aaron Hosack	29	649	3	Omar Douglas (WR) vs. Indiana (10/2/93)	106	Eric Decker (WR) vs. Indiana (10/4/08)	190
2003	Aaron Hosack	51	814	8	Omar Douglas (WR) vs. Purdue (10/9/93)	149	Brandon Green (WR) at Purdue (10/25/08)	100
	Jared Ellerson	44	909	5	Omar Douglas (WR) vs. Michigan (11/13/93)	123	Eric Decker (WR) vs. Kansas (12/31/08)	149
2004	Jared Ellerson	37	521	3	Tony Levine (WR) vs. Purdue (10/8/94)	116	Eric Decker (WR) at Syracuse (9/5/09)	183
	Ernie Wheelwright	30	654	7	Ryan Thelwell (WR) vs. Northwestern (10/15/94)	178	Eric Decker (WR) vs. Air Force (9/12/09)	113
2005	Ernie Wheelwright	37	568	5	Aaron Osterman (WR) vs. Michigan (11/12/94)	187	Eric Decker (WR) vs. Cal (9/19/09)	119
	Logan Payne	37	529	2	Aaron Osterman (WR) vs. Iowa (11/19/94)	143	Eric Decker (WR) vs. Wisconsin (10/3/09)	140
2006	Logan Payne	59	804	9	Ryan Thelwell (WR) vs. Ball State (9/16/95)	167	Duane Bennett (RB) vs. Michigan St. (10/31/09)	121
2007	Eric Decker	67	909	9	Tutu Atwell (WR) vs. Arkansas State (9/30/95)	130	Da'Jon McKnight (WR) vs. Iowa State (12/31/09)	124
2008	Eric Decker	84*	1,074*	7	Ryan Thelwell (WR) vs. Northwestern (10/14/95)	105	MarQueis Gray (WR) vs. No. Illinois (9/25/10)	117
2009	Eric Decker	50	758	5	Tutu Atwell (WR) at Michigan State (10/21/95)	131	Da'Jon McKnight (WR) at Purdue (10/16/10)	123
2010	Da'Jon McKnight	48	750	10	Tony Levine (WR) at Michigan State (10/21/95)	119	Da'Jon McKnight (WR) vs. Penn State (10/23/10)	103
2011	Da'Jon McKnight	51	760	4	Tutu Atwell (WR) vs. Ohio State (11/4/95)	116	Da'Jon McKnight (WR) vs. New Mexico St. (9/10/11)	146
2012	A.J. Barker	30	577	7	Tutu Atwell (WR) vs. Wisconsin (11/1/95)	148	Devin Crawford-Tufts (WR) vs. Iowa (10/29/11)	100
2013	Maxx Williams	25	417	5	Tony Levine (WR) vs. Wisconsin (11/1/95)	105	Da'Jon McKnight (WR) at Michigan St. (11/5/11)	173
2014	Maxx Williams	36	569	8	Ryan Thelwell (WR) vs. Ball State (9/14/96)	228	A.J. Barker (WR) at UNLV (8/30/12)	101
2015	KJ Maye	73	773	5	Tutu Atwell (WR) vs. Ball State (9/14/96)	119	A.J. Barker (WR) vs. Western Michigan (9/15/12)	101
2016	Drew Wolitarsky	66	860	5	Tutu Atwell (WR) vs. Syracuse (9/21/96)	126	A.J. Barker (WR) vs. Purdue (10/27/12)	135
2017	Tyler Johnson	35	677	7	Tutu Atwell (WR) vs. Purdue (10/5/96)	162	Derrick Engel (WR) vs. Texas Tech (12/28/12)	108
2018	Tyler Johnson	78	1,169	12	Ryan Thelwell (WR) vs. Michigan St. (10/19/96)	101	Isaac Fruichte (WR) at Illinois (10/25/14)	105
2019	Tyler Johnson	86	1,318*	13	Ryan Thelwell (WR) vs. Michigan (10/26/96)	106	Drew Wolitarsky (WR) at Colorado St. (9/12/15)	114
2020	Rashod Bateman	36	472	2	Ryan Thelwell (WR) at Wisconsin (11/9/96)	142	Brandon Lingen (TE) vs. Michigan (10/31/15)	111
2021	Chris Autman-Bell	36	506	6	Tutu Atwell (WR) at Wisconsin (11/9/96)	105	KJ Maye (WR) at Ohio State (11/7/15)	116
2022	Daniel Jackson	37	557	5	Ryan Thelwell (WR) vs. Illinois (11/16/96)	131	KJ Maye (WR) at Iowa (11/14/15)	106
					Ryan Thelwell (WR) vs. Iowa (11/23/96)	127	Brandon Lingen (TE) at Iowa (11/14/15)	105
					Tutu Atwell (WR) vs. Houston (9/27/97)	177	Drew Wolitarsky (WR) vs. Indiana State (9/10/16)	125
					Tutu Atwell (WR) vs. Wisconsin (10/25/97)	126	Brian Smith (WR) at Penn State (10/1/16)	101
					Tutu Atwell (WR) vs. Indiana (11/15/97)	167	Tyler Johnson (WR) vs. Buffalo (8/31/17)	141
					Luke Levenson (WR) at Houston (9/12/98)	112	Tyler Johnson (WR) at Oregon State (9/9/17)	127
					Luke Levenson (WR) at Purdue (10/3/98)	110	Tyler Johnson (WR) vs. Michigan State (10/14/17)	106
					Luke Levenson (WR) at Ohio State (10/17/98)	108	Tyler Johnson (WR) vs. New Mexico St. (8/30/18)	100
					Luke Levenson (WR) vs. Michigan St. (10/24/98)	137	Tyler Johnson (WR) vs. Miami (Ohio) (9/15/18)	133
					Ron Johnson (WR) vs. Wisconsin (11/7/98)	100	Tyler Johnson (WR) vs. Iowa (10/6/18)	107
					Luke Levenson (WR) vs. Iowa (11/21/98)	107	Tyler Johnson (WR) at Ohio State (10/13/18)	119
					Ron Johnson (WR) vs. Indiana (11/3/99)	108	Tyler Johnson (WR) at Nebraska (10/20/18)	184

\* Led Big Ten (per game)

## 100-YARD RECEIVING GAMES

### TOP PERFORMANCES SINCE 1950

Name, Opponent (Date)	Yards
Jim Soltau (E) vs. Michigan (10/23/53)	102
Bob Soltis (RB) vs. Washington (9/27/58)	108
Tom Moe (WR) vs. Indiana (11/1/58)	119
Ken Last (WR) vs. Northwestern (11/6/65)	101
Aaron Brown (TE) vs. Northwestern (11/6/65)	107



## RECEIVING RECORDS

Tyler Johnson (WR) vs. Indiana (10/26/18)	102
Rashod Bateman (WR) vs. Indiana (10/26/18)	108
Rashod Bateman (WR) at Illinois (11/3/18)	175
Rashod Bateman (WR) vs. South Dakota St. (8/29/19)	132
Rashod Bateman (WR) at Fresno State (9/7/19)	105
Tyler Johnson (WR) vs. Georgia Southern (9/14/19)	140
Rashod Bateman (WR) at Purdue (9/28/19)	177
Tyler Johnson (WR) vs. Nebraska (10/12/19)	109
Tyler Johnson (WR) at Rutgers (10/19/19)	130
Rashod Bateman (WR) vs. Penn State (11/9/19)	203
Tyler Johnson (WR) vs. Penn State (11/9/19)	104
Tyler Johnson (WR) at Iowa (11/16/19)	170
Tyler Johnson (WR) at Northwestern (11/23/19)	125
Rashod Bateman (WR) vs. Wisconsin (11/30/19)	147
Tyler Johnson (WR) vs. Auburn (1/1/20)	204
Rashod Bateman (WR) vs. Michigan (10/24/20)	101
Chris Autman-Bell (WR) at Maryland (10/30/20)	112
Rashod Bateman (WR) at Illinois (11/7/20)	139
Rashod Bateman (WR) vs. Iowa (11/13/20)	111
Chris Autman-Bell (WR) vs. Purdue (11/20/20)	129
Mike Brown-Stephens (WR) at Purdue (10/2/21)	105
Chris Autman-Bell (WR) vs. Nebraska (10/16/21)	103
Chris Autman-Bell (WR) at Iowa (11/13/21)	109
Chris Autman-Bell (WR) vs. Western Illinois (9/10/22)	118
Daniel Jackson (WR) vs. Purdue (10/1/22)	110



# TOTAL OFFENSE RECORDS

**Adam Weber (2007-10)** • single-season career leader in total offense

## TOTAL OFFENSE PLAYS

**Game:** 75, Mike Hohensee vs. Ohio State, 11/7/81  
(8 rush, 67 pass)

**Season:** 537, Adam Weber, 2008  
(127 rush, 410 pass)

**Career:** 1,992, Adam Weber, 2007-2010  
(398 rush, 1,594 pass)

## TOTAL OFFENSE YARDS

**Game:** 536, Tim Schade vs. Penn State, 9/4/93  
(58 rush, 478 pass)

**Season:** 3,512, Adam Weber, 2007  
(617 rush, 2,895 pass)

**Career:** 11,790, Adam Weber, 2007-2010  
(873 rush, 10,917 pass)

## FRESHMAN YARDAGE RECORD

3,512 Adam Weber, 2007  
(617 rush, 2,895 pass)

## SOPHOMORE YARDAGE RECORD


3,196 Tanner Morgan, 2019  
(-57 rush, 3,253 pass)

## JUNIOR YARDAGE RECORD

2,971 Mitch Leidner, 2015  
(270 rush, 2,701 pass)

## SENIOR YARDAGE RECORD

2,922 Billy Cockerham, 1999  
(831 rush, 2,091 pass)



**Tim Schade (1993-94)** •  
single-game total offense record holder



# TOTAL OFFENSE RECORDS

## GAME RECORDS

1. Tim Schade vs. Penn State (9/4/93)	536
2. Adam Weber vs. Wisconsin (11/17/07)	439
3. Adam Weber at Northwestern (10/13/07)	430
4. Cory Sauter vs. Houston (9/27/97)	425
5. Mike Hohensee vs. Ohio State (11/7/81)	423
6. Scott Eckers vs. Purdue (10/8/93)	421
7. Asad Abdul-Khaliq vs. Michigan St. (10/18/03)	417
8. Adam Weber vs. Michigan St. (10/31/09)	411
9. Asad Abdul-Khaliq at Iowa (11/15/03)	410
10. Bryan Cupito vs. Ohio State (10/29/05)	398

## SEASON RECORDS

	Rush	Pass	Total
1. Adam Weber, 2007	617	2,895	3,512
2. Tanner Morgan, 2019	(-57)	3,253	3,196
3. Adam Weber, 2008	233	2,761	2,994
4. Mitch Leidner, 2015	270	2,701	2,971
5. Billy Cockerham, 1999	831	2,091	2,922
6. Adam Weber, 2010	156	2,679	2,835
7. Asad Abdul-Khaliq, 2003	370	2,401	2,771
8. Bryan Cupito, 2006	(-69)	2,819	2,750
9. Bryan Cupito, 2005	30	2,530	2,560
10. Mitch Leidner, 2016	366	2,169	2,535

## CAREER RECORDS

	Rush	Pass	Total
1. Adam Weber, 2007-10	873	10,917	11,790
2. Tanner Morgan, 2018-22	5	9,454	9,459
3. Mitch Leidner, 2013-16	1,495	7,287	8,782
4. Asad Abdul-Khaliq, 2000-03	1,158	6,660	7,818
5. Bryan Cupito, 2003-06	3	7,446	7,449
6. Rickey Foggie, 1984-87	2,150	5,162	7,312
7. Cory Sauter, 1994-97	(-226)	6,834	6,608
8. Marquel Fleetwood, 1989-92	875	5,279	6,154
9. Mike Hohensee, 1981-82	63	4,792	4,855
10. Billy Cockerham, 1996-99	1,273	3,490	4,763

## ALL-TIME TOP 10 TOTAL OFFENSE

Year	Rush	Pass	Total
<b>1. ADAM WEBER</b>			
2007	617	2,895	3,512
2008	233	2,761	2,994
2009	(-133)	2,582	2,449
2010	156	2,679	2,835
<b>Total</b>	<b>873</b>	<b>10,917</b>	<b>11,790</b>
<b>2. TANNER MORGAN</b>			
2018	51	1,401	1,452
2019	-57	3,253	3,196
2020	-35	1,374	1,339
2021	-9	2,044	2,035
2022	55	1,382	1,437
<b>Total</b>	<b>5</b>	<b>9,454</b>	<b>9,459</b>
<b>3. MITCH LEIDNER</b>			
2013	407	619	1,026
2014	452	1,798	2,250
2015	270	2,701	2,971
2016	366	2,169	2,535
<b>Total</b>	<b>1,495</b>	<b>7,287</b>	<b>8,782</b>

### 4. ASAD ABDUL-KHALIQ

2000	200	676	876
2001	266	1,393	1,659
2002	322	2,190	2,512
2003	370	2,401	2,771
<b>Total</b>	<b>1,158</b>	<b>6,660</b>	<b>7,818</b>

### 5. BRYAN CUPITO

2003	0	0	0
2004	42	2,097	2,139
2005	30	2,530	2,560
2006	(-69)	2,819	2,750
<b>Total</b>	<b>3</b>	<b>7,446</b>	<b>7,449</b>

### 6. RICKEY FOGGIE

1984	647	1,036	1,683
1985	511	1,493	2,004
1986	401	1,401	1,802
1987	591	1,232	1,823
<b>Total</b>	<b>2,150</b>	<b>5,162</b>	<b>7,312</b>

### 7. CORY SAUTER

1994	(-25)	80	55
1995	(-108)	2,600	2,492
1996	(-113)	2,578	2,465
1997	20	1,576	1,596
<b>Total</b>	<b>(-226)</b>	<b>6,834</b>	<b>6,608</b>

### 8. MARQUEL FLEETWOOD

1989	110	270	380
1990	268	1,199	1,467
1991	178	1,642	1,820
1992	319	2,168	2,487
<b>Total</b>	<b>875</b>	<b>5,279</b>	<b>6,154</b>

### 9. MIKE HOHENSEE

1981	25	2,412	2,437
1982	38	2,380	2,418
<b>Total</b>	<b>63</b>	<b>4,792</b>	<b>4,855</b>

### 10. BILLY COCKERHAM

1996	0	7	7
1997	131	242	373
1998	311	1,150	1,461
1999	831	2,091	2,922
<b>Total</b>	<b>1,273</b>	<b>3,490</b>	<b>4,763</b>

## YEAR-BY-YEAR LEADERS

	Rush	Pass	Total
1964 John Hankinson (QB)	178	1,084	1,262
1965 John Hankinson (QB)	106	1,477	1,583
1966 Curtis Wilson (QB)	546	290	836
1967 Curtis Wilson (QB)	272	543	770
1968 Phil Hagen (QB)	134	771	905
1969 Phil Hagen (QB)	(-6)	1,266	1,260
1970 Craig Curry (QB)	295	1,315	1,610
1971 Craig Curry (QB)	380	1,691	2,071
1972 John King (RB)	1,164	0	1,164
1973 Rick Upchurch (RB)	841	59	900
1974 Tony Dungy (QB)	417	612	1,029
1975 Tony Dungy (QB)	244	1,515	1,759
1976 Tony Dungy (QB)	348	1,291	1,639
1977 Kent Kitzmann (RB)	723	0	723
1979 Mark Carlson (QB)	(-39)	2,188	2,149
1980 Garry White (RB)	987	0	987
1981 Mike Hohensee (QB)	25	2,412	2,437
1982 Mike Hohensee (QB)	38	2,380	2,418
1983 Greg Murphy (QB)	(-70)	1,410	1,340
1984 Rickey Foggie (QB)	647	1,036	1,683


1985 Rickey Foggie (QB)	511	1,493	2,004
1986 Rickey Foggie (QB)	401	1,401	1,802
1987 Rickey Foggie (QB)	591	1,232	1,823
1988 Scott Schaffner (QB)	146	1,234	1,380
1989 Scott Schaffner (QB)	125	1,373	1,498
1990 Marquel Fleetwood (QB)	268	1,199	1,467
1991 Marquel Fleetwood (QB)	178	1,642	1,820
1992 Marquel Fleetwood (QB)	319	2,168*	2,487
1993 Tim Schade (QB)	13	1,648	1,661
1994 Tim Schade (QB)	18	2,338	2,356
1995 Cory Sauter (QB)	(-108)	2,600	2,492
1996 Cory Sauter (QB)*	(-113)	2,578	2,465
1997 Cory Sauter (QB)	20	1,576	1,596
1998 Billy Cockerham (QB)	311	1,150	1,461
1999 Billy Cockerham (QB)	831	2,091	2,922
2000 Travis Cole (QB)	188	1,982	2,170
2001 Asad Abdul-Khaliq (QB)	266	1,393	1,659
2002 Asad Abdul-Khaliq (QB)	322	2,190	2,512
2003 Asad Abdul-Khaliq (QB)	370	2,401	2,771
2004 Bryan Cupito (QB)	42	2,097	2,139
2005 Bryan Cupito (QB)	30	2,530	2,560
2006 Bryan Cupito (QB)	(-69)	2,819	2,750
2007 Adam Weber (QB)	617	2,895	3,512
2008 Adam Weber (QB)	233	2,761	2,994
2009 Adam Weber (QB)	(-133)	2,582	2,449
2010 Adam Weber (QB)	156	2,679	2,835
2011 MarQueis Gray (QB)	966	1,495	2,461
2012 Philip Nelson (QB)	184	873	1,057
2013 Philip Nelson (QB)	364	1,306	1,670
2014 Mitch Leidner (QB)	452	1,798	2,250
2015 Mitch Leidner (QB)	270	2,701	2,971
2016 Mitch Leidner (QB)	366	2,169	2,535
2017 Demry Croft (QB)	311	674	985
2018 Tanner Morgan (QB)	51	1,401	1,452
2019 Tanner Morgan (QB)	-57	3,253	3,196
2020 Tanner Morgan (QB)	-35	1,374	1,339
2021 Tanner Morgan (QB)	-9	2,044	2,035
2022 Mohamed Ibrahim (RB)	1,665	0	1,665

\* Led Big Ten (yng)



# ALL-PURPOSE RECORDS

**Rodney Smith (2015-19)** • career leader in all-purpose yardage



**Tutu Atwell (1994-97)** • single-game and single-season leader in all-purpose yardage

## ALL-PURPOSE YARDAGE

**Game:** 349, Tutu Atwell vs. Iowa State, 9/13/97  
(21 rush, 44 rec., 225 kickoff ret., 59 punt ret.)  
**Season:** 2,073, Tutu Atwell, 1997  
(77 rush, 924 rec., 776 kickoff ret., 296 punt ret.)  
**Career:** 5,441, Rodney Smith, 2015-19  
(4,122 rush, 521 rec. 798 kickoff return)

## GAME RECORDS

(Minimum of 200 yards)

Name	Yds
1. Tutu Atwell vs. Iowa State (9/13/97)	349
2. Laurence Maroney vs. Purdue (9/24/05)	333
3. Tellis Redmon vs. Illinois (9/30/2000)	314
4. Chris Darkins vs. Purdue (10/7/95)	306
5. Troy Stoudermire vs. Iowa (11/22/08)	290
6. Garry White vs. Ohio State (9/15/79)	288
7. Mohamed Ibrahim at Illinois (11/7/20)	282
8. Rodney Smith vs. Nebraska (11/11/2017)	279
Tellis Redmon vs. N.C. State (12/28/00)	279
10. Mohamed Ibrahim vs. Iowa (11/19/22)	270
11. Kent Kitzmann at Illinois (11/12/77)	266
12. Marion Barber III vs. Michigan (10/10/03)	264
13. Darrell Thompson vs. Northwestern (10/11/86)	262
14. Laurence Maroney vs. Wisconsin (10/15/05)	258
15. Rodney Smith vs. Rutgers (10/22/16)	257
16. Barry Mayer vs. Wisconsin (11/22/69)	256
17. Chris Darkins vs. Purdue (10/8/94)	252
18. Tellis Redmon vs. Ohio State (11/3/01)	250
19. Tutu Atwell vs. Houston (9/27/97)	246
20. Terry Jackson II vs. Northwestern (10/12/02)	244
21. Luke Levenson vs. Michigan St. (10/24/98)	243
22. Rick Upchurch at Northwestern (11/3/73)	242
23. Troy Stoudermire vs. Michigan St. (10/31/09)	240
24. Garry White vs. Wisconsin (11/17/79)	239
Chris Darkins vs. Pacific (9/10/94)	239
26. Terry Jackson II at Michigan State (10/20/02)	238
27. Rodney Smith vs. Illinois (10/6/19)	237
Tutu Atwell vs. Ohio State (11/8/97)	237
29. David Cobb at Indiana (11/2/13)	236
John Lewis vs. San Jose State (9/12/92)	236
31. David Cobb at Michigan (9/27/14)	233
Marion Barber vs. Illinois (11/18/78)	233
33. Laurence Maroney vs. Wisconsin (11/8/03)	231
Darrell Thompson vs. Indiana State (9/30/89)	231
35. Tellis Redmon at Northwestern (10/13/01)	230
36. Ryan Thelwell vs. Ball State (9/13/96)	228
37. Bob McNamara vs. Iowa (11/13/54)	227
Mohamed Ibrahim at Maryland (10/30/20)	227
39. Mohamed Ibrahim vs. Ga. Tech (12/26/18)	224
Marion Barber III vs. Indiana (11/1/03)	222
41. David Cobb vs. Middle Tennessee (9/6/14)	220
Amir Pinnix at Purdue (9/23/06)	220
43. Marion Barber III at CSU (9/18/04)	217
44. Omar Douglas at Penn State (9/4/93)	215
Gary Couch vs. Purdue (10/5/85)	215
46. Tutu Atwell vs. Indiana (11/15/97)	214
47. Tutu Atwell vs. Purdue (10/11/97)	213
48. Chris Darkins vs. Syracuse (9/23/95)	212
49. Darrell Thompson vs. Bowling Green (9/13/86)	211
50. Thomas Tapeh at Baylor (9/16/2000)	210
51. Chris Darkins vs. Purdue (10/9/93)	208
52. David Cobb vs. San Jose State (9/20/14)	207
Barry Mayer at Iowa (11/2/68)	207
54. Amir Pinnix vs. Michigan State (11/12/05)	206
55. Tyler Johnson vs. Auburn (1/1/20)	204
Tutu Atwell vs. Wisconsin (11/8/97)	204
57. Rashod Bateman vs. Penn State (11/9/19)	203
Laurence Maroney at Tulsa (9/1/05)	203
Jared Ellerson at Northwestern (10/4/03)	203
Darrell Thompson vs. Miami (OH) (9/17/88)	203
61. Mohamed Ibrahim vs. Colorado (9/17/22)	202



# ALL-PURPOSE RECORDS

## SEASON RECORDS (MIN. 1000 YARDS)

	Rush	Rec.	KR	PR	Other	Total
1. Tutu Atwell, 1997	77	924	776	296	—	2,073
2. Tellis Redmon, 2000	1,368	327	315	14	—	2,024
3. Marion Barber III, 2003	1,196	119	405	172	—	1,892
4. David Cobb, 2014	1,626	162	—	—	—	1,788
5. Chris Darkins, 1994	1,443	299	—	—	—	1,742
6. Thomas Hamner, 1999	1,462	305	—	—	—	1,731
7. Laurence Maroney, 2005	1,464	170	96	—	—	1,730
8. Rick Upchurch, 1974	942	209	440	125	—	1,716
9. Mohamed Ibrahim, 2022	1,665	50	—	—	—	1,715
10. Darrell Thompson, 1986	1,376	202	114	—	—	1,692
11. Tellis Redmon, 2001	1,091	83	202	308	—	1,648
12. Marion Barber III, 2004	1,269	27	206	110	—	1,612
13. Rodney Smith, 2016	1,158	188	263	—	—	1,609
14. Laurence Maroney, 2003	1,121	11	413	—	—	1,545
15. Rick Upchurch, 1973	841	33	356	305	—	1,535
16. Laurence Maroney, 2004	1,348	16	158	—	—	1,522
17. Rodney Smith, 2017	977	107	363	—	—	1,447
18. Amir Pinnix, 2006	1,272	138	—	—	—	1,410
19. Marion Barber, 1978	1,210	171	—	—	—	1,381
20. David Cobb, 2013	1,202	174	—	—	—	1,376
Troy Stoudermire, 2009	13	306	1057	—	—	1,376
22. Rodney Smith, 2019	1,163	70	135	—	—	1,368
23. Gary Russell, 2005	1,130	168	59	—	—	1,357
24. Chris Gaiters, 1988	(-6)	564	612	178	—	1,348
25. Terry Jackson II, 2002	1,317	30	—	—	—	1,347
26. Tyler Johnson, 2019	(-1)	1,318	—	—	—	1,317
27. Darrell Thompson, 1987	1,229	39	—	—	—	1,268
28. Ron Johnson, 2000	—	1,125	69	53	—	1,247
29. Paul Giel, 1953	749	19	130	288	60	1,246
30. John King, 1973	1,164	27	32	—	—	1,223
31. Rashod Bateman, 2019	—	1,219	—	—	—	1,219
32. Mohamed Ibrahim, 2018	1,160	26	19	—	—	1,205
33. Darrell Thompson, 1989	1,139	51	—	—	—	1,190
34. Mohamed Ibrahim, 2020	1,076	56	47	—	—	1,179
35. Eric Decker, 2008	87	1,074	—	—	—	1,161
36. John Lewis, 1992	—	392	755	—	—	1,147
37. Garry White, 1980	959	177	—	—	—	1,136
38. Luke Levenson, 1998	—	854	17	257	—	1,128
39. Rafael Cooper, 1995	471	114	537	—	—	1,122
40. Troy Stoudermire, 2008	19	13	—	1,083	—	1,115
41. Bob McNamara, 1954	708	193	140	36	23	1,100
42. Barry Mayer, 1969	745	137	216	—	—	1,098
43. Jared Ellerson, 2003	147	909	—	—	—	1,056
44. Ryan Thelwell, 1996	—	1,051	—	—	—	1,051
45. Ernie Cook, 1971	881	143	20	—	—	1,044
46. Chris Darkins, 1993	610	180	251	—	—	1,041
47. Duane Bennett, 2011	639	23	344	30	—	1,036
48. Chester Cooper, 1981	11	1021	—	—	—	1,032

## ALL-TIME TOP 10 ALL-PURPOSE

Year	Rush	Rec	KR	PR	Other	Total
<b>1. RODNEY SMITH (5,441 YARDS)</b>						
2015 (12 GP)	670	124	—	—	—	794
2016 (13 GP)	1,158	188	263	—	—	1,609
2017 (12 GP)	977	107	363	—	—	1,447
2018 (2 GP)	154	32	37	—	—	223
2019 (13 GP)	1,163	70	135	—	—	1,368
<b>Total (52 GP)</b>	<b>4,122</b>	<b>521</b>	<b>798</b>	<b>—</b>	<b>—</b>	<b>5,441</b>

## **2. DARRELL THOMPSON (5,109 YARDS)**

1986 (12 GP)	1,376	202	114	—	—	1,692
1987 (11 GP)	1,229	39	—	—	—	1,268
1988 (11 GP)	910	49	—	—	—	959
1989 (11 GP)	1,139	51	—	—	—	1,190
<b>Total (45 GP)</b>	<b>4,654</b>	<b>341</b>	<b>114</b>	<b>—</b>	<b>—</b>	<b>5,109</b>

## **3. MOHAMED IBRAHIM (4,879 YARDS)**

2018 (10 GP)	1,160	26	19	—	—	1,205
2019 (11 GP)	604	13	0	—	—	617
2020 (7 GP)	1,076	56	47	—	—	1,179
2021 (1 GP)	163	0	0	—	—	163
2022 (12 GP)	1,665	50	0	—	—	1,715
<b>Total (41 GP)</b>	<b>4,668</b>	<b>145</b>	<b>66</b>	<b>—</b>	<b>—</b>	<b>4,879</b>

## **4. LAURENCE MARONEY (4,787 YARDS)**

2003 (13 GP)	1,121	11	—	413	—	1,545
2004 (12 GP)	1,348	16	158	—	—	1,522
2005 (11 GP)	1,464	170	96	—	—	1,730
<b>Total (36 GP)</b>	<b>3,933</b>	<b>187</b>	<b>667</b>	<b>—</b>	<b>—</b>	<b>4,787</b>

## **5. MARION BARBER III (4,495 YARDS)**

2001 (11 GP)	742	19	136	—	—	897
2002 (2 GP)	69	25	—	—	—	94
2003 (13 GP)	1,196	119	405	172	—	1,892
2004 (12 GP)	1,269	27	110	206	—	1,612
<b>Total (38 GP)</b>	<b>3,276</b>	<b>190</b>	<b>651</b>	<b>378</b>	<b>—</b>	<b>4,495</b>

## **6. THOMAS HAMNER (4,363 YARDS)**

1996 (11 GP)	883	81	—	—	—	964
1997 (12 GP)	663	95	—	—	—	758
1998 (11 GP)	838	72	—	—	—	910
1999 (12 GP)	1,426	305	—	—	—	1,731
<b>Total (46 GP)</b>	<b>3,810</b>	<b>553</b>	<b>—</b>	<b>—</b>	<b>—</b>	<b>4,363</b>

## **7. CHRIS DARKINS (4,347 YARDS)**

1992 (11 GP)	357	161	124	—	—	642
1993 (11 GP)	610	180	251	—	—	1,041
1994 (11 GP)	1,443	299	—	—	—	1,742
1995 (8 GP)	825	97	—	—	—	922
<b>Total (41 GP)</b>	<b>3,235</b>	<b>737</b>	<b>375</b>	<b>—</b>	<b>—</b>	<b>4,347</b>

## **8. TROY STOUDERMIRE (4,131 YARDS)**

2008 (13 GP)	19	13	1083	0	—	1,115
2009 (13 GP)	13	306	1057	0	—	1,376
2010 (11 GP)	0	114	789	9	24	936
2011 (5 GP)	0	0	173	0	19	192
2012 (13 GP)	0	513	-1	—	—	512
<b>Total (55 GP)</b>	<b>32</b>	<b>433</b>	<b>3,615</b>	<b>8</b>	<b>43</b>	<b>4,131</b>

## **9. TUTU ATWELL (3,907 YARDS)**

1994 (11 GP)	26	159	—	—	—	185
1995 (11 GP)	59	735	—	20	—	814
1996 (11 GP)	13	822	—	—	—	835
1997 (12 GP)	77	924	776	296	—	2,073
<b>Total (45 GP)</b>	<b>175</b>	<b>2,640</b>	<b>776</b>	<b>316</b>	<b>—</b>	<b>3,907</b>

## **10. TELLIS REDMON (3,821 YARDS)**

1999 (11 GP)	22	0	37	54	—	113
2000 (11 GP)	1,368	327	315	14	—	2,024
2001 (11 GP)	1,091	83	202	308	—	1,684
<b>Total (33 GP)</b>	<b>2,481</b>	<b>410</b>	<b>554</b>	<b>376</b>	<b>—</b>	<b>3,821</b>

# ALL-PURPOSE RECORDS

## YEAR-BY-YEAR LEADERS

Year		Rush	Rec	KOR	PR	Other	Total
1944	Wayne "Red Williams"	911	0	314	242	—	1,467 <sup>^</sup>
1949	Bill Bye	561	—	—	—	—	561
1950	Richard Gregory	315	13	—	—	—	328
1951	Paul Giel	789	133	—	5	64	991
1952	Paul Giel	650	129	149	—	—	928
1953	Paul Giel	749	19	130	288	60	1,246
1954	Bob McNamara	708	193	140	36	23	1,100
1955	Pinky McNamara	185	102	32	166	13	498
1956	Robert Cox	553	—	32	38	—	623
1957	Robert Cox	315	—	110	37	—	462
1958	William Kauth	361	144	192	123	—	712
1959	Sandy Stephens	140	—	299	57	70	566
1960	Sandy Stephens	215	—	213	90	114	632
1961	Sandy Stephens	533	—	—	88	2	623
1962	James Cairns	224	221	36	160	30	671
1963	Gerald Pelletier	250	105	65	145	15	580
1964	Fred Farthing, Jr.	433	62	57	—	—	552
1965	Ken Last	35	463	17	—	—	515
1966	Curtis Wilson	546	3	94	2	—	645
1967	James Carter	519	92	—	—	—	611
1968	Barry Mayer	662	28	31	—	27	748
1969	Barry Mayer	745	137	216	—	—	1,098
1970	Ernie Cook	495	82	2	—	—	579
1971	Ernie Cook	881	143	20	—	—	1,044
1972	John King	1,164	—	32	—	—	1,196
1973	Rick Upchurch	841	33	356	305	—	1,535
1974	Rick Upchurch	942	209	440	125	—	1,716
1975	Milfred Holmes	573	49	128	10	—	760
1976	Kent Kitzmann	696	41	68	—	—	805
1977	Kent Kitzmann	647	—	—	—	—	647
1978	Marion Barber	1,210	171	—	—	—	1,381
1979	Garry White	861	152	8	—	—	1,021
1980	Garry White	959	177	—	—	—	1,021
1981	Chester Cooper	11	1,021	—	—	—	1,032
1982	Alan Reid	290	280	90	—	—	640
1983	Melvin Anderson	11	80	468	—	—	559
1984	Melvin Anderson	(-2)	247	603	—	—	848
1985	Melvin Anderson	14	554	379	—	—	947
1986	Darrell Thompson	1,376	202	114	—	—	1,692
1987	Darrell Thompson	1,229	39	—	—	—	1,268
1988	Chris Gaifers	(-6)	564	612	178	—	1,348
1989	Darrell Thompson	1,139	51	—	—	—	1,190
1990	Mark Smith	700	149	16	—	—	865
1991	Antonio Carter	660	114	35	—	—	807
1992	John Lewis	—	392	755	—	—	1,147
1993	Chris Darkins	610	180	251	—	—	1,041
1994	Chris Darkins	1,443	299	—	—	—	1,742
1995	Rafael Cooper	471	114	537	—	—	1,122
1996	Ryan Thelwell	—	1051	—	—	—	1,051
1997	Tutu Atwell	77	924	776	296	—	2,073
1998	Luke Levenson	—	854	17	257	—	1,128
1999	Thomas Hamner	1,426	305	—	—	—	1,731
2000	Tellis Redmon	1,368	327	315	14	—	2,024
2001	Tellis Redmon	1,091	83	202	308	—	1,684
2002	Terry Jackson II	1,317	30	—	—	—	1,347
2003	Marion Barber III	1,196	119	405	172	—	1,892
2004	Marion Barber III	1,269	27	206	110	—	1,612
2005	Laurence Maroney	1,464	170	96	—	—	1,730
2006	Amir Pinnix	1,272	138	—	—	—	1,410
2007	Eric Decker	22	909	—	28	—	959
2008	Eric Decker	87	1,074	—	—	—	1,161
2009	Troy Stoudermire	3	306	1,376	—	—	1,376
2010	Troy Stoudermire	0	114	789	9	—	936
2011	Duane Bennett	639	23	344	30	—	1,036
2012	Donnell Kirkwood	926	23	—	—	—	949
2013	David Cobb	1,202	174	—	—	—	1,376

2014	David Cobb	1,626	162	—	—	—	1,788
2015	Shannon Brooks	709	167	112	—	—	988
2016	Rodney Smith	1,158	188	263	—	—	1,609
2017	Rodney Smith	977	107	363	—	—	1,447
2018	Mohamed Ibrahim	1,160	26	19	—	—	1,205
2019	Rodney Smith	1,163	70	135	—	—	1,368
2020	Mohamed Ibrahim	1,076	56	47	—	—	1,179
2021	Mar'Keise Irving	699	73	194	—	—	966
2022	Mohamed Ibrahim	1,665	50	—	—	—	1,715

<sup>^</sup> Led NCAA



**Karon Riley (1999-2000)** • career leader in sacks



**Tyrone Carter (1996-99)** •  
career leader in tackles

#### TOTAL TACKLES

**Game:** 32, Bill Light vs. Iowa, 10/31/70

**Season:** 172, Bill Light, 1970

**Career:** 528, Tyrone Carter, 1996-99

#### SOLO TACKLES

**Game:** 20, Pete Najarian vs. Purdue, 9/22/84

**Season:** 127, Tyrone Carter, 1998

**Career:** 414, Tyrone Carter, 1996-99

#### ASSISTED TACKLES

**Game:** 15, Bill Light vs. Iowa, 10/31/70

**Season:** 79, Bill Light, 1970

**Career:** 245, Pete Najarian, 1982-1985

#### TACKLES FOR LOSS

**Game:** 6.0, Sean Hoffman vs. Northwestern, 10/2/99

**Season:** 24.0, Lamanzer Williams, 1997

**Career:** 44.5, Willie VanDeSteege, 2005-08

#### SACKS

**Game:** 4.0, Willie VanDeSteege at Michigan St., 11/11/06  
4.0, Karon Riley vs. Iowa, 11/18/00

**Season:** 18.5, Lamanzer Williams, 1997

**Career:** 29.0, Karon Riley, 1999-2000

#### PASS BREAKUPS

**Game:** 6, Michael Carter vs. Purdue, 10/27/12

6, Michael Lehan vs. Michigan State, 10/19/01

**Season:** 18, Michael Lehan, 2001

18, Willie Middlebrooks, 1999

**Career:** 31, Trumaine Banks, 2003-06

31, Ukee Dozier, 2001-04

31, Michael Lehan, 1999-2002

#### FUMBLE RECOVERIES

**Season:** 5, Stephen Thompson, 1968

**Career:** 8, Stephen Thompson, 1967-70

#### LONGEST FUMBLE RETURN

88 yards, Marcus Sherels vs. Wisconsin, 10/3/09

#### BLOCKED PUNTS

**Season:** 5, Jermaine Mays, 2002<sup>^</sup>

**Career:** 6, Jermaine Mays, 1998-2000, '02

#### MOST FUMBLE RETURNS FOR TD

**Game:** 2, Tyrone Carter vs. Syracuse, 9/21/96+

**Season:** 2, Tyrone Carter, 1996

#### FRESHMAN RECORDS

**Tackles:** 101, Sean Hoffman, 1997

**Tackles For Loss:** 9.0, Steve Davis, 2005

**Sacks:** 7.0, Charlton Keith, 2002

#### SOPHOMORE RECORDS

**Tackles:** 143, Tyrone Carter, 1997

**Tackles For Loss:** 14.5, Willie VanDeSteege, 2006

**Sacks:** 10.0, Willie VanDeSteege, 2006

#### JUNIOR RECORDS

**Tackles:** 172, Bill Light, 1970

**Tackles For Loss:** 22.0, Karon Riley, 1999

**Sacks:** 16.0, Karon Riley, 1999

#### SENIOR RECORDS

**Tackles:** 155, Jack Brewer, 2001

**Tackles For Loss:** 24.0, Lamanzer Williams, 1997

**Sacks:** 18.5, Lamanzer Williams, 1997

<sup>^</sup> Big Ten record  
+NCAA record

# DEFENSIVE RECORDS

## GAME RECORDS

### TACKLES

1. Bill Light vs. Iowa, 10/31/70	32
2. Bill Light vs. Indiana, 10/11/69	29
3. Pete Najarian vs. Purdue, 9/22/84	26
Pete Najarian vs. Nebraska, 9/17/83	26
5. Wayne King vs. Michigan, 10/25/69	25
6. Wayne King vs. Iowa, 11/2/68	24
7. Pete Najarian vs. Oklahoma, 9/28/85	23
George Washington vs. Illinois, 10/11/75	23
Ollie Bakken vs. Ohio State, 9/15/73	23
Tim Wheeler vs. Kansas, 10/1/66	23

### TACKLES FOR LOSS

1. Sean Hoffman vs. Northwestern, 10/2/99	6.0
2. Bob Stein vs. Iowa, 10/15/66	5.0
3. Blake Cashman vs. New Mexico State, 8/30/18	4.0
Steven Richardson vs. Colorado St., 9/24/16	4.0
Willie VanDeSteege vs. Michigan State, 11/11/06	4.0
Darrell Reid at Michigan State, 10/16/04	4.0
Kyle McKenzie vs. Indiana, 11/1/03	4.0
Karon Riley vs. Iowa, 11/18/00	4.0
Curtese Poole vs. Iowa, 11/21/98	4.0
Tyrone Carter vs. Purdue, 10/3/98	4.0
Lamanzer Williams vs. Penn State, 10/18/97	4.0
Andy Kratchovil vs. Kansas State, 9/18/93	4.0
Pete Najarian vs. Ohio, 9/11/82	4.0
Fred Orgas vs. Indiana, 10/17/81	4.0
Jeff Schuh vs. Indiana, 11/8/80	4.0
Stan Sytsma vs. Oregon State, 10/7/78	4.0
George Washington vs. Wisconsin, 11/22/75	4.0
Paul Glantan vs. Purdue, 11/10/73	4.0

### QUARTERBACK SACKS

1. Willie VanDeSteege vs. Michigan State, 11/11/06	4.0
Karon Riley vs. Iowa, 11/18/00	4.0
3. Willie VanDeSteege at Illinois, 10/11/08	3.0
Paul Nixon at Ohio State, 11/2/02	3.0
Ben Mezera vs. Northwestern, 10/2/99	3.0
Karon Riley vs. UL Monroe, 9/11/99	3.0
Curtese Poole vs. Iowa, 11/21/98	3.0
Lamanzer Williams vs. Iowa, 11/22/97	3.0
Jon Michals vs. Iowa State, 9/13/97	3.0
Andy Kratchovil vs. Kansas State, 9/18/93	3.0
Joel Staats vs. Indiana, 10/31/92	3.0
Mike Sunvold vs. Wisconsin, 11/3/90	3.0
Doug Mueller vs. Wisconsin, 10/13/84	3.0

### CONSECUTIVE GAMES WITH A SACK

1. Carter Coughlin (9/15/18-10/26/18)	6
<i>8 total sacks during streak</i>	
Lamanzer Williams (10/18/97-11/22/97)	6
<i>13 total sacks during streak</i>	
3. Blake Cashman (11/5/16-12/27/16)	5
<i>6.5 sacks during streak</i>	
4. D.L. Wilhite (8/30/12-9/22/12)	4
<i>4.5 sacks during streak</i>	
Greg White (9/9/00-9/30/00)	4
<i>4 sacks during streak</i>	
Karon Riley (9/4/99-10/2/99)	4
<i>7 sacks during streak</i>	

## SEASON RECORDS

### TACKLES

1. Bill Light, 1970	172
2. Jon Leverenz, 1987	162
3. Tyrone Carter, 1998	158
4. Jack Brewer, 2001	155
5. George Washington, 1975	154
6. Tyrone Carter, 1999	144
Pete Najarian, 1984	144
8. Tyrone Carter, 1997	143
9. Bruce Holmes, 1985	139
10. Pete Najarian, 1985	137

### TACKLES FOR LOSS

1. Lamanzer Williams, 1997	23.5
2. Karon Riley, 1999	21.5
3. Karon Riley, 2000	20.0
John Schlecht, 1999	20.0
5. Willie VanDeSteege, 2008	19.0
6. Darrell Reid, 2004	17.5
7. Ben Mezera, 1999	16.5
8. Jeff Schuh, 1980	16.0
9. Carter Coughlin, 2018	15.0
Blake Cashman, 2018	15.0
Greg White, 2000	15.0
Tyrone Carter, 1998	15.0

### QUARTERBACK SACKS

1. Lamanzer Williams, 1997	18.5
2. Karon Riley, 1999	16.0
3. Karon Riley, 2000	13.0
4. Ben Mezera, 1999	12.0
5. Willie VanDeSteege, 2008	10.5
6. Willie VanDeSteege, 2006	10.0
7. Carter Coughlin, 2018	9.5
8. D.L. Wilhite, 2012	8.5
9. Tyrone Carter, 1998	8.0
10. Blake Cashman, 2016	7.5
Theiren Cockran, 2013	7.5
Darrell Reid, 2004	7.5
Dennis Capella, 1992	7.5

### PASS BREAKUPS

1. Willie Middlebrooks, 1999	18
2. Michael Lehan, 2001	16
3. Michael Carter, 2012	15
Ukee Dozier, 2004	15
5. Traye Simmons, 2008	14
6. Trumaine Banks, 2005	13
7. Jalen Myrick, 2016	11
Marcus Sherels, 2008	11
Craig Scruggs, 1997	11
Juan Hunter, 1993	11
Andre Harris, 1984	11

### FORCED FUMBLES

1. Ben West, 2002	5
Greg White, 2001	5
Lamanzer Williams, 1997	5

### BLOCKED PUNTS

1. Jermaine Mays, 2002	5^
------------------------	----

## CAREER RECORDS

### TACKLES

1. Tyrone Carter, 1996-99	528
2. Pete Najarian, 1982-85	482
3. Bill Light, 1969-71	395
4. Parc Williams, 1995-98	351
5. Russ Heath, 1990-93	329
6. Steve Stewart, 1974-77	325
7. Bruce Holmes, 1983-86	323
8. Joel Staats, 1988-91	318
9. Justin Conzemius, 1992-95	317
10. Glenn Howard, 1978-81	308

### TACKLES FOR LOSS

1. Willie VanDeSteege, 2005-08	43.5
2. John Schlecht, 1998-2000	42.5
3. Karon Riley, 1999-2000	42.0
4. Carter Coughlin, 2016-19	40.0
5. Darrell Reid, 2001-04	38.0
6. Ben Mezera, 1997-2000	34.5
7. Steve Neils, 1971-73	33.0
8. Blake Cashman, 2015-18	31.0
Lamanzer Williams, 1994-97	31.0
10. Steven Richardson, 2014-17	28.5

### QUARTERBACK SACKS

1. Karon Riley, 1999-2000	29.0
2. Lamanzer Williams, 1994-97	23.5
3. Carter Coughlin, 2016-19	22.5
4. Ben Mezera, 1997-2000	22.0
5. Willie VanDeSteege, 2005-08	21.5
6. Darrell Reid, 2001-04	16.0
7. Theiren Cockran, 2012-15	15.5
D.L. Wilhite, 2009-12	15.5
9. Boye Mafe, 2018-21	15.0
10. Mark Losli, 2002-05	14.0

### PASS BREAKUPS

1. Trumaine Banks, 2003-06	31
2. Ukee Dozier, 2001-04	31
Michael Lehan, 1999-2002	31
4. Willie Middlebrooks, 1998-2000	30
5. Coney Durr, 2016-22	25
Craig Scruggs, 1995-98	25
Rodney Heath, 1993-96	25
8. Eric Murray, 2012-15	24
9. Brock Vereen, 2010-13	22
Traye Simmons, 2008-09	22

### FUMBLE RECOVERIES

1. Stephen Thompson, 1967-70	8
2. Thomas Barber, 2016-19	7
Sean Hoffman, 1997-2000	7
Tyrone Carter, 1996-99	7
Sean Lumpkin, 1988-91	7
Kerry Glenn, 1981-84	7
Ron Kamzelski, 1964-68	7
Wayne King, 1964-68	7
9. Tom Murphy, 1977-80	6
Stan Sytsma, 1976-78	6

### BLOCKED PUNTS

1. Jermaine Mays, 1998-00, '02	6
--------------------------------	---

^ Led NCAA



# DEFENSIVE RECORDS

## ALL-TIME TOP 10 TACKLES

Year	Assist	Solo	Total
<b>1. TYRONE CARTER</b>			
1996	55	28	83
1997	116	27	143
1998	127	31	158
1999	116	28	144
<b>Total</b>	<b>414</b>	<b>114</b>	<b>528</b>

### 2. PETE NAJARIAN

1982	42	41	83
1983	62	56	118
1984	63	81	144
1985	78	59	137
<b>Total</b>	<b>245</b>	<b>237</b>	<b>482</b>

### 3. BILL LIGHT

1969	47	68	115
1970	93	79	172
1971	52	56	108
<b>Total</b>	<b>192</b>	<b>203</b>	<b>395</b>

### 4. PARC WILLIAMS

1995	36	20	56
1996	61	37	98
1997	82	33	115
1998	55	27	82
<b>Total</b>	<b>234</b>	<b>117</b>	<b>351</b>

### 5. RUSS HEATH

1990	29	24	53
1991	36	49	85
1992	48	60	108
1993	46	37	83
<b>Total</b>	<b>159</b>	<b>170</b>	<b>329</b>

### 6. STEVE STEWART

1974	0	0	0
1975	44	54	98
1976	66	48	114
1977	54	59	113
<b>Total</b>	<b>146</b>	<b>179</b>	<b>325</b>

### 7. BRUCE HOLMES

1983	4	5	9
1984	21	30	51
1985	62	77	139
1986	66	58	124
<b>Total</b>	<b>153</b>	<b>170</b>	<b>323</b>

### 8. JOEL STAATS

1988	32	48	80
1989	32	39	71
1990	40	49	89
1991	37	41	78
<b>Total</b>	<b>141</b>	<b>177</b>	<b>318</b>

### 9. JUSTIN CONZEMIUS

1992	39	26	65
1993	37	31	68
1994	70	43	113
1995	53	18	71
<b>Total</b>	<b>199</b>	<b>118</b>	<b>317</b>

### 10. GLENN HOWARD

1978	0	0	0
1979	23	35	58
1980	65	61	126
1981	56	68	124
<b>Total</b>	<b>144</b>	<b>164</b>	<b>308</b>

## TACKLES YEAR-BY-YEAR LEADERS

Year	Player	Solo	Asst.	Total
1966	Gary Reierson	40	52	92
1967	Wayne King	21	57	78
1968	Wayne King	54	50	104
1969	Rich Crawford	59	74	133
1970	Bill Light	93	79	172
1971	Bill Light	61	47	108
	Clayton Scheurer	61	47	108
1972	Ollie Bakken	53	40	93
1973	Mike Steidl	62	37	99
1974	Ollie Bakken	86	42	128
1975	George Washington	103	51	154
1976	Steve Stewart	66	48	114
1977	Steve Stewart	54	59	113
1978	Ed Burns	63	42	105
1979	Jack Johnson	67	43	110
1980	Mike Robb	72	61	133
1981	Jim Fahnhorst	67	54	121
1982	Pete Najarian	41	42	83
1983	Pete Najarian	56	62	118
1984	Pete Najarian	81	63	144
1985	Bruce Holmes	62	77	139
1986	Bruce Holmes	58	66	124
1987	Jon Leverenz	96	66	162
1988	Mac Stephens	66	53	119
1989	Mike Sunvold	44	33	77
1990	Sean Lumpkin	67	32	99
1991	Sean Lumpkin	84	31	115
1992	Russ Heath	60	48	108
1993	Andrew Veit	42	43	85
1994	Justin Conzemius	70	43	113
1995	Craig Sauer	55	21	76
1996	Parc Williams	61	37	98
1997	Tyrone Carter	116	27	143
1998	Tyrone Carter	127	31	158
1999	Tyrone Carter	116	28	144
2000	Delvin Jones	66	22	88
2001	Jack Brewer	89	66	155
2002	Eli Ward	71	45	116
2003	Eli Ward	72	24	96
2004	Kyle McKenzie	50	29	79
2005	John Pawiowski	61	25	86
2006	Mike Sherels	67	37	104
2007	Dom Barber	71	29	100
2008	Lee Campbell	50	30	80
2009	Lee Campbell	70	49	119
2010	Gary Tinsley	47	43	90
2011	Kim Royston	71	52	123
2012	Troy Stoudermire	59	23	82
2013	Cedric Thompson	52	27	79
2014	Damien Wilson	63	56	119
2015	Antonio Johnson	59	43	102
2016	Damarius Travis	56	27	83
2017	Thomas Barber	76	42	115
2018	Blake Cashman	62	42	104
2019	Antoine Winfield Jr.	62	26	88
2020	Mariano Sorri-Marin	28	26	54
2021	Jack Gibbens	56	36	92
2022	Mariano Sorri-Marin	45	43	88

## TACKLES FOR LOSS

### YEAR-BY-YEAR LEADERS

Year	Player	TFL	Yards
1978	Stan Sysma	11.0	52
1979	Alan Blanshan	7.0	39
1980	Jeff Schuh	16.0	108
1981	Karl Mecklenburg	13.0	62
1982	Karl Mecklenburg	11.0	62
1983	Joe Christopherson	5.0	19
	Peter Najarian	5.0	7
1984	Bruce Holmes	7.0	24
1985	Mark Dusabek	6.0	—
	Larry Joyner	6.0	—
1986	Gary Hadd	11.0	—
1987	Jon Leverenz	13.0	—
1988	Skeeter Akre	7.0	50
	Ron Goetz	7.0	27
1989	Eddie Miles	12.0	—
1990	Sean Lumpkin	7.0	34
	Ben Williams	7.0	34
1991	Mike Sunvold	9.0	35
1992	Dennis Cappella	13.5	67
1993	Craig Sauer	12.0	54
1994	Craig Sauer	11.0	45
1995	Ben Langford	7.0	16
1996	Jerome Davis	6.0	15
1997	Lamanzer Williams	24.0	118
1998	Tyrone Carter	15.0	73
1999	Karon Riley	22.0	119
2000	Karon Riley	20.0	121
2001	Greg White	8.0	38
2002	Paul Nixon	8.0	40
	Darrell Reid	8.0	27
2003	Darrell Reid	12.0	50
2004	Darrell Reid	17.5	84
2005	Steve Davis	9.0	49
	John Shevlin	9.0	29
2006	Willie VanDeSteege	14.5	59
2007	Deon Hightower	9.5	17
2008	Willie VanDeSteege	19.0	94
2009	Lee Campbell	11.5	29
2010	Jewhan Edwards	11.0	39
2011	Gary Tinsley	9.0	33
2012	D.L. Wilhite	11.0	62
2013	Ra'Shede Hageman	13.0	50
2014	Damien Wilson	10.5	32
2015	Jack Lynn	11.0	30
2016	Steven Richardson	11.0	53
2017	Carter Coughlin	11.5	51
2018	Carter Coughlin	15.0	59
	Blake Cashman	15.0	51
2019	Carter Coughlin	9.5	39
2020	Boye Mafe	5.5	36
2021	Boye Mafe	10.0	48
2022	Mariano Sorri-Marin	6.0	15

# DEFENSIVE RECORDS

## SACKS YEAR-BY-YEAR LEADERS

Year	Player	Sacks	Yards
1982	Jimmy James	4.0	35
	Pete Najarian	4.0	35
	Rene Capo	4.0	24
1983	Craig Paulson	2.0	13
1984	Gary Hadd	4.0	22
	Courtney Holmes	4.0	20
1985	Larry Joyner	4.0	—
1986	Larry Joyner	3.0	—
	Matt Martinez	3.0	—
1987	Brian Bonner	2.0	—
	Jon Leverenz	2.0	—
1988	Skeeter Akre	4.0	29
1989	Eddie Miles	5.0	—
1990	Ben Williams	6.0	47
1991	Ben Williams	6.0	52
1992	Dennis Cappella	7.5	50
1993	Andy Kratchovil	4.0	34
1994	Craig Sauer	3.0	32
	Trevor Walker	3.0	21
1995	Lamanzer Williams	3.0	19
1996	Jon Michals	2.0	25
	Ben Langford	2.0	19
1997	Lamanzer Williams	18.5	95
1998	Tyrone Carter	8.0	60
1999	Karon Riley	16.0	101
2000	Karon Riley	13.0	105
2001	Greg White	5.0	35
2002	Charlton Keith	7.0	45
2003	Darrell Reid	5.5	39
2004	Darrell Reid	7.5	58
2005	Steve Davis	6.0	35
2006	Willie VanDeSteege	10.0	50
2007	Mike Sherels	2.5	22
2008	Willie VanDeSteege	10.5	74
2009	Eric Small	3.0	19
	D.L. Wilhite	3.0	26
2010	Jewhan Edwards	3.0	16
2011	Gary Tinsley	4.0	25
2012	D.L. Wilhite	8.5	54
2013	Theiren Cockran	7.5	38
2014	Theiren Cockran	4.0	32
	Damien Wilson	4.0	18
	De'Vondre Campbell	4.0	37
2015	Blake Cashman	7.5	36
2016	Carter Coughlin	6.5	39
2017	Carter Coughlin	9.5	50
2018	Sam Renner	5.0	26
2019	Boye Mafe	4.5	35
2020	Boye Mafe	7.0	41
2021	Danny Striggow	3.5	23
2022	Danny Striggow	3.5	23



# INTERCEPTION RECORDS

**Jeff Wright (1968-70)** • career and season leader in interceptions



**Sean Lumpkin (1998-91)** •  
career leader (tie) in interceptions

## INTERCEPTIONS

- Game:** 3, Jeff Wright vs. Michigan State, 11/14/70  
 3, Mike White vs. Ohio, 9/26/70  
 3, Walter Bowser vs. Iowa, 11/1/69  
 3, Noel Jenke vs. Wisconsin, 11/25/67  
 3, Sandy Stephens vs. Wisconsin, 11/19/60  
 3, Shorty Cochran vs. Purdue, 10/1/55  
 3, Dick Anonsen vs. Wisconsin, 11/19/49
- Season:** 8, Harold Van Every, 1939#  
 7, Antoine Winfield Jr., 2019  
 7, Jeff Wright, 1970
- Career:** 12, Sean Lumpkin, 1988-91  
 12, Jeff Wright, 1968-70

## INTERCEPTION RETURN YARDS

- Game:** 140, Walter Bowser vs. Michigan St., 11/14/70
- Season:** 203, Walter Bowser, 1970
- Career:** 283, Sean Lumpkin, 1988-91

## TOUCHDOWN RETURNS

- Season:** 2, Jeff Rosga, 1993; Gary Hohman, 1969
- Career:** 2, Antoine Winfield Jr., 2016-19  
 2, Jalen Myrick 2013-16  
 2, Briean Boddy-Calhoun 2012-15  
 2, Aaron Hill 2010-2013  
 2, Jeff Rosga, 1991-93  
 2, Sean Lumpkin, 1988-91  
 2, Gary Hohman, 1969

## LONGEST RETURNS

- 99 Gary Hohman vs. Nebraska, 10/4/69  
 95 Ed Duren vs. Iowa, 10/15/66  
 89 Briean Boddy-Calhoun vs. UNLV, 8/29/13  
 85 Sean Lumpkin vs. Ohio State, 10/28/89  
 82 Antoine Winfield Jr. at Maryland, 10/15/16  
 76 Sean Lumpkin vs. Ohio State, 10/27/90  
 76 Fred Houde vs. Chicago, 10/20/28#  
 73 Doug Beaudoin vs. Indiana, 10/13/73  
 72 Coney Durr vs. Maryland, 10/26/19  
 71 Trevis Graham vs. Illinois, 9/30/00
- 70 Coleman Bryson vs. Syracuse, 12/29/22**
- 67 Jacob Huff vs. Middle Tennessee, 9/16/17  
 63 Larry Buhler vs. Wisconsin, 11/21/36#  
 61 Jimmy Wyrick vs. Indiana, 11/13/99  
 60 John Shevlin at Iowa, 11/19/05  
 56 Briean Boddy-Calhoun vs. Ohio State, 11/15/14  
 55 Jeff Rosga vs. Wisconsin, 10/23/93  
 55 Justin Conzemius vs. Purdue, 10/9/93  
 55 Kevin Keller vs. Ohio State, 9/15/73

## FRESHMAN INTERCEPTIONS

- 3, Crawford Jordan, 1994; Kyle Theret, 2007

## SOPHOMORE INTERCEPTIONS

- 7, Antoine Winfield Jr., 2019

## JUNIOR INTERCEPTIONS

- 5, Walter Bowser, 1969  
 5, Rodney Heath, 1995;  
 5, Briean Boddy-Calhoun, 2014

## SENIOR INTERCEPTIONS

- 7, Jeff Wright, 1970

# Pre-Modern Era (before 1945) record

# INTERCEPTION RECORDS

## GAME RECORDS

### INTERCEPTIONS

1. Jeff Wright vs. Michigan State, 11/14/70	3
Mike White vs. Ohio, 9/26/70	3
Walter Bowser vs. Iowa, 11/1/69	3
Noel Jenke vs. Wisconsin, 11/25/67	3
Sandy Stephens vs. Wisconsin, 11/19/60	3
Shorty Cochran vs. Purdue, 10/1/55	3
Dick Anonsen vs. Wisconsin, 11/19/49	3

### INTERCEPTION YARDS

1. Walt Bowser at Michigan State, 11/14/70	140
--	-----

### CONSECUTIVE GAMES WITH INTERCEPTION

1. Sean Lumpkin (9/28/91-10/19/91)	4
2. Antoine Winfield Jr. (10/19/19-11/9/19)	3
Rodney Heath (9/16/95-9/30/95)	3
Crawford Jordan (10/22/94-11/12/94)	3
Warren Berry (10/3/87-10/16/87)	3
Rick Witthus (9/12/81-9/26/81)	3

## SEASON RECORDS

### INTERCEPTIONS

1. Antoine Winfield Jr., 2019	7
Jeff Wright, 1970	7
3. Walter Bowser, 1970	6
4. Brian Boddy-Calhoun, 2014	5
Rodney Heath, 1995	5
Sean Lumpkin, 1991	5
Fred Foggie, 1989	5
Mike White, 1970	5
Walter Bowser, 1969	5
Bill Munsey, 1960	5

### INTERCEPTION YARDS

1. Walt Bowser, 1970	203
----------------------	-----

### INTERCEPTIONS RETURNED FOR TOUCHDOWN

1. Jeff Rosga, 1993	2
---------------------	---

## CAREER RECORDS

### INTERCEPTIONS

1. Sean Lumpkin, 1988-91	12
Jeff Wright, 1968-70	12
3. Keith Edwards, 1977-79	11
Walter Bowser, 1969-70	11
Tom Sakal, 1965-67	11
6. Brian Boddy-Calhoun, 2012-15	10
Kyle Theret, 2007-10	10
8. Antoine Winfield Jr., 2016-19	9
Rodney Heath, 1993-96	9
Frank Jackson, 1987-90	9
Rick Witthus, 1979-82	9
Sandy Stephens, 1959-61	9

### INTERCEPTION YARDS

1. Sean Lumpkin, 1988-91	283
--------------------------	-----

## ALL-TIME TOP 5 INT

Year	Int.	Yds.	TD
------	------	------	----

### 1. SEAN LUMPKIN

1988	1	8	0
1989	2	118	1
1990	4	138	1
1991	5	19	0
<b>Total</b>	<b>12</b>	<b>283</b>	<b>2</b>

### 1. JEFF WRIGHT

1968	3	7	0
1969	2	28	0
1970	7	65	0
<b>Total</b>	<b>12</b>	<b>100</b>	<b>0</b>

### 3. KEITH EDWARDS

1977	3	12	0
1978	4	72	0
1979	4	37	0
<b>Total</b>	<b>11</b>	<b>121</b>	<b>0</b>

### 3. WALTER BOWSER

1969	5	52	0
1970	6	203	1
<b>Total</b>	<b>11</b>	<b>255</b>	<b>1</b>

### 3. TOM SAKAL

1965	4	108	0
1966	4	25	0
1967	3	22	0
<b>Total</b>	<b>11</b>	<b>155</b>	<b>0</b>

## YEAR-BY-YEAR LEADERS

Year	Player	No	Yds	Avg	TD
1939	Harold Van Every	8^	59	7.4	--
1961	Sandy Stephens	2	2	1.0	0
1962	Paul Ramseth	4	56	14.0	0
1963	Michael Reid	2	50	25.0	0
	William Costanza	2	2	1.0	0
1964	Kraig Lofquist	4	111	27.8	1
1965	Tom Sakal	4	108	27.0	0
1966	Tom Sakal	4	25	6.3	0
1967	Dennis Hale	4	68	17.0	0
	Noel Jenke	4	38	9.5	0
1968	Noel Jenke	3	44	14.7	0
	Jeff Wright	3	7	2.3	0
1969	Walt Bowser	5	52	10.4	0
1970	Jeff Wright	7	65	9.3	0
1971	Jim Herman	3	27	9.0	0
1972	Michael White	3	0	0.0	0
1973	Doug Beaudoin	4	73	18.3	0
1974	Oliver Bakken	3	24	8.0	0
1975	Steve Stewart	3	14	4.7	0
1976	George Adzick	3	53	17.7	0
1977	Mark Merrill	3	30	10.0	1
	Keith Edwards	3	12	4.0	0
1978	Keith Edwards	4	72	18.0	0
1979	Keith Edwards	4	37	9.3	0
1980	Rick Witthus	4	53	13.3	--
1981	Rick Witthus	4	88	22.0	0
1982	Craig White	2	38	19.0	0
	Eric Johnson	2	20	10.0	0
1983	Andy Hare	3	(-2)	0.0	0
1984	Andre Harris	2	0	0.0	0
1985	Donovan Small	3	23	7.7	0
1986	Duane Dutrieuille	4	4	1.8	0
	Matt Martinez	4	(-1)	(-0.2)	0
1987	Warren Berry	4	42	10.5	0

1988	Joel Brown	4	23	5.8	0
1989	Fred Foggie	5	48	9.6	0
1990	Sean Lumpkin	4	138	34.5	1
	Frank Jackson	4	39	9.75	0
1991	Sean Lumpkin	5	19	3.8	0
1992	Jeff Rosga	2	0	0.0	0
1993	Juan Hunter	4	117	29.3	0
	Jeff Rosga	4	91	22.8	2
1994	Justin Cenziemius	3	30	10.0	0
	Juan Hunter	3	22	7.3	0
	Crawford Jordan	3	5	1.7	0
1995	Rodney Heath	5	41	8.2	0
1996	Rodney Heath	3	43	14.3	0
1997	Ben Mezera	2	0	0.0	0
	Craig Scruggs	2	0	0.0	0
	Jimmy Wyrick	2	0	0.0	0
1998	Sean Hoffman	3	29	9.7	0
1999	Jimmy Wyrick	2	115	57.5	1
	Delvin Jones	2	3	1.5	0
	Jack Brewer	2	(-4)	(-2.0)	0
2000	Clorenzo Griffin	2	39	19.5	0
2001	Michael Lehan	2	55	22.5	0
	Bradley Vance	2	31	15.5	1
2002	Justin Isom	3	54	18.0	0
2003	Justin Isom	4	47	11.8	0
2004	Ukee Dozier	3	20	6.7	0
2005	eight tied	1		18.0	1
2006	Dominique Barber	4	57	14.2	0
2007	Kyle Theret	3	72	24.0	0
2008	Traye Simmons	4	81	20.3	1
2009	Kyle Theret	3	5	1.7	0
2010	Mike Rallis	3	11	3.7	0
2011	Troy Stoudermire	2	19	9.5	0
2012	Michael Carter	4	61	15.3	1
2013	Aaron Hill	2	55	27.5	1
2014	Brian Boddy-Calhoun	5	59	11.8	0
2015	Brian Boddy-Calhoun	4	21	5.2	1
2016	KiAnte Hardin	2	31	15.5	0
	Damarius Travis	2	0	0.0	0
2017	Jacob Huff	3	67	22.3	1
2018	Coney Durr	2	25	12.5	0
	Jacob Huff	2	21	10.5	0
2019	Antoine Winfield Jr.	7	111	15.9	1
2020	DeAngelo Carter	1	24	24.0	0
	Josh Aune	1	5	5.0	0
	James Gordon	1	4	4.0	0
	Coney Durr	1	0	0.0	0
	Tyler Nubin	1	0	0.0	0
2021	Tyler Nubin	3	42	14.0	0
2022	Tyler Nubin	4	43	10.8	0

^ led NCAA



# PUNT RETURN RECORDS

**Rick Upchurch (1973-74)** • career punt return average leader



**Tellis Redmon (1999-2001)** •  
career leader in punt return yardage

## RETURNS

**Game:** 9, Danny Upchurch vs. Buffalo, 9/21/02

**Season:** 40, Danny Upchurch, 2002

**Career:** 52, Rodney Heath, 1993-96

## RETURN YARDS

**Game:** 132, Tellis Redmon vs. Northwestern, 10/28/00

**Season:** 405, Marion Barber III, 2003

**Career:** 571, Tellis Redmon, 1999-2001

## PUNT RETURN AVERAGE

**Game (min. 2 ret.):** 43.5, Bill Crockett vs. Nebraska, 9/26/64

**Season (min. 8 ret.):** 16.9, Paul Giel, 1953

**Career (min. 20 ret.):** 13.4, Rick Upchurch, 1973-74

## LONGEST RETURNS

91 Fred Houde vs. Iowa, 10/27/28#

83 Tellis Redmon vs. Northwestern, 10/28/00 (TD)

80 Bill Crockett vs. Nebraska, 9/26/64 (TD)

79 Chris Gaiters vs. Northern Illinois, 9/24/88

76 Antoine Winfield Jr. vs. New Mexico State, 8/30/18 (TD)

76 George Roscoe vs. North Dakota St., 9/29/34#

72 Rodney Heath at Purdue, 10/5/96 (TD)

71 Bob Thompson vs. Purdue, 11/18/50

## PUNT RETURNS FOR TOUCHDOWNS

**Game:** 1, 12 times, MR:

Demetrius Douglas at Wisconsin, 11/24/18

**Season:** 2, Jermaine Mays, 2002

2, Douglas Roalstad, 1968

**Career:** 2, Jermaine Mays, 2002

2, Douglas Roalstad, 1967-68

## FRESHMAN PUNT RETURN AVERAGE

16.1, Demetrius Douglas, 2018 (7 returns)

## SOPHOMORE PUNT RETURN AVERAGE

14.5, Marion Barber III, 2003 (28 returns)

## JUNIOR PUNT RETURN AVERAGE

13.9, Rick Upchurch, 1973 (22 returns)

## SENIOR PUNT RETURN AVERAGE

16.9, Paul Giel, 1953 (17 returns)

# PUNT RETURN RECORDS

## GAME RECORDS (SINCE 1977)

RETURNS		
1. Danny Upchurch vs. Buffalo, 9/21/02	9	
2. Craig James vs. Kent State, 9/19/15	7	
Danny Upchurch vs. Illinois, 10/3/02	7	
Luke Levenson vs. Michigan State, 10/24/98	7	
Rodney Heath vs. Pacific, 9/10/94	7	
Rodney Heath at Kansas State, 9/24/94	7	
Tyrone Carter vs. UL Monroe, 9/11/99	7	
Tyrone Carter vs. Illinois State, 9/18/99	7	
9. Dominic Jones vs. Temple 9/16/06	6	
Marion Barber III vs. Troy, 9/6/03	6	
Jack Schlichting vs. Ohio State, 11/7/81	6	

### RETURN YARDS

1. Tellis Redmon vs. Northwestern, 10/28/00	132
2. Lewis Garrison vs. Indiana, 10/31/92	115
3. Tyrone Carter vs. UL Monroe, 9/11/99	110
4. Luke Levenson vs. Michigan State, 10/24/98	106
5. Tyrone Carter vs. Illinois State, 9/18/99	98
Rodney Heath vs. Arkansas State, 9/30/95	98
7. Marion Barber III vs. Troy, 9/6/03	97
8. Tutu Atwell vs. Ohio State, 11/8/97	90
9. Marion Barber III vs. Indiana, 11/1/03	88
10. Rodney Heath vs. Pacific, 9/10/94	87

### RETURN AVERAGE (MIN. 2 RETURNS)

1. Luke Levenson at Illinois, 10/16/99 (2-84)	42.0
2. Antoine Winfield, Jr. vs. New Mexico State, 8/30/2018 (2-79)	39.5
3. Marcus Jones at New Mexico State, 9/7/13 (2-67)	33.5
4. Tellis Redmon vs. Northwestern, 10/28/00 (4-132)	33.0
5. Marion Barber III vs. Indiana, 11/1/03 (3-88)	29.3
6. Chris Gaiters vs. Purdue, 10/3/87 (2-57)	28.5
7. Chris Gaiters vs. Purdue, 10/7/1989 (3-77)	25.7
8. Tyrone Carter vs. Indiana, 11/13/99 (2-50)	25.0
9. Tyrone Carter vs. Ohio, 9/4/99 (2-49)	24.5
10. Tutu Atwell vs. Iowa State, 9/13/97 (2-47)	23.5

## SEASON RECORDS

RETURNS		
1. Danny Upchurch, 2002	40	
2. Luke Levenson, 1998	35	
3. Tyrone Carter, 1999	30	
4. Terrence Henderson, 1982	29	
5. Marion Barber III, 2003	28	
6. Lewis Garrison, 1992	27	
7. Bob Thompson, 1950	25	
8. Tellis Redmon, 2000	24	
9. Tutu Atwell, 1997	23	
10. Rodney Heath, 1994	22	
Rick Upchurch, 1973	22	

### RETURN YARDS

1. Marion Barber III, 2003	405
2. Tyrone Carter, 1999	356
3. Tellis Redmon, 2000	315
4. Rick Upchurch, 1973	305
5. Tutu Atwell, 1997	296
6. Paul Giel, 1953	288
7. Danny Upchurch, 2002	287
8. Terrence Henderson, 1982	264
9. Luke Levenson, 1998	257
10. Bob Thompson, 1950	255

### RETURN AVERAGE (MIN. 8 RETURNS)

1. Paul Giel, 1953	16.9
2. Marion Barber III, 2003	14.5
3. Rick Upchurch, 1973	13.9
4. Jim Cairns, 1961	13.3
5. Tutu Atwell, 1997	12.9
6. Rick Upchurch, 1974	12.5
7. Tyrone Carter, 1999	11.9
8. Marcus Sherels, 2008	11.9
9. Chris Gaiters, 1989	11.6
10. Dominic Jones, 2006	11.5

## CAREER RECORDS

RETURNS		
Name	Returns	
1. Rodney Heath, 1993-96	52	
2. Chris Gaiters, 1987-89	51	
3. Marion Barber III, 2001-04	47	
4. Tellis Redmon, 1999-2001	45	
5. Lewis Garrison, 1992-95	44	
6. Sandy Stephens, 1959-61	42	

### RETURN YARDS

Name	Yards	
1. Tellis Redmon, 1999-2001	571	
2. Chris Gaiters, 1987-89	541	
3. Rodney Heath, 1993-96	525	
4. Marion Barber III, 2001-04	515	
5. Rick Upchurch, 1973-74	430	
6. Lewis Garrison, 1992-95	388	

### RETURN AVERAGE (MIN. 20 RETURNS)

Name	Yards	
1. Rick Upchurch, 1973-74	13.4	
2. Tellis Redmon, 1999-2001	12.7	
3. Dominic Jones, 2005-06	10.9	
4. Chris Gaiters, 1987-89	10.6	
5. Marcus Jones, 2011-14	10.1	
Rodney Heath, 1993-96	10.1	

### RETURN TOUCHDOWNS

Name	TDs	
1. Jermaine Mays, 1999-2002	2	
Doug Roalstad, 1967-68	2	

## YEAR-BY-YEAR LEADERS

Year	Player	No	Yds	Avg	TD
1953	Paul Giel	17	288	16.9^	--
1964	Bill Crockett	4	97	24.3	0
1965	Gordon Condo	10	47	4.7	0
1966	Gordon Condo	12	91	7.6	0
1967	Gordon Condo	18	105	5.8	0
1968	Doug Roalstad	18	184	10.2	2
1969	Jeff Wright	12	108	9.0	0
1970	Walter Bowser	18	132	7.3	0
1971	Paul Wright	15	55	3.7	0
1972	Mike White	12	29	2.4	0
1973	Rick Upchurch	22	305	13.9	0
1974	Rick Upchurch	10	125	12.5	0
1975	Tom Luckemeyer	11	47	4.3	0
1976	Bobby Weber	8	90	11.3	0
1977	Bobby Weber	12	101	8.4	0
1978	Elmer Bailey	12	127	10.6	0
1979	Elmer Bailey	10	69	6.9	0
1980	Glenn Cardelli	14	66	4.7	0
1981	Jack Schlichting	20	128	5.8	0
1982	Terrence Henderson	29	264	9.1	0
1983	Fred Hartwig	14	74	5.3	0
1984	Gary Couch	15	162	10.8	0
1985	Andy Hare	9	90	10.0	0
1986	Roselle Richardson	19	144	7.6	0
1987	Chris Gaiters	14	132	9.4	0
1988	Chris Gaiters	17	178	10.5	1
1989	Chris Gaiters	20	231	11.6	0
1990	Sean Lumpkin	20	102	5.1	0
1991	Lewis Garrison	9	57	6.3	0
1992	Lewis Garrison	27	242	9.0	0
1993	Aaron Osterman	21	182	8.7	0
1994	Rodney Heath	22	208	9.4	0
1995	Rodney Heath	16	173	10.8	0
1996	Rodney Heath	14	144	10.3	1
1997	Tutu Atwell	23	296	12.9	0
1998	Luke Levenson	35	257	7.3	1
1999	Tyrone Carter	30	356	11.9	0
2000	Tellis Redmon	24	315	13.1	1
2001	Tellis Redmon	19	202	10.6	0
2002	Danny Upchurch	40	287	7.2	0
2003	Marion Barber III	28	405	14.5	0
2004	Marion Barber III	19	110	5.8	0
2005	Dominic Jones	12	120	10.0	0
2006	Dominic Jones	19	218	11.5	0
2007	Harold Howell	15	72	4.8	0
2008	Marcus Sherels	15	179	11.9	0
2009	Bryant Allen	6	73	12.2	0
2010	Bryant Allen	4	49	12.2	0
2011	Brandon Green	6	24	4.0	0
2012	A.J. Barker	19	135	7.1	0
2013	Marcus Jones	11	115	10.5	1
2014	Craig James	16	139	8.7	0
2015	Craig James	12	-7	-0.6	0
2016	Jalen Myrick	9	44	4.9	0
2017	Drew Hmielewski	5	25	5.0	0
2018	Demetrius Douglas	7	113	16.1	1
2019	Demetrius Douglas	11	37	3.4	0
2020	Phillip Howard	4	4	1.0	0
2021	Brock Annexstad	9	71	7.9	0
2022	Quentin Redding	13	78	6.0	0

^led NCAA



# KICKOFF RETURN RECORDS

**Troy Stoudermire (2008-12)** • NCAA record holder in kickoff returns and kickoff return yardage



**Jay Thomas (2006-09)** •  
season leader in kickoff return average

## RETURNS

**Game:** 9, Troy Stoudermire vs. Iowa, 11/22/08^  
9, Donovan Small vs. Nebraska, 9/17/83^  
**Season:** 43, Troy Stoudermire, 2009  
**Career:** 144, Troy Stoudermire, 2008-12 %

## RETURN YARDS

**Game:** 283, Troy Stoudermire vs. Iowa, 11/22/08^  
**Season:** 1,083, Troy Stoudermire, 2008  
**Career:** 3,615, Troy Stoudermire, 2008-12%

## RETURN AVERAGE

**Game (min. 2 ret.):** 61.0, Rick Upchurch, vs. Wisconsin, 11/23/74  
**Season (min. 10 ret.):** 31.3, Duane Bennett, 2011 (11 returns) and Jay Thomas, 2007 (10 returns)  
**Career (min. 20 ret.):** 27.0, Jakari Wallace, 2003-05 (20 returns)

## TOUCHDOWNS

**Game:** 2, Tutu Atwell vs. Iowa State, 9/13/97+  
**Season:** 2, Tutu Atwell, 1997  
**Career:** 2, Rodney Smith, 2015-19  
2, Marcus Jones, 2011-14  
2, Tutu Atwell, 1994-97

## LONGEST RETURN

100 Rodney Smith vs. Nebraska, 2017 (TD)  
100 Jalen Myrick vs. Northwestern, 2014 (TD)  
100 Jermaine Mays at Indiana, 2000 (TD)  
100 Bobby Weber vs. Ohio State, 1977 (TD)  
100 Rick Upchurch vs. Wisconsin, 1974 (TD)

## FRESHMAN RETURN AVERAGE

28.5, Marcus Jones, 2011 (13 returns)

## SOPHOMORE RETURN AVERAGE

31.3, Jay Thomas, 2007 (10 returns)

## JUNIOR RETURN AVERAGE

27.2, Troy Stoudermire, 2010 (29 returns)

## SENIOR RETURN AVERAGE

31.3, Duane Bennett, 2011 (11 returns)

^ *Big Ten record*  
% *NCAA record*  
+ *Tied NCAA record*

# KICKOFF RETURN RECORDS

## GAME RECORDS (SINCE 1977)

### RETURNS

1. Donovan Small vs. Nebraska, 9/17/83	9^
Troy Stoudermire vs. Iowa, 11/22/08	9^
3. John Lewis vs. San Jose State, 9/12/92	7
Roselle Richardson vs. Michigan State, 11/1/86	7
Tyrone Carter vs. Iowa, 11/23/96	7
6. Shannon Brooks vs. Michigan State, 10/14/17	6
KiAnte Hardin vs. Illinois, 11/21/15	6
Jalen Myrick vs. Purdue, 10/18/14	6
Troy Stoudermire vs. Michigan State, 11/24/12	6
Troy Stoudermire vs. Michigan State, 10/31/09	6
Troy Stoudermire vs. Kansas, 12/31/08	6
Troy Stoudermire vs. Michigan, 11/8/08	6
Harold Howell at Indiana, 10/6/07	6
Rishon Early vs. Purdue, 10/7/95	6
John Lewis at Wisconsin, 11/14/92	6
John Lewis at Michigan, 10/24/92	6
Chris Gaiters vs. Michigan, 11/18/89	6
Steve Rhem vs. Nebraska, 9/23/89	6
Melvin A. Anderson at Indiana, 10/8/83	6
Melvin A. Anderson at Ohio State, 10/1/83	6

### RETURN YARDS

1. Troy Stoudermire vs. Iowa, 11/22/08	283^
2. Tutu Atwell vs. Iowa State, 9/13/97	225
3. John Lewis vs. San Jose State, 9/12/92	223
4. Troy Stoudermire vs. Michigan State, 10/31/09	192
5. John Lewis at Michigan, 10/14/92	178
6. Troy Stoudermire vs. Kansas, 12/31/08	174
7. KiAnte Hardin vs. Illinois, 11/21/15	165
8. Donovan Small vs. Nebraska, 9/17/83	159
Marcus Jones at Purdue, 10/8/11	159
10. Marcus Jones at TCU, 9/13/14	152

### RETURN AVERAGE (MIN. 2 RETURNS)

1. Duane Bennett vs. Wisconsin, 11/12/11 (2-141)	70.5
2. Rodney Smith vs. Rutgers, 10/22/16 (2-119)	59.5
3. Robert Weber at Ohio State, 9/17/77 (2-113)	56.5
4. Tutu Atwell vs. Iowa State, 9/13/97 (4-225)	56.3
5. Troy Stoudermire at Illinois, 11/13/10 (2-112)	56.0
Dana Noel at Illinois, 11/1/80 (2-112)	56.0
7. Jakari Wallace at Penn State, 10/1/05 (2-103)	51.5
8. Jay Thomas at Florida Atlantic, 9/15/07 (3-140)	46.7
9. Melvin A. Anderson vs. Northwestern, 10/11/86 (3-138)	46.0
10. Rodney Smith vs. Nebraska (11/11/77) (3-135)	45.0

## SEASON RECORDS

### RETURNS

1. Troy Stoudermire, 2009	43
2. Troy Stoudermire, 2008	42
3. Dominic Jones, 2006	32
Tutu Atwell, 1997	32
5. Harold Howell, 2007	30
6. Troy Stoudermire, 2010	29
John Lewis, 1992	29
8. Chris Gaiters, 1988	27
Melvin Anderson, 1984	27
10. Marcus Jones, 2013	25
Rafael Cooper, 1995	25

### RETURN YARDS

1. Troy Stoudermire, 2008	1,083
2. Troy Stoudermire, 2009	1,057
3. Troy Stoudermire, 2010	789
4. Dominic Jones, 2006	786
5. Tutu Atwell, 1997	776

6. John Lewis, 1992	755
7. Harold Howell, 2007	693
8. Marcus Jones, 2013	622
9. Chris Gaiters, 1988	612
10. Melvin Anderson, 1984	603

### RETURN AVERAGE (MIN. 10 RETURNS)

1. Jay Thomas, 2007	31.3
Duane Bennett, 2011	31.3
3. Marcus Jones, 2011	28.5
4. Jalen Myrick, 2014	28.2
5. Bobby Weber, 1977	27.4
6. Troy Stoudermire, 2010	27.2
7. Jakari Wallace, 2005	27.0
8. Tyrone Carter, 1999	26.7
9. KiAnte Hardin, 2016	26.0
John Lewis, 1992	26.0

### RETURN TOUCHDOWNS

1. Tutu Atwell, 1997	2
----------------------	---

## CAREER RECORDS

### RETURNS

1. Troy Stoudermire, 2008-12	144%
Melvin Anderson, 1983-86	93
3. Tyrone Carter, 1996-99	66
4. Chris Gaiters, 1987-89	65
5. Rishon Early, 1993-95	60
6. Marcus Jones, 2011-14	52
7. Bobby Weber, 1974-77	49
8. Jalen Myrick, 2013-16	47
9. Jermaine Mays, 1998-2002	39
10. Rafael Cooper, 1994-95	38
John Lewis, 1990-92	38

### RETURN YARDS

1. Troy Stoudermire, 2008-12	3,615%
2. Melvin Anderson, 1983-86	1,965
3. Tyrone Carter, 1996-99	1,459
4. Chris Gaiters, 1987-89	1,418
5. Marcus Jones, 2011-14	1,311
6. Rishon Early, 1993-95	1,265
7. Bobby Weber, 1974-77	1,095
8. Jalen Myrick, 2013-16	1,052
9. John Lewis, 1990-92	930
10. Jermaine Mays, 1998-2002	849

### RETURN AVERAGE (MIN. 20 RETURNS)

1. Jakari Wallace, 2003-05	27.0
2. Rodney Smith, 2015-19	26.6
3. George Honza, 1970-72	25.3
4. Marcus Jones, 2011-14	25.2
5. Troy Stoudermire, 2008-12	25.1
6. Bobby Weber, 1974-77	24.9
7. Dominic Jones, 2005-06	24.7
8. Jalen Myrick, 2013-16	24.5
John Lewis, 1990-92	24.5
10. Tutu Atwell, 1994-94	24.3

### RETURN TOUCHDOWNS

1. Rodney Smith, 2015-19	2
Marcus Jones, 2011-14	2
Tutu Atwell, 1994-97	2

^ Big Ten record, % NCAA record

## YEAR-BY-YEAR LEADERS

Year	Player	No	Yds	Avg	TD
1964	Bill Crockett	4	112	28.0	0
1965	Curtis Wilson	12	296	24.6	0
1966	Hubert Bryant	11	204	18.5	0
1967	Hubert Bryant	6	89	14.8	0
1968	George Kemp	13	215	16.5	0
1969	Walter Bowser	12	292	24.3	0
1970	Walter Bowser	10	211	21.1	0
1971	George Honza	15	288	19.2	0
1972	Vince Fuller	21	414	19.7	0
1973	Rick Upchurch	20	356	17.8	0
1974	Rick Upchurch	20	440	22.0	1
1975	Bobby Weber	14	327	23.4	0
1976	Bobby Weber	21	383	18.2	0
1977	Bobby Weber	13	356	27.4	1
1978	Keith Edwards	12	249	20.7	0
1979	Glenn Lewis	23	490	21.3	0
1980	Dana Noel	9	240	26.7	1
1981	Manny Henry	14	311	22.2	0
1982	Kerry Glenn	21	439	20.9	0
1983	Melvin Anderson	24	468	19.5	0
1984	Melvin Anderson	27	603	22.3	0
1985	Melvin Anderson	18	356	19.8	0
1986	Melvin Anderson	22	538	24.5	1
1987	Chris Gaiters	19	443	23.3	0
1988	Chris Gaiters	27	612	22.7	0
1989	Chris Gaiters	19	363	19.1	0
1990	Fred Foggie	24	488	20.3	0
1991	Chuck Rios	11	227	20.6	0
1992	John Lewis	29	755	26.0	1
1993	Rishon Early	16	338	21.1	0
1994	Rishon Early	16	377	23.5	0
1995	Rafael Cooper	25	537	21.6	0
1996	Rishon Early	16	338	21.1	0
1997	Tutu Atwell	32	776	24.3	2*
1998	Tyrone Carter	13	347	26.7	1
1999	Tyrone Carter	17	300	17.6	0
2000	Jermaine Mays	21	497	23.7	1
2001	Tellis Redmon	16	308	19.2	0
2002	Antoine Burns	12	244	20.3	0
2003	Laurence Maroney	16	413	25.8	1
2004	Marion Barber III	10	206	20.6	0
2005	Jakari Wallace	20	540	27.0	0
2006	Dominic Jones	32	786	24.6	1
2007	Harold Howell	30	693	23.1	0
2008	Troy Stoudermire	42*	1,083*	25.3	0
2009	Troy Stoudermire	43*	1,057*	24.6	0
2010	Troy Stoudermire	29	789	27.2	0
2011	Marcus Jones	13	370	28.5	1
2012	Troy Stoudermire	22	513	23.3	0
2013	Marcus Jones	25	622	24.9	0
2014	Jalen Myrick	18	508	28.2	1
2015	Jalen Myrick	12	257	21.4	0
2016	Jalen Myrick	13	287	22.1	0
2017	Shannon Brooks	18	347	19.3	0
2018	Demetrius Douglas	24	594	24.8	0
2019	Demetrius Douglas	8	133	16.6	0
2020	Cam Wiley	11	176	16.0	0
2021	Mar'Keise Irving	8	194	24.3	0
2022	Quentin Redding	20	508	25.4	0

\* Led Big Ten





# PUNTING RECORDS

**Peter Mortell (2012-15)** • career punt average leader



**Adam Kelly (1983-85)** •  
season punt average leader

## PUNTS

**Game:** 13, Paul Blanchard vs. Nebraska, 9/17/83  
13, Walter Bowser vs. Michigan State, 11/15/69  
**Season:** 80, Ryan Rindels, 1998  
80, Terry Simmons, 1977  
**Career:** 229, Justin Kucek, 2005-08

## YARDS

**Game:** 511, Adam Kelly vs. Nebraska, 19/15/84 (11 punts)  
**Season:** 3,215, Peter Mortell, 2015 (74 punts)  
**Career:** 9,461, Justin Kucek, 2005-08 (229 punts)

## AVERAGE

**Game (Min. 7 punts):** 53.6, Adam Kelly vs. Northwestern,  
1984 (7 punts)  
**Season:** 46.2, Adam Kelly, 1984 (59 punts)  
**Career:** 44.0, Peter Mortell, 2012-15  
(203 punts)

## FRESHMAN RECORDS

**Punts:** 49, Dan Orseske, 2010; Brent Herbel, 1986  
**Average:** 40.4, Brent Herbel, 1986

## SOPHOMORE RECORDS

**Punts:** 80, Terry Simmons, 1977  
**Average:** 44.5, Preston Gruening, 2000

## JUNIOR RECORDS

**Punts:** 80, Ryan Rindels, 1998  
**Average:** 46.2, Adam Kelly, 1984

## SENIOR RECORDS

**Punts:** 74, Peter Mortell, 2015  
74, Justin Kucek, 2008  
**Average:** 43.4, Peter Mortell, 2015

## LONGEST PUNTS

88 Dave Baldrige vs. Utah, 9/23/67  
83 Adam Kelly vs. Iowa, 11/17/84  
73 Paul Blanchard vs. Michigan State, 11/14/81  
68 Ryan Santoso vs. Michigan State, 10/14/17  
68 Dan Orseske, vs. Iowa, 10/29/11  
68 Ryan Rindels vs. Memphis, 10/4/97  
66 Peter Mortell vs. Nebraska, 10/17/16  
66 Paul Blanchard vs. Iowa, 10/23/82  
65 Peter Mortell at Northwestern, 10/3/16  
65 Preston Gruening vs. UL Monroe, 9/2/00  
65 Mike Perfetti vs. Indiana, 9/11/71  
65 Dave Baldrige vs. SMU, 10/7/67  
64 Ryan Santoso vs. Middle Tennessee, 9/16/17  
64 Peter Mortell vs. Ohio State, 11/15/14  
64 Paul Blanchard vs. Ohio State, 11/6/82  
63 Christian Eldred at Illinois, 11/10/12  
63 Brent Herbel vs. Northwestern, 10/14/89  
63 Blake Haudan vs. South Dakota State, 11/14/09  
62 Peter Mortell vs. Penn State, 11/9/13  
62 Tim Grate vs. Michigan, 10/28/95

# PUNTING RECORDS

## GAME RECORDS (SINCE 1977)

### PUNTING AVERAGE (MIN. 3 PUNTS)

1. Adam Kelly vs. Iowa, 11/17/84 (5-282)	56.4
2. Adam Kelly vs. Northwestern, 10/20/84 (7-375)	53.6
3. Peter Mortell vs. Ohio State, 11/15/14 (5-259)	51.8
4. Ryan Santoso vs. Maryland, 9/30/17 (3-155)	51.7
Justin Kucek vs. Purdue, 9/22/07 (3-155)	51.7
<b>6. Mark Crawford at Purdue, 10/2/21 (6-308)</b>	<b>51.3</b>
7. Peter Mortell vs. Eastern Illinois, 8/28/14 (5-256)	51.2
8. Peter Mortell vs. Nebraska, 10/17/15 (5-255)	51.0
Peter Mortell at Wisconsin, 11/29/14 (7-357)	51.0
10. Justin Kucek vs. Iowa, 11/18/06 (3-152)	50.7

### PUNTS

1. Paul Blanchard vs. Nebraska, 9/17/83	13
2. Christian Eldred at Nebraska, 11/17/12	11
Ryan Rindels at Houston, 9/12/98	11
Steve Kempf at Ohio State, 11/2/96	11
Adam Kelly at Nebraska, 9/15/84	11
6. Dan Orseske at Michigan, 10/1/11	10
Ryan Rindels vs. Michigan State, 10/24/98	10
Dean Kaufman at Wisconsin, 11/3/90	10
Brent Herbel vs. Nebraska, 9/23/89	10
Brent Herbel at Ohio State, 10/25/86	10
Adam Kelly vs. Oklahoma, 9/28/85	10
Adam Kelly vs. Michigan, 11/12/83	10
Terrence Simmons vs. Michigan State, 11/5/77	10

### PUNTING YARDAGE

1. Adam Kelly at Nebraska, 9/15/84	511
2. Paul Blanchard vs. Nebraska, 9/17/83	494
3. Adam Kelly vs. Oklahoma, 9/28/85	435
4. Peter Mortell at Colorado State, 9/12/15	425
5. Brent Herbel at Ohio State, 10/25/86	417
6. Steve Kempf at Ohio State, 11/2/96	413
7. Adam Kelly vs. Michigan, 11/12/83	412
8. Justin Kucek vs. Ohio State, 9/29/07	402
9. Dean Kaufman at Wisconsin, 11/3/90	397
10. Ryan Santoso at Michigan, 11/4/17	388

## SEASON RECORDS

### PUNTING AVERAGE

1. Adam Kelly, 1984	46.2
2. Peter Mortell, 2014	45.1
3. Preston Gruening, 2000	44.5
4. Peter Mortell, 2015	43.4
5. Ryan Santoso, 2017	43.0
6. Peter Mortell, 2013	43.3
7. Justin Kucek, 2007	42.7
8. Blake Haudan, 2009	42.6
9. Justin Kucek, 2008	41.9
<b>10. Mark Crawford, 2021</b>	<b>41.7</b>

### PUNTS

1. Ryan Rindels, 1998	80
Terry Simmons, 1977	80
3. Ryan Santoso, 2016	77
Frank Mosko, 1973	77
5. Don Roedel, 1950	75
6. Peter Mortell, 2015	74
Justin Kucek, 2008	74
8. Dean Kaufman, 1991	71
9. Ryan Rindels, 1999	69
10. Ryan Rindels, 1997	68

### PUNTING YARDAGE

1. Peter Mortell, 2015	3,215
2. Ryan Santoso, 2016	3,151

3. Justin Kucek, 2008	3,103
4. Ryan Rindels, 1998	3,041
5. Peter Mortell, 2014	3,025
6. Ryan Santoso, 2017	2,838
7. Frank Mosko, 1973	2,835
8. Ryan Rindels, 1999	2,832
9. Don Roedel, 1950	2,798
10. Ryan Rindels, 1997	2,747

## CAREER RECORDS

### PUNTING AVERAGE (MINIMUM 50 PUNTS)

1. Peter Mortell, 2012-15	44.0
2. Adam Kelly, 1983-85	43.3
3. Blake Haudan, 2006-09	42.6
4. Preston Gruening, 1999-2002	41.9
5. Ryan Santoso, 2014-17	41.8
6. Justin Kucek, 2005-08	41.3
7. Mike Perfetti, 1970-71	41.1
<b>8. Mark Crawford, 2020-present</b>	<b>40.6</b>
9. Ryan Rindels, 1997-99	39.7
10. Jacob Herbers, 2016-19	39.6
Rhys Lloyd, 2003-04	39.6

### PUNTS

1. Justin Kucek, 2005-08	229
2. Ryan Rindels, 1997-99	217
3. Brent Herbel, 1986-89	215
4. Peter Mortell, 2012-15	203
5. Dean Kaufman, 1990-92	185
Frank Mosko, 1973-75	185
7. Paul Blanchard, 1981-83	166
8. Preston Gruening, 1999-2002	158
9. Tom Smith, 1978-80	148
10. Ryan Santoso, 2014-17	144

## ALL-TIME TOP 5 PUNTERS

Year	No	Yds	Avg
<b>1. PETER MORTELL</b>			
2013	62	2,687	43.3
2014	67	3,025	45.1
2015	74	3,215	43.4
<b>Total</b>	<b>203</b>	<b>8,927</b>	<b>44.0</b>
<b>2. ADAM KELLY</b>			
1983	23	926	40.3
1984	59	2,728	46.2
1985	54	2,229	41.3
<b>Total</b>	<b>136</b>	<b>5,883</b>	<b>43.3</b>
<b>3. BLAKE HAUDAN</b>			
2006	0	0	0.0
2007	0	0	0.0
2008	0	0	0.0
2009	62	2,639	42.6
<b>Total</b>	<b>62</b>	<b>2,639</b>	<b>42.6</b>
<b>4. PRESTON GRUENING</b>			
2000	50	2,222	44.5
2001	51	2,109	41.4
2002	57	2,282	40.0
<b>Total</b>	<b>158</b>	<b>6,613</b>	<b>41.9</b>
<b>5. RYAN SANTOSO</b>			
2014	0	0	0.0
2015	1	29	29.0
2016	77	3,151	40.9
2017	66	2,838	43.0
<b>Total</b>	<b>144</b>	<b>6,018</b>	<b>41.8</b>

## YEAR-BY-YEAR LEADERS

Year	Player	No	Avg
1950	Don Roedel	75	37.3
1951	Paul Giel	34	34.5
1952	Paul Giel	56	37.5
1953	Paul Giel	24	34.8
1954	Geno Cappelletti	20	37.9
1955	Kelvin Kleber	33	40.8
1956	Rhody Tuszka	17	37.4
1957	Kelvin Kleber	19	38.5
1958	Thomas Robbins	44	37.0
1959	Thomas Robbins	44	38.9
1960	Sandy Stephens	47	35.5
1961	Sandy Stephens	41	29.0
1962	Jerry Jones	51	35.4
1963	Stanton Skei	57	36.5
1964	Bruce Van de Walker	32	34.1
1965	Bruce Van de Walker	38	36.9
1966	Dave Baldrige	59	37.1
1967	Dave Baldrige	65	40.2
1968	Wait Bowser	33	39.9
1969	Wait Bowser	37	39.8
1970	Wait Bowser	44	35.5
1971	Mike Perfeth	60	41.6
1972	Todd Randall	63	35.0
1973	Frank Mosko	77	36.8
1974	Frank Mosko	58	37.8
1975	Frank Mosko	50	38.5
1976	Steve Tobin	56	36.1
1977	Terry Simmons	80	32.9
1978	Tom Smith	60	36.3
1979	Tom Smith	54	37.1
1980	Tom Smith	34	34.3
1981	Paul Blanchard	58	38.7
1982	Paul Blanchard	50	41.0
1983	Paul Blanchard	58	35.7
1984	Adam Kelly	59	46.2
1985	Adam Kelly	54	41.3
1986	Brent Herbel	49	40.4
1987	Brent Herbel	52	38.8
1988	Brent Herbel	58	38.9
1989	Brent Herbel	56	36.9
1990	Dean Kaufman	56	37.1
1991	Dean Kaufman	71	38.1
1992	Dean Kaufman	58	39.2
1993	Ron Holty	31	35.6
1994	Mike Kimbell	48	39.0
1995	Tim Grate	21	39.8
1996	Steve Kempf	47	38.2
1997	Ryan Rindels	68	40.4
1998	Ryan Rindels	80	38.0
1999	Ryan Rindels	62	41.0
2000	Preston Gruening	46	45.2^
2001	Preston Gruening	51	41.4
2002	Preston Gruening	57	40.0
2003	Rhys Lloyd	40	39.2
2004	Rhys Lloyd	56	39.8
2005	Justin Kucek	37	39.4
2006	Justin Kucek	56	40.3
2007	Justin Kucek	62	42.7
2008	Justin Kucek	74	41.9
2009	Blake Haudan	62	42.6
2010	Dan Orseske	49	36.1
2011	Dan Orseske	57	37.0
2012	Christian Eldred	67	38.1
2013	Peter Mortell	62	43.3
2014	Peter Mortell	67	45.1*
2015	Peter Mortell	74	43.4
2016	Ryan Santoso	77	40.9
2017	Ryan Santoso	66	43.0
2018	Jacob Herbers	51	41.2
2019	Jacob Herbers	42	38.3
2020	Mark Crawford	17	37.8
2021	Mark Crawford	47	41.7
2022	Mark Crawford	46	40.6

^ led NCAA | \* Led Big Ten

# SCORING RECORDS

Omar Douglas (1990-93) • game record for points with 30 set in 1993



**Dan Nystrom (1999-2002)** •  
career leader in points

## POINTS

**Game:** 30, Omar Douglas vs. Purdue, 10/9/93  
**Season:** 114, Gary Russell, 2005  
**Career:** 367, Dan Nystrom, 1999-2002@  
**Career (non-kicker):** 318, Mohamed Ibrahim, 2018-22  
**Freshman Points:** 92, Dan Nystrom, 1999  
**Sophomore Points:** 114, Gary Russell, 2005  
**Junior Points:** 101, Rhys Lloyd, 2003  
**Senior Points:** 102, Dan Nystrom, 2002

## TOUCHDOWNS

**Quarter:** 3, Mohamed Ibrahim, 2Q at Maryland, 10/30/20  
 3, Tyler Johnson, 4Q vs. Michigan State, 10/14/17  
 3, Logan Payne, 1Q vs. Temple, 9/16/06  
**Half:** 4, Mohamed Ibrahim, 1H at Maryland, 10/30/20  
 4, Logan Payne, 1H vs. Temple, 9/16/06  
 4, Darrell Thompson, 1H vs. Bowling Green, 9/13/86  
**Game:** 5, Omar Douglas vs. Purdue, 10/9/93  
**Season:** 20, Mohamed Ibrahim, 2022 (all rushing TDs)  
**Career:** 53, Mohamed Ibrahim, 2018-22 (all rushing TDs)

## EXTRA POINTS

**Game:** 9, Jason Giannini vs. Indiana, 11/4/06  
 9, Rhys Lloyd vs. Toledo, 9/4/04  
 9, Dan Nystrom vs. Murray State, 10/29/01  
**Season:** 59, Rhys Lloyd, 2003  
**Career:** 154, Dan Nystrom, 1999-2002 (158 att.)

## EXTRA POINT ACCURACY

**Season:** Several tied at 1,000, last by  
 Matthew Trickett (46-46), 2022  
**Career:** .991, 117-118, Emmit Carpenter, 2015-18  
**Consecutive PAT conversions:** 83, Dan Nystrom,  
 11/4/00-12/30/02

## FIELD GOALS

**Game:** 5, Adam Bailey vs. Penn State, 10/18/97^  
 5, Dan Nystrom, 12/30/02^  
**Season:** 25, Dan Nystrom, 2000#  
**Career:** 71, Dan Nystrom, 1999-2002  
**Career Pct.:** .791 (53-of-67), Emmit Carpenter, 2015-18

*^Tied modern day Big Ten record  
 # Tied Big Ten season record  
 \$ Big Ten record  
 @ Big Ten record for kick scoring*

## LONGEST SCORING PLAYS

**Kickoff Return:**  
 100, Rodney Smith, vs. Nebraska, 11/11/17  
 100, Jalen Myrick vs. Northwestern, 10/11/14  
 100, Jermaine Mays vs. Indiana, 10/21/00  
 100, Bobby Weber vs. Ohio State, 9/17/77  
 100, Rick Upchurch vs. Wisconsin, 11/23/74

**Punt Return:** 83, Tellis Redmon vs. Northwestern,  
 10/28/2000

**Rush:** 98, Darrell Thompson vs. Michigan, 11/7/87

**Pass Play:** 96, Asad Abdul-Khaliq to Jared Ellerson  
 at Northwestern, 10/4/03

**Field Goal:** 62, Chip Lohmiller vs. Iowa, 11/22/86  
*(longest indoor made field goal in FBS history)*

**Interception Return:** 99, Gary Hohman vs. Nebraska,  
 10/4/69

**Fumble Return:** 88, Marcus Sherels vs. Wisconsin,  
 10/3/09

# SCORING RECORDS

## POINTS

### GAME SCORING

	TD	XP	2PT	Saf	FG	Pts
1. Omar Douglas vs. Purdue, 10/9/93	5	0	0	0	0	30
2. Mohamed Ibrahim at Illinois, 11/7/20	4	0	0	0	0	24
Mohamed Ibrahim at Maryland, 10/30/19	4	0	0	0	0	24
Mitch Leidner vs. San Jose State 9/21/13	4	0	0	0	0	24
Logan Payne vs. Temple, 9/16/06	4	0	0	0	0	24
Marion Barber III vs. Ohio, 9/13/03	4	0	0	0	0	24
Darrell Thompson vs. Bowling Green, 9/13/86	4	0	0	0	0	24
John King vs. Iowa, 10/21/72	4	0	0	0	0	24
Jim Carter at Iowa, 11/1/69	4	0	0	0	0	24
Curtis Wilson vs. Indiana, 11/18/67	4	0	0	0	0	24

### SEASON SCORING

	TD	XP	2PT	FG	PTS
1. Mohamed Ibrahim, 2022	20	0	0	0	120
2. Gary Russell, 2005	19	0	0	0	114
3. Emmitt Carpenter, 2016	0	43	0	22	109
Dan Nystrom, 2000	0	34	0	25	109
5. Rodney Smith, 2016	17	0	0	0	102
Marion Barber III, 2003	17	0	0	0	102
Dan Nystrom, 2002	0	42	0	20	102
8. Rhys Lloyd, 2003	0	59	0	14	101
9. Emmitt Carpenter, 2018	0	43	0	17	94
10. Dan Nystrom, 1999	0	41	0	17	92

### CAREER SCORING (MIN. 200 POINTS)

	TD	XP	2PT	FG	PTS
1. Dan Nystrom, 1999-2002	0	154	0	71	367
2. Mohamed Ibrahim, 2018-22	53	0	0	0	318
3. Emmitt Carpenter, 2015-18	0	117	0	53	276
4. Chip Lohmiller, 1984-87	0	97	0	57	268
5. Darrell Thompson, 1986-89	43	0	2	0	262
6. Marion Barber, 1977-80	36	0	1	0	218
Paul Rogind, 1976-79	0	86	0	44	218
8. Jim Gallery, 1980-83	0	96	0	49	216
9. Marion Barber III, 2001-04	35	0	0	0	210
10. Mike Chalberg, 1991-95	0	85	0	41	208
11. Laurence Maroney, 2003-05	34	0	0	0	204
12. Mitch Leidner, 2013-16	33	0	1	0	200

### CAREER KICK SCORING

	XP	FG	PTS
1. Dan Nystrom, 1999-2002	154-158	71-94	367
2. Emmitt Carpenter, 2015-18	117-118	53-67	276
3. Chip Lohmiller, 1984-87	97-99	57-75	268
4. Paul Rogind, 1976-79	86-88	44-71	218
5. Jim Gallery, 1980-83	96-106	40-63	216
6. Mike Chalberg, 1991-95	85-88	41-59	208

## TOUCHDOWNS

### GAME TOUCHDOWNS (MIN. 3 TDs)

1. Omar Douglas vs. Purdue, 10/9/93	5
2. Mohamed Ibrahim at Illinois, 11/7/20	4
Mohamed Ibrahim at Maryland, 10/30/20	4
Mitch Leidner vs. San Jose St. 9/21/13	4
Logan Payne vs. Temple, 9/16/06	4

Marion Barber III at Ohio, 9/13/03	4
Darrell Thompson vs. Bowling Green, 9/13/86	4
John King vs. Iowa, 10/21/72	4
Jim Carter at Iowa, 11/1/69	4
Curtis Wilson vs. Indiana, 11/18/67	4
11. Mohamed Ibrahim vs. Northwestern, 11/12/22	3
Mohamed Ibrahim vs. Rutgers, 10/29/22	3
Mohamed Ibrahim vs. Colorado, 9/17/22	3
Trey Potts at Colorado, 9/18/21	3
Mohamed Ibrahim vs. Purdue, 11/20/20	3
Rashod Bateman at Northwestern, 11/23/19	3
Mohamed Ibrahim vs. Nebraska, 10/12/19	3
Tyler Johnson vs. Georgia Southern, 9/14/19	3
Tyler Johnson vs. Miami (Ohio), 9/15/18	3
Kobe McCrary vs. Nebraska, 11/11/17	3
Demry Croft vs. Nebraska, 11/11/17	3
Tyler Johnson vs. Michigan State, 10/14/17	3
Kobe McCrary vs. Middle Tennessee 9/16/17	3
Shannon Brooks at Oregon State, 9/9/17	3
Rodney Smith vs. Purdue, 11/5/16	3
Shannon Brooks at Illinois, 11/21/15	3
David Cobb vs. Ohio State, 11/15/14	3
Max Williams vs. Iowa, 11/8/14	3
A.J. Barker vs. Western Michigan, 9/15/12	3
Da'Jon McKnight at Michigan St., 11/5/11	3
Da'Jon McKnight vs. Penn State, 10/23/10	3
Duane Bennett at Northwestern, 9/26/09	3
DeLeon Eskridge vs. Montana St., 9/13/08	3
Ernie Wheelwright at Northwestern, 10/13/07	3
Alex Daniels at Kent State, 8/31/06	3
Gary Russell at Indiana, 11/5/05	3
Gary Russell vs. Purdue, 9/24/05	3
Laurence Maroney vs. Florida Atlantic, 9/17/05	3
Laurence Maroney vs. Iowa, 11/13/04	3
Thomas Tapeh vs. Oregon, 12/31/03	3
Marion Barber III vs. Tulsa, 8/30/03	3
Ben Utecht at Louisiana, 9/7/02	3
Thomas Hamner vs. UL Monroe, 9/11/99	3
Tutu Atwell vs. Iowa State, 9/13/97	3
Chris Darkins vs. Purdue, 10/7/95	3
Jay Carroll vs. Ohio State, 11/7/81	3
Rick Upchurch vs. North Dakota, 9/21/74	3
Mike Jones at Northwestern, 11/3/73	3

### TOUCHDOWNS IN CONSECUTIVE GAMES

1. Mohamed Ibrahim, 10/30/20-11/7/20	8
(4 at Maryland, 4 at Illinois)	

### SEASON TOUCHDOWNS

1. Mohamed Ibrahim, 2022	20
2. Gary Russell, 2005	19
3. Rodney Smith, 2016	17
Marion Barber III, 2003	17
5. Mohamed Ibrahim, 2020	15
6. Tyler Johnson, 2019	13
David Cobb, 2014	13
Thomas Hamner, 1999	13
Chris Darkins, 1994	13
Darrell Thompson, 1987	13
Jim Perkins, 1976	13

### CAREER TOUCHDOWNS (MIN. 25 TDs)

1. Mohamed Ibrahim, 2018-present	53
2. Darrell Thompson, 1986-89	43
3. Marion Barber, 1977-80	36
4. Marion Barber III, 2001-04	35
5. Laurence Maroney, 2003-05	34
6. Tyler Johnson, 2016-19	33
Mitch Leidner, 2013-16	33
8. Rodney Smith, 2015-19	31

Ron Johnson, 1998-2001	31
10. Ernie Wheelwright, 2004-07	26
Chris Darkins, 1992-95	26
Rickey Foggie, 1984-87	26
13. Eric Decker, 2006-09	25
Thomas Hamner, 1996-99	25

## FIELD GOALS

### GAME FIELD GOALS MADE

1. Dan Nystrom vs. Arkansas, 12/30/02	5
(FG Lengths: 24, 45, 21, 22, 29)	
Adam Bailey vs. Penn State, 10/18/97	5
(52, 23, 32, 50, 33)	
3. Emmitt Carpenter at Penn State, 10/1/16	4
(35, 37, 37, 46)	
Ryan Santoso vs. Michigan, 10/31/2005	4
(23, 30, 32, 47)	
Dan Nystrom vs. Penn State, 10/6/2000	4
(23, 28, 24, 24)	
Adam Bailey vs. Ball State, 9/14/96	4
(20, 28, 46, 30)	
Mike Chalberg vs. San Diego State, 9/17/94	4
(40, 27, 44, 39)	
Mike Chalberg vs. Pacific, 9/10/94	4
(28, 39, 39, 40)	
Brent Berglund vs. Purdue, 10/6/90	4
(26, 47, 25, 26)	
Chip Lohmiller vs. Indiana, 10/18/86	4
(55, 45, 27, 21)	
Jim Gallery vs. Iowa, 10/24/81	4
(52, 31, 33, 27)	
Jim Gallery vs. Indiana, 10/17/81	4
(20, 57, 24, 48)	
Paul Rogind vs. Washington, 10/1/77	4
(38, 16, 31, 32)	

### SEASON FIELD GOALS MADE

1. Dan Nystrom, 2000	25^
2. Emmitt Carpenter, 2016	22
3. Dan Nystrom, 2002	20
4. Paul Rogind, 1977	18
5. Matthew Trickett, 2021	17
Emmitt Carpenter, 2018	17
Ryan Santoso, 2015	17
Dan Nystrom, 1999	17
Mike Chalberg, 1994	17
Aaron Piepkorn, 1992	17

^ Led NCAA

### SEASON FIELD GOAL ACCURACY (SINCE 1977; MIN. 10 ATT.)

1. Dan Nystrom, 2002	(20-21) .952^
2. Emmitt Carpenter, 2016	(22-24) .917
3. Chip Lohmiller, 1987	(16-19) .842
4. Matthew Trickett, 2022	(15-18) .833
5. Chip Lohmiller, 1985	(13-16) .813
6. Ryan Santoso, 2015	(17-21) .810
Dan Nystrom, 1999	(17-21) .810
8. Mike Chalberg, 1995	(11-14) .786
9. Chris Hawthorne, 2013	(14-18) .778
Rhys Lloyd, 2003	(14-18) .778

^ Led NCAA

### CAREER FIELD GOALS (MIN. 20 FG MADE)

1. Dan Nystrom, 1999-2002	71
2. Chip Lohmiller, 1984-87	57
3. Emmitt Carpenter, 2015-18	53
4. Paul Rogind, 1976-79	44
5. Mike Chalberg, 1991-95	41

# SCORING RECORDS

6. Jim Gallery, 1980-83	40
7. Adam Bailey, 1996-98	38
8. Brent Berglund, 1988-90	35
9. Matthew Trickett, 2021-22	32
10. Ryan Santos, 2014-17	29
11. Rhys Lloyd, 2003-04	26
12. Eric Ellestad, 2007-10	24
13. Joel Monroe, 2005-08	22
14. Jason Giannini, 2005-07	21
15. Chris Hawthorne, 2011-13	20
Jordan Wettstein, 2011-12	20
Aaron Piepkorn, 1989, 1991-92	20

## CAREER FIELD GOAL ACCURACY (MIN. 25 ATT.)

1. Emmitt Carpenter, 2015-18	.791 (53-67)
2. Chip Lohmiller, 1984-87	.760 (57-75)
3. Joel Monroe, 2005-08	.759 (22-29)
4. Dan Nystrom, 1999-2002	.755 (71-94)
5. Matthew Trickett, 2021-22	.7442 (32-43)
6. Ryan Santos, 2014-17	.7436 (29-39)
7. Chris Hawthorne, 2011-13	.741 (20-27)
8. Rhys Lloyd, 2003-04	.722 (26-36)
9. Adam Bailey, 1996-98	.717 (38-53)

## CONSECUTIVE FIELD GOALS MADE

1. Dan Nystrom, 9/28/02-12/30/02	16
2. Dan Nystrom, 10/9/99-9/2/00	14
3. Dan Nystrom, 9/30/00-10/21/00	13
4. Emmitt Carpenter, 10/22/16-12/27/16	12
5. Chip Lohmiller, 10/19-11/23/85	10
6. Emmitt Carpenter, 9/1/16-10/1/16	9
Adam Bailey, 9/14-10/19/96	9
7. Joel Monroe, 10/27/07-9/20/08	7
Ryan Santos, 9/27-10/25/14	7
Paul Rogind, 10/1-10/22/77	7

## LONGEST FIELD GOALS (MIN. 50 YARDS)

1. Chip Lohmiller vs. Iowa, 11/22/86 (I)	62^
2. Jim Gallery vs. Indiana, 10/17/81 (O)	57
Paul Rogind vs. Illinois, 10/27/79 (O)	57
4. Chip Lohmiller vs. Indiana, 10/18/86 (I)	55
5. Joel Monroe vs. Iowa, 11/10/07 (O)	54
Rhys Lloyd vs. Louisiana, 9/20/03 (I)	54
7. Emmitt Carpenter vs. Fresno State, 9/8/18 (O)	53
Emmitt Carpenter vs. Purdue, 11/5/16 (O)	53
Chip Lohmiller vs. Wisconsin, 11/14/87 (I)	53
Jim Gallery vs. Washington State, 9/25/82 (I)	53
11. Emmitt Carpenter, vs. Purdue, 11/5/16 (O)	52
Ryan Santos vs. Purdue, 10/18/14 (O)	52
Rhys Lloyd vs. Troy State, 9/6/03 (I)	52
Dan Nystrom at Purdue, 9/23/00 (O)	52
Adam Bailey vs. Penn State, 10/18/97 (O)	52
Adam Bailey vs. Iowa State, 9/13/97 (I)	52
Jim Gallery vs. Iowa, 10/24/81 (O)	52
Steve Goldberg vs. Ohio State, 9/14/74 (O)	52
19. Dan Nystrom vs. Indiana, 11/13/99 (I)	51
Jordan Wettstein vs. Illinois, 11/26/11 (O)	51
21. Matthew Trickett at Wisconsin, 11/26/22 (O)	50
Matthew Trickett vs. Miami (OH), 9/11/21 (O)	50
Emmitt Carpenter vs. Fresno State, 9/8/18 (O)	50
Ryan Santos at Colo. State, 9/12/15 (O)	50
Adam Bailey vs. Penn State, 10/18/97 (O)	50
Brent Berglund vs. Iowa, 11/19/88 (I)	50
Chip Lohmiller vs. Ohio State, 10/26/85 (I)	50

I = Indoors; O = Outdoors

^ - Longest field goal made indoors in NCAA history

## EXTRA POINTS

### SEASON EXTRA POINTS MADE

1. Rhys Lloyd, 2003	59
2. Michael Lantz, 2019	47
3. Matthew Trickett, 2022	46
4. Ryan Santos, 2014	45
5. Emmitt Carpenter, 2018	43
Emmitt Carpenter, 2016	43
Rhys Lloyd, 2004	43
8. Dan Nystrom, 2002	42

### SEASON EXTRA POINT ACCURACY (MIN. 25 ATT.)

1. Dan Nystrom, 2002	100.0 (47-47)
Matthew Trickett, 2022	100.0 (46-46)
Emmitt Carpenter, 2018	100.0 (43-43)
Dan Nystrom, 2001	100.0 (37-37)
Mike Chalberg, 1995	100.0 (32-32)
Emmitt Carpenter, 2017	100.0 (31-31)
Ryan Santos, 2015	100.0 (31-31)
Eric Ellestad, 2009	100.0 (31-31)
Joel Monroe, 2007	100.0 (28-28)
Jim Gallery, 1982	100.0 (28-28)
Chip Lohmiller, 1987	100.0 (27-27)

## CAREER EXTRA POINTS

1. Dan Nystrom, 1999-2002	154
2. Emmitt Carpenter, 2015-18	117
3. Rhys Lloyd, 2003-04	102
4. Chip Lohmiller, 1984-87	97
5. Jim Gallery, 1980-83	96
6. Paul Rogind, 1976-79	86
7. Mike Chalberg, 1991-95	85

## CAREER EXTRA POINT ACCURACY

1. Emmitt Carpenter, 2015-18	99.2 (117-118)
2. Ryan Santos, 2014-17	98.7 (76-77)
3. Brent Berglund, 1987-90	98.6 (70-71)
4. Eric Ellestad, 2007-10	98.4 (62-63)
5. Chip Lohmiller, 1984-87	97.9 (95-97)
6. Paul Rogind, 1976-79	97.7 (86-88)
7. Matthew Trickett, 2021-22	97.62 (82-84)
8. Joel Monroe, 2005-08	97.56 (80-82)
9. Dan Nystrom, 1999-2002	97.5 (154-158)

## CONSECUTIVE EXTRA POINTS MADE

1. Dan Nystrom, 11/4/00-12/30/02	83
2. Emmitt Carpenter, 11/19/16-12/26/18	80
3. Paul Rogind, 9/11/76-9/8/79	57
4. Matthew Trickett, 11/13/21-12/29/22	55
5. Ryan Santos, 10/18/14-12/28/15	54

## YEAR-BY-YEAR SCORING LEADERS

Year	Player	TD	XP	2Pt	Saf	FG	Pts
1952	Paul Giel	5	0	0	0	0	30
1953	Paul Giel	9	0	0	0	0	54
1954	Bob McNamara	7	0	0	0	0	42
1955	Robert Schultz	4	0	0	0	0	24
1956	Robert Cox	6	0	0	0	0	36
1957	Robert Blakley	6	9	0	0	0	45
1958	William Kauth	4	0	0	0	0	24
1959	Sandy Stephens	3	0	0	0	0	20
1960	Sandy Stephens	7	0	0	0	0	42
1961	Sandy Stephens	6	0	1	0	0	38
1962	Jim Cairns	4	3	0	0	0	27
1963	Michael Reid	3	7	0	0	2	31
1964	Michael Reid	3	15	0	0	2	39
1965	John Hankinson	7	0	0	0	0	42

1966	Ken Last	5	0	0	0	0	30
1967	Curtis Wilson	8	0	0	0	0	48
1968	Jim Carter	10	0	2	0	0	64
1969	Jim Carter	9	0	0	0	0	54
1970	Ernie Cook	7	0	1	0	0	44
1971	Craig Curry	8	0	0	0	0	48
1972	John King	12	0	0	0	0	76
1973	Rick Upchurch	9	0	1	0	0	56
1974	Rick Upchurch	9	0	0	0	0	54
1975	Brian Kocurek	0	22	0	0	0	84
1976	Jim Perkins	13	0	0	0	0	78
1977	Paul Rogind	0	15	0	0	0	18.69
1978	Marion Barber	10	0	0	0	0	62
1979	Marion Barber	12	0	0	0	0	72
1980	Marion Barber	11	0	0	0	0	66
1981	Jim Gallery	0	23	0	0	0	13.62
1982	Jim Gallery	0	28	0	0	0	11.61
1983	Jim Gallery	0	18	0	0	0	11.51
1984	Chip Lohmiller	0	20	0	0	0	11.53
1985	Chip Lohmiller	0	30	0	0	0	15.75
1986	Darrell Thompson	11	0	1	0	0	68
1987	Darrell Thompson	13	0	0	0	0	78
1988	Darrell Thompson	9	0	0	0	0	54
1989	Brent Berglund	0	27	0	0	0	13.66
1990	Brent Berglund	0	22	0	0	0	12.58
1991	Paul Hopewell	3	0	2	0	0	22
1992	Aaron Piepkorn	0	15	0	0	0	17.66
1993	Omar Douglas	11	0	0	0	0	66
1994	Chris Darkins	13	0	0	0	0	78
1995	Mike Chalberg	0	32	0	0	0	11.65
1996	Adam Bailey	0	16	0	0	0	14.58
1997	Adam Bailey	0	23	0	0	0	15.68
1998	Luke Levenson	10	0	0	0	0	60
1999	Dan Nystrom	0	41	0	0	0	17.92
2000	Dan Nystrom	0	34	0	0	0	25.109
2001	Dan Nystrom	0	37	0	0	0	9.64
2002	Dan Nystrom	0	42	0	0	0	20.102
2003	Marion Barber III	17	0	0	0	0	102
2004	Rhys Lloyd	0	43	0	0	0	12.79
2005	Gary Russell	19	0	0	0	0	114
2006	Amir Phinnix	10	0	0	0	0	60
2007	Ernie Wheelwright	9	0	1	0	0	56
2008	Joel Monroe	0	34	0	0	0	12.70
2009	Eric Ellestad	0	31	0	0	0	13.70
2010	Eric Ellestad	0	31	0	0	0	11.64
2011	MarQueis Gray	6	0	0	0	0	36
2012	Jordan Wettstein	0	33	0	0	0	14.75
2013	Chris Hawthorne	0	36	0	0	0	14.78
2014	Ryan Santos	0	45	0	0	0	12.81
2015	Ryan Santos	0	31	0	0	0	17.82
2016	Emmitt Carpenter	0	43	0	0	0	22.109
2017	Emmitt Carpenter	0	31	0	0	0	14.73
2018	Emmitt Carpenter	0	43	0	0	0	17.94
2019	Tyler Johnson	13	0	0	0	0	78
2020	Mohamed Ibrahim	15	0	0	0	0	90*
2021	Matthew Trickett	0	36	0	0	0	17.87
2022	Mohamed Ibrahim	20	0	0	0	0	120

\* Led Big Ten (per game)

## YEAR-BY-YEAR KICK SCORING LEADERS

Year	Player	PAT	FG	TP	Rank
1950	Dave Skrien	5	0	5	7
1951	Dick Gregory	8	0	8	6=
1952	Geno Cappalletti	14	1	17	4
1953	Geno Cappalletti	18	0	18	2+
1954	Geno Cappalletti	13	0	13	3^
1955	Mike Falls	8	0	8	4
1956	Dick Borstad	11	2	17	2%

# SCORING / LONG PLAY RECORDS

1957	Dick Borstad	10	0	10	9!
1958	Everett Gerths	8	1	11	5
1959	Judge Dickson	4	1	7	4
1960	Jim Rogers	22	1	25	2
1961	Thomas Loechler	6	2	12	2
1962	Colin Versich	7	4	19	3
1963	Mike Reid	7	2	13	2*
1964	Mike Reid	15	2	21	2@
1965	Deryl Ramey	21	1	24	2
1966	Bill Bevan	10	1	13	3
1967	Bob Stein	14	2	20	3
1968	Jeff Nygren	12	2	18	2
1969	Jeff Nygren	27	1	30	2
1970	Lou Clare	20	4	32	2#
1971	Mel Anderson	18	4	30	3\$
1972	Steve Goldberg	12	4	24	4
1973	Steve Goldberg	21	5	36	2
1974	Steve Goldberg	16	5	31	2
1975	Brian Kocourek	22	8	46	1
1976	Paul Rogind	18	7	39	2
1977	Paul Rogind	15	18	69	1
1978	Paul Rogind	22	10	52	2
1979	Paul Rogind	31	9	58	2
1980	Jim Gallery	27	5	42	3
1981	Jim Gallery	23	13	62	1
1982	Jim Gallery	28	11	61	1
1983	Jim Gallery	18	11	51	1
1984	Chip Lohmiller	20	11	53	1
1985	Chip Lohmiller	30	15	75	1
1986	Chip Lohmiller	20	15	65	2
1987	Chip Lohmiller	27	16	75	2
1988	Brent Berglund	22	10	51	2
1989	Brent Berglund	27	13	66	1
1990	Brent Berglund	22	12	58	1
1991	Mike Chalberg	2	5	17	2
1992	Aaron Piepkorn	15	17	66	1
1993	Mike Chalberg	26	8	50	2
1994	Mike Chalberg	25	17	76	2
1995	Mike Chalberg	32	11	65	1
1996	Adam Bailey	16	14	58	1
1997	Adam Bailey	23	15	68	1
1998	Adam Bailey	26	9	53	2
1999	Dan Nystrom	41	17	92	1
2000	Dan Nystrom	34	25	109	1
2001	Dan Nystrom	37	9	64	1
2002	Dan Nystrom	42	20	102	1
2003	Rhys Lloyd	59	14	101	2
2004	Rhys Lloyd	43	12	79	1
2005	Jason Giannini	36	13	75	2
2006	Jason Giannini	38	7	59	2
2007	Joel Monroe	28	7	49	3
2008	Joel Monroe	34	12	70	1
2009	Eric Ellestad	31	13	70	1
2010	Eric Ellestad	31	11	64	1
2011	Jordan Wettstein	9	6	27&	2
2012	Jordan Wettstein	33	14	75	1
2013	Chris Hawthorne	36	14	78	1
2014	Ryan Santoso	45	12	81	1
2015	Ryan Santoso	31	17	82	1
2016	Emmit Carpenter	43	22	109	1
2017	Emmit Carpenter	31	14	73	1
2018	Emmit Carpenter	43	17	94	1
2019	Michael Lantz	47	8	71	2
2020	Brock Walker	12	2	18	2
2021	Matthew Trickett	36	17	63	1
2022	Matthew Trickett	46	15	91	2

= Also scored two TDs for total of 20 points  
 + Also scored three TDs for total of 36 points  
 ^ Also scored three TDs for total of 31 points

% Also scored two TDs for total of 29 points  
 ! Also scored two TDs for total of 22 points  
 \* Also scored three TDs for total of 31 points  
 @ Also scored three TDs for total of 39 points  
 # Also scored one TD for total of 38 points  
 \$ Also scored one TD for total of 36 points  
 & Also scored one TD for total of 33 points

## LONGEST PLAYS OF THE YEAR SINCE 1971

### RUSHING PLAYS

1971	38	Ernie Cook
1972	70	John King#
1973	64	Rick Upchurch
1974	86	Rick Upchurch#
1975	42	Milfred Holmes#
1976	51	Tony Dundy#
1977	34	Marion Barber
1978	72	Roger Artis#
1979	41	Garry White
1980	78	Garry White#
1981	55	Frank Jacobs#
1982	65	Tony Hunter#
1983	34	Tony Hunter
1984	43	Rickey Foggie#
1985	45	Valdez Baylor
1986	60	Darrell Thompson#
1987	98	Darrell Thompson#
1988	54	Darrell Thompson#
1989	55	Steve Rhem#
1990	42	Mark Smith
1991	55	James King vs. Ohio State
1992	50	Marquel Fleetwood vs. San Jose State
1993	35	Chris Darkins at Illinois
1994	56	Chris Darkins# vs. Iowa
1995	45	Chris Darkins# vs. Purdue
1996	32	Thomas Hamner vs. UL Monroe
1997	45	Byron Evans# vs. Purdue
1998	93	Byron Evans# vs. Memphis
1999	73	Arland Bruce# at Iowa
2000	38	Tellis Redmon vs. Penn State
2001	71	Tellis Redmon# vs. Murray State
2002	71	Terry Jackson II vs. Buffalo
2003	52	Asad Abdul-Khaliq# vs. Michigan
2004	80	Laurence Maroney# at Michigan
2005	93	Laurence Maroney# vs. Wisconsin
2006	40	Amir Pinnix vs. Texas Tech
2007	58	Amir Pinnix vs. Bowling Green
2008	61	Duane Bennett vs. Northern Illinois
2009	29	Duane Bennett vs. Purdue
2010	32	Duane Bennett at Middle Tennessee
2011	37	MarQueis Gray vs. Miami (Ohio)
2012	75	MarQueis Gray# vs. New Hampshire
2013	60	David Cobb vs. UNLV
2014	67	David Cobb at Illinois
2015	75	Shannon Brooks# vs. Illinois
2016	70	Rodney Smith# at Maryland
2017	73	Demry Croft# vs. Nebraska
2018	74	Mohamed Ibrahim vs. New Mexico St.
2019	64	Rodney Smith vs. Illinois
2020	61	Cam Wiley at Nebraska
2021	56	Mohamed Ibrahim vs. Ohio State
	56	Bryce Williams vs. Nebraska
2022	54	Mohamed Ibrahim vs. Iowa

### PASSING PLAYS

1971	73	Craig Curry to George Honza#
1972	39	Bob Morgan to George Honza#
1973	48	Tony Dundy to Mike Jones#

1974	55	John Lawing to Mike Jones#
1974	55	Tony Dundy to Rick Upchurch#
1975	71	Tony Dundy to Bill Sims#
1976	49	Tony Dundy to Jeff Anhorn#
1976	49	Tony Dundy to Mike Jones
1977	39	Wendell Avery to Elmer Bailey#
1978	50	Mark Carlson to Elmer Bailey#
1979	57	Mark Carlson to Elmer Bailey#
1980	61	Tim Saleem to Chester Cooper#
1981	66	Mike Hohensee to Chester Cooper#
1982	67	Mike Hohensee to Derek Stern#
1983	66	Brett Sadek to Kevin Starks#
1984	79	Rickey Foggie to Dwayne McMullen#
1985	89	Ricky Foggie to Mel Anderson#
1986	64	Rickey Foggie to Ed Penn#
1987	80	Rickey Foggie to Jason Bruce#
1988	91	Scott Schaffner to Jason Bruce#
1989	54	Scott Schaffner to Paul Hopewell#
1990	65	Marquel Fleetwood to Kevin Grant#
1991	37	Marquel Fleetwood to Lewis Garrison
1992	94	Marquel Fleetwood to John Lewis#
1993	84	Scott Eckers to Rishon Early
1994	80	Tim Schade to Ryan Thelwell#
	80	Tim Schade to Aaron Osterman#
1995	63	Cory Sauter to Ryan Hubbard#
1996	58	Cory Sauter to Ryan Thelwell
	58	Cory Sauter to Tutu Atwell#
1997	75	Billy Cockerham to Luke Levenson#
1998	53	Billy Cockerham to Luke Levenson#
1999	89	Billy Cockerham to Antoine Henderson#
2000	82	Travis Cole to Ron Johnson#
2001	65	Travis Cole to Antoine Burns#
2002	75	Asad Abdul-Khaliq to Ben Utecht#
2003	96	Asad Abdul-Khaliq to Jared Ellerson#
2004	82	Bryan Cupito to Paris Hamilton#
2005	57	Bryan Cupito to Jared Ellerson#
2006	67	Bryan Cupito to Logan Payne#
2007	71	Adam Weber to Ralph Spry#
2008	71	Adam Weber to Brandon Byron
2009	62	Adam Weber to Duane Bennett#
2010	60	Adam Weber to Bryant Allen
2011	64	MarQueis Gray to Da'Jon McKnight#
2012	63	Philip Nelson to A.J. Barker#
2013	55	Mitch Leidner to Drew Wolitarsky#
2014	54	Mitch Leidner to Max Williams#
2015	57	Mitch Leidner to KJ Maye
2016	62	Mitch Leidner to Rashad Hill
2017	67	Conor Rhoda to Tyler Johnson#
2018	86	Tanner Morgan to Rashod Bateman#
2019	73	Tanner Morgan to Tyler Johnson#
	73	Tanner Morgan to Tyler Johnson#
2020	45	Tanner Morgan to Chris Autman-Bell
2021	68	Tanner Morgan to Chris Autman-Bell#
2022	66	Tanner Morgan to Daniel Jackson vs. Purdue

### KICKOFF RETURNS

1971	37	George Honza
1972	80	George Honza
1973	67	Larry Powell
1974	100	Rick Upchurch#
1975	58	Bob Weber
1976	30	Bob Weber
1977	100	Bob Weber#
1978	54	Keith Edwards
1979	44	Glenn Lewis
1980	93	Dana Noel#
1981	54	Emmanuel Henry
1982	44	Kerry Glenn
1983	58	Darryl Castile
1984	61	Mel Anderson

# LONG PLAY RECORDS

1985	27	Mel Anderson
1986	90	Mel Anderson#
1987	65	Chris Gaiters
1988	53	Chris Gaiters
1989	44	Chris Gaiters
1990	60	Fred Foggie
1991	34	Keswic Joiner
1992	88	John Lewis#
1993	63	Chris Darkins
1994	77	Rishon Early
1995	52	Rafael Cooper
1996	43	Rishon Early
1997	93	Tutu Atwell#
1998	86	Tyrone Carter#
1999	34	Antoine Henderson
2000	100	Jermaine Mays#
2001	77	Marion Barber III
2002	44	Jermaine Mays
2003	88	Laurence Maroney#
2004	39	Marion Barber III
2005	65	Jakari Wallace
2006	99	Dominic Jones#
2007	91	Jay Thomas#
2008	60	Troy Stoudermire
2009	71	Troy Stoudermire
2010	90	Troy Stoudermire
2011	96	Duane Bennett#
2012	48	Troy Stoudermire
2013	98	Marcus Jones#
2014	100	Jalen Myrick#
2015	60	KiAnte Hardin
2016	94	Rodney Smith#
2017	100	Rodney Smith#
2018	87	Demetrius Douglas
2019	36	Rodney Smith
2020	27	Mohamed Ibrahim
2021	41	Mar'Keise Irving
2022	92	Quentin Redding at Illinois

## PUNT RETURNS

1971	41	Farrell Sheridan
1972	26	Mike Steidl
1973	51	Rick Upchurch
	51	Paul Glanton#
1974	31	Rick Upchurch
1975	16	Dick Luckemeyer
1976	27	Bob Weber
1977	45	Bob Weber
1978	45	Keith Edwards
1979	44	Elmer Bailey
1980	36	Kelvin Jenkins
1981	25	Jack Schlichting
1982	40	Terrence Henderson
1983	23	Fred Hartwig
	23	Alan Reid
1984	35	Gary Couch
1985	35	Andy Hare
1986	18	Roselle Richardson
1987	50	Chris Gaiters
1988	79	Chris Gaiters#
1989	64	Chris Gaiters
1990	21	Sean Lumpkin
1991	31	Lewis Garrison
1992	41	Lewis Garrison
1993	28	Aaron Osterman
1994	23	Lewis Garrison
	23	Rodney Heath
1995	44	Rodney Heath
1996	72	Rodney Heath#

1997	40	Tutu Atwell
1998	68	Luke Levenson#
1999	74	Luke Levenson#
2000	83	Tellis Redmon#
2001	56	Michael Lehan
2002	27	Danny Upchurch
2003	62	Marion Barber III
2004	32	Logan Payne
2005	53	Dominic Jones
2006	35	Dominic Jones
2007	16	Eric Decker
2008	34	Marcus Sherels
2009	31	Bryant Allen
2010	30	Bryant Allen
2011	30	Duane Bennett#*
2012	27	Michael Carter
2013	65	Marcus Jones#
2014	32	Craig James
2015	20	KJ Maye
2016	20	KiAnte Hardin
2017	13	Drew Hmielewski
2018	76	Antoine Winfield Jr.#
2019	19	Demetrius Douglas
2020	8	Phillip Howard
2021	27	Trey Potts
2022	20	Quentin Redding vs. Purdue

# touchdown // \* TD scored on a blocked punt

# TEAM RECORDS

ALL RECORDS SINCE 1955 UNLESS NOTED

\*BIG TEN RECORD | ^LED BIG TEN

## TOTAL OFFENSE

### SINGLE-GAME OFFENSIVE PLAYS

1. vs. Indiana (11/11/78)	109
2. vs. Purdue (9/24/05)	104
3. at Iowa (11/25/89)	99
4. at Iowa (11/15/03)	97
5. vs. Rice (9/8/84)	96
vs. Illinois (10/2/82)	96
vs. Ohio State (11/7/81)	96

*Pre-Modern Era (before 1945) record vs. Northwestern (11/25/1905) \*#136*

### SEASON OFFENSIVE PLAYS

1. 2003 (683 rush, 287 pass)	970
2. 2005 (610, 323)	933
3. 2002 (586, 334)	920
4. 2000 (541, 352)	893
5. 2007 (433, 454)	887
6. 2016 (558, 328)	886
7. 2019 (560, 323)	883
8. 2015 (446, 427)	873
9. 2018 (524, 346)	870
10. 2022 (581, 281)	862

### SINGLE-GAME TOTAL OFFENSE

1. vs. Ohio (9/11/82)	742
2. vs. Toledo (9/4/04)	704
3. vs. Western Illinois (9/10/22)	679
4. vs. Purdue (10/8/93)	625
5. vs. Purdue (10/8/94)	616
6. at Northwestern (10/10/87)	612
7. at Penn State (9/4/93)	591
8. vs. Illinois (10/23/04)	587
9. at Northwestern (10/13/07)	580
10. vs. Florida Atlantic (9/17/05)	579
vs. Purdue (10/11/97)	579

*Pre-Modern Era (before 1945) record vs. Northwestern (11/25/1905) \*#832*

### SEASON TOTAL OFFENSE PER GAME

1. 2005 (5937 yards, 12 games)	494.8
2. 2003 (6430, 13)	^494.6
3. 2004 (5260, 12)	438.3
4. 2019 (5616, 13)	432.0
5. 2000 (5149, 12)	429.1
6. 2001 (4639, 11)	421.7
7. 1993 (4527, 11)	411.5
8. 1999 (4922, 12)	410.2
9. 2007 (4890, 12)	407.5
10. 1994 (4475, 11)	406.8

### SEASON TOTAL OFFENSE

1. 2003 (3759 rush, 2671 pass)	6,430
2. 2005 (3277, 2660)	5,937
3. 2019 (2323, 3293)	5,616
4. 2004 (3082, 2178)	5,260
5. 2000 (2363, 2786)	5,149
6. 2002 (2721, 2390)	5,111
7. 2022 (2695, 2369)	5,064
8. 2018 (2221, 2714)	4,935
9. 1999 (2726, 2196)	4,922
10. 2007 (1941, 2949)	4,890

### SINGLE-GAME AVERAGE YARDS PER PLAY

1. vs. Ohio, 9/11/82	9.51
----------------------	------

### SEASON YARDS PER PLAY

1. 2003 (6430 yards, 970 plays)	6.63
2. 2005 (5937, 933)	6.363
3. 2019 (5616, 883)	6.360
4. 2004 (5260, 841)	6.25
5. 2001 (4639, 776)	5.98
6. 2022 (5064, 862)	5.88
7. 1999 (4922, 844)	5.83
8. 2006 (4881, 840)	5.81
9. 2000 (5149, 893)	5.77
10. 2020 (2738, 482)	5.68

## RUSHING

### SINGLE-GAME RUSH ATTEMPTS

1. vs. North Dakota (9/22/73)	87
2. at Purdue (11/9/74)	78
3. vs. Purdue (11/10/73)	77
vs. Ohio (9/26/70)	77
5. at Illinois (11/12/77)	76
vs. Northwestern (11/11/72)	76

*Pre-Modern Era (before 1945) record vs. Northwestern (11/25/1905) \*#136*

### SEASON RUSH ATTEMPTS

1. 2003	683
2. 1972	649
3. 1973	635
4. 1977	629
5. 1958	615
6. 2005	610
7. 2021	601
8. 2014	599
9. 1974	594
10. 2013	586
2002	586

### SINGLE GAME NET RUSH YARDS

1. vs. Ohio (9/26/70)	489
2. vs. Northwestern (11/11/72)	478
3. at Northwestern (11/4/80)	466
4. vs. Indiana (11/1/03)	435
5. vs. Michigan (10/10/03)	424
6. vs. Toledo (9/4/04)	415
7. vs. Wisconsin (10/15/05)	411
8. vs. Nebraska (11/11/17)	409
9. vs. Ohio (9/11/82)	402
vs. Iowa (10/21/72)	402

*Pre-Modern Era (before 1945) record vs. Northwestern (11/25/1905) \*#832*

### SEASON NET RUSH YARDS PER GAME

1. 2003 (3759 yards, 13 games)	289.2
2. 2005 (3277, 12)	273.1
3. 2004 (3082, 12)	256.8
4. 1987 (2651, 11)	241.0
5. 1972 (2607, 11)	237.0
6. 1973 (2589, 11)	235.4
7. 1986 (2523, 11)	229.4
8. 1999 (2726, 12)	227.2
9. 1956 (2009, 9)	223.2
10. 1974 (2410, 11)	219.1

### SEASON NET RUSH YARDS

1. 2003	3,759
2. 2005	3,277
3. 2004	3,082
4. 2014	2,801
5. 1999	2,726
6. 2002	2,721

7. 2022	2,695
8. 1987	2,651
9. 1972	2,607
10. 1973	2,589

### SEASON NET YARDS PER RUSH

1. 2003 (3759 yards, 683 rushes)	5.50
2. 2004 (3082, 572)	5.39
3. 2005 (3277, 610)	5.37
4. 2001 (2389, 465)	5.14
5. 1987 (2651, 535)	4.96
6. 1999 (2726, 552)	4.94
7. 2014 (2801, 599)	4.68
8. 2002 (2721, 586)	4.643
9. 2022 (2695, 581)	4.639
10. 1986 (2523, 545)	4.63

### SINGLE-GAME RUSH TOUCHDOWNS

1. vs. Murray State, 10/27/01	9
vs. Montana, 9/21/85	9

### SEASON RUSH TOUCHDOWNS

1. 2003	46
2. 2016	34
2005	34
4. 2022	33
5. 2014	32
6. 2004	29
7. 2021	27
1973	27
10. 1960	27
10. 2019	25
2006	25
1999	25
1985	25
1980	25

## PASSING

### SINGLE-GAME PASS ATTEMPTS

1. vs. Ohio State (11/7/81)	67
2. at Penn State (9/4/93)	66
3. at Iowa (11/20/93)	60
4. vs. Michigan (11/13/93)	58
5. vs. Pittsburgh (9/26/92)	56
6. vs. Illinois (10/2/82)	55
7. at Indiana (10/8/83)	53
8. vs. Indiana State (9/13/93)	52
vs. Indiana (10/15/82)	52
10. vs. Northwestern (11/1/08)	51
at Michigan (10/13/79)	51

### SEASON PASS ATTEMPTS

1. 1993	500
2. 2007	454
3. 1992	448
4. 2015	427
5. 2008	415
6. 1994	404
7. 1982	395
8. 1983	389
9. 2009	385
10. 1995	384

### SINGLE-GAME PASS COMPLETIONS

1. vs. Ohio State (11/7/81)	37
2. vs. Pittsburgh (9/26/92)	35
3. at Penn State (9/4/93)	34
vs. Indiana (10/15/82)	34
5. at Michigan (10/30/82)	33



## TEAM RECORDS

6. vs. Northwestern (11/1/08)	32
7. at Florida Atlantic (9/15/07)	31
8. vs. Michigan (11/12/94)	30
9. vs. Michigan (11/13/93)	29
at Ohio State (10/17/70)	29
vs. Northwestern (10/14/95)	29

### SEASON PASS COMPLETIONS

1. 2007	262
2. 1993	260
3. 2008	258
4. 2015	251
5. 1992	229
6. 1982	225
7. 1995	222
8. 2006	218
9. 1994	217
10. 2019	212

### SINGLE-GAME PASS YARDS

1. at Penn State (9/4/93)	478
2. vs. Ohio State (11/7/81)	444
3. vs. Michigan State (10/31/09)	416
4. at Michigan State (10/21/95)	404
5. vs. Purdue (10/8/93)	402
6. vs. Ball State (9/14/96)	397
7. at Purdue (9/28/19)	396
vs. Ohio State (10/29/05)	396
9. vs. Michigan (11/12/94)	394
10. at Iowa (11/15/03)	388

### SEASON PASS YARDS PER GAME

1. 1993 (3277 yards, 11 games)	297.9
2. 1995 (2863, 11)	260.3
3. 2019 (3293, 13)	253.3
4. 2007 (2949, 12)	245.8
5. 1994 (2691, 11)	244.6
6. 1996 (2578, 11)	234.4
7. 2000 (2786, 12)	232.2
8. 1982 (2521, 11)	229.2
9. 1992 (2515, 11)	228.6
10. 2010 (2713, 12)	226.1

### SEASON PASS YARDS

1. 2019	3,293
2. 1993	3,277
3. 2007	2,949
4. 2006	2,874
5. 1995	2,863
6. 2008	2,848
7. 2015	2,793
8. 2000	2,786
9. 2018	2,714
10. 2010	2,713

### SEASON PASS YARDS PER COMPLETION

1. 1985 (1778 yards, 92 comp.)	19.33
2. 1958 (1067, 56)	19.05
3. 2004 (2178, 128)	17.02
4. 1961 (794, 47)	16.89
5. 1955 (488, 30)	16.27
6. 1984 (1491, 93)	16.03
7. 1974 (801, 51)	15.71
8. 2019 (3293, 212)	15.53
9. 1960 (658, 43)	15.30
10. 2003 (2671, 176)	15.18

### SEASON PASS YARDS PER ATTEMPT

1. 2019 (3293 yards, 323 att.)	10.20
2. 1985 (1778, 191)	9.309
3. 2003 (2671, 287)	9.307
4. 2022 (2369, 281)	8.43
5. 2005 (2660, 323)	8.24
6. 2021 (2106, 257)	8.19
7. 2004 (2178, 269)	8.10
8. 2000 (2786, 352)	7.91
9. 2018 (2714, 346)	7.84
10. 2006 (2874, 373)	7.71

### SINGLE-GAME COMPLETION PERCENTAGE (MIN. 10 ATT.)

1. at Purdue, 9/28/19	(21-22) .955
-----------------------	--------------

### SEASON COMPLETION PERCENTAGE

1. 2019 (212 comp., 323 att.)	.656
2. 2008 (258, 415)	.622
3. 2003 (176, 287)	.613
4. 2022 (172, 281)	.612
5. 2021 (152, 257)	.591
6. 2015 (251, 427)	.588
7. 2006 (218, 373)	.5844
8. 1979 (185, 317)	.5835
9. 2020 (107, 184)	.582
10. 1995 (222, 384)	.578

### SINGLE-GAME PASS TOUCHDOWNS

1. vs. Purdue, 10/8/93	6
------------------------	---

### SEASON PASS TOUCHDOWNS

1. 2019	31
2. 2007	25
3. 2006	22
1993	22
5. 2010	21
2002	21
7. 2018	20
2005	20
2000	20
1995	20
1981	20

### SEASON INTERCEPTIONS THROWN

1. 1985	4
2. 2020	5
3. 1960	6
4. 2013	7
2003	7
1977	7
1963	7
8. 2019	8
2008	8
10. Done 10x, MR: 2022	9

### SEASON TD:INT RATIO

1. 2019 (31 TDs:8 INT)	3.88
2. 2003 (18:7)	2.57
3. 2010 (21:9)	2.33
4. 1985 (9:4)	2.25
5. 2000 (20:9)	2.22
6. 2006 (22:11)	2.00
2005 (20:10)	2.00
8. 2002 (21:11)	1.91
9. 2004 (17:9)	1.89
10. 2008 (15:8)	1.88

### SEASON SACKS ALLOWED (SINCE 1996)

1. 2005	3
2. 2004	9
3. 2020	13
2007	13
5. 2022	15
6. 2016	16
2003	16
8. 2010	17
9. 2006	18
2002	18

## SCORING

### SINGLE GAME POINTS (ALL-TIME)

1. vs. Grinnell (10/22/1904)	*146
2. vs. Macalester (9/30/1903)	112
3. vs. Twin Cities Central H.S. (9/17/1904)	107
4. vs. Grinnell (11/1/1902)	102
5. vs. Butler (11/13/1926)	81
vs. South Dakota (10/21/1916)	81
vs. South Dakota (11/11/1905)	81
8. vs. South Dakota (9/24/1904)	77
9. vs. Shattuck (9/28/1904)	75
vs. Iowa (10/17/1903)	75

### SINGLE GAME POINTS (SINCE 1946)

1. vs. Murray State (10/27/01)	66
2. vs. Indiana (11/4/06)	63
vs. Toledo (9/4/04)	63
4. vs. Western Illinois (9/10/22)	62
vs. Temple (9/16/06)	62
vs. Montana (9/21/85)	62
7. vs. Purdue (10/9/93)	59
8. vs. Indiana State (9/10/16)	58
9. vs. Ohio (9/11/82)	57
10. vs. Colorado State (9/10/05)	56

### SINGLE GAME POINTS ON ROAD (ALL-TIME)

1. at Nebraska (10/6/1945)	61
2. at Shattuck (11/3/1890)	58
3. at Northwestern (11/3/1973)	52
4. at Northwestern (10/4/1980)	49
at Chicago (11/25/1916)	49
6. at Northwestern (10/13/2007) 2 OT	48
7. at Pittsburgh (10/2/1954)	46
at Lawrence (11/7/1903)	46
9. at Northwestern (10/10/1987)	45
10. at Maryland (10/30/2020) OT	44
at New Mexico State (9/7/2013)	44
at Kent State (8/31/2006)	44
at Hamline (10/27/1890)	44

### SEASON POINTS (ALL-TIME)

1. 1904	*725
2. 1903	618
3. 1905	542
4. 2003	503
5. 2019	443
6. 2005	429
7. 2016	381
8. 2018	376
2006	376
2002	376

# TEAM RECORDS

## SEASON POINTS PER GAME (ALL-TIME)

1. 1904 (725 points, 13 games)	55.8
2. 1916 (348, 7)	49.7
3. 1905 (542, 11)	49.3
4. 1903 (618, 15)	41.2
5. 2003 (503, 13)	^38.7
6. 2005 (429, 12)	^35.8
7. 2019 (443, 13)	34.1
8. 1934 (270, 8)	33.8
9. 1926 (269, 8)	33.6
10. 1917 (164, 5)	32.8

## SEASON POINTS PER GAME (SINCE 1946)

1. 2003 (503 points, 13 games)	38.7
2. 2005 (429, 12)	35.8
3. 2019 (443, 13)	34.1
4. 2000 (375, 12)	31.3
5. 1999 (368, 12)	30.3
6. 2004 (361, 12)	30.1
7. 2016 (381, 13)	29.3
8. 2018 (376, 13)	28.9
2006 (376, 13)	28.9
2002 (376, 13)	28.9

## SINGLE-GAME TOUCHDOWNS

1. vs. Indiana, 11/4/06	9
vs. Toledo, 9/4/04	9
vs. Murray State, 10/27/01	9
vs. Montana, 9/21/85	9
<i>Pre-Modern Era (before 1945) record vs. Grinnell (10/22/1904)</i>	<i>*#26</i>

## SEASON TOUCHDOWNS

1. 2003	66
2. 2019	59
3. 2005	56
4. 2006	50
5. 2014	48
6. 2004	47
7. 2022	46
2018	46
9. 2016	45
2002	45
1999	45
<i>Pre-Modern Era (before 1945) record 1904</i>	<i>*#106</i>

## SINGLE-GAME FIELD GOALS MADE

1. vs. Arkansas, 12/30/02	5
vs. Penn State, 10/18/97	5

## SEASON FIELD GOALS MADE (SINCE 1969)

1. 2000	25
2. 2016	22
3. 2002	22
4. 1977	18
5. 2021	17
2018	17
2015	17
1999	17
1994	17
1992	17

## SEASON FIELD GOAL PERCENTAGE (SINCE 1969)

1. 2002 (20 made, 21 attempts)	.952
2. 2016 (22, 24)	.917
3. 1987 (16, 19)	.842
4. 2022 (15, 18)	.833
5. 1985 (13, 16)	.813
6. 2015 (17, 21)	.810
1999 (17, 21)	.810
8. 2011 (12, 15)	.800
9. 1995 (11, 14)	.786
10. 2013 (14, 18)	.778
2003 (14, 18)	.778

## SINGLE-GAME EXTRA POINTS MADE

1. vs. Indiana, 11/4/06	9
vs. Toledo, 9/4/04	9
vs. Murray State, 10/27/01	9
<i>Pre-Modern Era (before 1945) record vs. Grinnell (10/22/1904)</i>	<i>#15</i>

## SEASON EXTRA POINTS MADE

1. 2003	61
<i>Pre-Modern Era (before 1945) record 1905</i>	<i>#76</i>

## TOTAL DEFENSE

### SINGLE-GAME PLAYS AGAINST (SINCE 1960)

1. vs. New Mexico State (9/1/22)	33
2. vs. Georgia Southern (9/14/19)	40
vs. Middle Tennessee (9/2/10)	40
at Nebraska (9/24/60)	40
5. vs. Rutgers (10/29/22)	45
at Michigan State (9/24/22)	45
at Colorado (9/18/21)	45
8. vs. Maryland (10/26/19)	46
at Illinois (10/21/61)	46
10. at Illinois (11/10/12)	48
vs. Indiana (10/4/08)	48
vs. Oregon (10/7/61)	48
vs. Indiana (10/1/60)	48

### SEASON PLAYS AGAINST

1. 2020 (230 rush, 192 pass)	422
2. 1960 (380, 146)	526
3. 1961 (365, 164)	529
4. 1959 (427, 113)	540
5. 1963 (415, 140)	555
6. 1962 (362, 206)	568
7. 1955 (437, 134)	571
8. 1956 (474, 102)	576
9. 1966 (433, 181)	614
10. 1957 (484, 137)	621

### SINGLE-GAME TOTAL OFFENSE ALLOWED (SINCE 1960)

1. vs. Navy (10/6/62)	48
2. at Michigan (10/27/62)	50
3. at Colorado (9/18/21)	63
4. vs. SMU (10/7/67)	84
5. at Michigan State (11/3/62)	86
6. vs. New Mexico State (9/1/22)	91
7. vs. Missouri (9/30/61)	96

## SEASON TOTAL OFFENSE PER GAME ALLOWED

1. 1962 (1505 yards, 9 games)	167.1
2. 1961 (1798, 9)	199.8
3. 1960 (1802, 9)	200.2
4. 1966 (2251, 10)	225.1
5. 1963 (2107, 9)	234.1
6. 1959 (2209, 9)	245.4
7. 1956 (2452, 9)	272.4
8. 2021 (3624, 13)	278.8
9. 1965 (2806, 10)	280.6
10. 1955 (2619, 11)	291.0

## SEASON TOTAL OFFENSE ALLOWED

1. 1962 (470 rush, 1034 pass)	1,504
2. 1961 (759, 1039)	1,798
3. 1960 (1043, 759)	1,802
4. 1963 (1282, 825)	2,107
5. 1959 (1471, 738)	2,209
6. 1966 (1342, 909)	2,251
7. 1956 (1801, 651)	2,452
8. 1955 (1673, 946)	2,619
9. 1964 (1284, 1402)	2,686
10. 1965 (162, 1154)	2,806

## SEASON YARDS PER PLAY ALLOWED

1. 1962 (1504 yards, 568 plays)	2.65
2. 1961 (1798, 529)	3.40
3. 1960 (1802, 526)	3.43
4. 1958 (2858, 788)	3.63
5. 1966 (2251, 614)	3.67
6. 1963 (2107, 555)	3.80
7. 1965 (2806, 720)	3.90
8. 1968 (3372, 843)	4.00
9. 1959 (2209, 540)	4.09
10. 1967 (2929, 706)	4.15

## RUSHING DEFENSE

### SINGLE-GAME RUSHES AGAINST

1. at Michigan State (9/24/22)	14
2. vs. Middle Tennessee (9/16/17)	15
3. vs. Western Illinois (9/10/22)	19
4. vs. New Mexico State (8/30/18)	20
5. vs. Rutgers (10/29/22)	21
vs. New Mexico State (9/1/22)	21
at Colorado (9/18/21)	21
vs. Miami (OH) (9/17/11)	21
vs. Michigan State (11/12/05)	21
vs. Toledo (9/4/04)	21

### SEASON RUSHES AGAINST

1. 2020	230
2. 1962	362
3. 1961	365
4. 2022	376
2021	376
6. 1960	380
7. 1964	411
8. 1963	415
9. 2017	422
10. 2004	424

### SINGLE-GAME RUSH YARDS ALLOWED (SINCE 1960)

1. at Michigan (10/27/62)	-46
2. vs. Navy (10/6/62)	-31
3. vs. Michigan (10/31/98)	-23
4. at Colorado (9/18/21)	-19
5. at Michigan State (11/11/06)	3
6. vs. Arkansas State (9/5/98)	5
7. at Northwestern (10/16/93)	7

# TEAM RECORDS

## SEASON NET RUSH YARDS ALLOWED

1. 1962	470
2. 1961	759
3. 1960	1,043
4. 1998	1,141
5. 2021	1,268
6. 1963	1,282
7. 1964	1,284
8. 1966	1,342
9. 1967	1,404
10. 2022	1,417

## SEASON NET RUSH YARDS PER GAME ALLOWED

1. 1962 (470 yards, 9 games)	52.2
2. 1961 (759, 9)	84.3
3. 2021 (1268, 13)	97.5
4. 1998 (1141, 11)	103.7
5. 2022 (1417, 13)	109.0
6. 1960 (1043, 9)	115.9
7. 2016 (1532, 13)	117.8
8. 2019 (1591, 13)	122.4
9. 2003 (1595, 13)	122.7
10. 2004 (1568, 12)	130.7

## SEASON NET YARDS PER RUSH ALLOWED

1. 1962 (470 yards, 362 att.)	1.30
2. 1961 (759, 365)	2.08
3. 1998 (1141, 433)	2.64
4. 1960 (1043, 380)	2.74
5. 1958 (1749, 616)	2.84
6. 1963 (1282, 415)	3.09
7. 1966 (1342, 433)	3.10
8. 1964 (1284, 411)	3.12
9. 1967 (1404, 444)	3.16
10. 1965 (1652, 510)	3.24

## SEASON RUSH TOUCHDOWNS ALLOWED (SINCE 1968)

1. 2022	10
2. 2021	11
3. 2016	12
1998	12
1977	12
6. 2008	13
2004	13
1999	13
9. 1978	14
10. 1981	15

## PASSING DEFENSE

### SINGLE-GAME PASS ATTEMPTS ALLOWED

1. vs. Northwestern (10/13/56)	1
--------------------------------	---

### SEASON PASS ATTEMPTS ALLOWED

1. 1956	102
2. 1959	113
3. 1955	134
4. 1957	137
5. 1963	140
6. 1960	146
7. 1977	153
8. 1961	164
9. 1958	172
10. 1974	177

## SINGLE-GAME PASS COMPLETIONS ALLOWED

1. at Michigan State (11/10/1979)	0
vs. Western Michigan (9/20/75)	0
vs. Michigan State (11/18/72)	0
at Nebraska (11/15/52)	0

## SEASON PASS COMPLETIONS ALLOWED

1. 1956	47
2. 1959	54
3. 1960	60
4. 1963	63
1957	63
6. 1955	65
7. 1961	69
8. 1977	71
9. 1958	76
10. 1975	78

## SINGLE-GAME PASS YARDS ALLOWED

1. vs. Western Michigan (9/10/77)	-1
-----------------------------------	----

## SEASON PASS YARDS PER GAME ALLOWED

1. 1956 (651 yards, 9 games)	72.3
2. 1959 (738, 9)	82.0
3. 1960 (759, 9)	84.3
4. 1966 (909, 10)	90.9
5. 1963 (825, 9)	91.7
6. 1975 (1017, 11)	92.4
7. 1957 (906, 9)	100.7
8. 1955 (946, 9)	105.1
9. 1977 (1185, 11)	107.1
10. 1962 (1034, 9)	114.9

## SEASON PASS YARDS ALLOWED

1. 1956	651
2. 1959	738
3. 1960	759
4. 1963	825
5. 1957	906
6. 1966	909
7. 1955	946
8. 1975	1017
9. 1962	1034
10. 1961	1039

## SEASON PASS YARDS PER COMPLETION ALLOWED

1. 2017 (2094 yards, 210 comp.)	9.97
2. 2015 (2334, 227)	10.28
3. 2018 (2761, 265)	10.42
4. 2012 (2426, 231)	10.50
5. 2022 (2419, 230)	10.52
6. 2003 (2830, 268)	10.56
7. 1966 (909, 86)	10.57
8. 2014 (2515, 233)	10.79
9. 2011 (2600, 239)	10.88
10. 2016 (3002, 274)	10.96

## SEASON PASS YARDS PER ATTEMPT ALLOWED

1. 1962 (1034 yards, 206 att.)	5.019
2. 1966 (909, 181)	5.022
3. 1960 (759, 146)	5.20
4. 1965 (1154, 210)	5.50
5. 1968 (1363, 245)	5.56
6. 1975 (1017, 182)	5.59
7. 1999 (2153, 383)	5.62
8. 1970 (1335, 234)	5.71
9. 1967 (1525, 262)	5.82
10. 1963 (825, 140)	5.89

## SEASON COMPLETION PERCENTAGE ALLOWED

1. 1970 (93 comp., 234 att.)	.397
2. 1960 (60, 146)	.411
3. 1961 (69, 164)	.421
4. 1975 (78, 182)	.429
5. 1962 (89, 206)	.432
6. 1958 (76, 172)	.442
7. 1963 (63, 140)	.450
8. 1968 (112, 245)	.457
9. 1957 (63, 137)	.460
10. 1956 (47, 102)	.461

## SEASON PASS TOUCHDOWNS ALLOWED

1. 1975	1
2. 1960	2
1956	2
4. 1967	4
1961	4
6. 1970	5
1962	5
8. 1965	6
1959	6
1958	6

## SINGLE-GAME INTERCEPTIONS MADE

1. vs. Nebraska (10/6/45)	7
---------------------------	---

## SEASON INTERCEPTIONS MADE

1. 1970	26
2. 1993	18
1989	18
1960	18
5. 2006	17
1986	17
1967	17
1965	17
1955	17
10. 1990	16
1969	16

## SEASON TD:INT RATIO AGAINST

1. 1975 (1 TD: 12 INT)	0.08
2. 1960 (2:18)	0.11
3. 1970 (5:26)	0.19
4. 1956 (2:9)	0.22
5. 1967 (4:17)	0.24
6. 1965 (6:17)	0.35
7. 1961 (4:11)	0.36
8. 1962 (5:13)	0.38
9. 1958 (6:15)	0.40
10. 1955 (7:17)	0.41

## SINGLE-GAME INTERCEPTION RETURN YARDS

1. vs. Michigan State (11/14/70)	158
----------------------------------	-----

## SEASON INTERCEPTION RETURN YARDS

1. 1970	386
---------	-----

## SINGLE-GAME SACKS RECORDED

1. vs. Wisconsin (11/3/90)	8
----------------------------	---

## SEASON SACKS RECORDED (SINCE 1984)

1. 1999	45
2. 1997	41
3. 1998	39
4. 2016	37
5. 2008	34
6. 2000	32
7. 2002	31

# TEAM RECORDS

8. 1990	30
9. 2019	28
10. 2003	26

## SINGLE-GAME SAFETIES RECORDED

1. at Indiana, 10/17/81	*2
-------------------------	----

## SCORING DEFENSE

### SCORING

#### SINGLE GAME POINTS ALLOWED (ALL-TIME)

1. Done 242 times, most recently: vs. Rutgers (10/29/22)	0
---	---

#### SINGLE GAME POINTS ALLOWED (SINCE 1946)

1. Done 42 times, most recently: vs. Rutgers (10/29/22)	0
--	---

#### SINGLE GAME POINTS ALLOWED ON ROAD (ALL-TIME)

1. Done 42 times, most recently: at Colorado (9/18/21)	0
---	---

#### SEASON POINTS ALLOWED (ALL-TIME)

1. 1887	0
2. 1882	2
3. 1910	6
4. 1894	8
1883	8
6. 1904	12
1903	12
8. 1911	15
9. 1888	16
10. 1905	22

#### SEASON POINTS ALLOWED (SINCE 1946)

1. 1962	61
2. 1961	75
3. 1949	80
4. 1956	87
5. 1960	88
6. 1948	94
7. 1967	106
8. 1946	114
9. 1963	117
10. 1954	127
1947	127

#### SEASON POINTS ALLOWED PER GAME (ALL-TIME)

1. 1887 (0 points, 2 games)	0.0
2. 1903 (12, 15)	0.8
3. 1910 (6, 7)	0.86
4. 1904 (12, 13)	0.92
5. 1882 (2, 2)	1.0
6. 1901 (18, 11)	1.6
7. 1900 (23, 12)	1.9
8. 1905 (22, 11)	2.0
1894 (8, 4)	2.0
10. 1911 (15, 7)	2.1

#### SEASON POINTS ALLOWED PER GAME (SINCE 1946)

1. 1962 (61 points, 9 games)	6.8
2. 1961 (75, 9)	8.3
3. 1956 (87, 9)	9.7
4. 1960 (88, 9)	9.8
5. 1967 (106, 10)	10.6
6. 1963 (117, 9)	13.0

7. 2022 (180, 13)	13.8
8. 1964 (131, 9)	14.6
9. 1977 (170, 11)	15.5
10. 1966 (160, 10)	16.0
1965 (160, 10)	16.0

#### SEASON TOUCHDOWNS ALLOWED (SINCE 1968)

1. 1956	13
2. 2022	18
3. 1977	20
4. 2020	23
1999	23
6. 1975	25
7. 1976	26
1968	26
9. 2021	28
1998	28
1985	28

## PUNTING

### SINGLE-GAME PUNTS

1. vs. Nebraska, 9/17/83	13
at Michigan State, 11/15/69	13
<i>Pre-Modern Era (before 1945) record</i>	
vs. Indiana (11/24/1906)	#28

### SEASON PUNTS

1. 1998	82
---------	----

### SINGLE-GAME AVERAGE PER PUNT

1. vs. Northwestern, 10/20/84 (7 punts)	53.6
---	------

### SEASON AVERAGE PER PUNT

1. 1984	46.1
---------	------

## PUNT RETURNS

### SINGLE-GAME PUNT RETURNS

1. vs. Pacific, 9/10/94	10
2. vs. Buffalo, 9/21/02	9

### SEASON PUNT RETURNS

1. 2002	51
---------	----

### SINGLE-GAME PUNT RETURN YARDS

1. vs. UL Monroe, 9/11/99	144
---------------------------	-----

### SEASON PUNT RETURN YARDS (SINCE 1953)

1. 1953	473
---------	-----

### SEASON PUNT RETURN AVERAGE

1. 2018 (12 returns, 267 yards)	22.3
---------------------------------	------

### SINGLE-GAME PUNT RETURN TOUCHDOWNS

1. Done 12 times, MR: at Wisconsin, 11/24/18	1
---	---

### SEASON PUNT RETURN TOUCHDOWNS

1. 2018	2
2002	2
1968	2

## KICKOFF RETURNS

### SINGLE-GAME KICK RETURNS

1. vs. Michigan, 11/13/93	10
2. vs. Iowa, 11/22/08	9
vs. Nebraska, 9/17/83	9

### SEASON KICK RETURNS

1. 2007	61
---------	----

### SINGLE-GAME KICK RETURN YARDS

1. vs. Iowa, 11/22/08	283
2. at Florida Atlantic, 9/15/07	271
3. vs. Iowa State, 9/13/97	261
4. vs. San Jose State, 9/12/92	250

### SEASON KICK RETURN YARDS

1. 2007	1,418
---------	-------

### SINGLE-GAME KICK RETURN AVERAGE

1. vs. Murray State, 10/27/01	43.3
-------------------------------	------

### SEASON KICK RETURN AVERAGE

1. 1997 (51 returns, 1257 yards)	24.6
----------------------------------	------

### SEASON KICK RETURN TOUCHDOWNS

1. 2011	2
1997	2

## FIRST DOWNS

### SEASON TOTAL FIRST DOWNS (SINCE 1958)

1. 2003	326
2. 2019	294
3. 2005	289
4. 2022	281
5. 2018	269
6. 2002	268
7. 2021	260
8. 2007	259
9. 2000	257
10. 2016	250

### SEASON TOTAL FIRST DOWNS PER GAME (SINCE 1958)

1. 2003 (326 first downs, 13 games)	25.1
2. 2005 (289, 12)	24.1
3. 2019 (294, 13)	22.6
4. 2022 (281, 13)	21.62
5. 2007 (259, 12)	21.58
6. 2020 (151, 7)	21.57
7. 1993 (237, 11)	21.55
8. 1982 (236, 11)	21.5
9. 2000 (257, 12)	21.4
10. 2001 (233, 11)	21.2

### SINGLE-GAME RUSHING FIRST DOWNS

1. vs. Ohio, 9/26/70	31
----------------------	----

### SEASON RUSHING FIRST DOWNS

1. 2003	199
---------	-----

### SINGLE-GAME PASSING FIRST DOWNS

1. vs. Wisconsin, 10/23/93	22
vs. Penn State, 9/4/93	22

### SEASON PASSING FIRST DOWNS

1. 1993	158
---------	-----

### SINGLE-GAME TOTAL FIRST DOWNS ALLOWED

1. vs. Pacific, 9/10/94	4
vs. Iowa, 10/25/75	4
<i>Pre-Modern Era (before 1945) record</i>	
vs. Chicago, 11/17/1917	#0

# TEAM RECORDS

## SEASON TOTAL FIRST DOWNS ALLOWED (SINCE 1958)

1. 1962	101
2. 1961	102
3. 1960	105
4. 1959	107
5. 1963	113
6. 1956	130
7. 2020	143
1958	143
9. 1964	146
10. 1977	168
1966	168

## SEASON TOTAL FIRST DOWNS ALLOWED PER GAME (SINCE 1958)

1. 1962 (101 first downs, 9 games)	11.2
2. 1961 (102, 9)	11.3
3. 1960 (105, 9)	11.7
4. 1959 (107, 9)	11.9
5. 1963 (113, 9)	12.6
6. 1956 (130, 9)	14.4
7. 1977 (168, 11)	15.27
8. 2022 (199, 13)	15.31
9. 2021 (202, 13)	15.5
10. 1958 (143, 9)	15.9

## FUMBLES

### SINGLE-GAME OPPONENT FUMBLES (SINCE 1946)

1. vs. Indiana, 10/5/46	12
-------------------------	----

### SEASON FUMBLES FORCED (SINCE 1995)

1. 2002	17
1997	17
3. 2014	16
2008	16
2006	16
6. 2016	15
7. 2017	14
2000	14
9. 2009	13
1999	13

### SINGLE-GAME FUMBLES RECOVERED (SINCE 1946)

1. vs. Indiana, 10/5/46	7
-------------------------	---

### SEASON FUMBLES RECOVERED (SINCE 1977)

1. 1977	22
2. 1989	18
3. 1980	17
4. 2016	16
2009	16
2008	16
1984	16
8. 2014	15
2006	15
1986	15

### SINGLE-GAME OPPONENT FUMBLES RETURNED FOR TD

1. vs. Syracuse, 9/21/96%	2
2. Done numerous times, MR: at Northwestern, 10/30/21	1

% NCAA record

## PENALTIES

### SINGLE-GAME PENALTIES COMMITTED

1. vs. Michigan State, 10/31/09	17
---------------------------------	----

### SINGLE-GAME YARDS PENALIZED

1. vs. Michigan State, 10/31/09	157
---------------------------------	-----

### SEASON YARDS PENALIZED

1. 1980	809
---------	-----

## TEAM OPPONENT RECORDS

### SINGLE-GAME POINTS

1. vs. Nebraska, 9/17/83	84
2. at Ohio State, 10/1/83	69
3. at Michigan, 10/24/92	63
at Oklahoma, 9/20/86	63
5. at Iowa, 11/19/83	61
6. vs. Purdue, 10/11/97	59
7. at Michigan, 10/1/11	58
vs. Michigan, 11/13/93	58
at Colorado, 9/21/91	58
vs. Michigan, 11/12/83	58

### SINGLE-GAME TOTAL OFFENSE

1. vs. Nebraska, 9/17/83	790
2. at Purdue, 10/3/98	692
3. at Penn State, 9/3/94	689
4. at Maryland, 10/30/20	675
5. at Nebraska, 10/20/18	659
6. at Iowa, 11/19/83	656
7. vs. Illinois, 11/3/07	655
8. at Illinois, 11/3/18	646
9. at Michigan State, 10/16/04	636
10. at Cal, 10/6/51	638

### SINGLE-GAME RUSHING YARDS

1. vs. Nebraska, 9/17/83	595
2. at Iowa, 11/19/83	530
3. vs. Michigan, 10/26/74	521
4. at California, 10/6/51	490
5. at Oklahoma, 9/20/86	458
6. at Michigan, 10/13/79	456
7. vs. Illinois, 11/3/07	448
8. at Wisconsin, 11/23/74	435
9. at Illinois, 11/3/18	430
10. vs. Michigan, 11/12/83	423

### SINGLE-GAME RUSHING TOUCHDOWNS

1. at Purdue, 10/8/94	7
vs. Michigan, 11/13/93	7
at Iowa, 11/19/83	7
4. Done 10x, MR: at Wisconsin, 11/23/02	6

### SINGLE-GAME PASSING YARDS

1. at Purdue, 10/3/98	604
2. at Northwestern, 10/13/07	470
3. at Florida Atlantic, 9/15/07	464
4. at Illinois, 10/11/08	462
5. at Arizona State, 9/20/69	446
6. vs. Texas Tech, 12/29/06	445
7. vs. San Jose State, 9/21/13	439
8. vs. Wisconsin, 10/23/93	423
9. vs. Miami (Ohio), 9/8/07	418
10. at Ohio State, 10/13/18	412
vs. Bowling Green, 9/1/07	412

## SINGLE-GAME PASSING ATTEMPTS

1. at Northwestern, 10/13/07	59
vs. Illinois State, 9/11/04	59
3. vs. New Mexico State, 8/30/18	58
4. vs. Eastern Illinois, 8/28/14	57
5. at Northwestern, 10/16/93	56
6. vs. Texas Tech, 12/29/06	55
7. vs. Miami (Ohio), 9/8/07	54
vs. Illinois, 11/6/93	54
9. vs. Bowling Green, 9/1/07	53
10. at Michigan State, 11/11/06	53

## SINGLE-GAME PASSING COMPLETIONS

1. at Northwestern, 10/13/07	41
2. vs. UNLV, 8/29/13	36
vs. Texas Tech, 12/29/06	36
4. vs. Purdue, 11/20/20	35
vs. Bowling Green, 9/1/07	35
at Purdue, 10/3/98	35
7. vs. Illinois, 11/21/15	34
vs. Michigan, 10/10/03	34
9. at Ohio State, 10/13/18	33
vs. Illinois State, 9/11/04	33
vs. Oregon, 12/31/03	33
at Purdue, 9/23/00	33

## SINGLE-GAME PASSING TOUCHDOWNS

1. at Purdue, 10/3/98	6
2. at Iowa, 11/19/05	5
vs. Purdue, 10/11/97	5
at Ohio State, 10/27/90	5
vs. Michigan, 11/18/89	5
at Northwestern, 11/3/73	5

## SINGLE-GAME PENALTIES COMMITTED

1. at Ohio State, 11/6/82	14
2. vs. Texas Tech, 12/28/12	13
at Purdue, 10/3/98	13
4. at Illinois, 11/7/20	12
Michigan State, 10/18/03	12
Maryland, 12/22/77	12

## INTERCEPTIONS RECORDED

1. vs. Wisconsin, 11/20/54	7
----------------------------	---

## MISCELLANEOUS RECORDS

### WINNING POINT DIFFERENTIAL (ALL-TIME)

1. vs. Grinnell, 10/22/1904	(146-0) 146
2. vs. Macalester, 9/30/1903	(112-0) 112
3. vs. Grinnell, 11/1/1902	(102-0) 102
4. vs. Butler, 11/13/1926	(81-0) 81
vs. South Dakota, 10/21/1916	(81-0) 81
vs. South Dakota, 11/1/1905	(81-0) 81
7. vs. South Dakota, 9/24/1904	(77-0) 77
8. vs. Lawrence, 11/5/1904	(69-0) 69
9. vs. Iowa, 10/28/1916	(67-0) 67
10. vs. Northwestern, 11/25/1905	(72-6) 66
vs. Macalester, 9/26/1900	(66-0) 66

### WINNING POINT DIFFERENTIAL (SINCE 1946)

1. vs. Temple, 9/16/2006	(62-0) 62
2. vs. Murray State, 10/27/2001	(66-10) 56
3. vs. Ohio, 9/11/1982	(57-3) 54
4. vs. Western Illinois, 9/10/2022	(62-10) 52
5. vs. Indiana, 11/1/2003	(55-7) 48
vs. Illinois State, 9/18/1999	(55-7) 48
vs. Arkansas State, 9/30/1995	(55-7) 48

# TEAM RECORDS

vs. Iowa, 11/5/1949	(55-7) 48
9. vs. Wyoming, 10/19/1946	(46-0) 46
10. vs. Illinois, 10/23/2004	(45-0) 45
vs. Montana, 9/21/1985	(62-17) 45

### WINNING POINT DIFFERENTIAL ON ROAD (ALL-TIME)

1. at Shattuck, 11/3/1890	(58-0) 58
2. at Nebraska, 10/6/1945	(61-7) 54
3. at Iowa, 11/18/1944	(46-0) 46
at Lawrence, 11/7/1903	(46-0) 46
5. at Kent State, 8/31/2006	(44-0) 44
at Hamline, 10/27/1890	(44-0) 44
7. at Iowa, 11/6/1926	(41-0) 41
8. at Michigan, 11/16/1935	(40-0) 40
9. at Pittsburgh, 10/2/1954	(46-7) 39
10. at Iowa, 11/2/1891	(42-4) 38

### WINNING POINT DIFFERENTIAL ON ROAD (SINCE 1946)

1. at Kent State, 8/31/2006	(44-0) 44
2. at Pittsburgh, 10/2/1954	(46-7) 39
3. at Iowa, 11/25/1989	(43-7) 36
4. at Rutgers, 10/19/2019	(42-7) 35
at Northwestern, 10/12/1957	(41-6) 35
6. at Oregon State, 9/9/2017	(48-14) 34
7. at Illinois, 10/21/1961	(33-0) 33
8. at Tulsa, 9/1/2005	(41-10) 31
9. at Colorado, 9/18/2021	(30-0) 30
at Illinois, 10/16/1999	(37-7) 30

### LOSING POINT DIFFERENTIAL (ALL-TIME)

1. vs. Nebraska, 9/17/1983	(84-13) 71
2. at Oklahoma, 9/20/1986	(63-0) 63
3. at Michigan, 10/1/2011	(58-0) 58
vs. Colorado, 9/21/1991	(58-0) 58
5. at Nebraska, 9/22/1990	(56-0) 56
6. vs. Iowa, 11/22/2008	(55-0) 55
7. at Nebraska, 10/5/1974	(54-0) 54
8. vs. Penn State, 9/3/1994	(56-3) 53
9. vs. Michigan, 11/13/1993	(58-7) 51
vs. Iowa, 11/19/1983	(61-10) 51
at Ohio State, 10/1/1983	(69-18) 51

### MILESTONE WINS

100	at Wisconsin, Nov. 26, 1903 (17-0)
200	vs. North Dakota, Oct. 20, 1923 (27-0)
300	vs. Illinois, Oct. 11, 1941 (34-6)
400	vs. UCLA, Jan. 1, 1962 (21-3)
500	vs. Northwestern, Oct. 10, 1981 (35-23)
600	vs. Louisiana, Sept. 20, 2003 (48-14)
700	vs. Illinois, 10/5/19 (40-17)

### RECORD AGAINST TOP 25 TEAMS

Overall:	32-157-4
Home:	18-76-2
Away:	12-79-2
Neutral:	2-2-0

### RECORD AGAINST TOP 10 TEAMS

Overall:	17-85-2
Home:	9-46-1
Away:	7-39-1
Neutral:	1-0-0

### RECORD AGAINST TOP 5 TEAMS

Overall:	13-47
Home:	7-21
Away:	6-25

### GAMES VS. #1 & #2 RANKED TEAMS (5-18)

11-12-38	at #2 Notre Dame	L, 0-19
10-25-47	at #1 Michigan	L, 6-13
10-23-48	vs. #1 Michigan	L, 14-27
10-22-55	vs. #1 Michigan	L, 13-14
11-05-60	at #1 Iowa	W, 27-10
11-4-61	vs. #1 Michigan State	W, 13-0
10-18-69	vs. #1 Ohio State	L, 7-34
10-17-70	at #1 Ohio State	L, 8-28
10-6-73	vs. #2 Nebraska	L, 7-48
11-15-75	at #1 Ohio State	L, 6-38
10-22-77	vs. #1 Michigan	W, 16-0
9-22-79	at #1 USC	L, 14-48
9-17-83	vs. #1 Nebraska	L, 13-84
9-15-84	at #1 Nebraska	L, 7-38
9-20-86	at #1 Oklahoma	L, 0-63
11-15-86	at #2 Michigan	W, 20-17
11-2-96	at #2 Ohio State	L, 0-45
10-18-97	at #1 Penn State	L, 15-16
10-17-98	at #1 Ohio State	L, 15-45
11-6-99	at #2 Penn State	W, 24-23
10-28-06	at #1 Ohio State	L, 0-44
9-3-15	vs. #2 TCU	L, 17-23
11-7-15	at #1 Ohio State	L, 14-28

### WINNING/LOSING STREAKS

#### Unbeaten streak:

1. 9/19/1903-10/28/1905	35 (34-0-1)
2. 9/30/1933-10/24/1936	28 (24-0-4)
3. 9/15/1900-11/9/1901	20 (18-0-2)
4. 11/25/1939-9/26/1942	18 (18-0-0)
10/24/1891-11/10/1894	18 (17-0-1)
6. 11/14/1914-10/28/1916	13 (12-0-1)
7. 11/24/2018-11/9/2019	11 (11-0-0)
10/1/1927-10/20/1928	11 (9-0-2)
9. 10/30/1948-10/15/1949	8 (8-0-0)
11/4/1944-10/20/1945	8 (7-0-1)
11/10/1928-11/2/1929	8 (8-0-0)
11/23/1901-10/11/1902	8 (7-0-1)
11/28/1895-10/31/1896	8 (8-0-0)

#### Consecutive wins:

1. 11/2/1903-10/28/1905	24
2. 11/25/33-10/24/36	21
3. 11/25/39-10/3/42	18
4. 11/2/1891-11/10/1894	16
5. 11/24/2018-11/9/2019	11
6. 9/19/1903-10/24/1903	10
7. 10/30/1948-10/15/1949	8
11/10/1928-11/2/1929	8
11/28/1895-10/31/1896	8
10. Done 7x, MR: 12/30/02-10/4/03	7

#### Home unbeaten streak:

1. 11/1/1902-10/28/1905	32 (31-0-1)
2. 9/15/1900-10/11/1902	25 (21-0-4)
3. 9/30/1933-10/16/1937	24 (22-0-2)
4. 10/1/1927-11/2/1929	14 (14-0-0)
5. 10/24/1891-9/29/1895	13 (13-0-0)
6. 11/25/1939-9/26/1942	12 (12-0-0)
7. 11/14/1914-10/28/1916	11 (11-0-0)
10/12/1895-10/31/1896	11 (11-0-0)
9. 9/24/1910-11/4/1911	10 (10-0-0)
10/24/1953-11/13/1954	10 (9-0-1)

#### Consecutive home wins:

1. 10/21/1933-10/16/1937	21
2. 9/17/1904-10/28/1905	18
3. 10/1/1927-11/2/1929	14
4. 11/1/1902-10/24/1903	13

10/24/1891-9/29/1895	13
6. 11/25/1939-9/26/1942	12
7. 11/14/1914-10/28/1916	11
10/12/1895-10/31/1896	11
9. 9/24/1910-11/4/1911	10
10. 11/9/1946-10/16/1948	9
11/8/1930-10/1/1932	9

#### Consecutive road wins:

1. 9/24/1960-11/3/1962	7
10/20/1934-9/26/1936	7
11/2/1903-11/10/1906	7
4. 10/19/1940-11/15/1941	6
5. 10/2/1999-9/16/2000	5
11/2/1891-10/30/1893	5
7. 11/24/2018-10/30/2019	4
9/13/2003-10/25/2003	4
11/13/1948-10/15/1949	4
11/30/1918-11/22/1919	4

#### Road unbeaten streak:

1. 11/4/1933-9/26/1936	9 (7-0-2)
2. 11/2/1903-11/23/1907	8 (7-0-1)
10/27/1890-10/30/1893	8 (7-0-1)
4. 9/24/1960-11/3/1962	7 (7-0-0)
5. 10/19/1940-11/15/1941	6 (6-0-0)
11/1/1913-11/25/1916	6 (5-0-1)
7. 10/2/1999-9/16/2000	5 (5-0-0)
10/30/1926-11/19/1927	5 (3-0-2)
9. 11/24/2018-10/19/2019	4 (4-0-0)
9/13/2003-10/25/2003	4 (4-0-0)
9/29/1956-10/12/1957	4 (3-0-1)
11/13/1948-10/15/1949	4 (4-0-0)
11/30/1918-11/22/1919	4 (4-0-0)

#### Big Ten unbeaten streak:

1. 10/7/1933-10/24/1936	18 (14-0-4)
2. 11/25/1939-11/22/1941	12 (12-0-0)
3. 10/2/1909-11/2/1912	11 (10-0-1)
4. 11/7/1936-10/15/1938	9 (9-0-0)
5. 10/17/1903-10/21/1905	8 (7-0-1)
6. 11/24/2018-11/9/2019	7 (7-0-0)
11/19/1960-11/18/1961	7 (7-0-0)
11/14/1914-10/28/1916	7 (6-0-1)
9. 10/30/1948-10/15/1949	6 (6-0-0)
10/15/1927-10/20/1928	6 (5-0-1)

#### Big Ten win streaks:

1. 11/25/1933-10/24/1936	13
2. 11/25/1939-11/22/1941	12
3. 11/7/1936-10/15/1938	9
4. 11/24/2018-11/9/2019	7
11/19/1960-11/18/1961	7
10/30/1909-11/4/1911	7
7. 10/30/1948-10/15/1949	6
11/14/1903-10/21/1905	6
9. 11/1/1969-10/10/1970	5
10/20/1962-11/17/1962	5
10/1/1960-11/5/1960	5
10/22/1927-10/20/1928	5
11/23/1901-11/15/1902	5

#### Big Ten home unbeaten streak:

1. 10/7/1933-10/14/1939	21 (18-0-3)
2. 10/13/1900-10/21/1905	11 (9-0-2)
3. 11/25/1939-10/31/1942	9 (9-0-0)
4. 11/25/1939-10/31/1942	8 (8-0-0)
5. 10/24/1953-11/13/1954	7 (6-0-1)
10/2/1909-11/2/1912	7 (7-0-0)

# TEAM RECORDS

- 7. 11/8/1969-9/11/1971
- 11/9/1946-10/16/1948
- 10/22/1927-11/2/1929
- 10. 11/1/2003-10/23/2004
- 10/21/1967-10/12/1968
- 11/14/1914-10/28/1916

- 6 (5-0-1)
- 6 (6-0-0)
- 6 (6-0-0)
- 5 (5-0-0)
- 5 (5-0-0)
- 5 (5-0-0)

- Home losing streak:**
- 1. 10/2/1982-11/12/1983
  - 2. 9/11/2010-10/30/2010
  - 3. 9/22/2007-11/17/2007
  - 10/25/1991-9/19/1992
  - 11/23/1957-11/8/1958

**SEASON SHUTOUTS (ALL-TIME)**

- 1. 1903
- 2. 1904
- 3. 1901
- 4. 1905
- 1902
- 1900
- 7. 1910
- 1896
- 9. 1962
- 1936
- 1895

**Big Ten home win streak:**

- 1. 10/28/1933-11/5/1938
- 2. 11/25/1939-10/31/1942
- 11/7/1964-10/29/1966
- 4. 10/2/1909-11/2/1912
- 11/3/1900-10/17/1903
- 6. 11/9/1946-10/16/1948
- 10/22/1927-11/2/1929
- 8. 11/1/2003-10/23/2004
- 10/21/1967-10/12/1968
- 11/14/1914-10/28/1916

**Road winless streak:**

- 1. 11/17/1990-9/25/1993
- 2. 10/19/1957-11/14/1959
- 3. 10/22/1949-10/25/1952
- 4. 10/9/2010-11/19/2011
- 5. 10/7/2017-11/3/2018
- 10/21/1922-10/16/1926

**SEASON SHUTOUTS (SINCE 1946)**

- 1. 1962
- 2. 1960
- 1948
- 4. 2022
- 2006
- 1977
- 2
- 1975
- 2
- 1967
- 1963
- 2
- 1961
- 2
- 1947
- 2
- 1946
- 2

**Big Ten road unbeaten streak:**

- 1. 10/22/1960-11/3/1962
- 11/4/1933-11/16/1935
- 11/1/1913-11/25/1916
- 11/14/1903-11/23/1907
- 5. 10/19/1940-11/15/1941
- 6. 10/2/1999-11/20/1999
- 10/30/1926-11/19/1927
- 11/30/1918-11/22/1919
- 11/13/1909-11/25/1911
- 10. Done 7x, MR: 11/24/2018-10/19/2019

- 6 (6-0-0)
- 6 (4-0-2)
- 6 (5-0-1)
- 6 (5-0-1)
- 5 (5-0-0)
- 4 (4-0-0)
- 4 (3-0-1)
- 4 (4-0-0)
- 4 (3-0-1)
- 3 (3-0-0)

**Road losing streak:**

- 1. 11/17/1990-9/25/1993
- 2. 10/19/1957-11/14/1959
- 3. 10/9/2010-11/19/2011
- 4. 10/7/2017-11/3/2018
- 5. 10/21/2000-11/17/2001
- 10/24/1987-11/12/1988
- 10/1/1983-9/22/1984
- 9/19/1970-10/9/1971
- 10/22/1949-10/27/1951

**Big Ten losing streaks:**

- 1. 10/2/1982-9/29/1984
- 2. 10/14/1995-11/9/1996
- 3. 9/22/2007-9/27/2008
- 10/27/1945-11/2/1946
- 5. 11/7/2009-11/6/2010
- 11/9/1957-11/8/1958

**CONSECUTIVE SHUTOUTS (ALL-TIME)**

- 1. 11/2/1903-10/22/1904
- 2. 11/5/1904-10/28/1905
- 3. 9/19/1903-10/24/1903
- 4. 11/23/1901-10/11/1902
- 9/21/1901-11/9/1901
- 6. 9/24/1910-11/12/1910
- 7. 9/15/1900-10/6/1900
- 8. 9/25/1909-10/16/1909
- 11/20/1889-11/5/1890
- 10. Done 7x, MR: 10/10/1936-10/24/1936

**Big Ten road win streak:**

- 1. 10/22/1960-11/3/1962
- 2. 10/19/1940-11/15/1941
- 11/14/1903-11/10/1906
- 4. 10/2/1999-11/20/1999
- 10/27/1934-11/16/1935
- 11/30/1918-11/22/1919
- 7. Done 7x, MR: 11/24/2018-10/19/2019

- 6
- 5
- 5
- 4
- 4
- 4
- 3

**Big Ten winless streak:**

- 1. 10/2/1982-9/29/1984
- 2. 10/14/1995-11/9/1996
- 3. 9/22/2007-9/27/2008
- 11/21/1987-11/19/1988
- 10/27/1945-11/2/1946

**Big Ten home losing streak:**

- 1. 11/21/1981-9/29/1984
- 2. 10/14/1995-10/26/1996
- 11/13/1993-11/19/1994
- 10/27/1945-11/2/1946
- 10/25/1919-11/20/1920

**Winless streak:**

- 1. 9/15/2007-11/17/2007
- 9/17/1983-11/19/1983
- 11/9/1957-11/8/1958
- 4. 9/11/2010-11/6/2010
- 5. 10/19/1991-9/26/1992

- 10 (0-10-0)
- 10 (0-10-0)
- 10 (0-10-0)
- 9 (0-9-0)
- 9 (0-9-0)

**Losing streaks:**

- 1. 9/15/2007-11/17/2007
- 9/17/1983-11/19/1983
- 11/9/1957-11/8/1958
- 4. 9/11/2010-11/6/2010
- 10/19/1991-9/26/1992

- 10
- 10
- 9
- 9
- 9

**Big Ten home winless streak:**

- 1. 11/21/1981-9/29/1984
- 2. 10/14/1995-10/26/1996
- 11/13/1993-11/19/1994
- 10/27/1945-11/2/1946
- 10/25/1919-11/20/1920

- 10 (0-10-0)
- 5 (0-5-0)
- 5 (0-5-0)
- 5 (0-5-0)
- 5 (0-5-0)

**Home winless streak:**

- 1. 9 (0-9-0)
- 2. 6 (0-6-0)
- 3. 5 (0-5-0)
- 5 (0-5-0)
- 5 (0-3-2)
- 5 (0-5-0)

- 10/2/1982-11/12/1983
- 9/11/2010-10/30/2010
- 9/22/2007-11/17/2007
- 10/25/1991-9/19/1992
- 10/8/1988-9/23/1988
- 11/23/1957-11/8/1958

**Big Ten road losing streak:**

- 1. 11/12/1994-11/14/1998
- 2. 11/12/2016-11/3/2018
- 11/17/1990-9/4/1993
- 10/9/1982-9/22/1984
- 10/19/1957-11/14/1959

- 17
- 10
- 10
- 10
- 10

**Big Ten road winless streak:**

- 1. 11/12/1994-11/14/1998
- 2. 11/12/2016-11/3/2018
- 11/17/1990-9/4/1993
- 10/9/1982-9/22/1984
- 10/19/1957-11/14/1959

- 17 (0-17-0)
- 10 (0-10-0)
- 10 (0-10-0)
- 10 (0-10-0)
- 10 (0-10-0)

# ATTENDANCE RECORDS

## HUNTINGTON BANK STADIUM ATTENDANCE

CAPACITY: 50,805 (2009-13; 2016-) • 52,525 (2014-15)

Year	Att.	Gm.	Largest Crowd	Avg.
2022	315,130	7	Rutgers, 10/29/22 (49,368)	45,019
2021	322,978	7	Ohio State, 9/2/21 (50,805)	46,139
2020*	1,953	3	Iowa, 11/13/20 (771)	651
2019	323,330	7	Wisconsin, 11/30/19 (53,756)	46,190
2018	265,407	7	Iowa, 10/6/18 (48,199)	37,915
2017	310,506	7	Michigan State, 10/14/17 (47,541)	44,358
2016	306,697	7	Iowa, 10/8/16 (49,145)	43,814
2015	366,484	7	TCU, 9/3/15 (54,147)	52,355
2014	335,056	7	Purdue, 10/18/14 (51,241)	47,865
2013	334,581	7	Wisconsin, 11/23/13 (53,090)	47,797
2012	326,456	7	Syracuse, 9/22/12 (50,805)	46,637
2011	333,996	7	Miami (Ohio), 9/17/11 (49,950)	47,714
2010	346,593	7	Iowa, 11/27/10 (50,805)	49,513
2009	355,635	7	Sold out all 7 games (50,805)	50,805

\* Only family members were able to attend games due to the Covid-19 pandemic

### LARGEST HUNTINGTON BANK STADIUM CROWDS

- 54,147 vs. TCU, 9/13/15
- 54,062 vs. Nebraska, 10/17/15
- 53,917 vs. Ohio, 9/26/15
- 53,756 vs. Wisconsin, 11/30/19
- 53,090 vs. Wisconsin, 11/23/13
- 52,850 vs. Wisconsin, 11/28/15
- 52,823 vs. Kent State, 9/19/15
- 51,883 vs. Penn State, 11/9/19
- 51,382 vs. Iowa, 9/28/13
- 51,241 vs. Purdue, 10/18/14

## METRODOME ATTENDANCE

CAPACITY: 62,218 (1982-90) • 64,172 (1991-2008)

Year	Att.	Gm.	Largest Crowd	Avg.
2008	342,705	7	Iowa (64,071)	48,958
2007	362,538	7	North Dakota State (63,088)	51,791
2006	313,239	6	Iowa (64,140)	52,207
2005	294,147	6	Wisconsin (65,089)	49,025
2004	285,438	6	Iowa (64,719)	47,573
2003	309,038	7	Michigan (62,374)	44,148
2002	292,492	7	Iowa (65,184)	41,785
2001	260,912	6	Wisconsin (55,890)	43,485
2000	284,112	6	Northwestern (59,004)	47,352
1999	318,086	7	Wisconsin (63,108)	45,441
1998	249,854	6	Iowa (50,640)	41,642
1997	269,385	6	Wisconsin (57,563)	44,898
1996	261,113	6	Iowa (53,349)	43,519
1995	291,173	6	Wisconsin (64,016)	48,529
1994	253,851	6	Iowa (53,340)	42,309
1993	239,973	6	Wisconsin (64,798)	39,996
1992	227,446	6	Iowa (57,368)	37,908
1991	218,219	6	San Jose State (47,914)	36,370
1990	243,511	6	Iowa (64,694)	40,585
1989	237,642	6	Nebraska (58,368)	39,607
1988	312,656	7	Iowa (63,894)	44,665
1987	371,919	7	Wisconsin (62,412)	53,131
1986	335,150	6	Iowa (65,018)	55,858
1985	426,898	7	Wisconsin (64,571)	60,985
1984	310,745	6	Iowa (63,479)	51,791
1983	237,921	5	Wisconsin (62,689)	47,584
1982	353,388	6	Iowa (63,872)	58,898

### LARGEST METRODOME CROWDS:

- 65,184 vs. Iowa, 11/23/02
- 65,089 vs. Wisconsin, 10/15/05
- 65,018 vs. Iowa, 11/22/86
- 64,798 vs. Wisconsin, 10/23/93
- 64,719 vs. Iowa, 11/13/04
- 64,694 vs. Iowa, 11/24/90
- 64,571 vs. Wisconsin, 11/9/85
- 64,455 vs. Ohio State, 10/26/85
- 64,140 vs. Iowa, 11/18/06
- 64,129 vs. Michigan, 11/16/85

## MEMORIAL STADIUM ATTENDANCE

CAPACITY: 52,809 (1924-69) • 56,652 (1970-81)

Year	Att.	Gm.	Largest Crowd	Avg.
1981	301,248	7	Michigan (52,875)	43,035
1980	265,105	6	Iowa (58,158)	44,184
1979	245,302	6	Purdue (47,686)	40,884
1978	238,072	6	Ohio State (55,200)	39,679
1977	247,118	7	Michigan (44,165)	35,303
1976	257,878	6	Iowa (53,222)	42,980
1975	220,081	7	Wisconsin (37,578)	31,440
1974	226,127	6	Iowa (48,579)	37,688
1973	245,706	6	Nebraska (56,782)	40,951
1972	221,553	6	Iowa (44,196)	36,926
1971	205,854	6	Michigan (44,176)	34,309
1970	226,279	5	Nebraska (52,287)	45,256
1969	272,539	6	Ohio State (53,106)	45,423
1968	312,806	6	USC (60,820)	52,134
1967	287,798	6	Michigan State (56,334)	47,966
1966	248,068	5	Iowa (62,631)	49,614
1965	302,747	6	Michigan (58,519)	50,458
1964	277,387	5	Iowa (64,301)	55,477
1963	290,439	5	Michigan (62,107)	58,088
1962	377,744	6	Purdue (67,081)	62,957
1961	366,491	6	Purdue (67,081)	61,082
1960	344,988	6	Iowa (65,610)	57,498
1959	263,983	5	Michigan (57,354)	52,797
1958	288,817	5	Iowa (64,485)	57,763
1957	319,942	5	Purdue (65,605)	63,988
1956	375,407	6	Iowa (64,531)	62,568
1955	305,581	5	USC (64,074)	61,116
1954	347,555	6	Iowa (65,464)	57,926
1953	293,313	5	Michigan (62,795)	58,663
1952	270,292	5	Iowa (60,376)	54,058
1951	255,851	5	Nebraska (54,625)	51,170
1950	267,024	5	Iowa (60,321)	53,405
1949	304,701	5	Wisconsin (63,139)	60,940
1948	316,281	5	Purdue (66,953)	63,256
1947	286,120	5	Wisconsin (63,862)	57,224
1946	326,828	6	Iowa (59,180)	54,471
1945	254,851	6	Ohio State (56,000)	42,475
1944	191,762	6	Northwestern (46,482)	31,960
1943	200,261	7	Purdue (43,000)	28,609
1942	216,000	6	Michigan (55,000)	36,000
1941	245,686	5	Northwestern (64,464)	49,137
1940	240,613	5	Iowa (62,992)	48,123
1939	226,075	5	Ohio State (55,000)	45,215
1938	244,212	5	Michigan (54,212)	48,842
1937	254,729	5	Notre Dame (63,237)	50,946
1936	258,980	5	Iowa (63,200)	51,796
1935	219,400	5	Northwestern (52,000)	43,880
1934	193,462	5	Michigan (59,362)	38,692
1933	167,497	6	Iowa (45,000)	27,916
1932	129,766	6	Northwestern (35,000)	21,628
1931	162,000	7	Wisconsin (52,000)	23,143
1930	179,000	6	Northwestern (54,000)	29,833
1929	223,160	6	Michigan (58,160)	37,193
1928	148,000	5	Chicago (58,000)	29,600
1927	185,000	5	Wisconsin (56,000)	37,000
1926	154,000	5	Michigan (58,000)	30,800
1925	213,000	7	Notre Dame (52,000)	30,429
1924	140,341	6	Michigan (43,000)	23,390

### LARGEST MEMORIAL STADIUM CROWDS

- 67,081 vs. Purdue, 11/17/62
- 67,081 vs. Purdue, 11/18/61
- 66,953 vs. Purdue, 11/6/48
- 66,284 vs. Purdue, 11/18/61
- 66,232 vs. Wisconsin, 11/25/61
- 65,610 vs. Iowa, 11/5/60
- 65,605 vs. Purdue, 10/5/1957
- 65,549 vs. Purdue, 11/6/48
- 65,464 vs. Iowa, 11/13/54
- 65,292 vs. Iowa, 11/5/60



# ATTENDANCE RECORDS

## GREATER NORTHPROP FIELD ATTENDANCE

Year	Att.	Gm.	Largest Crowd	Avg.
1923	85,000	5	Iowa (26,000)	17,000
1922	87,000	4	Wisconsin (27,000)	21,750
1921	66,000	4	Iowa (23,000)	16,500
1920	67,000	4	Michigan (23,000)	16,750
1919	51,500	4	Illinois (25,000)	12,875
1918	34,500	5	All-Stars (15,000)	6,900
1917	*14,000 (1)	4	Chicago (14,000)	---
1916	*40,368 (3)	6	Wisconsin (24,000)	---
1915	39,000	5	Chicago (20,000)	7,800
1914	35,000	5	Wisconsin (17,000)	7,000
1913	33,500	4	Chicago (21,000)	8,375
1912	52,500	6	Wisconsin (20,000)	8,750
1911	41,000	5	Chicago (20,000)	8,200
1910	50,000	5	Wisconsin (18,000)	10,000
1909	62,000	5	Chicago (26,000)	12,400
1908	52,000	5	Wisconsin & Carlisle (15,000)	10,400
1907	46,000	4	Chicago (18,000)	11,500
1906	38,000	4	Carlisle (20,000)	9,500
1905	55,050	11	Wisconsin (25,000)	5,005
1904	*34,500 (6)	11	Wisconsin (18,000)	---
1903	*26,000 (3)	11	Michigan (20,000)	---
1902	*16,500 (3)	10	Illinois (8,000)	---
1901	*20,000 (2)	8	Nebraska & Iowa (10,000)	---
1900	*700 (1)	11	Central High (700)	---
1899	*3,000 (1)	10	Northwestern (3,000)	---

\* - not all attendance information available (number of games with data)

### LARGEST GREATER NORTHPROP FIELD CROWDS

1.	27,000	vs. Wisconsin, 11/4/1922
2.	26,000	vs. Iowa, 11/17/1923
	26,000	vs. Chicago, 10/30/1909
4.	25,000	vs. Michigan, 11/25/1922
	25,000	vs. Ohio State, 10/28/1922
	25,000	vs. Illinois, 11/8/1919
	25,000	vs. Michigan, 11/20/1909
	25,000	vs. Wisconsin, 11/4/1905
9.	24,000	vs. Wisconsin, 11/18/1916
10.	23,000	vs. Iowa, 11/5/1921
	23,000	vs. Michigan, 11/20/1920

### ALL-TIME HOME STADIUM AVERAGE ATTENDANCE

Average	Year	Total	Games	Venue
1.	63,988	1957	319,942	5 Memorial Stadium
2.	63,256	1948	316,281	5 Memorial Stadium
3.	62,957	1962	377,744	6 Memorial Stadium
4.	62,568	1956	375,407	6 Memorial Stadium
5.	61,116	1955	305,581	5 Memorial Stadium
6.	61,082	1961	366,491	6 Memorial Stadium
7.	60,985	1985	436,989	7 Metrodome
8.	60,940	1949	304,701	5 Memorial Stadium
9.	58,898	1982	353,388	6 Metrodome
10.	58,663	1953	293,313	5 Memorial Stadium

### ALL-TIME HOME STADIUM ATTENDANCE RECORDS

Attendance	Opponent	Date	Venue
1.	67,081	Purdue	11/17/1962
	67,081	Purdue	11/18/1961
3.	66,953	Purdue	11/6/1948
4.	66,284	Purdue	11/18/1961
5.	66,232	Wisconsin	11/25/1961
6.	65,610	Iowa	11/5/1960
7.	65,605	Purdue	10/5/1957
8.	65,549	Purdue	11/6/1948
9.	65,464	Iowa	11/13/1954
10.	65,292	Iowa	11/5/1960
11.	65,184	Iowa	11/23/2002
12.	65,130	Michigan	10/23/1948
13.	65,089	Wisconsin	10/15/2005
14.	65,087	Iowa	11/10/1962
15.	65,018	Iowa	11/22/1986
16.	64,926	Indiana	10/30/1948

17.	64,798	Wisconsin	10/23/1993
18.	64,719	Iowa	11/13/2004
19.	64,694	Iowa	11/24/1990
20.	64,680	Michigan	10/26/1957
21.	64,571	Wisconsin	11/9/1985
22.	64,531	Iowa	11/10/1956
23.	64,485	Iowa	11/8/1958
24.	64,464	Northwestern	11/1/1941
25.	64,455	Ohio State	10/26/1985

## ALL-TIME ATTENDANCE RECORDS

Attendance	Opponent	Date	Venue
1.	111,518	at Michigan	10/9/2004
2.	111,117	at Michigan	10/8/2005
3.	111,106	at Michigan	10/1/2011
4.	111,090	at Michigan	11/4/2017
5.	111,079	at Michigan	10/5/2013
6.	110,828	at Michigan	11/10/2001
7.	109,813	at Penn State	10/22/2022
8.	109,432	at Michigan	10/27/2007
9.	108,075	at Ohio State	11/7/2015
10.	107,981	at Penn State	10/17/2009
11.	106,735	at Penn State	9/27/2003
12.	106,604	at Penn State	10/1/2005
13.	106,579	at Michigan	10/24/1992
14.	106,577	at Michigan	11/1/1997
15.	105,624	at Michigan	11/12/1994
16.	105,619	at Michigan	10/30/1982
17.	105,443	at Ohio State	10/28/2006
18.	105,308	at Michigan	10/28/1978
19.	105,175	at Ohio State	9/27/2008
20.	105,011	at Ohio State	10/24/2009
21.	104,929	at Michigan	10/28/1995
22.	104,897	at Ohio State	11/2/2002
23.	104,864	at Michigan	11/15/1986
24.	104,677	at Michigan	10/13/1979
25.	104,426	at Michigan	10/30/1976

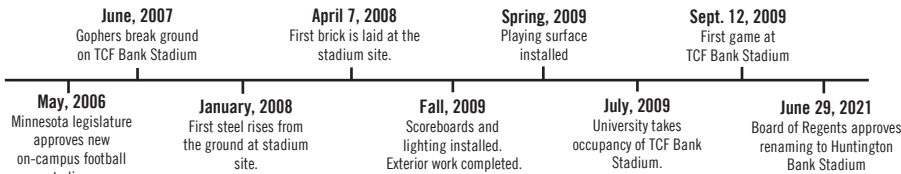
## ALL-TIME NON-CONFERENCE ROAD ATTENDANCE RECORDS

Attendance	Opponent	Date	Venue
1.	76,408	at Nebraska	10/5/1974
2.	76,354	at Nebraska	9/22/1990
3.	76,217	at Nebraska	9/30/1972
4.	76,077	at Nebraska	9/15/1984
5.	75,004	at Oklahoma	9/20/1986
6.	69,000	at Cal	10/6/1951
7.	68,273	at USC	9/3/2011
8.	68,187	at Nebraska	9/18/1971
9.	66,698	at USC	9/26/1953
10.	65,347	at Nebraska	9/30/1967
11.	65,000	at Pittsburgh	10/20/1934
12.	61,766	at USC	9/22/1979
13.	58,497	at USC	9/17/1965
14.	57,200	at Missouri	9/19/1970
15.	55,245	at Notre Dame	11/12/1938

## ALL-TIME NEUTRAL SITE ATTENDANCE RECORDS

Attendance	Opponent	Date	Bowl
1.	98,214	UCLA	1/1/1962
2.	97,314	Washington	12/1/1961
3.	66,089	Alabama	12/31/2004
4.	51,327	Tennessee	12/29/1986
5.	50,386	Texas Tech	12/28/2012
6.	49,103	Kansas	12/31/2008
7.	48,894	Oregon	12/31/2003
8.	48,757	Oregon	12/31/1999
9.	48,704	Washington State	12/27/2016
10.	48,624	Missouri	1/1/2015
11.	48,391	Texas Tech	12/29/2006
12.	47,000	Maryland	12/22/1977
13.	45,652	Auburn	1/1/2020
14.	45,090	Iowa State	12/31/2009
15.	42,800	Clemson	12/21/1985


# HUNTINGTON BANK STADIUM: THE TIMELINE



## HUNTINGTON BANK STADIUM INFORMATION

### STADIUM SEATING

50,805	Capacity of stadium
25,000	Approximate number of seats with permanent chairbacks
37	Private Suites
57	Loge Boxes
1,250	Outdoor Club seats
250	Indoor Club seats
20,000	Square-foot Club Room for game day and non-game day usage



### STADIUM BY THE NUMBERS

1,300,000	Total number of on-site work hours to complete stadium
24,000	Cubic yards of cast-in-place concrete, enough to make a five-foot-wide sidewalk from Minneapolis to Rochester, MN (74 miles)
8,800	Tons of structural steel, 97% of which is from recycled steel
4,019,760	LED lights make up the video boards. The main scoreboard is one of the largest in college sports.
740,000	Units of brick
2,020,000	Feet of cable for telecom, broadcast, sound, fire alarm and security systems (382 miles)
2,210,000	Feet of electrical wire/cable for power (418 miles)
900,000	Square feet of finished space
7,500	Light fixtures
350	Televisions
38	Miles of Aquatherm Blue Pipe filled with Glycol-based heat to keep the field from freezing
12	Elevators and two escalators

### STADIUM FACTS

Playing Surface	FieldTurf
Architect	Populous (formerly HOK Sport)
General Contractor	Mortenson (in partnership with Thor)
Construction Cost	\$288.5 million

### OTHER STADIUM NOTES

- When completed, Huntington Bank Stadium became the first new football stadium in the Big Ten since 1960 and the first in NCAA FBS since 2006 (additional NCAA FBS stadiums have since been built).
- The Gophers locker room is a state-of-the-art 60 x 25-yard area, shaped like a football with 120 custom-built lockers and 10 televisions.
- The Gophers have a private recruiting room that can accommodate 150 people.
- The main high-definition video display is one of the largest in college sports at approximately 48 feet high by 108 feet wide. It boasts Daktronics HD-16 technology and was the first of its kind in the Big Ten Conference.
- The University achieved LEED certification (Leadership in Energy and Environmental Design) for Huntington Bank Stadium, making it the first LEED certified college football stadium in America. The certification is achieved by accumulating credits for various environmentally and sustainable efforts in design and construction.
- In addition to Minnesota college football games, Huntington Bank Stadium has hosted Gopher hockey games, Monday Night Football (Minnesota vs. Chicago), NHL Stadium Series (Minnesota vs. Chicago), international soccer match (Manchester City vs. Olympiacos), MLB All-Star concert, U2, Rolling Stones, Beyonce, One Direction, Luke Bryan and Florida Georgia Line. The Minnesota Vikings (2014-15) and Minnesota United (2017-18) played seasons at Huntington Bank Stadium, while their new stadiums were being built.

## H.H.H. METRODOME 1982-2008

The Hubert H. Humphrey Metrodome, home of Golden Gopher football from 1982-2008, was the nation's largest air-supported, multiple-use facility. It was the site of two World Series, a Super Bowl and two NCAA Final Fours. Minnesota played its final season in the Dome in 2008 before heading back to campus to play in the newly constructed TCF Bank Stadium (renamed Huntington Bank Stadium prior to the 2021 season).

In addition to serving as the home facility for the Gophers, the Metrodome was home to the Minnesota Vikings and Twins. In 1989, it also served as home to the Timberwolves, who set the all-time NBA attendance record in their inaugural season.

The Metrodome was located in downtown Minneapolis, just minutes away from the University campus. Its seating capacity was listed at 64,172, but more than 65,000 fans packed the place for Minnesota football.



Metrodome

## MEMORIAL STADIUM 1924-1981

Opened on Oct. 4, 1924, Memorial Stadium served as the home of the Golden Gophers for 57 years. The stadium was dedicated to the 3,527 university workers and graduates who served in World War I, 98 of whom died in service. Built on approximately 11 acres where the current University Recreation Center, Aquatic Center and McNamara Alumni Center stand today, Memorial Stadium had 52,736 permanent seats but could seat more than 56,000. The horseshoe-shaped stadium also served as the home track and field facility. With the addition of temporary bleacher seating, more than 60,000 fans could fit into Memorial Stadium as a stadium-record 67,081 fans watched Minnesota face Purdue in both 1961 and 1962.

The stadium, which took seven months to construct, cost \$572,000 to build. More than 475 workers were employed for the construction that required more than 1.4 million feet of lumber, one million bricks and 90,000 sacks of cement. Minnesota played its first game in Memorial Stadium on Oct. 4, 1924, defeating North Dakota 14-0. Tickets for the inaugural game were just one dollar.

The Golden Gophers had a stellar record in Memorial Stadium, including 12 unbeaten seasons at home. They didn't suffer a losing season at home from the building's inception in 1924 until 1950, a span of 26 years.

Memorial Stadium was changed to artificial turf in 1970 but then switched back to natural grass in 1977. The stadium was demolished in 1989 and 2,000 of the original bricks were used in the building of Mariucci Arena. University officials debated renovation of Memorial Stadium, but instead opted for a move to the Metrodome.



Memorial Stadium




## GREATER NORTHROP FIELD

### 1899-1923

Named in honor of University President Cyrus Northrop, Greater Northrop Field opened its doors in 1899. Prior to the stadium's construction, the University of Minnesota played on a field south of the Army. The grandstand consisted of chairs around the sidelines. When rates for a downtown stadium increased, the University found it a necessity for an enclosed stadium on the campus.

Built in front of Pillsbury Hall, which still stands today, the Northrop Field originally featured a nine-foot high board fence built by the student body. A quarter-mile track ran around the playing field. Alfred Pillsbury organized the building of a massive brick fence that was built around the original grandstand that made Northrop Field unlike any other stadium in the country at the time. The grandstand seated 8,000 fans and was 33 rows high. Additional seating in the end zones added to the seating capacity.

Minnesota played its first game at Northrop Field in November of 1899 against Northwestern where it suffered an 11-5 defeat. The last game was played in 1923 when Michigan beat Iowa 20-7. Perhaps the most memorable game was a 6-6 tie with Michigan in 1903 when an over-capacity 20,000 fans crowded into the stadium.



Greater Northrop Field



# HUNTINGTON BANK STADIUM RECORDS

## RUSHING

### MOST CARRIES

#### Minnesota

- 39 Mohamed Ibrahim vs. Iowa (11/19/22)
- 35 David Cobb vs. Purdue (10/18/14)
- 34 Trey Potts vs. Miami (OH) (9/11/21)
- 34 David Cobb vs. San Jose State (9/20/14)
- 33 Mohamed Ibrahim vs. Iowa (11/13/20)
- 33 Bryce Williams vs. Miami (OH) (9/15/18)

#### Opponent

- 35 Le'Veon Bell, Michigan State (11/24/12)
- 33 Dare Ogunbowale, Wisconsin (11/28/15)
- 32 Chase Brown, Illinois (11/6/21)
- 32 Marcus Coker, Iowa (10/29/11)
- 32 John Clay, Wisconsin (10/3/09)

### MOST YARDS GAINED

#### Minnesota

- 263 Mohamed Ibrahim vs. Iowa (11/19/22)
  - 260 David Cobb vs. Middle Tennessee (9/6/14)
  - 211 Rodney Smith vs. Illinois (10/5/19)
  - 207 David Cobb vs. San Jose State (9/20/14)
  - 202 Mohamed Ibrahim vs. Colorado (9/17/22)
- Opponent**
- 266 Le'Veon Bell, Michigan State (11/24/12)
  - 252 Marcus Coker, Iowa (10/29/11)
  - 223 Chad Spann, Northern Illinois (9/25/10)
  - 194 LJ Scott, Michigan State (10/14/17)
  - 189 J.T. Barrett, Ohio State (11/15/14)

### MOST RUSHING TOUCHDOWNS

#### Minnesota

- 4 Mitch Leidner (QB) vs. San Jose State (9/21/13)
- 3 Done &X, MR: Mohamed Ibrahim vs. Iowa (11/13/20)

#### Opponent

- 5 Jahvid Best, California (9/19/09)
- 3 John Clay, Wisconsin (10/3/09)
- 2 Done 16x, MR: Rahmir Johnson, Nebraska (10/16/21)

### YARDS PER CARRY (5 CARRIES MINIMUM)

#### Minnesota

- 18.3 Demry Croft (10 carries, 183 yards) vs. Nebraska (11/11/17)
- 11.5 David Cobb (6, 69) vs. UNLV (8/29/13)
- 11.2 Mohamed Ibrahim (9, 101) vs. New Mexico State (8/30/18)
- 10.4 Kobe McCracy (17, 176) vs. Indiana State (9/10/16)
- 10.2 Shannon Brooks (17, 174) vs. Illinois (11/21/15)

#### Opponent

- 23.0 Raheem Mostert (5 carries, 115 yards), Purdue (10/18/14)
- 14.9 Chad Spann (15-223), Northern Illinois (9/25/10)
- 13.9 Myan Williams (9-125), Ohio State (9/2/21)
- 13.7 Hassan Haskins (6-82), Michigan (10/24/20)
- 13.0 Scott Tolzien (QB) (5-65), Wisconsin (10/3/09)

## PASSING

### MOST PASSES ATTEMPTED

#### Minnesota

- 49 Adam Weber vs. Penn State (10/23/10)
- 46 Adam Weber vs. Northern Illinois (9/25/10)
- 40 Mitch Leidner vs. Nebraska (10/17/15)
- 37 Tanner Morgan vs. Wisconsin (11/30/19)
- 37 Mitch Leidner vs. Wisconsin (11/28/15)

#### Opponent

- 58 Matt Romero, New Mexico State (8/30/18)
- 50 Trevor Siemian, Northwestern (10/11/14)

- 50 Nick Sherry, UNLV (8/29/13)
- 48 David Blough, Purdue (11/5/16)
- 47 Done 3x, MR: Wes Lunt, Illinois (11/21/15)

### MOST PASSES COMPLETED

#### Minnesota

- 31 Adam Weber vs. Northern Illinois (9/25/10)
- 26 Mitch Leidner vs. Nebraska (10/17/15)
- 26 Adam Weber vs. Penn State (10/23/10)
- 22 Mitch Leidner vs. Ohio (9/26/15)
- 21 Adam Weber vs. South Dakota State (9/11/10)
- 21 Adam Weber vs. California (9/19/09)

#### Opponent

- 35 Jack Plummer, Purdue (11/20/20)
- 35 Nick Sherry, UNLV (8/29/13)
- 34 Wes Lunt, Illinois (11/21/15)
- 32 Trevor Siemian, Northwestern (10/11/14)
- 29 Done 3x, MR: Peyton Ramsey, Indiana (10/26/18)

### MOST TOUCHDOWN PASSES THROWN

#### Minnesota

- 5 Adam Weber vs. Michigan State (10/31/09)
- 4 Mitch Leidner vs. Indiana State (9/10/16)
- 4 Mitch Leidner vs. Iowa (11/8/14)
- 3 10x, MR: Tanner Morgan vs. Penn State (11/9/19)

#### Opponent

- 4 Nate Stanley, Iowa (10/6/18)
- 4 David Blough, Purdue (11/5/16)
- 4 Russell Wilson, Wisconsin (11/12/11)
- 3 11x, MR: Jack Plummer, Purdue (11/20/20)

### MOST PASSING YARDS

#### Minnesota

- 416 Adam Weber vs. Michigan State (10/31/09)
  - 373 Adam Weber vs. Northern Illinois (9/25/10)
  - 339 Tanner Morgan vs. Penn State (11/9/19)
  - 317 Mitch Leidner vs. Michigan (10/31/15)
  - 302 Tanner Morgan vs. Indiana (10/26/18)
- Opponent**
- 439 David Fales, San Jose State (9/21/13)
  - 391 David Blough, Purdue (11/5/16)
  - 367 Jack Plummer, Purdue (11/20/20)
  - 352 Dante Warren, South Dakota (9/11/10)
  - 340 Sean Clifford, Penn State (11/9/19)

### MOST YARDS PER COMPLETION

#### (10 COMPLETIONS MINIMUM)

#### Minnesota

- 21.89 Adam Weber (19 completions, 416 yards), vs. Michigan State (10/31/09)
- 20.50 Tanner Morgan (14, 287), vs. Western Illinois (9/10/22)
- 19.81 Mitch Leidner (16, 317), vs. Michigan (10/31/15)
- 18.83 Tanner Morgan (18, 339), vs. Penn State (11/6/19)
- 18.80 Max Shortell (10, 188), vs. Western Michigan (9/15/12)

#### Opponent

- 22.62 C.J. Stroud (13 completions, 294 yards), Ohio State (9/2/21)
- 19.95 David Foles (22, 439), San Jose State (9/21/13)
- 19.50 Devin Gardner (12, 234), Michigan (11/3/12)
- 18.67 Jack Coan (15, 280), Wisconsin (11/30/19)
- 18.50 Jacob Charest (10, 185), Illinois (11/7/09)

### MOST YARDS PER PASS ATTEMPT

#### (10 ATTEMPTS MINIMUM)

#### Minnesota

- 16.95 Tanner Morgan (20 attempts, 339 yards), vs. Penn State (11/6/19)

- 15.94 Tanner Morgan (18, 287), vs. Western Illinois (9/10/22)
- 13.42 Adam Weber (31, 416), vs. Michigan State (10/31/09)
- 12.58 Tanner Morgan (24, 302), vs. Indiana (10/26/18)
- 12.44 Tanner Morgan (16, 199), vs. Wisconsin (11/27/21)

#### Opponent

- 13.36 C.J. Stroud (22 attempts, 294 yards), Ohio State (9/2/21)
- 13.00 Devin Gardner (18, 234), Michigan (11/3/12)
- 12.73 Jack Coan (22, 280), Wisconsin (11/30/19)
- 12.54 David Foles (35, 439), San Jose State (9/21/13)
- 11.73 Dante Warren (30, 352), South Dakota (9/11/10)

### BEST COMPLETION PERCENTAGE

#### (10 COMPLETIONS MINIMUM)

#### Minnesota

- .900 Tanner Morgan (18-20), vs. Penn State (11/19/19)
- .833 Tanner Morgan (20-24), vs. Nebraska (10/16/21)
- .800 Mitch Leidner (16-20), vs. Colorado State (9/24/16)
- .778 Tanner Morgan (14-18) vs. Western Illinois (9/10/22)
- .769 Mitch Leidner (10-13) vs. Iowa (11/8/14)

#### Opponent

- 1.000 Kain Colter (10-10), Northwestern (10/12/12)
- .941 Russell Wilson (16-17), Wisconsin (11/12/11)
- .846 Rob Bolden (11-13), Penn State (10/23/10)
- .833 Jack Plummer (35-42), Purdue (11/20/20)
- .818 Terrelle Pryor (18-22), Ohio State (10/30/10)

### BEST QB RATING

#### (A-C-I-YDS-TD, 10 COMPLETIONS MINIMUM)

#### Minnesota

- 281.88 Tanner Morgan (20-18-0-339-3), vs. Penn State (11/9/19)
- 267.63 Mitch Leidner (13-10-0-138-4), vs. Iowa (11/8/14)
- 230.04 Tanner Morgan (18-14-0-287-1), vs. Western Illinois (9/10/22)
- 220.79 Adam Weber (31-19-1-416-5), vs. Michigan State (10/31/09)
- 209.45 Tanner Morgan (24-17-1-302-3), vs. Indiana (10/26/18)

#### Opponent

- 259.72 Russell Wilson (19-17-0-178-4), Wisconsin (11/12/11)
- 222.25 C.J. Stroud (22-13-1-294-4), Ohio State (9/2/21)
- 205.09 Jack Coan (22-15-0-280-2), Wisconsin (11/30/19)
- 201.42 Devin Gardner (18-12-1-234-2), Michigan (11/3/12)
- 197.81 Alex Hornibrook (19-15-0-151-3), Wisconsin (11/25/17)

### MOST INTERCEPTIONS THROWN

#### Minnesota

- 3 Tanner Morgan vs. Purdue (10/1/22)
- 3 Zack Annexstad vs. Iowa (10/6/18)
- 3 Mitch Leidner vs. Wisconsin (11/28/15)
- 3 Philip Nelson vs. Michigan State (11/24/21)
- 3 Adam Weber vs. California (9/19/09)

#### Opponent

- 3 Sean Clifford, Penn State (11/9/19)
- 3 Austin Grammer, Middle Tennessee (9/6/14)
- 2 Done 17x, MR: Aidan O'Connell, Purdue (10/11/22)

## RECEIVING

### MOST RECEPTIONS

#### Minnesota

- 11 KJ Maye vs. Nebraska (10/17/15)
- 10 Tyler Johnson vs. Georgia Southern (9/7/19)
- 10 Eric Decker vs. Air Force (9/12/09)

# HUNTINGTON BANK STADIUM RECORDS

- 9 Rashod Bateman vs. Michigan (10/24/20)
- 9 Tyler Johnson vs. Miami (OH) (9/15/18)
- 9 Da'Jon McKnight vs. New Mexico State (9/10/11)
- 9 MarQueis Gray vs. South Dakota (9/11/10)

## Opponent

- 15 Rondale Moore, Purdue (10/20/20)
- 12 Nick Harwell, Miami (OH) (9/17/11)
- 11 Anthony Johnson, Buffalo (8/31/17)
- 11 Malik Turner, Illinois (11/21/15)
- 11 Adam Drake, Eastern Illinois (8/28/14)

## MOST RECEIVING YARDS

### Minnesota

- 203 Rashod Bateman vs. Penn State (11/9/19)
- 147 Rashod Bateman vs. Wisconsin (11/30/19)
- 146 Da'Jon McKnight vs. New Mexico State (9/10/11)
- 141 Tyler Johnson vs. Buffalo (8/31/17)
- 140 Tyler Johnson vs. Georgia Southern (9/7/19)
- 140 Eric Decker vs. Wisconsin (10/3/09)

### Opponent

- 197 Chandler Jones, San Jose State (9/21/13)
- 162 Nick Harwell, Miami (OH) (9/17/11)
- 156 Will Powell, South Dakota (9/11/10)
- 141 JD Spielman, Nebraska (11/11/17)
- 140 Anthony Johnson, Buffalo (8/31/17)

## MOST YARDS PER RECEPTION

### (3 RECEPTIONS MINIMUM)

### Minnesota

- 29.0 Rashod Bateman (7 catches, 203 yards) vs. Penn State (11/9/19)
- 27.0 Rashod Bateman (4, 108), vs. Indiana (10/26/18)
- 27.0 A.J. Barker (5, 135), vs. Purdue (10/27/12)
- 27.0 MarQueis Gray (3, 81), vs. Ohio State (10/30/10)
- 26.4 Rashod Bateman (5, 132), vs. South Dakota State (8/29/19)

### Opponent

- 31.5 Deangelo Yancey (4 catches, 126 yards), Purdue (11/5/16)
- 29.3 Chris Olave (4, 117), Ohio State (9/2/21)
- 28.1 Chandler Jones (7, 197), San Jose State (9/21/13)
- 27.0 Derek Mayo (3, 81), Penn State (10/23/10)
- 26.0 Ithmir Smith-Marssette (3, 78), Iowa (10/16/18)
- 26.0 Verran Tucker (3, 78), California (9/19/09)

## MOST TOUCHDOWN RECEPTIONS

### Minnesota

- 3 Tyler Johnson vs. Georgia Southern (9/7/19)
- 3 Tyler Johnson vs. Miami (OH) (9/15/18)
- 3 Tyler Johnson vs. Michigan State (10/14/17)
- 3 Maxx Williams vs. Iowa (11/8/14)
- 3 A.J. Barker vs. Western Michigan (9/15/12)
- 3 Da'Jon McKnight vs. Penn State (10/23/10)

### Opponent

- 3 Robert Tonyan, Indiana State (9/10/16)
- 3 Chandler Jones, San Jose State (9/21/13)
- 2 Done 7x, MR: Chris Olave, Ohio State (9/2/21)

## TOTAL OFFENSE

### Minnesota

- 411 Adam Weber (416 p, -5 r), vs. Michigan State (10/31/09)
- 373 Adam Weber (373 p), vs. Northern Illinois (9/25/10)
- 354 Mitch Leidner (317 p, 37 r), vs. Michigan (10/31/15)
- 339 Tanner Morgan (339 p), vs. Penn State (11/6/19)
- 334 MarQueis Gray (171 r, 163 p), vs. Miami (OH) (9/17/11)

## Opponent

- 439 David Foles (439 p), San Jose State (9/21/13)
- 433 Dante Warren (352 p, 81 r), South Dakota (9/11/10)
- 408 Dan Persa (309 p, 99 r), Northwestern (10/2/10)
- 389 Jack Plummer (367 p, 22 r), Purdue (11/20/20)
- 389 J.T. Barrett (200 p, 189 r), Ohio State (11/15/14)

## ALL-PURPOSE YARDS

### Minnesota

- 279 Rodney Smith (135 kr, 134 ru, 10 re), vs. Nebraska (11/11/17)
- 270 Mohamed Ibrahim (263 ru, 7 re), vs. Iowa (11/19/22)
- 257 Rodney Smith (119 kr, 111 ru, 27 re), vs. Rutgers (10/22/16)
- 240 Troy Stoudermire (192 kr, 48 re), vs. Michigan State (10/31/09)
- 237 Rodney Smith (211 ru, 22 kr, 4 re), vs. Illinois (10/5/19)

### Opponent

- 291 JD Spielman (150 kr, 141 re), Nebraska (11/11/17)
- 284 Keshawn Martin (176 kr, 84 ru, 22 re), Michigan State (10/31/09)
- 275 Le'Veon Bell (266 ru, 9 re), Michigan State (11/24/12)
- 274 Raheem Mostert (136 kr, 115 ru, 19 re, 4 pr), Purdue (10/18/14)
- 252 Marcus Coker (252 ru), Iowa (10/29/11)

## SCORING

### MOST POINTS

### Minnesota

- 24 Mitch Leidner vs. San Jose State (9/21/13)
- 18 Done 1x, MR: Mohamed Ibrahim vs. Northwestern (11/12/22)

### Opponent

- 30 Jahvid Best, California (9/19/09)
- 18 Done 5x, MR: Jonathan Taylor, Wisconsin (11/30/19)

## MOST POINTS KICKING

### Minnesota

- 16 Emmit Carpenter vs. Indiana State (9/10/16)
- 14 Matthew Trickett vs. Western Illinois (9/10/22)
- 14 Emmit Carpenter vs. Purdue (11/5/16)
- 14 Ryan Santoso vs. Michigan (10/31/15)
- 14 Jordan Wettstein vs. Purdue (10/27/12)

### Opponent

- 14 Dan Conroy, Michigan State (11/24/12)
- 12 Miguel Rencinos, Iowa (10/6/18)
- 12 Matt Coughlin, Michigan State (10/14/17)
- 12 Drew Brown, Nebraska (10/17/15)
- 11 Done 3x, MR: Taylor Zalewski, Illinois (11/21/15)

## DEFENSE

### MOST TACKLES

### Minnesota

- 20 Blake Cashman vs. Northwestern (11/17/18)
- 17 Nate Triplett vs. Air Force (9/12/09)
- 16 Thomas Barber vs. Michigan State (10/14/17)
- 16 Kim Royston vs. Iowa (10/29/11)
- 15 Kamal Martin, vs. Nebraska (10/12/19)
- 15 Jonathan Celestin vs. Maryland (9/30/17)
- 12 Damien Wilson vs. Northwestern (10/11/14)

### Opponent

- 21 Keith Smith, San Jose State (9/21/13)
- 20 Khalil Hodge, Buffalo (8/31/17)
- 15 Dele Harding, Illinois (10/5/19)
- 15 Travis Whillock, Northwestern (11/17/18)
- 15 De'Andre Montgomery, Miami (OH) (9/15/18)

- 15 Jeff Allison, Fresno State (9/8/18)
- 15 Antonio Reed, Nebraska (11/11/17)
- 15 Trevor Morris, Rutgers (10/22/16)

## MOST TACKLES FOR LOSS

### Minnesota

- 4.0 Blake Cashman vs. New Mexico State (8/30/18)
- 4.0 Steven Richardson vs. Colorado State (9/24/16)
- 3.0 Done 8x, MR: Carter Coughlin vs. Penn State (11/9/19)

### Opponent

- 4.0 Clay Nurse, Illinois (11/7/09)
- 3.5 Doug Costin, Miami (OH) (9/15/18)
- 3.5 Coulier Boyer, North Dakota State (9/24/11)
- 3.5 O'Brien Schofield, Wisconsin (10/3/09)
- 3.0 Done 9x, MR: Zack VanValkenburg, Iowa (11/13/20)

## MOST SACKS

### Minnesota

- 2.0 Carter Coughlin vs. Miami (OH) (9/15/18)
- 2.0 Carter Coughlin vs. Illinois (10/21/17)
- 2.0 Blake Cashman vs. Northwestern (11/19/16)
- 2.0 Steven Richardson vs. Northwestern (11/19/16)
- 2.0 Blake Cashman vs. Purdue (11/5/16)
- 2.0 Hendrick Ekpe vs. Rutgers (10/22/16)
- 2.0 Tai'yon Devers vs. Indiana State (9/10/16)
- 2.0 Therion Cockran vs. Western Illinois (9/14/13)
- 2.0 Ben Perry vs. Illinois (11/26/11)

### Opponent

- 4.0 Clay Nurse, Illinois (11/7/09)
- 3.0 Zach VanValkenburg, Iowa (11/13/20)
- 3.0 Anthony Nelson, Iowa (10/6/18)
- 2.5 Coulier Boyer, North Dakota State (9/24/11)
- 2.0 Done 12x, MR: Keanuan Benton, Wisconsin (11/27/21)

## MOST INTERCEPTIONS

### Minnesota

- 2 Tyler Nubin vs. Rutgers (10/29/22)
- 2 Antoine Winfield Jr. vs. Penn State (11/9/19)
- 2 Cedric Thompson vs. Purdue (10/18/14)
- 1 Done 79x, MR: Tyler Nubin and Ryan Stapp vs. Northwestern (11/12/22)

### Opponent

- 2 Cam Allen, Purdue (10/1/22)
- 2 Nate Hall, Northwestern (11/17/18)
- 2 Riley Moss, Iowa (10/6/18)
- 2 Tanner McEvoy, Wisconsin (11/28/15)
- 2 Demetrius Monday, Kent State (9/19/15)
- 2 Johnny Adams, Michigan State (11/24/12)
- 2 Mike Mohamed, California (9/19/09)

## MOST PASS BREAKUPS

### Minnesota

- 6 Michael Carter vs. Purdue (10/27/12)
- 4 Eric Murray vs. UNLV (8/29/13)
- 3 Done 4x, MR: Terrell Smith vs. New Mexico State (8/30/18)

### Opponent

- 3 Caesar Williams, Wisconsin (11/30/19)
- 3 Denzel Burke, Ohio State (9/2/21)
- 3 Eric Burrell, Wisconsin (11/30/19)
- 3 Keon Lyn, Syracuse (9/22/12)
- 3 Tanner McEvoy, Wisconsin (11/23/13)
- 3 Nick VanHoose, Northwestern (10/13/12)

## MOST FUMBLES FORCED

### Minnesota

- 2 Kamal Martin vs. Illinois (10/5/19)
- 2 Tai'yon Devers vs. Oregon State (9/1/16)

# HUNTINGTON BANK STADIUM RECORDS

- 2 Troy Stoudermire vs. Iowa (11/27/10)
  - 1 **Done 81x, MR: Tyler Nubin vs. Purdue (10/1/22)**
- Opponent**
- 3 Devin Chappell, Oregon State (9/1/16)
  - 2 Doug Costin, Miami (OH) (9/15/18)
  - 1 Done 77x, MR: Jack Campbell, Iowa (11/19/22)

## MOST FUMBLES RECOVERED

- Minnesota**
- 2 Alex Keith vs. Eastern Illinois (8/28/14)
  - 1 **Done 49x, MR: Jah Joyner vs. Rutgers (10/29/22)**
- Opponent**
- 2 Darius Hillary, Wisconsin (11/28/15)
  - 2 Chris Borland, Wisconsin (11/23/13)
  - 1 Done 43x, MR: Deontae Craig, Iowa (11/19/22)

## SPECIAL TEAMS

### MOST EXTRA POINTS MADE

- Minnesota**
- 6 Emmitt Carpenter vs. New Mexico State (8/30/18)
  - 6 Emmitt Carpenter vs. Nebraska (11/11/17)
  - 6 Ryan Santos vs. Iowa (11/8/14)
  - 6 Ryan Santos vs. Eastern Illinois (8/28/14)
  - 6 Chris Hawthorne vs. UNLV (8/29/13)
  - 6 Jordan Wettstein vs. New Hampshire (9/8/12)
  - 6 Eric Ellestad vs. Michigan State (10/31/09)
- Opponent**
- 7 Jake Moody, Michigan (10/24/20)
  - 6 Miguel Recinos, Iowa (10/6/18)
  - 6 Drew Brown, Nebraska (10/17/15)
  - 6 Philip Welch, Wisconsin (11/2/11)
  - 6 Devin Barclay, Ohio State (10/30/10)

### MOST FIELD GOALS MADE

- Minnesota**
- 4 Ryan Santos vs. Michigan (10/31/15)
  - 3 Emmitt Carpenter vs. Purdue (11/5/16)
  - 3 Emmitt Carpenter vs. Northwestern (11/19/16)
  - 3 Jordan Wettstein vs. Purdue (10/27/12)
  - 3 Chris Hawthorne vs. Miami (OH) (9/17/11)
  - 3 Eric Ellestad vs. Northern Illinois (9/25/10)
  - 3 Eric Ellestad vs. South Dakota State (11/14/09)
- Opponent**
- 4 Dan Conroy, Michigan State (11/24/12)
  - 3 Logan Justus, Indiana (10/26/18)
  - 3 Taylor Zalewski, Illinois (11/21/15)
  - 3 Jaden Oberkorn, TCU (9/3/15)
  - 3 Pat Smith, Nebraska (10/26/13)
  - 3 Mike Meyer, Iowa (9/28/13)

### MOST PUNTS

- Minnesota**
- 9 Ryan Santos vs. Iowa (10/8/16)
  - 8 Ryan Santos vs. Wisconsin (11/25/17)
  - 8 Ryan Santos vs. Purdue (11/5/16)
  - 8 Blake Haudan vs. South Dakota State (11/14/09)
  - 7 Done 6x, MR: Peter Mortell vs. Kent State (9/19/15)
- Opponent**
- 10 Payton Theisler, New Mexico State (8/30/18)
  - 10 Anthony Melchiori, Kent State (9/19/15)
  - 9 Nathan Knuffman, Western Illinois (9/14/13)
  - 9 Ryan Lankford, Illinois (11/26/11)
  - 8 Kyle Deweene, Buffalo (8/31/17)
  - 8 Joe Schopper, Purdue (11/5/16)

### MOST PUNT YARDS

- Minnesota**
- 386 Ryan Santos vs. Iowa (10/8/16)
  - 351 Blake Haudan vs. South Dakota State (11/14/09)
  - 336 Ryan Santos vs. Purdue (11/5/16)
  - 326 Peter Mortell vs. Iowa (9/28/13)
  - 324 Ryan Santos vs. Wisconsin (11/25/17)
- Opponent**
- 61 Peyton Theisler, New Mexico State (8/30/18)
  - 485 Anthony Melchiori, Kent State (9/19/15)
  - 377 Ryan Lankford, Illinois (11/26/11)
  - 357 Joe Schopper, Purdue (11/5/16)
  - 353 Matt Naranjo, Bowling Green (9/25/21)

### HIGHEST PUNT AVERAGE

- (3 PUNTS MINIMUM)**
- Minnesota**
- 51.8 Peter Mortell (5 punts, 259 yards), vs. Ohio State (11/15/14)
  - 51.7 Ryan Santos (3, 155), vs. Maryland (9/30/17)
  - 51.2 Peter Mortell (5, 256), vs. Eastern Illinois (8/28/14)
  - 51.0 Peter Mortell (5, 255), vs. Nebraska (10/17/15)
  - 49.4 Ryan Santos (5, 247), vs. Illinois (10/21/17)
- Opponent**
- 53.7 Cole Zwiefelhofer (3 punts, 161 yards), South Dakota (9/11/10)
  - 52.4 Blake Hayes (5, 262), Illinois (10/21/17)
  - 51.2 Adam Korsak (5, 256), Rutgers (10/29/22)
  - 49.0 Harrison Waid (3, 147), San Jose State (9/21/13)
  - 48.3 William Przystup (4, 193), Nebraska (10/16/21)

### MOST KICK RETURNS

- Minnesota**
- 6 Shannon Brooks vs. Michigan State (10/14/17)
  - 6 KiAnte Hardin vs. Illinois (11/21/15)
  - 6 Jalen Myrick vs. Purdue (10/18/14)
  - 6 Troy Stoudermire vs. Michigan State (11/24/12)
  - 6 Troy Stoudermire vs. Michigan State (10/31/09)
- Opponent**
- 7 JD Spielman, Nebraska (11/11/17)
  - 6 Raheem Mostert, Purdue (10/18/14)
  - 5 Done 7x, MR: KJ Hamler, Penn State (11/9/19)

### MOST KICK RETURN YARDS

- Minnesota**
- 192 Troy Stoudermire vs. Michigan State (10/31/09)
  - 165 KiAnte Hardin vs. Illinois (11/21/15)
  - 145 Troy Stoudermire vs. Michigan State (11/24/12)
  - 144 Troy Stoudermire vs. Ohio State (10/30/10)
  - 141 Duane Bennett vs. Wisconsin (11/12/11)

### Opponent

- 176 Keshawn Martin, Michigan State (10/31/09)
- 150 JD Spielman, Nebraska (11/11/17)
- 167 Javon Leake, Maryland (10/26/19)
- 136 Raheem Mostert, Purdue (10/18/14)
- 122 Robert Woods, USC (9/18/10)

### MOST PUNT RETURNS

- Minnesota**
- 7 Craig James vs. Kent State (9/19/15)
  - 5 A.J. Barker vs. Northwestern (10/13/12)
  - 3 **Done 6x, MR: Quentin Redding vs. Colorado (9/17/22)**
- Opponent**
- 7 Desmond King, Iowa (10/8/16)
  - 4 Andre Sims, Michigan State (11/24/12)
  - 4 Saunders Montague, South Dakota St. (11/14/09)
  - 3 Done 9x, MR: OJ Clark, New Mexico State (8/30/18)

### MOST PUNT RETURN YARDS

- Minnesota**
- 79 Antoine Winfield, Jr. vs. New Mexico State (8/30/18)
  - 47 A.J. Barker vs. New Hampshire (9/8/12)
  - 37 Marcus Jones vs. Eastern Illinois (8/28/14)
  - 37 Bryant Allen vs. Penn State (10/23/10)
  - 34 Sam Renner vs. New Mexico State (8/30/18)
- Opponent**
- 70 Jordan Hall, Ohio State (10/30/10)
  - 68 Saunders Montague, South Dakota St. (11/14/09)
  - 66 Andre Sims, Michigan State (11/24/12)
  - 59 Desmond King, Iowa (10/8/16)
  - 49 Demornay Pierson-EI, Nebraska (10/17/15)

## LONGEST PLAYS

### LONGEST RUSH

- Minnesota**
- 75 Shannon Brooks vs. Illinois (11/21/15)^
  - 75 MarQueis Gray vs. New Hampshire (9/8/12)^
  - 74 Mohamed Ibrahim vs. New Mexico State (8/30/18)
  - 73 Demry Croft vs. Nebraska (11/11/17)^
  - 64 Rodney Smith vs. Illinois (10/5/19)
  - 64 Demry Croft vs. Nebraska (11/11/17)
- Opponent**
- 86 J.T. Barrett, Ohio State (11/15/14)^
  - 84 Keshawn Martin, Michigan State (10/31/09)^
  - 82 Kenny Bell, Nebraska (10/22/11)^
  - 71 Miyan Williams, Ohio State (9/2/21)^
  - 70 Zack Charbonnet, Michigan (10/24/20)^

### LONGEST PASS

- Minnesota**
- 73 Tanner Morgan to Tyler Johnson vs. Georgia Southern (9/14/19)^
  - 67 Tanner Morgan to Rashod Bateman vs. Indiana (10/26/18)^
  - 66 Tanner Morgan to Daniel Jackson vs. Purdue (10/1/22)
  - 66 Tanner Morgan to Rashod Bateman vs. Penn State (11/6/19)^
  - 63 Phillip Nelson to A.J. Barker vs. Purdue (10/27/12)^
- Opponent**
- 89 David Blough to Cameron Posey, Purdue (11/5/16)^
  - 76 David Foles to Chandler Jones, San Jose State (9/21/13)^
  - 74 Jake Rudock to Diamond Powell, Iowa (9/28/13)^
  - 70 C.J. Stroud to TreVeyon Henderson, Ohio State (9/2/21)^
  - 70 Jack Coan to Garrett Groshke, Wisconsin (11/30/19)

### LONGEST TOUCHDOWN RUSH

- Minnesota**
- 75 Shannon Brooks vs. Illinois (11/21/15)
  - 75 MarQueis Gray vs. New Hampshire (9/8/12)
  - 73 Demry Croft vs. Nebraska (11/11/17)
  - 56 Bryce Williams vs. Nebraska (10/16/21)
  - 50 Kobe McCrary vs. Indiana State (9/10/16)
- Opponent**
- 86 J.T. Barrett, Ohio State (11/15/14)
  - 84 Keshawn Martin, Michigan State (10/31/09)
  - 82 Kenny Bell, Nebraska (10/22/11)
  - 71 Miyan Williams, Ohio State (9/2/21)
  - 70 Zack Charbonnet, Michigan (10/24/20)

# HUNTINGTON BANK STADIUM RECORDS

## LONGEST TOUCHDOWN PASS

### Minnesota

- 73 Tanner Morgan to Tyler Johnson vs. Georgia Southern (9/14/19)
- 67 Tanner Morgan to Rashod Bateman vs. Indiana (10/26/18)
- 66 Tanner Morgan to Rashod Bateman vs. Penn State (11/6/19)
- 63 Philip Nelson to A.J. Barker vs. Purdue (10/27/12)
- 62 Adam Weber to Duane Bennett, vs. Michigan State (10/31/09)

### Opponent

- 89 David Blough to Cameron Posey, Purdue (11/5/16)
- 76 David Foles to Chandler Jones, San Jose State (9/21/13)
- 74 Jake Rudock to Diamond Powell, Iowa (9/28/13)
- 70 C.J. Stroud to TreVeyon Henderson, Ohio State (9/2/21)
- 61 C.J. Stroud to Chris Olave, Ohio State (9/2/21)
- 61 Dante Warren to Will Powell, South Dakota (9/11/10)
- 61 Joey Elliott to Keith Smith, Purdue (10/10/09)

## LONGEST FIELD GOAL MADE

### Minnesota

- 53 Emmitt Carpenter vs. Fresno State (9/8/18)
- 53 Emmitt Carpenter vs. Purdue (11/5/16)
- 52 Emmitt Carpenter vs. Purdue (11/5/16)
- 52 Ryan Santoso vs. Purdue (10/18/14)
- 51 Jordan Wettstein vs. Illinois (11/26/11)

### Opponent

- 53 Jaden Oberkrom, TCU (9/3/15)
- 51 Henry Darmstadter, Maryland (9/30/17)
- 49 Mike Meyer, Iowa (9/28/13)
- 49 Ryan Jastram, North Dakota State (9/24/11)
- 48 Dan Conroy, Michigan State (11/24/12)

## LONGEST PUNT

### Minnesota

- 68 Ryan Santoso vs. Michigan State (10/14/17)
- 68 Dan Orseske vs. Iowa (10/29/11)
- 66 Peter Mortell vs. Nebraska (10/17/15)
- 65 Dan Orseske vs. Penn State (10/23/10)
- 64 Done 3x, MR: Ryan Santoso vs. Middle Tennessee (9/16/17)

### Opponent

- 69 Payton Theisler, New Mexico State (8/30/18)
- 65 Nathan Knuffman, Western Illinois (9/14/13)
- 65 Waid Harrison, San Jose State (9/21/13)
- 64 Kyle Kramer, Miami (OH) (9/15/18)
- 63 Logan Yunker, UNLV (8/29/13)

## LONGEST KICK RETURN

### Minnesota

- 100 Rodney Smith vs. Nebraska (11/11/17)^
- 100 Jalen Myrick vs. Northwestern (10/11/14)^
- 98 Marcus Jones vs. UNLV (8/29/13)^
- 96 Duane Bennett vs. Wisconsin (11/12/11)^
- 94 Rodney Smith vs. Rutgers (10/22/16)^

### Opponent

- 97 Robert Woods, USC (9/16/10)^
- 93 Keshawn Martin, Michigan State (10/31/09)^
- 88 Derrell Johnson-Koulianos, Iowa (11/27/10)^
- 84 Tyrel Kool, South Dakota State (11/14/09)
- 66 Mike Barrett, Michigan (10/24/20)

## LONGEST PUNT RETURN

### Minnesota

- 76 Antoine Winfield, Jr. vs. New Mexico State (8/30/18)^
- 31 Antoine Winfield, Jr. vs. Miami (OH) (9/15/18)
- 30 Bryant Allen vs. Penn State (10/23/10)
- 27 Trey Potts vs. Bowling Green (9/25/21)
- 27 Michael Carter vs. Northwestern (10/13/12)

### Opponent

- 70 Jordan Hall, Ohio State (10/30/10)
- 49 Saunders Montague, South Dakota St. (11/14/09)
- 44 Andre Sims, Michigan State (11/24/12)
- 42 Demornay Pierson-El, Nebraska (10/17/15)
- 41 Jabrill Peppers, Michigan (10/31/15)

## LONGEST INTERCEPTION RETURN

### Minnesota

- 89 Brieon Boddy-Calhoun vs. UNLV (8/29/13)^
- 72 Coney Durr vs. Maryland (10/26/19)^
- 67 Jacob Huff vs. Middle Tennessee (9/16/17)^
- 56 Brieon Boddy-Calhoun vs. Ohio State (11/15/14)
- 43 Chris Williamson vs. South Dakota State (8/29/19)^
- 43 Michael Carter vs. Purdue (10/27/12)^

### Opponent

- 58 D'Anton Lynn, Penn State (10/23/10)
- 57 Riley Moss, Iowa (11/13/20)
- 55 Damon Hayes, Rutgers (10/22/16)^
- 52 Marcus Williams, North Dakota State (9/24/11)^
- 44 Terry Hawthorne, Illinois (11/07/09)^

## LONGEST FUMBLE RETURN

### Minnesota

- 88 Marcus Sherels, vs. Wisconsin (10/3/09)^
- 52 Nate Triplett, vs. Air Force (9/12/09)^
- 40 Blake Cashman vs. Purdue (11/10/18)^
- 23 Brandon Kirksey vs. Iowa (10/29/11)
- 19 Michael Amaefula vs. San Jose State (9/20/14)

### Opponent

- 80 Demetrius Monday, Kent State (9/19/15)^
- 44 Rashad Byrd, Georgia Southern (9/14/19)^
- 32 Garrett Haskel, Ohio State (9/2/21)^
- 30 John Simon, Ohio State (10/30/10)^
- 24 Keith Heitzman, Ohio (9/26/15)

^ Play resulted in a touchdown

## ALL NON-OFFENSIVE TOUCHDOWNS

### INTERCEPTION RETURN

#### Minnesota

- 89 Brieon Boddy-Calhoun vs. UNLV (8/29/13)
- 72 Coney Durr vs. Maryland (10/26/19)
- 67 Jacob Huff vs. Middle Tennessee (9/16/17)
- 43 Chris Williamson vs. South Dakota State (8/29/19)
- 43 Michael Carter vs. Purdue (10/27/12)
- 39 Aaron Hill vs. Wisconsin (11/23/13)
- 33 Aaron Hill vs. Michigan State (11/24/12)
- 31 Jonathan Celestin vs. Illinois (10/21/17)
- 31 Jalen Myrick vs. Middle Tennessee (9/6/14)
- 16 Brieon Boddy-Calhoun vs. Wisconsin (11/28/15)

#### Opponent

- 55 Damon Hayes, Rutgers (10/22/16)
- 52 Marcus Williams, North Dakota State (9/24/11)
- 24 Terry Hawthorne, Illinois (11/7/09)
- 41 Joshua Kalu, Nebraska (10/17/15)
- 40 Dele Harding, Illinois (10/5/19)
- 40 Marcus Williams, North Dakota State (9/24/11)
- 25 Scott Nelson, Wisconsin (11/27/21)
- 22 Derek Domino, South Dakota State (11/14/09)

## FUMBLE RETURN

### Minnesota

- 88 Marcus Sherels vs. Wisconsin (10/3/09)
- 52 Nate Triplett vs. Air Force (9/12/09)
- 40 Blake Cashman vs. Purdue (11/10/18)
- 3 D.L. Wilhite vs. South Dakota State (11/14/09)

### Opponent

- 80 Demetrius Monday, Kent State (9/19/15)
- 44 Rashad Byrd, Georgia Southern (9/14/19)
- 32 Haskel Garrett, Ohio State (9/2/21)
- 30 John Simon, Ohio State (10/30/10)
- 15 Donovan Jeter, Michigan (10/24/20)
- 11 Austin Cassidy, Nebraska (10/22/11)
- 7 Milo Effer, Illinois (10/5/19)

## KICK RETURN

### Minnesota

- 100 Rodney Smith vs. Nebraska (11/11/17)
- 100 Jalen Myrick vs. Northwestern (10/11/14)
- 98 Marcus Jones vs. UNLV (8/29/13)
- 96 Duane Bennett vs. Wisconsin (11/12/11)
- 94 Rodney Smith vs. Rutgers (10/22/16)

### Opponent

- 97 Robert Woods, USC (9/18/10)
- 93 Keshawn Martin, Michigan State (10/31/09)
- 88 Derrell Johnson-Koulianos, Iowa (11/27/10)

## PUNT RETURN

### Minnesota

- 76 Antoine Winfield, Jr. vs. New Mexico State (8/30/18)

### Opponent

None

## BLOCKED FIELD GOAL RETURN

### Minnesota

- 51 Martes Shabazz vs. UNLV (8/29/13)
- 47 Traye Simmons vs. Purdue (10/10/09)

### Opponent

- 77 Monquavian Brinson, Georgia Southern (9/14/19)

## BLOCKED PUNT RETURN

### Minnesota

- 4 Duane Bennett vs. Miami (OH) (9/17/11)
- 3 Ben Kuznia vs. Illinois (11/7/09)
- 2 Logan Hutton vs. Eastern Illinois (8/28/14)

### Opponent

- 0 Zach Domicone, Ohio State (10/30/10)

## TEAM RECORDS

### TOTAL OFFENSE

#### MOST POINTS SCORED

##### Minnesota

- 62 vs. Western Illinois (9/10/22)
- 58 vs. Indiana State (9/10/16)
- 54 vs. Nebraska (11/11/17)
- 52 vs. Maryland (10/26/19)
- 51 vs. Iowa (11/8/14)
- 51 vs. UNLV (8/29/13)

##### Opponent

- 52 Ohio State (10/30/10)
- 49 Michigan (10/24/20)
- 48 Iowa (10/6/18)
- 44 Nebraska (10/17/15)
- 45 Ohio State (9/2/21)

# HUNTINGTON BANK STADIUM RECORDS

## FEWEST POINTS SCORED

### Minnesota

- 0 vs. Wisconsin (11/25/17)
- 6 vs. Illinois (11/6/21)
- 7 vs. Iowa (11/13/20)
- 7 vs. Iowa (10/8/16)
- 7 vs. Wisconsin (11/23/13)
- 7 vs. Iowa (9/28/13)

### Opponent

- 0 Rutgers (10/29/22)
- 0 New Mexico State (9/1/22)
- 3 Northwestern (11/12/22)
- 3 Miami (OH) (9/15/18)
- 3 Middle Tennessee (9/16/17)

## MARGIN OF VICTORY

### Minnesota

- 52 (62-10), vs. Western Illinois (9/10/22)
- 42 (49-7), vs. Colorado (9/17/22)
- 42 (52-10), vs. Maryland (10/26/19)
- 38 (38-0), vs. New Mexico State (9/1/22)
- 38 (48-10), vs. New Mexico State (8/30/18)

### Opponent

- 42 (52-10), Ohio State (10/30/10)
- 31 (31-0), Wisconsin (11/25/17)
- 29 (42-13), Wisconsin (11/12/11)
- 28 (35-7), Iowa (11/13/20)
- 27 (41-14), Nebraska (10/22/11)

## MOST YARDS GAINED

### Minnesota

- 679 vs. Western Illinois (9/10/22)
- 593 vs. Indiana State (9/10/16)
- 522 vs. New Mexico State (8/30/18)
- 514 vs. Nebraska (11/11/17)
- 505 vs. Michigan State (10/31/09)

### Opponent

- 518 Penn State (11/9/19)
- 515 Nebraska (10/22/11)
- 507 Ohio State (10/30/10)
- 495 Ohio State (9/2/21)
- 492 Purdue (11/20/20)

## FEWEST YARDS GAINED

### Minnesota

- 96 vs. Michigan State (11/24/12)
- 133 vs. Wisconsin (11/25/17)
- 156 vs. Wisconsin (11/12/11)
- 165 vs. Iowa (9/28/13)
- 185 vs. Wisconsin (11/23/13)

### Opponent

- 91 New Mexico State (9/1/22)
- 134 Rutgers (10/29/22)
- 142 Kent State (9/19/15)
- 160 Illinois (11/26/11)
- 192 Bowling Green (9/25/21)

## MOST YARDS PER PLAY

### Minnesota

- 8.8 (77 plays-679 yards), vs. Western Illinois (9/10/22)
- 8.4 (61-514), vs. Nebraska (11/11/17)
- 7.8 (76-593), vs. Indiana State (9/10/16)
- 7.7 (60-460), vs. Penn State (11/9/09)
- 7.5 (64-482), vs. Indiana (10/26/18)

### Opponent

- 10.3 (48-495), Ohio State (9/2/21)
- 9.3 (52-486), San Jose State (9/21/13)
- 8.5 (56-478), Michigan (10/24/20)
- 8.4 (45-378), Northern Illinois (9/25/10)
- 7.9 (57-453), Wisconsin (11/30/19)

## FEWEST YARDS PER PLAY

### Minnesota

- 2.0 (49 plays-96 yards), vs. Michigan State (11/24/12)
- 2.8 (48-133), vs. Wisconsin (11/25/17)
- 3.2 (51-165), vs. Iowa (9/28/13)
- 3.25 (48-156), vs. Wisconsin (11/12/11)
- 3.30 (70-231), vs. South Dakota State (11/14/09)

### Opponent

- 2.4 (59-142), Kent State (9/19/15)
- 2.7 (59-160), Illinois (11/26/11)
- 2.8 (33-91), New Mexico State (9/1/22)
- 3.0 (45-134), Rutgers (10/29/22)
- 3.1 (61-192), Bowling Green (9/25/21)

## MOST TOUCHDOWNS

### Minnesota

- 8 vs. Western Illinois (9/10/22)
- 7 Done Gx, MR: vs. Colorado (9/17/22)

### Opponent

- 7 Michigan (10/24/20)
- 7 Ohio State (10/30/10)
- 6 Ohio State (9/2/21)
- 6 Iowa (10/6/18)
- 6 Nebraska (10/17/15)
- 6 Wisconsin (11/12/11)
- 6 South Dakota (9/11/10)

## FEWEST TOUCHDOWNS

### Minnesota

- 0 vs. Wisconsin (11/25/17)
- 1 Done 14x, MR: vs. Iowa (11/19/22)

### Opponent

- 0 Northwestern (11/12/22)
- 0 Rutgers (10/29/22)
- 0 New Mexico State (9/1/22)
- 0 Miami (OH) (9/15/18)
- 0 Middle Tennessee (9/16/17)

## MOST PLAYS ON OFFENSE

### Minnesota

- 84 vs. Penn State (10/23/10)
- 83 vs. Buffalo (8/31/17)
- 80 vs. New Mexico State (9/1/22)
- 80 vs. New Mexico State (8/30/18)
- 79 vs. Georgia Southern (9/14/19)
- 79 vs. San Jose State (9/21/13)

### Opponent

- 86 Eastern Illinois (8/28/14)
- 96 TCU (9/3/15)
- 85 UNLV (8/29/13)
- 84 Northwestern (10/11/14)
- 83 Illinois (11/21/15)
- 83 Air Force (9/12/09)

## FEWEST PLAYS ON OFFENSE

### Minnesota

- 48 vs. Wisconsin (11/25/17)
- 48 vs. Wisconsin (11/12/11)
- 49 vs. Michigan State (11/24/12)
- 51 vs. Wisconsin (11/27/21)
- 51 vs. Iowa (9/28/13)
- 51 vs. Ohio State (10/30/10)

### Opponent

- 33 New Mexico State (9/1/22)
- 42 Georgia Southern (9/14/19)
- 45 Rutgers (10/29/22)
- 45 Northern Illinois (9/25/10)
- 46 Maryland (10/26/19)

## RUSHING

### MOST RUSHES

#### Minnesota

- 67 vs. San Jose State (9/21/13)
- 59 vs. Iowa (11/8/14)
- 58 vs. Northwestern (11/12/22)
- 58 vs. San Jose State (9/20/14)
- 57 vs. New Mexico State (9/1/22)

#### Opponent

- 66 Air Force (9/12/09)
- 62 Wisconsin (11/28/15)
- 56 Nebraska (10/22/11)
- 50 Michigan State (10/14/17)
- 49 Wisconsin (10/3/09)

### FEWEST RUSHES

#### Minnesota

- 18 vs. Wisconsin (11/28/15)
- 19 vs. Michigan State (11/24/12)
- 21 vs. California (9/19/09)
- 24 vs. Air Force (9/12/09)
- 26 vs. Purdue (10/1/22)
- 26 vs. Nebraska (11/28/15)

#### Opponent

- 15 Middle Tennessee (9/16/17)
- 17 San Jose State (9/21/13)
- 19 Western Illinois (9/10/22)
- 20 New Mexico State (8/30/18)
- 20 Michigan State (10/31/09)

### MOST YARDS GAINED

#### Minnesota

- 409 vs. Nebraska (11/11/17)
- 380 vs. San Jose State (9/20/14)
- 353 vs. San Jose State (9/21/13)
- 334 vs. Colorado (9/17/22)
- 332 vs. Illinois (10/5/19)

#### Opponent

- 346 Nebraska (10/22/11)
- 298 Purdue (10/18/14)
- 297 Northern Illinois (9/25/10)
- 295 Wisconsin (10/3/09)
- 289 Ohio State (11/15/14)

### FEWEST YARDS GAINED

#### Minnesota

- 4 vs. Michigan State (11/24/12)
- 30 vs. Iowa (9/28/13)
- 37 vs. California (9/19/09)
- 44 vs. Purdue (10/1/22)
- 50 vs. Illinois (11/7/09)

#### Opponent

- 22 Bowling Green (9/25/21)
- 23 Purdue (11/5/16)
- 35 Western Illinois (9/10/22)
- 38 New Mexico State (9/1/22)
- 38 New Mexico State (8/30/18)

### HIGHEST RUSHING AVERAGE

#### Minnesota

- 9.1 (45-409), vs. Nebraska (11/11/17)
- 8.0 (32-255), vs. Illinois (11/21/15)
- 6.64 (44-292), vs. Indiana State (9/10/16)
- 6.57 (49-322), vs. Nebraska (10/12/19)
- 6.55 (58-380), vs. San Jose State (9/20/14)

#### Opponent

- 10.6 (28-297), Northern Illinois (9/25/10)
- 8.5 (35-298), Purdue (10/18/14)
- 8.2 (31-253), Michigan (10/24/20)



# HUNTINGTON BANK STADIUM RECORDS

7.7 (26-201), Ohio State (9/2/21)  
7.6 (38-289), Ohio State (11/15/14)

## LOWEST RUSHING AVERAGE

### Minnesota

0.2 (19-4), vs. Michigan State (11/24/12)  
0.1 (27-30), vs. Iowa (9/28/13)  
1.4 (36-50), vs. Illinois (11/7/09)  
1.7 (26-44), vs. Purdue (10/1/22)  
1.8 (21-37), vs. Cal (9/19/09)

### Opponent

0.8 (28-23), Purdue (11/5/16)  
0.9 (25-22), Bowling Green (9/25/21)  
1.7 (27-46), South Dakota State (11/14/09)  
1.81 (21-38), New Mexico State (9/1/22)  
1.84 (19-35), Western Illinois (9/10/22)

## MOST RUSHING TOUCHDOWNS

### Minnesota

7 vs. Western Illinois (9/10/22)  
6 vs. Nebraska (11/11/17)  
6 vs. San Jose State (9/21/13)  
5 vs. New Mexico State (9/1/22)  
5 vs. Purdue (11/20/20)  
5 vs. Purdue (11/5/16)

### Opponent

5 Michigan (10/24/20)  
5 California (9/19/09)  
4 Iowa (11/13/20)  
4 Wisconsin (11/28/15)  
3 Done 10x, MR: Wisconsin (11/30/19)

## FEWEST RUSHING TOUCHDOWNS

### Minnesota

0 Done 15x, MR: vs. Iowa (11/13/20)

### Opponent

0 Done 29x, MR: Northwestern (11/12/22)

## PASSING

### MOST PASSES ATTEMPTED

#### Minnesota

49 vs. Penn State (10/23/10)  
46 vs. Northern Illinois (9/25/10)  
40 vs. Nebraska (10/17/15)  
40 vs. New Mexico State (9/10/11)  
37 vs. Wisconsin (11/30/19)  
37 vs. Wisconsin (11/28/15)

#### Opponent

58 New Mexico State (8/30/18)  
57 Eastern Illinois (8/28/14)  
51 UNLV (8/29/13)  
50 Northwestern (10/11/14)  
49 Done 3x, MR: Purdue (11/5/16)

### FEWEST PASSES ATTEMPTED

#### Minnesota

7 vs. San Jose State (9/20/14)  
9 vs. Wisconsin (11/25/17)  
10 vs. Purdue (10/10/09)  
11 vs. Middle Tennessee (9/6/14)  
12 vs. San Jose State (9/21/13)  
12 vs. Western Illinois (9/14/13)

#### Opponent

9 Georgia Southern (9/7/19)  
12 New Mexico State (9/1/22)  
17 Done 5x, MR: Wisconsin (11/28/15)

## MOST PASSES COMPLETED

### Minnesota

31 vs. Northern Illinois (9/25/10)  
26 vs. Nebraska (10/17/15)  
26 vs. Penn State (10/23/10)  
22 vs. Ohio (9/26/15)  
22 vs. California (9/19/09)

### Opponent

36 UNLV (8/29/13)  
35 Purdue (11/20/20)  
34 Illinois (11/21/15)  
32 Northwestern (10/11/14)  
32 Eastern Illinois (8/28/14)

## FEWEST PASSES COMPLETED

### Minnesota

1 vs. San Jose State (9/20/14)  
3 vs. Wisconsin (11/25/17)  
5 vs. Illinois (10/21/17)  
5 vs. Middle Tennessee (9/6/14)  
5 vs. San Jose State (9/21/13)  
5 vs. Purdue (10/10/09)

### Opponent

4 New Mexico State (9/1/22)  
5 Georgia Southern (9/7/19)  
7 Illinois (11/6/21)  
9 Rutgers (10/29/22)  
9 Iowa (11/13/20)  
9 Michigan State (10/14/17)  
9 Wisconsin (11/28/15)

## MOST YARDS PASSING

### Minnesota

416 vs. Michigan State (10/31/09)  
373 vs. Northern Illinois (9/25/10)  
372 vs. Western Illinois (9/10/22)  
339 vs. Penn State (11/9/19)  
317 vs. Michigan (10/31/15)

### Opponent

439 San Jose State (9/21/13)  
391 Purdue (11/5/16)  
367 Purdue (11/20/20)  
352 South Dakota (9/11/10)  
340 Penn State (11/9/19)

## FEWEST YARDS PASSING

### Minnesota

7 vs. San Jose State (9/20/14)  
7 vs. Wisconsin (11/25/17)  
47 vs. Illinois (10/21/17)  
51 vs. Wisconsin (11/12/11)  
59 vs. Bowling Green (9/25/21)  
**Opponent**  
53 New Mexico State (9/1/22)  
63 Kent State (9/19/15)  
67 Northwestern (10/13/12)  
75 Georgia Southern (9/7/19)  
78 Illinois (11/26/11)

## MOST YARDS PASSING PER COMPLETION

### Minnesota

21.89 (19-416), vs. Michigan State (10/31/09)  
20.67 (18-372), vs. Western Illinois (9/10/22)  
19.88 (8-159), vs. Nebraska (10/26/13)  
19.81 (16-317), vs. Michigan (10/31/15)  
18.83 (18-339), vs. Penn State (11/6/19)

### Opponent

22.62 (13-294), Ohio State (9/2/21)  
19.95 (22-439), San Jose State (9/21/13)

19.50 (12-234), Michigan (11/3/12)  
18.67 (15-280), Wisconsin (11/30/19)  
16.76 (21-352), South Dakota (9/11/10)

## FEWEST YARDS PASSING PER COMPLETION

### Minnesota

5.87 (15-88), vs. Illinois (11/21/15)  
7.00 (1-7), vs. San Jose State (9/20/14)  
7.08 (13-92), vs. Michigan State (11/24/12)  
8.50 (6-51), vs. Wisconsin (11/12/11)  
8.71 (14-122), vs. Rutgers (10/29/22)

### Opponent

5.20 (15-78), Illinois (11/26/11)  
6.09 (11-67), Northwestern (10/13/12)  
6.28 (36-226), UNLV (8/29/13)  
6.30 (10-63), Kent State (9/19/15)  
6.90 (21-145), Purdue (11/10/18)

## MOST YARDS PASSING PER ATTEMPT

### Minnesota

16.95 (20-339), vs. Penn State (11/6/19)  
14.88 (25-372), vs. Western Illinois (9/10/22)  
12.61 (33-416), vs. Michigan State (10/31/09)  
12.58 (24-302), vs. Indiana (10/26/18)  
12.44 (16-199), vs. Wisconsin (11/27/21)

### Opponent

13.36 (22-294), Ohio State (9/2/21)  
13.00 (18-234), Michigan (11/3/12)  
12.73 (22-280), Wisconsin (11/30/19)  
12.54 (35-439), San Jose State (9/21/13)  
11.73 (30-352), South Dakota (9/11/10)

## FEWEST YARDS PASSING PER ATTEMPT

### Minnesota

1.00 (7-7), vs. San Jose State (9/20/14)  
3.07 (30-92), vs. Michigan State (11/24/12)  
3.13 (15-47), vs. Illinois (10/21/17)  
3.19 (16-51), vs. Wisconsin (11/12/11)  
3.38 (26-88), vs. Illinois (11/21/15)

### Opponent

2.25 (28-63), Kent State (9/19/15)  
2.89 (27-78), Illinois (11/26/11)  
3.58 (86-24), Rutgers (10/29/22)  
3.75 (90-24), Colorado (9/17/22)  
3.94 (17-67), Northwestern (10/13/12)

## MOST PASSING TOUCHDOWNS

### Minnesota

5 vs. Michigan State (10/31/09)  
4 vs. Indiana State (9/10/16)  
4 vs. Iowa (11/8/14)  
4 vs. Western Michigan (9/15/12)  
3 Done 15x, MR: vs. Colorado (9/17/22)

### Opponent

4 Done 6x, MR: Ohio State (9/2/21)

## FEWEST PASSING TOUCHDOWNS

### Minnesota

0 Done 35x, MR: vs. Iowa (11/19/22)

### Opponent

0 Done 24x, MR: Iowa (11/19/22)

## HIGHEST COMPLETION PERCENTAGE

### Minnesota

.900 (18-20), vs. Penn State (11/9/19)  
.840 (21-25), vs. Nebraska (10/16/21)  
.833 (10-12), vs. Western Illinois (9/14/13)  
.800 (16-20), vs. Colorado State (9/24/16)  
.786 (11-14), vs. New Hampshire (9/8/12)

# HUNTINGTON BANK STADIUM RECORDS

## Opponent

.941	(16-17), Wisconsin (11/21/11)
.833	(20-24), Ohio State (10/30/10)
.814	(35-43), Purdue (11/20/20)
.810	(17-21), Wisconsin (11/25/17)
.767	(23-30), Northwestern (10/2/10)

## LOWEST COMPLETION PERCENTAGE

### Minnesota

.143	(1-7), vs. San Jose State (9/20/14)
.304	(7-23), vs. Wisconsin (11/23/13)
.333	(3-9), vs. Wisconsin (11/25/17)
.333	(5-15), vs. Illinois (10/21/17)
.350	(7-20), vs. Ohio State (11/15/14)

### Opponent

.333	(4-12), New Mexico State (9/1/22)
.357	(10-28), Kent State (9/19/15)
.375	(9-24), Rutgers (10/29/22)
.385	(15-39), South Dakota State (11/14/09)
.417	(10-24), Colorado (9/17/22)

## MOST INTERCEPTIONS THROWN

### Minnesota

4	vs. Iowa (10/6/18)
4	vs. Michigan State (11/24/12)
3	vs. Purdue (10/1/22)
3	vs. Wisconsin (11/28/15)
3	vs. California (9/19/09)

### Opponent

3	Penn State (11/9/19)
3	Middle Tennessee (9/6/14)
2	Done 20x, MR: Northwestern (11/12/22)

## DEFENSE

### MOST TACKLES FOR LOSS

#### Minnesota

13	vs. Colorado State (9/24/16)
12	vs. Nebraska (11/11/17)
12	vs. Northwestern (11/19/16)
12	vs. Purdue (11/5/16)
11	vs. South Dakota (9/11/10)

#### Opponent

11	Georgia Southern (9/14/19)
10	Miami (OH) (9/11/21)
10	Miami (OH) (9/15/18)
9	Illinois (11/6/21)
9	Michigan (10/24/20)
9	Kent State (9/19/15)
9	North Dakota State (9/24/11)

### MOST SACKS

#### Minnesota

7	vs. Northwestern (11/19/16)
6	vs. Nebraska (11/11/17)
6	vs. Purdue (11/5/16)
5	vs. Illinois (11/26/11)
4	Done 8x, MR: vs. Bowling Green (9/25/21)

#### Opponent

7	Illinois (11/7/09)
6	Illinois (11/6/21)
5	Done 7x, MR: Michigan (10/24/20)

### MOST PASS BREAKUPS

#### Minnesota

10	vs. Purdue (10/27/12)
9	vs. Colorado (9/17/22)
9	vs. New Mexico State (8/30/18)
9	vs. Eastern Illinois (8/28/14)
9	vs. UNLV (8/29/13)

## Opponent

9	Wisconsin (11/30/19)
7	Wisconsin (11/28/15)
7	Wisconsin (10/3/09)
6	Done 5x, MR: Purdue (10/1/22)

## TURNOVERS FORCED

### Minnesota

5	vs. San Jose State (9/20/14)
4	vs. Syracuse (9/22/12)
4	vs. South Dakota State (11/14/09)
3	Done 20x, MR: vs. Rutgers (10/29/22)

### Opponent

5	Wisconsin (11/28/15)
4	Indiana (10/26/18)
4	Iowa (10/6/18)
4	Michigan State (11/24/12)
4	Cal (9/19/09)

## SPECIAL TEAMS

### MOST PUNTS

#### Minnesota

9	vs. Iowa (10/8/16)
8	vs. Wisconsin (11/25/17)
8	vs. Purdue (11/5/16)
8	vs. South Dakota State (11/14/09)
7	6x, MR: vs. Kent State (9/19/15)

#### Opponent

9	New Mexico State (8/30/18)
10	Kent State (9/19/15)
9	Illinois (11/26/11)
8	Done 6x, MR: vs. Western Illinois (9/10/22)

### FEWEST PUNTS

#### Minnesota

1	Done 8x, MR: vs. Colorado (9/17/22)
---	-------------------------------------

#### Opponents

1	6x, MR: Purdue (11/20/20)
---	---------------------------

### MOST KICKOFF RETURNS

#### Minnesota

8	vs. Nebraska (10/22/11)
8	vs. Ohio State (10/30/10)
7	vs. Purdue (10/18/14)
6	Done 10x, MR: vs. Michigan State (10/14/17)

#### Opponent

8	Nebraska (11/11/17)
7	South Dakota (9/11/10)
6	Done 7x, MR: Maryland (10/26/19)

### MOST KICKOFF RETURN YARDS

#### Minnesota

204	vs. Rutgers (10/22/16)
195	vs. Nebraska (10/22/11)
192	vs. Michigan State (10/31/09)
188	vs. Wisconsin (11/12/11)
180	vs. Ohio State (10/30/10)

#### Opponent

195	Michigan State (10/31/09)
162	Nebraska (11/11/17)
146	South Dakota State (11/14/09)
145	Maryland (10/26/19)
136	Purdue (10/18/14)

### FEWEST KICKOFF RETURN YARDS

#### Minnesota

6	vs. Northwestern (11/12/22)
11	vs. Georgia Southern (9/14/19)
13	vs. Penn State (11/9/19)

15 vs. New Mexico State (8/30/18)

15 vs. Nebraska (10/26/13)

## Opponent

0 Done 8x, MR: Iowa (11/19/22)

## MOST PUNT RETURNS

### Minnesota

7	vs. Kent State (9/19/15)
6	vs. Northwestern (10/13/12)
4	vs. Eastern Illinois (8/28/14)
3	Done 10x, MR: vs. Colorado (9/17/22)

### Opponent

7	Iowa (10/8/16)
5	South Dakota State (11/14/09)
4	Michigan State (11/24/12)
3	Done 13x, MR: New Mexico State (8/30/18)

## MOST PUNT RETURN YARDS

### Minnesota

123	vs. New Mexico State (8/30/18)
57	vs. Eastern Illinois (8/28/14)
47	vs. New Hampshire (9/8/12)
38	vs. Purdue (10/27/12)
37	vs. Northwestern (10/13/12)
37	vs. Penn State (10/23/10)
37	vs. Illinois (11/7/09)

### Opponent

89	Ohio State (10/30/10)
68	South Dakota State (11/14/09)
66	Michigan State (11/24/12)
59	Iowa (10/8/16)
49	Nebraska (10/17/15)

## FEWEST PUNT RETURN YARDS

### Minnesota

-27	vs. Ohio (9/26/15)
-7	vs. Maryland (10/26/19)
-3	vs. Syracuse (9/22/12)
-2	vs. Middle Tennessee State (9/16/17)
-1	vs. Penn State (11/9/19)
-1	vs. Wisconsin (11/12/11)

### Opponent

-15	Penn State (11/9/19)
-4	Northwestern (11/12/22)
0	Done 45x, MR: Rutgers (10/29/2)

## FUMBLES

### MOST FUMBLES FORCED

#### Minnesota

3	vs. Illinois (10/21/17)
3	vs. Northwestern (10/2/10)
2	Done 18x, MR: vs. Illinois (10/5/19)

#### Opponent

4	Indiana (10/26/18)
3	Ohio (9/26/15)
3	TCU (9/3/15)
3	Wisconsin (11/23/13)
3	Northwestern (10/13/12)

### MOST FUMBLES LOST

#### Minnesota

3	vs. Indiana (10/26/18)
3	vs. Wisconsin (11/23/13)
2	Done 7x, MR: vs. Ohio State (9/2/21)

#### Opponent

3	San Jose State (9/20/14)
2	Done 17x, MR: Georgia Southern (9/14/19)

**FIRST DOWNS**

**MOST FIRST DOWNS**

**Minnesota**

- 34 vs. Western Illinois (9/10/22)
- 31 vs. New Mexico State (9/1/22)
- 31 vs. Indiana State (9/10/16)
- 30 vs. Maryland (10/26/19)
- 29 vs. Colorado (9/17/22)

**Opponent**

- 29 Wisconsin (11/12/11)
- 28 Purdue (11/20/20)
- 28 Illinois (11/21/15)
- 28 Northwestern (10/11/14)
- 28 Northwestern (10/2/10)

**FEWEST FIRST DOWNS**

**Minnesota**

- 7 vs. Michigan State (11/24/12)
- 8 vs. Wisconsin (11/25/17)
- 9 vs. Wisconsin (11/12/11)
- 10 vs. Ohio State (10/30/10)
- 11 vs. Wisconsin (11/28/15)
- 11 vs. Wisconsin (11/23/13)
- 11 vs. Iowa (9/28/13)
- 11 vs. Nebraska (10/22/11)

**Opponent**

- 6 New Mexico State (9/1/22)
- 7 Rutgers (10/29/22)
- 8 Western Illinois (9/10/22)
- 8 Kent State (9/19/15)
- 10 Northwestern (11/12/22)
- 10 Maryland (10/26/19)
- 10 Miami (OH) (9/15/18)

**CONVERSIONS**

**MOST 3RD DOWN CONVERSIONS**

**Minnesota**

- 13 (15 att.), vs. Colorado (9/17/22)
- 12 (18 att.), vs. Rutgers (10/29/22)
- 11 (14 att.), vs. New Mexico State (9/1/22)
- 11 (17 att.), vs. New Hampshire (9/8/12)
- 10 (21 att.), vs. Kent State (9/19/15)
- 10 (15 att.), vs. Iowa (11/8/14)
- 10 (18 att.), vs. Michigan State (10/31/09)

**Opponent**

- 12 (21 att.), Air Force (9/12/09)
- 10 (19 att.), Iowa (10/6/18)
- 10 (14 att.), Rutgers (10/22/16)
- 10 (19 att.), Oregon State (9/1/16)
- 9 Done 6x, MR: (16 att.), Maryland (9/30/17)

**FEWEST 3RD DOWN CONVERSIONS**

**Minnesota**

- 2 (10 att.), vs. Illinois (10/5/19)
- 2 (12 att.), vs. New Mexico State (9/10/11)
- 2 (11 att.), vs. Ohio State (10/30/10)
- 3 Done 13x, MR: (13 att.), vs. Illinois (11/6/21)

**Opponent**

- 0 (12 att.), Purdue (11/10/18)
- 1 Done 5x, MR: (12 att.), Colorado (9/17/22)

**HIGHEST 3RD DOWN CONVERSION PCT.**

**Minnesota**

- .867 (13-15), vs. Colorado (9/17/22)
- .786 (11-14), vs. New Mexico State (9/1/22)
- .667 (12-18), vs. Rutgers (10/29/22)
- .667 (10-15), vs. Iowa (11/8/14)
- .647 (11-17), vs. New Hampshire (9/8/12)

**Opponent**

- .727 (8-11), Northwestern (10/2/10)
- .700 (7-10), Wisconsin (11/12/11)
- .692 (9-13), Ohio State (11/15/14)
- .667 (8-12), Purdue (11/20/20)
- .667 (6-9), North Dakota State (9/24/11)
- .667 (6-9), Ohio State (10/30/10)

**LOWEST 3RD DOWN CONVERSION PCT.**

**Minnesota**

- .167 (2-12), vs. New Mexico State (9/10/11)
- .182 (2-11), vs. Ohio State (10/30/10)
- .188 (3-16), vs. South Dakota State (11/14/09)
- .200 (2-10), vs. Illinois (10/5/19)
- .231 (3-13), vs. Illinois (11/6/21)
- .231 (3-13), vs. Wisconsin (11/25/17)
- .231 (3-13), vs. Wisconsin (11/23/13)
- .231 (3-13), vs. Miami (OH) (9/17/11)

**Opponent**

- .000 (0-12), Purdue (11/10/18)
- .077 (1-13), Western Illinois (9/10/22)
- .083 (1-12), Colorado (9/17/22)
- .111 (1-9), Penn State (11/9/13)
- .111 (1-9), San Jose State (9/21/13)
- .111 (1-9), Northwestern (10/13/12)

**MOST 4TH DOWNS CONVERTED**

**Minnesota**

- 3 (3 att.), vs. Penn State (11/9/13)
- 3 (4 att.), vs. Miami (OH) (9/17/11)
- 2 Done 7x, MR: (2 att.), vs. Maryland (10/26/19)

**Opponent**

- 4 (5 att.), Colorado (9/17/22)
- 4 (5 att.), Eastern Illinois (8/28/14)
- 4 (4 att.), UNLV (8/29/13)
- 3 (5 att.), Purdue (11/10/18)
- 3 (3 att.), Nebraska (10/22/11)

**PENALTIES**

**MOST PENALTIES AGAINST**

**Minnesota**

- 17 vs. Michigan State (10/31/09)
- 10 vs. Indiana State (9/10/16)
- 10 vs. San Jose State (9/20/14)
- 9 Done 7x, MR: vs. New Mexico State (8/30/18)

**Opponent**

- 11 Northwestern (10/13/12)
- 10 Georgia Southern (9/7/19)
- 10 Syracuse (9/22/12)
- 10 Northwestern (10/2/10)
- 9 Done 8x, MR: Rutgers (10/29/22)

**FEWEST PENALTIES AGAINST**

**Minnesota**

- 0 vs. Iowa (11/19/22)
- 1 vs. Wisconsin (11/25/17)
- 1 vs. Michigan State (10/14/17)
- 1 vs. UNLV (8/29/13)
- 1 vs. Michigan State (11/24/12)

**Opponent**

- 0 Iowa (11/19/22)
- 0 San Jose State (9/20/14)
- 0 Miami (OH) (9/17/11)
- 1 Iowa (11/8/14)
- 1 Penn State (11/9/13)
- 1 Iowa (9/28/13)
- 1 UNLV (8/29/13)

**MOST YARDS PENALIZED**

**Minnesota**

- 157 vs. Michigan State (10/31/09)
- 92 vs. New Mexico State (8/30/18)
- 85 vs. Iowa (11/13/20)
- 85 vs. Kent State (9/19/15)
- 82 vs. Wisconsin (11/27/21)
- 82 vs. Indiana State (9/10/16)
- 82 vs. Northwestern (10/13/12)

**Opponent**

- 98 San Jose State (9/21/13)
- 93 Northwestern (10/13/12)
- 89 Kent State (9/19/15)
- 82 Western Michigan (9/15/12)
- 81 Purdue (11/10/18)

**FEWEST YARDS PENALIZED**

**Minnesota**

- 0 vs. Iowa (11/19/22)
- 5 vs. UNLV (8/29/13)
- 10 vs. Iowa (10/6/18)
- 10 vs. Wisconsin (11/25/17)
- 10 vs. Western Illinois (9/14/13)
- 10 vs. Michigan State (11/24/12)

**Opponent**

- 0 Iowa (11/19/22)
- 0 San Jose State (9/20/14)
- 0 Miami (OH) (9/17/11)
- 10 Purdue (11/5/16)
- 10 Penn State (11/9/13)
- 10 Iowa (9/28/13)

**DRIVES**

**LONGEST SCORING DRIVE (PLAYS)**

**Minnesota**

- 19 (TD, 99 yards, 10:27), vs. Rutgers (10/29/22)
- 18 (TD, 91 yards, 10:05), vs. South Dakota St. (8/29/19)
- 17 (FG, 74 yards, 6:21), vs. New Mexico State (8/30/18)
- 16 (TD, 56 yards, 8:06), vs. Middle Tennessee (9/6/17)
- 16 (TD, 85 yards, 8:16), vs. New Hampshire (9/8/12)
- 16 (TD, 89 yards, 7:59), vs. Nebraska (10/22/11)

**Opponent**

- 20 (FG, 67 yards, 4:10), Air Force (9/12/09)
- 17 (TD, 91 yards, 6:06), Nebraska (10/22/11)
- 16 Done 6x, MR: (FG, 73 yards, 9:13), Michigan State (10/14/17)

**SHORTEST SCORING DRIVE (PLAYS)**

**Minnesota**

- 1 (TD, 3 yards, 0:02), vs. Rutgers (10/29/22)
- 1 (TD, 67 yards), 0:11, vs. Indiana (10/26/18)
- 1 (TD, 44 yards, 0:07), vs. Iowa (11/8/14)
- 1 (TD, 2 yards, 0:03), vs. Purdue (10/18/14)
- 1 (TD, 27 yards, 0:06), vs. Middle Tennessee (9/6/14)
- 1 (TD, 37 yards, 0:10), vs. Western Illinois (9/14/13)
- 1 (TD, 75 yards, 0:11), vs. New Hampshire (9/8/12)
- 1 (TD, 27 yards, 0:18), vs. New Hampshire (9/8/12)
- 1 (TD, 16 yards, 0:06), vs. Illinois (11/26/11)
- 1 (TD, 62 yards, 0:26), vs. Michigan State (10/31/09)

**Opponent**

- 1 (TD, 56 yards, 0:08), Ohio State (9/2/21)
- 1 (TD, 70 yards, 0:10), Michigan (10/24/20)
- 1 (TD, 21 yards, 0:07), Georgia Southern (9/14/19)
- 1 (TD, 2 yards, 0:05), Purdue (11/5/16)
- 1 (TD, 54 yards, 0:08), Iowa (10/8/16)
- 1 (TD, 6 yards, 0:05), Ohio (9/26/15)
- 1 (TD, 12 yards, 0:05), Middle Tennessee (9/6/14)
- 1 (TD, 26 yards, 0:07), Northwestern (10/13/12)
- 1 (TD, 82 yards, 0:15), Nebraska (10/22/11)

# HUNTINGTON BANK STADIUM RECORDS

- 1 (TD, 42 yards, 0:08), Penn State (10/23/10)
- 1 (TD, 84 yards, 0:13), Michigan State (10/31/09)

## LONGEST SCORING DRIVE (YARDS)

### Minnesota

- 99 (TD, 19 plays, 10:27), vs. Rutgers (10/29/22)
- 99 (TD, 8 plays, 2:41), vs. Indiana (10/26/18)
- 96 (TD, 7 plays, 3:30), vs. Western Illinois (9/10/22)
- 96 (TD, 15 plays, 8:10), vs. Penn State (11/9/13)
- 95 (TD, 5 plays, 2:18), vs. Penn State (11/6/19)
- 95 (TD, 10 plays, 5:19), vs. North Dakota State (9/24/11)

### Opponent

- 99 (TD, 10 plays, 5:47), Nebraska (10/17/15)
- 97 (TD, 13 plays, 4:42), Northwestern (10/11/14)
- 96 (TD, 5 plays, 1:58), Michigan (10/24/20)
- 96 (TD, 6 plays, 3:10), Wisconsin (11/30/19)
- 95 (TD, 3 plays, 1:17), Ohio State (11/15/14)

## SHORTEST SCORING DRIVE (YARDS)

### Minnesota

- 4 (FG, 4 plays, 1:03), vs. Michigan State (10/14/17)
- 1 (FG, 4 plays, 1:02), vs. Northern Illinois (9/25/10)
- 0 (FG, 4 plays, 2:06), vs. Miami (OH) (9/11/21)
- 0 (FG, 4 plays, 0:54), vs. Purdue (10/27/12)
- 1 (FG, 4 plays, 1:22), vs. Penn State (11/9/13)

### Opponent

- 6 (FG, 4 plays, 2:15), Michigan State (11/24/12)
- 1 (FG, 4 plays, 1:12), Rutgers (10/22/16)
- 2 (TD, 1 play, 0:05), Purdue (11/5/16)
- 3 (FG, 4 plays, 0:47), Michigan State (11/24/12)
- 4 (FG, 4 plays, 1:29), Purdue (10/1/22)
- 4 (FG, 4 plays, 1:22), Purdue (10/18/14)

## LONGEST SCORING DRIVE (TIME)

### Minnesota

- 10:27 (TD, 19 plays, 99 yards), vs. Rutgers (10/29/22)
- 10:05 (TD, 18 plays, 91 yards), vs. South Dakota State (8/29/19)
- 8:29 (TD, 13 plays, 77 yards), vs. New Mexico State (9/1/22)
- 8:16 (TD, 16 plays, 85 yards), vs. New Hampshire (9/8/12)
- 8:10 (TD, 15 plays, 96 yards), vs. Penn State (11/9/13)

### Opponent

- 9:52 (FG, 15 plays, 85 yards), Wisconsin (11/27/21)
- 9:38 (FG, 13 plays, 71 yards), Penn State (11/6/19)
- 9:13 (FG, 16 plays, 73 yards), Michigan State (10/14/17)
- 8:42 (TD, 11 plays, 65 yards), North Dakota State (9/24/11)
- 8:35 (FG, 12 plays, 55 yards), North Dakota State (9/24/11)

## SHORTEST SCORING DRIVE (TIME)

### Minnesota

- 0:02 (TD, 1 play, 3 yards), vs. Rutgers (10/29/22)
- 0:03 (TD, 1 play, 2 yards), vs. Purdue (10/18/14)
- 0:06 (TD, 1 play, 27 yards), vs. Middle Tennessee (9/6/14)
- 0:06 (TD, 1 play, 16 yards), vs. Illinois (11/26/11)
- 0:07 (TD, 1 play, 44 yards), vs. Iowa (11/8/14)

### Opponent

- 0:05 (TD, 1 play, 2 yards), Purdue (11/5/16)
- 0:05 (TD, 1 play, 6 yards), Ohio (9/26/15)
- 0:05 (TD, 1 play, 12 yards), Middle Tennessee (9/6/14)
- 0:07 (TD, 1 plays, 21 yards), Georgia Southern (9/14/19)
- 0:07 (TD, 1 play, 26 yards), Northwestern (10/13/12)

## TIME OF POSSESSION

### Minnesota

- 44:30 vs. New Mexico State (9/1/22)
- 42:53 vs. Maryland (10/26/19)
- 41:02 vs. Rutgers (10/29/22)
- 41:02 vs. San Jose State (9/21/13)
- 40:22 vs. Northwestern (11/12/22)

### Opponent

- 40:35 Wisconsin (11/28/15)
- 37:37 Michigan State (11/24/12)
- 36:01 Iowa (9/28/13)
- 35:40 Illinois (11/21/15)
- 35:11 Wisconsin (11/23/13)

## KICKOFF TEMPERATURES

### Warmest Games

Game	Temp.	W/L
UNLV (8/29/13, 6 p.m.)*	92	W
Miami (OH) (9/15/18, 2:30 p.m.)	91	W
New Mexico State (9/10/11, 2:30 p.m.)*	88	L
New Mexico State (9/1/22, 8 p.m.)*	83	W
TCU (9/3/15, 8 p.m.)*	82	L
Air Force (9/12/09, 6 p.m.)*	80	W
New Mexico State (8/30/18, 6:00 p.m.)*	77	W
Colorado (9/17/22, 2:30 p.m.)	76	W
Ohio (9/26/15, 2:30 p.m.)	76	W
San Jose State (9/20/14, 3 p.m.)	75	W

### Cooldest Games

(all games, or below freezing listed)		
Ohio State (11/15/14, 11 a.m.)	15	L
Iowa (11/19/22, 3 p.m.)	17	L
Wisconsin (11/23/13, 2:30 p.m.)	18	L
Purdue (11/10/18, 2:30 p.m.)	21	W
Illinois (11/21/15, 11 a.m.)	22	W
Northwestern (11/17/18, 11 a.m.)	23	L
Iowa (11/27/10, 2:30 p.m.)	23	W
Michigan State (11/24/12, 2:30 p.m.)	25	L
Michigan (10/24/20, 6:30 p.m.)	30	L
Northwestern (11/19/16, 2:30 p.m.)	30	W
Northwestern (11/12/22, 2:30 p.m.)	30	W
Purdue (10/10/09, 11 a.m.)	31	W
Wisconsin (11/28/15, 2:30 p.m.)	32	L

### Warmest August Games

UNLV (8/29/13, 6 pm)*	92	W
New Mexico State (8/30/18, 6 pm)*	77	W
Buffalo (8/31/17, 6 pm)*	70	W
Eastern Illinois (8/28/14, 6 pm)*	69	W
South Dakota St. (8/29/19, 8 pm)*	68	W

### Cooldest August Games

South Dakota St. (8/29/19, 8 pm)*	68	W
Eastern Illinois (8/28/14, 6 pm)*	69	W
Buffalo (8/31/17, 6 pm)*	70	W
New Mexico State (8/30/18, 6 pm)*	77	W
UNLV (8/29/13, 6 pm)*	92	W

### Warmest September Games

Miami (Ohio) (9/15/18, 2:30 pm)	91	W
New Mexico State (9/10/11, 2:30 pm)*	88	L
New Mexico State (9/1/22, 8 pm)*	83	W
TCU (9/3/15, 8 p.m.)*	82	L
Air Force (9/12/09, 6 pm)*	80	W

### Cooldest September Games

Bowling Green (9/25/21, 11 am)	53	L
San Jose State (9/21/13, 11 am)	54	W
Syracuse (9/22/12, 7 pm)	55	W
USC (9/18/10, 2:30 pm)	56	L
Iowa (9/28/13, 2:30 pm)	57	L

### Warmest October Games

Rutgers (10/29/22, 1:30 pm)	66	W
Illinois (10/21/17, 2:30 pm)	65	W
Purdue (10/1/22, 11 am)	63	L
Nebraska (10/22/11, 2:30 pm)	61	L
Penn State (10/23/10, 11 am)	58	L

### Cooldest October Games

Michigan (10/24/20, 6:30 pm)*	30	L
Purdue (10/10/09, 11 am)	31	W
Nebraska (10/12/19, 6:30 pm)	37	W
Michigan State (10/31/09, 7 pm)	39	W
Nebraska (10/26/13, 11 am)	42	W
Purdue (10/27/12, 2:30 pm)	42	W

### Warmest November Games

Purdue (11/5/16, 2:30 pm)	71	W
Wisconsin (11/12/11, 2:30 pm)	61	L
Illinois (11/7/09, 11 am)	56	L
Illinois (11/6/21, 11 am)	53	L
Penn State (11/9/13, 11 am)	44	W
South Dakota State (11/14/09, 11 am)	44	W

### Cooldest November Games

Ohio State (11/15/14, 11 am)	15	L
Iowa (11/19/22, 3 pm)	17	L
Wisconsin (11/12/11, 2:30 pm)	18	L
Purdue (11/10/18, 2:30 pm)	21	W
Illinois (11/21/15, 11 am)	22	W

\* season opener

ANNUAL OFFENSIVE STATISTICS

OFFENSE SEASON-BY-SEASON STATISTICS (SINCE 1955)

Year	Rush G	Rush Att.	Rush Yds.	Rush YPG	Rush TD	Pass Yds.	Pass YPG	Pass Cmp.	Pass Int.	Pass TD	Total Yds.	Total YPG	Total Points	Pts./Game	TDs	FG-ATT	First Downs
1955	9	408	1584	176.0	16	488	54.2	30-80-11	2	2	2072	230.2	110	12.2	18	—	—
1956	9	519	2009	223.2	13	457	50.8	38-93-10	5	5	2466	274.0	127	14.1	18	2-3	136
1957	9	488	1958	217.6	21	585	65.0	42-114-10	9	9	2543	282.6	201	22.3	30	—	—
1958	9	615	1465	162.8	11	1067	118.6	56-169-19	6	6	2532	281.3	115	12.8	17	—	121
1959	9	428	1555	172.7	11	924	102.7	66-179-17	4	4	2479	275.4	98	10.9	15	—	134
1960	9	468	1694	188.2	27	658	73.1	43-102-6	3	3	2352	261.3	191	21.2	30	—	129
1961	9	433	1590	176.6	10	794	88.2	47-145-13	9	9	2384	264.9	140	15.6	19	—	122
1962	9	420	1458	162.0	8	888	98.7	73-163-12	8	8	2346	260.7	131	14.6	17	—	132
1963	9	418	1365	151.2	11	733	81.4	64-148-7	2	2	2098	233.1	95	10.6	13	—	114
1964	9	360	1134	126.0	9	1228	136.4	96-201-11	8	8	2362	262.4	136	15.1	19	—	120
1965	10	446	1369	136.9	18	1483	148.3	111-316-16	9	9	2852	285.2	188	18.8	27	—	153
1966	10	433	1342	134.2	6	909	90.9	86-181-9	8	8	2251	225.1	124	12.4	17	—	134
1967	10	521	1649	164.9	13	1101	110.1	77-182-16	9	9	2750	275.0	163	16.3	22	—	150
1968	10	480	1893	189.3	17	1222	122.2	102-222-16	7	7	3115	311.5	207	20.7	28	—	171
1969	10	493	1932	193.2	20	1395	139.5	121-242-15	7	7	3327	332.7	210	21.0	29	3-6	178
1970	10	436	1771	177.1	16	1475	147.5	118-263-16	6	6	3246	324.6	180	18.0	24	4-9	183
1971	11	495	1866	169.8	19	1835	166.8	130-289-13	11	11	3703	336.6	212	19.3	30	4-9	215
1972	11	649	2607	237.0	20	656	69.6	47-121-12	3	3	3263	296.7	185	16.8	25	5-9	171
1973	11	635	2589	235.4	27	482	66.7	36-99-12	6	6	3071	279.2	260	23.6	35	5-10	155
1974	11	594	2410	219.1	14	801	72.8	51-132-9	5	5	3211	291.9	161	14.6	21	5-10	177
1975	11	568	2213	201.2	16	1577	143.4	127-241-16	15	15	3790	344.5	236	21.5	31	8-12	226
1976	11	545	2013	183.0	20	1291	117.4	104-235-12	4	4	3304	300.4	201	18.3	26	7-13	198
1977	11	629	2204	200.4	10	650	59.1	48-116-7	3	3	2854	259.5	164	14.9	16	18-26	167
1978	11	533	2456	185.0	16	1501	136.0	129-232-17	10	10	3648	321.0	210	19.1	26	10-15	215
1979	11	438	1799	163.5	20	2309	209.9	185-317-12	13	13	4108	373.5	264	24.0	34	9-17	224
1980	11	562	2379	216.3	25	1009	91.7	91-201-15	2	2	3388	308.0	210	19.1	28	5-9	195
1981	11	475	1880	170.9	13	2445	222.3	184-367-12	20	20	4325	393.2	274	24.9	34	13-22	230
1982	11	404	1573	143.0	17	2521	229.2	225-395-21	13	13	4094	372.2	247	22.5	30	11-17	236
1983	11	442	1113	101.2	6	2208	200.7	178-389-25	14	14	3321	301.9	181	16.5	21	11-15	191
1984	11	543	2281	207.3	12	1491	135.5	93-210-14	11	11	3772	342.9	194	17.6	23	11-17	185
1985	11	543	2391	217.4~	25	1778	161.6	92-191-4	9	9	4169	379.0	273	24.8	34	13-16	205
1986	11	545	2523	229.4~	19	1327	120.6	94-206-9	10	10	3850	350.0	247	22.5	30	13-18	204
1987	11	535	2651	241.0	21	1571	142.8	109-235-13	9	9	4222	383.8	257	23.4	30	16-19	214
1988	11	475	1714	155.8	13	1566	142.4	132-242-9	10	10	3280	298.2	195	17.7	24	10-15	184
1989	11	508	1980	180.0	20	1657	150.6	125-247-14	8	8	3637	330.6	263	23.9	32	13-18	193
1990	11	509	1526	180.0	13	1796	163.3	144-258-12	12	12	3322	302.0	224	20.4	27	12-19	183
1991	11	421	1463	133.0	5	1850	168.2	174-305-12	6	6	3313	301.2	104	9.5	12	8-13	192
1992	11	363	1330	120.9	7	2515	228.6~	229-448-20	9	9	3845	349.5	200	18.2	22	17-29	218
1993	11	336	1250	113.6	7	3277	297.9~	260-500-27	22	22	4527	411.5	253	23.0	33	9-17	237
1994	11	399	1784	162.2	12	2691	244.6	217-404-14	15	15	4475	406.8	256	23.3	29	17-23	229
1995	11	400	1505	136.8	13	2863	260.3	222-384-16	20	20	4368	397.1	272	24.7	34	11-14	232
1996	11	374	1145	104.1	10	2578	234.4~	200-354-12	14	14	3723	338.5	236	21.5	28	14-20	208
1997	12	500	1571	130.9	12	1891	157.6	142-266-12	13	13	3462	288.5	238	19.8	27	15-20	219
1998	11	431	1547	140.6	9	1882	171.1	155-338-17	15	15	3429	311.7	229	20.8	29	9-13	184
1999	12	552	2726	227.2	25	2196	183.0	154-292-11	16	16	4922	410.2	368	30.7	45	17-21	233
2000	12	541	2363	196.9	20	2786	232.2	202-352-9	20	20	5149	429.1	375	31.3	43	25-37	257
2001	11	465	2389	217.2	20	2250	204.5	170-311-11	19	19	4639	421.7	308	28.0	40	9-15	233
2002	13	586	2721	209.3	22	2390	183.8	175-334-11	21	21	5111	393.2	376	28.9	45	20-21	268
2003	13	<b>683</b>	<b>3759</b>	<b>289.2~</b>	<b>46</b>	2671	205.5	176-287-7	18	18	<b>6430</b>	494.6	<b>503</b>	<b>38.7~</b>	<b>66</b>	14-18	<b>326</b>
2004	12	572	3028	256.8~	29	2178	181.5	128-269-9	17	17	5260	438.3	361	30.1	47	12-18	245
2005	12	610	3277	273.1~	34	2660	221.7	185-323-10	20	20	5937	<b>494.8</b>	429	35.8~	56	14-20	289
2006	13	467	2007	154.4	25	2874	221.1	218-373-11	22	22	4881	375.5	376	28.9	50	9-15	246
2007	12	433	1941	161.8	15	2949	245.8	<b>262-454-19</b>	25	25	4890	405.5	315	26.2	42	8-13	259
2008	13	436	1350	103.8	20	2848	219.1	258-415-8	15	15	4198	322.9	302	23.2	38	12-16	214
2009	13	440	1293	99.5	13	2691	207.0	199-385-16	13	13	3984	306.5	272	20.9	33	13-17	207
2010	12	437	1623	135.2	14	2713	226.1	209-378-9	21	21	4336	361.3	278	23.2	35	11-17	239
2011	12	470	1920	160.0	14	1804	150.3	134-274-10	10	10	3724	310.3	221	18.4	27	12-15	195
2012	13	517	1975	151.9	14	2203	169.5	175-330-15	19	19	4178	321.4	287	22.1	35	14-22	229
2013	13	586	2538	195.2	23	1925	148.1	137-267-7	12	12	4463	343.3	334	25.7	42	14-18	238
2014	13	599	2801	215.5	32	1844	141.8	127-254-9	12	12	4645	357.3	369	28.4	48	12-18	238
2015	13	446	1873	144.1	17	2793	214.8	251-427-11	15	15	4666	358.9	292	22.5	34	17-21	229
2016	13	558	2387	183.6	34	2257	173.6	181-328-12	9	9	4644	357.2	381	29.3	45	22-24	250
2017	12	525	2189	182.4	20	1513	126.1	110-233-11	9	9	3702	308.5	265	22.1	32	14-20	197
2018	13	524	2221	170.8	23	2714	208.8	190-346-14	20	20	4935	379.6	376	28.9	46	17-23	269
2019	13	560	2323	178.7	25	<b>3293</b>	253.3	212-323-8	<b>31</b>	31	5616	432.0	443	34.1	59	11-15	294
2020	7	298	1344	192.0	19	1394	199.1	107-184-5	7	7	2738	391.1	191	27.3	25	4-6	151
2021	13	601	2575	198.1	27	2106	162.0	152-257-9	12	12	4681	360.1	331	25.5	40	17-26	260
2022	13	581	2695	207.3	33	2369	182.2	172-281-9	12	12	5064	389.5	367	28.2	46	15-18	281

bold indicates season record | ^ Led NCAA | ~ Led Big Ten

# ANNUAL DEFENSIVE STATISTICS

## DEFENSE SEASON-BY-SEASON STATISTICS (SINCE 1955)

Year	Rush G	Rush Att.	Rush Yds.	Rush YPG	Rush TD	Pass Yds.	Pass YPG	Comp.-Att.-Int.	Pass TD	Total Yds.	Total YPG	Total Pts.	Pts./Game	TDs	F6-ATT	First Downs
1955	9	437	1673	185.9	—	946	105.1	65-134-17	7	2619	291.0	172	19.1	—	—	—
1956	9	474	1801	200.1	—	<b>651</b>	<b>72.3</b>	<b>47-102-9</b>	2	2452	272.4	87	9.7	<b>13</b>	0-4	130
1957	9	484	2050	227.8	—	906	100.7	63-137-12	8	2956	328.4	188	20.9	—	—	—
1958	9	616	1749	194.3	—	1109	123.2	76-172-15	6	2858	317.5	177	17.4	—	—	143
1959	9	427	1471	163.4	—	738	82.0	54-113-11	6	2209	245.4	159	17.7	—	—	107
1960	9	380	1043	115.9	—	759	84.3	60-146-18	2	1802	200.2	88	9.8	—	—	105
1961	9	365	759	84.3	—	1039	115.4	69-164-11	4	1798	199.8	75	8.3	—	—	102
1962	9	362	<b>470</b>	<b>52.2*</b>	—	1034	114.9	89-206-13	5	<b>1504</b>	<b>167.1</b>	<b>61</b>	<b>6.8</b>	—	—	<b>101</b>
1963	9	415	1282	142.4	—	825	91.7	63-140-11	7	2107	234.1	117	13.0	—	—	113
1964	9	411	1284	142.7	—	1402	155.8	104-214-13	8	2686	298.4	131	14.6	—	—	146
1965	10	510	1652	165.2	—	1154	115.4	104-210-17	6	2806	280.6	160	16.0	—	—	174
1966	10	433	1342	134.2	—	909	90.9	86-181-9	8	2251	251.1	160	16.0	—	—	168
1967	10	444	1404	140.4	—	1525	152.5	125-262-17	4	2929	292.9	106	10.6	—	—	171
1968	10	598	2009	200.9	17	1363	136.3	112-245-12	9	3372	337.2	190	19.0	26	—	201
1969	10	571	2145	214.5	20	1702	170.2	111-233-16	13	3847	384.7	260	26.0	36	3-9	206
1970	10	614	2568	256.8	30	1335	133.5	93-234- <b>26</b>	5	3903	390.3	237	23.7	35	0-9	229
1971	11	599	2341	212.8	39	1674	152.2	109-212-11	12	4015	365.0	278	25.3	39	3-12	215
1972	11	581	2423	220.3	20	1291	117.4	89-183-11	8	3714	337.7	304	27.6	40	8-12	204
1973	11	547	2043	185.7	22	1669	151.7	114-231-10	14	3712	337.4	295	26.8	39	8-15	209
1974	11	617	3047	277.0	33	1489	135.4	97-177-6	13	4536	412.4	332	30.2	47	3-8	239
1975	11	582	2500	227.3	23	1017	92.4	78-182-12	1	3517	319.7	192	17.5	25	6-10	198
1976	11	557	2404	218.5	18	1345	122.3	97-201-13	8	3749	340.8	211	19.2	26	10-13	200
1977	11	536	2126	193.3	12	1185	107.7	71-153-15	7	3221	292.8	170	15.5	20	11-15	168
1978	11	548	2422	189.0	14	1630	148.0	115-225-13	14	3715	337.0	267	24.3	37	4-9	191
1979	11	537	2580	234.5	25	1586	144.2	119-238-13	11	4166	378.7	271	24.6	37	4-8	227
1980	11	470	1644	149.5	17	1796	163.3	140-295-11	13	3440	312.7	250	22.7	30	14-22	195
1981	11	464	1728	157.1	15	2247	204.3	161-312-11	17	3975	361.4	264	24.0	33	11-20	204
1982	11	529	2121	192.8	20	1767	160.6	135-244-13	13	3888	353.5	295	26.8	35	15-20	210
1983	11	516	2949	268.1	44	2002	182.0	136-250-12	20	4951	450.1	518	47.1	64	14-20	219
1984	11	528	2369	215.4	23	2277	207.0	182-293-4	16	4646	422.4	316	28.7	40	12-18	251
1985	11	494	1784	162.2	17	1979	179.9	161-292-8	10	3763	342.1	227	20.6	28	12-18	215
1986	11	477	1749	159.0	22	2187	198.8	173-300-17	12	3936	357.8	295	26.8	37	13-19	217
1987	11	483	2019	183.5	20	2112	192.0	175-310-13	12	4131	375.5	262	23.8	32	—	229
1988	11	551	2184	198.5	16	2008	182.5	142-233-11	11	4192	381.1	246	22.4	29	16-27	239
1989	11	480	2023	183.9	23	2427	220.6	170-291-18	14	4450	404.5	283	25.7	37	7-13	238
1990	11	456	1863	169.3	23	2127	193.4	170-304-16	13	3990	362.7	285	25.9	37	8-15	219
1991	11	471	2265	205.9	26	1887	171.5	150-256-10	7	4152	377.5	302	27.5	34	12-19	228
1992	11	493	1998	181.6	22	2441	221.9	170-286-7	16	4439	403.5	313	28.5	39	14-20	227
1993	11	464	1697	154.3	27	2894	263.1	212-394-18	15	4591	417.4	354	32.2	42	20-32	254
1994	11	447	1959	178.1	24	2480	225.4	179-317-11	19	4439	403.5	348	31.6	46	9-15	222
1995	11	454	2298	208.9	25	2575	234.1	171-289-10	19	4873	443.0	368	33.5	46	13-18	229
1996	11	549	2712	246.5	27	1792	162.9	119-208-12	13	4504	409.5	340	30.9	42	15-25	223
1997	12	491	1607	133.9	16	2812	234.3	194-344-9	21	4419	368.3	334	27.8	40	19-25	219
1998	11	433	1141	103.7	12	2699	245.4	203-374-12	15	3840	349.1	249	22.6	28	16-26	206
1999	12	491	1682	140.2	13	2153	179.4	179-383-8	10	3835	319.6	196	16.3	23	12-18	216
2000	12	492	1993	166.1	23	2437	203.1	196-375-8	17	4430	369.2	318	26.5	41	12-16	242
2001	11	482	2218	201.6	19	2456	223.3	199-337-8	16	4674	424.9	299	27.2	37	13-19	251
2002	13	534	2298	176.8	28	2332	178.6	203-367-7	12	4620	355.4	319	24.5	42	7-15	249
2003	13	452	1595	122.7	18	2830	217.7	268-454-11	14	4425	340.4	285	21.9	34	16-20	258
2004	12	424	1568	130.7	13	3192	266.0	271-451-12	17	4760	396.7	273	22.8	32	16-22	254
2005	12	428	1867	155.6	21	3085	257.1	233-410-8	19	4952	412.7	348	29.0	44	13-20	251
2006	13	485	2056	158.2	19	3487	268.2	270-434-17	24	5543	426.4	338	26.0	45	9-16	299
2007	12	433	2752	229.3	25	3472	289.3	275-430-7	25	6224	518.7	440	36.7	55	19-30	289
2008	13	458	1863	143.3	13	3124	240.3	245-415-15	21	4987	383.6	322	24.8	37	20-27	253
2009	13	513	1972	151.7	19	2827	217.5	233-401-12	15	4799	369.2	309	23.8	37	17-24	252
2010	12	436	2297	191.4	29	2409	200.8	182-280-11	21	4706	392.2	396	33.0	54	8-13	229
2011	12	459	2237	186.4	23	2600	216.7	239-353-4	23	4837	403.1	380	31.7	51	9-15	267
2012	13	478	2236	172.0	22	2426	186.6	231-404-13	15	4662	358.6	321	24.7	40	14-17	247
2013	13	453	2056	158.2	19	2796	215.1	247-405-10	16	4852	373.2	289	22.2	36	14-19	245
2014	13	476	2271	174.7	18	2515	193.5	233-406-15	20	4786	368.2	314	24.2	40	12-16	253
2015	13	523	2437	166.4	23	2334	179.5	227-394-10	13	4497	345.9	327	25.2	40	16-22	251
2016	13	453	1532	117.8	12	4502	330.9	274-487-9	22	4534	348.8	287	22.1	35	15-18	247
2017	12	422	2066	172.2	19	2094	174.5	210-332-8	16	4160	346.7	274	22.8	36	9-15	208
2018	13	436	2519	173.4	20	2761	212.4	265-409-11	21	5015	385.8	345	26.5	42	16-17	237
2019	13	430	1591	122.4	18	2395	184.2	200-357-14	14	3986	306.6	293	22.5	37	12-25	229
2020	7	<b>230</b>	<b>1450</b>	<b>207.1</b>	16	<b>1465</b>	<b>209.3</b>	<b>123-192-5</b>	11	<b>2915</b>	<b>416.4</b>	<b>211</b>	<b>30.1</b>	<b>23</b>	<b>5-14</b>	<b>143</b>
2021	13	376	1268	97.5	11	2356	181.2	205-369-8	15	3624	278.8	225	17.3	28	11-14	202
2022	13	376	1417	109.0	<b>10</b>	2419	186.1	230-396-15	8	3836	295.1	180	13.8	18	18-18	199

**bold** indicates season record | <sup>^</sup> Led NCAA | — Led Big Ten

# ANNUAL DEFENSIVE STATISTICS

## DEFENSE SEASON-BY-SEASON STATISTICS (SINCE 1977)

Year	MN TFLs	MN Sacks	MN PBU	MN FF (FR)	Opp. TFLs	Opp. Sacks	Opp. PBU	Opp. FF (FR)
1977	55-237	—	11	N/A (22)	—	—	—	—
1978	—	—	—	—	—	—	—	—
1979	45-194	—	28	N/A (13)	—	—	—	—
1980	56-285	—	41	N/A (17)	—	—	—	—
1981	82-368	—	45	N/A (13)	—	—	—	—
1982	58-296	23-201	11	N/A (9)	—	—	—	—
1983	39-146	—	13	N/A (14)	—	—	—	—
1984	46-181	20-121	32	N/A (16)	—	—	—	—
1985	42-NA	18	28	1 (10)	—	—	—	—
1986	57-NA	17	20	11 (15)	—	—	—	—
1987	48-NA	8	38	5 (10)	—	—	—	—
1988	42-188	15-128	19	4 (12)	—	—	—	—
1989	57-228	22-141	33	3 (18)	—	—	—	—
1990	71-379	30-224	40	N/A (11)	—	—	—	—
1991	37-156	15-140	27	N/A (7)	—	—	—	—
1992	65-252	21-132	20	N/A (7)	—	—	—	—
1993	87-373	26-176	41	N/A (11)	—	—	—	—
1994	75-269	19-166	35	N/A (10)	—	—	—	—
1995	52-165	12-79	22	10 (11)	—	—	—	—
1996	41-140	8-72	34	12 (9)	77-320	39-215	54	12 (14)
1997	67-281	41-205	46	17 (14)	111-425	45-286	27	11 (13)
1998	83-394	39-294	42	11 (12)	94-389	52-261	56	9 (8)
1999	<b>104-429</b>	<b>45-250</b>	<b>60</b>	13 (12)	80-273	22-114	30	10 (11)
2000	73-360	32-223	52	14 (12)	85-283	21-140	41	14 (10)
2001	48-174	14-100	49	11 (7)	67-229	19-117	36	8 (2)
2002	86-304	31-167	38	17 (14)	87-235	18-109	34	11 (10)
2003	77-288	26-182	48	9 (5)	57-183	16-85	32	11 (10)
2004	72-258	24-169	50	10 (8)	63-215	9-60	29	6 (4)
2005	57-206	15-83	52	8 (7)	37-125	3-17	46	4 (6)
2006	56-237	25-140	28	16 (15)	52-181	18-100	37	5 (3)
2007	62-201	11-94	42	9 (7)	68-210	13-88	45	11 (10)
2008	87-346	34-226	54	16 (16)	73-312	30-200	30	11 (11)
2009	72-286	22-164	50	13 (16)	78-344	40-254	45	12 (13)
2010	62-195	9-59	20	11 (8)	63-243	17-124	35	7 (8)
2011	60-213	19-116	28	8 (5)	60-174	22-95	25	9 (7)
2012	65-269	26-176	57	10 (7)	59-243	21-162	38	12 (7)
2013	73-286	18-133	50	11 (9)	74-273	27-170	30	12 (9)
2014	71-287	24-157	48	16 (15)	60-212	19-138	36	11 (8)
2015	81-272	22-145	47	8 (8)	60-198	19-117	49	13 (11)
2016	101-407	37-250	47	15 (16)	70-233	16-95	36	4 (5)
2017	71-247	23-136	36	14 (10)	62-260	23-170	28	10 (7)
2018	71-245	23-134	42	11 (10)	63-227	27-162	55	13 (11)
2019	62-282	28-207	49	10 (5)	73-281	30-185	46	12 (7)
2020	18-89	8-54	18	6 (2)	39-157	13-92	26	3 (2)
2021	55-237	25-176	40	10 (9)	63-253	22-168	38	7 (4)
2022	47-169	19-118	36	4 (4)	57-192	15-101	36	5 (4)

**bold** indicates season record

# YEAR-BY-YEAR RECORDS

Season	OVERALL			BIG TEN			Pts.	Opp.	Coach	Final Rank^	Notes
	W	L	T	W	L	T					
1882	1	1	0				4	2	None		
1883	1	2	0				9	8	Thomas Peebles		
1884		No Games									
1885		No Games									
1886	0	2	0				13	27	Fredrick Jones		
1887	2	0	0				22	0	Fredrick Jones		
1888	1	1	0				22	16	Fredrick Jones		
1889	3	1	0				46	28	D.W. McCord, Al McCord, F. Heffelfinger, B. Morse		
1890	5	1	1				208	33	Tom Eck		
1891	3	1	1				102	46	Edward "Dad" Moulton		
1892	5	0	0				122	56	None		
1893	6	0	0				148	38	"Wallie" Winter		
1894	3	1	0				74	8	Tom Cochrane Jr.		
1895	7	3	0				136	58	Walt "Pudge" Heffelfinger		
1896	8	2	0	1	2	0	168	24	Alex Jerrems		
1897	4	4	0	0	3	0	112	77	Alex Jerrems		
1898	4	5	0	1	2	0	92	72	Jack Minds		
1899	6	3	2	0	3	0	151	79	John Harrison & William C. Leary		
1900	10	0	2	3	0	1	299	23	Dr. Henry L. Williams		Big Ten Champions
1901	9	1	1	3	1	0	183	18	Dr. Henry L. Williams		
1902	9	2	1	3	1	0	335	34	Dr. Henry L. Williams		
1903	14	0	1	3	0	1	618	12	Dr. Henry L. Williams		Co-Big Ten Champions
1904	13	0	0	3	0	0	725	12	Dr. Henry L. Williams		Billingsley National Champions / Co-Big Ten Champions
1905	10	1	0	2	1	0	542	22	Dr. Henry L. Williams		
1906	4	1	0	2	0	0	47	29	Dr. Henry L. Williams		
1907	2	2	1	0	1	1	55	52	Dr. Henry L. Williams		
1908	3	2	1	0	2	0	32	50	Dr. Henry L. Williams		
1909	6	1	0	3	0	0	158	27	Dr. Henry L. Williams		Big Ten Champions
1910	6	1	0	2	0	0	179	6	Dr. Henry L. Williams		Co-Big Ten Champions
1911	6	0	1	3	0	1	102	15	Dr. Henry L. Williams		Big Ten Champions
1912	4	3	0	2	2	0	87	38	Dr. Henry L. Williams		
1913	5	2	0	2	1	0	116	32	Dr. Henry L. Williams		
1914	6	1	0	3	1	0	123	44	Dr. Henry L. Williams		
1915	6	0	1	3	0	1	191	35	Dr. Henry L. Williams		Co-Big Ten Champions
1916	6	1	0	3	1	0	348	28	Dr. Henry L. Williams		
1917	4	1	0	3	1	0	164	25	Dr. Henry L. Williams		
1918	5	2	1	2	1	0	133	39	Dr. Henry L. Williams		
1919	4	2	1	3	2	0	130	45	Dr. Henry L. Williams		
1920	1	6	0	0	6	0	62	92	Dr. Henry L. Williams		
1921	3	4	0	2	4	0	60	141	Dr. Henry L. Williams		
1922	3	3	1	2	3	1	79	65	William Spaulding		
1923	5	1	1	2	1	1	114	60	William Spaulding		
1924	3	3	2	1	2	1	68	63	William Spaulding		
1925	5	2	1	5	2	1	176	91	Dr. Clarence W. Spears		
1926	5	3	0	2	2	0	269	64	Dr. Clarence W. Spears		
1927	6	0	2	3	0	1	209	51	Dr. Clarence W. Spears		Co-Big Ten Champions
1928	6	2	0	4	2	0	182	36	Dr. Clarence W. Spears		
1929	6	2	0	3	2	0	179	55	Dr. Clarence W. Spears		
1930	3	4	1	1	3	0	126	81	Herbert "Fritz" Crister		
1931	7	3	0	3	2	0	191	72	Herbert "Fritz" Crister		
1932	5	3	0	2	3	0	86	42	Bernie Bierman		
1933	4	0	4	2	0	4	64	32	Bernie Bierman		Co-Big Ten Champions
1934	8	0	0	5	0	0	270	38	Bernie Bierman		National Champions / Big Ten Champions
1935	8	0	0	5	0	0	194	46	Bernie Bierman		National Champions / Co-Big Ten Champions
1936	7	1	0	4	1	0	203	32	Bernie Bierman	1	National Champions
1937	6	2	0	5	0	0	184	50	Bernie Bierman	5	Big Ten Champions
1938	6	2	0	4	1	0	97	38	Bernie Bierman	10	Big Ten Champions
1939	3	4	1	3	4	1	154	82	Bernie Bierman	—	
1940	8	0	0	6	0	0	154	71	Bernie Bierman	1	National Champions / Big Ten Champions



# YEAR-BY-YEAR RECORDS

Season	OVERALL			BIG TEN			Pts.	Opp.	Coach	Rank	Notes
	W	L	T	W	L	T					
1941	8	0	0	5	0	0	186	38	Bernie Bierman	1	National Champions / Big Ten Champions
1942	5	4	0	3	3	0	152	91	Dr. George Hauser	19	
1943	5	4	0	2	3	0	170	184	Dr. George Hauser	—	
1944	5	3	1	3	2	1	225	162	Dr. George Hauser	—	
1945	4	5	0	1	5	0	177	155	Bernie Bierman	—	
1946	5	4	0	3	4	0	130	114	Bernie Bierman	—	
1947	6	3	0	3	3	0	174	127	Bernie Bierman	—	
1948	7	2	0	5	2	0	203	94	Bernie Bierman	16	
1949	7	2	0	4	2	0	231	80	Bernie Bierman	8	
1950	1	7	1	1	4	1	79	196	Bernie Bierman	—	
1951	2	6	1	1	4	1	162	258	Wes Fesler	—	
1952	4	3	2	3	1	2	131	171	Wes Fesler	—	
1953	4	4	1	3	3	1	150	160	Wes Fesler	—	
1954	7	2	0	4	2	0	195	127	Murray Warmath	-/20	
1955	3	6	0	2	5	0	110	172	Murray Warmath	—	
1956	6	1	2	4	1	2	127	87	Murray Warmath	12/9	
1957	4	5	0	3	5	0	201	188	Murray Warmath	—	
1958	1	8	0	1	6	0	115	157	Murray Warmath	—	
1959	2	7	0	1	6	0	98	159	Murray Warmath	—	
1960	8	2	0	6	1	0	228	88	Murray Warmath	1/1	Co-Big Ten Champions / Rose Bowl
1961	8	2	0	6	1	0	161	78	Murray Warmath	6/6	Rose Bowl (W)
1962	6	2	1	5	2	0	131	61	Murray Warmath	10/10	
1963	3	6	0	2	5	0	95	117	Murray Warmath	—	
1964	5	4	0	4	3	0	136	131	Murray Warmath	—	
1965	5	4	1	5	2	0	188	160	Murray Warmath	—	
1966	4	5	1	3	3	1	124	160	Murray Warmath	—	
1967	8	2	0	6	1	0	163	106	Murray Warmath	-/14	Co-Big Ten Champions
1968	6	4	0	5	2	0	207	190	Murray Warmath	—	
1969	4	5	1	4	3	0	210	260	Murray Warmath	—	
1970	3	6	1	2	4	1	180	237	Murray Warmath	—	
1971	4	7	0	3	5	0	212	278	Murray Warmath	—	
1972	4	7	0	4	4	0	185	304	Cal Stoll	—	
1973	7	4	0	6	2	0	260	295	Cal Stoll	—	
1974	4	7	0	2	6	0	161	332	Cal Stoll	—	
1975	6	5	0	3	5	0	236	192	Cal Stoll	—	
1976	6	5	0	4	4	0	201	211	Cal Stoll	—	
1977	7	5	0	4	4	0	171	187	Cal Stoll	—	Hall of Fame Bowl
1978	5	6	0	4	4	0	210	267	Cal Stoll	—	
1979	4	6	1	3	5	1	264	271	Joe Salem	—	
1980	5	6	0	4	5	0	210	250	Joe Salem	—	
1981	6	5	0	4	5	0	274	264	Joe Salem	—	
1982	3	8	0	1	8	0	247	295	Joe Salem	—	
1983	1	10	0	0	9	0	181	518	Joe Salem	—	
1984	4	7	0	3	6	0	194	316	Lou Holtz	—	
1985	7	5	0	4	4	0	293	240	Lou Holtz	—	Independence Bowl (W)
1986	6	6	0	5	3	0	261	316	John Gutekunst	—	Liberty Bowl
1987	6	5	0	3	5	0	257	262	John Gutekunst	—	
1988	2	7	2	0	6	2	195	246	John Gutekunst	—	
1989	6	5	0	4	4	0	263	283	John Gutekunst	—	
1990	6	5	0	5	3	0	224	281	John Gutekunst	—	
1991	2	9	0	1	7	0	104	302	John Gutekunst	—	
1992	2	9	0	2	6	0	200	313	Jim Wacker	—	
1993	4	7	0	3	5	0	253	354	Jim Wacker	—	
1994	3	8	0	1	7	0	256	348	Jim Wacker	—	
1995	3	8	0	1	7	0	272	368	Jim Wacker	—	
1996	4	7	0	1	7	0	236	340	Jim Wacker	—	
1997	3	9	0	1	7	0	238	334	Glen Mason	—	
1998	5	6	0	2	6	0	229	249	Glen Mason	—	

## YEAR-BY-YEAR RECORDS

Season	OVERALL			BIG TEN			Pts.	Opp.	Coach	Rank	Notes
	W	L	T	W	L	T					
1999	8	4	0	5	3	0	368	196	Glen Mason	18/17	Sun Bowl
2000	6	6	0	4	4	0	375	318	Glen Mason	—	Micronpc.com Bowl
2001	4	7	0	2	6	0	308	299	Glen Mason	—	
2002	8	5	0	3	5	0	376	319	Glen Mason	—	Music City Bowl (W)
2003	10	3	0	5	3	0	503	285	Glen Mason	20/17	Sun Bowl (W)
2004	7	5	0	3	5	0	361	273	Glen Mason	—	Music City Bowl (W)
2005	7	5	0	4	4	0	429	348	Glen Mason	—	Music City Bowl
2006	6	7	0	3	5	0	376	338	Glen Mason	—	Insight Bowl
2007	1	11	0	0	8	0	315	440	Tim Brewster	—	
2008	7	6	0	3	5	0	302	322	Tim Brewster	—	Insight Bowl
2009	6	7	0	3	5	0	272	309	Tim Brewster	—	Insight Bowl
2010	3	9	0	2	6	0	278	396	Tim Brewster/Jeff Horton*	—	
2011	3	9	0	2	6	0	221	380	Jerry Kill	—	
2012	6	7	0	2	6	0	287	321	Jerry Kill	—	Meineke Car Care Bowl
2013	8	5	0	4	4	0	334	289	Jerry Kill	—	Texas Bowl
2014	8	5	0	5	3	0	369	314	Jerry Kill	—	Citrus Bowl
2015	6	7	0	2	6	0	292	327	Jerry Kill/Tracy Claeys #	—	Quick Lane Bowl (W)
2016	9	4	0	5	4	0	381	287	Tracy Claeys	—	Holiday Bowl (W)
2017	5	7	0	2	7	0	265	274	P.J. Fleck	—	
2018	7	6	0	3	6	0	376	345	P.J. Fleck	—	Quick Lane Bowl (W)
2019	11	2	0	7	2	0	443	293	P.J. Fleck	10/10	Big Ten West Co-Champ / Outback Bowl (W)
2020	3	4	0	3	4	0	191	211	P.J. Fleck	—	Declined bowl due to Covid-19 pandemic
2021	9	4	0	6	3	0	331	225	P.J. Fleck	—	Guaranteed Rate Bowl (W)
2022	9	4	0	5	4	0	367	180	P.J. Fleck	—	Pinstripe Bowl (W)

\* Brewster fired after seven (1-6) games; Horton named interim coach (2-3) // # - Kill resigned after seven (4-3) games; Claeys named head coach (2-4)

^ Final rank indicates AP Poll / Coaches Poll



# SERIES RECORDS

## AIR FORCE (1-0-0)

Home: 1-0 • Away: 0-0					
2009	9/12	W	20-13	H	

## ALABAMA (1-0-0)

Home: 0-0 • Away: 0-0 • Neutral: 1-0					
2004	12/31	W	20-16	N	

## ALL STARS (0-0-1)

Home: 0-0-1 • Away: 0-0					
1918	10/5	T	0-0	H	

## ALUMNI (2-1)

Home: 2-1 • Away: 0-0					
1887	-	W	14-0	H	
1898	10/5	L	0-5	H	
1899	11/11	W	6-5	H	

## ARIZONA (1-0)

Home: 1-0 • Away: 0-0					
1939	9/30	W	62-0	H	

## ARIZONA STATE (0-1)

Home: 0-0 • Away: 0-1					
1969	9/20	L	26-48	A	

## ARKANSAS (1-0)

Home: 0-0 • Away: 0-0 • Neutral: 1-0					
2002	12/30	W	29-14	N	

## ARKANSAS STATE (2-0)

Home: 2-0 • Away: 0-0					
1995	9/30	W	55-7	H	
1998	9/5	W	17-14	H	

## ARMY (1-0)

Home: 1-0 • Away: 0-0					
1963	10/5	W	24-8	H	

## AUBURN (1-0)

Home: 0-0 • Away: 0-0 • Neutral: 1-0					
2020	1/1	W	31-24	N	

## BALL STATE (2-0)

Home: 2-0 • Away: 0-0					
1995	9/16	W	31-7	H	
1996	9/14	W	26-23	H	

## BAYLOR (1-0)

Home: 0-0 • Away: 1-0					
2000	9/16	W	34-9	A	

## BELOIT (3-0-1)

Home: 3-0-1 • Away: 0-0					
1894	11/10	W	40-0	H	
1899	11/18	T	5-5	H	
1902	10/11	W	29-0	H	
1903	10/24	W	46-0	H	

## BOAT CLUB (1-0)

Home: 1-0 • Away: 0-0					
1895	10/12	W	6-0	H	

## BOWLING GREEN (2-2)

Home: 1-2 • Away: 1-0					
1886	9/13	W	31-7	H	
2007	9/1	L	31-32 (ot)	H	
2008	9/6	W	42-17	A	
2021	9/25	L	10-14	H	

## BUFFALO (2-0)

Home: 2-0 • Away: 0-0					
2002	9/21	W	41-17	H	
2017	8/31	W	17-7	H	

## BUTLER (2-0)

Home: 2-0 • Away: 0-0					
1925	11/7	W	33-7	H	
1926	11/13	W	81-0	H	

## CALIFORNIA (2-4)

Home: 1-2 • Away: 1-2					
1951	10/6	L	14-55	A	
1952	10/4	L	13-49	H	
1964	10/3	W	26-20	A	
1987	9/19	W	32-23	H	
2006	9/9	L	17-42	A	
2009	9/19	L	21-35	H	

## CAMP GRANT (1-0)

Home: 1-0 • Away: 0-0					
1943	10/16	W	13-7	H	

## CARLETON (9-1)

Home: 9-0 • Away: 0-1					
1883	-	L	2-4	A	
1896	10/3	W	16-6	H	
1897	10/9	W	48-6	H	
1898	10/1	W	32-0	H	
1899	10/14	W	35-5	H	
1900	9/29	W	44-0	H	
1901	9/28	W	35-0	H	
1902	9/27	W	33-0	H	
1903	9/26	W	29-0	H	
1904	10/1	W	65-0	H	

## CARLETON-ST. OLAF (1-0)

Home: 1-0 • Away: 0-0					
1918	11/2	W	59-6	H	

## CARLSLE (1-2)

Home: 1-2 • Away: 0-0					
1906	11/17	L	0-17	H	
1907	11/16	L	10-12	H	
1908	11/21	W	11-6	H	

## CENTRAL MICHIGAN (2-0)

Home: 1-0 • Away: 0-0 • Neutral: 1-0					
1987	9/26	W	30-10	H	
2015	12/28	W	21-14	N	

## UNIV. OF CHICAGO (12-5-1)

Home: 6-2-1 • Away: 6-3					
1895	10/25	W	10-6	A	
1899	-	L	0-29	A	
1900	10/13	T	6-6	H	
1906	11/10	W	4-2	A	
1907	11/2	L	12-18	H	
1908	10/31	L	0-29	A	
1909	10/30	W	20-6	H	
1910	10/29	W	24-0	A	
1911	11/4	W	30-0	H	
1912	11/23	L	0-7	A	
1913	11/15	L	7-13	H	
1914	11/21	W	13-7	A	
1915	11/13	W	20-7	H	
1916	11/25	W	49-0	A	
1917	11/17	W	33-0	H	
1918	11/30	W	7-0	A	
1928	10/20	W	33-7	H	
1934	11/17	W	35-7	H	

## CHICAGO COLLEGE (1-0)

Home: 1-0 • Away: 0-0					
1901	10/5	W	27-0	H	

## CLEMSON (1-0)

Home: 0-0 • Away: 0-0 • Neutral: 1-0					
1985	12/21	W	20-13	N	

## COE COLLEGE (1-0)

Home: 1-0 • Away: 0-0					
1929	10/5	W	39-0	H	

## COLORADO (2-3)

Home: 1-2 • Away: 1-1					
1972	9/23	L	6-28	H	
1991	9/21	L	0-58	A	
1992	9/19	L	20-21	H	
2021	9/18	W	30-0	A	
2022	9/17	W	49-7	H	

## COLORADO STATE (4-0)

Home: 2-0 • Away: 2-0					
2004	9/18	W	34-18	A	
2005	9/10	W	56-24	H	
2015	9/12	W	23-20 (OT)	A	
2016	9/24	W	31-24	H	

## CORNELL (IOWA) (1-0)

Home: 1-0 • Away: 0-0					
1931	11/14	W	47-7	H	

## CREIGHTON (1-0)

Home: 1-0 • Away: 0-0					
1928	10/6	W	40-0	H	

## DRAKE (1-0)

Home: 1-0 • Away: 0-0					
1927	11/12	W	27-6	H	

## EASTERN ILLINOIS (1-0)

Home: 1-0 • Away: 0-0					
2014	8/28	W	42-20	H	

## EX-COLLEGIATES (6-3-1)

Home: 6-3-1 • Away: 0-0					
1883	-	L	2-4	H	
1889	10/5	W	2-0	H	
1889	10/26	W	10-0	H	
1890	11/5	T	0-0	H	
1890	11/19	L	11-14	H	
1890	11/29	W	14-6	H	
1891	10/17	L	0-4	H	
1892	10/1	W	18-10	H	
1895	11/28	W	14-0	H	
1896	10/31	W	8-0	H	

## FLORIDA ATLANTIC (2-1)

Home: 1-0 • Away: 0-1					
2005	9/17	W	46-7	H	
2007	9/15	L	39-42	A	
2008	9/20	W	37-3	H	

## FORT WARREN (1-0)

Home: 1-0 • Away: 0-0					
1945	10/13	W	14-0	H	

## FRESNO STATE (2-0)

Home: 1-0 • Away: 1-0					
2018	9/8	W	21-14	H	
2019	9/7	W	38-35 (2ot)	A	

## GEORGIA SOUTHERN (1-0)

Home: 1-0 • Away: 0-0					
2019	9/14	W	35-32	H	

## GEORGIA TECH (1-0)

Home: 0-0 • Away: 0-0 • Neutral: 1-0					
2018	12/26	W	34-10	N	

## GRINNELL (12-2-2)

Home: 12-2-1 • Away: 0-0-1					
1890	11/8	W	18-13	H	
1891	10/31	T	12-12	A	
1891	11/14	W	22-14	H	
1892	10/22	W	40-24	H	
1893	10/21	W	36-6	H	
1894	10/13	W	10-2	H	
1895	10/5	L	4-6	H	
1896	10/10	W	12-0	H	
1897	10/16	W	6-0	H	
1898	10/15	L	6-16	H	
1899	10/28	T	5-5	H	
1900	10/20	W	26-0	H	
1902	11/1	W	102-0	H	
1903	10/3	W	39-0	H	
1904	10/22	W	146-0	H	
1925	10/10	W	34-6	H	

## HAMLIN (6-1)

Home: 2-0 • Away: 4-1					
1882	9/29	W	4-0	A	
1882	-	L	0-2	A	
1883	11/3	W	5-0	A	
1890	10/27	W	44-0	A	
1893	10/24	W	10-6	A	
1902	10/7	W	59-0	H	
1903	10/7	W	65-0	H	

## HASKELL (4-0)

Home: 4-0 • Away: 0-0					
1901	11/4	W	28-0	H	
1923	10/13	W	13-12	H	
1924	10/11	W	20-0	H	
1928	11/17	W	52-0	H	

## HAWAII (0-1)

Home: 0-0 • Away: 0-1					
1997	8/30	L	3-17	A	

## HIGH SCHOOLS (14-0-3)

Home: 12-0-3 • Away: 2-0					
1887	-	W	8-0	H	
Minneapolis High					
1895	9/29	W	20-0	H	
Mpls. Central High					
1896	9/19	W	34-0	A	
South High					
1896	9/26	W	50-0	A	
Mpls. Central High					
1897	9/25	W	22-0	H	
South High					
1899	9/26	W	20-0	H	
Mpls. Central High					
1900	9/15	T	0-0	H	
Central High					
1900	9/22	W	26-0	H	
St. Paul Central High					
1901	9/21	T	0-0	H	
Central High					
1901	9/21	W	16-0	H	
St. Paul Central High					
1902	9/22	T	0-0	H	
St. Paul Central High					
1902	9/22	W	28-0	H	

# SERIES RECORDS

Mpls. Central High				
1903	9/19	W	21-6	H
Mpls. Central High				
1903	9/19	W	36-0	H
St. Paul Central High				
1903	9/23	W	37-0	H
East High				
1904	9/17	W	107-0	H
Twin Cities Central High				
1905	9/23	W	74-0	H
Twin Cities Central High				

## HOUSTON (1-1)

Home: 0-1 • Away: 1-0

1997	9/27	L	43-45	H
1998	9/12	W	14-7	A

## ILLINOIS (40-32-3)

Home: 23-13-2 • Away: 17-19-1

1898	11/24	L	10-11	H
1900	11/17	W	23-0	H
1901	11/28	W	16-0	A
1902	11/8	W	17-5	H
1903	11/14	W	32-0	A
1911	11/25	W	11-0	A
1912	11/2	W	13-0	H
1913	11/22	W	19-9	A
1914	10/31	L	6-21	H
1915	10/30	T	6-6	A
1916	11/4	L	9-14	H
1917	11/24	W	27-6	A
1919	11/8	L	6-10	H
1920	10/30	L	7-17	A
1924	11/15	W	20-7	H
1941	10/11	W	34-6	H
1942	10/10	L	13-20	A
1947	10/18	L	13-40	A
1948	10/16	W	6-0	H
1952	10/18	W	13-7	H
1953	10/17	L	7-27	A
1954	10/16	W	19-6	H
1955	10/15	L	13-21	A
1956	10/20	W	16-13	H
1957	10/19	L	13-34	A
1958	10/18	L	8-20	H
1959	10/17	L	6-14	A
1960	10/15	W	21-10	H
1961	10/21	W	33-0	A
1962	10/20	W	17-0	H
1963	10/19	L	6-16	A
1964	10/17	L	0-14	H
1967	10/14	W	10-7	A
1968	10/12	W	17-10	H
1973	11/17	W	19-16	A
1974	11/16	L	14-17	H
1975	10/11	L	23-42	A
1976	10/9	W	29-14	H
1977	11/12	W	21-10	A
1978	11/18	W	24-6	H
1979	10/27	T	17-17	H
1980	11/1	W	21-18	A
1981	10/3	L	29-38	A
1982	10/2	L	24-42	H
1983	11/5	L	23-50	H
1984	11/3	L	3-48	A
1987	10/31	L	17-27	A
1988	10/29	T	27-27	H
1991	10/5	L	3-24	A
1992	10/3	W	18-17	H
1993	11/6	L	20-23	A
1994	11/5	L	17-21	H
1995	11/18	L	14-48	A

1996	11/16	W	23-21	H
1999	10/16	W	37-7	A
2000	9/30	W	44-10	H
2001	10/6	L	14-25	A
2002	10/3	W	31-10	H
2003	10/25	W	36-10	A
2004	10/23	W	45-0	H
2007	11/3	L	17-44	H
2008	10/11	W	27-20	A
2009	11/7	L	32-35	H
2010	11/17	W	38-34	A
2011	11/26	W	27-7	H
2012	11/10	W	17-3	A
2014	10/25	L	24-28	A
2015	11/21	W	32-23	H
2016	10/29	W	40-17	A
2017	10/21	W	24-17	H
2018	11/3	L	31-55	A
2019	10/5	W	40-17	H
2020	11/7	W	41-14	A
2021	11/6	L	6-14	H
2022	10/15	L	14-26	A

## ILLINOIS STATE (2-0)

Home: 2-0 • Away: 0-0

1999	9/18	W	55-7	H
2004	9/11	W	37-21	H

## INDIANA (40-26-3)

Home: 32-9-1 • Away: 8-17-2

1906	11/24	W	8-6	H
1917	10/20	W	33-9	H
1919	10/18	W	20-6	A
1920	10/16	L	7-21	H
1921	10/22	W	6-0	H
1922	10/14	W	20-0	A
1927	10/15	T	14-14	A
1928	11/10	W	21-12	H
1929	11/2	W	19-7	H
1930	10/18	W	6-0	H
1933	10/7	T	6-6	H
1934	11/17	W	30-0	H
1937	10/9	W	6-0	H
1942	11/7	L	0-7	H
1944	11/11	W	19-14	H
1945	11/10	L	0-49	H
1946	10/5	L	0-21	H
1948	10/30	W	30-7	H
1951	11/10	W	16-14	H
1953	11/7	W	28-20	H
1957	11/2	W	34-0	H
1958	11/1	L	0-6	A
1959	10/3	W	24-14	H
1960	10/1	W	42-0	H
1963	11/2	L	6-24	H
1964	10/31	W	21-0	A
1965	10/9	W	42-18	H
1966	10/8	T	7-7	A
1967	11/18	W	33-7	H
1968	11/16	W	20-6	A
1969	10/11	L	7-17	A
1970	10/10	W	23-0	H
1971	9/11	W	28-0	H
1972	9/16	L	23-27	A
1973	10/13	W	24-3	H
1974	10/12	L	3-34	A
1975	9/13	L	14-20	A
1976	9/11	W	32-13	H
1977	10/29	L	22-34	A
1978	11/4	W	32-31	H
1979	11/3	L	24-42	A
1980	11/8	W	31-7	H

1981	10/17	L	16-17	A
1982	10/16	L	21-40	H
1983	10/8	L	31-38	A
1984	10/6	W	33-24	H
1985	10/19	W	22-7	A
1986	10/18	W	19-17	H
1987	10/16	L	17-18	H
1988	10/15	L	13-33	H
1989	10/21	L	18-28	A
1990	10/20	W	12-0	H
1991	11/2	L	8-34	A
1992	10/31	L	17-24	H
1993	10/2	L	19-23	H
1994	10/1	L	14-25	A
1997	11/15	W	24-12	H
1998	11/14	L	19-20	A
1999	11/13	W	44-20	H
2000	10/21	L	43-51	A
2003	11/1	W	55-7	H
2004	10/30	L	21-30	A
2005	11/5	W	42-21	A
2006	11/4	W	63-26	H
2007	10/6	L	20-40	A
2008	10/4	W	16-7	H
2013	11/2	W	42-39	A
2018	10/26	W	38-31	H
2021	11/20	W	35-14	A

## INDIANA STATE (3-0)

Home: 3-0 • Away: 0-0

1989	9/30	W	34-12	H
1993	9/11	W	27-10	H
2016	9/10	W	58-28	H

## IOWA (62-52-2)

Home: 39-20-1 • Away: 23-32-1

1891	11/2	W	42-4	A
1901	10/26	W	16-0	H
1902	10/25	W	34-0	A
1903	10/17	W	75-0	H
1904	11/24	W	11-0	A
1905	10/21	W	39-0	H
1909	10/2	W	41-0	H
1911	10/28	W	24-6	H
1912	10/26	W	56-7	H
1914	10/24	W	7-0	A
1915	10/23	W	51-13	H
1916	10/28	W	67-0	H
1918	11/9	L	0-6	A
1919	10/25	L	6-9	H
1920	11/13	L	7-28	A
1921	11/5	L	7-41	H
1922	11/11	L	14-28	A
1923	11/17	W	20-7	H
1924	10/25	L	0-13	A
1925	11/14	W	33-0	H
1926	11/6	W	41-0	A
1927	10/22	W	38-0	H
1928	10/27	L	6-7	A
1929	11/9	L	7-9	A
1931	10/24	W	34-0	H
1932	10/22	W	21-6	A
1933	10/28	W	19-7	H
1934	10/27	W	48-12	A
1935	11/9	W	13-6	A
1936	11/7	W	52-0	H
1937	11/6	W	35-10	A
1938	11/5	W	28-0	H
1939	11/18	L	9-13	A
1940	10/26	W	34-6	H
1941	11/15	W	34-13	A
1942	11/14	W	27-7	H

1943	11/13	W	33-14	H
1944	11/18	W	46-0	A
1945	11/17	L	19-20	A
1946	11/16	W	16-6	H
1947	11/15	L	7-13	A
1948	11/13	W	28-21	A
1949	11/5	W	55-7	H
1950	11/4	L	0-13	H
1951	11/3	T	20-20	A
1952	11/1	W	17-7	H
1953	11/14	L	0-27	A
1954	11/13	W	22-20	H
1955	11/5	L	0-26	A
1956	11/10	L	0-7	H
1957	11/9	L	20-44	A
1958	11/8	L	6-28	H
1959	11/7	L	0-33	A
1960	11/5	W	27-10	H
1961	11/11	W	16-9	A
1962	11/10	W	10-0	H
1963	11/9	L	13-27	A
1964	11/7	W	14-13	H
1965	10/16	W	14-3	A
1966	10/15	W	17-0	H
1967	11/4	W	10-0	A
1968	11/2	L	28-35	H
196				

# SERIES RECORDS

2015	11/14	L	35-40	A
2016	10/8	L	7-14	H
2017	10/28	L	10-17	A
2018	10/6	L	31-48	A
2019	11/16	L	19-23	A
2020	11/13	L	7-35	H
2021	11/13	L	22-27	A
2022	11/19	L	10-13	H

## IOWA SEAHAWKS (0-3)

Home: 0-3 • Away: 0-0

1942	10/3	L	6-7	H
1943	11/27	L	0-32	H
1944	9/23	L	13-19	H

## IOWA STATE (22-3-1)

Home: 21-2-1 • Away: 1-0 • Neutral: 0-1

1895	10/19	W	24-0	H
1896	10/24	W	18-6	H
1897	10/23	L	10-12	H
1898	10/22	L	0-6	H
1899	10/21	W	6-0	H
1900	10/6	W	27-0	H
1902	10/4	W	16-0	H
1903	10/10	W	46-0	H
1904	10/15	W	32-0	H
1905	10/14	W	42-0	H
1906	10/27	W	22-4	H
1907	10/12	W	8-0	H
1908	10/10	W	15-0	H
1909	10/9	W	18-0	H
1910	10/8	W	49-0	H
1911	9/30	W	5-0	H
1912	10/5	W	5-0	H
1913	10/4	W	25-0	H
1914	10/10	W	26-0	H
1915	10/9	W	34-6	H
1923	10/6	W	20-17	H
1924	11/8	T	7-7	H
1989	9/16	W	30-20	A
1990	9/15	W	20-16	H
1997	9/13	W	53-29	H
2009	12/31	L	13-14	N

## KANSAS (3-4)

Home: 2-2 • Away: 1-1

1893	10/14	W	12-6	H
1896	11/28	W	12-0	A
1966	10/1	L	14-16	H
1971	10/2	W	38-20	H
1972	10/7	L	28-34	H
1973	9/29	L	19-34	A
2008	12/31	L	21-42	N

## KANSAS STATE (1-2)

Home: 1-1 • Away: 0-1

1960	10/29	W	48-7	H
1993	9/18	L	25-30	H
1994	9/24	L	0-35	A

## KENT STATE (2-0)

Home: 1-0 • Away: 1-0

2006	8/31	W	44-0	A
2015	9/19	W	10-7	H

## LAWRENCE (6-0)

Home: 5-0 • Away: 1-0

1903	11/7	W	46-0	A
1904	11/5	W	69-0	H
1905	10/28	W	46-0	H
1908	10/3	W	6-0	H
1909	9/25	W	25-0	H

1910	9/24	W	34-0	H
------	------	---	------	---

## LOUISIANA (3-0)

Home: 2-0 • Away: 1-0

2001	9/8	W	44-14	H
2002	9/7	W	35-11	A
2003	9/20	W	48-14	H

## LOUISIANA-MONROE (3-0)

Home: 2-0 • Away: 1-0

1996	9/7	W	30-3	A
1999	9/11	W	35-0	H
2000	9/2	W	47-10	H

## MACALESTER (5-0)

Home: 4-0 • Away: 1-0

1895	11/2	W	40-0	A
1897	10/2	W	26-0	H
1899	10/2	W	29-0	H
1900	9/26	W	66-0	H
1903	9/30	W	112-0	H

## MARYLAND (3-4)

Home: 2-1 • Away: 1-2 • Neutral: 0-1

1977	12/22	L	7-17	N
2016	10/15	W	31-10	A
2017	9/30	L	24-31	H
2018	9/22	L	13-42	A
2019	10/26	W	52-10	H
2020	10/30	L	44-45 (ot)	A
2021	10/23	W	34-16	H

## MEMPHIS (2-0)

Home: 1-0 • Away: 1-0

1997	9/20	W	20-17	A
1998	9/19	W	41-14	H

## MIAMI (OHIO) (5-0)

Home: 5-0 • Away: 0-0

1988	9/17	W	35-3	H
2007	9/8	W	41-35 (3ot)	H
2011	9/17	W	29-23	H
2018	9/15	W	26-3	H
2021	9/11	W	31-26	H

## MICHIGAN (25-76-3)

Home: 12-35-2 • Away: 13-41-1

1892	10/17	W	14-6	H
1893	10/28	W	34-20	A
1895	11/23	L	0-20	A
1896	11/7	L	4-6	H
1897	11/13	L	0-14	A
1902	11/27	L	6-23	A
1903	10/31	T	6-6	H
1909	11/20	L	6-15	H
1910	11/19	L	0-6	A
1919	11/22	W	34-7	A
1920	11/20	L	0-3	H
1921	11/19	L	0-38	A
1922	11/25	L	7-16	H
1923	11/24	L	0-10	A
1924	11/1	L	0-13	H
1925	11/21	L	0-35	A
1926	10/16	L	0-20	A
1926	11/20	L	6-7	H
1927	11/19	W	13-7	A
1929	11/16	L	6-7	H
1930	11/15	L	0-7	A
1931	11/21	L	0-6	A
1932	11/19	L	0-3	H
1933	11/18	T	0-0	A
1934	11/3	W	34-0	H

1935	11/16	W	40-0	A
1936	10/17	W	26-0	H
1937	10/16	W	39-6	A
1938	10/15	W	7-6	H
1939	11/11	W	20-7	A
1940	11/9	W	7-6	H
1941	10/25	W	7-0	A
1942	10/24	W	16-14	H

1943	10/23	L	6-49	A
1944	10/7	L	13-28	H
1945	11/3	L	0-26	A
1946	11/2	L	0-21	H
1947	10/25	L	6-13	A
1948	10/23	L	14-27	H
1949	10/22	L	7-14	A

1950	10/28	T	7-7	H
1951	10/27	L	27-54	A
1952	10/25	L	0-21	A
1953	10/24	W	22-0	H
1954	10/23	L	0-34	A
1955	10/22	L	13-14	H
1956	10/27	W	20-7	A

1957	10/26	L	7-24	H
1958	10/25	L	19-20	A
1959	10/24	L	6-14	H
1960	10/22	W	10-0	A
1961	10/28	W	23-20	H
1962	10/27	W	17-0	A
1963	10/26	W	6-0	H

1964	10/24	L	12-19	A
1965	10/23	W	14-13	H
1966	10/22	L	0-49	A
1967	10/28	W	20-15	H
1968	10/26	L	20-33	A
1969	10/25	L	9-35	H
1970	10/24	L	13-39	A

1971	10/23	L	7-35	H
1972	10/28	L	0-42	A
1973	10/27	L	7-34	H
1974	10/26	L	0-49	A
1975	11/1	L	21-28	H
1976	10/30	L	0-45	A
1977	10/22	W	16-0	H

1978	10/28	L	10-42	A
1979	10/13	L	21-31	A
1980	10/18	L	14-37	H
1981	10/31	L	13-34	H
1982	10/30	L	14-52	A
1983	11/12	L	10-58	H
1984	11/10	L	7-31	A

1985	11/16	L	7-48	H
1986	11/15	W	20-17	A
1987	11/7	L	20-30	H
1988	11/5	L	7-22	A
1989	11/18	L	15-49	H
1990	11/17	L	18-35	A
1991	10/25	L	6-52	H

1992	10/24	L	13-63	A
1993	11/13	L	7-58	H
1994	11/12	L	22-38	A
1995	10/28	L	17-52	A
1996	10/26	L	10-44	H
1997	11/1	L	3-24	A
1998	10/31	L	10-15	H

2001	11/10	L	10-31	A
2002	11/9	L	24-41	H
2003	10/10	L	35-38	H
2004	10/9	L	24-27	A
2005	10/8	W	23-20	A
2006	9/30	L	14-28	H
2007	10/27	L	10-34	A

2008	11/8	L	6-29	H
------	------	---	------	---

2011	10/1	L	0-58	A
2012	11/3	L	13-35	H
2013	10/5	L	13-42	A
2014	9/27	W	30-14	A
2015	10/31	L	26-29	H
2017	11/4	L	10-33	A
2020	10/24	L	24-49	H

## MICHIGAN STATE (18-30)

Home: 11-13 • Away: 7-17

1950	11/11	L	0-27	A
1953	10/3	L	0-21	H
1954	10/30	W	19-13	H
1955	11/12	L	14-42	A
1956	11/17	W	14-13	H
1957	11/16	L	13-42	A

1958	11/15	W	39-12	H
1961	11/4	W	13-0	H
1962	11/3	W	28-7	A
1967	10/21	W	21-0	H
1968	10/19	W	14-13	A
1969	11/15	W	14-10	A

1970	11/14	W	23-13	H
1971	11/13	L	25-40	A
1972	11/18	W	14-10	H
1975	10/18	L	15-38	H
1976	10/16	W	14-10	A
1977	11/5	L	10-29	H

1978	11/11	L	9-33	A
1979	11/10	L	17-31	A
1980	11/15	L	12-30	H
1981	11/14	L	36-43	A
1982	11/13	L	7-26	H
1983	10/29	L	10-34	A

1984	10/27	L	13-20	H
1985	11/2	L	26-31	A
1986	11/1	L	23-52	H
1989	11/11	L	7-21	A
1990	11/10	L	16-28	H
1991	10/19	L	12-20	A

1992	10/17	L	15-20	H
1995	10/21	L	31-34	A
1996	10/19	L	9-27	H
1997	10/4	L	10-31	A
1998	10/24	W	19-18	H
2001	10/20	W	28-19	H

2002	10/19	W	28-7	A
2003	10/18	L	38-44	H
2004	10/16	L	17-51	A
2005	11/12	W	41-18	H
2006	11/			

# SERIES RECORDS

1944	10/14	W	39-27	H
1945	9/22	W	34-0	H
1961	9/30	L	0-6	H
1962	9/29	T	0-0	H
1965	10/2	L	6-17	H
1966	9/17	L	0-24	A
1970	9/19	L	12-34	A
2014	1/1/15	L	17-33	N

## MONTANA (1-0)

Home: 1-0 • Away: 0-0				
1985	9/21	W	62-17	H

## MONTANA STATE (1-0)

Home: 1-0 • Away: 0-0				
2008	9/13	W	35-23	H

## MUNICIPAL PIER (0-1)

Home: 0-1 • Away: 0-7				
1918	11/23	L	6-20	H

## MURRAY STATE (1-0)

Home: 1-0 • Away: 0-0				
2001	10/27	W	66-10	H

## NAVY (1-0)

Home: 1-0 • Away: 0-0				
1962	10/6	W	21-0	H

## NEBRASKA (36-25-2)

Home: 24-13-2 • Away: 12-12				
1900	11/29	W	20-12	A
1901	10/12	W	19-0	H
1902	10/18	L	0-6	H
1904	10/29	W	16-12	H
1905	11/18	W	35-0	H
1906	11/3	W	13-0	H
1907	10/19	W	8-5	H
1908	10/17	T	0-0	H
1909	10/16	W	14-0	A*
1910	10/15	W	27-0	H
1911	10/21	W	21-3	H
1912	10/19	W	13-0	H
1913	10/18	L	0-7	A
1919	10/11	T	6-6	H
1932	10/15	W	7-6	H
1934	10/6	W	20-0	H
1935	10/12	W	12-7	A
1936	10/10	W	7-0	H
1937	10/2	L	9-14	A
1938	10/1	W	16-7	H
1939	10/7	L	0-6	A
1940	10/5	W	13-7	H
1941	11/8	W	9-0	H
1942	10/17	W	15-2	A
1943	10/2	W	54-0	H
1944	9/30	W	39-27	H
1945	10/6	W	61-7	A
1946	9/28	W	33-6	H
1947	10/4	W	28-14	A
1948	10/2	W	39-13	H
1949	10/1	W	28-6	A
1950	10/7	L	26-32	H
1951	10/20	W	39-20	H
1952	11/14	W	13-7	A
1954	9/25	W	19-7	H
1959	9/26	L	12-32	H
1960	9/24	W	26-14	A
1963	9/28	L	7-14	H
1964	9/26	L	21-26	H
1967	9/30	L	0-7	A
1968	9/28	L	14-17	H

1969	10/4	L	14-42	H
1970	10/3	L	10-35	H
1971	9/18	L	7-35	A
1972	9/30	L	0-49	A
1973	10/6	L	7-48	H
1974	10/5	L	0-54	A
1983	9/17	L	13-84	H
1984	9/15	L	7-38	A
1989	9/23	L	0-48	H
1990	9/22	L	0-56	A
2011	10/22	L	14-41	H
2012	11/17	L	14-38	A
2013	10/26	W	34-23	H
2014	11/22	W	28-24	A
2015	10/17	L	25-48	H
2016	11/12	L	17-24	A
2017	11/11	W	54-21	H
2018	10/20	L	28-53	A
2019	10/12	W	34-7	H
2020	12/12	W	24-17	A
2021	10/16	W	30-23	H
2022	11/5	W	20-13	A

\* game played in Omaha, Neb.

## NEW HAMPSHIRE (1-0)

Home: 1-0 • Away: 0-0				
2012	9/8	W	44-7	H

## NEW MEXICO STATE (3-1)

Home: 2-1 • Away: 1-0				
2011	9/10	L	21-28	H
2013	9/7	W	44-21	A
2018	8/30	W	48-10	H
2022	9/1	W	38-0	H

## NORTH CAROLINA STATE (0-1)

Home: 0-0 • Away: 0-0 • Neutral: 0-1				
2000	12/28	L	30-38	N

## NORTH DAKOTA (19-0)

Home: 19-0 • Away: 0-0				
1900	10/27	W	34-0	H
1901	11/9	W	10-0	H
1904	10/8	W	35-0	H
1905	10/7	W	45-0	H
1913	10/25	W	30-0	H
1914	10/3	W	28-6	H
1915	10/2	W	41-0	H
1916	10/14	W	47-7	H
1919	10/4	W	39-0	H
1920	10/2	W	41-3	H
1921	10/1	W	19-0	H
1922	10/7	W	22-0	H
1923	10/20	W	27-0	H
1924	10/4	W	14-0	H
1925	10/3	W	25-6	H
1926	10/2	W	51-0	H
1927	10/1	W	57-10	H
1973	9/22	W	41-14	H
1974	9/21	W	42-30	H

## NORTH DAKOTA STATE (7-2)

Home: 6-2 • Away: 1-0				
1898	11/5	W	15-0	H
1903	11/2	W	11-0	A
1931	9/26	W	13-7	H
1934	9/29	W	56-12	H
1935	9/28	W	26-6	H
1937	9/25	W	69-7	H
2006	10/21	W	10-9	H
2007	10/20	L	21-27	H
2011	9/24	L	24-37	H

## NORTHERN ILLINOIS (2-1)

Home: 2-1 • Away: 0-0				
1988	9/24	W	31-20	H
2008	8/30	W	31-27	H
2010	9/25	L	23-34	H

## NORTHERN IOWA (1-0)

Home: 1-0 • Away: 0-0				
1987	9/12	W	24-7	H

## NORTHWESTERN (56-36-5)

Home: 31-15-3 • Away: 25-21-2				
1892	11/8	W	16-12	A
1893	10/30	W	16-0	A
1898	11/12	W	17-6	H
1899	11/4	L	5-11	H
1900	11/12	W	21-0	H
1901	11/23	W	16-0	A
1904	11/19	W	17-0	A
1905	11/25	W	72-6	H
1920	10/9	L	0-17	A
1921	10/9	W	28-0	H
1922	10/21	T	7-7	A
1923	11/3	W	34-14	H
1928	11/3	L	9-10	A
1929	10/19	W	26-14	A
1930	11/1	L	6-27	H
1931	11/7	L	14-32	A
1932	10/29	W	7-0	H
1933	11/14	T	0-0	A
1935	10/26	W	21-13	H
1936	10/31	L	0-6	A
1937	11/13	W	7-0	H
1938	10/29	L	3-6	A
1939	11/4	L	7-14	H
1940	11/2	W	13-12	A
1941	11/1	W	8-7	H
1942	10/31	W	19-7	H
1943	10/30	L	6-42	A
1944	11/4	T	14-14	H
1945	10/20	W	30-7	H
1946	10/12	L	7-14	A
1947	10/11	W	37-21	H
1948	10/9	L	16-19	A
1949	10/8	W	21-7	H
1950	10/14	L	6-13	A
1951	10/13	L	7-21	H
1952	10/11	W	27-26	H
1953	10/10	W	30-13	A
1954	10/9	W	26-7	H
1955	10/8	W	18-7	A
1956	10/13	T	0-0	H
1957	10/12	W	41-6	A
1958	10/11	L	3-7	H
1959	10/10	L	0-6	A
1960	10/8	W	7-0	H
1961	10/14	W	10-3	A
1962	10/13	L	22-34	H
1963	10/12	L	8-15	A
1964	10/10	W	21-18	H
1965	11/6	W	27-22	H
1966	11/5	W	28-13	A
1969	11/8	W	28-21	H
1970	11/7	L	14-28	H
1971	11/6	L	20-41	A
1972	11/11	W	35-29	H
1973	11/3	W	52-43	A
1974	11/2	L	13-21	H
1975	11/8	W	33-9	H
1976	11/6	W	38-10	A
1977	10/15	W	13-7	H
1978	10/21	W	38-14	A

1979	9/29	W	38-8	H	
1980	10/4	W	49-21	A	
1981	10/10	W	35-23	H	
1982	10/9	L	21-31	A	
1983	10/22	L	8-19	A	
1984	10/20	L	28-31	H	
1985	10/12	W	21-10	A	
1986	10/11	W	44-23	H	
1987	10/10	W	45-33	A	
1988	10/8	T	28-28	H	
1989	10/14	W	20-18	A	
1990	10/13	W	35-25	H	
1993	10/16	W	28-26	A	
1994	10/15	L	31-37	H	
1995	10/14	L	17-27	H	
1996	10/12	L	24-26	A	
1999	10/2	W	33-14	A	
2000	10/28	L	35-41	H	
2001	10/13	L	17-23	A	
2002	10/10	W	45-42	H	
2003	10/4	W	42-17	A	
2004	9/25	W	43-17	H	
2007	10/13	L	48-49	20T	A
2008	11/1	L	17-24	H	
2009	9/26	W	35-24	A	
2010	10/2	L	28-29	H	
2011	11/19	L	13-28	A	
2012	10/13	L	13-21	H	
2013	10/19	W	20-17	A	
2014	10/11	W	24-17	H	
2015	10/3	L	0-27	A	
2016	11/19	W	29-12	H	
2017	11/18	L	0-39	A	
2018	11/17	L	14-24	H	
2019	11/23	W	38-22	A	
2021	10/30	W	41-14	A	
2022	11/12	W	31-3	H	

## NOTRE DAME (0-4-1)

Home: 0-3 • Away: 0-1-1				
1925	10/24	L	7-19	H
1926	10/9	L	7-20	H
1927	11/5	T	7-7	A
1937	10/30	L	6-7	H
1938	11/12	L	0-19	A

## OHIO (9-1-1)

Home: 8-1-1 • Away: 1-0				
1969	9/27	T	35-35	H
1970	9/26	W	49-7	H
1975	10/4	W	21-0	H
1979	9/8	W	24-10	H
1980	9/13	W	38-14	H
1981	9/12	W	19-17	H
1982	9/11	W	57-3	H
1999	9/4	W	33-7	H
2000	9/9	L	17-23	H
2003	9/13	W	42-20	A
2015	9/26	W	27-24	H

## OHIO STATE (7-46)

Home: 4-23 • Away: 3-23				
1921	10/15	L	0-27	A
1922	10/28	W	9-0	H
1931	11/28	W	19-7	H
1939	10/21	L	20-23	H
1940	10/19	W	13-7	A
1944	10/28	L	14-34	A
1945	10/27	L	7-20	H
1946	10/2			

# S E R I E S R E C O R D S

1965	10/30	L	10-11	A
1966	10/29	W	17-7	H
1969	10/18	L	7-34	H
1970	10/17	L	8-28	A
1971	10/30	L	12-14	H
1972	11/4	L	19-27	A
1973	9/15	L	7-56	A
1974	9/14	L	19-34	H
1975	11/15	L	6-38	A
1976	11/13	L	3-9	H
1977	9/17	L	7-38	A
1978	9/23	L	10-27	H
1979	9/15	L	17-21	H
1980	9/20	L	0-47	A
1981	11/7	W	35-31	H
1982	11/6	L	10-35	A
1983	10/1	L	18-69	A
1984	9/29	L	22-35	H
1985	10/26	L	19-23	H
1986	10/25	L	0-33	A
1987	10/24	L	9-42	A
1988	10/22	L	6-13	H
1989	10/28	L	37-41	H
1990	10/27	L	23-52	A
1991	11/9	L	6-35	H
1992	11/7	L	0-17	A
1995	11/4	L	21-49	H
1996	11/2	L	0-45	A
1997	11/8	L	3-31	H
1998	10/17	L	15-45	A
1999	10/23	L	17-20	H
2000	10/14	W	29-17	A
2001	11/3	L	28-31	H
2002	11/2	L	3-34	A
2005	10/29	L	31-45	H
2006	10/28	L	0-44	A
2007	9/29	L	7-30	H
2008	9/28	L	21-34	A
2009	10/24	L	7-38	A
2010	10/30	L	10-52	H
2014	11/15	L	24-31	H
2015	11/7	L	14-28	A
2018	10/13	L	14-30	A
2021	9/2	L	31-45	H

### OKLAHOMA (0-2)

Home: 0-1 • Away: 0-1				
1985	9/28	L	7-13	H
1986	9/20	L	0-63	A

### OKLAHOMA STATE (2-0)

Home: 2-0 • Away: 0-0				
1927	10/8	W	40-0	H
1931	10/3	W	20-0	H

### OREGON (3-1)

Home: 3-0 • Away: 0-0 • Neutral: 1-1				
1961	10/7	W	14-7	H
1975	9/27	W	10-7	H
1999	12/31	L	20-24	N
2003	12/31	W	31-30	N

### OREGON STATE (4-1)

Home: 3-1 • Away: 1-0				
1954	11/6	W	44-6	H
1978	10/7	L	14-17	H
1981	9/26	W	42-12	H
2016	9/1	W	30-23	H
2017	9/9	W	48-14	A

### OVERLAND-AVIATION (1-0)

Home: 1-0 • Away: 0-0				
1918	10/19	W	30-0	H

### PACIFIC (1-1)

Home: 1-1 • Away: 0-0				
1986	9/27	L	20-24	H
1994	9/10	W	33-7	H

### PENN STATE (6-10)

Home: 4-4 • Away: 2-6				
1993	9/4	L	20-38	A
1994	9/3	L	3-56	H
1997	10/18	L	15-16	A
1998	10/10	L	17-27	H
1999	11/6	W	24-23	A
2000	10/7	W	25-16	H
2003	9/27	W	20-14	A
2004	10/2	W	16-7	H
2005	10/1	L	14-44	A
2006	10/7	L	27-28 (ot)	H
2009	10/17	L	0-20	A
2010	10/23	L	21-33	H
2013	11/9	W	24-10	H
2016	10/1	L	26-29 (ot)	A
2019	11/9	W	31-26	H
2022	10/22	L	17-45	A

### PILLSBURY/SHATTUCK (1-0)

Home: 1-0 • Away: 0-0				
1905	9/30	W	54-0	H

### PITTSBURGH (9-3)

Home: 6-2 • Away: 3-1				
1933	10/21	W	7-3	H
1934	10/20	W	13-7	A
1941	10/18	W	39-0	H
1942	9/26	W	50-7	H
1947	11/1	W	29-0	H
1949	11/12	W	24-7	A
1953	10/31	W	35-14	H
1954	10/2	W	46-7	A
1956	11/3	W	9-6	H
1958	10/4	L	7-13	H
1991	9/28	L	13-14	H
1992	9/26	L	33-41	A

### PURDUE (41-34-3)

Home: 33-13-3 • Away: 8-21				
1894	10/27	W	24-0	H
1895	10/29	L	4-16	A
1896	10/17	W	14-0	H
1897	11/25	L	0-6	A
1928	10/13	W	15-0	H
1932	10/8	L	0-7	H
1933	10/14	T	7-7	H
1935	11/2	W	35-7	H
1936	10/24	W	33-0	H
1938	10/8	W	7-0	H
1939	10/14	T	13-13	H
1940	10/16	W	33-6	H
1943	11/6	L	7-14	H
1946	11/19	W	13-7	H
1947	11/8	W	26-21	H
1948	11/6	W	34-7	H
1949	10/29	L	7-13	H
1950	11/18	W	27-14	H
1951	11/17	L	13-19	A
1952	11/8	T	14-14	H
1955	10/1	L	6-7	H
1956	10/6	W	21-14	H
1957	10/5	W	21-17	H

1959	11/14	L	23-29	A
1960	11/12	L	14-23	H
1961	11/18	W	10-7	H
1962	11/17	W	7-6	H
1963	11/16	L	11-13	A
1964	11/14	W	14-7	H
1965	11/13	L	0-35	A
1966	11/12	L	0-16	H
1967	11/11	L	12-41	A
1968	11/9	W	27-14	H
1971	10/9	L	13-27	A
1972	10/14	L	3-28	H
1973	11/10	W	34-7	H
1974	11/9	W	24-20	A
1979	10/6	W	31-14	H
1980	10/11	L	7-21	A
1981	9/19	W	16-13	H
1982	9/18	W	36-10	A
1983	9/24	L	20-32	H
1984	9/22	L	10-34	A
1985	10/5	W	45-15	H
1986	10/4	W	36-9	A
1987	10/3	W	21-19	H
1988	10/1	L	10-14	A
1989	10/7	W	35-15	H
1990	10/6	W	19-7	A
1991	10/12	W	6-3	H
1992	10/10	L	20-24	A
1993	10/9	W	59-56	H
1994	10/8	L	37-49	A
1995	10/7	W	39-38	H
1996	10/5	L	27-30	A
1997	10/11	L	43-59	H
1998	10/3	L	21-56	A
1999	10/30	L	28-33	H
2000	9/23	L	24-38	A
2001	9/29	L	28-35 (ot)	H
2002	9/28	L	15-28	A
2005	9/24	W	42-35 (2ot)	H
2006	9/23	L	21-27	A
2007	9/22	L	31-45	H
2008	10/25	W	17-6	A
2009	10/10	W	35-20	H
2010	10/16	L	17-28	A
2011	10/8	L	17-45	A
2012	10/27	W	44-28	H
2014	10/18	W	39-38	H
2015	10/10	W	41-13	A
2016	11/5	W	44-31	H
2017	10/7	L	17-31	A
2018	11/10	W	41-10	H
2019	9/28	W	38-31	H
2020	11/20	W	34-31	H
2021	10/2	W	20-13	A
2022	10/1	L	10-20	H

1959	11/14	L	23-29	A
1960	11/12	L	14-23	H
1961	11/18	W	10-7	H
1962	11/17	W	7-6	H
1963	11/16	L	11-13	A
1964	11/14	W	14-7	H
1965	11/13	L	0-35	A
1966	11/12	L	0-16	H
1967	11/11	L	12-41	A
1968	11/9	W	27-14	H
1971	10/9	L	13-27	A
1972	10/14	L	3-28	H
1973	11/10	W	34-7	H
1974	11/9	W	24-20	A
1979	10/6	W	31-14	H
1980	10/11	L	7-21	A
1981	9/19	W	16-13	H
1982	9/18	W	36-10	A
1983	9/24	L	20-32	H
1984	9/22	L	10-34	A
1985	10/5	W	45-15	H
1986	10/4	W	36-9	A
1987	10/3	W	21-19	H
1988	10/1	L	10-14	A
1989	10/7	W	35-15	H
1990	10/6	W	19-7	A
1991	10/12	W	6-3	H
1992	10/10	L	20-24	A
1993	10/9	W	59-56	H
1994	10/8	L	37-49	A
1995	10/7	W	39-38	H
1996	10/5	L	27-30	A
1997	10/11	L	43-59	H
1998	10/3	L	21-56	A
1999	10/30	L	28-33	H
2000	9/23	L	24-38	A
2001	9/29	L	28-35 (ot)	H
2002	9/28	L	15-28	A
2005	9/24	W	42-35 (2ot)	H
2006	9/23	L	21-27	A
2007	9/22	L	31-45	H
2008	10/25	W	17-6	A
2009	10/10	W	35-20	H
2010	10/16	L	17-28	A
2011	10/8	L	17-45	A
2012	10/27	W	44-28	H
2014	10/18	W	39-38	H
2015	10/10	W	41-13	A
2016	11/5	W	44-31	H
2017	10/7	L	17-31	A
2018	11/10	W	41-10	H
2019	9/28	W	38-31	H
2020	11/20	W	34-31	H
2021	10/2	W	20-13	A
2022	10/1	L	10-20	H

### RICE (2-0)

Home: 1-0 • Away: 1-0				
1983	9/10	W	21-17	A
1984	9/8	W	31-24	H

### RIPON (2-0)

Home: 2-0 • Away: 0-0				
1929	10/26	W	54-0	H
1931	9/26	W	30-0	H

### RUSH MEDICAL CENTER (1-0)

Home: 1-0 • Away: 0-0				
1898	10/8	W	12-0	H

### RUTGERS (3-0)

Home: 2-0 • Away: 1-0				
2016	10/22	W	34-32	H
2019	10/19	W	42-7	A
2022	10/29	W	31-0	H

### ST. THOMAS (MN) (3-0)

Home: 1-0 • Away: 2-0				
1904	10/5	W	47-0	A
1905	9/30	W	42-0	H
1918	10/26	W	25-7	A

### SAN DIEGO STATE (1-1)

Home: 1-0 • Away: 0-1				
1993	9/25	L	17-48	A
1994	9/17	W	40-17	H

### SAN JOSE STATE (3-1)

Home: 3-1 • Away: 0-0				
1991	9/1			

# S E R I E S   R E C O R D S

**SMU (1-0)**

Home: 1-0 • Away: 0-0				
1967	10/7	W	23-3	H

**STANFORD (1-1-1)**

Home: 1-0-1 • Away: 0-1				
1930	10/11	T	0-0	H
1931	10/10	L	0-13	A
1966	9/24	W	35-21	H

**SYRACUSE (4-2)**

Home: 2-0 • Away: 1-1 • Neutral: 1-1				
1995	9/23	L	17-27	A
1996	9/21	W	35-33	H
2009	9/5	W	23-20 (OT)	A
2012	9/22	W	17-10	H
2013	12/27	L	17-21	N
2022	12/29	W	28-20	N

**TCU (1-2)**

Home: 1-1 • Away: 0-1				
1974	9/28	W	9-7	H
2014	9/13	L	7-30	A
2015	9/3	L	17-23	H

**TEMPLE (1-0)**

Home: 1-0 • Away: 0-0				
2006	9/16	W	62-0	H

**TENNESSEE (0-1)**

Home: 0-0 • Away: 0-0 • Neutral: 0-1				
1986	12/29	L	14-21	N

**TEXAS (1-0)**

Home: 1-0 • Away: 0-0				
1936	11/14	W	47-19	H

**TEXAS STATE (1-0)**

Home: 1-0 • Away: 0-0				
2002	8/31	W	42-0	H

**TEXAS TECH (0-2)**

Home: 0-0 • Away: 0-0 • Neutral: 0-2				
2006	12/29	L (ot)	41-44	N
2012	12/28	L	31-34	N

**TOLEDO (3-1)**

Home: 3-0 • Away: 0-1				
1978	9/16	W	38-12	H
2001	8/30	L	7-38	A
2002	9/14	W	31-21	H
2004	9/4	W	63-21	H

**TROY (1-0)**

Home: 1-0 • Away: 0-0				
2003	9/6	W	48-7	H

**TULANE (1-0)**

Home: 1-0 • Away: 0-0				
1935	10/19	W	20-0	H

**TULSA (2-0)**

Home: 1-0 • Away: 1-0				
2003	8/30	W	49-10	H
2005	9/1	W	41-10	A

**UCLA (2-1)**

Home: 1-0 • Away: 0-1 • Neutral: 1-0				
1961	1/1/62	W	21-3	N
1977	9/24	W	27-13	H
1978	9/30	L	3-17	A

**UNLV (2-0)**

Home: 1-0 • Away: 1-0				
2012	8/30	W	30-27 (3ot)	A
2013	8/29	W	51-23	H

**UTAH (1-1)**

Home: 1-1 • Away: 0-0				
1967	9/23	W	13-12	H
1990	9/8	L	29-35	H

**VANDERBILT (2-2)**

Home: 2-2 • Away: 0-0				
1924	11/22	L	0-16	H
1929	10/12	W	15-6	H
1930	10/4	L	7-33	H
1959	10/31	W	20-6	H

**VIRGINIA (0-1)**

Home: 0-0 • Away: 0-0 • Neutral: 0-1				
2005	12/30	L	31-34	N

**WABASH (2-0)**

Home: 2-0 • Away: 0-0				
1925	10/17	W	32-6	H
1926	10/23	W	67-7	H

**WAKE FOREST (1-0)**

Home: 1-0 • Away: 0-0				
1968	10/5	W	24-19	H

**WASHINGTON (10-7)**

Home: 6-2 • Away: 4-4 • Neutral: 0-1				
1936	9/26	W	14-7	A
1938	9/24	W	15-0	H
1940	9/28	W	19-14	H
1941	9/27	W	14-6	A
1947	9/27	W	7-6	H
1948	9/25	W	20-0	A
1949	9/24	W	48-20	H
1950	9/30	L	13-28	A
1951	9/29	L	20-25	H
1952	9/27	L	13-19	A
1955	9/24	L	0-30	H
1956	9/29	W	34-14	A
1957	9/28	W	46-7	H
1958	9/27	L	21-24	A
1960	11/2/61	L	7-17	N
1976	10/2	L	7-38	A
1977	10/1	W	19-17	H

**WASHINGTON STATE (3-3)**

Home: 2-3 • Away: 0-0 • Neutral: 1-0				
1965	9/25	L	13-14	H
1971	9/25	L	20-31	H
1976	9/18	W	28-14	H
1982	9/25	W	41-11	H
1988	9/10	L	9-41	H
2016	12/27	W	17-12	N

**WEST VIRGINIA (1-0)**

Home: 0-0 • Away: 0-0 • Neutral: 1-0				
2021	12/28	W	18-6	N

**WESTERN ILLINOIS (2-0)**

Home: 2-0 • Away: 0-0				
2013	9/14	W	29-12	H
2022	9/10	W	62-10	H

**WESTERN MICHIGAN (4-0)**

Home: 4-0 • Away: 0-0				
1975	9/20	W	38-0	H
1976	9/25	W	21-10	H
1977	9/10	W	10-7	H

2012	9/15	W	28-23	H
------	------	---	-------	---

**WICHITA STATE (1-0)**

Home: 1-0 • Away: 0-0				
1985	9/14	W	28-14	H

**WISCONSIN (62-62-8)**

Home: 38-27-2 • Away: 24-35-6				
1890	11/15	W	63-0	H
1891	10/24	W	26-12	H
1892	10/29	W	32-4	A
1893	11/11	W	40-0	H
1894	11/17	L	0-6	A
1895	11/16	W	14-10	H
1896	11/21	L	0-6	A
1897	10/30	L	0-39	H
1898	10/29	L	0-28	A
1899	11/25	L	0-19	H
1900	11/3	W	6-5	H
1901	11/16	L	0-18	A
1902	11/15	W	11-0	H
1903	11/26	W	17-0	A
1904	11/12	W	28-0	H
1905	11/4	L	12-16	H
1907	11/23	T	17-17	A
1908	11/7	L	0-5	H
1909	11/13	W	34-6	A
1910	11/12	W	28-0	H
1911	11/18	T	6-6	A
1912	11/16	L	0-14	H
1913	11/1	W	21-3	A
1914	11/14	W	14-3	H
1915	10/20	W	20-3	A
1916	11/18	W	54-0	H
1917	11/3	L	7-10	A
1918	11/16	W	6-0	H
1919	11/1	W	19-7	A
1920	11/6	L	0-3	H
1921	10/29	L	0-35	A
1922	11/4	L	0-14	H
1923	10/27	T	0-0	A
1924	10/18	T	7-7	A
1925	10/31	T	12-12	H
1926	10/30	W	16-10	A
1927	10/29	W	13-7	H
1928	11/24	W	6-0	A
1929	11/23	W	13-12	H
1930	11/22	L	0-14	A
1931	10/31	W	14-0	H
1932	11/12	L	13-20	A
1933	11/25	W	6-3	H
1934	11/24	W	34-0	A
1935	11/23	W	33-7	H
1936	11/21	W	24-0	A
1937	11/20	W	13-6	H
1938	11/19	W	21-0	A
1939	11/25	W	23-6	H
1940	11/23	W	22-13	A
1941	11/22	W	41-6	H
1942	11/21	L	6-20	A
1943	11/20	W	25-13	H
1944	11/25	W	28-26	A
1945	11/24	L	12-26	H
1946	11/23	W	6-0	A
1947	11/22	W	21-0	H
1948	11/20	W	16-0	A
1949	11/19	W	14-6	H
1950	11/25	L	0-14	A
1951	11/24	L	6-30	H
1952	11/22	T	21-21	A
1953	11/21	T	21-21	H
1954	11/20	L	0-27	A
1955	11/19	W	21-6	H

1956	11/24	T	13-13	A
1957	11/23	L	6-14	H
1958	11/22	L	12-27	A
1959	11/21	L	7-11	H
1960	11/19	W	26-7	A
1961	11/25	L	21-23	H
1962	11/24	L	9-14	A
1963	11/28	W	14-0	H
1964	11/21	L	7-14	A
1965	11/20	W	42-7	H
1966	11/19	L	6-7	A
1967	11/25	W	21-14	H
1968	11/23	W	23-15	A
1969	11/22	W	35-10	H
1970	11/21	L	14-39	A
1971	11/20	W	23-21	H
1972	11/25	W	14-6	A
1973	11/24	W	19-17	H
1974	11/23	L	14-49	A
1975	11/22	W	24-3	H
1976	11/20	L	17-26	A
1977	11/19	W	13-7	H
1978	11/25	L	10-48	A
1979	11/17	L	37-42	H
1980	11/22	L	7-25	A
1981	11/21	L	21-26	H
1982	11/20	L	0-24	A
1983	10/15	L	17-56	H
1984	10/13	W	17-14	A
1985	11/9	W	27-18	H
1986	11/8	W	27-20	A
1987	11/14	W	22-19	H
1988	11/12	L	7-14	A
1989	11/4	W	24-22	H
1990	11/3	W	21-3	A
1991	11/16	L	16-19	H
1992	11/14	L	6-34	A
1993	10/23	W	28-21	H
1994	10/22	W	17-14	A
1995	11/11	L	27-34	H
1996	11/9	L	28-45	A
1997	10/25	L		



# S E R I E S   R E C O R D S

## ALL-TIME OPPONENTS

Records are against current conference members. They do not reflect Minnesota's all-time record against a conference.

Opponent	1st Gm	Last Gm	G	W	L	T	Pct.
<b>BIG TEN</b>							
Illinois	1898	2022	75	40	32	3	.553
Indiana	1906	2021	69	40	26	3	.601
Iowa	1891	2022	116	62	52	2	.543
Maryland	1977	2021	7	3	4	0	.428
Michigan	1892	2020	104	25	76	3	.254
Michigan State	1950	2022	48	18	30	0	.375
Nebraska	1900	2022	63	36	25	2	.587
Northwestern	1892	2022	97	56	36	5	.603
Ohio State	1921	2021	53	7	46	0	.132
Penn State	1993	2022	16	6	10	0	.375
Purdue	1894	2022	78	41	34	3	.545
Rutgers	2016	2022	3	3	0	0	1.000
Wisconsin	1890	2022	132	62	62	8	.500
Totals			861	399	433	29	.480

### AMERICAN ATHLETIC CONFERENCE

Florida Atlantic	2005	2008	3	2	1	0	.667
Memphis	1997	1998	2	2	0	0	1.000
Navy	1962	1962	1	1	0	0	1.000
Rice	1983	1984	2	2	0	0	1.000
SMU	1967	1967	1	1	0	0	1.000
Temple	2006	2006	1	1	0	0	1.000
Tulane	1935	1935	1	1	0	0	1.000
Tulsa	2003	2005	2	2	0	0	1.000
Totals			13	12	1	0	.923

### ATLANTIC COAST (ACC)

Clemson	1985	1985	1	1	0	0	1.000
Georgia Tech	2018	2018	1	1	0	0	1.000
North Carolina State	2000	2000	1	0	1	0	.000
Pittsburgh	1933	1992	12	9	3	0	.750
Syracuse	1995	2022	6	4	2	0	.667
Virginia	2005	2005	1	0	1	0	.000
Wake Forest	1968	1968	1	1	0	0	1.000
Totals			23	16	7	0	.696

### BIG 12

Baylor	2000	2000	1	1	0	0	1.000
Houston	1997	1998	2	1	1	0	.500
Iowa State	1895	2009	26	22	3	1	.865
Kansas	1893	2008	7	3	4	0	.429
Kansas State	1960	1994	3	1	2	0	.333
Oklahoma	1985	1986	2	0	2	0	.000
Oklahoma State	1927	1931	2	2	0	0	1.000
Texas	1936	1936	1	1	0	0	1.000
TCU	1974	2015	3	1	2	0	.333
Texas Tech	2006	2012	2	0	2	0	.000
West Virginia	2021	2021	1	1	0	0	1.000
Totals			50	33	16	1	.670

### CONFERENCE USA

Middle Tennessee	2010	2017	3	3	0	0	1.000
New Mexico State	2011	2022	4	3	1	0	.750
Totals			7	6	1	0	.857

### MID-AMERICAN (MAC)

Ball State	1995	1996	2	2	0	0	1.000
Bowling Green	1986	2021	4	2	2	0	.500
Buffalo	2002	2017	2	2	0	0	1.000
Central Michigan	1987	2015	2	2	0	0	1.000
Kent State	2006	2015	2	2	0	0	1.000
Miami (Ohio)	1988	2021	5	5	0	0	1.000
Northern Illinois	1988	2010	3	2	1	0	.667
Ohio	1969	2015	11	9	1	1	.863
Toledo	1978	2004	4	3	1	0	.750
Western Michigan	1975	2012	4	4	0	0	1.000
Totals			39	33	5	1	.858

### MOUNTAIN WEST

Air Force	2009	2009	1	1	0	0	1.000
Colorado State	2004	2016	4	4	0	0	1.000
Fresno State	2018	2019	2	2	0	0	1.000
Hawaii	1997	1997	1	0	1	0	.000
San Diego State	1993	1994	2	1	1	0	.500
San Jose State	1991	2014	4	3	1	0	.750
UNLV	2012	2013	2	2	0	0	1.000
Wyoming	1946	1946	1	1	0	0	1.000
Totals			17	14	3	0	.823

### PAC-12

Arizona	1939	1939	1	1	0	0	1.000
Arizona State	1969	1969	1	0	1	0	.000
California	1951	2009	6	2	4	0	.333
Colorado	1972	2022	5	2	3	0	.4000
Oregon	1961	2003	4	3	1	0	.750
Oregon State	1954	2017	5	4	1	0	.800
Stanford	1930	1966	3	1	1	1	.500
UCLA	1961	1978	3	2	1	0	.667
USC	1953	2011	8	1	6	1	.188
Utah	1967	1990	2	1	1	0	.500
Washington	1936	1977	17	10	7	0	.588
Washington State	1965	2016	6	3	3	0	.500
Totals			61	30	29	2	.508

### SOUTHEASTERN (SEC)

Alabama	2004	2004	1	1	0	0	1.000
Arkansas	2002	2002	1	1	0	0	1.000
Auburn	2020	2020	1	1	0	0	1.000
Mississippi	1932	1932	1	1	0	0	1.000
Missouri	1943	2014	9	3	5	1	.389
Tennessee	1986	1986	1	0	1	0	.000
Vanderbilt	1924	1959	4	2	2	0	.500
Totals			18	9	8	1	.527

### SUN BELT

Arkansas State	1995	1998	2	2	0	0	1.000
Georgia Southern	2019	2019	1	1	0	0	1.000
Louisiana	2001	2003	3	3	0	0	1.000
Louisiana-Monroe	1996	2000	3	3	0	0	1.000
Texas State	2002	2002	1	1	0	0	1.000
Troy	2003	2003	1	1	0	0	1.000
Totals			11	11	0	0	1.000

### FBS INDEPENDENTS

Army	1963	1963	1	1	0	0	1.000
Notre Dame	1925	1938	5	0	4	1	.100
Totals			6	1	4	1	.250







## 1904 NATIONAL CHAMPIONS

In 1904, Minnesota went 13-0 and outscored its opponents by an unthinkable total of 725-12 and shut out 12 of its 13 opponents. The 725 points remains the second-most ever scored by a major college football team (FBS) in a season, just behind Harvard's total of 765 set in 1886. Minnesota's 146-0 victory over Grinnell was the most lopsided victory in college football history for 13 years. The only time the Gophers were challenged during the 1904 season was a 16-12 decision over Nebraska on October 29 and an 11-0 shutout of Iowa on the road to end the season. Seven of Minnesota's 13 victories were by at least 47 points.


Moses Strathern was named a First Team All-American while Walton Thorpe and quarterback Sigmund Harris were named Third Team All-Americans.

The Gophers, under head coach Henry Williams, had established themselves as one of the dominant programs in the nation during this period, owning a 35-game unbeaten streak from 1903-05.

The Gophers were awarded the 1904 national title by Billingsley while Michigan and Pennsylvania were given national titles for the 1904 season by other organizations retroactively. All national titles prior to the beginning of the Associated Press wire poll in 1936 were decided retroactively by math formulas or historical research groups.



*Moses Strathern (above) and Sigmund Harris (below) were named All-Americans in 1904.*





## 1934 NATIONAL CHAMPIONS

The Golden Gopher football program is one built strongly on tradition. After winning the first-ever Big Nine team title in 1900 and outscoring opponents by an incredible 618-12 margin in 1903, the University of Minnesota football team finally won its first national championship in 1934.

Under the leadership of third-year coach Bernie Bierman, the Golden Gophers averaged 33.7 points during the 1934 campaign, relying heavily on a potent running attack. The running game accounted for nearly 295 of the 325 yards the Maroon and Gold averaged each game. The Golden Gophers were equally productive on the defensive side of the ball, shutting-out four of their eight opponents, while holding them to a meager 4.7 points and 103 yards per game.

Three players led Minnesota while earning All-America honors — Francis “Pug” Lund, Bill Bevan and Butch Larson, who earned the honor for a second straight year. Larson became only the fourth Golden Gopher to earn All-America status for two straight years, and is among 14 players to date in Minnesota history to earn such a distinction. In addition to Lund, Bevan and Larson, the Golden Gophers featured three more All-Big Ten players. Perhaps the biggest key to Minnesota’s success, however, was a running attack which saw eight different players score touchdowns during the season, led by Stan Kostka with nine touchdowns, including a four-touchdown game.

The talented Golden Gopher team cruised through the first two games of the season with a 56-12 pounding of North Dakota State and a 20-0 victory over Nebraska.


After two weeks of rest, Minnesota looked flat against the Pittsburgh Panthers. They trailed 7-0 after three quarters and were destroyed in nearly every statistical category. The Golden Gophers’ hopes for a perfect season were fading. Minnesota was down, but they were not beaten. In the fourth quarter, Larson took the game over by recovering a fumble which led to a touchdown. On the very next series, he threw the winning pass into the end zone. Minnesota’s dream for a title refused to die.

The following weekend, the Golden Gophers rebounded in style by crushing the rival Iowa Hawkeyes in Iowa City, Iowa, 48-12. Head Coach Bernie Bierman couldn’t have been happier with his team’s reaction to their sub-par performance against Pittsburgh. The Golden Gophers held the Hawkeyes to 129 total yards. Minnesota, on the other hand, had little problem moving the ball as they racked up an astounding 514 yards on offense, all of them coming from the running game. Minnesota was led by the exceptional performance of Kostka, who had another outstanding game, scoring three touchdowns, as well as Julius Alfonse, who rushed for two scores.


After dismantling Iowa, Minnesota was still eager to get back on the field. The next opponent was Michigan, and the Golden Gophers sought revenge. They had not brought the Little Brown Jug back to Memorial Stadium since 1927. Michigan came into Minneapolis sporting a 1-3 record and as the game progressed, proved that a vast talent gap existed between the two teams. Minnesota breezed by the Wolverines 34-0 and the Golden Gopher defense continued to impress crowds as they held Michigan scoreless on a mere 56 total yards for the game. In the meantime, the Maroon and Gold running attack never lost a step as five different players scored touchdowns.

The Golden Gophers continued to roll over opponents in the ensuing weeks, beating Indiana 30-0 and Chicago 35-7. Indiana gained a grand total of zero yards against the smothering Minnesota defense, while Chicago was able to manage 82 yards. With four solid games since the Pittsburgh scare, Bierman and the Golden Gophers had every right to be confident about their chances of winning a conference and national championship heading into Wisconsin.

The Badgers were not a high-scoring team, nor did they allow teams many touchdowns. On this day, however, the Golden Gophers flexed their muscle and scored 34 points against a defense that had only allowed 50 previously. With the victory over Wisconsin, Minnesota wrapped up its perfect season and first national championship.



*Minnesota’s 1934 national title team had three All-Americans in Butch Larson (top), Pug Lund (middle) and Bill Bevan (bottom).*





## 1935 NATIONAL CHAMPIONS

Bernie Bierman started his fourth season as the head football coach at Minnesota in 1935. After leading the Golden Gophers to their first national championship in 1934, expectations ran high for both Bierman and the team.

While the Golden Gophers were hurt by the graduation of three All-Americans from the 1934 season, three other players stepped up their play to earn the same honor in 1935. Tackles Ed Widseth and Dick Smith, along with guard Bud Wilkinson earned All-America honors, while quarterback Babe LeVoir and fullback Sheldon Beise joined the All-America threesome on the All-Big Ten team.

Minnesota opened the 1935 season with a schedule mirroring the previous season with games against North Dakota State and Nebraska to start the year. While the outcome was ultimately the same with the Golden Gophers netting two victories, the offensive production was not quite as stunning. After defeating NDSU 26-6, Minnesota traveled to Lincoln, Neb., to take on the Cornhuskers.

Nebraska showed improvement from the previous season when the Golden Gophers rolled over them 20-0. Minnesota headed into the second quarter trailing 7-6, but was able to put another touchdown on the board before the half to lead 12-7. Nebraska's defense was outstanding the remainder of the game and did not allow the Golden Gophers another touchdown. The Minnesota defense was just as stellar, however, and the Golden Gophers walked away from Lincoln with a 12-7 victory.

While Minnesota's offense was not putting up the same numbers as 1934, the Golden Gopher defense remained just as stifling. Against Nebraska the defense allowed only five first downs and 110 yards, so it was no surprise when Tulane ran into the same brick wall the next weekend in Minneapolis.

The visitors from Louisiana could do nothing right against Minnesota's superior defense, which held them to a mere 60 yards for the game. Minnesota's offense was still sputtering, however, as it managed only 183 total yards, all of them on the ground. The Golden Gophers beat Tulane soundly by a score of 20-0, but there was a bit of concern surrounding offensive production heading into the Northwestern game.

The last time the Golden Gophers played Northwestern was in 1933 when the two teams battled to a 0-0 tie. The result in 1935 was much the same and after three quarters Minnesota held a meager 14-13 lead. Northwestern threatened to move into scoring position late in the fourth quarter, but Wilkinson intercepted a Wildcat pass and returned it to the Northwestern 15-yard line. The Golden Gophers went on to score a touchdown and earn a hard-fought 21-13 win.


If there was any concern over the status of Golden Gopher football after the Northwestern game, Bierman's squad was quick to put it to rest. The Northwestern game was the turning point for Minnesota.

After Northwestern, the Golden Gophers went on to pound opponents by a total score of 115-20 and Beise scored five of his seven touchdowns for the season in those four games. The Minnesota offense seemed to be back on track, but it was tested one last time against the University of Iowa.

The Iowa game held a bit more importance for Minnesota than it had in years past. After the 1934 game in which Minnesota had knocked Iowa's star running back Ozzie Simmons out of the game, Iowa fans were livid and talks of post game mobs buzzed throughout Iowa City. Governor Clyde Herring expressed the same emotion and said, "If the officials stand for any rough tactics like Minnesota used last year, I'm sure the crowd won't."

This caused some concern for Minnesotans and Governor Floyd Olson. In attempt to cool tempers on both sides, Olson bet a prize Minnesota hog against a prize Iowa hog as a friendly gesture. So began the tradition of "Floyd of Rosedale," with the Golden Gophers winning a clean, hard-fought game 13-6 and Olson earning himself a prize Iowa hog.

Minnesota cruised through the remainder of its schedule, beating Michigan, 40-0, and Wisconsin, 33-7. Once again the Golden Gophers had wrapped up an undefeated season and also a national championship by beating the Badgers.



*Minnesota's 1935 national title team had three All-Americans in Bud Wilkinson (top), Dick Smith (middle) and Ed Widseth (bottom).*





## 1936 NATIONAL CHAMPIONS

Prior to the 1936 football season, the Minnesota football team had gone 24 games without a loss and won back-to-back national titles in both 1934 and 1935. Needless to say, a national championship trend had caught on at the U of M, so the goals for 1936 proved to be no different.

What was going to be different about the 1936 season was the level of competition that the Maroon and Gold would face. Instead of beating up on smaller schools in non-conference games, Head Coach Bernie Bierman added two tough games to the schedule. Rather than playing North Dakota State and Tulane, the Golden Gophers would travel to the University of Washington to take on the fifth-ranked Huskies, and then the University of Texas at home. The tough schedule combined with previous struggles the Golden Gophers had experienced against Northwestern and Nebraska, appeared to present a challenge for the two-time national champions.

Minnesota was set to open the 1936 season against Washington in Seattle, but it was a game that almost did not happen.

The Golden Gophers boarded the train in Minneapolis on Tuesday of that week for a four-day trip to the Pacific Northwest. Coach Bierman scheduled two practices along the way, one in Miles City, Mont., and one in Spokane, Wash., but it was a one-night stay in Missoula, Mont., that almost cost Minnesota its chance with the Huskies.

Asleep in the Florence Hotel in Missoula, the Golden Gophers were forced to wake up around 3 a.m. after it was discovered the building was on fire. The fire destroyed most of the hotel, forcing the team to return to the train for the remainder of the evening. Luckily, nobody was hurt in the disaster.

Once in Seattle, as expected, the game proved a tough one for Minnesota. The stadium was packed with 40,000 Washington fans cheering for the local team. The Huskies tied the Golden Gophers, 7-7, in the third quarter, but to no avail.

The play of Minnesota's Bud Wilkinson and Julian Alfonse proved too much for Washington. Wilkinson knocked down several Washington passes and kicked two extra points before catching a 60-yard pass to put the Golden Gophers in scoring position in the fourth quarter. Alfonse almost single-handedly shut down the Husky offense as he intercepted three passes at the goal line and led Minnesota's ground attack. As a result, Minnesota's win-streak remained in tact as they defeated Washington 14-7.

After narrowly escaping from Seattle with a victory, the Golden Gophers returned home to take on Nebraska the following week. With a grueling trip behind them and an improved Cornhusker team on the field, Minnesota had a difficult time with the second game of the year as well. Nebraska put up a valiant fight, but the Golden Gopher defense foiled the Cornhuskers who could not find the end zone in a 7-0 Minnesota win.

The first two games of the season had threatened Minnesota's win streak, but the next two games left no doubt why the Golden Gophers were the reigning two-time defending national champions. Minnesota romped over Purdue 33-0, and handed Michigan a 26-0 loss to bring home the Little Brown Jug for the third year in a row.

The two solid victories against Michigan and Purdue led into another huge game for the Golden Gophers at Northwestern. Northwestern was highly-ranked in the national polls and it appeared as if this game would determine the Big Ten and possibly the national champion.

Game day conditions were less than ideal as wind and rain persisted throughout the game, hindering ball movement by both teams. Neither team made a serious threat to score in the first half and all statistics were virtually even. The scoreless battle continued until the fourth quarter.

The Wildcats scored at the beginning of the fourth quarter, but failed to convert the extra point attempt. Minnesota put together three furious drives, all edging inside Northwestern's 20-yard line. The Golden Gophers were on the brink of defeat for the first time in 28 games. The Maroon and Gold saw their last chance slip away as a fourth down pass into the end zone was batted away with less than six minutes left. Minnesota's win streak was over. Northwestern dealt the Golden Gophers their first defeat in three years.

Minnesota came out of the Northwestern game with something to prove. They did just that. The Golden Gophers ripped through Iowa, 52-0, to bring home Floyd of Rosedale for the second consecutive time. They also crushed Texas, 47-19, and finished off the season against Wisconsin with a 24-0 victory.

Amazingly enough, even with a loss and no Big Ten Conference title, Minnesota was still voted the 1936 national champion. The Golden Gophers may have lost to Northwestern, but allowed only two other opponents to score. The thorough dominance Minnesota had demonstrated earned them an unprecedented third straight national championship.



Bernie Bierman (right) led Minnesota to its third straight national title in 1936.



## 1940 NATIONAL CHAMPIONS

After three straight national championships from 1934-36, the University of Minnesota suffered its first losing season under legendary coach Bernie Bierman in 1939 when it finished 3-4-1. The experience proved a humbling one for the Golden Gophers who were not accustomed to losing and the result was unpredictable. Minnesota rallied from a mediocre season to win its fourth national championship in 1940.

The Golden Gopher offense was highlighted by the dynamic running tandem of George Franck and Bruce Smith who, together, combined to score over 60 percent of the touchdowns for the Maroon and Gold. Smith starred by scoring winning touchdowns on three separate occasions, while Franck was named an All-American at the conclusion of the season — highlighted by his four touchdowns against the University of Iowa.

Before Minnesota could face a Big Ten opponent, they had to battle with such highly-touted non-conference teams as Washington and Nebraska. Fortunately for the Golden Gophers, both games were at Memorial Stadium.

Heading into the 1940 season, Minnesota had never lost to Washington. The Huskies were ready to change that. Though Minnesota was outplayed in nearly every offensive category, a combination of outstanding kick returns and tough defense allowed the Golden Gophers to squeak by 19-14.

The Golden Gophers were never supposed to get by the Huskies and defeating Nebraska the following weekend seemed even more unlikely. Nebraska knew about the outstanding two-touchdown performance Franck displayed against Washington. Minnesota would have little chance if the Cornhuskers could shut down the running game.

Nebraska's game plan worked wonders on Franck and Smith. What they had not counted on was the superb play of Bill Daley and William Johnson, who gained nearly 300 yards on the ground for the Golden Gophers. Minnesota's defense once again showed it was golden as it held Nebraska to only 25 yards on the ground. This took the Cornhuskers out of their game and vaulted Minnesota to a 13-7 victory.


Minnesota kept up its streak of close games when it defeated Ohio State 13-7. The Golden Gophers were soundly beaten on paper, and most likely would have been beaten on the scoreboard had it not been for the stellar play of Smith and his two touchdowns.

The next week, Franck finally broke open the Minnesota offense with his four touchdown performance in the Golden Gophers' 34-6 drubbing of Iowa. The celebration would not last long, however, as Minnesota next faced Northwestern — a team that had beaten the Golden Gophers for two straight seasons.

The way Minnesota was playing, Northwestern did not figure to be an overly difficult opponent. They were much improved, however, and the Golden Gopher — Wildcat game had a tradition of being battles to the end. From 1932 to 1949, no Minnesota — Northwestern game was ever decided by more than a single touchdown. The same held true in 1940 as the Golden Gophers edged out Northwestern 13-12. Were it not for two missed point-after attempts by the Wildcats, Minnesota's dream season may have been over.


If college football fans missed the Northwestern game, the game against Michigan proved to be a near carbon copy. Minnesota won, 7-6, once again as a result of a missed point-after attempt. Smith proved to be a major factor in the game as he gained 116 of Minnesota's 205 total yards and scored the lone Golden Gopher touchdown.

After winning two very close games against two quality Big Ten opponents, Minnesota headed into the final two games of the season excited about its chances of bringing a national championship back to Minnesota after a three-year absence. To do so, they would have to get by Purdue and Wisconsin. Neither team proved to be a match for the Golden Gophers as they beat Purdue 33-6, before defeating Wisconsin in the final game of the season, 22-13, to win their fourth national championship in seven years.



George "Sonny" Franck was an All-American in 1940.





## 1941 NATIONAL CHAMPIONS

After returning to the national spotlight in 1940, expectations for the 1941 Golden Gophers were high once again. On top of an already difficult Big Ten schedule, Minnesota had to go to battle once again with national powers Nebraska and Washington. But talk of another title flowed freely throughout Memorial Stadium.

The real superstar, and the key to Minnesota's national title hopes, proved to be Bruce Smith. While Smith was only the third leading rusher on the team, his outstanding play and attitude on the field earned him widespread recognition. He not only earned All-Big Ten and All-America status, but also became Minnesota's first and only player to ever win the Heisman Trophy. While Smith's individual accomplishments were among the greatest in Minnesota history, the fight that the Golden Gophers put up during the 1941 season was every bit as exciting.

Minnesota opened the 1941 campaign against Washington in Seattle. The Huskies had established themselves as a dominant force, and games between the two teams traditionally proved to be very close.

This season's match-up was to be more of the same. The Golden Gophers managed only 213 yards on the ground, 189 of them between Smith and Bill Daley. In the end it was the Minnesota defense who prevailed, smothering its opponent time after time as the Maroon and Gold escaped from Seattle with a 14-6 victory.

Minnesota opened its Big Ten schedule with the conference doormat, Illinois. As expected, the Golden Gophers rolled over the Orange and Blue 34-6. It proved to be a good preparatory game before another non-conference tilt against Pittsburgh.

Minnesota had not played Pittsburgh since the Golden Gophers won their first national championship in 1934. The Panthers gave Minnesota everything they wanted and more in 1934, but 1941 proved to be a different story. Minnesota dominated the Panthers in every aspect of the game. Despite fumbling the ball away four times, the offense racked up 39 points, while the defense stood strong by intercepting two passes and not allowing the Panthers a taste of the end zone.

After the Pittsburgh game, the Maroon and Gold headed into the meat of its schedule against Michigan, Northwestern, Nebraska, and Iowa. It was clear that if the Golden Gophers wanted to repeat as national champions that this stretch of the schedule would determine just how good the team truly was.

Michigan and Northwestern appeared to be the two greatest threats to Minnesota's title hopes. Both teams had established themselves among the best in the conference and historically had given Minnesota fits. History was on Minnesota's side, however, as they had emerged with victories in almost every close game in the past 10 seasons.

Michigan was looking to rain on Minnesota's national championship parade after the Golden Gophers had defeated them on Bruce Smith's lastminute touchdown the previous season. Michigan was able to contain Smith and Daley reasonably well, but in the end the Wolverine offense could not beat Minnesota's defense and the Golden Gophers squeaked out a 7-0 victory.


Northwestern wanted revenge much the same as Michigan since Minnesota had come away with a one point victory the previous season. Northwestern had luck on its side as Smith was injured and unable to carry the ball for the Golden Gophers. It appeared as if the elements were in line for the Wildcats to dethrone the reigning national champions. It was not to be however. Without Smith, Bud Higgins stepped up his game to gain 96 yards for the Golden Gophers and lead them to another exciting one point win over Northwestern, 8-7.

Minnesotans were somewhat concerned with their chances to win without Smith on the field. Against Iowa Head Coach Bernie Bierman chose to sit Smith out and not risk further injuring his knee. After one quarter, the Golden Gophers had not gained a single yard on the ground. Smith realized that if Minnesota was to win another championship he had to contribute. After convincing coach Bierman to put him in the game, Smith put the Golden Gophers in position to score three touchdowns. While Smith did not gain a large number of yards, he had helped to keep the Minnesota championship hopes alive.


The Golden Gophers closed out their season playing the University of Wisconsin. For the fifth time in eight years, Minnesota beat the Badgers to end the season and wrap up a national championship, making Bernie Bierman the winningest coach in school history.



*Bruce Smith won the Heisman Trophy and was a first team All-American in 1941.*



*Dick Wildong was named a first team All-American in 1941.*



## 1960 NATIONAL CHAMPIONS

The 1960-61 athletic season proved to be one of the most productive ever for the University of Minnesota Athletics Department. Swimmer Steve Jackman won the NCAA 100-yard freestyle while setting the American record, and the hockey team placed third at the NCAA Tournament. The crowning achievements, however, were the two national championships the school won. Baseball won its second national title in four years, while the Minnesota football team returned to national prominence by winning its sixth national title.

Murray Warmath entered his seventh season as the Minnesota head football coach on the heels of three consecutive losing seasons.

Expectations to start the season were not very high as the Golden Gophers were not ranked by a single news service. To add insult to pre-season injury, Minnesota lost to the alumni squad 19-7. The outlook for the 1960 season did not appear to be a bright one.

The Golden Gophers opened the season against Nebraska, a game which virtually no one gave Minnesota a chance to win. Minnesota surprised everyone, thanks to strong performances by All-America lineman Tom Brown and quarterback Sandy Stephens. Stephens completed 5-of-6 pass attempts and kept Nebraska pinned deep by averaging 40.1 yards per punt on seven boots.

Minnesota's 26-14 win over Nebraska did not quiet doubters in the least and was considered a fluke. The Golden Gophers headed into the Big Ten schedule with something to prove.

Minnesota opened the Big Ten season with an impressive 42-0 rout of Indiana. Minnesota's offense sputtered in the first three quarters, but exploded for four touchdowns in the final quarter — two within 60 seconds of each other.


The Golden Gophers next looked to a Northwestern team which had beaten them in each of the previous two years. It looked to be a good challenge for Warmath's undefeated team, especially since they had to contend with Northwestern's outstanding quarterback, Dick Thornton. Minnesota's offense stole the show the week before, and now it was the defense's turn to star against Northwestern. Tom Brown repeatedly leveled Thornton on rushing attacks and held him to minus-14 net yards rushing. When Brown was not stopping Thornton on the ground, he was forcing him into poor passing decisions as the U of M came away with a 7-0 victory over the Wildcats.

The Golden Gophers established their defense as among the toughest in the conference, but against Illinois the Golden Gophers flip-flopped positions and they took an outstanding offensive performance to wrap up the game. Stephens started by scoring all three Minnesota touchdowns en route to a 21-10 win. Minnesota realized that they must play consistently on the offensive side of the ball in order to keep winning.

Warmath managed to get more consistency out of his offense the next three games, while the defense continued to stifle opponents. The Golden Gophers beat Michigan, 10-0, then went on to defeat Kansas State and Iowa, 48-7 and 27-10, respectively. Minnesota appeared to be rolling with only two games remaining in the regular season.

The Purdue Boilermakers were among the worst teams in the conference in 1960 and looked to pose little problem for the seemingly unstoppable Golden Gophers. Minnesota showed flashes of the alumni game, however, and was shocked 23-14 at Memorial Stadium. The loss was huge. It vaulted Iowa into first place in the major polls, and put Minnesota in a tie for first in the Big Ten. The Golden Gophers had a must-win game against Wisconsin to end the season.

The Badgers were also a fairly weak team, but there would be no repeat upset over the Golden Gophers in the final game of the season as Minnesota cruised to a 26-7 victory. Minnesota's win, coupled with an 8-1 record, earned them enough votes to take over first place from Iowa in both the final AP and UPI polls. The Golden Gophers had earned their sixth national championship and first-ever trip to the Rose Bowl in the process.



*Tom Brown won the Outland Trophy and was a First Team All-American in 1960.*



**LITTLE BROWN JUG**

**Minnesota vs. Michigan**

The story of “The Little Brown Jug,” neither little nor brown, began at the turn of the century. The fabled “point-a-minute” Michigan football squads, coached by Fielding Yost, were destroying everyone in the nation, and had won 28 straight games heading into Minneapolis in 1903.

The pregame revelry pulsed through the campus. Minnesota had one of its best teams in school history and expected to give Yost’s squad a run for their money. Before the game, students paraded across the field with various painted livestock, while fans filtered into the stadium from a constant stream of arriving streetcars. The 20,000 fans, positioned in bleachers, as well as atop trees and telephone poles, remained civil until the Gophers scored a second-half touchdown that tied the score at 6-6. At this point, fans stormed the field in celebration, causing pandemonium so great that the game had to be called with two minutes remaining on the clock.

On the morning following the contest, Minnesota custodian Oscar Munson carried an earthenware water jug to the office of L. J. Cooke, head of the athletics department. Munson pronounced in a heavy Scandinavian accent, “Jost left his jug.” Still giddy from the tie, they decided to keep the prize, and painted on its side “Michigan Jug - Captured by Oscar, October 31, 1903,” and the score, “Minnesota 6, Michigan 6.” The Minnesota score appeared comically “as big as a house,” dwarfing the Michigan score beside it. Yost sent a letter asking Minnesota to return the jug. Cooke wrote back “if you want it, you’ll have to win it.”

The two teams didn’t play again until 1909. Michigan won the game that year, and Minnesota dutifully returned the jug. In 1910, Michigan left the conference, and Minnesota didn’t have a chance to win it back until 1919. That year the Gophers, led by their star Arnie Oss, stormed into Ann Arbor and pounded the Wolverines 34-7 on their own Ferry Field. When Minnesota asked for the symbolic trophy at the end of the game, their rivals couldn’t find it. But the Gopher players persisted, and Wolverine equipment man Henry Hatch came up with it after a short time, saying that he found it “overgrown behind a clump of shrubbery near the gym.” Later, Minnesota historians said, “. . . but most likely it was found in a trophy case inside the gymnasium, easily dusted off and proudly brought back to Minnesota.”

Cooke took out his paint brush again to paint that year’s result. In the end, his two artistic attempts had taken up the whole surface of the five gallon jug, so when Michigan took it back the next year, the two schools decided to give the entire jug a colorful gloss. Now, the results of 96 games — including two in one season (1926) are embossed on its sides: 71 won by Michigan, 23 by Minnesota, and three ties. Due to the Big Ten’s unbalanced schedule, Minnesota and Michigan did not face each other in either 1999 or 2000, breaking a consecutive streak of annual contests that dated back to the 1929 season.

After a 20-year absence, Minnesota returned the jug to its original home with a last-second victory over Michigan in 2005 in Ann Arbor. Following a 61-yard run by Gary Russell with just over a minute remaining, Jason Giannini hit a 30-yard field goal as time expired, giving the Gophers the 23-20 victory.

In 2014, Minnesota scored 30 straight points to once again win the Little Brown Jug in Ann Arbor by the score of 30-14. David Cobb ran for 183 yards and the Minnesota defense limited Michigan to just 171 total yards of offense in the rout. In jubilation of their first win against the Wolverines since 2005, the Gophers stormed the Michigan sideline to secure the prodigious prize.

Cooke once mused on the strange power within the stoneware crock, “I sometimes think that the jug has been filled with spirits, not alcoholic, but the disembodied spirits of the countless players who have fought for it on the gridiron...”

In many ways, the jug represents the history of college football. It overflows with historic battles for national and conference championships, and may indeed be filled with the spirits of gridiron men who went on to win Heisman Trophies and Hall of Fame honors. It is the most famous of all college rivalry trophies, and no other inanimate object comes close to the aura of tradition like the Little Brown Jug.



**MICHIGAN (71)**

1909	1947	1974	1994
1910	1948	1975	1995
1920	1949	1976	1996
1921	1951	1978	1997
1922	1952	1979	1998
1923	1954	1980	2001
1924	1955	1981	2002
1925	1957	1982	2003
1926	1958	1983	2004
1926	1959	1984	2006
1929	1964	1985	2007
1930	1966	1987	2008
1931	1968	1988	2011
1932	1969	1989	2012
1943	1970	1990	2013
1944	1971	1991	2015
1945	1972	1992	2017
1946	1973	1993	2020

**MINNESOTA (23)**

1919	1938	1956	1967
1927	1939	1960	1977
1934	1940	1961	1986
1935	1941	1962	2005
1936	1942	1963	2014
1937	1953	1965	

**TIES (3)**

1903
1933
1950



## FLOYD OF ROSEDALE

### Minnesota vs. Iowa

The states of Minnesota and Iowa compete in one of the most emotional rivalries in the country. The winner of the game earns the right to keep the bronze statue of a pig called "Floyd of Rosedale."

The year was 1935, and emotions were running hot heading into the Minnesota-Iowa game. Bernie Bierman's Gophers were 5-0, and Ossie Solem's Hawkeyes were 4-0-1.

The game in 1935 was at Iowa and Iowa Governor Clyde Herring incited the fans and joined in the bitter feelings toward the state to the north and its football squad by saying, "If the officials stand for any rough tactics like Minnesota used last year, I'm sure the crowd won't."

Greatly alarmed, Minnesota's Governor Floyd Olson tried to cool the temperature of fans on both sides of the border with his telegraphed answer to Herring. "Minnesota folks are excited over your statement about Iowa crowds lynching the Minnesota football team. I have assured them you are law-abiding gentlemen and are only trying to get our goat...I will bet you a Minnesota prize hog against an Iowa prize hog that Minnesota wins."

The diplomatic tactic eased the tension, and the game was a hard-fought, but cleanly played, 13-6 Minnesota victory. More importantly, no mob of angry fans got involved in any postgame, extracurricular activity. The Golden Gophers brought home "Floyd of Rosedale," an award-winning prize pig which had been donated by Allen Loomis, the owner of Rosedale Farms near Fort Dodge, Iowa, and named after the Minnesota governor.

A few days later, Governor Herring collected Floyd and personally walked him into Governor Olson's carpeted office. About the same time, news surfaced that an Iowa fan had sworn out a warrant charging Herring with gambling. Olson good-naturedly offered asylum, but Herring declined. "I might have to go home and write out a pardon for myself," Herring joked.

Governor Olson later offered Floyd up as the grand prize in a state-wide essay-writing contest, which was won by 14-year-old Robert Jones. Jones later sold the hog to the U of M. A year later, the University sold Floyd to J.B. Gjerdrum, a breeder who lived near Mabel, Minn., on the Iowa-Minnesota border, for "about \$50" according to Gjerdrum. Sadly, in a death most unbecoming a figure of such stature, Floyd passed on to that great pigpen in the sky. As Gjerdrum noted, "We had him about a year. There was hog cholera around...One day he just leaned up against a straw pile and died."

The spirit of good sportsmanship embodied by Floyd lives on in the form of a 15 1/2-inch high, 21-inch long bronze statue of the prize hog. The sculpture was commissioned by Governor Olson and created by Charles Brioschi, a St. Paul artist.

Every year, since 1935, these two border-state rivals have fought for the right to pen the bronze pig in their own trophy case. Every college football season, Minnesota and Iowa fight for "Floyd of Rosedale," a symbol of how interstate tension can be averted through athletic competition.



### IOWA (44)

1939	1968	1994	2009
1945	1976	1995	2012
1947	1977	1996	2013
1950	1982	1997	2015
1953	1983	2001	2016
1955	1985	2002	2017
1956	1986	2003	2018
1957	1987	2004	2019
1958	1988	2005	2020
1959	1991	2007	2021
1963	1993	2008	2022

### MINNESOTA (42)

1935	1949	1971	1990
1936	1952	1972	1992
1937	1954	1973	1998
1938	1960	1974	1999
1940	1961	1975	2000
1941	1962	1978	2006
1942	1964	1979	2010
1943	1965	1980	2011
1944	1966	1981	2014
1946	1967	1984	
1948	1969	1989	

### TIES (2)

1951
1970



## PAUL BUNYAN'S AXE

### Minnesota vs. Wisconsin

At 132 games and counting, the series between Minnesota and Wisconsin ranks as the longest in the Football Bowl Subdivision of NCAA Division I; and "Paul Bunyan's Axe" has the history of one of college football's fiercest rivalries emblazoned on its six-foot long handle. The first game in the series, a 63-0 Gopher victory in 1890, is printed on the handle near the axe's head. The results of every successive game line the handle in black ink. There have been so many games that the scores scroll up and down the width of both sides of the handle.

By 1930, "Paul Bunyan's Axe" wasn't even created, although the rivalry had already reached feverish levels. The 1906 game was canceled by President Theodore Roosevelt, who had decided to cool off heated college football rivalries, because of injuries and deaths on the field. In 1914, Minnesota faced the Badgers for the Gophers' first Homecoming game; likewise, Wisconsin hosted Minnesota for the Badgers' first in 1919. Between the years 1923 and 1925, the teams battled to three straight ties.

To symbolically capture the amazing atmosphere of the annual match-up, Dr. R.B. Fouch of Minneapolis fashioned a bacon slab out of black walnut to serve as the traveling trophy that he hoped would compare to the well-known "Little Brown Jug," which Minnesota and Michigan played for every year. The "Slab of Bacon," first played for in 1930, had a football carved on top inscribed with an "M" or "W," depending on how you held it. The idea was that the winning team would "bring home the bacon."

But in the early 1940s, the Slab of Bacon became the "Missing Slab of Bacon." Peg Watrous, who was the president of Wisconsin women students at the time, relates that she and her counterpart from Minnesota were to have a symbolic exchange after the game, whereby the trophy would be awarded to the winning team. Minnesota won, but in characteristic fashion, a postgame melee broke out on the field, with students and spectators running crazy over the field. Watrous couldn't find her counterpart, and was left "holding the bacon," as it were. "I have no memory of what happened after that... The whole thing was a dud, as I feared it would be," Watrous remembered good-humoredly, "and someone in charge probably hid the bacon."

But the two teams had to play for something, so in 1948 the Wisconsin W Club instituted "Paul Bunyan's Axe" as a trophy befitting the grand rivalry between the two schools. The annual battles have survived so long that in the '60s the teams started to print the games' final scores smaller and smaller, scrunching the numbers and letters in order to avoid reaching the end of the axe's shaft. But the series continued to roll, and the last game to be painted on the broad face of the handle was in 1980. The subsequent games appear on the narrow side of the handle.

The Slab of Bacon was back in the news in the summer of 1994, when the long-lost trophy was found after a Camp Randall Stadium storage room was cleaned out. Wisconsin officials estimated that it had been missing since 1945; yet the scores of every Wisconsin-Minnesota game from 1930-70 were printed on the back of the slab. It is one of those



### WISCONSIN (45)

1950	1976	1997	2011
1951	1978	1998	2012
1954	1979	1999	2013
1957	1980	2000	2014
1958	1981	2002	2015
1959	1982	2004	2016
1961	1983	2005	2017
1962	1988	2006	2019
1964	1991	2007	2020
1966	1992	2008	
1970	1995	2009	
1974	1996	2010	

### MINNESOTA (27)

1948	1968	1984	1994
1949	1969	1985	2001
1955	1971	1986	2003
1960	1972	1987	2018
1963	1973	1989	2021
1965	1975	1990	2022
1967	1977	1993	

### TIES (3)

1952
1953
1956

Twilight Zone-esque mysteries that remains unexplained, and contributes to the legend of Minnesota's and Wisconsin's "Border Battle" rivalry.

## MOST PLAYED FBS RIVALRIES

Series	Games
Minnesota-Wisconsin	132
North Carolina-Virginia	127
Auburn-Georgia	127
Oregon-Oregon State	126
Miami (OH)-Cincinnati	126



## GOVERNOR'S VICTORY BELL

### Minnesota vs. Penn State

Like Floyd of Rosedale, Minnesota's fourth and most recent traditional game trophy was founded by a pair of state governors.

Then-acting Governor Mark Singel of Pennsylvania and former Governor Arne Carlson of Minnesota established the Governor's Victory Bell on Sept. 4, 1993, the date of the first Minnesota-Penn State game. The contest, which took place at Beaver Stadium on the Penn State campus, marked the first game between the two teams and also signified the inaugural Big Ten game for the Nittany Lions.

"As the Nittany Lions' initial conference opponent, Minnesota always will occupy a special place in Penn State football history, and we think it is appropriate to mark the occasion in this distinctive fashion," said Singel in 1993. "Governor Robert Casey was an early supporter of Penn State's move to the Big Ten Conference, and I know he looks forward to future conference games involving the Nittany Lions."

"Big Ten athletics has been a tremendously positive experience in the life of our state," said Carlson. "Minnesota's matchup against Penn State is a historic welcome to a school that will further enrich that experience for all of us. This trophy marks a very special occasion, and will allow us to remember it for years to come."

An artists' conception of the Governor's Victory Bell was presented by Singel and Carlson prior to the kickoff of that 1993 game, which Penn State won 38-20. The design of the trophy is a brass bell bearing a medallion of the Big Ten Conference, suspended from a wooden frame. At the top of the frame is a plaque which features the state seals of Minnesota and Pennsylvania, along with the following inscription:

#### *Governor's Victory Bell*

*Presented annually to the winner of the Penn State-Minnesota football game*

*Established September 4, 1993*

*Governor Robert Casey, Pennsylvania*

*Governor Arne Carlson, Minnesota*



### PENN STATE (10)

1993	2009
1994	2010
1997	2016
1998	2022
2005	
2006	

### MINNESOTA (6)

1999	2019
2000	
2003	
2004	
2013	

At the bottom of the base, the Minnesota and Penn State athletics logos appear, along with individual brass plates for inscription of the scores of the games between the two teams.

After a two year hiatus between 1995-96, the battle for the Governor's Victory Bell returned in 1997 when Penn State earned a hard-fought 16-15 victory at Beaver Stadium. The 1998 game returned to the Metrodome for only the second time in the short history of the Bell, where the Nittany Lions earned a 27-17 win. Minnesota took the Victory Bell home for the first time in 1999 when the Golden Gophers scored a historic 24-23 upset against the second-ranked Nittany Lions at Beaver Stadium. In 2000, the Golden Gophers were again victorious, winning 25-16 at the Metrodome.

The Nittany Lions and Golden Gophers didn't meet in 2001 and 2002 and when the series renewed in 2003, the Gophers earned the right to keep the Bell with a 20-14 win in Happy Valley. Penn State claimed the bell for the first time in six years with their 44-14 win against Minnesota in 2005 and retained it with a 28-27 overtime win against the Gophers in the Metrodome in 2006. After a two-year hiatus, the series resumed in 2009 with a 20-0 Penn State victory in Happy Valley. A 33-21 win for Penn State at TCF Bank Stadium in 2010 gave the Nittany Lions four straight wins in the series. Minnesota reclaimed the Bell in 2013 with a 24-10 home win. The teams did not play in 2014 or 2015. In 2016, Penn State won 29-26 in Happy Valley overtime to secure the Bell. The No. 13 Gophers beat No. 5 Penn State 31-26 on Nov. 9, 2019 to earn back the Bell - the win was Minnesota's first home victory against a top-five team since it beat No. 1 Michigan 16-0 - to win the Little Brown Jug - in 1977.

The addition of the Governor's Victory Bell to the Golden Gophers' list of traditional trophy games means that Minnesota has four active "trophy" rivalries on its schedule, more than any other college football program in the country.



**72**

**BRONKO NAGURSKI**

Number retired: Oct. 27, 1979

NAGURSKI


**54**

**BRUCE SMITH**

Number retired: June 27, 1977



SMITH



**10**

**PAUL GIEL**


Number retired: Sept. 24, 1991

GIEL

**15**

**SANDY STEPHENS**

Jersey retired: Nov. 18, 2000



STEPHENS



**78**

**BOBBY BELL**

Jersey retired: Sept. 18, 2010

BELL





# ALL-TIME LETTERWINNERS

Campbell, Lee	2006-09	Cockrell, Doyle	1991-94	Dalton, Donny	1996-97	Duvick, David F.	1982
Campbell, Terrance	2002-05	Cockran, Theiren	2012-15	Danahy Jr., Paul A. (mgr.)	1965	Dvorak, B.A.	1920
Campion, Joshua	2012-15	Cohen, Chris	1991	Dandridge, Tim	2008-09	Dykes, Douglas G. (mgr.)	1963
Canakes, Stavros P.	1950, '52-'53	Colberg, Gary J.	1962	Daniels, Alex	2005-06	Dyson, Willie	2006
Cannaday, Damien	2001	Colburn, David W.	1965	Danielsen, E. Robert	1946	<b>E</b>	
Cantiengy, Charles P.	1919	Cole, Donald A.	1920-21	Dann, William	1887	Early, Rishon	1993-96
Capo, Rene	1980-82	Cole, George E.	1896-99	Danner, J. LeMoyné	1893	Eastern, Deven	2022
Cappella, Dennis	1991-93	Cole, Travis	2000-01	Danovic, Bronko	1939	Eastlund, Robert B.	1968-70
Cappelletti, Geno	1952-54	Coleman, John A.	1898	Darden, Marc A.	1983-84	Eckers, Scott	1993-94
Capron, George H.	1907	Coleman, Ryan	2008-10	Dargis, Richard B.	1950-52	Edelman, Robert G. (mgr.)	1958
Capron, Harry T.	1907	Collado, Ryan	2007-10	Darkenwald, John F.	1967-68	Edelman, Walter E. (mgr.)	1954
Capron, Ralph	1911	Collias, George J.	1949	Darkeys, Chris	1992-95	Edling, Arthur R.	1948-50
Cardelli, Glenn W.	1979-82	Collier, Derek D.	1984	Daugherty, Bruce	1947	Edwards, Berkley	2014-15
Carle, Gerald C.	1942	Collins, Charles	1988	Davidson, Don	1883	Edwards, Jehnan	2008-10
Carey, Brian	1999	Collins, William	1990-91	Davidson, Martin B.	1889	Edwards, Keith	1977-79
Carley, Jr., Robert L.	1943-44	Collison, Robert	1943	Davidson, Nick A.	1981	Edwards, Lamonte	2011-12
Carlson, Archie H.	1916	Conant, Dale	1986	Davis, Andre	1989-92	Edwards, Walter W.	1944, 46, 48
Carlson, Carleton L.	1957	Condo, Gordon Michael	1965-67	Davis, Ben	2018	Ehrich, Shawn	1992
Carlson, Charles T.	1945	Conerly Jr., Albert	1975-76	Davis, Otto N.	1901-04	Ekberg Jr., Carl E.	1941
Carlson, John	2006	Connelly, Nick	2016	Davis, Anthony R.	1980-82	Ekberg, David Jerry	1949-50
Carlson, John P.	1949-51	Conway, Michael	2016	Davis, Howard L.	1981	Ekberg, Gus A.	1918, '20
Carlson, Lawrence Dean	1966-67	Conzemius, Justin	1992-95	Davis, Jerome	1993-96	Eklund, Conrad L.	1916-17
Carlson, Mark S.	1977-79	Cook Jr., Ernest C.	1969-71	Davis, Steven Jr.	2005-08	Eklund, Raymond A.	1922-23
Carlson, Robert S.	1936	Cooley, Duran	2006-07	Davis, Troy	2008-09	Ekpe, Hank	2013-16
Carpenter, Emmitt	2015-18	Cooper, Chester	1978, '80-'81	Day, David W.	1944-45	Ekpe, Scott	2012-13, '16
Carpenter, Hayo	2009-10	Cooper, Keanon	2009-12	Day, Eugene	1899	Elder, Henry K.	1911
Carr, Jeffrey T.	1977-78	Cooper, Rafael	1994-95	Dean, Michael	1992	Eldred, Christian	2012
Carr, Jerme	1994	Cooper, Richard Conrad	1923-25	Decker, Eric	2006-09	Elizondo, James	1996
Carr, Justin	2015	Cooper, Tyler	2019-20, '22	Deegan, Robert H.	1959-61	Eller, Carl L.	1961-63
Carroll, Quinn	2022	Copeland, Edmund	1921	DeGeest, Matt	2006-07	Ellerson, Jared	2002-05
Carroll, Jay T.	1981-83	Corless, John H.	1887-89	DeLaTribouder, Winston	2016-19	Ellestad, Eric	2009-10
Carroll, Paul S.	1917	Corriss, Dennis R.	1966	Delinsky, Dan (mgr.)	2003	Elliott, D. William	1946-49
Carroll, William R.	1946-48	Cornell, Robert J. (mgr.)	1969	Dellago, Charles S.	1942, '46-'48	Elliott, Harry L.	1946-48
Carter, Antonio	1990-93	Costanza, William R.	1962-64	Dennerly, James W.	1931-32	Elmer, Daniel T.	1936-38
Carter, Trill	2019-22	Cotta, Ed	2010	Deppe, Karl E.	1945	Elmore, Gaelin	2014-16
Carter, Dennis	1986-87	Cotton, Henry	1886	Desimone, Mark A.	1983-84	Elton, Burnham T.	1952-54
Carter, Eric	2014-17	Couch, Gary M.	1984-87	Detman, Spencer	1999	Elton, Rodney N.	1964
Carter, James C.	1967-69	Coughlan, Edward D.	1907-08	Devers, Tai'von	2016-19	Emilien, Doug	2021
Carter, Jeremiah	2001-02	Coughlin, Bob	1989-90	Dewey, Rupert C.	1891	Emlein, Harold M.	1928-29
Carter, Michael	2009, '11-'12	Coughlin, Carter	2016-19	Dew-Treadway, Micah	2019-21	Emmons, Gregory	1973
Carter, Tyrone	1996-99	Cox, Robert L.	1956-57	Dicke, Cedric	2015	Enderley, Richard Allyn	1966-68
Carufel, Matt	2009-10	Cox, Theodore J.	1922-24	Dickson, Jason	2019	Enga, Richard	1960-62
Case, George	1904, '06-'07	Crafts, Leo M.	1882-85	Dickson, Judge A.	1959-61	Engel, Greg	1972-74
Cashman, Blake	2015-18	Craighton, Zo	2016-17	Diedrich, Joe W.	1914	Engel, Christopher J.	1977
Cashman, Timothy J.	1962	Craigne, Stephen A.	1973-75	Dillner, Mervin C.	1930-32	Engel, Derrick	2012-13
Castle, Darryl	1983	Cranston, John W.	1969-70	Dilulo, Raymond A.	1978-79	Engel, Ronald E.	1950-51
Cates, Thomas V.	1943-46	Crawford, Mark	2020-22	Dimmy, Keith	1997-98	Enke, Fred A.	1918-20
Celestin, Jonathan	2014-17	Crawford, Richard O.	1968-70	Dixon, Michael	2020-21	Epping, Zac	2011-14
Cernoch, Mike	1997, '99-00	Crawford-Tufts, Devin	2011-12	Dixon, Ray	2016	Erdal, Arthur C.	1912, '14
Cesario, CJ	2011	Crist, Patrick H.	1975	Doan, William C.	1906	Erdal, Leonard T.	1909-10
Chalberg, Mike	1991, '93-'95	Crockett, William	1962-64	Dobie, Gilmore	1899-1901	Ersey, Aireontae	2020-22
Chambers, Mike	2006	Croft, Demry	2015, '17	Domin, Ryan	2001	Erickson, Melvin J.	1938
Champlin, George L.	1931-33	Cross, Mark	1994-97	Douglas, Demetrius	2017-19	Esbridge, DeLeon	2008-09
Chandler, Thomas H.	1969-71	Crumley, William G. (mgr.)	1987	Douglas, Omar	1991-93	Eslinger, Greg	2002-05
Charon, Robert L.	1958	Culligan, John M.	1918	Dovich, Bronson	2016-18	Esser, Lawrence	1950
Cheney, Patrick	2005-06	Cummings, Dennis B.	1975	Downing, Floyd	1902	Eugene, Junior	2002
Cheney, Rashod	2020	Cummings, Pat	1985	Dowzak, Steve W.	1975	Eure, Tires	2010
Chesnut, Edward T.	1907	Cunningham, Darrell	1992-93	Doyle, Larry O.	1917-18	Evans, Byron	1996-99
Chorska, William W.	1956-58	Cunningham, Steve W.	1975-77, '79	Drabacz, Ukee	2001-04	Evans, Doug	1899
Christensen, Daniel P.	1972	Cupito, Bryan	2003-06	Drabczak, Mark	1988-90	Evans, Doug	1987
Christensen, Russell R.	1944	Current, Earl R.	1903-06	Drescher, Harold	1954	Evans, F. Clark	1901
Christensen, Theodore	1950	Curry, Craig B.	1969-71	Drexler, Daniel P.	1963	Evans, Marcus W.	1897
Christenson, Jon	2012-15	Curtis, E. Nelson	1969	Drill, David K.	1951-52	Evans, Marcu	1986-87, '89
Christian, Edward L.	1967	Curtis, Michael I.	1979-82	Drill, Herman E.	1925	Evans, Patt	1989-91
Christiansen, Martin A.	1937-39	Curtis, Michael O.	1967-69	Dropp, James M.	1966	Evans, Zach	2022
Christopherson, William R.	1966-69	Cutler, Henry C	1893-94	Duerr, Troy	1995-98	<b>F</b>	
Christopherson, Joseph P.	1982-85	Cutting, Joseph	1904-05	Duffy, Ryan	2001	Faeale, Daniel	2018-19, '21
Cieslewicz, Glen A.	1980-82, '84	<b>D</b>		Dukowitz, Cory (mgr.)	2001	Faegre, J. Barthell	1909
Clapp, Percy	1923-24	Dahl, Elden	1954	Dungy, Anthony	1974-76	Fahnhorst, James J.	1978-80
Clare, Louis W.	1970-71	Dahn, Carl J. (mgr.)	1957	Dunlap Jr., Curtis	2018-19	Fahnhorst, Keith V.	1971-73
Clark, Eric	2003-06	Dalen, Eric	1993-94	Dunn, Ney	1907	Fahning, Chad	2015-16
Clark, Jacob	2019	Daley, Bill	1940-42	Dunnigan, Merton	1913-15	Fairchild, Richard A.	1956
Clarkson, Arthur	1934	Dallafior, Kenneth R.	1978-81	Dupree, Tony	2001	Falls, Michael	1953-55
Clement, Harold	1920-21	Dallera, Frank	1934-35	Durda, Chester	1950-51	Farnam, H.E.	1908-09
Coates Jr., Harry J.	1950-52	Dalman, William M.	1963-65	Duren Jr., Edward L.	1966-67	Farnes, Scott A.	1978
Cobb, David	2011-14	Dalrymple, John S.	1894-95	Durr, Coney	2016-21	Farrow, Lonnie J.	1982
Cochran, Darrell	1950, '54-'55	Dalrymple, William F.	1892-94	Dusabek, Mark E.	1983-86		
Cockerham, Billy	1997-99			Dutrieuille, Duane M.	1983-86		

# ALL-TIME LETTERWINNERS

Farr, John	1956	Gant, Desmond	2015	Gray, MarQueis	2009-12	Hardin, KAnte	2015-16
Fash, Gil Lawrence	1973	Ganther, Rod	1993	Gray, Roger W.	1898-99, '02	Harding, Everhart P.	1890-96
Farthing Jr., Fred	1964	Gardner, David C.	1978-79	Greeley, James Wells	1973-74	Hare, Andy H.	1982-85
Faue, Jeremy	2005-06	Garin, Matt	2010-12	Green, Brandon	2008-09, '11-12	Hargseheimer, Walter G.	1933
Faulk, Darrell B.	1983-84	Garmaas, Wilford B.	1941-43	Green, Darius	2022	Harlan, Nathan	1945
Faunce, Everette G.	1946-48	Garner, Bill F.	1954-55	Green, Ralph	1993, 95	Harmann, Garrison	1994-95
Faust, George J.	1936-38	Garrido, Gaston	1986	Green, Seth	2017-20	Harms, Brent J.	1980-81
Faust, Paul T.	1963-65	Garrison, Lewis	1991-94	Greene, Donnell	2016-18	Harpole, Ellsworth H.	1931-33
Fee, Charles W.	1900-01	Gary, Mike	1925-26	Gregory-McGhee, Kendall	2010	Harren, G. Richard	1963
Fegan, Elmer T.	1913-14	Gary, Mitchell J.	1927	Gregory, Duane O.	1980	Harris, Albert L.	1963
Femi-Cole, Jonathan	2017-18	Gatling, Cameron	2011	Gregory, Richard A.	1949-51	Harris, Alfred J.	1889-91
Ferguson, Melvin M.	1981	Gay, Clayton A.	1927-28	Gregory-McGhee, Kendall	2011	Harris, Andre	1980-81, '83-84
Ferguson, Sean	2011	Gay, Evelyn "Chet"	1922-24	Grevich, Mel	1946	Harris, D'Vion	2020
Ferm, Robert L.	1945	Gay, Kenneth F.	1931-32	Grevious, Todd	1994	Harris, Ge'Shun	2011
Filbert, Kenneth W.	1938	Geary, Clay	2018-20, '22	Grewing, Fritz L.	1939	Harris, Jamal	2004-07
Filiaga, Chuck	2022	Geer	1926	Griffin, Clorenzo	1998-00	Harris, Justus	2017-21
Filkins, Jake	2010-13	Geers, Jameson	2022	Griffin, Gerald J.	1931-32	Harris, Sigmund	1902-04
Fink, Thomas A.	1967-69	Gehring, Perry James	1956-58	Groene, Adam (mgr.)	2000	Harrison, John M.	1894-97
Finlayson, George A.E.	1893-97	Gehrke, Keith E.	1982	Grose, Frederick H.	1921-23	Harrison, Ted	1990-92
Finnesy, Lucas	2020-22	Geier, Jeff	1988	Gross, Louis	1922-24	Harston, Brandon	2001-04
Fischer, Albert C.	1961-62	Geist, John W.	1943	Gross, Phillip	1929	Hart, Nick	2014-16
Fischman, Kenneth Y.	1955	Gelecinjsky, Anders	2020	Gruening, Preston	1999-02	Hart, Patrick M.	1984
Fisher, Derek	1989-92	Gelle, Robert D.	1951	Gruye, Ralph E.	1919-20	Harte, Andrew	2014-16
Fisher, Gordon R.	1924	Gentry, Isaiah	2015	Guedet, JJ.	2019-22	Hartig, Paul C.	1921
Fitch, Robert E.	1939-41, '45	George, Kenneth	1969-70	Guentzel, John	1993	Hartman, Jared	2014
Fitzpatrick, Dennis	1976-77	Gerges, Emma (mgr.)	2022	Guldin, Scott D.	1984-87	Hartmann, Tyler	2014-15
Fitzpatrick, Thomas M.	1979	Gerow, Theron G.	1919	Gullickson, Oscar	1944	Hartse Jr., Larry M.	1962-63
Fitzpatrick, Renato	1999-02	Gerry, Martin H.	1888	Gunderson, Jeffrey P.	1971-73	Hartwig, Fred G.	1983
Fix, Nathan (mgr.)	2001	Gerths, Everett E.	1956-58	Guthrie, Charles E.	1889-90	Hartwig, Joseph I.	1916
Flanagan, Charles G.	1891	Gerths, Gregory G.	1973	Guthrie, Trenton	2020	Harvey, Brien V.	1974-76
Fleetwood, Marquel	1989-92	Getchman, Gary	1988	Guzy Sr., Peter	1924	Hary, Jerome	1942
Fleming, Miles	2021-22	Ginnanni, Jason	2005-07			Hass, Alex	1997-99
Flick, Eugene G.	1940-41	Gibbens, Jack	2021			Hass, Walter L.	1930-32
Flinn, Paul A.	1916-17	Gibbons, Steven F.	1983, '85	<b>H</b>		Hasset, Gerald	1955
Flugum, Merlin K.	1962	Gibson, George F.	1926-28	Haake, Robert T.	1957	Hatfield, Eugene L.	1968
Flynn, John G.	1900-02	Gibson, Jerry	2016-18	Haayer, Adam	1997-00	Hau, Pat	1997-99
Foggie, Fred	1988-90	Giel, Paul R.	1951-53	Hackbarth, Kraig	1988-90	Haudan, Blake	2009
Foggie, Rickey S.	1984-87	Gilbert, Andrew M.	1982-83	Hadd, Gary A.	1984-87	Haug, Donald	1968
Folwell, Russell H.	1891-92	Gilbert, Holden B.	1895	Haedje, Carl	1914	Hauger, George W.	1915-17
Foote, William W.	1924	Gilling, John H.	1920	Haertel, Walter	1916, '19	Hausken, Walter	1947-49
Force, John D.	1968	Gillingham, Gale	1964-65	Haeborg, Roger W.	1958-60	Haviland, Chase	2011
Fors, Erik	1986	Gillum, James	2012	Hageman, Ra'Shede	2011-13	Hawes, Alvin R.	1968-70
Forte, M. Maurice	1966-68	Gilmore Jr., Orville	1973-74	Hagemeister, Robert G.	1952-54	Hawkins, Harvey C.	1942
Foss, William C.	1950-52	Gilstad, Arthur	1920-21	Hagen, Philip R.	1967-69	Hawkinson, Arnold	1919
Fournier, Joseph O.	1912-13	Giovinetti, Mike	1993-95	Hagman, Jason	1997-98	Hawthorne, Ed.	1991-94
Fowles, Chris	1992-95	Givens Jr., Archie	1965	Hahn, Austin	2010-11	Hawthorne, Chris	2011-13
Foxworth, Kenneth C.	1977-78, '80	Gjere, Jimmy	2011	Haiden, Harold R.	1932-33	Haycraft, Kenneth C.	1926-28
Fralley, Justin	2001-04	Glanton, Paul	1972-74	Haines, Andrew W.	1964	Hayden, John F.	1886-89
Franck, George H.	1938-40	Glaze, Jalen	2020-21	Hairston, Brian Philip	1978	Haye, Damian	2002
Frank, Leonard	1910-11	Glenn, Kerry R.	1981-83	Hale, Charles S.	1891	Hayes, Isaac	2014-15
Frankberg, Mike (mgr.)	2004	Glickstein, Jacob	2011	Hale, Dennis C.	1966-68	Hayward, H.E.	1911-12
Fraser, F.G.	1920	Glime, Luke	1996-97	Halenkamp Jr., George L.	1946-47	Heath, Elbridge	1896
Fredenborg, Neil	1991-93	Glover, Fred S.	1898-99	Haley, James P.	1941	Heath, Rodney	1993-96
Frederickson, Loel D.	1942	Gmitro, Rudolph	1935-37	Hall, Justin	1997-00	Heath, Russ	1990-93
Freeman, Orville L.	1939	Goetz, Ron	1986-89	Hall, Thomas F.	1959-61	Heeb, Richard	1943
Freimuth, William I.	1933-34	Goldberg, Michael A.	1969-70	Hallstrom, Todd L.	1980-82	Heffelfinger, Mark	1946
French, Roger W.	1950-52	Goldberg, Steven	1972-74	Halvorson, Dale F.	1960	Heffelfinger, Walter "Pudge"	1886-87
Friberg, Douglas Edward	1976-78	Goode, John Paul	1886-88	Hamilton, Ben	1997-00	Heigland, Dale L.	1971-72
Fribley, Carl E.	1921	Goode, Ralph O.	1952-54	Hamilton, Paris	2004	Heid, James	1959
Frickey, Herman F.	1941-42, 46	Goodger, Drew	2011-14	Hamilton, Wallace E.	1914	Heidenreich, Douglas R.	1951
Fried, Gerald L.	1957-59	Gordon, James	2019-20	Hamm, Kevin J.	1969-71	Heifort, Ernie	2013
Frisbee, Robert M.	1960-61	Gorgos, Paul A.	1960	Hammel, Robert M.	1950	Hein, Herbert E.	1941-42, '46
Fritz, Eugene M.	1947-48	Gould, George P.	1937-39	Hammer, Jonathan E.	1967	Hein, Marvin G.	1947-48
Fron, Casey M.	1962	Gould, Octavius	1988	Hammond, Bruce	1957-58	Heinz, Edward	1953
Fruechte, Isaac	2012-14	Gousby, Aidan	2022	Hammond, George H.	1882-83	Helgeson, Gerald D.	1951-53
Frye, Vern	1954	Graef, Sarah (mgr.)	2000	Hammer, Thomas	1996-99	Henderson, Antoine	1997-99, '01
Fulgham, James N.	1964-65	Graffunder, Craig W.	1982-84	Handy-Holly, Ken	2017	Henderson, Austin	2020
Fuller, Vincent M.	1972-75	Graffunder, Craig W.	1982-84	Hanke, Carl C.	1918-19	Henderson, Kyle	2010-11
Fulton, James C.	1895-96	Graham, Christopher	1883-86	Hankinson, John H.	1964-65	Henderson, Melvin Thomas	1965
Furst, Joe F.	1923	Graham, Malcolm	1923-24	Hansen, Harlon C.	1915-16	Henderson, Raymond	2007
		Graham, Trevis	1997-00	Hansen, Ronald M.	1951-53	Henderson, Terrence L.	1981-82
		Graiziger, Robert A.	1942-45	Hanson, Dale W.	1938-40	Hendrickson, Craig	1989-90
		Grand, Max	2022	Hanson, Harold F.	1916	Hendrickson, Harry	1947-49
		Grandas, Brady	2006	Hanson, Harold W. "Hal"	1925-27	Hendrickson, L. Joe	1950-51
		Grant, Harry P. "Bud"	1946-49	Hanson, Paul J. (mgr.)	1959	Hendrickson, Scott	1990
		Grant, Kevin	1989-90	Hanson, V. Stanley	1935-36	Hennessy, Thomas	2006-08
		Grant, Ryan	2009-12	Hanzlik, Robert	1945	Henricksen, Dale H.	1973-74
		Granum, Robert C.	1943	Harbison, Jame	2013	Henry, Emmanuel E.	1981-82
		Grate, Tim	1996-98	Harden, Mike	1997-98		

## G

# ALL-TIME LETTERWINNERS

Henry, James G.....	1971-72	Hull, David V. (mgr.).....	1951	Johnson, Lloyd.....	1928-29	Kelly, Rhyland.....	2022
Henry, Jimmy.....	1998-01	Hulstrand, Anton.....	1926	Johnson, Maurice D. S.....	1934	Kemp, George M.....	1967-69
Henry, Michael.....	2010-13	Hultkrans, Joel C.....	1918	Johnson, Perry N.....	1915-16	Kemph, Steve.....	1996
Herbel, Brent.....	1986-88	Hultkranz, Randolph E.....	1922	Johnson, R. Laurence.....	1958-60	Kephart, Kenneth N.....	1973
Herbers, Jacob.....	2016-19	Humlaker Jr., Richard D.....	1969-70	Johnson, Richard J.....	1958-59	Kereakos, A. Steve.....	1961
Herbold, David E.....	1955-57	Humphries, William D.....	1979-82	Johnson, Robert Wesley.....	1936-38	Kern, Jack.....	2019
Herkenhoff, Luke.....	1995-97	Hunt Jr., Sam E.....	1935-36	Johnson, Roland.....	2012-13	Kersten, Wally T.....	1981
Herkenhoff, Matthew.....	1972-73	Hunt, Michael A.....	1975-77	Johnson, Ron.....	1998-01	Keschik, Dragan.....	2020-22
Herman, James E.....	1971-72	Hunter, Fred.....	1904	Johnson, Syrus H.....	1938-39	Kieft, Ko.....	2017-21
Hermann, Jerry A.....	1966	Hunter, Jackson.....	2022	Johnson, Tyler.....	2016-19	Kienholz, William S.....	1898-99
Herdndon, Tray.....	2007	Hunter, Juan.....	1992-94	Johnson, Tyler.....	2007	Kilbourne, Warren.....	1936-38
Hickox, Noah.....	2018-20	Hunter, Tony F.....	1981-84	Johnson, William E.....	1938-40	Killian, Charles T.....	1964-66
Hiestand, Peter.....	1994-95	Hutton, Lee.....	1996, '98	Johnson, William F.....	1942	Kimbell, Mike.....	1993-94
Higgins, Robert E.....	1941	Hutton, Logan.....	2012-14	Johnston, Lisle A.....	1908-10	Kimlinger, Jim (mgr.).....	1995
Hightower, Dean.....	2005-08	Hyde, Neil.....	1925-26	Johnston, Lyle A.....	1911	King, James.....	1988-90
Hill, Aaron.....	2010-13	Hypolite, Vincent.....	1992, '96	Joiner, Keswic.....	1990-91	King, John.....	1971-73
Hirschler, Joseph.....	1940-41	<b>I</b>		Jones, Delvin.....	1998-00	King, Ray Wallace.....	1935-37
Hitchcock, Raeborn B.....	1983-86	Ibrahim, Mohamed.....	2018-22	Jones, Dominic.....	2005-06	King Ronald A.....	1969-71
Hmielewski, Drew.....	2017	Ingalls, Arthur K.....	1897	Jones, Donovan.....	2013-14	King, Thomas R.....	1959-61
Hobbins, James R.....	1982-83	Irsfeld, James B.....	1902-03	Jones, Ed J.....	2006	King, Wayne Ernest.....	1967-68
Hoberg, Dwaine.....	1948	Irsfeld, James B.....	1902-03	Jones, Elvin.....	1998-00	Kingsley, Norman W.....	1916-18
Hobert, Robert.....	1954-56	Irving, Mar'Keise.....	2021	Jones, Ezell.....	1966-68	Kingsriter, Doug.....	1970-72
Hoefler, Doug.....	1992-93	Irwin, Scott.....	1971-73	Jones, Frank D.....	1885-86	Kirk, Paul E.....	1928-30
Hoefler, Royal.....	1929-30	Isakson, Gary.....	1988-90	Jones, Gerald D.....	1960-62	Kirklint, John W.....	1937
Hoel, J. Robert.....	1936-38	Ison, Justin.....	2001-03	Jones, John Lawrence.....	1973-74	Kirsky, Brandon.....	2008-11
Hoese, Jonathan.....	2007-10	Ittner, William F.....	1904-06	Jones, Marcus.....	2011-14	Kirkwood, Donnell.....	2010-14
Hoffman, John Durrell.....	1978-79	<b>J</b>		Jones, Michael R.....	1973, '75-76	Kirkland, Craig Jeffrey.....	1976-77
Hoffman, Sean.....	1997-00	Jackson, Dennis M.....	2020-22	Jones, Nick (Honorary).....	2005	Kirkland, Morgan.....	2002
Hoglin, Dennis M.....	1968	Jackson, Daniel.....	1987-90	Jones, Rob.....	1996	Kirsch, Jacob.....	2015
Hohensee, Michael L.....	1981-82	Jackson, Frank.....	1987-90	Jordan, Crawford.....	1994-97	Kispert, Merlin.....	1944-46
Hohman, Gary Edward.....	1969	Jackson, Javon.....	1994-96	Jordahl, Payton.....	2015-18	Kissell, Michael A.....	1945-46, '48
Holden, Chris.....	2003, '05	Jackson, Merrick.....	2016-17	Jordan, Frank W.....	1917-18	Kitzmann, Kent Louis.....	1976-78
Holen, Oscar M.....	1909	Jackson, Shaun.....	1994	Jorgans, Carl S.....	1896	Kjelland, Joe S.....	1907
Holker, Donald R.....	1946	Jackson, Terry II.....	2001-03	Joyner, Jah.....	2021-22	Kleber, Kelvin K.....	1955-57
Holland, Melvin.....	2015, '17	Jacobs, Anthony.....	2008-11	Joyner Jr., Larry.....	1983-86	Klefsaas, Kermit.....	1950
Hollimon, Bryson D.....	1976-77	Jacobs, Frank M.....	1981-82	Juenemann, Justin.....	2017	Kleischmidt, Florian A.....	1918
Holm, George O.....	1949-50	Jacobson, Kenneth W.....	1964	Juhl, Thomas P.....	1954-56	Klick, Florian.....	1936
Holmberg, Joseph L.....	1965-66	Jacoby, Jon R.....	1958	Juhl, William G.....	1944	Klick, Ronald C.....	1966-67
Holme, Melvin R.....	1951-53	Jacques, Eric.....	2011-12	Jukich, William R.....	1955-57	Klitzke, Matthew.....	2009-11
Holmes, Bruce.....	1983-86	Jakel, John.....	2006-07	Juneau, Timothy R.....	1984	Kloss, Bryan.....	2012
Holmes, Jay C. "Courtney".....	1984-85	James, Craig.....	2014-15	Just, Fred.....	1924-25	Kneen, Scott.....	1996-97
Holmes, Kevin.....	1993-94	James, Gregg.....	1995-96	Juster, Rubin J.....	1943-44	Knowlton, Warren C.....	1899-02
Holmes, Milfred B.....	1975-76	James, Jimmie J.....	1981-82	Justice, Joe.....	1994-95	Knudsen, Leslie R.....	1934
Holmgren, Walter L.....	1917	Jamnik, Joseph J.....	1938-40	<b>K</b>		Kocourek, Brian J.....	1975
Holmstrom, Richard P.....	1968	Janes, Max.....	2018	Kafka, Edward.....	1935-37	Koelffgen, Scott.....	1995
Holmstrom, Wallace.....	1941-42	Jaszewski, Floyd.....	1947-49	Kafka, Gerald.....	1944	Koeneke, Franz A.....	1954-55
Holt, Alan.....	1986-88	Jaye, Floyd R.....	1947-49	Kafo, Julien.....	2015-16	Kolliner, Robert E.....	1939-40
Holty, Ron.....	1993	Jefferies, Darnell.....	2022	Kain, Christine (mgr.).....	2000	Koski, Sulo O.....	1931-32
Holz, Gordon F.....	1951-54	Jelacic, Jon F.....	1955-57	Kaiser, Ray.....	1997	Kostka, Stanley C.....	1934
Honn Jr., Laron J.....	1945-46	Jelacic, Steven F.....	1960	Kalka, Wayne.....	1927-29	Krajnick, Chris.....	2010
Honza, George J.....	1970-72	Jenke, Preston.....	2019-20, '22	Kaliakmanis, Athan.....	2022	Kramer, Cole.....	2019, '21-22
Hook, Julian.....	1960-62	Jenke, Noel C.....	1966-68	Kaliakmanis, Dino.....	2022	Kramer, George.....	1945
Hopewell, Paul.....	1988-91	Jenkins, Kelvin Theodore.....	1979-81	Kallerup, Nick.....	2020-22	Kramer, Kent D.....	1964-65
Horning, Lee.....	1990	Jensen, Robert.....	1944	Kaminski, James B.....	1931	Kratovich, Andy.....	1990-93
Horton, Antonio.....	1981	Jesewitz, Todd.....	1993-95	Kaminski, William G.....	1925-27	Kratovich, Paul.....	1993-96
Horton, Charles J.....	1984	Jessen, Delbert.....	1966-68	Kanrath, Benji.....	2002-03	Krause, James W.....	1963-65
Horton, Tony (mgr.).....	1992	Jeusting, Herbert.....	1925-27	Kanzelski, Ronald C.....	1966-68	Kremer, James E.....	1993-05
Hosack, Aaron.....	2002-03	Johansen, Donald A.....	1950	Kartak, Zack.....	2004	Krezowski, Albin G.....	1930-32
Hoskins, Kristen.....	2022	Johnsen, Trygve.....	1917, '19, '21	Kasper, Robert E.....	1944-45	Krezowski, Dominic.....	1935-37
House, Robert C.....	1977	Johnson, Anthony Clark.....	1983-84	Kaufman, Dean.....	1990-92	Krohn, James Le.....	1964
Hovde, Frederick L.....	1927-28	Johnson, Antonio.....	2012-15	Kaufmann, Richard C.....	1952	Kroll, John Edward.....	1971-73
Howard, Glenn J.....	1979-81	Johnson, Arnie G.....	1943	Kauth, William W.....	1958-60	Kroll, Howard J.....	1931
Howard, Lungen Earl.....	1983-85	Johnson, Carl E.....	1898	Keeble, Jerry A.....	1983	Krueger, Thomas R.....	1949-50
Howard, Phillip.....	2017-21	Johnson, Cavonte.....	2015	Keene, Ralph K.....	1893	Kubes, Charles J.....	1950, '53-54
Howden, Jordan.....	2018-22	Johnson, Demetrus.....	2001-02	Kehl, Anthony J.....	1962	Kubes, Richard M.....	1954-55
Howell, Harold.....	2007	Johnson, Derek.....	1989-90	Kehe, Thomas M.....	1894-95	Kucek, Justin.....	2005-08
Hoyt, Charles C.....	1900-01	Johnson, Donald E.....	1947	Keise, Victor.....	2010-11	Kuduk, John V.....	1976, '79
Hoyt, William H.....	1887-88	Johnson, Donald L.....	1917	Keith, Alex.....	2012-15	Kuether, Donald O. (mgr.).....	1955
Hribar, Lloyd F.....	1931-32	Johnson, Edward H.....	1950	Keith, Charlton.....	2002	Kuklenski, Kirby Jude.....	1973-75
Hrycak, Terry.....	1986-87	Johnson, Eric T.....	1982	Keller, Kevin John.....	1972-73	Kula, Robert.....	1942
Hubbard, Frederick Adam.....	1908	Johnson, Frank.....	1947	Keller, Mark.....	1990	Kulbitski, John.....	1936-38
Hubbard, Ryan.....	1995-97	Johnson, Gary G.....	1950-53	Keller, Ryan.....	1998-00	Kulbitski, Victor J.....	1941-42, '44-45
Hudak, George W.....	1949-51	Johnson, Jack Lee.....	1978-79	Kelley, Richard G.....	1942	Kullas, Ronald.....	1975-76
Hudson, Otis.....	2006	Johnson, John W.....	1950	Kellin, Kevin R.....	1979-82	Kuppe, Jake.....	1999-02
Huff, Jacob.....	2015-18	Johnson, Johnny.....	2008-11	Kelly, Adam D.....	1983-85	Kurus, Michael.....	1994
Huff, Julian.....	2015-18	Johnson, Lawrence E.....	1926-28	Kelly, James D.....	1945	Kutcheid, John.....	1944-45
Hughes, Curtis III.....	2008-10	Johnson, Leland L.....	1939	Kelly, John D.....	1981-84	Kusisto, William.....	1938-40
Hughes, Kenneth B.....	1980	Johnson, Lisle.....	1909-10			Kuzma, Frank A.....	1937-39

# ALL-TIME LETTERWINNERS

Kuznia, Benjamin	2008-09
Kwapinski, Daniel	2000-03
Kyle, Jeffrey V.	1983
<b>L</b>	
Laakso, William L.	1966-68
LaBorde, Dick	1990
LaFans, Walter S.	1900-02
LaLiberte, Michael J.	1982
Lair, Eric	2008-11
Lammers, Jason	2004-05
Lampe, Ernest W.	1917-19
Lancello, Joseph F.	1977
Langenberg, George W.	1929
Langford, Ben	1993-96
Langpap, Howard C.	1943
Langum, Arvin N.	1949
Lantz, Michael	2019-20
Larkin, Arthur E.	1905-06
Larkin, George A.	1918, '21-22
Larsen, A. Merle	1938-39
Larson, Augustus T.	1891-95
Larson, Constant	1892-93
Larson, David A.	1976
Larson, Douglas E.	1920-21
Larson, Erik	1998-00
Larson, Frank G. "Butch"	1932-34
Larson, Gregory K.	1958-60
Larson, Richard A.	1955-57
Larson, Richard C.	1959-60
Last, Kenneth	1964-66
Laster, DeNiore	2014
Lauer, Ben	2013-15
Lauterbach, L. Joseph	1941-42
Lavaty, Thomas J.	1969-70
Lawing, John L.	1972-73
Lawler, Lawrence B. "Bee"	1913
Lawrence, Richard W.	1945, '48-49
Lawrence, Simon	2008-09
Layton, Arthur	1991
Leary, William C.	1890-92
LeCaptain, Derik	2019-22
Lechner, Edgar H.	1939-41, '43
Lee, Bobby D.	1967
Lee, Eric	2000
Lee, Richard H.	1943
Legania, Harold	2011-14
Lehan, Michael	1999-02
Leidner, Matt	2015-16
Leidner, Mitch	2013-16
Leksell, Russell E.	1929-30
LeMay, Daniel G.	1980
Lenkiewicz, Marek	2011-14
Lennon, J.J.	1986-89
Leslie, James C.	1964
Leverenz, Jon	1986-87, '89
Leversee, Richard M.	1943
Leverson, Luke	1996-99
Levine, Grayson	2011-14
Levine, Tony	1993-95
LeVoir, Marvin A.	1936-38
LeVoir, Vernal A. "Babe"	1933-35
Levy, Leonard B.	1939-41
Lewis, Christyn	2010-11
Lewis, Glenn M.	1979-80
Lewis, John	1991-92
Lewis, Martes	2022
Lewis, Robert	1993
Lidberg, Carl L. "Cully"	1923-24
Liggett, Robert B.	1902
Light, William G.	1969-71
Lilja, Roy	1942
LiiMatta, Dan	1987-89
Lilleberg, B. Jon	1981, '83-84
Lindblom, David F.	1956-57
Lindenberg, Cody	2020-22
Lindgren, Gordon F.	1951
Lindmeier, Paul	1949

Lindquist, John A. (mgr.)	1956
Lingen, Brandon	2014-17
Lipka, Keith	2003-05
LiSanti, Dan	1991-92, '94
Litman, Neil N.	1939-41
Litten, Charles W.	1966-68
Lloyd, Rhys	2003-04
Loechler, Thomas L.	1960-61
Loewen, Fred D.	1973-75
Lofquist, Kraig A.	1963-64
Logan, Sam	2003
Logan-Redding, Jalen	2020-22
Lohmiller, John M. "Chip"	1984-87
Lolar, Morris	1989
Long, Clair I.	1915-16
Long, James W.	1966
Long, Mike	1992-93
Loomis, Henry C.	1895-97
Loomis, John B.	1896
Losli, Mark	2002-05
Lossie, Robert A.	1943-44
Lothner, David C.	1960-62
Love, Davon	2007
Luce, Earl D.	1904
Luckemeyer, Dick	1942
Luckemeyer, Thomas L.	1975-77
Lueck, Adam	2010-11
Luger, Richard E.	1948
Lumpkin, Sean L.	1988-91
Lund, Francis L. "Pug"	1932-34
Lundeen, Ralph J.	1946
Lundeen, Stephen P.	1967-68
Lundeen, Vincent C.	1938-39
Lundgren, Stanley	1932-33
Lundin, John F.	1945, '48-49
Lundquist, John	1943-45
Lushine, James Anton	1940-41
Lutz, Richard D.	1945
Lynn, Jack	2013-16

<b>M</b>	
Maas, Dean A.	1954-56
Maas, Richard D.	1982
MacDonald, Hugh H.	1922-24
MacDougall, Kenneth H.	1930-31
Maciejowski, Michael	2008
MacKen, Gerald	2001
MacKinnon, George E.	1925-27
MacLeod, Thomas W.	1971-72
Madigan, James E.	1889-93
Madsen, Fred E.	1943-44
Maeder, Albert R.	1925, '27
Mafe, Boyle	2018-21
Malinowski, Joseph S.	1973
Maloney, Dennis M.	1970-72
Malosky, James S.	1947-49
Manders, Jack	1930-32
Mann, Arthur T.	1885, '87
Mann, Frederick M.	1887
Mann, Kenneth A. (mgr.)	1927
Mannion, Kevin	2006-08
Manuel, James	2010-13
Maples, Stewart J.	1965
Marcella, James Anthony	1978
Marchlewski, Frank C.	1962-64
Marquette, William A.	1944-45, '47
Mariucci, John P.	1937-39
Markert, Allan R.	1949-50
Marko, Lawrence J.	1979
Maroney, Laurence	2003-05
Marquesen, John L.	1969-71
Marshall, Dana X. (mgr.)	1960
Marshall, Robert "Bobby"	1904-06
Marston, Scott	1991
Martin, Doug	1986
Martin, Kamal	2016-19
Martin, William V.	1957
Martineau, Earl T.	1921-23

Martinez, Matt	1985
Maschhoff, Joe (mgr.)	1994
Mason, Eldon W.	1925
Mason, Michael J.	1972
Massey, Keith	2006
Matchan, George	1926-27
Matheny, William	1935-37
Mathews, John A.	1975-76
Mathews, Mark A.	1923-24
Mathys, Marty	1990-92
Matilus, Jephete	2012-14
Mattern, Joseph	1913
Matthews, Keith	2000, '02-03
Mattson, Hilding	1939
Matula, Terrance G.	1977
Mau, Eli	1922
May, Richard	2052
Mayall, Herhall J.	1886
Maye, Kj	2012-15
Mayer, Adam	2016
Mayer, Barry L.	1968-70
Mayer, Frank A.R.	1914, '16
Mayes, Connor	2014-16
Mayfield, Curtis W.	1969-71
Mays, Drinon	1990-93
Mays, Jermaine	1999-00, '02
McAfee, Edward S.	1932
McAlister, Ralph D.	1946-49
McAlmon, William	1912-13
McAvoy, Kyle	2014
McAvoy, Luke	2014
McCall, William A.	1977
McCarthy, Pat	2003-05
McClintock, Donald M.	1920
McClintock, Ken	1990-92
McCoey, Luther	2022
McCree, Charles	1985-88
McCree, John A.	1909
McCreery, Otis C.	1921-22
McCraby, Kobe	2016-17
McDonald, Andre	2012
McDonald, Bishop	2020-21
McEfresh, Logan	2017
McElroy, Mark	2003
McElroy, Philip J.	1952-54
McGarry, Collin	2009-11
McGarry, Robert	2004-07
McGeary, Clarence	1946
McGee, Albert Henry	1987
McGee, Carlos A.	1986
McGhee, Duke	2014-17
McGovern, James J.	1946
McGovern, John F.	1908-10
McGovern, Thomas M. (mgr.)	1967
McIntosh, Mark	2002-03
McKellon, Michael	2007-08
McKelvey, John	2015
McKenzie, Kyle	2002-05
McKinley, Cedric	2008-09
McKnight, Dajon	2008-11
McLaury, John	1920-21
McMahon, Michael W.	1954
McManus, Erin	1997
McManus, Phil	1944
McMenomy, Sean	1995
McMillan, William W.	1962
McMoore, Donald W.	1950
McMullen, Dwayne K.	1982-84
McNaboe, Ben	2019-20
McNair, William W.	1882-83
McNamara, Richard "Pinky"	1954-56
McNamara, Robert	1951-54
McNeil, Robert L.	1960-61
McNeil, Jack	1946
Meadowcroft, Arthur H.	1973-75
Meagher, Ira E. (mgr.)	1926
Mealey, Robert	1947-49
Mecklenburg, Karl B.	1981-82

Meeds, Alonzo D.	1886-87
Meighen, Joseph F.	1951-53
Meili, William F.	1925-26
Meinke, Jason	2007-08
Meisel, Todd	2005-07
Meissner, George A.	1959
Melander, Jon	1986-89
Melander, Rian	2002-03
Meichert, Gary W.	1958
Mernik, Joseph M.	1939-40
Merrill, Andy	2001
Merrill, E. Clinton	1921-23
Merrill Mark C.	1975-77
Mertes, Jack A.	1950-51
Mertz, Ron	1989-90
Meyer, Donald N.	1977-79
Mezera, Ben	1997-00
Mezzenga, Gabe	2013
Mia, Darryl C.	1979-80
Michals, Jon	1996-99
Michalski, Roger A.	1966
Midboe, Steve A.	1975-77
Middlebrooks, Willie	1998-00
Midler, Louis T.	1935-37
Miles, Eddie	1987-89
Miller, Brodie (mgr.)	2001
Miller Jr., Donald B.	1962
Miller, Monte	1957
Miller, Richard L.	1960
Miners, George A.	1918
Miska, Thomas (mgr.)	1952
Mitchell, Gerald M.	1948-50
Mitchell, L.S.	1922
Mitchell, Paul A.	1941-43
Mitchell, William J.	1882-83
Mobley, Will	2021
Mo, Michael D.	1980
Moe, Michael T.	1985
Moe, Thomas O.	1957-59
Moen, Barrett	2007-09
Molstad, Alfred G.	1907, '09
Moncreif, Hoyt	1943
Monroe, Joel	2005-08
Montgomery, Anthony	2002-05
Montgomery, Steven	2012-14
Moore, Dan	1996
Moore, Gary	2014, '16-18
Moore, Hadrian	1988
Moore, Jerald	1988-90
Moore, Mari	1995-98
Moore Jr., Mark M.	1939-40
Moore, Steven	2006-08
Moore, Tyler	2015-16
Moore, Wilbur	1936-38
Morell, Clifford	1910-11
Morgan, Lonnie T.	1965
Morgan, Robert L.	1970-72
Morgan, Tanner	2018-22
Mortko, Jeff W.	1983-84
Morris, Charles K.	1924
Morris, Henry S.	1887
Morrow, Jeff W.	1975-77
Morse, Guilford A.	1914
Morse, Matt	2017-18
Mortell, Peter	2012-15
Mortensen, Tony	2005-08
Mosko, Frank	1973-74
Moss, Brian	2005
Mottla, Zach	2011-12
Moudry, Frank W.	1914
Moulton, Malcolm	2011
Mourer, Kenneth R.	1969
Moyle, Ted D.	1921
Mudd, Roland L.	1961
Mueller, Douglas P.	1984-87
Mueller, George F.	1900-01
Muir, William C.	1890, '92-93
Mulholland, David K.	1959-61

# ALL-TIME LETTERWINNERS

Mulholland, Steven D.....	1982	Ohde, Walter R.....	1933	Peterson, Eric A.....	1980	Ramerth, Michael J.....	1974
Mullaney, Mark.....	2005	Ohlgren, Earl A.....	1937-39	Peterson, J. Todd.....	1979-82	Ramey, Deryl L.....	1965
Mullen, Scott J.....	1968-70	Ohlsen, W.J.....	1930	Peterson, Larry J.....	1963-64	Ramlet, Dave.....	2013-14
Mulligan, D. Gregory.....	1983, '85	Ohnstad, John C.....	1891	Peterson, Lloyd W.....	1922-24	Ramseth, Paul R.....	1962-63
Mullin, Thomas A.....	1971	Oja, Bert A.....	1928-29	Peterson, Nick.....	1992	Randall, Todd M.....	1971-73
Mulready, John.....	1941-42	Oja, Brent (mgr.).....	2004	Peterson, Richard W.....	1965-67	Rankin, Lee N.....	1969-71
Mulvena, John J.....	1959-61	Oliver, Braelen.....	2018-19, '21-22	Peterson, Russell C.....	1962	Rapko, Michael.....	1943
Mulvey, Arthur.....	1925-26	Olsen, Steve J.....	1974-75	Peterson, William S.....	1943	Rappana, Dale W.....	1944-45
Munding, Richard.....	1949-51	Olson, Bruce G.....	1981	Pettibone, George T.....	1894-95	Rasmussen, Luke.....	2016
Mundy, James H.....	1914	Olson, Charles L. (mgr.).....	1961	Pettijohn, Lyle L.....	1908-09	Rasmussen, Randy R.....	1980-83
Munn, Clarence L. "Biggie".....	1929-31	Olson, Conner.....	2017-21	Pharmer, Arthur.....	1927-29	Rasmussen, Robert F.....	1955-57
Munsey, William.....	1960-62	Olson, Cyril S.....	1921	Phillipe, James.....	1957	Rau, Jerome E.....	1952-54
Murdock, Jason.....	1995	Olson, Donald A.....	1950	Phillips, John W.....	1919	Rauh, Mathew L.....	1968
Murphy, Gregory V.....	1983	Olson, Edward C.....	1980-82	Pickering, Perry.....	1986	Raveling, Ronald.....	1950-51
Murphy, Tom J.....	1978-79	Olson, Edward Jr.....	2010-13	Pickering, Sam.....	2022	Rawlings, Josh.....	1997-99
Murray, Eric.....	2012-15	Olson, Ralph C.....	1941	Pickering, Earle T.....	1909-11	Raymond, Arthur C. "Bugs".....	1912
Murray, Steve.....	2001	Olson, Ralph O.....	1921	Piel, Michael F.....	1983	Rechtin, Dan A.....	1984-87
Murrell, John H.....	1925	Olson, Tommy.....	2011-14	Piepkorn, Aaron.....	1989-92	Redding, Quentin.....	2022
Murtha, Gregory T.....	1978-79	Olsonoski, Lawrence R.....	1945-47	Pihstrom, Mike.....	1988	Redman, Chad.....	2001-02
Myers, David I.....	1956	Omnen, Bruce (mgr.).....	1990	Pillsbury, Alfred F.....	1886-93	Redmon, Tellis.....	1999-01
Myre, Charles.....	1938-39	Onwuachi, Derrick.....	2007-09	Pinckney, Nyles.....	2021	Reed, Dwight T.....	1935-37
Myrick, Jalen.....	2013-16	Orgas, Frederick A.....	1979-82	Pinkston, Robert L. "Rob".....	1984	Reed, Melville E.....	1882-85
Myrum, George B.....	1921-22	Orman, Michael T.....	1964	Pinnix, Amir.....	2004-07	Reed, Richard D.....	1983-85
<b>N</b>		Orsenke, Dan.....	2010-11	Pirsig, Jonah.....	2013-16	Reed, Russell J.....	1951
Naddy, Kevin W.....	1975-76	Orton, Ryan.....	2008-11	Pittman, David.....	2008-09	Reem, Matthew.....	1992, '94-95
Nagurski, Bronislav "Bronko".....	1927-29	Osei, Asteim.....	1998-99, '01	Plankers, A.F.....	1908	Reese, James E.....	1957-58
Najarjan, Peter M.....	1982-85	Oseland, Quinn.....	2016-18	Plath, Roger W.....	1975	Reese, Mario.....	2003-06
Narcisse, Roderick.....	1992	Osmundson, Arnold J.....	1957-59	Pisek, Lincoln.....	2012-14	Reeves, Spencer.....	2009-12
Nash, George A.....	1937-38	Oss, Arnold C.....	1919-21	Plunkett, Warren F.....	1940-41	Reger, Will.....	2017
Nando-Lay, Robert.....	2014-15	Oster, Alton.....	1928	Politano, Stephen R.....	1971-72	Register, Hunter.....	2017
Neils, Steven L.....	1971-73	Oster, Fred.....	1922-23	Pollard, Donald.....	1985-86	Regnier, Pierre M.....	1919-20
Nelson, Avernial E.....	1949	Ostrom, Aaron.....	1992-94	Pooch, Cody.....	2015-17	Reid, Alan D.....	1982-83
Nelson, Curtis E.....	1969	Ostrand, Peter M.....	1908-09	Poole, Curtese.....	1998-00	Reid, Anthony.....	1984
Nelson, Devin.....	2012	Ostrom, George E.....	1912-13	Posthumus, Jarod.....	2003-05	Reid, Darrell.....	2001-04
Nelson, Earl W.....	1930-31	Otomewo, Esezí.....	2018-21	Potts, Trey.....	2019-22	Reid, Michael.....	1963-64
Nelson, Greg.....	1994-97	Otto, George B.....	1898-99	Potvin, Richard.....	1934	Reisen, Gary H.....	1964-66
Nelson, James B.....	1941-42	Otte, Craig.....	1985-87	Powell, Larry D.....	1973	Reishon, Robert P.....	1929-30
Nelson, Malcolm L.....	1983-84	Ouren Jr., Marvin G. (mgr.).....	1950	Powers, Daniel P.....	1960	Reilly, Troy.....	2006-07
Nelson, Marshall R.....	1940	Owens, Brandon.....	2004-05	Powers, Harry W.....	1909, '11	Reinhardt, Thomas.....	1943-45
Nelson, Philip.....	2012-13	<b>P</b>		Prairie, William W.....	1980	Rennebom, Dale H.....	1933-35
Newsom, O. Jerome.....	1964-66	Pafrath, Robert W.....	1938-40	Prawdzik, Robert R.....	1960-62	Renner, Sam.....	2017-19
Ngekia, Sahr.....	2013	Page, Jr., Leroy Albert.....	1898-01	Prescott, Scott.....	1950-52	Rennix, George.....	1934-35
Nicholson, Mike.....	2002-05	Pahula, Anthony J.....	1967-69	Pribly, Thomas E.....	1971	Renzi, Ronald P.....	1982
Nickerson, Fred W.....	1886	Palmer, Loren L.....	1943	Pribly, Walter D.....	1968-69	Rhem, Steve.....	1989
Nicolin, Claude.....	1897-98	Paquette, Francis J.....	1968	Pride, John D.....	1974-75	Rhoda, Conor.....	2016-17
Niles, Oliver J.....	1883-85	Paquette, Patrick J.....	1977-78	Prigge, Brad.....	1997-99	Rhodus, Steve.....	1985-87
Nixon, David H.....	1967-69	Parent, Kenneth T.....	1945	Proffitt, William E.....	1932-34	Rhoney, Ernest (video ass't).....	1995
Nixon, Paul.....	2001-03	Park, Jack H.....	1960-61	Prudden, Peter.....	2000-03	Richard, Antoine.....	1995-98
Noel, Dana E.....	1978-80	Parkyn, Herbert A.....	1894-95	Pryor, Michael K.....	1983-85	Richardson, Roselle.....	1986-87
Nolan, Mathew.....	1944	Parry, Herbert A.....	1894-95	Puchtel, Scott K.....	1974-75	Richardson, Steven.....	2014-17
Nolan, Will R.....	1920	Parry, Ivan A.....	1895-95, '98	Puk, David E.....	1982-85	Richmond, Johnathan.....	2001-04
Nolander, David E.....	1975	Parson, Ray A.....	1968-69	Puk, Steven W.....	1984	Richter, Logan.....	2019-22
Nolander, Donald A.....	1940-42	Paschka, Gordon.....	1939-41	Pukema, Helge E.....	1939-41	Richter, Sam.....	1988
Nomellini, Leo J.....	1946-49	Patttee, Richard S.....	1903	Pulkabek, Leslie L.....	1928-29	Ricker, Max W.....	1904
Nord, Fred.....	1962-64	Patterson, Eugene L.....	1890-92	Pullens, Glenn B.....	1947-48	Riddell, Donald.....	1927
Norton, Jeff.....	2001	Patterson, Tony.....	2000-03	Pulver, Dale E.....	1945	Riebeth, Clinton E.....	1929-30
Novak-Goar, Connor.....	2019	Paulson, Craig A.....	1982-84	Pung, Joseph E.....	1962	Riley, Karon.....	1999-00
Nubin, Jordan.....	2022	Paulson, Jake.....	2018-20	Purcell, Logan.....	2022	Riley, Samuel A.....	1935-36
Nubin, Tyler.....	2019-22	Pawielski, John.....	2002-05	Purmort, John G.....	1954	Riley, Thomas M.....	1939-40
Nuessle, Albert G.....	1903-04	Payne, Logan.....	2004-06	Pylatiuk, Greg E.....	1982	Rindels, Ryan.....	1996-99
Nydhaj, Malvin.....	1926-28	Pearson, Nate.....	1996	<b>Q</b>		Ring, Harvey.....	1935-36
Nygren, Jeff.....	1968-69	Pearson, Prince.....	1991-92	Quinn, Joseph.....	2001-03	Ring, Rolland J.....	1941
Nystrom, Dan.....	1999-02	Peaslee, Verne F.....	1930	Quinn, Kenneth B.....	1971	Ringer, Charles Judd.....	1940-41, '45
<b>O</b>		Pedersen, Win C.....	1937-39	Quinn, Albert J.....	1914-15	Rios, Chuck.....	1990-91, '93-94
O'Bradovich, Michael J.....	1942	Pelletier, Gerald W.....	1961-63	Quist, Dale.....	1952-54	Roalstad, Douglas J.....	1968
O'Brien, Casey.....	2019-20	Pelphrey, Randall Paul.....	1983-86	<b>R</b>		Robb, Michael S.....	1979-82
O'Brien, Henry.....	1903	Penn, Ed.....	1985, '87	Rabe, John.....	2011-12	Robbins, Thomas M.....	1958-60
O'Brien, James J.....	1969-70	Penovich, Kent.....	1980	Rabel, Gene W.....	1963	Robertson, Lynn.....	1912-13
O'Brien, John J.....	1925-26	Peplaw, Robert.....	1924-26	Rackley, Derek.....	1996-99	Robinson, Bradbury N.....	1931-32
O'Brien, Patrick.....	1991, '93-94	Pepper, Michael A.....	1978-81	Rader, Luke.....	1943	Robinson, Charles J.....	1910-11
O'Hara, Les.....	1987-90	Perault, James A.....	1961	Rademacher, Walter M.....	1907-09	Robinson, Horace R.....	1889-90
Odegard, Dean H.....	1958-60	Perfetti, Michael W.....	1970-71	Rahn Jr., Andrew D.....	1929	Robinson, Malcolm.....	2019
Odegson, Urban L.....	1939-41	Perkins, James H.....	1975-76	Rajala, John O.....	1963-65	Robinson, Wayne.....	1949-51
Oech, George F.....	1905	Perko, John.....	1942	Rajala, Randolph R.....	1967	Rodgers, Fred.....	1996-99
Oech, Vernon M.....	1934-35	Perkovich, John P.....	1961-62	Rallis, Michael.....	2008, '10-12	Roedel, Donald J.....	1950
Oen, Roy J.....	1931-33	Perry, Ben.....	2011-14	Rallis, Nick.....	2013, '15-16	Roetman, Robert.....	1947-48
		Perry, Andy.....	1998-99			Rog, Frank J.....	1953
		Petersen, Melvin J.....	1939			Rogers, Ace.....	2015-16

# ALL-TIME LETTERWINNERS

Rogers, Edward L. .... 1901-03  
 Rogers, George C. .... 1898-99  
 Rogers, James F. .... 1958-60  
 Rogers, Robert ..... 1991-93  
 Rogind, Paul C. .... 1976-79  
 Rognlie, Myron D. .... 1962-64  
 Roller, William ..... 1984  
 Rollit, C. Manning ..... 1922-23  
 Ronan, James J. .... 1976-78  
 Ronning, John D. .... 1932-34  
 Rooney, Patrick ..... 1945  
 Roos, Douglas C. .... 1918-19, '21  
 Rork, Allen W. .... 1936-38  
 Rork, Whitman H. .... 1934-36  
 Roscoe, George E. .... 1933-35  
 Rosen, Donald B. .... 1963-65  
 Rosenfield, Joseph H. .... 1970  
 Rosenthal, Boleslaus ..... 1912-14  
 Rosenwald, John P. .... 1908  
 Rosenwald, Reuben M. .... 1909-11  
 Rosga, Jeff ..... 1991-93  
 Ross, Marvell D. .... 1981  
 Ross, Walter ..... 1981  
 Rossman, Edward P. .... 1955  
 Rossman, Grant B. .... 1888-91  
 Roth, Ryan ..... 1998-01  
 Royston, Kim ..... 2009-11  
 Ruben, Edmond R. .... 1919-20  
 Ruckdashel, Ryan ..... 2006-09  
 Rucker, Dale M. .... 1965  
 Rucker, Micah ..... 2005  
 Rude, Theodore A. .... 1960-61  
 Rudolph, Paul ..... 1972  
 Runkle, Robert G. .... 1945  
 Ruschmeyer, Axel ..... 2019-22  
 Ruschmeyer, Jackson ..... 2022  
 Rush, Thomas ..... 2018-22  
 Russ, Dyron ..... 1997-99  
 Russell, Gary ..... 2004  
 Rutford, Robert H. .... 1952-53  
 Ruttger Jr., Max J. .... 1941  
 Ryan, Dennis ..... 1985  
 Ryan, William T. .... 1950-51  
 Ryerse, Grant ..... 2019

**S**  
 Sadek Jr., Robert W. .... 1963  
 Sadek, Brett M. .... 1983-84  
 Safford, Orren E. .... 1905-06, '08  
 Sakal, Thomas J. .... 1965-67  
 Salamon, Shady ..... 2008-11  
 Salas, Omar ..... 1994  
 Salem, Joseph N. .... 1958-60  
 Salem, Timothy C. .... 1980  
 Salmen, Kevin ..... 2005  
 Sanborn, Courtland ..... 1905  
 Sandberg, Robert ..... 1942-46  
 Sanders, Charles A. .... 1966-67  
 Sanders, Robert L. .... 1942  
 Santaga, Johnny ..... 2019  
 Santos, Ryan ..... 2014-17  
 Sapp III, Benny ..... 2018-19  
 Sapp, Thomas R. .... 1978  
 Sardinha, E.J. .... 2015  
 Sassack, Kyle ..... 2018  
 Sartin, Simpson ..... 1991  
 Sauer, Craig ..... 1993-95  
 Sausen, William B. .... 1964  
 Sauter, Cory ..... 1995-97  
 Sawyer, Emmons W. .... 1912-13  
 Scandrett, Henry A. "Buzz" ..... 1896-99  
 Scarver, Noah ..... 2015  
 Schacht, Fred ..... 1901-03  
 Schad, Keonte ..... 2019-20  
 Schade, Tim ..... 1993-94  
 Schaffner, Scott ..... 1988-90  
 Schain, George A. .... 1909  
 Scheer, Stuart E. .... 1943

Scheuer, Clayton P. Jr. .... 1970-72  
 Schjoll, Carl ..... 1922-23  
 Schlecht, John ..... 1998-00  
 Schlichting, Jack C. .... 1981  
 Schlueter, Sam ..... 2017-21  
 Schmidt, Robert M. .... 1955-57  
 Schmitt, Laurence D. .... 1952-53  
 Schmitz, Arthur Frank ..... 1944  
 Schmitz, B.J. .... 1918  
 Schmitz, John Michael ..... 2018-22  
 Schoenfelder, Bailey ..... 2017-19  
 Scholes, Harry J. .... 1914  
 Schroeder, Alfred C. .... 1917  
 Schoen, John ..... 1947-50  
 Schroeder, Wyatt ..... 2022  
 Schuh, Jeffrey J. .... 1979-80  
 Schuknecht, John R. .... 1905-07  
 Schultz, Charles W. .... 1936-38  
 Schultz, Dominic ..... 2013-14  
 Schulz, Kenneth C. .... 1956-58  
 Schultz, Robert L. .... 1955-57  
 Schuster, Jacob ..... 2022  
 Schutte, Clarence ..... 1924  
 Schwanz, Milton Jan. .... 1973  
 Schwartz, Hayden ..... 2022  
 Schwen, Darell H. .... 1977-79  
 Schwerman, David ..... 2010-12  
 Scruggs, Craig ..... 1995-98  
 Seebre, Kenneth ..... 1990-92  
 Seidel, Glen E. .... 1933-35  
 Seitz, Richard R. .... 1965-66  
 Selleck, Jeffrey R. .... 1972-74  
 Selmer Jr., Carl F. .... 1944  
 Selvestra, John ..... 1988-90  
 Serie, Thomas A. .... 1984  
 Settembrino, Albert ..... 1991  
 Setterstrom, Mark ..... 2002-05  
 Shabazz, Martez ..... 2012-13  
 Sharp, Jay B. .... 1962-63  
 Sharpe, Rex ..... 2008-09  
 Shaughnessy, Clark D. .... 1912-13  
 Shaw, Karter ..... 2021-22  
 Shearer, James E. .... 1939-40  
 Sheffert, Mark ..... 1964  
 Sheldon, Matt ..... 1991  
 Shelter, Jerome J. .... 1957-59  
 Shenault, Antonio ..... 2015-18  
 Shepley, Charles R. .... 1897-99  
 Shereis, Marcus ..... 2006-09  
 Shereis, Michael ..... 2004-07  
 Sheridan, Farrell M. .... 1971-72  
 Shevlin, John ..... 2004-07  
 Shidell, Steve ..... 2005-07  
 Shoemaker, Dave ..... 1989  
 Shoff, Gregory L. .... 1973-74, '76  
 Shortell, Max ..... 2011  
 Sikes, George C. .... 1889-92  
 Sikiich, Rudolph ..... 1941-44  
 Silianoff, Mark S. .... 1975  
 Silianoff, Steve R. .... 1946-47  
 Silovich, Joe ..... 1942  
 Silver, Royal ..... 2018  
 Simmons, J. Terrence ..... 1977-79  
 Simmons, Jack ..... 2006-08  
 Simmons, Kenneth G. .... 1949  
 Simmons, Trayce ..... 2008-09  
 Simon, Thomas C. .... 1969  
 Simons, Keith M. .... 1972-74  
 Simonson, Dave ..... 1973  
 Simpson, Antoine ..... 1994  
 Simpson, Leston ..... 2010  
 Sims, Dominique ..... 2001-04  
 Sims, William M. .... 1973-76  
 Sinclair, Gilbert S. .... 1914-16  
 Singletary, Marcus ..... 2009  
 Sixta, Norman G. .... 1955-58  
 Skandel, Lyle D. .... 1960  
 Skjei, Stanton J. .... 1963-64

Skogerboe, Trevor (mgr.) ..... 2022  
 Skrien, David A. .... 1948-50  
 Slater, Mark William ..... 1974-77  
 Small, Donovan O. .... 1983-86  
 Small, Eric ..... 2007-09  
 Smith ..... 1906  
 Smith, Anthony ..... 2022  
 Smith, Arthur ..... 2000  
 Smith, Arthur M. .... 1896-98  
 Smith, B. Willis ..... 1934-35  
 Smith, Brian ..... 2003-04  
 Smith, Brodrick ..... 2008  
 Smith, Bruce ..... 1939-41  
 Smith, Chris ..... 1994  
 Smith, Daniel D. "Big" ..... 1903-05  
 Smith, Frank J. .... 1882-83  
 Smith, Frank R. .... 1882-85  
 Smith, George W. .... 1896  
 Smith, Gregg A. .... 1980  
 Smith, Jeffrey H. .... 1974-75  
 Smith, Judd ..... 2006  
 Smith, Kenneth H. .... 1909  
 Smith, Lucius A. .... 1910-11  
 Smith, Mark ..... 1990-92  
 Smith, O.J. .... 2018  
 Smith, Paul S. .... 1900, '02  
 Smith, Perry D. .... 1953  
 Smith, Richard H. .... 1933-35  
 Smith, Robert A. .... 1939-41  
 Smith, Robert T. .... 1953-54  
 Smith, Rodney ..... 2015-19  
 Smith, Ronald T. .... 1953  
 Smith, Rufus ..... 1995-98  
 Smith, Terrell ..... 2018-22  
 Smith Jr., Thomas A. .... 1979  
 Smrekar, Thomas J. .... 1963  
 Snodgrass, Jeffrey A. .... 1980  
 Snyder, Brian L. .... 1976-78  
 Snyder, Clark L. .... 1936  
 Snyder, Fred A. .... 1906  
 Socha, Tim ..... 1995-98  
 Solem, Oscar M. .... 1912  
 Solheim, Robert A. .... 1942  
 Solon, Lorin ..... 1913-15  
 Soltau, Gordon ..... 1946-49  
 Soltau, James R. .... 1952-54  
 Soltis, Robert L. .... 1956-58  
 Somers, John Peter ..... 1929-31  
 Sonnenfeld, Randall C. .... 1978-80  
 Sori-Marin, Mariano ..... 2018-22  
 Southworth, Walter N. .... 1893-94  
 Spadaccini, Victor ..... 1935-37  
 Spaeth, Matt ..... 2003-06  
 Spann-Ford, Brevyn ..... 2018-22  
 Sprafka, Joseph M. .... 1915-16  
 Spry II, Ralph ..... 2007  
 St-Juste, Benjamin ..... 2019-20  
 Staats, Joel ..... 1988-91  
 Staebler, Jon R. .... 1964-66  
 Stammschror, Charles J. .... 1952-54  
 Stammschror, Jon R. .... 1964  
 Stapp, Ryan ..... 2022  
 Starks, Alex ..... 2016  
 Starks, Kevin M. .... 1983-85  
 Start, Sampson S. .... 1888, '90  
 Staten, Randolph W. .... 1964-65  
 Steib, Desi ..... 2006-07  
 Steidl, Michael E. .... 1971-73  
 Stein, Lloyd W. .... 1930-31  
 Stein, Martin A. .... 1977-79  
 Stein Robert A. .... 1966-68  
 Steinbauer, Edward E. .... 1938-40  
 Steltner, Andrew ..... 2014-17  
 Stenzel, Eric ..... 2000  
 Stenzel, Tyrone ..... 1989  
 Stepanek, Joseph P. .... 1984-85  
 Stephens, Mac ..... 1986-89  
 Stephens, Ray ..... 1967-68

Stephens, Sandy ..... 1959-61  
 Stephenson, Matthew ..... 2020  
 Stephenson, Scott ..... 2002-03  
 Stevens, Lewis C. .... 1909-11  
 Stevenson, Larry E. .... 1969  
 Stewart, Earl W. .... 1909  
 Stewart, Steve A. .... 1975-77  
 Stewart, Terry ..... 1986  
 Still, Rashad ..... 2015-17  
 Stogdill, Chris ..... 1991  
 Stolon, Keith H. .... 1948-50  
 Stoll, Calvin C. .... 1949  
 Stommes, Matthew ..... 2007-09  
 Stoudemire, Troy Jr. .... 2008-10, '12  
 Stout, Todd R. .... 1982  
 Stout, W. Oakley ..... 1893, '95  
 Strain, Shane ..... 1988-89  
 Straiton, J. Howard ..... 1940-41  
 Strand, Leif R. .... 1926  
 Strathern, Moses L. .... 1901-04  
 Strazzanti, Alex ..... 2019  
 Stream, Leonard W. .... 1964  
 Streiff, Scott ..... 1986-87, '89  
 Streveler, Chris ..... 2014-15  
 Striggow, Danny ..... 2020-22  
 Stroessner, Todd (mgr.) ..... 1981  
 Strong, Harlan B. .... 1928  
 Strong, Paul ..... 1988  
 Stroup, Robert L. .... 1981-82  
 Stuhlman, Jack L. .... 1947  
 Sturdevant, Jack ..... 1948  
 Sudler, Robert A. .... 1983-84  
 Suess, Bryan ..... 1986  
 Sullivan, Austin ..... 2022  
 Sullivan, Gordon A. .... 1945  
 Sullivan, Michael J. .... 1951-53  
 Sunde, Mill ..... 1961-63  
 Sundin, John R. .... 1949-50  
 Suneson, Bruce A. .... 1966  
 Sunvold, Mike ..... 1987-90  
 Surgers, Lorenza ..... 2022  
 Sutton, Matthew A. .... 1944  
 Sutton, Phillip ..... 1982  
 Svendsen Jr., George P. .... 1933-34  
 Svendsen, B.N. (Mike) ..... 1956-58  
 Svendsen, Carl G. .... 1935-36  
 Sveum, Patrick ..... 2010-11  
 Swaggert, Tyson ..... 2004-06  
 Swanbeck, Herbert ..... 1923-24  
 Swanson, Donald E. .... 1951-54  
 Swanson, Charles ..... 1951  
 Swartz, Sam J. .... 1930-32  
 Sweiger, Robert M. .... 1939-41  
 Swenson, Calvin ..... 2017-21  
 Sykora, David ..... 1999  
 Sytsma, Stan A. .... 1976-78

**T**  
 Tallman, James ..... 1996  
 Tangen, Mark ..... 1993-96  
 Tanner, Robert E. .... 1927-29  
 Tapeh, Thomas ..... 2000-03  
 Tarbutt, Michael ..... 2019  
 Tasche, Henry R. .... 1968-69  
 Tavale, Nedward ..... 2006-08  
 Taylor, Kevin ..... 1982-83  
 Taylor, Rob (mgr.) ..... 1995  
 Taylor, Moses ..... 1992-94  
 Teague, Jamaal ..... 2018-19  
 Teberg, L. E. .... 1920-21  
 Teeter, Allen M. .... 1929-31  
 Teigen, Martin ..... 1985-96  
 Teigen, Wayne ..... 1961-62  
 Telfor, Robin K. .... 1959-61  
 Tengler, Carl R. .... 1932-33  
 Tenhoff, Charles J. .... 1915  
 Tenner, Robert ..... 1932-34  
 Terry, Matt (mgr.) ..... 2000

# ALL-TIME LETTERWINNERS

Tessier, Scott D. .... 1981, '83-84  
 Thaddies, Andre ..... 1988-90  
 Thelwell, Ryan ..... 1994-96  
 Theret, Kyle ..... 2007-10  
 Thiele, Stanley W. .... 1946-48, '50  
 Thomas, Curtis ..... 2007  
 Thomas, David E. .... 1942  
 Thomas, Jay ..... 2006-09  
 Thomas, Kiondre ..... 2017-19  
 Thomas, Ky ..... 2021  
 Thomas, Miles ..... 2014-15  
 Thomas, Virgil E. .... 1980  
 Thome, Chris ..... 1988-90  
 Thome, Rick ..... 1992-94  
 Thompson, Clarence "Tuffy" ..... 1935-36  
 Thompson, Cedric ..... 2011-14  
 Thompson, Darrell ..... 1986-89  
 Thompson, Jeffrey F. .... 1977-79  
 Thompson, John D. .... 1969-70  
 Thompson, Robert L. .... 1949-51  
 Thompson, Seth ..... 2006  
 Thompson, Stephen T. .... 1968-70  
 Thompson, Steven K. .... 1983-84  
 Thompson, William ..... 1889  
 Thorman, Ryan ..... 2000  
 Thorp, Walton W. .... 1901-04  
 Tierney, Festus ..... 1919-21  
 Triff, Floyd J. .... 1899  
 Timm, Leroy C. .... 1928-29, '31  
 Timms, Yoshoub ..... 2013, '15-16  
 Tingelhoff, Pat ..... 1988-90  
 Tinsley, Gary ..... 2008-11  
 Tobin, Paul H. .... 1911-12  
 Tobin, Steve A. .... 1975-76, '78-79  
 Tollerson, Paul H. .... 1970-71  
 Tollerson, Russell I. .... 1912-13  
 Tomasek, Anthony ..... 1919  
 Tonn, Mark R. .... 1979  
 Tonnenaker, F. Clayton ..... 1946-49  
 Touissant, Mackenzy ..... 2000  
 Tow-Arnett, Jeffrey ..... 2007-09  
 Tow-Arnett, Nathan ..... 2012  
 Tow-Arnett, Nick ..... 2007-09  
 Townley III, John L. .... 1941  
 Townley Jr., John L. "Jack" ..... 1914, '16  
 Trampe, Raymond G. .... 1935  
 Trask, Birney E. .... 1886-89  
 Travis, Damarius ..... 2012-14, '16  
 Trawick, Leon A. .... 1967  
 Trench, Martin E. .... 1888  
 Trestrman, Marc Marlyn ..... 1974-75  
 Trickett, Matthew ..... 2021-22  
 Trip, Trint ..... 1986-88  
 Triplett, Nathan ..... 2007-09  
 Turek, Terry J. .... 1981  
 Turnaquist, Robert D. .... 1944  
 Turnquist, Axel A. .... 1915  
 Tuszka, Rhody P. .... 1955-57  
 Tuszynski, Louis ..... 2015  
 Tuttle, George K. .... 1925-26  
 Twedell, Francis ..... 1936-39  
 Twest, Henry C. .... 1900  
 Tyree, Richard L. .... 1970

## U

Ubl, Myron G. .... 1931  
 Ukkelberg, Edgar W. .... 1926-28  
 Ukkelberg, Erie Edgard ..... 1954-55  
 Ukkelberg, Ross ..... 1986-88  
 Umlor, Nate ..... 2017-18  
 Undersander, Chris (mgr.) ..... 2004  
 Upchurch, Danny ..... 2002  
 Upchurch, Richard ..... 1973-74  
 Uram, Andrew ..... 1935-37  
 Ustruck, Jerry ..... 1946  
 Utecht, Ben ..... 2000-03  
 U'u, Logan ..... 2008

## V

Vail, James B. .... 1918  
 Valentine, Justin ..... 2004-07  
 Van Campen, Charles H. .... 1893-94  
 Van Dyne, Harry ..... 2019  
 Van Every, Harold ..... 1937-39  
 Van Nest, Leland S. .... 1916  
 Van Valkenburg, Harry J. .... 1900, '02  
 Vance, Bradley ..... 2001-02  
 VanderWoude, Mark B. .... 1984  
 VanDeStegg, Willie ..... 2005-08  
 VanDeWalker, Bruce ..... 1964-65  
 VanDusen, Richard C. .... 1944-45  
 VanDuzee, Everett N. .... 1924-25  
 Vant Hull, Fred ..... 1939-40  
 Veit, Andrew ..... 1990-93  
 Varco, Albert Raymond ..... 1904  
 Veldman, Robert W. .... 1970-72  
 Venturine, Ryan ..... 1996-98  
 Vereen, Brock ..... 2010-13  
 Versich, Collin L. .... 1962  
 Vertin, David ..... 1991-94  
 Vevea, Zach ..... 1998-01  
 Vidal, James ..... 1909  
 Vigil, Joseph T. .... 1983  
 Vita, Theodore ..... 1904-06  
 Vojvodich, Michael ..... 2020  
 Volkman, Richard J. .... 1973  
 Von Behren, Theron ..... 1998  
 VonSchlegell, Victor ..... 1898  
 Vonderhaar, Mark R. .... 1981-82

## W

Wagner, Thomas R. .... 1959  
 Wagner, William ..... 1885-86  
 Waldorn Jr., Hicks B. .... 1943  
 Walker, Brock ..... 2019-20  
 Walker, Clinton L. .... 1896  
 Walker, DeWayne M. .... 1981  
 Walker, James C. .... 1909-10  
 Walker, Trevor ..... 1993-94  
 Walker, Willis J. .... 1893-96  
 Wallace, Donald C. .... 1918, '21  
 Wallace, Jakari ..... 2003-05  
 Wallley, Justin ..... 2021-22  
 Wallin, Gerald R. .... 1957-58  
 Wallin, Ronald ..... 1951-52  
 Wallinder, Arthur ..... 1911  
 Walsh, John J. .... 1969  
 Walsh, John P. .... 1969  
 Walsh, Leonard P. .... 1925-27  
 Walthower, Thomas ..... 1971-72  
 Wangerin, William ..... 1993  
 Wangness, Matt ..... 2000  
 Ward, Eli ..... 2000-03  
 Warkentien, Willis ..... 1938  
 Warner, Dale ..... 1948-49  
 Warner, Frank J. .... 1935-37  
 Warnock, Ralph W. .... 1918  
 Warren, John B. .... 1902-03  
 Washington, George D. .... 1974-75  
 Wasurick, Bo ..... 1997-98  
 Waters, Jaylen ..... 2016-17  
 Watkins, Kenny ..... 2012  
 Watson, Dave ..... 1994  
 Watson, Hal ..... 1887  
 Watson, Sylvester X. .... 1980  
 Watson, Tariq ..... 2022  
 Watson, Tommy ..... 1996  
 Weber, Adam ..... 2007-10  
 Weber, Blake ..... 2015  
 Weber, Henry R. .... 1943  
 Weber, Robert R. .... 1974-77  
 Webben, Russell A. .... 1920  
 Webster, George B. .... 1903  
 Wechbacher, Ronald E. .... 1980-81

Weeks, Brady ..... 2019-22  
 Weinzierl, Michael ..... 1979  
 Weipert, Joseph S. .... 1982-83  
 Welch, George Michael ..... 1941  
 Weld, Bob ..... 1935-37  
 Wells, David P. .... 1950  
 Wells, Derrick ..... 2011-14  
 Wells, Marshall ..... 1930-33  
 Welter, Craig ..... 1987  
 Werden, Marty ..... 1987  
 Wesiel, George F. .... 1905  
 West, Ben ..... 2001-03  
 Westerman, Scott M. (mgr.) ..... 1987  
 Westphal, William P. .... 1942  
 Wettstein, Jordan ..... 2011-12  
 Weyler, Jared ..... 2016-18  
 Whaley, Kevin ..... 2009  
 Wheaton, Richard M. .... 1949-51  
 Wheeler, Emerson "Buzz" ..... 1946  
 Wheeler, James J. .... 1960-61  
 Wheeler, Roger B. .... 1924-26  
 Wheeler, Timothy A. .... 1965-66  
 Wheelwright, Ernest IV ..... 2004-07  
 White, Craig R. .... 1982-83  
 White, Darryn ..... 1994  
 White, Earl "Deon" ..... 1995  
 White, Gary L. .... 1977-80  
 White, Greg ..... 1999-01  
 White, Harry E. .... 1890, '92  
 White, Ike ..... 2022  
 White, Maurice ..... 2000  
 White, Michael J. .... 1969-70, '72  
 White, Quentin ..... 2002-04  
 White, Roland H. .... 1949  
 White, Tony ..... 1987  
 Whitlow, Ray E. .... 1964-66  
 Whitson, Zane Trey ..... 1989  
 Widseth, Dean K. .... 1946-48  
 Widseth, Edwin C. .... 1934-36  
 West, Michael A. .... 1906  
 Wilcox, Manly A. .... 1941-42  
 Widung, Richard K. .... 1940-42  
 Wile, Russell F. .... 1935  
 Wiley, Cam ..... 2019-20  
 Wilhite, D.L. .... 2009-12  
 Wilke, Elmer H. .... 1938  
 Wilkinson, Charles B. "Bud" ..... 1934-36  
 Wilkinson, Rob (mgr.) ..... 2000  
 Willard, William D. .... 1887  
 Williams, Brian ..... 1986-88  
 Williams, Bryce ..... 2018-22  
 Williams, David ..... 1985-87  
 Williams, Devon ..... 2022  
 Williams, Don ..... 1993-96  
 Williams, Everret ..... 2014-15, '17  
 Williams Jr., Henry L. .... 1917  
 Williams, John McKay ..... 1965-67  
 Williams, Ken ..... 2002  
 Williams, Lamanzer ..... 1994-97  
 Williams, Lewis Ben ..... 1989-90  
 Williams, Mark ..... 2017  
 Williams, Mark (mgr.) ..... 1989  
 Williams, Marquette ..... 1992  
 Williams, Max ..... 2013-14  
 Williams, Parc ..... 1995-98  
 Williams, Rodrick Jr. .... 2012-15  
 Williams, Scott ..... 1992-95  
 Williams, Vernon M. .... 1917, '19  
 Williams, Wayne H. .... 1942-45  
 Williamson, Chris ..... 2018-19  
 Williamson, Desirray C. .... 1974-77  
 Williamson, Jason ..... 2020  
 Willis, Donald ..... 2019-22  
 Wills, Jeff ..... 2009-10  
 Wilson, Curtis ..... 1965-67  
 Wilson, Damien ..... 2013-14  
 Wilson, Gregg M. .... 1972-74

Wilson, Kevin J. .... 1983-86  
 Wilson, Leonard A. .... 1916  
 Wilson, Norries ..... 1984-86  
 Winchell, Horace V. .... 1882-85  
 Winfield Jr., Antoine ..... 2016-19  
 Winfield, Vernon H. .... 1969-71  
 Winkelman, Joseph M. .... 1985  
 Winkler, Joel G. .... 1897  
 Wintermute, John S. .... 1966-68  
 Wispon, Christopher ..... 2014  
 Wisnatan, Glen ..... 1964  
 Wise Jr., Charles E. .... 1916  
 Witham, Bryce ..... 2016-20  
 Witherspoon, Clayton ..... 2019  
 Witthus, Rick ..... 1979-82  
 Wojciechowski, Mike ..... 2001-04  
 Wojcik, T.P. "Ted" ..... 1938  
 Wohlhuter, Jon (mgr.) ..... 2000  
 Wolitarsky, Drew ..... 2013-16  
 Wolkow, Lance ..... 1990-93  
 Wolkow, Todd ..... 1991, '93-94  
 Wolkow, Troy ..... 1985-88  
 Wood, John K. .... 1980-82  
 Wood, Larry R. .... 1972  
 Wood, Willis J. .... 1952  
 Woods, Clarence ..... 2001  
 Woodson, Johnny ..... 1994-95  
 Woodworth, Richard E. .... 1896  
 Wozniak, Nate ..... 2014-17  
 Wolkow, Lance ..... 2011-14  
 Wright, Dylan ..... 2021-22  
 Wright, Garrison ..... 2016-17  
 Wright, Jeffrey R. .... 1968-70  
 Wright, Michael W. .... 1957-59  
 Wright, Pat ..... 1990  
 Wright, Paul W. .... 1970-72  
 Wrightson, Harold L. .... 1936-38  
 Wrobel, James C. .... 1968-69  
 Wrobel, Ronald R. .... 1973, '75-76  
 Wykes, Tris (mgr.) ..... 1991  
 Wyman, Arnold D. "Pudge" ..... 1915-16  
 Wynn, Ryan ..... 2008, '10-11  
 Wypyszynski, Ken R. .... 1976-78  
 Wyrick, Jimmy ..... 1996-97, '99

## Y

Yackel, Kenneth J. .... 1954-55  
 Yates, Richard J. .... 1957  
 Young, John P. .... 1907-08, '10  
 Youso, Frank M. .... 1955-57  
 Yurick, Bob ..... 1989

## Z

Zachary, Percy J. .... 1952  
 Zach, Brett D. .... 1987  
 Zavadsky, Adam (mgr.) ..... 1995  
 Zak, James M. .... 1962  
 Zemke, Val ..... 2000  
 Zitloff, Ray D. .... 1962  
 Zochert, Blake ..... 2000  
 Zubar, Ivan S. .... 1982-83  
 Zupetz, John H. .... 1947-49

## ALL-TIME CAPTAINS

1882	A.J. Baldwin, RB	1938	Francis Twedell, RG	1989	Darrell Thompson, RB	2007	Tony Brinkhaus, C
1883	John W. Adams, C	1939	Win Pederson, LT		Mac Stephens, LB		Amir Pinnix, RB
1884	<i>No Captain</i>	1940	Bob Bjorklund, C	1990	Mike Sunvold, DT		Mike Sherels, LB
1885	Howard T. Abbott, QB		Bill Johnson, E		Frank Jackson, FS		John Shevlin, LB
1886	Howard T. Abbott, QB	1941	Bruce Smith, LH	1991	Sean Lumpkin, DB		Steve Shidell, OT
1887	Alfred Pillsbury, QB	1942	Dick Wildung, RT		Patt Evans, TE		Willie VanDeSteege, DE
1888	B.E. Trask, LE	1943	Paul Mitchell, T	1992	Keith Ballard, OL	2008	Steve Davis, LB
1889	Alfred Pillsbury, QB		Clifford Anderson, E		Andre Davis, LB		Eric Decker, WR
1890	Horace R. Robinson, C	1944	<i>Game Captains</i>		Marquel Fleetwood, QB		Willie VanDeSteege, DE
1891	William C. Leary, HB	1945	<i>Game Captains</i>		Ted Harrison, OL		Adam Weber, QB
1892	William C. Leary, HB	1946	Robert Sandberg, QB	1993	Dennis Cappella, DL	2009	Garrett Brown, DL
1893	James Madigan, C	1947	Steve Silianoff, C		Antonio Carter, RB		Lee Campbell, LB
1894	Everhart Harding, RG	1948	Warren Beson, C		Russ Heath, LB		Eric Decker, WR
1895	August T. Larson, LG	1949	Howard Brennan, C		Robert Rogers, OL		Simoni Lawrence, LB
1896	John M. Harrison, LE		Clayton Tonnemaker, C	1994	Chris Darkins, RB		Eric Small, DL
1897	John M. Harrison, LE	1950	Dave Skrien, FB		Ed Hawthorne, DL		Adam Weber, QB
1898	George E. Cole, QB,	1951	Wayne Robinson, C	1995	Justin Conzemius, DB	2010	Jon Hoesel, FB
	Henry A. Scandrett, RE	1952	Richard Anderson, G		Chris Darkins, RB		Brandon Kirksey, DL
1899	Henry A. Scandrett, RE	1953	Paul Giel, HB		Todd Seweritz, OL		Kim Royston, DB
1900	L.A. "Bert" Page, Jr., C	1954	Bob McNamara, HB		Craig Sauer, LB		Adam Weber, QB
1901	Warren Knowlton, FB	1955	Mike Falls, G	1996	Gann Brooks, OL	2011	<i>Game Captains Only</i>
1902	John Flynn, LG	1956	Dean Maas, C		Jerome Davis, DL	2012	Keanon Cooper, LB
1903	Edward Rogers, LE	1957	Jon Jelacic, E		Ben Langford, LB		MarQueis Gray, QB
1904	Mose Strathern, C	1958	Mike Svendsen, C		Cory Sauter, QB	2013	Josh Campion, OL
1905	Earl Current, FB	1959	Mike Wright, T	1997	Tutu Atwell, WR		Aaron Hill, LB
1906	Earl Current, FB	1960	Greg Larson, C		Crawford Jordan, DB		Brock Vereen, DB
1907	John Schuknecht, RH	1961	John Mulvena, G		Cory Sauter, QB		Ra'Shede Hageman, DT
1908	Ney Dunn, capt. elect	1962	Dick Enga, C		Parc Williams, LB	2014	Mitch Leidner, QB
	<i>(died before the season)</i>	1963	Milt Sunde, T	1998	Troy Duerr, OT		Cedric Thompson, DB
	Orren Safford, FB	1964	Joe Pung, C		Antoine Richard, DT	2015	Briean Boddy-Calhoun, CB
1909	John McGovern, QB	1965	Paul Faust, G		Parc Williams, LB		Mitch Leidner, QB
1910	Lisle Johnston, FB	1966	Chuck Killian, C	1999	Tyrone Carter, SS		KJ Maye, WR
1911	Earl Pickering, FB	1967	Tom Sakal, RH		Billy Cockerham, QB		Eric Murray, CB
	Rube Rosenwald, HB~	1968	Noel Jenke, LB		Ben Hamilton, C	2016	Mitch Leidner, QB
1912	Paul Tobin, FB	1969	Jim Carter, FB	2000	Ben Hamilton, C		Brandon Lingen, TE
1913	Donald Aldworth, RE	1970	Jeff Wright, DHB		Sean Hoffman, LB		Jack Lynn, LB
1914	Lawrence Lawler, HB*	1971	Bill Light, LB		Karon Riley, DE		Damarius Travis, S
	Boles Rosenthal, C	1972	Bob Morgan, QB	2001	Jack Brewer, FS	2017	<i>Game Captains Only</i>
1915	Bernie Bierman, LH	1973	Mike Steidl,		Derek Burns, C	2018	<i>Game Captains Only</i>
1916	Bert Baston, LE	1974	Ollie Bakken, LB		Jimmy Henry, LB	2019	<i>Game Captains Only</i>
1917	George Hauser, RT		Jeff Selleck, C		Ron Johnson, WR	2020	<i>Game Captains Only</i>
1918	Norman Kingsley, FB	1975	Keith Simons, DT	2002	Asad Abdul-Khaliq, QB	2021	<i>Game Captains Only</i>
1919	Ernest Lampi, RH	1976	Tony Dundy, QB		Michael Lehan, CB	2022	<i>Game Captains Only</i>
1920	Neal Arnston, QB	1977	Steve Midboe, DT	2003	Asad Abdul-Khaliq, QB		
1921	Larry Teberg, LT	1978	Stan Systema, DE		Dan Kwapinski, DT		<i>~ served as "acting captain" for</i>
1922	Oliver Aas, C	1979	Alan Blanshan, DT		Ben Utecht, TE		<i>Pickering</i>
1923	Earl Martineau, QB		Glenn Bourquin, TE		Eli Ward, FS		<i>* elected captain but was unable to</i>
1924	Ted Cox, RT		Mark Carlson, QB	2004	Greg Eslinger, C		<i>return to school to serve; replaced</i>
1925	Herman Ascher, RH	1980	Marion Barber, TB		Justin Fraley, FS		<i>by Rosenthal</i>
1926	Roger Wheeler, RE	1981	Ken Dallafior, OT		Rian Melander, OT		
1927	Herb Joesting, FB	1982	Ed Olson, C		Darrell Reid, DE		
1928	George Gibson, LG	1983	Randy Rasmussen, C	2005	Greg Eslinger, C		
1929	<i>Game Captains Only</i>	1984	Mark Vonderhaar, OT		Anthony Montgomery, DT		
1930	Win Brockmeyer, RH	1985	Jon Lilleberg, OG		John Pawielski, FS		
1931	Clarence Munn, LG		Peter Najarian, LB		Mark Setterstrom, OG		
1932	Walter Hass, QB	1986	Mark Dusbabek, LB	2006	Mike Sherels, LB		
1933	Roy Oen, C		Ray Hitchcock, C		Matt Spaeth, TE		
1934	Francis "Pug" Lund, HB		Norries Wilson, OT				
1935	Glen Seidel, QB	1987	Rickey Foggie, QB				
1936	Julius Alfonso, HB	1988	Jason Bruce, FL				
	Edwin Widseth, T		Chuck McCree, CB				
1937	Ray King, RE		Brian Williams, C				



# ALL-TIME NUMBERS

## #0

Rashod Bateman (2020)  
Le'Meke Brockington (2022)  
Jalen Glaze (2022)  
Justin Walley (2021)

## #1

Turtu Atwell (1994-97)  
Wendell Avery (1975-79)  
Brendan Beal (2012)  
Trumaine Brock (2003)  
Mike Brown (1998)  
Michael Carter (2009)  
Trill Carter (2022)  
Brandon Green (2009-12)  
Andy Hare (1981)  
Kelvin Jenkins (1980)  
Ryan Keller (1997-00)  
De'Niro Laster (2014)  
Keith Matthews (2001-03)  
KJ Maye (2013-15)  
Dwayne McMullen (1982-84)  
Kenneth Page (1985, '87)  
Robert Sandberg (1996)  
Brodrick Smith (2008)  
Rodney Smith (2016-19)  
Calvin Swenson (2019-21)  
Andre Thaddius (1988-91)  
Paul Westerhaus (1973-74)  
Ernie Wheelwright (2006-07)  
Quentin White (2005)  
Ike White (2022)  
Cam Wiley (2020-21)

## #2

Bob Bartholomay (1950)  
Jack Brewer (1998-01)  
Guy Brown (1986)  
Elwin Burdette (1977)  
Ryan Collado (2007-10)  
Chris Gaiters (1987-89)  
Isaiah Gentry (2015-17)  
Brandon Green (2008)  
Paris Hamilton (2003-04)  
Ge'Shun Harris (2011)  
Walter Hausken (1946-50)  
Phillip Howard (2019-21)  
Jacob Huff (2017-18)  
Juan Hunter (1990-94)  
Dior Johnson (2016)  
Dominic Jones (2005-06)  
Zack Kartak (2000-01)  
Gage Keys (2022)  
Jeff Kleinheinz (1980)  
William McCall (1973-76)  
Tanner Morgan (2018-22)  
Scott Richards (1981-82)  
Craig Scruggs (1995-98)  
Elvin Sloan (1983-84)  
Troy Stoudemire (2012)  
Cedric Thompson (2013-14)  
DeWayne Williams (1979)

## #3

MJ Anderson (2019-21)  
Chris Autman-Bell (2018)  
Gregory Barlow (1973-76)  
Brent Berglund (1989)  
Austin Booker (2022)  
Mike Carroll (1972)  
Bryan Cupito (2003-06)  
Jerry Gibson (2017-18)  
Andre Gilbert (1982-83)  
KiAnte Hardin (2015-16)  
Glenn Howard (1977-81)  
Harold Howell (2007)  
Lee Hutton (1994-98)  
John W. Johnson (1950)  
Ron Johnson (1999-01)

Arvin Langum (1949-50)  
Keith Lattimore (1990-92)  
Ryan Lee (1993)  
Martzek Shabazz (2012-13)  
Charles McCree (1985-88)  
Trey Potts (2020-22)  
Kim Royston (2009-11)  
Calvin Stoll (1948)  
Derrick Wells (2014)  
Cam Wiley (2019)

## #4

Neal Abraham (1948)  
Adekunle Ayinde (2015-17)  
Trumaine Banks (2003-06)  
Clint Brewster (2007)  
Shannon Brooks (2018-19)  
Hayo Carpenter (2009-10)  
Theodore Christensen (1949-50)  
Albert Jr. Conery (1973-76)  
Keenan Cooper (2009-12)  
Fred Foggie (1988-90)  
Herman Frickey (1946)  
Kim Harrier (1972)  
Antoine Henderson (1997-01)  
Mar'Keise Irving (2021)  
Clark Johnson (1983)  
Donovahn Jones (2013-14)  
John Lewis (1991-92)  
Chas. Lindekuigel (1947)  
Dan LiSanti (1990)  
Mike Long (1993)  
James Marcella (1977)  
KJ Maye (2012)  
Albert McGee (1985)  
Carlos McGee (1987-86)  
Sean Parone (2001-02)  
Terrell Smith (2018-22)  
Ryan Thelwell (1994-96)  
Rick Wittus (1978-82)

## #5

Zack Annexstad (2018-21)  
Tony Brown (1981)  
R.J. Buckner (2006-07)  
Damian Cannaday (2000-01)  
Glen Cieslewicz (1982, '84)  
Billy Cockerham (1996-99)  
Rafael Cooper (1994-95)  
Everette Faunce (1946-48)  
MarQueis Gray (2009-12)  
Trenton Guthrie (2020)  
Brent Herbel (1986-89)  
Melvin Holland (2016-17)  
George Hudak (1949-50)  
Troy Jackson (1983)  
Johnny Johnson (2008-11)  
Marcel Jones (2005-11)  
Jalen Myrick (2015-16)  
Greg Olson (1980)  
Nyles Pinckney (2021)  
Jeff Rosga (1991-93)  
Dominique Sims (2000-04)  
Chris Strevler (2014-15)  
Dick Stromwall (1972-73)  
Bob Stroup (1979)  
Stan Sysma (1974-78)  
Justin Walley (2022)  
Joe Weber (2000)  
Marty Warden (1985)  
Damien Wilson (2013-14)  
Dylan Wright (2022)  
Pat Wright (1990)

## #6

Richard Anonson (1947-50)  
Michael Carter (2010-11)  
Alex Daniels (2005-06)  
Doug Emiliien (2021)

Miles Fleming (2021-22)  
Eugene Gailord (1985)  
Levine Grayson (2012-14)  
Derrick Harvey (1994-96)  
Rodney Heath (1993)  
Jimmy Henry (1997-01)  
Tray Herndon (2007)  
Tyler Johnson (2016-19)  
Mark Jackson (2020-22)  
Gene McAlister (1950)  
Da'Jon McKnight (2010-11)  
Frank Mosko (1972-75)  
Les O'Hara (1987-90)  
Aaron Piepkorn (1991-92)  
William Prairie (1977-78, '80)  
Ace Rogers (2015)  
Brett Sadek (1983-84)  
Omar Salas (1990)  
Todd Stout (1981-82)  
Kevin Whaley (2009)  
Quentin White (2002-04)  
Warren Williams (1946)  
Chris Williamson (2018-19)

## #7

Chris Autman-Bell (2019-22)  
Kahlen Barnes (1994)  
Kim Becker (1972)  
Beanie Bishop (2022)  
Shawn Boerboom (1981)  
Tyrone Bouie (2011)  
Solomon Brown (2019-21)  
Bill Bye (1946-50)  
Darrrell Cochran (1950)  
Travis Cole (2000-01)  
Eric Decker (2006-09)  
Rey Estes (2018)  
Marcus Evans (1989-90)  
Ken Handy-Holly (2017)  
Rodney Heath (1995-96)  
Chris Hawthorne (2011)  
Dean Kaufman (1988)  
Steve Kempf (1998-99)  
Mitch Leidner (2013-16)  
Luke Leveyer (1997-99)  
Tom Luckemeyer (1975-77)  
Matt Martinez (1985-86)  
Bruce Olson (1980-81)  
Scott Sigman (1973)  
Phillip Sutton (1982-83)  
Moses Taylor (1991-94)  
Mark Tonn (1978-79)  
Damarious Travis (2012-16)  
Jakari Wallace (2002-05)  
Tony White (1987-88)

## #8

Asad Abdul-Khaliq (1999-03)  
Tommie Ash (1974-75)  
John Bentley (1988-91)  
John Bobinski (1986-87)  
Mike Chaberg (1993-95)  
Keith Dimmy (1996-98)  
Kerry Glenn (1981-84)  
Robert Hary (1946)  
John Hoffman (1976-79)  
Athan Kaliakmanis (2022)  
Duke McGhee (2014-17)  
Bill McMoore (1948)  
Bob Morgan (1972)  
Spencer Reeves (2009-12)  
Thomas Rush (2018-22)  
Timothy Salem (1980)  
Andre Sloan Et (2004-05)  
Jon Stolski (1985)  
Randy Thiele (1973)  
Ky Thomas (2021)  
Robert Thompson (1949-50)  
Adam Weber (2007-10)

## Mark Williams (2017)

## #9

Joel Brown (1986-88)  
Eric Carter (2014-17)  
Tony Dungy (1973-76)  
Harry Elliott (1946-48)  
Mike Hohensee (1981-82)  
Daniel Jackson (2020-22)  
Pierre Jackson (2003)  
Alex Keller (2014-15)  
Mark Kellier (1989)  
Christyn Lewis (2010-11)  
James Manuel (2012-13)  
Keith Massey (2005-06)  
Dick May (1949-50)  
Drinon Mays (1990-93)  
Chuck McGrew (1972)  
Greg Murphy (1983)  
Greg Nelson (1994-97)  
Philip Nelson (2012-13)  
Esezi Otomewo (2018-21)  
David Pittman (2008-09)  
Curtese Poole (1998-00)  
Anthony Reid (1984)  
Craig Sauer (1991)  
Curtis Thomas (2007)  
Gary Tinsley (2008)  
Garry White (1977-80)

## #10

Kelly Adam (1984-85)  
Harold Alquist (1926)  
Lawrence Carlson (1965-67)  
John Coatta (1977)  
Chuck Cosetta (1974)  
Craig Curry (1969-71)  
**Paul Giel (1951-54)**  
Gary Johnson (1950)  
James Kelly (1945)  
Chris Kriselewicz (1972-73)  
Steve Malnar (1959)  
Jim Malosky (1946-50)  
Donald Miller (1960-61)  
Robert Nitolo (1988)  
Larry Peterson (1962-64)  
Greg Pylatiuk (1978-79)  
Jeff Rosa (1990)  
Timothy Salem (1981-82)  
Marty Warden (1987)  
Steve Winum (1975-76)  
*\*NOTE: Number 10 was retired Sept. 24, 1991, in honor of Paul Giel.*

## #11

Duane Baglion (1947)  
Greg Baumhauer (1989-91)  
Walter Bowser (1968-70)  
Demy Croft (2015-17)  
Michael Dixon (2020-22)  
Steve Edling (1980)  
Keith Edwards (1976-79)  
Mike Frankberg (2006-07)  
Robbie Gray (1990)  
Antonio Johnson (2012-15)  
Rob Jones (1992-96)  
Duke Makings (1972-73)  
Bill McMoore (1949-50)  
Don Olson (1948)  
Gerald Pelletier (1961-63)  
Robert Peplaw (1926)  
Andy Persby (1997-99)  
Matt Poreba (2001)  
Jarod Posthumus (2002)  
Roselle Richardson (1985-87)  
Greg Roesler (1974-75)  
William Roller (1981-84)  
Thomas Sakal (1965-67)

Max Shortell (2011-12)  
Joseph Salem (1958-60)  
Desi Steib (2004-07)  
Troy Stoudemire (2008-11)  
Tom Uram (1955)  
Buzz Wheeler (1946)  
Antoine Winfield Jr. (2016-19)

## #12

Anthony Aitkin (1993)  
Moses Allpate (2009-11)  
Melvin Anderson (1969-71)  
Duane Alarka (1960-62)  
Blair Black (1976-79)  
Paul Carlson (1986-87)  
Mike Chambers (2005-06)  
Billy Cockerham (1995)  
Robert Cox (1956-58)  
Andrew Crawford (1991-93)  
Tai'yon Devers (2018-19)  
Gerald Eisenberg (1954-55)  
John Fabry (1958)  
Justin Fraley (2000-04)  
Mike Frankberg (2005)  
Jalen Glaze (2020-21)  
Bud Grant (1946-62)  
Darius Green (2022)  
Andrew Haines (1963-65)  
Thomas Hamner (1996-99)  
Andy Hare (1982-85)  
Michael Jacobs (2004)  
Don Jobe (1949)  
Kesciv Joiner (1987-88, 1990)  
Cole Kramer (2021-22)  
Steve Lawing (1972-73)  
Stuart Leisz (1950)  
George Matchan (1926)  
Andre McDonald (2012)  
Donald McMoore (1950)  
Steven Montgomery (2013)  
Damola Ogundipe (2007-08)  
Steve Olsen (1974-75)  
Cody Poock (2015-17)  
Glenn Poulos (1947-48)  
Hunter Register (2016-17)  
Duane Ruzyński (1995)  
Laurence Schmitt (1951-53)  
Eric Smith (1994)  
Willie Starks (1981)  
Ray Stephens (1966-68)  
Bill Swats (1980-82)  
Howard Tyson (1959)

## #13

Adam Bailey (1995)  
Rashod Bateman (2018-19)  
Jonathan Celestin (2014-17)  
Adrian Crawford (1991)  
Adam Ernst (2003-04)  
Derek Fisher (1989-92)  
Andrew Gerg (1926)  
James Glowack (1956)  
James Gordon (2019-21)  
Brody Grandas (2005)  
Trevis Graham (1998-00)  
Bud Grant (1947-50)  
Kristen Hoskins (2022)  
Joe Halama (2004)  
Kevin Mazzu (1974)  
Michael McKelton (2006-09)  
Sean Murphy (1981)  
Jim Olson (1980)  
Dale Quist (1954)  
Richard Reed (1984-85)  
Paul Rogind (1976-79)  
Tim Schade (1993-94)  
Scott Steuff (1986-88)  
Willard Tuomi (1950)  
Joe Weber (2000-01)

# ALL-TIME NUMBERS

Derrick Wells (2011-13)  
Devon Williams (2022)  
Ken Williams (2001-02)  
Spergon Wynn III (1995-96)

## #14

Bradley Boyd (2021)  
Glenn Cardelli (1978-82)  
John Carlson (2004)  
Steve Carlson (1983)  
Donald Cassidy (1954)  
Tom Cates (1946)  
Zo Craighton (2016-17)  
Bruce Daugherty (1947)  
Eric Decker (2005)  
Marquel Fleetwood (1988-92)  
Rickey Foggie (1984-87)  
Isaac Fruechte (2012-14)  
Dick Gregory (1949-50)  
Preston Gruening (1998-02)  
Bob Haake (1955-58)  
Kyle Henderson (2010-11)  
Jim Herman (1970-72)  
Laurence Johnson (1958-60)  
Steve Kempf (1998)  
Craig Kirtland (1976)  
Brian Kocourek (1973, '75)  
Cole Kramer (2019)  
Jerome Krohnfeldt (1953)  
Greg Mitchell (1968)  
Dan Moore (1993-97)  
Casey O'Brien (2019-20)  
Damola Ogundipe (2009)  
Brenden Oliver (2018-22)  
Kevin Peters (1977)  
Robert Rutford (1951)  
Robert Sadek (1961-63)  
Richard Stolp (1969)  
Chris Streveler (2015)  
Gary Tinsley (2008)  
Leonard Walsh (1926)  
Curtis Wilson (1965-67)

## #15

Ray Armstrong (1985-86)  
William Bean (1963-65)  
Jaquondis Burns (2020-21)  
Joe Burgoyne (1951)  
Mike Cadwell (1970)  
Evo Cappelletti (1953-54)  
Jacob Clark (2019)  
Desmond Gant (2015)  
Clayton Gay (1926)  
Robert Gelle (1950)  
Philip Hagen (1967-69)  
Jama Harris (2004-07)  
Brad Howe (1983)  
Marcus Jones (2011-14)  
Richard Larson (1955-57)  
Bob Leivermann (1958)  
Gus Martin (1997)  
Jermaine Mays (1998-02)  
Joel Monroe (2005)  
Dean Rasmuson (1982)  
Conor Rhoda (2014-17)  
Duane Ruzynski (1993)  
Scott Schaffner (1987-91)  
Mark Silianoff (1973-75)  
Steve Silianoff (1972)  
Jack Simmons (2008)  
Terrance Simmons (1976-79)  
Traye Simmons (2008-09)  
**SANFORD STEPHENS (1959-61)**  
Len Stream (1962)  
Bob Sudler (1978-81)  
Clayton Tonnenaker (1946-49)  
Don Williams (1992-96)  
Everett Williams (2015-17)  
Donald Willis (2022)

*\*NOTE: Sandy Stephens' No. 15 jersey was retired Nov. 18, 2000.*

## #16

Michael Baker (1985-88)  
Aric Berquist (1991)  
Bob Bjorklund (1970)  
John Bogard (1957)  
Burton Bonn (1955)  
Earl Bruhn (1946)  
Coleman Bryson (2022)  
John Carlson (2005-06)  
Gary Colberg (1960)  
Bryan Cupito (2002)  
Nick Davidson (1980-81)  
Michael Dean (1991)  
Carter DeLaittre (1942)  
Coney Durr (2016-21)  
Fulton (1926)  
Bob Granum (1943-44)  
John Hankinson (1962, '64-65)  
Jamel Harbison (2012-13)  
Mike Harden (1996-99)  
Scott Hesse (1978)  
Hampton Hook (1983)  
Randy Hoverman (1978)  
Don Johnson (1947)  
Jeff Jones (2015)  
Kirby Kuklinski (1972-75)  
Ben Kuznia (2007-09)  
Merle Larsen (1938-39)  
Richard Larson (1969)  
Rhys Lloyd (2003-04)  
Stafford Lott (1945)  
Robert Manney (1954)  
Angus McNeely (1977)  
Steven Montgomery (2012-14)  
Gene Murphy (1958)  
Mathew Rau (1966-68)  
Johnny Santaga (2019)  
Craig Sauer (1992-95)  
Van Sistino (1940)  
Joe Smith (1976)  
Keith Stolen (1948-50)  
Burton Storm (1936)  
Jesse Westlund (1999)  
Jude Wimberger (1995)  
Steve Wingert (1979)  
Lance Wolkow (1990)  
Clarence Woods (1999-01)  
Dylan Wright (2021)

## #17

Harold Barnhart (1926)  
Aric Berquist (1990)  
Mark Fest (1989)  
John Force (1966-68)  
Kenneth Foxworth (1976-80)  
Vincent Fuller (1972-75)  
Seth Green (2017-20)  
Alan Holt (1984-88)  
Jacob Huff (2015-16)  
Logan Hutton (2012-14)  
Ryan Iversen (1998)  
Clark Johnson (1981)  
Jah Joyner (2022)  
Ryan Kelly (1991)  
Dick Lawrence (1948-50)  
McAuoid (1927)  
John Morgan (2005)  
Robert Morgan (1969-71)  
Tony Mortensen (2005-08)  
Alex Neist (1999)  
Jeff Noblin (1982)  
Larry Olsonoski (1946-47)  
Tony Patterson (1999-03)  
David Pilkey (1950)  
Jim Reese (1956-59)

Cory Sauter (1993-97)  
Kenneth Sebree (1990-92)  
Donald Swanson (1951-55)  
Tom Teigen (1960-62)  
Bruce Van De Walker (1963)  
T.J. Wentzel (2007)  
Glen Wirtanen (1964-65)

## #18

Nick Ambrasas (1998-99)  
Howard Brennan (1947-50)  
Mark Brownstein (1944)  
R.J. Buckner (2008-10)  
Antonio Burns (2000-02)  
Stephon Delarosby (1989)  
Micah Dew-Treadway (2019-21)  
Scott Eckers (1990-94)  
Derrick Engel (2012-13)  
Greg Eskridge (1982)  
Gil Fash (1971-73)  
Clay Geary (2017-22)  
Robert Goehde (1954-55)  
Dennis Hale (1966-68)  
Garrison Harmann (1995)  
Dick Heeb (1943)  
Bob Higgins (1941-42)  
Anton Hulstrand (1926)  
Rhyan Kelly (2022)  
Jeffrey Kyle (1983)  
Terrance McLean (1959-60)  
Jacques Perra (2015)  
Vern Pollock (1958)  
Derek Rackley (1995-98)  
Paul Ramseth (1961-63)  
Ryan Santoso (2014-17)  
Dave Sauer (1953)  
Max Schmitt (1956)  
Ahmad Shareef (1978)  
Mike Stensrud (1979-81)  
Clark Strong (1985-88)  
Clark Taube (1935-37)  
Marc Trestman (1974-77)  
Justin Valentine (2004-07)

## #19

Clarence Arendsee (1926, '28)  
Bola Awobamise (1997)  
Adam Bailey (1996-98)  
David Baldrige (1965-67)  
Bob Barnes (1942)  
Kenneth Beiersdorf (1946-50)  
Thomas Bienemann (1968-69)  
Richard Buendorf (1986)  
Darryl Castile (1982-83)  
Grande (1927)  
Kevin Grant (1987-90)  
Harlan Hurd (1935)  
Walter Jones (1976-78)  
Benji Kamrath (1999-03)  
Richard LaPage (1953)  
Drew Lechner (2005)  
Kraig Lofquist (1962)  
Adam Lueck (2010-11)  
Mike Maciejowski (2005-08)  
Mike Mason (1970-72)  
Jack Mertes (1950)  
Gary Moe (1984-85)  
Mike Moore (2014-18)  
Jason Murdock (1995)  
Avernal Nelson (1950)  
William Nelson (1963)  
Tom Pence (1979)  
Lewis Potter (1975)  
Perry Rhodus (1959)  
Keonte Schad (2019)  
Steve Schoepke (1974)  
Jim Shearer (1938-40)  
Alan Slavik (1993-94)  
Tim Soliday (2006)

Roger Smith (1973)  
Rob St. Sauver (1990-92)  
Ron Wechbacker (1980-81)  
Wayne "Red" Williams (1943-45)

## #20

Rick Adams (1987-88)  
George Adzick (1973-76)  
Jubril Akinwale (2000-01)  
Tim Alderson (1970-72)  
Elmer Bailey (1977-79)  
Justin Chatman (2007)  
Chris Cohen (1989-91)  
Justin Conzemius (1992-95)  
Bob Danielsen (1946)  
Bob Hammel (1948)  
Jonathan Hammer (1967)  
Hardy (1927)  
Albert Harris (1963)  
George Hudak (1951-52)  
Julian Huff (2015-18)  
Justin Isom (2001-03)  
Larry Joyner (1982-86)  
Mike Kimbrell (1990)  
Donnell Kirkwood (2010-14)  
Jerry Kolander (1940)  
Harold Leigh (1959)  
Jim McGee (1944)  
Robert Meredith (1953)  
Don Miller (1962)  
Malvin Nydahl (1926)  
Eugene Newton (1938)  
Brandon Owens (2004-05)  
Ryan Rindels (1995-98)  
Harvey Ring (1934-36)  
Fred Rodgers (1966-99)  
Jack Stuhlman (1947)  
Leonard Swanbeck (1931)  
Jay Thomas (2008-09)  
DeWayne Walker (1980-81)  
Ray Whitlow (1964-66)  
Donald Willis (2019-21)  
Edgar Ziegler (1950)

## #21

John Alquist (1949)  
Marion Barber III (2001-04)  
John Bolinger (1972)  
Terry Brown (1961-63)  
Ray Buford (2016)  
Jermel Carr (1993)  
Gary Couch (1984-87)  
Lawrence Esser (1950)  
Maurice Forte (1967-68)  
Roy Freiermuth (1989-91)  
Hank Frese (1958)  
James Gallery (1980-83)  
James Gillum (2012-13)  
Orville Gilmore (1973-74)  
Gordon (1926)  
Walt Hargesheimer (1932-33)  
Justus Harris (2020-21)  
Eugene Hatfield (1964-66)  
Melvin Holland (2015)  
Javon Jackson (1994-96)  
Kelvin Jenkins (1979)  
Duane Jennett (1953-54)  
Delvin Jones (1997-00)  
Bob Kelson (1948)  
James King (1988)  
Simoni Lawrence (2008-09)  
Robert Lewis (1934-35)  
Daron Love (2006-07)  
Kenneth MacDougall (1931)  
Kamat Martin (2017-19)  
Steven Ortiz Jr. (2022)  
Scott Ramsdell (1992)  
Tom Reed (1991)  
Kenneth Schultz (1958)

Robert Schultz (1955-57)  
Tim Sharp (1970)  
Brian Snyder (1975-78)  
Brock Verden (2010-13)  
Bryce Williams (2018-22)

## #22

Don Arthur (1953)  
Jeremy Baltazar (2012-13)  
Douglas Beaudoin (1972-75)  
Duane Bennett (2007-11)  
Warren Beson (1946-48)  
Paul Blanchard (1981-83)  
Jeff Borchardt (2014-15)  
Gary Breat (1977)  
Steve Breat (1978)  
Bros (1926)  
Michael Brown-Stephens (2020-22)  
Geo Cappelletti (1951-52)  
Tyronne Carter (1996-99)  
George Champlin (1931-33)  
Paul Dagner (1980)  
Albert Fischer (1960-62)  
George Geelen (1940)  
Orville Gilmore (1976)  
Mike Gist (1992-94)  
Courtney Holmes (1985)  
Mike Hook (1991)  
Sam Hunt (1934-36)  
Craig James (2014-15)  
James King (1989-91)  
Robert Kolliner (1937-38)  
Carl Kroening (1949)  
David Krolund (1956-58)  
Herschel Lysaker (1958)  
David Manlove (1950)  
Stewart Maples (1963, '65)  
Laurence Maroney (2003-05)  
Kobe McCrary (2017-07)  
Erin McManus (1995)  
Angus McNeely (1979)  
Bronko Nagurski (1927)  
Dave Nelson (1968)  
Benny Sapp III (2018-19)  
Ryan Stapp (2022)  
Bret Steger (1993)  
Tyronne Stenzel (1988)  
Craig Welter (1987)

## #23

Dominique Barber (2004-07)  
Shannon Brooks (2016-17)  
Arland Bruce (1998-99)  
Steve Caiazza (1972)  
Michael Carter (2012)  
Steve Cheolas (1973)  
Don Clarquist (1975-76)  
Justin Conzemius (1991)  
Bill Crockett (1962, '64)  
David Egbert (1990)  
DeLeon Eskridge (2008-10)  
Ryan Green (1991)  
Dick Halverson (1958)  
Dale Hanson (1934)  
Mark Hendricks (1974)  
Jamie Holtz (1992)  
Lungen Howard (1981)  
Jordan Howden (2018-22)  
Terry Jackson II (2000-03)  
Crawford Jordan (1993-97)  
Paul Kangas (1989)  
Joe Kriegl (1990)  
Gary Levine (2011)  
Ralph Lundeau (1940)  
Walter Mark (1931)  
William Matheny (1935-37)  
Jack McNeill (1946, '48)  
Art Mulvey (1926)  
Dana Noel (1977-80)

# ALL-TIME NUMBERS

Mike Perfetti (1969-70)  
Trey Potts (2019)  
Doug Roalstad (1967-68)  
EJ Sardinha (2014)  
Terry Stewart (1984-88)  
Craig White (1982-83)

## #24

Ron Anderson (1968-70)  
Frank Barie (1936)  
Kahlen Barnes (1995-98)  
Andre Brown (1999-00)  
Mark Buehler (1979)  
Elwin Burdette (1976)  
Ansel Carter (1995)  
Mike Chalberg (1991)  
Edward Christian (1964)  
Don Clarquist (1975)  
Derek Collier (1984)  
Melvin Erickson (1937-38)  
Vern Gagne (1946, \*48)  
Andre Gilbert (1980-81)  
Steven Goldberg (1973)  
Brody Grandas (2005-06)  
Stan Hanson (1934-35)  
Jerome Bob Hary (1942)  
John Hass (1931)  
Rodney Heath (1994)  
Drew Hmielewski (2017)  
Mohamed Ibrahim (2018-22)  
Duane Jurgens (1978)  
William Kauth (1957-60)  
Mark Keller (1988, \*90)  
Robert Lewis (1990-93)  
James Manuel (2010-11)  
Lawrence Marko (1977-78)  
Dick May (1951)  
Adam Mayer (2016)  
Dick McNamara (1954-56)  
Joe Mernik (1939-40)  
Kenneth Parent (1945)  
Ed Penn (1985-87)  
Mike Perfetti (1971)  
Steve Politano (1972)  
Alan Reid (1982-83)  
Wayne Robinson (1949-50)  
Earl Roles (1961)  
Gary Russell (2004-05)  
Stu Scheer (1943)  
Marcus Sherels (2007-09)  
James Singleton (1989)  
Tom Smith (1944)  
Rodney Smith (2015)  
Leif Strand (1926)  
Fred Techel (1952)  
Danny Upchurch (2001-02)  
Tariq Watson (2022)  
Byron Williams (2003)  
Kenneth Yackel (1953)

## #25

Terrance Blayne (1993-96)  
Herbert Braun (1944)  
Demetrius Chism (1982-83)  
Tim Dandridge (2008-09)  
Anthony Davis (1979-80)  
Howard Davis (1981)  
Judge Dickson (1959-61)  
Ukeez Dozier (2000-04)  
Malcolm Eiken (1932-35)  
Bill Elliott (1946-49)  
William Garner (1954)  
George Gibson (1926)  
Aidan Gousby (2022)  
Dick Gregory (1951-52)  
Morris Greenberg (1931)  
M. "Bubby" Holmes (1973-76)  
Phillip Howard (2017-18)  
Preston Jelen (2019-22)

Payton Jordahl (2015-18)  
Craig Kirtland (1977)  
Kern Klefsaas (1950)  
Eric Lee (1999)  
Chip Lohmiller (1984-87)  
Lance Marcuson (1978)  
John Marquenes (1969-71)  
Michael McMahon (1953)  
Louis Moentenich (1939)  
Ben Morrow (1967)  
George Nash (1937-38)  
Brad Prigge (1997-99)  
Tim Shaver (1990)  
Matt Sheldon (1988-91)  
Robert Smith (1992)  
Thomas Smrekar (1962)  
Bob Soltis (1956-59)  
Benjamin St-Juste (2019-20)  
Matt Sutton (1943)  
Jay Thomas (2006-07)  
Devon Wright (2011-14)

## #26

Brod Aiits (1974)  
Chris Anders (1995)  
Arie Bomstad (1957-59)  
De'Yondre Campbell (2013-15)  
Ted Christensen (1948)  
Duran Cooley (2006-07)  
Ryan Duffy (2001-03)  
Jerry Eisenberg (1956)  
Marcus Evans (1986-87)  
Zach Evans (2022)  
Roger Frazier (1976-77)  
Clorenzo Griffin (1999-00)  
Jason Hagman (1995)  
Garrison Harmann (1994)  
Justus Harris (2017-19)  
Derrick Harvey (1993)  
Reid Haviland (2006)  
Bob Kelson (1947)  
Steve Kempf (1996-97)  
John King (1946)  
Kraig Lofquist (1963-64)  
Sean Lumpkin (1988-91)  
Joe Malinowski (1973)  
Chip Mosley (1992)  
Walter Ohde (1931-33)  
Walter Pribyl (1967-69)  
Dale Quist (1952-54)  
Mike Rallis (2007-12)  
Dwight Reed (1934-37)  
Mike Robb (1978-82)  
Dave Sauer (1954)  
Tom Serie (1984)  
Hussain Shakir (2004-05)  
Charles Smith (1960-61)  
Bruce Suneson (1965-66)  
Fred Techel (1951)  
Dick Wheaton (1949-50)  
Roger Wheeler (1926)  
Paul Wright (1970-72)  
Blake Zochert (1998-00)

## #27

Donald Beattie (2005)  
Aric Berquist (1992)  
Warren Berry (1984-87)  
Dick Blakely (1955)  
Shannon Brooks (2015)  
Tom Chandonnet (1958)  
David Cobb (2011-14)  
Kirk Dyer (1990)  
Paul Gossage (2018)  
Trevis Graham (1997)  
Mitchell Gray (1927)  
Brian Hairston (1975-78)  
G. Richard Harren (1963-64)  
Walter Hass (1931-33)

Joe Justice (1994-95)  
Chad Kolander (1941)  
Tim Korby (1983)  
Bobby Lee (1965-67)  
Luke Levenson (1996)  
Al Maeder (1926)  
Ralph McAlister (1946-50)  
Charles Myre (1937-39)  
Tyler Nubin (2019-22)  
Todd Randall (1971-73)  
Jack Rooney (1934-35)  
Jack Schlichting (1981)  
Everett Sesler (1988)  
Terrence Sherr (2006)  
Richard Sullivan (1956)  
Calvin Swenson (2017-18)  
Kyle Theret (2007-10)  
Virgil Thomas (1979-80)  
Cedric Thompson (2011-12)  
Nate Tubbs (1993)  
Eli Ward (1999-03)  
Simon Wing (1999)  
Jeff Wright (1968-70)

## #28

Samad Cain (2003-04)  
William Chorske (1955-58)  
Jim Dennerly (1931-33)  
Dennis Fiel (1963)  
Jonathan Femi-Cole (2017-18)  
Gaston Garrido (1984-86)  
George Gould (1936-39)  
Tim Grate (1994-98)  
John Grygelko (1948)  
John Guentzel (1990-93)  
Terrence Henderson (1981-82)  
Neil Hofland (1953)  
John W. Johnson (1950)  
George MacKinnon (1925-26)  
Kevin Mannion (2006-08)  
Eddie Miles (1987-89)  
William Munsey (1960-62)  
Jalen Myrick (2013-14)  
Dan Nystrom (1999-02)  
Gary Pegues (1983)  
Dennis Prokofsky (1959)  
George Rennix (1934-35)  
Lloyd Russ (1927)  
Robert Smith (1991)  
Tom Smith (1978-79)  
Brett Steger (1994)  
Steve Turnbull (1973)  
Bobby Weber (1974-77)  
Mike White (1969-72)  
Thomas Williams (1966)  
Jason Williamson (2020)

## #29

Buzz Anderson (1960)  
Richard Armstrong (1976)  
Mike Albert (1999-00)  
Josh Aune (2019-22)  
Scott Bargfrede (1974-75)  
Briean Boddy-Calhoun (2012-15)  
Mike Brown (1991)  
Jim Cairns (1962)  
Dennis Carter (1984-87)  
John Cristy (1948)  
Ralph DeYoung (1950)  
Carlton Djam (2016)  
Archie Givens (1963)  
Jason Hagman (1996-98)  
Harold Hanson (1926)  
Fred Hartwig (1981-82)  
Scott Hesse (1979)  
Irving Hill (1988)  
Tom Johanson (1977)  
Ray Kaiser (1994)  
Scott Koelfgen (1993-95)

George McPartlin (1931)  
Richard Peterson (1937-38)  
Amir Pinnix (2004-07)  
Tom Pribyl (1971-72)  
Richard Revak (1959)  
Anthony Richards (1990-91)  
Theodore Russell (1969)  
Shady Salamon (2008-11)  
Robert Tanner (1927)  
Clarence Thompson (1935-36)  
Dan Vollmer (1973)  
Tommy Watson (1992)

## #30

Eric Amoako (2016)  
Don Bailey (1947-48)  
Ed Bifulk (1978, \*80-81)  
Erwin Burg (1933)  
Lee Campbell (2006-09)  
Wade Compton (1990)  
Dale Conant (1985, \*87-89)  
Ernie Cook (1969-71)  
Ron Engel (1951-52)  
Mike Gary (1926)  
Rudy Gmitro (1935-37)  
Ben Hanson (2005)  
Harold Hanson (1927)  
Joe Hedges (1944-45)  
Joe Hendrickson (1949-50)  
Mike Henry (2011-13)  
Jon Jelinek (2010)  
Noel Jenke (1966-68)  
John Jones (1973-75)  
Ray Kaiser (1995)  
Bob Kolliner (1939-40)  
Terrence Marko (1972)  
Jack Moore (1943)  
Jerald Moore (1986)  
Greg Mulligan (1982-84)  
Jordan Nubin (2022)  
Don Olson (1946)  
Mike Orman (1963)  
Aaron Osterman (1991-94)  
Pat Paquette (1976)  
Harold Paulsen (1938)  
Larry Pinson (2000)  
Mike Reuteman (1981)  
John Richmond (2001-04)  
Craig Schleisman (1979)  
Bernard Smith (1958)  
John "Pete" Somers (1931)  
Thomas Wagner (1959)  
Gerald "Ron" Wallin (1957)  
Matt Wangness (1999-00)  
Chris Wipson (2014-15)  
Jimmy Wyrick (1995-99)

## #31

Riley Austin (1998)  
Phil Archer (1999-02)  
Don Bailey (1946)  
Cole Banham (2012-14)  
Matt Bong (1991)  
Steve Breault (1975-78)  
Rene Capo (1979)  
Ray Close (1936)  
Terrell Combs (2008)  
Chris Crawford (1968-70)  
Chris Engel (1974)  
Kenneth Fischman (1954)  
Jason Giannini (2005-07)  
Dave Goretta (1972)  
Eric Harmon (1994)  
Doug Heidenreich (1950)  
Dennis Hoglin (1965, \*67)  
Ron Holty (1992-93)  
Henry Jabbra (1937-39)  
Willie Jude (1994)  
Bill Kaminski (1926)

Paul Lindmeier (1950)  
Eric Murray (2012-15)  
Averial Nelson (1948)  
Paul Pinkert (1941)  
Michael Reid (1961-64)  
James Rogers (1958-60)  
Peter Schufft (1934-35)  
Al Settembrino (1988-91)  
Marcus Slingetay (2009)  
Brett Steger (1995)  
Bob Stroup (1980-82)  
Louis Sylvester (1995)  
Kiondre Thomas (2017-19)  
Seth Thompson (2004)  
Ryan Venturine (1996-98)  
Rick Volkman (1971, \*73)  
Russ Willis (1931-33)  
Kevin Wilson (1983-86)

## #32

Curt Bach (1977-78)  
Maverick Baranowski (2022)  
Terrance Campbell (2004-05)  
Timothy Cashman (1961-62)  
Lou Clare (1970-72)  
Donny Dalton (1997)  
Dick Dargis (1952)  
Berkley Edwards (2014-15)  
Lamonte Edwards (2011)  
Gary Getchman (1987)  
Octavius Gould (1988)  
Dwayne Hoberg (1947-49)  
Zack Kartak (2002)  
Dick Kauffman (1951)  
Darroel Knorr (1926)  
Peter Majarian (1982-85)  
Curtis Nelson (1967)  
Brandon Owens (2003)  
Ron Renzi (1979-80)  
Tellis Redmon (1998-01)  
John Roning (1931-33)  
Mike Ryan (1950)  
Keonte Schad (2020)  
Donald Slog (1968)  
Mark Smith (1989-92)  
Nathan Triplett (2006-09)  
Mike Turgeon (1986)  
Andy Uram (1935-37)  
Tommy Watson (1993-96)  
O'Doll Williams (1973)  
Desi Williamson (1974-76)

## #33

Pudgy Abercrombie (1985)  
Rahim Artic (1997)  
Tommy Becker (2006-07)  
Brian Broner (1987)  
Sam Brady (1973-76)  
Jason Brouwer (1986)  
Quentin Burdick (1931)  
Renato Fitzpatrick (1998-02)  
Herman Frickey (1941-42)  
Gary Getchman (1988)  
Max Grand (2022)  
Bob Hammel (1949-50)  
Andrew Harte (2014-15)  
D'Vion Harris (2020)  
Marvin Hein (1947-48)  
Melvin Holme (1951-52, \*54)  
Julian Hook (1960-62)  
John Hoole (1979)  
Tony Hunter (1982-84)  
Herb Joesting (1926-27)  
Gary Johnson (1953)  
Merlin Kispert (1944-46)  
Tom MacLeod (1970-72)  
Kurt Mangum (1978)  
Eric McAnam (1996)  
Bob Paffrath (1938-40)

# ALL-TIME NUMBERS

Loren Palmer (1943)  
Al Papas (1932-33)  
Logan Payne (2003)  
Chuck Rios (1990-94)  
Fred Rodgers (1995)  
Grant Ryser (2019-20)  
Johnny Sampy (2005)  
Sam Scroggins (2004)  
Rex Sharpe (2008-09)  
Mike Sherefs (2004)  
Bernard Smith (1959)  
Gregg Smith (1980)  
Tyron Stenzel (1989)  
Rhody Tuszko (1955-58)  
John Walsh (1967-69)  
Frank Warner (1935-37)  
Timothy Wheeler (1965-66)  
Devon Williams (2021)

## #34

Ray Antill (1934-36)  
Jay Brooks (1974)  
Keith Brown (1975-78)  
James Carter (1967-69)  
Glen Cieslewicz (1980-81)  
Jeremy Fae (2004-05)  
Clement Felix (1959)  
Kenneth Filbert (1937-38)  
Dave Fritze (1972)  
Mike Galloway (1999-00)  
E. Manny Henry (1982)  
Joe Hirscher (1939-41)  
Tyler Johnson (2007-08)  
E.J. Jones (2006)  
John Kellenberger (1956)  
Kelvin Kleber (1955)  
Richard Kubes (1954)  
Dan LiSanti (1991-94)  
Bob Lossie (1943-44)  
Ralph Lundeen (1945)  
Boye Mafe (2019-21)  
Bryan Magnuson (1963)  
Jephth Matilus (2012-14)  
Erin McManus (1997)  
Rick Meyer (1988-90)  
Jerald Moore (1987)  
Michael Mullen (1998)  
Steve Murray (1999-01)  
Malcolm Nelson (1983-84)  
Ray Oen (1931-33)  
John Pawielski (2002-05)  
Randy Rasmussen (1979)  
Donald Riddell (1926)  
Joseph Scheitlin (1970)  
Bob Searcy (1948)  
Antonio Shenault (2015-18)  
Bobby Singletary (1985-86)  
Mark Soteber (1971)  
Andre Taté (2007-08)  
Emery Trotter (1942)  
Anthony Tyskiewicz (1961)  
Brock Walker (2019-21)  
Bo Wasurick (1995)  
Verdis Webb III (1995-96)  
John Williams (1965-66)

## #35

Danny Anderson (2019)  
Frank Bachman (1954-55)  
Frank Barle (1935)  
John H. Bartel (1938-40)  
Ray Bates (1936-37)  
John Bertolt (1938-40)  
Jay Bevan (1934)  
Dan Boyd (1988)  
Jason Cooper (1999)  
Dick Enga (1962)  
John Gardner (1942)  
George Geelan (1941)

Robbie Gray (1991)  
Thomas Hamner (1995)  
Jon Hoese (2007-10)  
Lee Horning (1990)  
Vincent Hippolite (1992-94)  
Donald Johnson (1953)  
Wayne Kakela (1927)  
Mike Laliberte (1979-82)  
Derik LeCaptain (2021-22)  
Dale Lindsley (1950)  
Derrick Martin (1990)  
John Matthews (1974-77)  
Phil McManus (1944-45)  
Richard Nelson (1943)  
Jerome Newsom (1964-66)  
Tom Nicklow (1989)  
Timothy O'Keefe (1987)  
Ryan Rindels (1996-99)  
Thomas Robbins (1957-60)  
Paul Rudolph (1971-72)  
Dominic Schultz (2013)  
Steve Siliannon (1946-47)  
Donovan Small (1983-86)  
Judd Smith (2006)  
Henry Tasche (1968-70)  
Seth Thompson (2006-07)  
Ray Tometz (1931)  
Mackenzey Toussaint (2000)  
George Tuttle (1926)  
Ron Wallin (1951-52)  
Jaylen Waters (2016-17)  
Rodrick Williams Jr. (2012-15)  
Mike Wojciechowski (2000-04)  
Jim Zak (1961)

## #36

Frank Alexander (1931)  
John Baumgartner (1951-54)  
Richard Borstad (1955-58)  
Timothy Browne (1969)  
Edward Burns (1974-78)  
Blake Cashman (2015-18)  
Omar Douglas (1990)  
Nicholas Elias (1988)  
Byron Evans (1995-99)  
John Geist (1943)  
Roger Hagberg (1959-60)  
Chase Haviland (2011)  
Chris Hawthorne (2012-13)  
Terry Hedstrom (1961)  
Joseph Holmberg (1964-66)  
Ron Holty (1991)  
Cavonte Johnson (2013-14)  
Demetrus Johnson (2000-02)  
George Kemp (1967)  
Leo Kenney (1939)  
Michael Kurus (1992-94)  
Vernal LeVoir (1934-35)  
Arnold Mandas (1950)  
Bishop McDonald (2020-21)  
Bill McGee (1986-87)  
Bill Meili (1926)  
Mike Milosevich (1936-38)  
Joel Monroe (2006-08)  
Todd Peterson (1979-82)  
Stephon Rhea (2004)  
Jay Sharp (1962-63)  
Gordon Soltan (1946-50)  
Mike Steidl (1971-73)  
Dave Thomas (1941)  
Mark Vander Woude (1985)

## #37

Dick Anderson (1950)  
Hal Anderson (1931)  
Riley Austin (1999)  
Don Bailey (1951-52)  
Valdez Baylor (1982-85)  
Jim Bean (1995)

Dennis Cornell (1966)  
Eric Ellestad (2007-10)  
George Franck (1937-40)  
Ron Goetz (1986-89)  
Stanley Hanson (1936)  
Chris Holden (2002-05)  
Caifson Johnson (1935)  
Donald Jukich (1959)  
Michael Kasten (2005)  
Dewey King (1944)  
John King (1971-73)  
Woodrow Kramer (1934)  
Glenn Lewis (1978-80)  
John Lundin (1947-50)  
John Lundquist (1943)  
John Mack (2018)  
Henry Manny (1981)  
Patrick McCarthy (1969)  
John Merrill (2001)  
Peter Mortell (2013-15)  
Tom Murphy (1977)  
Roderick Narcisse (1992-93)  
Jim Perkins (1974-76)  
Peter Ralles (1970)  
James Snyder (1990-91)  
Edgar Ukkelberg (1926)  
Bruce Van De Walker (1964-65)  
Brady Weeks (2019-22)  
Parc Williams (1994-98)  
Wesley Windmiller (1942)

## #38

William Bevan (1934)  
Robert Blakely (1956-58)  
Sholly Blustin (1927)  
Jason Bruce (1985-88)  
Emmit Carpenter (2015-18)  
Michael Danielson (1966)  
Jim Demos (1943)  
Scott Dowd (1977)  
Christian Eldred (2012)  
Scott Farnes (1975-76)  
Fred Farthing (1964)  
Gene Flick (1939-41)  
Brandon Hagen (2002-04)  
Justin Hall (1997-00)  
Brent Harms (1978-81)  
Blake Haudan (2007-09)  
James Heid (1959)  
Tim Heid (1958)  
Melvin Henderson (1965)  
Laron Honn (1945)  
Neil Hyde (1926)  
Frank Johnson (1942)  
Jerry Jones (1960-62)  
Michael Lantz (2019-20)  
Barry Mayer (1968-70)  
Sean McMenomy (1994-97)  
Andy Metz (2006)  
Peter Mortell (2012-15)  
Mike Ramerth (1971-73)  
Sam Riley (1935-37)  
Craig Scruggs (1994)  
David Schwerman (2011-12)  
Marcus Singletary (2008)  
Norbert Soukup (1944)  
Bob Sudler (1982-84)  
Sam Swartz (1931-33)  
Lewis Ben Williams (1989-91)  
Marquette Williams (1992-93)  
Josh Wiltzie (2004-05)  
Ken Yackel (1954-55)

## #39

Gordon Alexander (1939)  
Bob Bach (1947)  
Remus Bretoi (1943-44)  
Milton Bruhn (1932-34)  
Jeff Carr (1975-78)

Jermel Carr (1994-95)  
Antonio Carter (1990-93)  
Tom Chandler (1969-71)  
Edward Christian (1965-66)  
Joe Christopherson (1981-85)  
Bill Collins (1931)  
Pat Cotter (1994)  
Paul Dagner (1979)  
Greg Gerths (1972)  
Steve Goldberg (1974)  
Bob Greer (1941)  
Donald Haugo (1967-68)  
Duke Johnson (1926)  
Mark Jundt (2003-04)  
Ray Kaiser (1996-97)  
Michael Lehan (1998-02)  
Josh Robertson (2006-07)  
Don Roedel (1960)  
Jan Schwantz (1951)  
Darrell Thompson (1986-89)  
Jordan Wettstein (2011-12)  
Elmer Wilkow (1936-38)  
DeWayne Williams (1980)  
Kenneth Wold (1959)  
Nate Wozniak (2014)

## #40

Neal Abraham (1947)  
Roger Aris III (1977-80)  
Michael Barrett (1995-96)  
Bronko Danovic (1939)  
Mike Derickson (1972)  
Marty Eng (1951)  
Steve Franklin (1985-86)  
Bill Garnaas (1940-43)  
William Garner (1955)  
Jeff Geier (1988)  
Michael Gist (1991)  
Ralph Goode (1953-54)  
Scott Harms (1976)  
Jared Hartman (2014)  
Dick Humleker (1969-71)  
Frank Jacobs (1981)  
Kenneth Jacobson (1962-64)  
James King (1987)  
Eric Lee (2000)  
John Lewis (1990)  
William Martin (1957-58)  
Pat McCarthy (2002-05)  
Wilbur Moore (1936-38)  
David Mulholland (1959-61)  
Michael Mullen (1997)  
Tom Murphy (1975)  
Jake Ohlson (1931)  
Dale Rebenohm (1934-35)  
Jerry Ring (1958)  
Omar Salas (1991-94)  
Marvin Spencer (1998)  
Alexander Starks (2016)  
Alex Strazzanti (2019)  
Jack Sturdevant (1948)  
Nathan Tow-Arnett (2012)  
Rick Upchurch (1973-74)  
Lloyd Westin (1927)  
John Wintermute (1966-68)

## #41

Julius Alfonsen (1934-36)  
Oscar Anderson (1937)  
Marion Barber (1977-80)  
Thomas Barber (2016-19)  
Ken Bombardier (1955-58)  
Mark Cross (1994-97)  
Michael Curtis (1967-69)  
Stephon Delarosby (1988)  
Hanif Echols (1982)  
Christian Eldred (2013-14)  
Doug Evans (1987-89)  
Erik Fors (1983-86)

Bill Foss (1950)  
Rod Ganther (1991-93)  
Lewis Garrison (1990)  
Gerald Griffin (1931-33)  
Kenneth Haycraft (1926)  
Justin Kucek (2005-08)  
Michael McMahon (1954)  
Richard McNamara (1953)  
Lonnie Morgan (1964-65)  
Jeff Olson (1998-99)  
Dan Orseske (2009-11)  
Harmon Pierre (1927)  
Larry Powell (1973)  
Rolland Ring (1939-41)  
Walter Ross (1981)  
Bud Schmid (1943)  
Farrell Sheridan (1970-72)  
Lyle Skandel (1958-60)  
Eric Stenzel (2000-03)  
John Storlie (1944-45)  
Charles Swanum (1951)  
Bill Thiele (1950)  
Stanley Thiele (1947-49)  
Miles Thomas (2014-15)  
Robert Williams (1998-00)

## #42

Jerome Benda (1955)  
Gavin Bronson (2012)  
Hubert Bryant (1965-67)  
Robert Carlson (1935-36)  
Tony Cullen (2005)  
Patrick Cummings (1985-89)  
Pride Dexter (1974-75)  
Jim Dillenburg (1997-98)  
Ray DiIulo (1976, '78-79)  
Rishon Early (1992-96)  
Roger French (1950)  
Ron Ganther (1990)  
Claude Glotzmaier (1943)  
Andre Harris (1980-84)  
Ed Heinz (1951-54)  
Lloyd Hribar (1931-33)  
Gene Jelacic (1977)  
Cawson Johnson (1934)  
Daifon Johnson (1954)  
Bob Kasper (1944-45)  
Kevin Keller (1972-73)  
Ko Kieft (2017-21)  
Jason Lamers (2004-05)  
Bert Lund (1940)  
Vincent Lundeen (1938-39)  
Willie Middlebrooks (1997-00)  
Francis Paquette (1968)  
Harold Payne (1960)  
John Price (1974-75)  
Maurice Rhodes (1969-70)  
Simpson Sartin (1990-91)  
Dominic Schultz (2013-14)  
Nathan Skjei (1962-64)  
Jon Thissen (1986)  
Logan U'u (2007-09)  
Richard Whimney (1959)  
Harold Wrightson (1937)

## #43

Grady Appleton (1982-83)  
Neil Bengtson (1959)  
Rick Bennett (1968)  
John Bergstrom (1967)  
John Bruton (1966)  
Chester Cooper (1977-81)  
Dennis Cummings (1972-75)  
Ryan Grant (2009-12)  
Fred Guest (1935)  
Larry Halenkamp (1947)  
Ellsworth Harpole (1931-33)  
Tyler Hartmann (2013-15)  
Melvin Henderson (1963-64)

# ALL-TIME NUMBERS

Steve Heston (1976)  
 Charlton Keith (2002)  
 James Lund (1936)  
 Eli Mau (2022)  
 Ken McClintock (1989-92)  
 Rob McGarry (2004-07)  
 Jim McGraw (1971)  
 Marcus McIntosh (1985-86)  
 Hadrian Moore (1988)  
 Mari Moore (1993-98)  
 Lyman Myers III (1995)  
 Dale Quist (1951)  
 Darrell Reid (2001)  
 Rubel (1927)  
 Kyle Schwebke (2005)  
 Bailey Schoenfelder (2017-19)  
 Jay Sharp (1961)  
 Dave Skrien (1948-50)  
 Brian Smith (2003-04)  
 Chris Smith (1993-94)  
 Larry Stevenson (1969-70)  
 Howard Straiton (1939-41)  
 Arthur Werth (1934)  
 Wayne Williams (1942)  
 James Zak (1960)

## #44

Terry Addison (1968-69)  
 Norman Anderson (1955-57)  
 Jason Andraschko (1998)  
 Bill Atkins (1939)  
 Greg Baldwin (1997)  
 Colton Beebe (2016-18)  
 Bredemus (1926)  
 Carlton Burt (1987-90)  
 Rashad Cheney (2020-21)  
 Arthur Clarkson (1934)  
 Gordon Condo (1965-67)  
 Ed Cotton (2010)  
 Chris Darkins (1992-95)  
 Chester Durda (1949-50)  
 Rodney Elton (1962-64)  
 Nathan Harlan (1948)  
 Dale Henriksen (1972-74)  
 Deon Hightower (2005-08)  
 Dick Kelley (1942)  
 Tom King (1959-61)  
 Kent Kitzmann (1975-78)  
 Bill Marcotte (1944-45, '47)  
 Rob McGarry (2004)  
 Dick McGee (1943)  
 Robert McNamara (1953-54)  
 Gabe Mezzenga (2013)  
 Lyman Myers III (1996)  
 Allen Payne (1971)  
 David Puk (1982-85)  
 Marvell Ross (1979-81)  
 Thomas Tapeh (1999-03)  
 Bob Thompson (1951-52)  
 Myron Ubl (1931-33)  
 Marquette Williams (1991)  
 Harold Wrightson (1935-38)

## #45

Charles Avery (1943)  
 Adekunle Ayinde (2014)  
 Frank Brown (1947-48)  
 Timothy Cashman (1960)  
 Darrell Cochran (1954-55)  
 Gary Colberg (1961-62)  
 David Colburn (1964-65)  
 Ragland Cooper (1967)  
 Carter Coughlin (2016-19)  
 Bill Daley (1941-42)  
 Duane Dutrieuille (1983-86)  
 Junior Eugene (2001-05)  
 Orville Freeman (1938-39)  
 Duane Gregory (1977)

Dale Hanson (1936)  
 Nick Hart (2015-16)  
 Thomas Hennessey (2006-08)  
 Sean Hoffman (1996-00)  
 Gary Hohman (1969)  
 George Honza (1970-72)  
 Frank Jackson (1987-90)  
 Mike Jones (1973-76)  
 Bryan Klitzke (2009-11)  
 Cody Lindenberg (2020-22)  
 Francis "Pug" Lund (1932-34)  
 Earl Nelson (1931)  
 Malcolm Nelson (1982)  
 Don Olson (1949-50)  
 Mike Peppe (1978-81)  
 John Purmort (1953)  
 Riggs (1926-27)  
 Jerry Rose (1958)  
 Duane Ruzynski (1994)  
 Ray Strate (1937)  
 Mike Wey (2006)  
 Dick Wheaton (1951)  
 Earl "Deon" White (1994-95)  
 Lance Wolkow (1991-93)

## #46

Dick Borst (1962-63)  
 Cameron Botticelli (2011-14)  
 Chip Brixius (1988)  
 Tim Cashman (1926)  
 Wayland Crowder (1992-93)  
 Winston DeLattiboudere (2016-19)  
 Tony Dupree (1999-01)  
 Harold Emlein (1927)  
 Dick Enga (1960)  
 Melvin Ferguson (1982)  
 Lucas Finnessey (2020-22)  
 Maurice Forte (1966)  
 Ray Gammon (1948)  
 Archie Givens (1964-65)  
 Robert Grandas (2002-03)  
 Duane Gregory (1978-81)  
 Leland Johnson (1936-39)  
 George Kemp (1968-69)  
 Ron Kullas (1973-76)  
 Scott Marston (1989-91)  
 Art Meyers (1931-33)  
 Doug Mueller (1983-87)  
 Mike Peppe (1977)  
 Bill Peterson (1943)  
 John Shevlin (2004-07)  
 B. Willis Smith (1934-35)  
 Rufus Smith (1994-98)  
 Bob Solheim (1942)  
 Mike Sullivan (1951-54)  
 Matt Sutton (1944)  
 Tom Walthower (1971-72)

## #47

Jim Bean (1996-98)  
 Paul Benson (1960-61)  
 Alex Bisch (2012-14)  
 Jim Bloom (1947)  
 Lawrence Bugri (1934)  
 Ryan Coleman (2007-10)  
 Steve Conway (1969)  
 Dick Dargis (1951-52)  
 Mervin Dillner (1931-33)  
 Greg Engobos (1972-74)  
 Bob Fitch (1938-41)  
 Willis Fjerstad (1956)  
 Jack Gibbens (2021)  
 Steve Gisselman (1995)  
 Mark Heffelfinger (1946)  
 Jacob Herbers (2016-19)  
 Sewell Johnson (1942)  
 Jerry Kafka (1944)  
 Paul Kangas (1988)

Merle Larson (1935-36)  
 Mike Lausen (1975-76)  
 Tommy Leavitt (2005)  
 Chuck Lowell (1978-79)  
 William McMillan (1962)  
 Gary Melchert (1958-59)  
 Pat Moran (1945)  
 Paul Nixon (1999-03)  
 Malvin Nydahl (1927)  
 Aaron Piepkorn (1989-90)  
 Don Pollard (1985-86)  
 Hayden Schwartz (2022)  
 Richard Seitz (1964-66)  
 Jack Simmons (2004)  
 Dave Sokovits (1950)  
 Kevin Taylor (1980-83)  
 Justin Waldron (2001)  
 Daryn White (1991-94)  
 John Williams (1984)  
 Neal Wucherer (1977)

## #48

Duane Bagtien (1943)  
 Lowell Baker (1944)  
 Fred Baston (1946)  
 Brent Berglund (1988)  
 Bruce Berryman (1934-36)  
 Jim Bierman (1947-48)  
 Mike Brown (1992)  
 Willis Carlson (1998)  
 William Collins (1990-91)  
 Mike Crowther (1971)  
 DeWayne Eldridge (1980-81)  
 Ron "Skip" Engel (1949-50)  
 Fred Farthing (1961)  
 Jake Filkins (2010-13)  
 Lucas Golecinsky (2020)  
 Tod Guberman (1958)  
 Jim Henry (1970-72)  
 Paul Hritzko (1983)  
 Dawayn Johnson (1955)  
 Mike Kimbell (1993-94)  
 Mike Kissell (1945)  
 Bryan Klitzke (2007)  
 John Knoblauch (1982)  
 Roger Lowe (1960)  
 Ben McNaboe (2019-20)  
 Joe Meighen (1951-54)  
 Eric Moberg (1997)  
 Norm Montgomery (1974-75)  
 Donald Moore (1956-57)  
 Jeffrey Nygren (1967-69)  
 Mike Omar (1962)  
 Asteino Osei (1998-01)  
 Craig Otto (1984)  
 Gordon Paschka (1938-41)  
 Herman Peschken (1931)  
 Mario Reese (2003-06)  
 Steve Rhem (1989)  
 Charles Sanders (1965)  
 David Scanlon (1996)  
 Jack Spewak (1942)  
 Jeff Thompson (1976-79)  
 Nick Tom Arnett (2007-09)  
 Spencer Wagnild (1932-33)  
 Blake Weber (2015-16)  
 David Williams (1985-87)

## #49

Josh Aune (2018)  
 Robert Brody (1944)  
 James Brunzell (1968)  
 Doug Dobmeier (1972)  
 Jeremy Faue (2005-07)  
 Matt Garin (2010-12)  
 Dale Halverson (1960)  
 Herb Hein (1941-42, '46)  
 Dan Henken (1997)

Bryson Hollimon (1974)  
 Stephen Hopkins (2002-04)  
 Lungen Howard (1982-85)  
 Lindsay Hoyer (1971)  
 Paul Izban (1978)  
 Joe Jammik (1938-40)  
 Scott Jilek (2007-08)  
 Dean Kaufman (1989-92)  
 Paul Kelley (1945)  
 Wallace Ray King (1935-37)  
 Ben Langford (1993-96)  
 Frank Larson (1932-34)  
 James Leslie (1963)  
 Larry Luckman (1969)  
 Jerry Maden (1999-01)  
 Kamal Martin (2016)  
 Hoyt Moncrief (2013)  
 Tony Ogeltree (1975)  
 Richard Peterson (1965-67)  
 Russell Peterson (1961)  
 Scott Prescott (1950)  
 Dan Quam (1979)  
 Dave Ramlet (2014)  
 Bob Reinsen (1931)  
 Sam Richter (1987-88)  
 Bob Ryan (1976-77)  
 Mark Slater (1937)  
 Sylvester Watson (1980)  
 Teddy Watson (1981)

## #50

Bob Anderson (1980-81)  
 Oliver Bakken (1972-74)  
 Gavin Barkknecht (1991)  
 Charles Brown (1936)  
 Gerald Calvin (1961-62)  
 Marlon Colbert (1998)  
 Donny Dalton (1996)  
 Pat Dillon (1957)  
 Kenneth Dollarhide (1934)  
 Frank Frye (1963)  
 Dave Gardner (1976-79)  
 JJ Gueder (2019-22)  
 George Hassett (1955)  
 Gary Isacson (1987)  
 Tommy Jacobs (2004-05)  
 Floyd Jaszewski (1947-50)  
 Bill Johnson (1938-40)  
 Derek Johnson (1987-90)  
 George Kabela (1931)  
 Harry Kasten (1950)  
 George Larson (1958-60)  
 Bill Light (1969-71)  
 James Lund (1935)  
 Jack Lynn (2013-16)  
 Ron Meritz (1991)  
 Merle Moehnk (1946)  
 Woodrow Nold (1932-33)  
 Randy Nelphrey (1983-86)  
 Randolph Rajala (1965-67)  
 Paul Sanders (1975)  
 Charles Stamschror (1952-54)  
 Scott Stephenson (2002-03)  
 Pat Sveum (2008-11)  
 Greg White (1999-01)  
 Scott Williams (1992-95)  
 Val Zemke (1998)

## #51

Ogunseye Akbar (1994-96)  
 Akeem Akinwale (1997-01)  
 Paul Banks (1944)  
 John Bicanik (1940-42)  
 Dennis Cappella (1991-93)  
 Martin Christiansen (1937-39)  
 Shelton Clay (1958)  
 Doyle Cockrell (1990)  
 Bob Coughlin (1986-90)

Mark Crain (1984)  
 Steve Craine (1972-75)  
 Curtis Dunlap Jr. (2018-20)  
 Dick Enga (1961)  
 Darrell Faulk (1982-83)  
 Mike Ford (1980)  
 Vernon Frye (1953-54)  
 Scott Jacobson (1976)  
 William Jukich (1956-58)  
 Paul Kelly (1946-48)  
 Warren Kilbourne (1936)  
 George Kramer (1955)  
 Douglas Martin (1985)  
 Bill Merrill (1949-50)  
 Winston Minor (1968-69)  
 Tom Mullin (1970-71)  
 Kevin Naddy (1977)  
 Brad Odegard (1978-79)  
 James Olsonoski (1959)  
 Mark Pazo (1981)  
 James Perault (1960)  
 Arthur Pharrick (1927)  
 Darrell Reid (2002-04)  
 Brad Robinson (1931-33)  
 Dale Rucker (1964-65)  
 Glenn Seidel (1934-35)  
 Eric Small (2007)  
 Gary Tinsley (2009-11)  
 Nathan Triplett (2005)  
 Eric Waldron (1943)

***\*NOTE: A different linebacker wore No. 51 in each game during the 2012 season to honor the late Gary Tinsley.***

## #52

Paul Anderson (1985-87)  
 Luke Braaten (1995-99)  
 Dennis Cappella (1990)  
 Doyle Cockrell (1991-94)  
 Art Edling (1948-50)  
 Zac Epping (2011-14)  
 Pat Evans (1988-89)  
 Woodrow Evans (1940)  
 Paul Faust (1963-65)  
 Robert Frisbee (1959)  
 Louis Gerischer (1931-33)  
 Thomas Gritton (1961)  
 O. Bud Gullickson (1944-45)  
 Eric Johnson (1982)  
 Mark Klonowski (1934)  
 Jerry Laue (1942)  
 Sam Logan (2000)  
 Luther McCoy (2022)  
 Kyle McKenzie (2001-05)  
 Scott Mullen (1968-70)  
 Mike Ness (1967)  
 Dave Noland (1972-75)  
 Jeff Norton (1999-01)  
 Steve Puk (1983-84)  
 Ron Renzi (1981)  
 Tim Rosland (1980)  
 Darell Schwen (1976-79)  
 Bernard "Mike" Svendsen (1955-58)  
 Charles Swanson (1943)  
 Jamaal Teague (2018-19)  
 Yshoub Timms (2013-16)  
 Jeff Tom-Arnett (2006-09)  
 Bob Weld (1935-37)  
 Ben West (2001)  
 Joe Widseth (1939)

## #53

DaVonta Bell (1999-00)  
 John Billman (1939-42)  
 Tomm Brownson (1973)  
 John Buending (1954)  
 Richard Buendorf (1988)

# ALL-TIME NUMBERS

Brad Bultman (2003-04)  
 Ted Burke (1969)  
 D.J. Burris (2007-10)  
 Jack Clemens (1945)  
 Bud Conley (1943)  
 Frank Dallera (1934-35)  
 George Faust (1936-38)  
 Mark Garvis (1991)  
 Kenneth Gay (1931-33)  
 Dale Halvorson (1959)  
 Peter Hiestand (1932-95)  
 Fred Just (1946-47)  
 Scott Kneen (1996-97)  
 Frank Linhoff (1944)  
 Fred Loewen (1974-75)  
 Frank Marchlewski (1962-64)  
 Jack McChesney (1957)  
 Mark Mullaney (2003-05)  
 Tommy Olson (2011-13)  
 Jack Park (1958)  
 Patrick Parr (1965)  
 James Perault (1961)  
 Jack Perkovich (1960)  
 Steve Peterson (1984-87)  
 Randy Rasmussen (1980-83)  
 Mark Slater (1976-77)  
 Chris Stogdill (1989-91)  
 Steve Tobin (1978-79)  
 Bradley Vance (2001-02)  
 Bob Veldman (1970-72)  
 Robert Youso (1956)

## #54

Paul Benson (1960)  
 Dan Elmer (1935-38)  
 Richard Farmer (1934)  
 Tom Ferrara (1944)  
 Harry Hall (1931)  
 Gary Hamre (1953)  
 Kim Jaker (1972)  
 Ron King (1969-71)  
 Wayne King (1966-68)  
 George Matchan (1927)  
 William Nelson (1958)  
 Roger Plath (1973)  
 Deryl Ramey (1963-65)  
 Wayne Robinson (1951-52)  
 Jim Shearer (1945)  
 Gerald Sincok (1932-33)  
**Bruce Smith (1939-41)**  
 Dan Wagner (1946)  
 George Washington (1974-76)  
 Richard Yates (1955-58)  
*\*NOTE: Number 54 was retired June 27, 1977, in honor of Bruce Smith.*

## #55

Jerry Annis (1957-60)  
 Harold Barnhart (1927)  
 Dave Belock (1998-00)  
 Brad Bultman (2006)  
 Bob Carley (1943-45)  
 Theiren Cockran (2012-15)  
 Jerome Davis (1992-93)  
 Chris Engel (1975-77)  
 Ben Hamilton (1996-00)  
 Harry Hendrickson (1947-50)  
 Mike Henry (2010)  
 Ray Hitchcock (1983-86)  
 Ken Jeanotte (1979)  
 Jay Julius (1970)  
 Harold Kastan (1950)  
 Charles Killian (1965-66)  
 Robert Knippenberg (1953)  
 Keith Kuebelbeck (1980-82)  
 Victor Kulbitski (1941-42)  
 Dean Maas (1955-56)  
 Terence Maus (1961)

Connor Mayes (2014-16)  
 Cedric McKinley (2008-09)  
 Anthony Pahula (1967)  
 Scott Prescott (1951-52)  
 Joseph Pung (1962-64)  
 Ernest Rhoney (1994)  
 John Roning (1934)  
 John Scroggins (2003-04)  
 Jeff Selleck (1972-74)  
 Karter Shaw (2021-22)  
 Thomas Simon (1968-69)  
 Mariano Sorri-Marin (2018-22)  
 Victor Spadacchini (1935-37)  
 Joel Staats (1988-91)  
 Ed Steinbauer (1938-40)  
 Tony Strouth (2007)  
 Carl Tengel (1932-33)  
 Dave Watson (1994-95)  
 Ray Willahan (1931)  
 Ken Wypyszynski (1978)  
 Brett Zacho (1988)

## #56

Ty Barron (2019-20)  
 Raymond Baylor (1993)  
 Tom Brownson (1975-76)  
 Dick Burk (1941-42)  
 Dick Dargis (1950)  
 Steve Davis (2007-08)  
 Art Der Derian (1943)  
 Curtis Dunlap (2021)  
 Douglass Frey (1990)  
 Robert Eastlund (1968-70)  
 Shawn Ehrlich (1992)  
 Harold Haiden (1932-33)  
 Dale Hegland (1971-74)  
 Peter Hiestand (1991)  
 Jack Johnson (1977-79)  
 John Kelly (1981, '83-84)  
 Germain Landrum (1998-99)  
 Jon Leverenz (1985-89)  
 Patrick Lilja (1961)  
 Dick Lutz (1945-46)  
 John Mariucci (1937-39)  
 Val Martin (1921)  
 Mike Moe (2080)  
 Steve Mulholland (1982)  
 Gerald Nelson (1954-55)  
 Jerry Newell (1940)  
 Russell Peterson (1960)  
 Gordon Quist (1944)  
 Nick Rallis (2013-16)  
 Robert Reis (1953)  
 Jerome Shelter (1956-59)  
 Robert South (1990-91)  
 Earl "Bud" Svendsen (1934-36)  
 Tyson Swaggert (2003-06)  
 Rian Teller (1963-64)  
 Dale Warner (1947-50)  
 Lamanzar Williams (1994-97)  
 Willis Wood (1951-52)

## #57

Andy Austin (1993)  
 Horace Bell (1936-38)  
 Chris Bennett (1979-82)  
 Patrick Cheney (2004-06)  
 Dave Christensen (1972)  
 Danberg (1927)  
 Robert Erickson (1959)  
 Dennis Fitzpatrick (1978)  
 Tom Fitzpatrick (1967-77)  
 Robert Frisbee (1961)  
 Jerry Helgeson (1951-54)  
 Aaron Hill (2010-13)  
 Jack Hubool (1957)  
 Victor Johnson (1939-40)  
 Joe Karsten (1988)  
 Jack Kern (2019-21)

Sulo Koski (1931-33)  
 Mark Linnell (1974-75)  
 Gerald Macken (1960)  
 Marty Mathis (1990-92)  
 Patrick McCarthy (2002)  
 Steven McInerney (1970)  
 Steve Midboe (1973)  
 Gerald Mitchell (1948-50)  
 Kenneth Mourer (1967-69)  
 Bruce Nimmer (1958)  
 Don Norland (1946)  
 Nate Pearson (1995-97)  
 John Perko (1941-42)  
 Nick Perzichilli (1999)  
 Peter Prudden (2000-03)  
 Gary Reiersen (1965-66)  
 George Roscoe (1934-35)  
 Dale Rucker (1963)  
 Tim Socha (1994)  
 Dick Streiff (1989)  
 Dick Van Dusen (1944-45)  
 Collin Versich (1962)  
 Everett Williams (2014)  
 Willis Williams (1988)  
 Troy Wolkow (1985-87)

## #58

Andy Aafedt (1950)  
 James Barle (1964-66)  
 Norbert Bathke (1967)  
 Chris Bebel (1978)  
 Gene Bierhaus (1940-42)  
 Donald Burawski (1960)  
 Terrance Campbell (2001-03)  
 Clifford Cook (1938-39)  
 Greg Gerths (1973-74)  
 Steve Goldberg (1971-72)  
 Scott Guldin (1984-87)  
 Craig Hendrickson (1988-90)  
 Bill Hjortaa (1991)  
 Jackson Hunter (2022)  
 Ed Kafka (1935-37)  
 Tom Lavaty (1968-70)  
 Kevin Naddy (1975-76)  
 Ed Olson (1979-82)  
 Ed Olson Jr. (2010-13)  
 Tommy Olson (2014)  
 Quinn Oseland (2016-18)  
 Maurice Paulsen (1958)  
 Dick Potvin (1932-34)  
 Antoine Richard (1995-98)  
 Pat Rooney (1945)  
 Duane Rudquist (1959)  
 Johnny Sampsy (2004)  
 William Sausen (1962)  
 Mike Sherals (2005-07)  
 Lloyd Stein (1931)  
 Paul Sutton (1943)  
 Rick Thome (1990-94)  
 Robert Turnaciff (1944)  
 Desi Williamson (1977)  
 Val Zemke (1999-00)  
 John H. Zupetz (1946-50)

## #59

Ken Anderson (1973)  
 Bob Bailey (1969-72)  
 Joey Balthazor (2010-12)  
 Tom Berthon (1940)  
 Harry Coates (1950)  
 Jerome Davis (1994-96)  
 Ben Day (1939)  
 Rayfield Dixon (2014-16)  
 Daniel Drexler (1961)  
 Mark Dusbabek (1983-84, '86)  
 Loel Frederickson (1942)  
 Douglas Frey (1991)  
 Dan Gitlewski (2000)  
 Darryl Harris (1993)

Irving Hork (1935)  
 Maurice Johnson (1932-34)  
 William Juhl (1944)  
 Thomas Jung (1957)  
 Mike Kissell (1946-48)  
 Dick LaBorde (1988-90)  
 Derik LeCaptain (2019-20)  
 Clarence Lilevien (1936-37)  
 Neil Litman (1938)  
 Steve Lundeen (1966-68)  
 John Lundin (1945)  
 John Merilltinn (1959)  
 Don Meyer (1977-79)  
 Steve Moore (2005-08)  
 Daniel Powers (1960)  
 Ernest Rhoney (1993)  
 Donald Riddell (1992-94)  
 Calvin Stoll (1949-50)  
 Jon Thissen (1987)  
 Ben West (2002-03)  
 Jim Wilkinson (1997-98)  
 John Wood (1980-82)

## #60

J.D. Anderson (1979)  
 Sheldon Beise (1933-35)  
 Phil Belfiori (1936-39)  
 Chris Bergstrom (1992-96)  
 Bill Carroll (1946-48)  
 Willie Costanza (1961-64)  
 John Darkenwald (1966-68)  
 Eric Farr (1985-86)  
 Robert Fitch (1945)  
 John Freeman (1974-75)  
 William Garbe (1953)  
 Clayton Gay (1927)  
 Ralph Green (1991)  
 Ron Hanson (1997)  
 William Jantzen (1931-33)  
 Matt Krueger (2006)  
 David Kuchar (1980-81)  
 Michael Kurus (1991)  
 Richard Lee (1943)  
 Matt Leidner (2015-16)  
 Gordon Lindgren (1951-52)  
 Roger Martin (1955-56)  
 Paul Nanasi (1973)  
 Mike Nicholson (2001-05)  
 Don Nolander (1940-42)  
 Dean Odegard (1957-60)  
 Curt Olson (1972)  
 Pat Paquette (1978)  
 Joe Palke (1998-99)  
 John Michael Schmitz (2018-22)  
 John Sundin (1949-50)  
 Chris Thome (1987-90)  
 Vernon Winfield (1969-71)  
 Joe Winkelman (1982-83)  
 Ryan Wynn (2007-11)  
 Dennis Zachary (1976-77)

## #61

Richard Anderson (1951-52)  
 Russ Anderson (1973)  
 Jeff Batta (1987)  
 Dean Boyce (1931)  
 William Dallman (1962-65)  
 Trey Davis (2007-09)  
 Bronson Dovich (2016-18)  
 Mark Drabczak (1986)  
 Greg Eslinger (2002-05)  
 Scott Hendrickson (1989-91)  
 Dennis Hoglin (1968)  
 Fred Just (1945)  
 Bill Kaminski (1927)  
 Warren Kilbourne (1937)  
 Dominic Krezowski (1934-36)  
 Aaron Kukowski (1995)  
 Frank Kuzma (1946-50)

William Laasko (1966)  
 Roy Lilja (1942)  
 John Ludwig (1944)  
 Doug Martin (1983)  
 Alan Minske (1972)  
 Todd Ness (1980-81)  
 Mike Organ (1978)  
 Fred Ogus (1979)  
 Mike Pihlstrom (1985, '87-88)  
 Mike Ramerth (1974)  
 Lee Rankin (1969-71)  
 Bob Rasmussen (1955-58)  
 Art Rohlen (1938-39)  
 Tom Sapp (1975-77)  
 James Stannard (1953)  
 Robin Teller (1959-61)  
 George Vertin (1992-94)  
 Timothy Ward (2000-01)  
 Bret Weiss (1984)  
 Jason Zander (1995-98)

## #62

James D. Anderson (1977-79)  
 John Brenny (2003-04)  
 Brian Callahan (1963-65)  
 Robert Charon (1957-59)  
 Ryan Christian (1999)  
 Kenneth Dollarhide (1937)  
 Perry Gehring (1955-56)  
 Matthew Hedge (1987)  
 Jim Hobbins (1982-86)  
 Gregg James (1994-97)  
 Eric Jacques (2011-12)  
 Tony Keel (1961-62)  
 Morgan Kirkland (2000-02)  
 Robert Kelson (1946)  
 Bob Lindberg (1951)  
 Terrance Matula (1973-76)  
 Jim McAlpine (1960)  
 Zach Mottla (2011-12)  
 Bob Nevin (1944)  
 Todd Peterson (1980)  
 Eric Petersen (1981)  
 Jerome Rau (1952-54)  
 Steve Recksiedler (1988-89)  
 Bob Sanders (1940-42)  
 Jacob Schuster (2022)  
 John Stark (1927)  
 Paul Tollerfson (1970-72)  
 Don Twedell (1938-39)  
 John Walsh (1966-67, '69)  
 William Wangerin (1990-93)  
 Jared Weyler (2016-18)  
 C. Bud Wilkinson (1934-36)

## #63

Elmer Apmann (1928, '30, '32)  
 Austin Beier (2019-21)  
 David Blanchard (1948)  
 Andy Brinkhaus (2006-09)  
 Andrew Brown (1966-68)  
 Wesley Brown (1934)  
 Jon Christenson (2012-15)  
 Dave Day (1944-45)  
 Brian Gobirsch (2002-04)  
 Adam Grim (1990)  
 Doug Heidenreich (1951-52)  
 John Hiner (1958)  
 Wally Holmstrom (1940-42)  
 Fred Horde (1927)  
 Kevin Ivers (2000)  
 Steve Jelacic (1960)  
 Charles Kilian (1963-64)  
 Ronald Kluck (1965)  
 Edgar Lechner (1943)  
 Jim McGovern (1946-47)  
 Clarence Munn (1931)  
 Greg Murtha (1977-79)  
 Prince Pearson (1989)

# ALL-TIME NUMBERS

Bob Pedersen (1939)  
 Jack Perkovich (1961-62)  
 James Phillips (1957-58)  
 Kenneth Quinn (1969-70)  
 Mike Rau (1985)  
 Matt Reem (1992-93)  
 Ed Rossman (1953-55)  
 William Ryan (1949-50)  
 Greg Shoff (1972-74, '76)  
 Jason Smith (1994)  
 Tim Socha (1995-98)  
 Steve Soden (2000)  
 Francis Twedell (1936-38)  
 Mark Vanderhaar (1981-82, '84)  
 Mike Walters (1999)  
 Carl Warner (1959)  
 Maurice White (1999)  
 Brian Williams (1986-88)

## #64

Robert Almer (1951-52)  
 Caleb Bak (2011-13)  
 Chip Brixius (1990-91)  
 Ed Bush (1946)  
 Sherman Child (1945)  
 Tom Cross (1976)  
 Eiden Dahl (1954-55)  
 Ken Dallafior (1977)  
 Ryan Domin (1998-00)  
 Shawn Ehrich (1991)  
 Scott Farness (1978)  
 Terrence Floyd (1998)  
 Keith Gehrke (1980-82)  
 Gershowitz (1927)  
 Luke Gilme (1993-97)  
 Jim Haley (1941-42)  
 Richard Kauffmann (1952-53)  
 Peter Kelzenberg (1988)  
 George Kenneth (1970)  
 Rob Kraemer (2001)  
 Gary Krieg (1973)  
 Bill Kuusisto (1938-40)  
 William Laakso (1967-68)  
 Dick Leversoe (1943)  
 Kurt Mangum (1979)  
 Terence Maus (1960)  
 Jeff Moritko (1983-84)  
 Roland Mudd (1961)  
 Vern Oech (1934-35)  
 Conner Olson (2017-21)  
 Wayne Pike (1972)  
 Roger Plath (1974-75)  
 Michael Quist (1969)  
 Sawn Schultz (1985-87)  
 Steve Shidell (2004-07)  
 Ken Simmons (1947-48)  
 Randolph Staten (1963-65)  
 Craig Wacholz (1992)  
 David Wells (1949-50)  
 Marshall Wells (1931-33)  
 Tom Weyandt (1944)  
 Eugene Wittenberg (1957-59)  
 Brett Zacho (1989)  
 Jim Zak (1962)

## #65

Paul Barrington (1956-58)  
 William Brody (2004-05)  
 Josh Campion (2012-15)  
 Doug DeCoster (1946)  
 Neil Fredenburg (1990-93)  
 Doug Friberg (1975-78)  
 Paul Gorgos (1960)  
 Jason Green (2000-01)  
 Jeff Gunderson (1971-73)  
 Luke Herkenhoff (1996-97)  
 Dick Hugunin (1951)  
 William Humphries (1979-82)  
 Bob Johnson (1935-38)

Al Krezowski (1931)  
 Richard Kubes (1955)  
 Bob Kula (1942)  
 Rod Lister (1945)  
 James Long (1965-66)  
 Howard McCarthy (1961)  
 David McChesney (1958-59)  
 Jon Melander (1988-89)  
 Gareth Olson (1947)  
 James Pahlula (1968-69)  
 Dan Rechtin (1983-87)  
 Redmond (1925)  
 Axel Ruschmeyer (2019-22)  
 Dan Schellhammer (1998)  
 Brad Schmidt (1974)  
 Dick Schmitz (1944)  
 Thomas Simon (1967)  
 Thomas Smrekar (1963)  
 Robert Tenner (1932-34)  
 Richard Tyree (1970)  
 Fred Vant Hull (1939-40)  
 Mike Walters (1999-00)  
 Henry Weber (1943)  
 Timothy Wheeler (1964)

## #66

Gary Acromite (1974-77)  
 Boardman (1927)  
 Nathan Boe (2019-22)  
 Darrel Bunge (1971-73)  
 Harry Coates (1952-53)  
 Thomas Fink (1965-68)  
 Keith Gehrke (1979)  
 Mel Grevich (1946)  
 Paul Gurgos (1958)  
 Brandon Harston (2003-04)  
 Larry Hartse (1960-63)  
 Gordon Helgeson (1954-55)  
 Young Ko (1951)  
 Jack Manders (1931-33)  
 Chauncey Martin (1939)  
 Luke McAvoy (2014)  
 Jeff Moritko (1980-81)  
 Jerry Mulready (1941-42)  
 Curtis Nelson (1969)  
 Ed Olson (1978)  
 Nick Peterson (1988-92)  
 Daniel Powers (1959)  
 Mike Pryor (1982-84)  
 Mike Rapko (1943)  
 Bob Roetman (1947-49)  
 Ryan Roth (1997-01)  
 Charles Schultz (1935-38)  
 Ted Stieber (2016)  
 Bryan Suess (1987-88)  
 Richard Sullivan (1964-65)  
 George Svendsen (1934)  
 Alva Tabor (1945)  
 Jim Tallman (1993-94, '96)  
 Nedward Tavale (2005-07)  
 John Thesingia (1957)  
 Ryan Tieden (1995)

## #67

Harold Almquist (1927)  
 Toby Anderson (1992-95)  
 Scott Annestad (1982)  
 John Baudler (1965)  
 Brian Bobek (2014-15)  
 Jim Boo (1950-52)  
 Dave Burkholder (1955-58)  
 Tom Develice (1997)  
 Steve Dimmel (1969)  
 Bill Dunn (1972-73)  
 Carl Ekberg (1940-42)  
 Richard Enderle (1966-68)  
 Tom Fitzpatrick (1979)  
 Robert Hagemeister (1952-54)  
 Bryson Hollimon (1975-77)

Syrus Johnson (1937-39)  
 Rubin Juster (1943-44)  
 Andrew Lawrence (1990-91)  
 James Lennon (1986-89)  
 Dick Maas (1980-81)  
 Herbert Marshall (1964)  
 Mark McElroy (2000-03)  
 Robert McNeil (1958-61)  
 Bob Mealey (1946-50)  
 Victor Pedersen (1945)  
 Gene Rebel (1962-63)  
 Matt Reem (1991)  
 Whitman Rork (1934-36)  
 Rich Roste (1974)  
 Joe Swanson (2004-05)  
 Allen Teeter (1931)  
 Nick Weber (2007-08)  
 Ray Willahan (1932-33)  
 Ivan Zubar (1985)

## #68

George Adzick (1946)  
 Jon Albrecht (1994)  
 Bob Anderson (1983)  
 Fred Auclair (1970)  
 Robert Bethike (1967-68)  
 John Bonner (1942)  
 Chris Bunders (2008-11)  
 Derek Burns (1997-01)  
 Rene Capo (1980-82)  
 Chris Connor (1969)  
 Alan D'Jock (1993)  
 James Dropp (1964-66)  
 Jewhan Edwards (2008-10)  
 Burnham Elton (1951-54)  
 Gene English (1943)  
 Casey Fron (1962)  
 Everett Gerths (1956-59)  
 Gary Hadd (1984-87)  
 Isaac Hayes (2014-15)  
 Dave Herbold (1955)  
 William Herzog (1959)  
 Howard Kroll (1931)  
 Arthur Layton (1988)  
 Marvin LeVoir (1936-38)  
 Erik Lindgren (1995-96)  
 John Lundquist (1944-45)  
 Boye Mafe (2018)  
 Jim McAlpine (1963)  
 John Mulvena (1960-61)  
 Prince Pearson (1990-92)  
 Gaylord Perkins (1947)  
 Jim Perkins (1973)  
 James Ronan (1974)  
 Jackson Ruschmeyer (2022)  
 Mark Setterstrom (2002-05)  
 Marty Stein (1975-79)  
 Peter Svien (1988)  
 Bob Sweiger (1939-41)  
 E. Edgar Ukkelberg (1927)  
 Robert Wiley (1932-33)  
 Larry Wood (1971-72)  
 James Wooley (1935)

## #69

Thomas Brown (1958-60)  
 Justin Carr (2015)  
 Jeremiah Carter (1998-02)  
 William Christison (1966-69)  
 James Elzondo (1993-97)  
 Aireontae Ersey (2020-22)  
 Martin Falk (1939)  
 Mike Falts (1953-55)  
 Paul Faust (1962)  
 Michael Gerlach (1963)  
 Todd Grevious (1990-92)  
 Wade Haapajoki (1995)  
 Don Holker (1947-46)  
 John Jakel (2004-07)

Lloyd Johnson (1927)  
 Kelvin Kleber (1946-58)  
 John Kulbitski (1936-38)  
 Arthur Layton (1989)  
 Boye Mafe (2018)  
 Jim McAlpine (1961)  
 Martin McCabe (1985-88)  
 Art Meadowcroft (1974-75)  
 Clark Mertes (1952-51)  
 J. Bernie Nelson (1940-42)  
 Kent Penovich (1976-80)  
 William Proffitt (1932-34)  
 Phil Rader (1943)  
 Gary Reiersen (1964)  
 Phil Ryan (1944)  
 Clayton Scheuer (1970-72)  
 Joseph Shields (1945)  
 Pat Soland (1931)  
 Scott Tessier (1981-84)  
 Barry Yagodich (1965)

## #70

Kay Anderson (1943)  
 Clinton Andrus (1952-54)  
 Philip Bengtson (1932-34)  
 Thomas Bracher (1966-67)  
 Dave Butler (1955)  
 Brian Carey (1997-99)  
 Joe Christopher (1981)  
 Steve Cunningham (1975-76, '78-79)  
 Chad Fahning (2015-16)  
 Sean Ferguson (2011)  
 Mike Giovineti (1991-95)  
 Ross Indica (1960-61)  
 Scott Irwin (1971-73)  
 Harry Kasten (1950)  
 John Kelly (1980-81)  
 Jim Krause (1965)  
 Erik Larrson (1996-00)  
 Dick Luckemeyer (1942)  
 Pat McCullough (1974)  
 Todd Meisel (2005-07)  
 Louis Milder (1935-37)  
 Dick Munding (1951-52)  
 Fred Nord (1962-64)  
 Erik Osmundson (1957-59)  
 Mike Piel (1982-83)  
 Les Pulkrabek (1927)  
 Dale Pulver (1945-46)  
 Joseph Quinn (2001-03)  
 C. Judd Ringer (1938-41)  
 Sam Schlueter (2017-21)  
 John Selvestra (1986-90)  
 Stephen Thompson (1968-70)  
 Mike Turgeon (1985)  
 David Vertin (1990)  
 David Wells (1948)

## #71

Selmar Anderson (1934)  
 Keith Ballard (1989-92)  
 Kurt Bankson (1978-81)  
 Ed Bannon (1939)  
 John Baudler (1964)  
 Bob Brody (1940)  
 Gann Brooks (1993-96)  
 Greg Cardelli (1975)  
 Dick Danowski (1937)  
 Ben Davis (2018-19)  
 Robert Frisbee (1960)  
 Gene Fritz (1946-49)  
 Todd Goettsche (1976-77)  
 Brandon Hall (2002)  
 Keith Hall (1974)  
 Ron Hansen (1951-54)  
 Richard Holmstrom (1966-67)  
 John Jacoby (1957-59)  
 Lawrence Johnson (1927)  
 Brian Kielbasa (1986-88)

James Krause (1963)  
 Howard Langpap (1943)  
 Robert Lenon (1961)  
 Martes Lewis (2022)  
 Stan Lundgren (1932-33)  
 Chris Menses (2005-08)  
 Kyle McAvoy (2014)  
 Monte Miller (1956-55)  
 Tyler Moore (2015)  
 Glen Nurkka (1954)  
 James O'Brien (1969-70)  
 R. Olson (1935)  
 Lawrence Olsonoske (1945)  
 Maurice Paulsen (1959)  
 Randall Pelphrey (1982)  
 Perry Pickering (1986)  
 Dave Simonson (1971-73)  
 Joe Stepanek (1984-85)  
 Ryan Thorman (1997-00)  
 Nick Tymoszewicz (1968)  
 Manly Wilcox (1941-42)  
 Jeff Willis (2009-10)

## #72

Robert Bedney (1965-67)  
 Frank Brown (1943)  
 Lawrence Buhler (1936-38)  
 Ken Dallafior (1978-79)  
 Scott Farnes (1977)  
 Michael Goldberg (1968-70)  
 Steve Haney (1974-76)  
 Matt Herkenhoff (1971-73)  
 John Holm (1949)  
 Bill Johnson (1942)  
 Ed Johnson (1948)  
 Leslie Knudsen (1932-34)  
 James Krohn (1962-64)  
 Roy Lijia (1945)  
 Thomas Loechler (1959-61)  
 George MacKinnon (1927)  
**BRONKO NAGURSKI (1927-29)**  
 Warren Plunkett (1939-41)  
 George Prest (1946)  
 Russell J. Reed (1951-52)  
 Alonzo Smith (1953)  
 Leren Solberg (1954)  
 Tom Wainright (1944)  
 Gerald Wallin (1955-59)  
 Russ Wile (1935)  
*\*NOTE: Number 72 was retired Oct. 27, 1979, in honor of Bronko Nagurski.*

## #73

Jay Anderson (1969)  
 John Baudler (1966)  
 Peter Bergman (1960)  
 Joe Bjorklund (2012-15)  
 John Bush (1956)  
 Matt Carful (2009-10)  
 Steve Dowzak (1973-75)  
 Bill Foss (1952)  
 Gilbert Gaarder (1944)  
 Donnell Greene (2016-18)  
 Mark Hebenstreit (1976)  
 Steve Heston (1977)  
 Kris Hoffarth (1995-97)  
 Richard Johnson (1955)  
 Lavern Knaape (1943)  
 Charles Kubes (1950, '53-54)  
 Dan Limata (1986-89)  
 John Lilleberg (1981-85)  
 Erik Lindgren (1994)  
 David Lothner (1961)  
 Pat McGrath (1971)  
 James Meinke (2006-08)  
 Brian Moss (2003-05)  
 Jan Nelson (1968)  
 Leo Nomellini (1946-50)

# ALL-TIME NUMBERS

Mark Owens (1978-79)  
 Win Pedersen (1936-39)  
 Steve Puk (1982)  
 Josh Rawlings (1999)  
 Albert Richmond (1970)  
 Charles Judd Ringer (1945)  
 Robert Rogers (1990-93)  
 Donald Rosen (1963-65)  
 Bill Ryan (1951-52)  
 Sylvester Schnickels (1934-35)  
 Jan Schwartz (1962)  
 Arthur Smith (2000)  
 Rene Ulloa (1980)  
 Mike Welch (1940-42)  
 John Williams (1967)  
 Mike Wright (1957-59)

## #74

Robert Almer (1952-'54)  
 Toby Anderson (1991)  
 Jeff Baldauf (1993-97)  
 Doug Bostrum (1949)  
 Kim Budish (1972)  
 Carleton Carlson (1955-57)  
 Nick Connelly (2016-17)  
 Mark Drabczak (1987-90)  
 Richard Erdall (1951)  
 Kenneth George (1969)  
 Gale Gillingham (1964-65)  
 Paul Gorgos (1959)  
 Adam Haayer (1998-00)  
 Jim Haley (1947)  
 Dan Jones (1985)  
 Ezell Jones (1966-68)  
 Alan Keim (1981)  
 Joe Kotval (1970)  
 David Larson (1973-76)  
 Dick Lawrence (1945)  
 Art Layton (1991-92)  
 Marek Lenkiewicz (2011-14)  
 Karl Mecklenburg (1981-82)  
 Rian Melander (2001-04)  
 Dick Nelson (1944)  
 Urban Odson (1938-41)  
 Don Ogren (1943)  
 Pat Paquette (1977)  
 Ryan Ruckdashed (2006-09)  
 Kyle Sassaack (2018)  
 Jan Schwantz (1963)  
 Joe Silovich (1942)  
 Ray Trampe (1934-35)  
 Anthony Tyskiewicz (1962)  
 James Wheeler (1960-61)  
 Dick Williams (1958)  
 Anthony Wozniak (1978-79)  
 Ziemer (1927)

## #75

Al Blom (1951-52)  
 Tyler Cooper (2019-22)  
 David Jerry Ekberg (1948-50)  
 Daryl Foster (1959)  
 Bill Freimuth (1934-35)  
 Dean Giddings (1946)  
 Brian Harvey (1973-76)  
 Ernie Heifort (2012-13)  
 Dave Herbold (1956-58)  
 Jerry Hermann (1966)  
 Otis Hudson (2005-07)  
 Gary Isakson (1988, '90-91)  
 Todd Jesewitz (1992-95)  
 Robert Johnson (1958-59)  
 Steve Kereakos (1960-61)  
 Darroel Knoerr (1927)  
 Jake Kuppe (1998-02)  
 James Leslie (1962)  
 Carl Magnusson (1938-39)  
 Dennis Maloney (1970-72)  
 Eldred Miller (1936)

Paul Mitchell (1940-43)  
 Don Nickelson (1945)  
 Brad Odegard (1977)  
 John Olsonoski (1980)  
 Fred Orgas (1978)  
 Mike Praus (1982-83)  
 Mike Pryor (1981)  
 Malcolm Robinson (2019)  
 Lance Sannes (2003-04)  
 Kyle Sassack (2018)  
 John Schlecht (1997)  
 Jon Staebler (1963-65)  
 Terry Thomson (1979)  
 Troy Turek (1996)  
 Erle Ukkelberg (1954-55)  
 Terry Villella (1984)  
 James Wrobel (1967-69)  
 Percy Zachary (1952)

## #76

Dominic Alford (2007-10)  
 Frank Brixius (1957-60)  
 Barton Buetow (1971)  
 Vincent Calhoun (2016-17)  
 George Collias (1950)  
 John Cranston (1969-70)  
 Darrell Cunningham (1991-93)  
 Dave Drill (1951-52)  
 Walt Edwards (1944, '46-48)  
 Carl Eller (1961-63)  
 Dave Erickson (1997)  
 Chuck Filiaga (2022)  
 James Fulgham (1964-65)  
 Jim Gail (1994-96)  
 George Gibson (1927)  
 Jimmy Gjere (2011)  
 Todd Hallstrom (1979-82)  
 Charles Heimark (1942)  
 Bob Hobert (1954-56)  
 George Holm (1949-50)  
 Bill Humphries (1978)  
 Ronald Kamzelski (1966-68)  
 Andy Kratochvil (1990)  
 Leonard Levy (1939-41)  
 Steven Mayle (1987-88)  
 Matt McIntosh (1999-03)  
 Bill Miller (1973)  
 Jeff Morrow (1974-77)  
 Allen Rork (1936-38)  
 Clint Schmidt (1991)  
 Richard Smith (1934-35)  
 Robert Swisher (1953)  
 Normies Wilson (1983-86)  
 Vinnie Xanthos (1997)

## #77

Matt Anderle (2001)  
 Blaise Andries (2018-21)  
 Jim Boo (1952)  
 Tony Brinkhaus (2004-07)  
 Foster Bush (2012-15)  
 Quinn Carroll (2022)  
 Sam Clacquennoi (1989)  
 Chuck Dellago (1942, '46-48)  
 Edward Duren (1965-67)  
 Dennis Fitzpatrick (1975-77)  
 Wells Greeley (1974)  
 Pat Hau (1995-99)  
 Kenneth Haycraft (1927)  
 John Krol (1971-73)  
 John Kutscheid (1943-45)  
 Charles Lindekeugel (1948)  
 Richard Miller (1960)  
 Tyler Moore (2016)  
 Steve Myhra (1953)  
 McKinley Nash (1978-79)  
 John Noe (1984)  
 Pat O'Brien (1990-94)  
 Craig Paulson (1981-83)

Josh Pisch (2000)  
 Helge Pukema (1937-41)  
 Ron Raveling (1949-52)  
 Norman Sixta (1955-58)  
 Milt Sunde (1961-63)  
 John Thompson (1968-70)  
 Trint Trip (1985-88)  
 Ed Widseth (1934-36)  
 Rollie Williams (1959)

## #78

Ade Adeshina (1994)  
 Joe Ainslie (2003-06)  
 John Albrecht (1995-98)  
 Jack Babcock (1971)  
**BOBBY BELL (1960-62)**  
 Bob Bjorklund (1938-40)  
 McKinley Boston (1965-67)  
 John Carlson (1949-52)  
 Anthony Dabruzzo (1999)  
 Ken Daliaffo (1980-81)  
 Russell Delgener (1993-94)  
 Daniel Faalele (2018-21)  
 Jerry Friend (1959)  
 James Fulgham (1963)  
 Bob Graiziger (1943-45)  
 James W. Greeley (1972-73)  
 Landan Hager (1985)  
 Ted Harrison (1989-92)  
 Pat Hart (1984, '86-88)  
 Alvin Hawes (1968-69)  
 Gordon Holz (1952-54)  
 Ben Lauer (2013-15)  
 James Leslie (1964)  
 Steve Midboe (1975-77)  
 Woodrow Nold (1934-35)  
 Ryan Orton (2007-11)  
 Howard Parkinson (1937)  
 Terrence Roberson (1982)  
 Mark Slater (1974)  
 Ed Trumper (1941-42)  
 Mike Weinzierl (1978-79)  
 Garrison Wright (2016-17)  
 Ricky Wymer (2000-01)  
 Frank Youso (1955-58)  
**\*NOTE: Bobby Bell's No. 78 jersey was retired Sept. 18, 2010.**

## #79

Todd Bauman (1969, '71)  
 Steve Bisch (1982)  
 Ed Buckingham (1956-57)  
 Stavros Canakes (1949, '52-54)  
 Steve Carlson (1984)  
 Conrad Cooper (1927)  
 Matt DeGeest (2005-07)  
 Mark Desimone (1981)  
 Harold Drescher (1954)  
 Chris Fowlkes (1991-95)  
 Frank Frye (1962)  
 John Harris (1968)  
 Robert Heel (1974-75)  
 Bob Hoel (1935-36, '38)  
 Bob Jensen (1944)  
 Aristides Kereakos (1959)  
 Wally Kersten (1980-81)  
 Ronald Klick (1966-67)  
 Darell Kuehnle (1951)  
 James Long (1964)  
 Jim Lushine (1939-42)  
 Vincent Marozzi (1960-61)  
 Trevor McCulloch (2002-04)  
 Bob Novotny (1945)  
 Gary Paul (1955)  
 Jonah Pirsig (2013-16)  
 Logan Purcell (2022)  
 Michael Quinn (1983)  
 Paul Rader (1943)

Alvin Ray Hawes (1970)  
 Perry Rhodus (1958)  
 Dennis Ryan (1985)  
 Keith Simons (1972-75)  
 Jeff Stodgrass (1977-79)  
 Matt Stommes (2008-09)  
 Mike Sunvold (1986-90)  
 Gary Turnwall (1963)  
 Theron von Behren (1996-98)

## #80

Skeeter Akre (1987-90)  
 Don Anderson (1947-48)  
 Xzaviani Brandon (2008-09)  
 John Campbell (1960-62)  
 Charles Carlson (1945)  
 Curt Clausen (1984-85)  
 Devin Crawford-Tufts (2011-12)  
 Omar Douglas (1991-93)  
 Stan Drew (1974)  
 Kevin Hamm (1969-71)  
 Brent Harms (1977)  
 Lloyd Henrickson (1951-52)  
 Don Johansen (1949-50)  
 Elvin Jones (1997-00)  
 Tom Juhl (1954-56)  
 Dino Kialiakmanis (2022)  
 Adam Kelly (1983)  
 Warren Kilbourne (1938)  
 Bruce Kottom (1994)  
 Paul Kratochvil (1994-96)  
 Ric Lager (1976)  
 Charles Litten (1966-68)  
 Clarence McGeary (1966)  
 Thomas Moe (1957-59)  
 Jake Paulson (2018-20)  
 Howard Parkinson (1939)  
 Bob Pringle (1944)  
 John Rajala (1963-65)  
 Chad Redmann (2003-04)  
 Frank Rog (1952-54)  
 Jack Simmons (2005-07)  
 Anthony Smith (2022)  
 Jeff Smith (1972)  
 Derek Stern (1981-82)  
 John Townley (1940-42)  
 Van Miller (1978)  
 George Washington (1973)  
 Reed Wiecks (1979)  
 Nate Wozniak (2015-17)

## #81

Bryant Allen (2009-10)  
 Brock Annexstad (2018-21)  
 Duke Anyanwu (2013)  
 Ronald Austin (1964)  
 Ed Bahr (1986-87)  
 Dave Blanchard (1949-50)  
 Robert Brothen (1965-67)  
 James Brouwer (1988-90)  
 James Brunzell (1960-70)  
 Kim Budish (1973)  
 Chris Coyer (1974-75)  
 Dorian Dehnle (1996)  
 Keith Dimmy (1995)  
 Ivan Doseff (1945)  
 Daniel Drexler (1962-63)  
 Scott Finley (1971-72)  
 Bill Foss (1951-52)  
 Lewis Garrison (1991-94)  
 Nick Hart (2014)  
 George Hicks (1942)  
 Jon Jacoby (1956)  
 Ed Johnson (1950)  
 Kent Kromer (1955)  
 Jeffrey Lutz (1968)  
 Richard Miller (1957-58)  
 Mike O'Bradovich (1940-41)  
 Earl Ohlgren (1937-39)

Jack Park (1959-61)  
 Rob Pinkston (1983-84)  
 Jared Posthumus (2003-05)  
 John Purmort (1954)  
 John Rabe (2011-12)  
 Quentin Redding (2022)  
 Robert Rutford (1952-54)  
 Kelly A. Seibert (1981)  
 Craig Seiffert (1982)  
 Randall Sonnenfeld (1976-80)  
 Ralph Spry (2007-08)  
 Leonard Walsh (1927)  
 Zach Vevea (1997-01)

## #82

Cliff Anderson (1940-42)  
 A.J. Barker (2010-12)  
 Richard Bassett (1962-63)  
 George Baumhauer (1988)  
 Kirk Behrendt (1989)  
 Joe Blake (1983)  
 Marc Cheatham (2007)  
 Bruce Corey (1944)  
 Demetrius Douglas (2017-19)  
 Lonnie Farrow (1979-82)  
 Kenneth Fischman (1953)  
 Jerry Friend (1957-59)  
 Tristan Grigsby (1993)  
 Nathan Harlan (1945)  
 Kurt Hoolm (1974)  
 Charlie Horton (1984)  
 Lytle Hubbard (1955)  
 Dave Jones (1972)  
 Kyle Kramer (1990-92)  
 Kent Kromer (1956)  
 Kurt Mangum (1977)  
 Hilding Mattsson (1937-39)  
 Del May (1951)  
 Jeff McCarron (1971)  
 Roger Michalski (1965-66)  
 Greg Murtha (1975-76)  
 David Nixon (1967, '69)  
 Mike Orman (1964)  
 Matt Eern (1994-95)  
 Theodore Rude (1960-61)  
 Robert Schneider (1943)  
 Wyatt Schroeder (2022)  
 Ben Utecht (1999-03)  
 Reed Wiecks (1979)  
 Bo Wasurick (1996-98)  
 James Wheeler (1959)  
 Ernie Wheelwright (2004-05)  
 John Williams (1985-87)  
 Drew Wolitarsky (2013-16)

## #83

Jerry Bevan (1965-66)  
 Glenn Bourquin (1976-79)  
 Steve Cambrice (1990-92)  
 Jay Carroll (1980-83)  
 Spencer Dettman (1997-99)  
 Jared Ellerson (2002-05)  
 Conrad Emerson (1940)  
 Don Fergen (1943)  
 Ed Flaherty (1951)  
 Perry Gehring (1957-59)  
 Drew Goodger (2011-14)  
 Austin Henderson (2020-21)  
 Jon Jellum (1993)  
 Tim Juneau (1984, '86-87)  
 John Kelly (1959)  
 Doug Kingsriter (1969-72)  
 David Lothner (1960-70)  
 Keith Matthews (2000)  
 Da Jon McKnight (2008-09)  
 Mark Merrill (1973)  
 Dave Myers (1954-56)  
 Dede Ostersen (1968)  
 Aaron Petersen (1996)



# ALL-TIME NUMBERS

Scott Puchtel (1974-75)  
Dale Rappana (1944-45)  
Myron Rognlie (1961-63)  
William Sausen (1964)  
Noah Scarver (2015)  
David Shoemaker (1989)  
Ossie Troien (1942)  
Harold Van Every (1937-39)  
Johnny Woodson (1994-95)

## #84

Norman Aamlie (1955)  
George Boerner (1939)  
Tom Cates (1943-45)  
Roger French (1951-52)  
Bruce Hammond (1956-59)  
Alex Hass (1995-99)  
Donald Haugo (1969)  
Mark Hoffman (1962)  
Aaron Hosack (2002-03)  
Michael Hunt (1974-77)  
Robert Jacobson (1953)  
Victor Keise (2010-13)  
Ken Kephart (1970, '72-73)  
Kent Kramer (1963-65)  
Mike Long (1991-92)  
Justin Malvick (1993-94)  
James McNeely (1954)  
Art Mulvey (1927)  
Jerry Nowell (1941)  
Craig Otto (1985-88)  
Logan Payne (2004-06)  
Todd Peterson (1978)  
Will Reeger (2017)  
Richard Riedberger (1960)  
Scott Stauffacher (1981)  
Robert Stein (1966-68)  
Moses Taylor (1990)  
Dave Thomas (1942)  
Jimmy Thompson (2008)  
Mark Vanderwoude (1984)  
Craig Wacholz (1991)  
Joe Weipert (1980-83)  
Trey Whitson (1989)  
Russ Wile (1937-38)  
John Wood (1979)

## #85

Jack Adams (1941)  
Jason Bruce (1984)  
Richard Buendorf (1987)  
Jerry Carle (1942)  
Pat Crist (1973-75)  
Chester Durda (1951-52)  
Adam Galbreath (2003-04)  
Bill Gilchrist (1937)  
Paul Hopewell (1988-91)  
Ken Hughes (1980)  
Mike Johnson (1996)  
Richard Johnson (1958-59)  
Franz Koeneke (1953-55)  
Eric Lair (2008-11)  
Robby LaRue (1997-99)  
Kenneth Last (1964-66)  
Tony Levine (1992-95)  
Fred Madsen (1943-44)  
Al Maeder (1927)  
Jim Marcella (1978)  
Steven Mayle (1985-86)  
Greg McCoy (1982-83)  
Bob McNamara (1952)  
George Meissner (1957)  
Morrie Miller (1963)  
Mark Moore (1938-40)  
Ray Parson (1968-69)  
Don Philbrook (1962)  
Lincoln Psek (2012-15)  
Scott Puchtel (1927)  
Chad Redmann (2001-02)

Mark Schwartz (1971)  
John Shannon (1970)  
Jerry Snyder (1956)  
Mark Vonderhaar (1981)  
Richard Warren (1961)  
Leonard Wilson (1945)  
Byce Witham (2016-20)  
Kenneth Wold (1960)  
Ken Wyspyszynski (1976-77)

## #86

Tom Anderson (1996)  
Jeff Anhorn (1975-77, '79)  
Robert Bruggers (1963-65)  
Bart Buetow (1969-70)  
Grant Carter (1997-00)  
Dan Christensen (1971-74)  
Robert Collison (1943)  
Anthony Davis (1978)  
Karl Deppe (1945)  
Tiree Eure (2010)  
Jameson Geers (2001-22)  
Thomas Hall (1959-61)  
Todd Hallstrom (1981)  
Shaun Jackson (1990-92)  
Delbert Jessen (1966-68)  
Tommy Leavitt (2004)  
Ed Lechner (1939-41)  
Brandon Lingen (2014-17)  
Dave Lothner (1962)  
Justin Malvick (1993-34)  
Philip McElroy (1951-54)  
Dwayne McMullen (1980)  
Malcolm Moulton (2011)  
Matthew Nolan (1944)  
Dick Plunkett (1942)  
Troy Reilly (2005-06)  
Kenneth Schultz (1956-59)  
Smith (1927)  
Gary Spakosky (1955)  
Kevin Starks (1982-85)  
Pat Tingelhoff (1986-90)  
Tony Vann (1995)  
Clayton Witherspoon (2019)  
Ted Wojcik (1938)

## #87

John Abrahamson (1974)  
Clint Andrus (1951)  
Bill Baumgartner (1940-42, '46)  
Tim Browne (1970-71)  
Donald Bunge (1943)  
Mike Curtis (1978-82)  
Rick Dahlson (1977)  
Eric Dalen (1990-94)  
Calvin Davis (1947-48)  
Troy Duerr (1995-98)  
Gaelin Elmore (2014-16)  
Dick Fairchild (1956)  
Ken Fischman (1955)  
Frank Grewing (1938-39)  
Cavonte Johnson (2015)  
Tyler Johnson (2000)  
Nick Kallerup (2020-22)  
John Kapotas (1952-54)  
Michael Kasten (2006)  
Tom Krueger (1949-50)  
Dan Kwapiński (1999-03)  
Victor Kulbitski (1945)  
Richard Larson (1957-60)  
Meeks (1927)  
Rudy Monson (1984)  
Kyle Moore (2007-08)  
Greg Mulligan (1985)  
Sahr Ngeka (2013)  
Jim Peterson (1944)  
Kevin Salmen (2001-05)  
Charles Sanders (1966-67)  
William Steinbauer (1968-69)

Leonard Stream (1963-64)  
Nate Umloer (2017-18)  
Zane Whitson (1988)  
Ron Wrobel (1972-73, '75-76)  
Bob Yurick (1986-89)  
Ray Zitzloff (1961-62)

## #88

Chester Anderson (1964-66)  
Scooter Baugus (1998-02)  
Jeff Brewer (1970-71)  
Earl Bruhn (1945)  
Ted Burke (1967)  
Bronka Danguvich (1938)  
Micheal Dean (1992)  
Andrew Geer (1927)  
Bill Gladwin (1939-41)  
Craig Graffunder (1981)  
Bruce Holmes (1982-86)  
Ryan Hubbard (1993-97)  
John Huber (1944)  
Paul Kenady (1968)  
Collin McGarry (2008-11)  
Art Meadowcroft (1972-73)  
George Meissner (1958-59)  
Mark Merrill (1975-77)  
Jerald Moore (1988-90)  
Tom Murphy (1978-79)  
Craig Paulson (1980)  
Robert Prawdzik (1960-62)  
Micah Rucker (2003-05)  
William Sausen (1963)  
Robert Schmidt (1955-58)  
James Soltau (1958-54)  
Brevyn Spann-Ford (2018-22)  
Rashad Still (2015-17)  
David Vertin (1991)  
Lamanzer Williams (1993)  
Max Williams (2013-14)

## #89

Duane Anderson (1945)  
Mel Anderson (1983-86)  
Nate Becker (2022)  
Aaron Brown (1963-65)  
Robert Deegan (1958-61)  
Patt Evans (1990-91)  
Jim Fahnhorst (1977-81)  
Keith Fahnhorst (1971-73)  
Dan Gitlewski (1999)  
Ernie Heifort (2013)  
Mark Hendricks (1974)  
Matt Herkenhoff (1970)  
Logan Hutton (2012)  
Jon Jelacic (1955-57)  
Ron Johnson (1998)  
Barrett Moen (2007-09)  
Matt Morse (2016-18)  
George Path (1941-42)  
Brad Putnam (1997)  
Luke Rader (1943)  
Tom Riley (1938-40)  
Ronald Smith (1951, '53-54)  
Matt Spaeth (2003-06)  
Bob Stassen (1944)  
Shane Strain (1988-89)  
Mark Tangen (1992-96)  
Steve Tobin (1975-77)  
Leon Trawick (1967-69)  
Joe Vigil (1981)

## #90

Tony Aitkin (1996)  
Mark Allison (1976-78)  
Marlin Amos (1956)  
Rudie Brandstrom (1944)  
Chip Brixius (1989)  
Eric Clark (2003-06)  
Drew Dehnicke (1997-00)

Frykman (1927)  
Paul Glanton (1972-74)  
Norman Hanley (1943)  
Austin Hahn (2010-11)  
Ed Hawthorne (1990-94)  
Ray Henderson (2007-09)  
Darnell Jefferies (2022)  
Jim Jewett (1942)  
Jay Joyner (2021)  
Neil Litman (1939-41)  
Dominic Mancuso (1955)  
Curtis Mayfield (1969-71)  
Bob McNamara (1951-52)  
Hudson Mealey (1945)  
Dave Mills (1954)  
Dave Moodie (1975)  
Dick Munding (1949-50)  
Fred Orgas (1979-82)  
Demaris Peppers (2014)  
Dick Peot (1946-48)  
Sam Renner (2017-19)  
Theodore Rude (1959)  
Dyron Russ (1995)  
Mike Skorich (1957)  
Matthew Stephenson (2020)  
Ross Ukkelberg (1984-88)

## #91

John Abramson (1975)  
Dan Adams (1971-73)  
Angvik (1927)  
Nick Battaglia (1991)  
Raymond Baylor (1994-97)  
Charles Collins (1958-54)  
Jeff Denny (1979-80)  
Bill Dukin (1944)  
Gary Durand (1970)  
Deven Easten (2022)  
Verne Gagne (1943)  
Craig Graffunder (1982-84)  
K. Gregory-McGhee (2010-11)  
Russ Heath (1990-93)  
Noah Hickcox (2018-20)  
Gordon Holz (1951)  
Jimmie James (1981)  
Dale Johannsen (1956)  
Julien Kafo (2015-16)  
Alex Keith (2012-13)  
Kevin Kellin (1978)  
Robert McLeod (1953)  
Todd Meisel (2005-04)  
Steve Midboe (1974)  
Richard Lee Miller (1959)  
Todd Mitness (1987)  
Mike Nielson (1977)  
Mark Owens (1976)  
Charles Pearson (1957)  
Karon Riley (1998-00)  
Bob Sandberg (1941-42)  
Robert Sullivan (1945)  
Jeff Sundvoll (1985-86)  
Willie VanDeSteege (2005-08)

## #92

Mayan Ahanotu (2018-19)  
John Babcock (1969-70)  
William Brody (2006-08)  
Mike Byrne (1972-74)  
Mark Darden (1983)  
Steve Davis (2005-06)  
Matt DeGeest (2004)  
Tai'yon Devers (2016-17)  
Ryan Domin (2001-02)  
Troy Duerr (1994)  
Harris (1927)  
Roland Johnson (2012-13)  
Andy Kratochvil (1991-93)  
John Kuduk (1975-77, '79)  
Dick Maas (1982)

Ron Mertz (1988-90)  
Darryl Mia (1978)  
Robert Ndonso-Lay (2014-15)  
Rick Roth (1984)  
Dyron Russ (1996-99)  
Rudolph Sikiich (1941, '44)  
Leston Simpson (2010-11)  
Harvey Solon (1945)  
Danny Strigou (2020-22)  
Bryan Suss (1986)  
Alex Svedarsy (1987)  
Terry Turek (1980-81)  
Theron von Behren (1995)  
Thomas Westbrook (1953)  
Maurice White (2000)

## #93

Ken Anderson (1975)  
Dick Andolshek (1971)  
Kyler Baugh (2022)  
Steve Bisch (1978-81)  
Earl Brink (1944)  
William Brody (2006)  
Andre Davis (1990-92)  
Brandon Harston (2001-02)  
Kevin Holmes (1993-95)  
Bob House (1976-77)  
Terry Hycak (1985-88)  
Merrick Jackson (2016-17)  
M.M. Johnson (1927)  
Bill Maxe (1945)  
Curtis Nelson (1968)  
Connor Novak-Goar (2019)  
Shawn O'Brien (1989)  
Derrick Onwuachi (2007-09)  
Ben Perry (2011-14)  
Charles Sandberg (1941)  
John Schlecht (1998-00)  
Don Schmeckpepper (1943)  
Nhemie Theodore (2004-05)  
Gregg Wilson (1972-74)  
Jude Wimbinger (1996-97)  
Ivan Zubar (1982-83)

## #94

Andy Austin (1994)  
Maurice Buchanan (2002-05)  
Jim Bruton (1965)  
Willie Dyson (2006-07)  
Steve Gibbons (1984-85)  
Jerry Gibson (2016)  
Todd Hallstrom (1978)  
Bob Hanzik (1945)  
Doug Hoefler (1990-93)  
Kevin Kellin (1978-82)  
Ric Lager (1977)  
Harold Legania (2012-14)  
Don Meyer (1976)  
Josh Rawlings (1995-98)  
Robertson (1927)  
Lynn Sandberg (1943)  
Antoine Simpson (1994)  
Bill Sims (1972-75)  
Chris Smith (1999)  
Bob Sparks (1984)  
Mac Stephens (1986-89)  
Dick Widung (1940-42)

## #95

Bergquist (1927)  
Jerry Blevin (1964)  
Alan Blanshan (1976-79)  
Anthony Bryant (1988-91)  
Anthony Burke (1983-86)  
Hedrick Ekpe (2013-16)  
Ralph King (1992-95)  
Brandon Harston (2000)  
Mark Hebenstreit (1975)  
Antonio Horton (1980-81)

## ALL-TIME NUMBERS

Joe Lauterbach (1940-42)  
 Tony Levine (1991)  
 Fred Loewen (1972-73)  
 Sean McWhirter (2007)  
 Jon Michals (1996-99)  
 Anthony Montgomery (2002-05)  
 James O'Brien (1968)  
 Tom Reinhardt (1943-45)  
 Matthew Trickett (2021-22)  
 D.L. Wilhite (2009-12)

### #96

Andy Austin (1995)  
 Glenn Bourquin (1975)  
 Jason Brouwer (1987)  
 Tim Burt (1945)  
 Mark Crawford (2020-22)  
 Mark DeSimone (1982-83)  
 Earl Eli (1941)  
 Melvin Ferguson (1981)  
 Irwin Forseth (1972)  
 Adam Haayer (1996-97)  
 Curtis Hughes (2007-08)  
 Brandon Kirksey (2008-11)  
 Walter Kozak (1942)  
 George Langenberg (1927)  
 Sam Logan (2001-03)  
 Jon Michals (1995)  
 Kevin Naddy (1974)  
 Dave Ramlet (2013)  
 Steven Richardson (2014-17)  
 Logan Richter (2019-22)  
 Jeff Schuh (1978-80)  
 Tim Setterquist (1970)  
 Matt Stommes (2006-07)  
 Kevin Sutton (1988-89)  
 Dave Sykora (1998-00)  
 Steve Thompson (1984-86)  
 Steve Werner (1976)  
 Todd Wolkow (1990-94)  
 Bob Ziegler (1977)

### #97

Ray Ammentorp (1952-53)  
 William Christison (1966-69)  
 Scott Ekpe (2012-16)  
 Jerome Elliott (1996)  
 Dean Fiene (1978)  
 Bob Graiziger (1942)  
 Richard Holmstrom (1968)  
 Anthony Jacobs (2008-11)  
 Jalen Logan-Redding (2020-22)  
 Mark Losli (2001-05)  
 Doug McClosky (1983)  
 Ben Mezera (1997-00)  
 Darryl Mia (1979-81)  
 Travis Mitchell (1984)  
 Steve Neils (1971-73)  
 Alton Oster (1927)  
 Shawn Reed (1982)  
 Steve Rhodus (1985-87)  
 Bob Runkel (1945)  
 Carl Selmer (1943-44)  
 Royal Silver (2018)  
 Bob Smith (1939-41)  
 Scott Stauffacher (1982)  
 Steve Stewart (1974-77)  
 Michael Tarbutt (2019)  
 Trevor Walker (1990-94)  
 Ricky Williams (1988-89)  
 Erik Yates (1995)

### #98

William Aldworth (1941-44)  
 Neel Allen (2004-07)  
 Michael Amaefula (2011-14)  
 Mike Cernoch (1996-00)  
 Chris Connor (1970)

John Cranston (1968)  
 Anthony Davis (1979-82)  
 Mark Desimone (1984)  
 Bob Fern (1945)  
 Ted Harrison (1988)  
 Max Janes (2018)  
 Ivan Jankovic (1995)  
 Al Markert (1949-50)  
 Jon Melander (1985-87)  
 Gene Raiche (1971-72)  
 Antoine Richard (1994)  
 Jim Ronan (1976-78)  
 Eric Small (2008-09)  
 Jeff Smith (1973-75)  
 Andrew Veit (1990-93)  
 Dean Wiseth (1946-48)

### #99

John Abrahamson (1976-77)  
 Anthony Aitkin (1994)  
 Ogun Akbar (1992-93)  
 Matt Anderle (1997-00)  
 Tom Bienemann (1970)  
 Garrett Brown (2006-09)  
 Trill Carter (2019-21)  
 Kraig Hackbarth (1988-91)  
 Ra'Shede Hageman (2010-13)  
 Damian Haye (2001-02)  
 Vincent Hypolite (1995-96)  
 Jimmie James (1982)  
 Duane Jurgens (1979)  
 Lawrence Kaplan (1985)  
 Jerry Keeble (1983)  
 Dragan Kesich (2020-22)  
 John Larson (1974)  
 Keith Lipka (2003-05)  
 Richard Maas (1979)  
 Larry Marko (1979)  
 Pat McCullough (1973)  
 Bill Patterson (1975)  
 Tom Sapp (1978)  
 Craig Schleisman (1979)  
 O.J. Smith (2018)  
 Andrew Stelter (2014-17)  
 Lorenza Surgers (2022)  
 John Westrum (1945)  
 Scott Williams (1991)

*NOTE: Numbers are from 1926-27, 1931-2022. Athletes must have seen game action to be listed.*

## PRO FOOTBALL HALL OF FAME

The Pro Football Hall of Fame was officially opened on Sept. 7, 1963. Located in Canton, Ohio, the original two buildings that made up the Hall of Fame were 19,000-square-foot. Inducted that day were the first 17 members, including Minnesota's Bronko Nagurski. In May of 1971, the Hall of Fame became three buildings and 34,000 total square feet that featured more space for display areas, a movie theater, gift shop and research library. Visitor attendance reached 200,000 annually for the first time that year. Today, new displays and the Game Day Stadium showing the "100-yard universe", an NFL Films production, adorn the Hall of Fame.

Minnesota's seven Pro Football Hall of Fame inductees ranks ninth among all college football programs and is third in the Big Ten behind Michigan (11) and Ohio State (10).

Nagurski is the only college player to be named a first team consensus All-American at two different positions before leading the Chicago Bears to three NFL Championships. He was inducted in 1963 as a charter member.

Leo Nomellini was a three-time first team All-Big Ten player for Minnesota as well as a two-time All-American. He later went on to play for the San Francisco 49ers and played in every game of his professional career for 14 years. In 1970, he was named to the NFL's 25th anniversary team as one of the all-time great defensive tackles. He was inducted in 1969.

Bobby Bell was one of two Golden Gophers who brought the Outland Trophy to the U of M during his career. Bell won the award in 1962 before guiding the Kansas City Chiefs to two Super Bowls. Bell was inducted in 1983.

Bud Grant was an All-Big Ten end in 1948 and 1949 before he eventually became the head coach of the Minnesota Vikings. Grant coached the Vikings to 11 divisional titles and four Super Bowl appearances. He was enshrined in 1994.

Carl Eller was a consensus All-American in 1963 and a three-time All-Big Ten selection during his U of M career. He went on to play 16 seasons in the NFL, 15 with the Minnesota Vikings. He was a five-time All-Pro and started at defensive end in four Super Bowls for the Vikings.

Charlie Sanders lettered for Minnesota in 1966 and 1967 as a tight end, earning All-Big Ten honors as a senior. He helped lead the Gophers to an 8-2 record and a share of the Big Ten title in 1967. Sanders moved to tight end as a senior where he caught 21 passes for 276 yards and two touchdowns. He was drafted by the Lions in the third round (74th overall pick) of the 1968 NFL Draft.

Tony Dungy was Minnesota's seventh and most recent inductee into the Pro Football Hall as the former Gopher quarterback was enshrined on Aug. 6, 2016.

Dungy played for the Gophers from 1973-76 and was the team captain in 1976. After his collegiate career, Dungy signed with the Pittsburgh Steelers. In 1978, he intercepted six passes, second-best in the AFC, and helped the Steelers defeat the Dallas Cowboys in Super Bowl XIII. Dungy was the head coach of the Indianapolis Colts from 2002-08 and led the Colts to their first Super Bowl title in 2007.




BRONKO NAGURSKI — 1963



LEO NOMELLINI — 1969




BOBBY BELL — 1983




BUD GRANT — 1994



CARL ELLER — 2004



CHARLIE SANDERS — 2007



TONY DUNGY — 2016

# COLLEGE FOOTBALL HALL OF FAME

A total of 24 former Golden Gopher players are enshrined in the College Football Hall of Fame. They range from Edward L. Rogers, who scored the game-tying touchdown in the famous Little Brown Jug game against Michigan in 1903, to Bobby Bell, who brought the Outland Trophy to the University of Minnesota in 1962. Minnesota's most recent inductee -- Bob Stein -- was added to the Hall of Fame in 2020.

In addition, six former Minnesota head coaches have been inducted into the Hall, while former athletic director Ike Armstrong was inducted as a coach in 1957 and former player Fred Hovde was given the the Gold Medal in 1967. The Gold Medal is the highest individual award bestowed by the National Football Foundation & College Hall of Fame and recognizes an outstanding American who has contributed significantly to the sport of college football and our country.

The first members of the College Football Hall of Fame were selected in 1951. Today, there are more than 1,000 players and coaches in the Hall. The Hall of Fame is a part of the National Football Foundation, which was conceived in 1947 by the late Grantland Rice. In addition to sponsoring the Hall of Fame, the Foundation has awarded more than \$3 million in graduate school scholarships to college football players. The Hall of Fame moved to Atlanta in August of 2014 after previously been located in South Bend, Ind., and Kings Mills, Ohio.



**PUDGE HEFFELFINGER**  
HB (1886-87), Coach (1895)  
Inducted as Player in 1951



**GILMORE DOBIE**  
End, Quarterback (1889-01)  
Inducted as Coach in 1951




**HENRY WILLIAMS**  
Coach (1900-21)  
Inducted as Coach in 1951



**BRONKO NAGURSKI**  
Fullback, Tackle (1927-29)  
Inducted as Player in 1951



**"FRITZ" CRISLER**  
Coach (1930-31)  
Inducted as Coach in 1954



**HERB JOESTING**  
Fullback (1925-27)  
Inducted as Player in 1954



**ED WIDSETH**  
Tackle (1934-36)  
Inducted as Player in 1954



**WES FESLER**  
Coach (1951-53)  
Inducted as Player in 1954



**CLARENCE SPEARS**  
Coach (1925-29)  
Inducted as Player in 1955



**BERNIE BIERMANN**  
Coach (1932-41, 45-50)  
Inducted as Coach in 1955



**DICK WILDING**  
Tackle (1940-42)  
Inducted as Player in 1957



**IKE ARMSTRONG**  
Athletic Director (1950-63)  
Inducted as Coach in 1957



**FRANCIS "PUG" LUND**  
Halfback (1932-34)  
Inducted as Player in 1958



**CLARENCE "BIGGIE" MUNN**  
Halfback (1929-31)  
Inducted as Player in 1959




**JACK MINDS**  
Coach (1898)  
Inducted as Player in 1962



**JOHN MCGOVERN**  
Quarterback (1908-10)  
Inducted as Player in 1966



**FREDERICK HOVDE**  
Back (1927-28)  
Gold Medal in 1967



**ED ROGERS**  
End, Kicker (1901-03)  
Inducted as Player in 1968



**CLARK SHAUGHNESSY**  
Tackle, Fullback (1912-13)  
Inducted as Coach in 1968




**CHARLES "BUD" WILKINSON**  
Guard (1934-36)  
Inducted as Coach in 1969




**BOBBY MARSHALL**  
End (1904-06)  
Inducted as Player in 1971




**BRUCE SMITH**  
Halfback (1939-41)  
Inducted as Player in 1972



**PAUL GIEL**  
Halfback (1951-53)  
Inducted as Player in 1975



**LEO NOMELLINI**  
Tackle, Guard (1947-49)  
Inducted as Player in 1977



**CLAYTON TONNEMAKER**  
Center (1946-49)  
Inducted as Player in 1980




**BOBBY BELL**  
Tackle (1960-62)  
Inducted as Player in 1991



**GEORGE FRANCK**  
Halfback (1938-40)  
Inducted as Player in 2002



**TOM BROWN**  
Guard (1958-60)  
Inducted as Player in 2003



**CARL ELLER**  
Guard (1961-63)  
Inducted as Player in 2006



**LOU HOLTZ**  
Coach (1984-85)  
Inducted as Coach in 2008



**SANDY STEPHENS**  
Quarterback (1959-61)  
Inducted as Player in 2011




**BOB STEIN**  
Defensive End (1966-68)  
Inducted as Player in 2020



# MAJOR NATIONAL AWARDS

## MAJOR AWARD WINNERS





### BOBBY BELL

1962 Outland Trophy winner



### TOM BROWN

1960 Outland Trophy winner



### GREG ESLINGER

2005 Outland Trophy winner  
2005 Rimington Trophy winner



### TYRONE CARTER

1999 Jim Thorpe Award winner




### MATT SPAETH

2006 John Mackey Award winner

## GOPHER HEISMAN HISTORY

1940	George Franck	3rd
1941	Bruce Smith	1st
1952	Paul Giel	3rd
1953	Paul Giel	2nd
1960	Tom Brown	2nd
1961	Sandy Stephens	4th
1962	Bobby Bell	3rd



### BRUCE SMITH

1941 Heisman Trophy winner

# NATIONAL AWARDS

## NATIONAL AWARD WINNERS

### HEISMAN MEMORIAL TROPHY

1941 Bruce Smith, HB

### WALTER CAMP AWARD

1953 Paul Giel, HB

### JOHN OUTLAND TROPHY

1960 Tom Brown, G  
1962 Bobby Bell, T  
2005 Greg Eslinger, C

### JIM THORPE AWARD

1999 Tyrone Carter, SS

### DAVE RIMINGTON TROPHY

2005 Greg Eslinger, C

### JOHN MACKEY AWARD

2006 Matt Spaeth, TE

## NATIONAL COACH OF THE YEAR

1935 Bernie Bierman UPI  
1941 Bernie Bierman UPI  
1960 Murray Warmath AFCA, FWAA  
1999 Glen Mason College Football News

## AFCA REGION COACH OF THE YEAR

1960 Murray Warmath Division 6  
1961 Murray Warmath Division 6  
2013 Jerry Kill Region 3  
2014 Jerry Kill Region 3  
2019 P.J. Fleck Region 3

## THEODORE ROOSEVELT AWARD

*(GIVEN TO A GRADUATE FROM AN NCAA MEMBER INSTITUTION WHO EARNED A VARSITY LETTER IN COLLEGE FOR PARTICIPATION IN INTER-COLLEGIATE ATHLETICS, AND WHO ULTIMATELY BECAME A DISTINGUISHED CITIZEN OF NATIONAL REPUTATION BASED ON OUTSTANDING LIFE ACCOMPLISHMENT)*

1970 Fred Hovde  
2013 Tony Dungy

## FIRST TEAM ALL-AMERICANS

Year	Name	Pos.	All-American service
1903	Fred Schacht %	T	AP
1904	Moses Strathern	E	AP
1909	Johnny McGovern %	QB	Walter Camp, Look Magazine
1910	James Walker %	T	Walter Camp, Look Magazine
1913	Clark Shaughnessy	FB	AP
	Lorin Solon	E	AP
1914	Lorin Solon	E	AP
1915	Bert Baston	E	AP, Walter Camp, Look Magazine
	Bernie Bierman	FB	AP
	Merton Dunningan	G	AP
1916	Bert Baston %	E	Walter Camp, AP
	C.I. "Shorty" Long	QB	AP
	George Hauser	T	International News Service
1917	George Hauser %	T	AP
1923	Ray Ecklund %	E	AP
	Earl Martineau	HB	AP, Walter Camp, Look Magazine
1926	Herb Joesting %	FB	AP, Look Magazine, Walter Camp
1927	Herb Joesting %	FB	AP, Walter Camp
	Harold Hanson	G	UPI

1928	George Gibson	G	AP, Look Magazine, Walter Camp
	Kenneth Haycraft	E	Collier's Weekly, Look Magazine
1929	Bronko Nagurski %	FB/T	AP, Look Magazine
1931	Clarence "Biggie" Munn %	G	AP, UPI, Look Magazine, Walter Camp
1933	Frank "Butch" Larson	E	UPI, Look Magazine, Collier's Weekly/Grantland Rice
	Francis "Pug" Lund	HB	AP, United Press, Liberty
1934	Frank "Butch" Larson %	E	AP, Look Magazine, Collier's Weekly/Grantland Rice
	Francis "Pug" Lund %	HB	AP, Liberty, Walter Camp, Collier's Weekly/Grantland Rice
	Bill Bevan %	G	Look Magazine, Collier's Weekly/Grantland Rice, Liberty, Look Magazine
	Bob Tenner	E	UPI
1935	Charles "Bud" Wilkinson	G	Grantland Rice, AP
	Ed Widseth %	T	Walter Camp, UPI, Liberty, INS, New York World Telegram
	Dick Smith	T	AP, UPI, New York World Telegram, Look Magazine
	Sheldon Beise	HB	American Sports Service, New York Daily Mirror
1936	Ed Widseth % *	T	Collier's/Grantland Rice, AP, INS, NEA, New York Sun, Look Magazine
			New York Morning Telegram, Hearst, UPI, Paramount News
1937	Ray King	E	Walter Camp, Look Magazine, INS
	Andy Uram	FB	AP
1938	Francis Twedell	G	AP, UPI
1940	Urban Odson %	T	Liberty
	George Franck %	HB	Walter Camp, Collier's, AP, UPI, Look Magazine, Football Digest
1941	Bruce Smith %	HB	Walter Camp, INS, Time Life, AP, UPI, Look Magazine
	Dick Wildung %	T	Walter Camp, INS, Time Life, AP, UPI
1942	Dick Wildung %	T	Walter Camp, AP, Stern, Collier's/Grantland Rice, Look Magazine, Sporting News
1943	Herb Hein	E	AP
	Paul Mitchell	T	Collier's/Grantland Rice
1948	Leo Nomellini %	T/G	Walter Camp, AP, INS, FWAA, AFCA
			Collier's/Grantland Rice, The Sporting News, Look Magazine, Walter Camp, AP, Look Magazine, AFCA, Sporting News
1949	Leo Nomellini % *	T/G	Walter Camp, AP, Look Magazine, AFCA, Sporting News
	Clayton Tonemaker %	C	Walter Camp, AP, FWAA, AFCA, Collier's/Grantland Rice, Look Magazine, The Sporting News
1952	Paul Giel	HB	AP, Look Magazine, FWAA
1953	Paul Giel % *	HB	Walter Camp, AP, Look Magazine, FWAA, AFCA
1954	Bob McNamara	HB/FB	AP, Look Magazine, FWAA
1956	Bob Hobert	T	AP, Look Magazine, FWAA
1960	Tom Brown % *	G	Walter Camp, AP, Coach & Athlete, The Sporting News, NEA, UPI, AFCA, Look Magazine, New York News, ABC-TV, FWAA
1961	Sandy Stephens %	QB	Walter Camp, AP, UPI, The Sporting News, AFCA, FWAA
	Bobby Bell	T	AP, Look Magazine, FWAA, AFCA, The Sporting News

# NATIONAL AWARDS

1962	<b>Bobby Bell % *</b>	T	Walter Camp, Look Magazine, AFCA, UPI, The Sporting News, TV Guide, FWAA, Williamson National Football Rating System, Coach & Athlete, CBS-TV, NEA
1963	<b>Carl Eller %</b>	T	Walter Camp, UPI, AP, TV Guide, Look Magazine, The Sporting News, CBS-TV, Time Magazine, New York News, FWAA, AFCA
1965	<b>Aaron Brown %</b>	E	AP, Look Magazine, UPI, FWAA, Collier's/Grantland Rice, The Sporting News
1967	<b>Bob Stein</b>	E	Walter Camp, AP, UPI, FWAA
1968	<b>Bob Stein</b>	E	Walter Camp, AP, UPI, FWAA
1971	<b>Doug Kingsriter</b>	TE	Bob Hope, AP
1997	<b>Lamanzer Williams</b>	DE	College Football Writers Association, FWAA
1998	<b>Tyrone Carter</b>	SS	Football News, The Sports Network
1999	<b>Tyrone Carter %</b>	SS	Walter Camp, AP, AFCA, FWAA, The Sporting News, CBS Sportsline, CollegeFootballNews.com
	<b>Ben Hamilton %</b>	C	AP, The Sporting News, CBS Sportsline
2000	<b>Ben Hamilton %</b>	C	Walter Camp, Football News, AFCA
	<b>Preston Gruening</b>	P	Football News
2004	<b>Greg Eslinger</b>	C	FWAA, SI.com
	<b>Mark Setterstrom</b>	G	Rivals.com
2005	<b>Greg Eslinger % *</b>	C	AP, Walter Camp, AFCA, FWAA, Rivals.com, SI.com
	<b>Laurence Maroney</b>	RB	Rivals.com
2006	<b>Matt Spaeth</b>	TE	AP
2014	<b>Maxx Williams</b>	TE	Sporting News, FWAA
2019	<b>Antoine Winfield Jr. % *</b>	DB	AFCA, AP, FWAA, Sporting News, Walter Camp
2022	<b>John Michael Schmitz</b>	C	AP, FWAA

% Consensus All-American // \* Unanimous All-American

## OTHER ALL-AMERICANS

Year	Name	Team	Pos.	All-American service
1903	Sigmund Harris	3rd	QB	Walter Camp
1903	Ed Rogers	3rd	E	Walter Camp
1903	Moses Strathern	2nd	E	Walter Camp
1904	Sigmund Harris	3rd	QB	Walter Camp
1904	Walton Thorpe	3rd	G	Walter Camp
1905	Bobby Marshall	2nd	E	Walter Camp
1906	Bobby Marshall	2nd	E	Walter Camp
1909	H.E. Farnam	3rd	QB	Walter Camp
1910	George Bromley	2nd	G	Look Magazine
1911	Reuben Rosenwald	2nd	G	Walter Camp, New York Globe
1912	Clark Shaughnessy	3rd	G	Walter Camp
1925	Leonard Walsh	2nd	G	Chicago Tribune
1929	Bob Tanner	2nd	E	New York Post, NEA
1930	Clarence "Biggie" Munn	3rd	G	NEA
1931	Jack Manders	2nd	FB	Central Press Association
1932	Jack Manders	3rd	FB	International News Service
1933	Roy Oen	2nd	C	UPI
1934	Stan Kostka	2nd	FB	College Sports Writers
1936	Andy Uram	2nd	HB	AP, Central Press Association
1937	Francis Twedell	2nd	G	AP, UPI
1947	Leo Nomellini	2nd	G	AP, UPI, INS
1948	Clayton Tonnemaker	3rd	C	FWAA
1949	Bud Grant	2nd	E	FWAA
2013	Ra'Shede Hageman	3rd	DT	AP
2014	Maxx Williams	2nd	TE	AP, Walter Camp
2019	Rashod Bateman	3rd	WR	AP

## ACADEMIC ALL-AMERICANS

1956	Bob Hobert, Tackle
1959	Mike Wright, Tackle
1960	Frank Brikcius, Tackle
1968	Bob Stein, End
1970	Barry Mayer, HB
1985	David Puk, RB (2nd)
1990	Brent Herbel, P (1st)
1993	Justin Conzemius, DB (2nd), Omar Douglas, WR (2nd), Jeff Rosga, LB (2nd)
1994	Justin Conzemius, DB (1st)
1995	Justin Conzemius, DB (2nd)
2003	Justin Isom, DB (2nd)
2004	Greg Eslinger, C (2nd)
2005	Greg Eslinger, C (2nd), Mark Losli, DT (2nd)
2014	Maxx Williams, TE (1st)
2015	Brandon Lingen, TE (2nd)
2018	Payton Jordahl, LS, (1st), Gary Moore, DL, (1st), Sam Renner, DL (2nd)
2019	Blaise Andries, OL (2nd), Sam Renner, DL (2nd)
2020	Blaise Andries, OL (1st)
2021	Blaise Andries, OL (1st), Jack Gibbens, LB (2nd)
2022	John Michael Schmitz, OL (1st)

## NCAA POSTGRADUATE SCHOLARSHIP

1969	Bob Stein
1971	Barry Mayer
1973	Doug Kingsriter
1978	Bobby Weber
1999	Parc Williams

2020	<b>Mohamed Ibrahim</b>	3rd	RB	AP
2022	<b>Mohamed Ibrahim</b>	2nd	RB	AFCA, AP, FWAA, Walter Camp

## FRESHMAN ALL-AMERICANS

Year	Name	Team	Pos.	All-American service
2001	Bradley Vance	1st	LB	FWAA
2002	Charlton Keith	1st	DE	Rivals.com
2003	Laurence Maroney	1st	RB	FWAA, Rivals.com
2003	Matt Spaeth	1st	TE	Rivals.com
2005	Steve Davis	1st	DE	FWAA, Rivals.com
2007	Adam Weber	3rd	QB	CFN, Sporting News
2013	Ben Lauer	1st	LT	FWAA
2013	Maxx Williams	3rd	TE	Athlon
2016	Antoine Winfield Jr.	1st	DB	Pro Football Focus
2021	Justin Walley	1st	DB	247Sports

# BIG TEN AWARDS

## BIG TEN CHAMPIONSHIPS

1900, 1903, 1904, 1906, 1909, 1910, 1911, 1915, 1927, 1933, 1934, 1935, 1937, 1938, 1940, 1941, 1960, 1967

## BIG TEN WEST DIVISION CHAMPIONSHIPS

2019 (T-1st)

## CHICAGO TRIBUNE BIG TEN MOST VALUABLE PLAYER

1931 Clarence "Biggie" Munn, G  
1934 Francis "Pug" Lund, HB  
1952 Paul Giel, HB  
1953 Paul Giel, HB  
1960 Tom Brown, G  
1961 Sandy Stephens, QB

## BIG TEN FRESHMAN OF THE YEAR

1986 Darrell Thompson, RB  
2003 Laurence Maroney, RB

## DEFENSIVE BACK OF THE YEAR

2019 Antoine Winfield Jr.

## DEFENSIVE LINEMAN OF THE YEAR

2000 Karon Riley, DE

## OFFENSIVE LINEMAN OF THE YEAR

2005 Greg Eslinger, C

## KICKER OF THE YEAR

2016 Emmit Carpenter

## PUNTER OF THE YEAR

2014 Peter Mortell

## RECEIVER OF THE YEAR

2019 Rashod Bateman

## RUNNING BACK OF THE YEAR

2020 Mohamed Ibrahim

## TIGHT END OF THE YEAR

2014 Maxx Williams

## DAVE McCLAIN COACH OF THE YEAR

1999 Glen Mason  
2014 Jerry Kill

## HAYES-SCHEMBECHLER COACH OF THE YEAR

2014 Jerry Kill  
2019 P.J. Fleck

## ALL-BIG TEN FIRST TEAM

2022 Mohamed Ibrahim, RB  
John Michael Schmitz, OL  
2021 Blaise Andries, OL (media)  
Daniel Faalele, OL (coaches)  
2020 Mohamed Ibrahim, RB  
2019 Tyler Johnson, WR  
Rashod Bateman, WR  
Antoine Winfield Jr. DB  
2018 Tyler Johnson, WR (media)  
2016 Emmit Carpenter, K (media)  
2014 Brian Boddy-Calhoun, CB (media)  
Zac Epping, OL (media)  
Peter Mortell, P  
Maxx Williams, TE  
Damien Wilson, LB (media)  
2013 Ra'Shede Hageman, DT  
Brock Vereen, DB (coaches)  
2009 Eric Decker, WR (coaches)

2008 Eric Decker, WR  
Willie VanDeSteege, DE (media)  
2006 Matt Spaeth, TE  
2005 Greg Eslinger, C  
Laurence Maroney, RB  
Mark Setterstrom, OG  
Matt Spaeth, TE  
2004 Ukee Dozier, CB (media)  
Greg Eslinger, C  
Laurence Maroney, RB  
Rian Melander, OT  
Mark Setterstrom, OG  
2003 Marion Barber III, RB  
Greg Eslinger, C  
Ben Utecht, TE (coaches)  
2001 Jack Brewer, FS (media)  
2000 Ben Hamilton, C  
Karon Riley, DE  
Ron Johnson, WR (media)  
Willie Middlebrooks, CB (media)  
1999 Tyrone Carter, SS  
Ben Hamilton, C  
Thomas Hamner, RB  
Karon Riley, DE (coaches)  
1998 Tyrone Carter, SS  
1997 Lamanner Williams, DE  
1994 Ed Hawthorne, DT (coaches)  
Chris Darkins, RB (media)  
1991 Sean Lumpkin, DB  
Patt Evans, TE (media)  
1990 Chris Thome, C (coaches)  
1987 Troy Wolkow, OG (coaches)  
1986 Darrell Thompson, TB  
Chip Lohmiller, K (coaches)  
Bruce Holmes, LB (coaches)  
1985 Jon Leverenz, LB (coaches)  
1981 Jim Fahnhorst, LB  
Ken Dallafora, OT (coaches)  
1980 Garry White, FB  
Marion Barber, TB  
Jeff Schuh, DE (media)  
1979 Elmer Bailey, SE (coaches)  
1978 Marion Barber, TB  
Paul Rogind, K  
Keith Brown, DB (media)  
Stan Sytsma, DE (coaches)  
1977 Paul Rogind, K (coaches)  
Steve Midboe, DT (coaches)  
1976 George Adzick, SS (coaches)  
1975 Keith Simons, DL (coaches)  
1974 Keith Simons, DL (media)  
1973 Steve Neils, E  
Keith Fahnhorst, E (media)  
1972 John King, RB (media)  
1971 Doug Kingsriter, E  
Bill Light, LB (media)  
1970 Bill Light, LB (media)  
Jeff Wright, DB (media)  
1969 Ray Parson, E (coaches)  
1968 Bob Stein, E  
Dick Enderle, G (coaches)  
Noel Jenke, G (media)  
1967 John Williams, T (coaches)  
Bob Stein, E (coaches)  
McKinley Boston, T (coaches)  
Tom Sakal, B (coaches)  
1965 Aaron Brown, E (coaches)  
1964 Kraig Lofquist, B (coaches)  
Aaron Brown, E (coaches)  
1963 Carl Eller, T

1962 Bobby Bell, T  
Julian Hook, G  
John Campbell, E  
1961 Bobby Bell, T  
Tom Hall, E  
Sandy Stephens, QB  
1960 Tom Brown, G  
Tom Hall, E  
Greg Larson, C  
1958 Mike Svendsen, C  
1956 Robert Hobert, RB  
1954 Bob McNamara, RB  
1953 Paul Giel, RB  
1952 Bob McNamara, RB  
Percy Zachary, G  
Paul Giel, RB  
1949 Leo Nomellini, G  
Clay Tonnemaker, C  
Harry "Bud" Grant, E  
Leo Nomellini, G  
1948 Harry "Bud" Grant, E  
Leo Nomellini, G  
1947 Leo Nomellini, G  
1943 Paul Mitchell, T  
1942 Dick Wildung, T  
1941 Dick Wildung, T  
Bill Daley, HB  
Bob Fitch, E  
Len Levy, G  
Bruce Smith, HB  
1940 George Franck, HB  
Urban Odson, T  
1939 Win Pederson, T  
1938 Wilbur Moore, QB  
Francis Twedell, G  
1937 Rudy Gmitro, HB  
Ray King, E  
Lou Midler, T  
Francis Twedell, G  
1936 Andy Uram, HB  
Edwin Widseth, T  
Sheldon Beise, FB  
1935 Vernal "Babe" LeVoir, QB  
Dick Smith, T  
Edwin Widseth, T  
Charles "Bud" Wilkinson, G  
1934 Phil Bengston, T  
Bill Bevan, G  
Frank "Butch" Larson, E  
Francis "Pug" Lund, HB-FB  
Bob Tenner, E  
Edwin Widseth, T  
1933 Frank "Butch" Larson, E  
Francis "Pug" Lund, HB-FB  
1932 Marshall Wells, T  
1931 Jack Manders, FB  
Clarence "Biggie" Munn, G  
1930 Clarence "Biggie" Munn, G  
1929 Bronko Nagurski, T  
Robert Tanner, E  
1928 George Gibson, G  
Kenneth Haycraft, E  
Fred Hovde, QB  
1927 Harold "Shorty" Almqvist, QB  
Mitchell Gary, T  
Harold Hanson, T  
Kenneth Haycraft, E  
Herbert Joesting, FB  
1926 Mitchell Gary, T  
Harold Hanson, G  
Herbert Joesting, FB  
Roger Wheeler, E  
1925 Len Walsh, G



# BIG TEN AWARDS

1924 George Abramson, G  
Ted Cox, T

1923 Ray Eklund, E

1922 Earl Martineau, HB

1920 Festus Tierney, G

1919 Arnold Oss, HB

1918 Norman Kingsley, FB

1917 George Hauser, T

1916 Albert "Bert" Baston, E  
Conrad Eklund, G  
Frank Mayer, T  
Arnold "Pudge" Wyman, FB

1915 Albert "Bert" Baston, E  
Bernard "Bernie" Bierman, FB  
Merton Dunnigan, G

1914 Lorin Solon, E-FB

1913 Clark Shaughnessy, FB  
Lorin Solon, E-FB

1911 Clifford Morrell, C  
Reuben Rosenwald, HB

1910 Lisle Johnston, FB  
John McGovern, QB  
Reuben Rosenwald, HB  
James Walker, T

1909 H.E. Farnam, C  
John McGovern, QB  
Earl Pickering, FB  
Reuben Rosenwald, HB  
James Walker, T  
Orren Safford, E

1908 Harry Capron, C

1907 George Case, T

1906 George Case, T  
Robert "Bobby" Marshall, E  
Theodore Vita, G

## ALL-BIG TEN SECOND TEAM

2022 Tyler Nubin, DB

2021 John Michael Schmitz, C (coaches)  
Boye Mafe, DE (media)

2019 Tanner Morgan, QB  
Rodney Smith, RB  
Carter Coughlin, DL

2018 Tyler Johnson, WR (coaches)  
Blake Cashman, LB (media)  
Carter Coughlin, LB

2016 Emmitt Carpenter, K (coaches)

2014 Brian Boddy-Calhoun, DB (coaches)  
David Cobb, RB  
Zac Epping, OL (coaches)  
Eric Murray, DB (coaches)  
Damien Wilson, LB (coaches)

2013 Theiren Cockran, DL (media)

2012 D.L. Willite, DE, (media)

2008 Adam Weber, QB (coaches)  
Jack Simmons, TE (media)  
Traye Simmons, CB (coaches)  
Willie VanDeSteege, DE (coaches)

2007 Dominique Barber, S  
Justin Kucek, P (media)

2006 Willie VanDeSteege, DE (media)

2005 Anthony Montgomery, NT (coaches)

2004 Darrell Reid, DE

2003 Rian Melander, OT  
Joe Quinn, OG

2001 Ben Utech, TE  
Ron Johnson, WR

2000 Preston Gruening, P  
Dan Nystrom, K  
John Schlecht, DT  
Sean Hoffman, LB

1999 John Schlecht, DT  
Willie Middlebrooks, CB

1998 Thomas Hamner, RB

1997 Tutu Atwell, WR  
Tyrone Carter, SS

1995 Todd Jesewitz, OG  
Rodney Heath, CB

1994 Mike Chalberg, K

1993 Rob Rogers, OG  
Omar Douglas, WR

1992 Keith Ballard, OL  
Dennis Cappella, DL  
Dean Kaufman, P

1991 Ted Harrison, OL

1990 Mike Sunvold, OT  
Sean Lumpkin, DB

1989 Brent Berglund, K  
Dan Liimata, OL  
Darrell Thompson, TB  
Mike Sunvold, DT

1988 Brent Herbel, P

1987 Paul Anderson, OL  
Rickey Foggie, QB  
Darrell Thompson, TB  
Chip Lohmiller, K  
Jon Levensen, LB

1986 Ray Hitchcock, C  
Larry Joyner, SS  
Jim Hobbins, OL  
Troy Wolkow, OL

1985 Ray Hitchcock, C  
Peter Najarian, LB  
Jon Lilleberg, OG  
Larry Joyner, SS

1984 Peter Najarian, LB  
Adam Kelly, P  
Mark Vonderhaar, OT

1983 Peter Najarian, LB

1982 Randy Rasmussen, OL  
Bill Humphries, OL  
Karl Mecklenburg, DE

1981 Chester Cooper, FL  
Bill Humphries, DL  
Karl Mecklenburg, DE  
Fred Orgas, DL

1980 Marion Barber, RB  
Ken Dallafoir, OG  
Mike Robb, FS  
Jeff Schuh, LB  
Dana Noel, DT

1978 Doug Friberg, NG  
Jim Ronan, DT

1977 Mark Merrill, DT  
Mark Slater, C  
Bobby Weber, DB

1976 Tony Dungy, QB  
Ron Kullas, WR  
George Washington, DL

1975 Tony Dungy, QB  
Doug Beaudoin, S

1974 Keith Simons, T  
Ollie Bakken, LB  
Rick Upchurch, WR

1973 Darrell Bunge, LB  
Rick Upchurch, WR

1972 Tim Alderson, DB

1971 Craig Curry, QB  
Ernie Cook, FB  
Jack Babcock, OT

1970 Alvin Hawes, OT  
Barry Mayer, RB  
Walt Bowser, S

1968 Ezell Jones, T  
Ron Kamzelski, DT  
Ray Parson, T  
Doug Roalstad, S

1967 Charles Sanders, TE  
Ed Duren, OG

1964 Aaron Brown, DE  
Joe Pung, C  
Mike Reid, FB

1963 Frank Marchewski, C

1962 Carl Eller, T  
Bob Prawdzik, DE

## ALL-BIG TEN THIRD TEAM (STARTED IN 1915)

2022 Chuck Filiaga, OL (coaches)  
Axel Ruschmeyer, OL  
Mariano Sori-Marin, LB (coaches)

2021 John Michael Schmitz, C (media)  
Conner Olson, OL (coaches)  
Boye Mafe, DE (coaches)

2020 Rashod Bateman, WR  
Conner Olson, OL (media)  
Blaise Andries, OL (media)  
Blaise Andries, OL

2019 Blake Cashman, LB (coaches)

2017 Thomas Barber, LB (media)

2016 Jonah Pirsig, OL  
Steven Richardson, DL  
Rodney Smith, RB  
Drew Wolitarsky, WR (media)

2015 Brian Boddy-Calhoun, CB (media)  
Peter Mortell, P  
Eric Murray, CB  
Ryan Santoso, K (coaches)

## BIG TEN PLAYERS OF THE WEEK

O – Offense; D – Defense; S – Special Teams;  
F – Freshman

**1987**

10/10 O Rickey Foggie, QB

**1989**

10/2 O Darrell Thompson, RB

**1990**

9/17 D Frank Jackson, SS

10/22 D Sean Lumpkin, SS

11/5 D Mike Sunvold, DT

**1991**

11/23 O Rob St. Sauver, QB

**1993**

10/11 O Omar Douglas, WR

10/25 D Andy Veit, LB

**1994**

10/24 D Craig Sauer, LB

**1995**

10/7 O Chris Darkins, RB

**1996**

9/23 D Tyrone Carter, SS  
S Adam Bailey, K

11/18 O Cory Sauter, QB

**1997**

9/15 S Tutu Atwell, WR

10/20 S Adam Bailey, K

11/17 D Tyrone Carter, SS

**1998**

9/21 D Tyrone Carter, SS

10/24 O Luke Levenson, WR  
S Adam Bailey, K

# BIG TEN AWARDS

## 1999

9/12 O Thomas Hamner, RB  
 10/3 D Sean Hoffman, LB  
 11/7 O Billy Cockerham, QB  
 11/14 S Dan Nystrom, K  
 11/21 D Tyrone Carter, SS

## 2000

9/18 O Thomas Tapeh, RB  
 10/1 O Tellis Redmon, RB  
 10/15 S Dan Nystrom, K

## 2001

11/26 S Preston Gruening, P

## 2002

9/9 D Eli Ward, FS  
 10/14 O Terry Jackson II, RB  
 10/14 S Jermaine Mays, WR

## 2003

10/6 O Jared Ellerson, WR  
 11/10 O Laurence Maroney, RB  
 S Rhys Lloyd, K

## 2004

9/6 S Rhys Lloyd, K  
 9/20 O Marion Barber III, RB  
 10/23 O Marion Barber III, RB  
 D Kyle McKenzie, LB

## 2005

9/26 O Laurence Maroney, RB  
 10/10 S Jason Giannini, K  
 11/7 O Gary Russell, RB  
 11/14 O Amir Pinnix, RB

## 2006

9/4 O Alex Daniels, RB  
 10/9 D Mike Sherels, LB  
 11/6 O Bryan Cupito, QB  
 11/13 D Willie VanDeSteege, DE

## 2007

9/10 O Adam Weber, QB

## 2008

9/8 O Adam Weber, QB  
 10/6 S Joel Monroe, K  
 10/13 D Willie VanDeSteege, DE

## 2009

9/6 D Lee Campbell, LB  
 S Eric Ellestad, K  
 9/13 D Nate Triplett, LB  
 11/1 O Adam Weber, QB  
 D Garrett Brown, DT

## 2010

11/15 S Troy Stoudermire, KR

## 2011

9/19 S Duane Bennett, S  
 10/31 S Jordan Wettstein, K  
 11/28 D Kim Royston, S

## 2012

9/3 D Derrick Wells, DB  
 10/29 D Michael Carter, DB  
 10/29 F Philip Nelson, QB

## 2013

9/9 S Marcus Jones, PR  
 9/23 F Mitch Leidner, FR  
 10/28 S Chris Hawthorne, K  
 11/4 O Philip Nelson, QB  
 11/4 S Peter Mortell, P  
 11/11 S Peter Mortell, P

## 2014

9/8 O David Cobb, RB  
 9/22 F Chris Streveler, QB  
 10/13 S Jalen Myrick, KR  
 10/13 D Damien Wilson, LB  
 10/20 D Cedric Thompson, S  
 10/20 S Ryan Santos, K  
 11/24 D Brian Boddy-Calhoun, DB

## 2015

10/12 F Shannon Brooks, RB  
 11/16 F Shannon Brooks, RB  
 11/23 F Shannon Brooks, RB

## 2016

10/3 S Emmit Carpenter, K  
 10/24 O Rodney Smith, RB  
 11/7 S Emmit Carpenter, K  
 11/21 D Blake Cashman, LB

## 2017

9/18 D Jacob Huff, DB  
 11/13 O Demry Croft, QB  
 11/13 S Rodney Smith, RB

## 2018

9/3 S Antoine Winfield Jr., DB  
 9/10 D Antoine Winfield Jr., DB  
 9/10 S Emmit Carpenter, K  
 10/14 F Mohamed Ibrahim, RB  
 10/29 F Tanner Morgan, QB  
 11/5 F Rashod Bateman, WR  
 11/19 D Blake Cashman, LB  
 11/26 S Demetrius Douglas, WR

## 2019

9/9 D Antoine Winfield Jr., DB  
 9/16 O Tyler Johnson, WR  
 9/30 O Tanner Morgan, QB  
 9/30 S Jacob Herbers, P  
 10/14 D Kamal Martin, LB  
 10/21 S Casey O'Brien, H  
 11/11 O Tanner Morgan, QB  
 11/11 D Antoine Winfield Jr., DB

## 2020

11/9 O Mohamed Ibrahim, RB  
 12/14 D Mariano Sori-Marin, LB

## 2021

10/4 S Mark Crawford, P  
 11/11 F Mar'Keise Irving, RB  
 11/29 F Justin Walley, DB

## 2022

9/26 O Tanner Morgan, QB  
 11/7 S Matthew Trickett, K  
 11/21 O Mohamed Ibrahim, RB  
 11/28 F Athan Kaliakmanis, QB

# ACADEMIC ALL-BIG TEN

Nnamdi Adim-Madumere, WR, 2020-21  
 Mayan Ahanotu, DL, 2019  
 Akeem Akinwale, OL, 1999-01  
 Mike Albert, K, 2000  
 Michael Amaefula, DE, 2012-14  
 Matt Anderle, DT, 1998  
 Danny Anderson, LB, 2018-19  
 MJ Anderson, DL, 2020  
 Paul Anderson, OL, 1986  
 Blaise Andries, OL, 2018-21  
 Brock Annexstad, WR, 2018-21  
 Zack Annexstad, QB, 2019-21  
 Duke Anyanwu, TE, 2016  
 Josh Aune, LB, 2019-22  
 Chris Autman-Bell, WR, 2022  
 Joey Balthazor, LB, 2012  
 Cole Banham, RB, 2013-14  
 Thomas Barber, LB, 2018-19  
 Ty Barron, LB, 2019-20  
 John Baumgartner, FB, 1954  
 Brendan Beal, LB, 2012  
 Colton Beebe, TE, 2016-18  
 Austin Beier, OL, 2019-21  
 Pete Bercich, LB, 2020-21  
 Alex Bisch, TE, 2012-14  
 Joe Bjorklund, OL, 2012-14  
 Alan Blanshan, DL, 1979  
 Brian Bobek, OL, 2014-15  
 Briean Boddy-Calhoun, DB, 2013-15  
 Nathan Boe, OL, 2020-22  
 Austin Booker, DL, 2022  
 Dick Borstad, FB, 1955, '57  
 Cameron Botticelli, DL, 2011-14  
 Luke Braaten, LB, 1996-99  
 Jack Brewer, FS/WR, 1999, '01  
 Tony Brinkhaus, OL, 2005-07  
 Chip Brixius, OL, 1991  
 Frank Brixius, OL, 1960  
 William Brody, DE, 2008  
 Jornell Brooks, WR, 2019  
 Garrett Brown, DT, 2007  
 Solomon Brown, DB, 2020-21  
 Michael Brown-Stephens, WR, 2021-22  
 Jimmy Buck, WR, 2020  
 R.J. Buckner, DB, 2007  
 Bart Buetow, OL, 1971  
 Brad Bultman, C, 2006  
 Derek Burns, OL, 1999-01  
 Jaqwonidis Burns, LB, 2021  
 D.J. Burris, OL, 2007-10  
 Foster Bush, OL, 2012-15  
 De'Vondre Campbell, LB, 2014  
 Lee Campbell, LB, 2009  
 Joshua Campion, OL, 2015  
 Damien Cannaday, WR, 2001  
 John Carlson, LB, 2006  
 Emmitt Carpenter, K, 2016-18  
 Eric Carter, WR, 2015-16  
 Jeremiah Carter, OT, 2002  
 Trill Carter, DL, 2020-22  
 Blake Cashman, LB, 2016  
 Jonathan Celestin, LB, 2015-16  
 Mike Cernoch, DE, 1999-2000  
 Mike Chalberg, K, 1993-95  
 Patrick Cheney, LB, 2005-06  
 Rashad Cheney, DL, 2020  
 Jon Christenson, OL, 2012-15  
 Jacob Clark, QB, 2020-21  
 Theiren Cockran, DE, 2012  
 Chris Cohen, DB, 1991  
 Ryan Coleman, LS, 2010  
 Ryan Collado, DB, 2008  
 Michael Conway, WR, 2016

Justin Conzemius, DB, 1992-95  
 Keanon Cooper, LB, 2009, '11-12  
 Tyler Cooper, OL, 2020-22  
 Ed Cotton, FB, 2010  
 Carter Coughlin, 2017-19  
 Mark Crawford, P, 2021-22  
 Devin Crawford-Tufts, WR, 2012  
 Pat Cummings, RB, 1989  
 Steve Davis, LB, 2006-08  
 Trey Davis, OL, 2008-09  
 Eric Decker, WR, 2006-09  
 Winston DeLattiboudere, DL, 2019  
 Micah Dew-Treadway, DL, 2020-21  
 Jason Dickson, OL, 2019  
 Michael Dixon, DB, 2021-22  
 Demetrius Douglas, WR, 2019  
 Omar Douglas, WR, 1991-93  
 Judge Dickson, FB, 1961  
 Troy Duerr, DT, 1995  
 Tony Dungy, QB, 1975-76  
 Curtis Dunlap Jr., OL, 2020  
 Coney Durr, DB, 2017, '20  
 Deven Eastern, DL, 2022  
 Shawn Ehrich, DL, 1992  
 Scott Ekpe, DL, 2015-16  
 James Elizondo, OT, 1996  
 Gaelin Elmore, DL, 2015-16  
 Doug Emilien, WR, 2021  
 Derrick Engel, WR, 2012-13  
 Greg Eslinger, C, 2003-05  
 Aireontae Ersery, OL, 2021  
 Junior Eugene, LB, 2002  
 Daniel Faalele, OL, 2020-21  
 Lonenoa Faoa, QB, 2021  
 Jeremy Faue, FB, 2005-06  
 Jonathan Femi-Cole, RB, 2018  
 Caden Fey, DB, 2020  
 Jake Filkins, LS, 2012-13  
 Lucas Finnessy, LB, 2021-22  
 Dennis Fitzpatrick, OL, 1977  
 Miles Fleming, DB, 2021-22  
 Chris Fowlkes, OL, 1992-95  
 Mike Frankberg, QB, 2007  
 Isaac Fruechte, WR, 2013  
 Clay Geary, WR, 2017-22  
 Jameson Geers, TE, 2022  
 Perry Gehring, OL, 1956-58  
 Anders Geleciniskij, K, 2019-20  
 Erik Gibson, WR, 2019  
 Jerry Gibson, DL, 2018  
 Jimmy Gjere, OL, 2011  
 Jalen Glaze, DB, 2021  
 Luke Glime, OL, 1994  
 Drew Goodger, TE, 2012-14  
 James Gordon, LB, 2020-21  
 Paul Gossage, WR, 2018  
 Brody Grandas, SS, 2006  
 Ryan Grant, LB, 2009, 2012  
 Darius Green, 2022  
 Jason Green, DL, 2001  
 Seth Green, WR, 2020  
 Preston Gruening, P, 1999-02  
 JJ Guedet, OL, 2021-22  
 Matt Guggemos, DB, 2020-21  
 Jeff Gunderson, DL, 1973  
 Jason Hagman, CB, 1997-98  
 Austin Hahn, DT, 2010  
 Justin Hall, WLB, 1998-99  
 Austin Hahn, DL, 2011  
 Ben Hamilton, C, 2000  
 Brent Harris, DL, 1980-81  
 D'Vion Harris, DL, 2020  
 Justus Harris, DB, 2018-21

Tyler Hartmann, FB, 2014-15  
 Fred Hartwig, SE, 1983  
 Brian Harvey, OL, 1976  
 Pat Hau, OG, 1996  
 Chase Haviland, DB, 2011  
 Jack Hawkinson, DL, 2022  
 Chris Hawthorne, K, 2012-13  
 Isaac Hayes, OL, 2014-15  
 Ernie Heifort, TE/DL, 2013  
 Austin Henderson, TE, 2021  
 Mike Henry, FB, 2011-13  
 Brent Herbel, P, 1986-89  
 Jacob Herbers, H, 2016-19  
 Noah Jickcox, DL, 2019-20  
 Peter Hiestand, LB, 1992-95  
 Aaron Hill, LB, 2010-13  
 Deon Hightower, LB, 2008  
 Drew Hmielewski, WR, 2017  
 Jim Hobbins, OL, 1986  
 Bob Hobert, RB, 1955-56  
 Jon Hoesle, DB, 2008-09  
 Chris Holden, LB, 2003  
 Bryson Hollimon, OL, 1977  
 Phillip Howard, 2017 (WR), '19-21 (DB)  
 Jordan Howden, DB, 2019-22  
 Jacob Huff, DB, 2018  
 Julian Huff, LB, 2017-18  
 Bill Humphries, OL, 1979  
 Jackson Hunter, DL, 2022  
 Logan Hutton, WR, 2014  
 Mohamed Ibrahim, 2022  
 Justin Isom, SS, 2002-03  
 Daniel Jackson, WR, 2021-22  
 Merrick Jackson, DL, 2017  
 John Jakel, OL, 2006-07  
 Cameron James, OL, 2022  
 Preston Jelen, RB, 2019-22  
 Noel Jenke, LB, 1968-69  
 Todd Jesewitz, OL, 1993-95  
 Ron Johnson, WR, 1999  
 Ezell Jones, OL, 1967  
 Marcus Jones, WR, 2012-13  
 Rob Jones, QB, 1995-96  
 Payton Jordahl, LS, 2015-18  
 Jah Joyner, DL, 2021  
 Justin Juenemann, K, 2017  
 Julien Kafo, DL, 2016  
 Nick Kallerup, TE, 2020-22  
 Benji Kamrath, QB, 2002-03  
 Ron Kamzelski, DL, 1966-67  
 Victor Keise, WR, 2013  
 Jack Kern, DL, 2019-21  
 Dragan Kesich, K, 2021-22  
 Gage Keys, DL, 2021-22  
 Ko Kieft, TE, 2017-21  
 Ron King, LB, 1971  
 Wayne King, LB, 1968  
 Doug Kingsriter, OL, 1972  
 Donnell Kirkwood, RB, 2014  
 Kent Kitzmann, FB, 1976  
 Bryan Klitzke, S, 2009-11  
 Cole Kramer, QB, 2020-22  
 Justin Kucek, P, 2008  
 Ben Kuznia, WR, 2008-09  
 Dan Kwapinski, DT, 2000-03  
 Jason Lamers, FB, 2003-05  
 Ben Langford, LB, 1993-94  
 Michael Lantz, K, 2020  
 De'Niro Laster, LB, 2014  
 Ben Lauer, OL, 2013  
 Tyrell Lawrence, OL, 2021-22  
 Derik LeCaptain, LB, 2020-22  
 Matt Leidner, OL, 2015-16

# ACADEMIC ALL-BIG TEN

Mitch Leidner, QB, 2013-16  
 Grayson Levine, DB, 2012-13  
 Tony Levine, WR, 1994-95  
 Martes Lewis, OL, 2021-22  
 Cody Lindenberg, LB, 2021-22  
 Brandon Lingen, TE, 2015-17  
 Bill Light, LB, 1970  
 Dan Liimatta, OL, 1987-89  
 Dan LiSanti, DB, 1991-92, '94  
 Jalen Logan-Redding, OL, 2021-22  
 Mark Losli, DE, 2002-05  
 Adam Lueck, QB, 2010-11  
 Mike Maciejowski, QB, 2008  
 John Mack, K, 2018  
 Boye Mafe, DL, 2020-21  
 Eli Mau, LB, 2022  
 KJ Maye, WR, 2013  
 Adam Mayer, WR, 2016  
 Barry Mayer, HB, 1968-70  
 Jephthe Matilus, LB, 2012-13  
 Kyle McAvoy, OL, 2014  
 Luke McAvoy, OL, 2014  
 Pat McCarthy, LB, 2003-05  
 Luther McCoy, DL, 2022  
 Bishop McDonald, DB 2019-21  
 Logan McElfresh, P, 2017  
 Colin McGarry, TE, 2009-11  
 Robert McGarry, LS, 2005-07  
 Ken McClintock, RB, 1991  
 John McKelvey, DB, 2015  
 Erin McManus, PK, 1997  
 Ben McNaboe, DL, 2020  
 Karl Mecklenburg, DL, 1982  
 Todd Meisel, DT, 2005-07  
 Chris Mensen, OL, 2008  
 Jon Melander, OL, 1989  
 Alex Melvin, P, 2019  
 Andy Merrill, LB, 2001  
 Gabe Mezzenga, FB, 2013  
 Barrett Moen, DL, 2007-09  
 Joel Monroe, K, 2007-08  
 Steven Montgomery, DB, 2012  
 Gary Moore, DL, 2017-18  
 Kendall Moore, RB, 2021  
 Steve Moore, LB, 2006-07  
 Tanner Morgan, QB, 2018-19, '21-22  
 Matthew Morse, WR, 2017-18  
 Peter Mortell, P, 2012-15  
 Tony Mortensen, QB, 2005, '07-08  
 Mark Mullaney, LB, 2005  
 Peter Najarian, LB, 1983-85  
 Philip Nelson, QB, 2013  
 Dave Nixon, DL, 1967  
 Connor Novak-Goar, DL, 2019  
 Jordan Nubin, 2022  
 Tyler Nubin, DB, 2020-22  
 Dan Nystrom, K, 2002  
 Casey O'Brien, H, 2018-20  
 Damola Ogundipe, RB, 2007-08  
 Braelen Oliver, LB, 2019-22  
 Conner Olson, OL, 2018-21  
 Ed Olson Jr., OL, 2011-13  
 Tommy Olson, OL, 2012-14  
 Derrick Onwuachi, DE, 2007-09  
 Fred Orgas, DL, 1980-82  
 Steven Ortiz, Jr., DB, 2022  
 Ryan Orton, OL, 2008-11  
 Astein Osei, DE/LB, 1999-01  
 Quinn Oseland, OL, 2017-18  
 Craig Paulson, DL, 1984  
 Jake Paulson, TE, 2018, 2020  
 Logan Payne, WR, 2004-06  
 Samuel Pickerign, QB, 2017-22  
 Jonah Pirsig, OL, 2013-16

Victor Pless, DB, 2021  
 Lincoln Plesek, TE, 2013  
 Jarod Posthumus, TE, 2003-05  
 Trey Potts, RB, 2020-22  
 Brad Prigge, FB, 1997-99  
 Peter Prudden, LS, 2001-03  
 David Puk, RB, 1984-85  
 Logan Purcell, OL, 2022  
 John Rabe, TE, 2012  
 Derek Rackley, LS, 1996-99  
 Mike Rallis, LB, 2010-12  
 Nick Rallis, LB, 2013, 2015-16  
 Dave Ramlet, LS, 2013-14  
 Quentin Redding, WR, 2022  
 Will Reger, WR, 2017  
 Troy Reilly, TE, 2007  
 Sam Renner, DL, 2017-19  
 Conor Rhoda, QB, 2016-17  
 Antoine Richard, DT, 1995  
 Steven Richardson, DT, 2015-17  
 Logan Richter, DL, 2020-22  
 Mike Robb, FS, 1980-81  
 Malcolm Robinson, DL, 2018-19  
 Fred Rodgers, CB, 1996  
 Ace Rogers, DB, 2016  
 Jeff Rosga, DB, 1991-93  
 Ryan Roth, OG, 1998  
 Ryan Ruckdashel, OG, 2006, '08-09  
 Axel Ruschmeyer, OL, 2020-22  
 Jackson Ruschmeyer, OL, 2022  
 Thomas Rush, 2019 (LB), '20-22 (DL)  
 Joe Russell, LB, 2018  
 Grant Ryerse, K, 2018-20  
 Shady Salamon, RB, 2009-11  
 Lance Sannes, OT, 2002  
 Johnny Santaga, QB, 2018-19  
 Ryan Santos, K, 2014-17  
 EJ Sardinha, WR, 2015  
 Craig Sauer, LB, 1993-95  
 Cory Sauter, QB, 1994-97  
 Keonte Schad, K, 2020  
 Scott Schaffner, QB, 1989-91  
 Sam Schlueter, OL, 2017-21  
 John Michael Schmitz, OL, 2018-22  
 Bailey Schoenfelder, LB 2017-20  
 Wyatt Schroeder, TE, 2021  
 Jacob Schuster, DL, 2022  
 David Schwerman, K, 2010-12  
 Karter Shaw, OL, 2022  
 Jerome Shetler, OL, 1959  
 John Shevlin, LB, 2005-07  
 Marcus Sherels, DB, 2007-09  
 Steve Shidell, OT, 2005-07  
 Max Shortell, QB, 2012  
 Jack Simmons, TE, 2006-08  
 Dominique Sims, FS, 2001-04  
 Eric Small, DL, 2008-09  
 Chris Smith, LB, 1994  
 C.J. Smith, DB, 2019  
 Cody Smith, OL, 2020  
 Rodney Smith, RB, 2019  
 Terell Smith, DB, 2019-22  
 Mariano Sori-Marin, LB, 2019-22  
 Matt Spaeth, TE, 2003-06  
 Brevyn Spann-Ford, TE, 2019-22  
 Benjamin St-Juste, DB, 2020  
 Joel Staats, LB, 1989-91  
 Alexander Starks, DB, 2016  
 Bob Stein, DL, 1966-68  
 Eric Stenzel, DE, 2003  
 Andrew Steller, DL, 2015-17  
 Matt Stommes, OL, 2007-09  
 Alex Strazzanti, DB, 2018-19  
 Danny Strigow, DL, 2021-22

Bob Stroup, FB, 1982  
 Chris Streveler, QB, 2014-15  
 Mitt Sunde, OL, 1963  
 Austin Sullivan, LS, 2020-22  
 Mike Svendsen, OL, 1957-58  
 Calvin Swenson, DB, 2018-21  
 Pat Sveum, LB, 2010-11  
 Tyson Swaggert, C, 2003-06  
 Calvin Swenson, DB, 2017  
 Dave Sykora, DT, 1999  
 Stan Sytsma, DL, 1977-78  
 Jim Tallman, LB, 1995-96  
 Mark Tangen, TE, 1993  
 Kyle Theret, S, 2008  
 Mile Thomas, FB, 2015  
 Cedric Thompson, DB, 2012, '14  
 True Thompson, WR, 2020  
 Yshoub Timms, DL, 2013, '15-16  
 Jeff Tow-Arnett, OL, 2007-09  
 Nick Tow-Arnett, TE, 2009  
 Leon Trawick, DL, 1969  
 Matthew Trickett, K, 2022  
 Louis Tuszynski, WR, 2015  
 Peter Udoibok, WR, 2020-21  
 Nate Umlor, DL, 2018-19  
 Harry Van Dyne, WR, 2018-19  
 Brock Vereen, DB, 2012-13  
 Zach Vevea, TE, 1998-01  
 Theron von Behren, DT, 1997  
 Michael Vojvodich, LS, 2019-20  
 Brock Walker, K, 2019-21  
 Justin Walley, DB, 2022  
 Eli Ward, S, 2000, 2002  
 Dave Watson, DE, 1995  
 Adam Weber, QB, 2007-10  
 Bob Weber, CB, 1976-77  
 Ben West, LB, 2001  
 Peter Westerhaus, 2015  
 Jordan Wettstein, K, 2011-12  
 Jared Weyler, OL, 2016-17  
 Jim Wheeler, OL, 1961  
 Ben Wileman, LB, 2021  
 Cam Wiley, RB, 2020  
 D.L. Wilhite, DE, 2009  
 Jim Wilkinson, SLB, 1998  
 Devon Williams, LB, 2022  
 Everett Williams, LB, 2015, '17  
 Mark Williams, WR, 2017  
 Maxx Williams, TE, 2013-14  
 Parc Williams, LB, 1995-98  
 Scott Williams, LS, 1995  
 Donald Willis, LB, 2020-22  
 Antoine Winfield Jr., DB, 2017-19  
 Chris Wipson, LB, 2014  
 Bryce Witham, TE, 2020  
 Clayton Witherspoon, TE, 2018-19  
 Rick Witthus, S, 1981  
 Drew Wolitarsky, WR, 2014, '16  
 Lance Wolkow, LB, 1991-93  
 Nate Wozniak, TE, 2014  
 Larry Wright, WR, 2020-21  
 Mike Wright, OL, 1959  
 Ryan Wynn, OL, 2008, 2010-11  
 Spergon Wynn, QB, 1996  
 Blake Zochert, LB, 2000



# TEAM AWARDS

## BRONKO NAGURSKI AWARD

### TEAM MOST VALUABLE PLAYER

1930	Clarence Munn, G
1931	Clarence Munn, G
1932	Roy Oen, C
1933	Francis "Pug" Lund, HB
1934	Francis "Pug" Lund, HB
1935	Vernal "Babe" LeVair, B
1936	Ed Widseth, T
1937	Rudy Gmitro, HB
1938	Larry Bukher, FB
1939	Harold Van Every, HB
1940	Bob Paffrath, QB
1941	Bob Sweiger, B
1942	Dick Wildung, T
1943	Paul Mitchell, T
1944	John Lundquist, B
1945	Bob Fitch, T
1946	Billy Bye, HB
1947	Larry Olsonoski, G
1948	Everette Faunce, HB
1949	"Bud" Grant, E
1950	Wayne Robinson, C
1951	Ron Engel, HB
1952	Paul Giel, HB*
1953	Paul Giel, HB*
1954	Bob McNamara, FB
1955	Don Swanson, QB
1956	Bobby Cox, QB
1957	Dick Larson, QB
1958	Everette Gerths, G
1959	Tom Moe, E
1960	Tom Brown, G
1961	Sandy Stephens, QB
1962	Bobby Bell, T
1963	Carl Eller, T
1964	Joe Pung, C
1965	John Hankinson, QB
1966	Tim Wheeler, LB
1967	Tom Sakal, DB
1968	Wayne King, LB
1969	Ray Parsons, E
1970	Jeff Wright, DB
1971	Tom Chandler, DE
1972	John King, FB
1973	Matt Herkenhoff, OT
	Steve Neils, DE
1974	Ollie Bakken, LB
1975	Tony Dungy, QB
1976	Tony Dungy, QB
1977	Steve Midboe, DT
1978	Marion Barber, TB
1979	Mark Carlson, QB
1980	Marion Barber, TB
1981	Mike Hohensee, QB
1982	Mike Hohensee, QB
1983	Randy Rasmussen, OT
1984	Rickey Foggie, QB
1985	Rickey Foggie, QB
1986	Darrell Thompson, TB
1987	Rickey Foggie, QB
1988	Chris Gaiters, WR
1989	Darrell Thompson, TB
1990	Mike Sunvold, DT
1991	Sean Lumpkin, DB
1992	Keith Ballard, OL
1993	Omar Douglas, WR
1994	Chris Darkins, RB
1995	Craig Sauer, LB

1996	Ryan Thelwell, WR
	Gann Brooks, OT
1997	Lamanzer Williams, DE
1998	Tyrone Carter, SS
1999	Tyrone Carter, SS
2000	Ben Hamilton, C
	Ron Johnson, WR
2001	Ron Johnson, WR
2002	Jermaine Mays, WR
2003	Asad Abdul-Khaliq, QB
2004	Marion Barber III, RB
	Laurence Maroney, RB
2005	Greg Eslinger, C
	Laurence Maroney, RB
2006	Matt Spaeth, TE
2007	Dominique Barber, FS
2008	Willie VanDeSteege, DE
2009	Eric Decker, WR
2010	Adam Weber, QB
2011	MarQueis Gray, QB
2012	MarQueis Gray, QB
2013	Ra'Shede Hageman, DT
2014	David Cobb, RB
2015	Mitch Leidner, QB
2016	Rodney Smith, RB
2017	Rodney Smith, RB
2018	Tyler Johnson, WR
2019	Antoine Winfield Jr., DB
	Rashod Bateman, WR
2020	Award not distributed
2021	Award not distributed
2022	Award not distributed

*NOTE: Team MVP award became the Bronko Nagurski Award in 1985.*

## BRUCE SMITH AWARD OUTSTANDING OFFENSIVE PLAYER

1979	Elmer Bailey, SE
1980	Garry White, FB
1981	Chester Cooper, FL
1982	Randy Rasmussen, OG
1983	Jay Carroll, TE
1984	Mark VonderHaar, OT
1985	Ray Hitchcock, C
1986	Darrell Thompson, RB
1987	Darrell Thompson, RB
1988	Chris Gaiters, SE
1989	Darrell Thompson, RB
1990	Marquel Fleetwood, QB
1991	Patt Evans, TE
1992	Antonio Carter, RB
1993	Omar Douglas, WR
1994	Chris Darkins, RB
1995	Cory Sauter, QB
1996	Tutu Atwell, WR
1997	Tutu Atwell, WR
1998	Luke Peterson, WR
1999	Thomas Hamner, RB
2000	Ron Johnson, WR
2001	Ron Johnson, WR
	Tellis Redmon, RB
2002	Terry Jackson II, RB
2003	Asad Abdul-Khaliq, QB
2004	Marion Barber III, RB
2005	Greg Eslinger, C
2006	Logan Payne, WR
2007	Eric Decker, WR
2008	Adam Weber, QB

	Eric Decker, WR
2009	Eric Decker, WR
2010	Da'Jon McKnight, WR
	MarQueis Gray, QB/WR
2011	MarQueis Gray, QB
2012	Donnell Kirkwood, RB
2013	David Cobb, RB
2014	David Cobb, RB
2015	Mitch Leidner, QB
2016	Rodney Smith, RB
2017	Nate Wozniak, TE
2018	Mohamed Ibrahim, RB
2019	Tyler Johnson, WR
	Rodney Smith, RB
2020	Award not distributed
2021	Award not distributed
2022	Award not distributed

## CARL ELLER AWARD OUTSTANDING DEFENSIVE PLAYER

1979	Keith Edwards, FS
1980	Jeff Schuh, DE
1981	Jim Fahnhorst, LB
1982	Karl Mecklenburg, DT
1983	Peter Najarian, LB
1984	Peter Najarian, LB
1985	Peter Najarian, LB
1986	Mark Dusbabek, LB
1987	Jon Leverenz, LB
1988	Joel Brown, SS
1989	Eddie Miles, LB
1990	Mike Sunvold, DE
1991	Sean Lumpkin, DB
1992	Dennis Cappella, DL
1993	Andrew Veit, LB
1994	Craig Sauer, LB
1995	Craig Sauer, LB
1996	Parc Williams, LB
	Lamanzer Williams, DE
1998	Tyrone Carter, SS
1999	Tyrone Carter, SS
2000	Karon Riley, DE
2001	Jack Brewer, FS
2002	Eli Ward, FS
2003	Eli Ward, FS
2004	Darrell Reid, DE
2005	John Pawlowski, FS
2006	Mike Sherefs, LB
2007	Dominique Barber, FS
2008	Lee Campbell, LB
	Garrett Brown, DT
	Lee Campbell, LB
2009	Gary Tinsley, LB
2010	Kim Royston, DB
2011	Michael Carter, DB
2012	Michael Hageman, DT
2013	Ra'Shede Hageman, DT
2014	Damien Wilson, LB
2015	Eric Murray, CB
2016	Damarius Travis, S
2017	Jonathan Celestin, LB
2018	Carter Coughlin, RE
2019	Antoine Winfield Jr., DB
2020	Award not distributed
2021	Award not distributed
2022	Award not distributed

*NOTE: The Defensive MVP Award became the Carl Eller Award in 1984.*

## BOBBY BELL AWARD OUTSTANDING SPECIAL TEAMS PLAYER

1984	Larry Joyner, SS
1985	Chip Lohmiller, PK
1986	Chip Lohmiller, PK
1987	Chip Lohmiller, PK
1988	Brent Herbel, P
1989	Brent Berglund, P
1990	Kenneth Sebree, CB
1991	Ken McClintock, RB
1992	Jon Lewis, WR
1993	Scott Williams, LS
1994	Rishon Early, FS
1995	Mike Chalberg, PK
1996	Rishon Early, FS
1997	Tutu Atwell, WR
1998	Adam Bailey, PK
1999	Dan Nystrom, CB
2000	Preston Gruening, P
2001	Marion Barber III, RB
2002	Jermaine Mays, WR
	Dan Nystrom, PK
2003	Rhys Lloyd, P/PK
2004	John Shevlin, LB
2005	Jakari Wallace, WR
2006	Tom Hennessey, FB
2007	Justin Kucek, P
	Nathan Triplett, LB
2008	Nathan Triplett, LB
2009	Jon Hoese, FB
2010	Troy Stoudermire, CB
2011	Jordan Wettstein, K
2012	Christian Eldred, P
2013	Peter Mortell, P
2014	Peter Mortell, P
2015	Peter Mortell, P
2016	Emmit Carpenter, K
2017	Ray Santoso, P
2018	Payton Jordahl, LS
2019	Jacob Herbers, P
2020	Award not distributed
2021	Award not distributed
2022	Award not distributed

## BUTCH NASH AWARD COMPETITIVE ON THE FIELD AND IN THE CLASSROOM

1984	John Kelly, C
1985	Andy Hare, FL
1986	Anthony Burke, OT
1987	Brian Bonner, OLB
1988	Ross Ukkelberg, DT
1989	Dan Limmatta, OT
1990	Frank Jackson, CB
1991	Joel Staats, LB
1992	Russ Heath, LB
1993	Omar Douglas, WR
1994	Justin Conzemius, DB
1995	Justin Conzemius, LB
1996	Cory Sauter, QB
1997	Parc Williams, LB
1998	Parc Williams, LB
1999	Ben Mezera, LB
2000	Ben Hamilton, C
2001	Derek Burns, OG
2002	Dan Kwapinski, DT
2003	Greg Eslinger, C
2004	Mark Setterstrom, OG

# TEAM AWARDS

2005	Greg Eslinger, C
2006	Dominic Jones, CB
2007	John Shevlin, LB Steve Shidell, OT
2008	Jeff Tow-Arnett, C Marcus Sherels, DB
2009	Jon Hoese, FB Garrett Brown, DT D.J. Burris, C Ryan Collado, DB
2011	Aaron Hill, LB
2012	Aaron Hill, LB
2013	Jon Christenson, OL
2014	Jon Christenson, OL
2015	Jon Christenson, OL
2016	Scott Ekpe, DL
2017	Brandon Lingen, TE Andrew Stelter, DT Payton Jordahl, LS Gary Moore, DL Sam Renner, DL
2019	Sam Renner, DL
2020	Award not distributed
2021	Award not distributed
2022	Award not distributed

*NOTE: The Butch Nash Award began in 1984.*

## PAUL GIEL AWARD UNSELFISHNESS AND MOST CONCERN ABOUT THE U OF M

1984	Dwayne McMullen, FL
1985	David Puk, FB
1986	Norries Wilson, OT
1987	Dan Rechten, OT
1988	Pat Hart, C
1989	Jon Melander, OT
1990	Jim King, RB
1991	Scott Schaffner, QB
1992	Ken McClintock, RB
1993	Antonio Carter, RB
1994	Ed Hawthorne, DT
1995	Chris Darkins, RB
1996	Jerome Davis, DT
1997	Cory Sauter, QB
1998	Troy Duerr, OT
1999	Ben Hamilton, C
2000	Justin Hall, LB
2001	Jack Brewer, FS
2002	Jeremiah Carter, OT
2003	Joe Quinn, OG
2004	Dominique Sims, LB
2005	Mark Setterstrom, OG
2006	Dominique Barber, FS
2007	Tony Brinkhaus, C Todd Meisel, DT
2008	Tony Mortensen, QB Eric Small, DT
2009	Adam Weber, QB Ryan Collado, DB
2010	Duane Bennett, RB
2011	Adam Lueck, QB
2012	MarQueis Gray, QB
2013	Brock Vereen, DB Aaron Hill, LB
2014	Donnell Kirkwood, RB
2015	Jon Christenson, OL
2016	Mitch Leidner, QB
2017	Adekunle Ayinde, DB Eric Carter, WR

2018	Emmit Carpenter, K
2019	Mohamed Ibrahim, RB
2020	Award not distributed
2021	Award not distributed
2022	Award not distributed

## NEIL FREDENBURG AWARD COURAGE AND LOVE OF THE GAME

1999	Sean Hoffman, LB
2000	Sean Hoffman, LB
2001	Steve Murray, DB
2002	Jeremiah Carter, OT
2003	Dan Kwapiński, DT
2004	Jakari Wallace, WR
2005	Matt Spaeth, TE
2006	Mike Sherels, LB
2007	Mike Sherels, LB Justin Valentine, FB
2008	Jack Simmons, TE Kyle Theret, S Eric Small, DT Lee Campbell, LB Nick Tow-Arnett, TE
2010	Jon Hoese, FB Anthony Jacobs, DL Duane Bennett, RB
2011	Mike Rallis, LB
2012	Aaron Hill, LB
2013	Aaron Hill, LB
2014	Mitch Leidner, QB
2015	Mitch Leidner, QB
2016	Mitch Leidner, QB Jack Lynn, LB Nick Rallis, LB
2017	Thomas Barber, LB Conor Rhoda, QB Thomas Barber, LB Tanner Morgan, QB
2018	Award not distributed
2019	Award not distributed
2020	Award not distributed
2021	Award not distributed
2022	Award not distributed

## OFFENSIVE SCOUT TEAM AWARD OUTSTANDING PLAY ON THE OFFENSIVE SCOUT TEAM

1997	Michael Mullen, RB
1998	Scooter Baugus, TE
1999	Ben Utecht, WR
2000	Clarence Woods, WR
2001	Jerry Macken, FB
2002	Zack Kartak, RB
2003	Kevin Salmen, TE
2004	Tommy Jacobs, OG
2005	Joe Swanson, OG
2006	Matt Krueger, OG
2007	Kyle Moore, WR
2008	Matt Carufel, OL
2009	Ed Olson, OL
2010	Lamonte Edwards, RB
2011	Cole Banham, RB
2012	Cole Banham, RB Mitch Leidner, QB
2013	Jephte Matilus, LB (scout team RB)
2014	Matt Leidner, OL
2015	Conor Rhoda, QB
2016	Seth Green, QB
2017	Mohamed Ibrahim, RB
2018	Brevyn Spann-Ford, TE

2019	Johnny Santana, QB
2020	Award not distributed
2021	Award not distributed
2022	Award not distributed

## DEFENSIVE SCOUT TEAM AWARD OUTSTANDING PLAY ON THE DEFENSIVE SCOUT TEAM

1997	Curtese Poole, LB
1998	Karon Riley, DE
1999	DaVonta Bell, LB
2000	Darrell Reid, LB
2001	Charlton Keith, DE
2002	Eric Clark, DE; Pat McCarthy, LB Eric Washington, LB John Shevlin, LB Seth Thompson, DB
2003	Brody Grandas, CB
2004	Mike Hart, LB
2005	Andre Taté, LB
2006	Kim Royston, DB
2007	Aaron Hill, LB
2008	Cameron Botticelli, DE
2009	Jephte Matilus, LB
2010	Matt Garin, DE
2011	Jack Lynn, LB
2012	Chris Wipson, LB
2013	Cody Poock, LB
2014	Gary Moore, DL
2015	Winston DeLattiboudere, DE Gary Moore, DL
2016	Esezi Otomewo, DL
2017	Mayan Ahanotu, DL
2018	Trill Carter, DL
2019	Award not distributed
2020	Award not distributed
2021	Award not distributed
2022	Award not distributed

## SPECIAL TEAMS SCOUT TEAM AWARD

2017	Jack Leius, DB
2018	Preston Jelen, RB
2019	Derik LeCaptain, LB
2020	Award not distributed
2021	Award not distributed
2022	Award not distributed

## TONY DUNGY AWARD CHARACTER AND COMMUNITY SERVICE

2007	Amir Pinnix, RB
2008	Deon Hightower, LB
2009	Eric Decker, WR
2010	R.J. Buckner, RB
2011	Brandon Kirksey, DL
2012	Connor Cosgrove, WR
2013	Chris Hawthorne, K
2014	Luke McAvoy, OL
2015	Jon Christenson, OL
2016	Damarius Travis, S
2017	Emmit Carpenter, K Ryan Santos, P Seth Green, WR
2018	Winston DeLattiboudere, DL
2019	Seth Green, WR
2020	Award not distributed
2021	Award not distributed

2022	Award not distributed
------	-----------------------

## GARY TINSLEY AWARD PLAYER WHO BEST EMBRACED TINSLEY'S UNDERDOG PERSONA

2012	Keanon Cooper, LB
2013	David Cobb, RB
2014	Briean Boddy-Calhoun, CB
2015	Adekunle Ayinde, S
2016	Blake Cashman, LB
2017	Blake Cashman, LB Kobe McCrary, RB
2018	Jacob Huff, DB
2019	Kamal Martin, LB
2020	Award not distributed
2021	Award not distributed
2022	Award not distributed

## OUTSTANDING FIRST YEAR PLAYERS OUTSTANDING PLAY BY A FIRST YEAR PLAYER

2007	Kyle Theret, S Adam Weber, QB
2008	DeLeon Eskridge, RB Simoni Lawrence, LB Troy Stoudermire, KR MarQueis Gray, QB D.L. Wilhite, DE
2009	Ed Olson, OT Matt Garin, DE
2010	Devin Crawford-Tufts, WR Marcus Jones, WR Michael Amaefula, DE
2011	Philip Nelson, QB Rodrick Williams Jr., RB Scott Ekpe, DT Maxx Williams, TE Donovahn Jones, WR Hendrick Ekpe, DT
2012	Brandon Lingen, TE Steven Richardson, DL Shannon Brooks, RB KiAnte Hardin, CB
2013	Tyler Johnson, WR Antoine Winfield Jr., S Conner Olson, DL Nate Umlor, DL
2014	Rashod Bateman, WR Daniel Faaele, DL Esezi Otomewo, DL Terrell Smith, DB
2015	Curtis Dunlap Jr., OL Braelen Oliver, LB
2016	Award not distributed
2017	Award not distributed
2018	Award not distributed
2019	Award not distributed
2020	Award not distributed
2021	Award not distributed
2022	Award not distributed

# NFL DRAFT HISTORY

Year	Rd.	Pick	Player	Franchise (Team name at time of draft)	Year	Rd.	Pick	Player	Franchise (Team name at time of draft)
2023	2	57	John Michael Schmitz (OL)	New York Giants	1982	4	92	Jim Fahnhorst (LB)	Minnesota
2023	5	146	Jordan Howden (DB)	New Orleans	1982	5	117	Wally Kersten (T)	Los Angeles Rams
2023	5	165	Terrell Smith (DB)	Chicago	1982	5	124	Ken Dallafior (T)	Pittsburgh
2022	2	40	Boye Mafe (LB)	Seattle	1982	8	201	Chester Cooper (WR)	Seattle
2022	4	110	Daniel Faalele (OL)	Baltimore	1981	2	30	Marion Barber (RB)	New York Jets
2022	5	165	Esezi Otomewo (DL)	Minnesota	1981	7	176	Jeff Schuh (LB)	Cincinnati
2022	6	218	Ko Kieft (TE)	Tampa Bay	1981	8	203	Garry White (RB)	San Francisco
2021	1	27	<b>Rashod Bateman (WR)</b>	<b>Baltimore</b>	1980	4	100	Elmer Bailey (WR)	Miami
2021	3	74	Benjamin St-Juste (DB)	Washington	1980	6	161	Greg Murtha (T)	Philadelphia
2020	2	45	Antoine Winfield Jr. (DB)	Tampa Bay	1979	6	163	Jim Ronan (DT)	Cleveland
2020	5	161	Tyler Johnson (WR)	Tampa Bay	1979	7	176	Stan Sysma (LB)	New Orleans
2020	5	175	Kamal Martin (LB)	Green Bay	1979	7	187	Keith Brown (DB)	New York Jets
2020	7	218	Carter Coughlin (LB)	New York Giants	1978	2	31	Mark Merrill (LB)	New York Jets
2020	7	247	Chris Williamson (DB)	New York Giants	1978	2	34	Mike Hunt (LB)	Green Bay
2019	5	157	Blake Cashman (LB)	New York Jets	1978	2	43	Steve Stewart (LB)	Atlanta
2017	7	222	Jalen Myrick (DB)	Jacksonville	1978	12	315	Mark Slater (C)	Philadelphia
2016	4	106	Eric Murray (DB)	Kansas City	1978	12	326	Jeff Morrow (T)	Minnesota
2016	4	115	De'Vondre Campbell (LB)	Atlanta	1977	9	225	George Adzick (DB)	Seattle
2015	2	55	Maxx Williams (TE)	Baltimore	1977	10	255	Mike Jones (WR)	New York Giants
2015	4	127	Damien Wilson (LB)	Dallas	1976	3	63	Keith Simons (DT)	Kansas City
2015	5	138	David Cobb (RB)	Tennessee	1976	8	227	Art Meadowcroft (G)	Buffalo
2015	5	150	Cedric Thompson (S)	Miami	1976	9	243	Doug Beaudoin (DB)	New England
2014	2	37	Ra'Shede Hageman (DE)	Atlanta	1976	11	312	Dexter Pride (RB)	Miami
2014	4	131	Brock Vereen (S)	Chicago	1975	4	95	Rick Upchurch (WR)	Denver
2010	3	87	Eric Decker (WR)	Denver	1975	11	268	Dale Hegland (G)	Kansas City
2010	5	167	Nate Triplett (LB)	Minnesota	1975	15	388	Ollie Bakken (LB)	Minnesota
2008	6	173	Dominique Barber (S)	Houston	1974	2	35	Keith Fahnhorst (TE)	San Francisco
2007	3	77	Matt Spaeth (TE)	Pittsburgh	1974	4	94	Matt Herkenhoff (T)	Kansas City
2006	1	21	<b>Laurence Maroney (RB)</b>	<b>New England</b>	1974	5	111	Steve Neils (LB)	Arizona (St. Louis Cardinals)
2006	5	153	Anthony Montgomery (NT)	Washington	1974	12	292	Dave Simonson (T)	Indianapolis (Baltimore Colts)
2006	6	198	Greg Eslinger (C)	Denver	1973	3	74	Tom MacLeod (LB)	Green Bay
2006	7	242	Mark Setterstrom (OG)	Los Angeles Rams (St. Louis Rams)	1973	6	139	Doug Kingsritter (TE)	Minnesota
2005	4	109	Marion Barber III (RB)	Dallas	1973	9	229	Mike White (DB)	Dallas
2004	5	162	Thomas Tapch (FB)	Philadelphia	1973	13	333	Tim Alderson (DB)	Green Bay
2003	5	152	Michael Lehan (CB)	Cleveland	1972	3	59	Bart Buetow (T)	Minnesota
2002	4	123	Ron Johnson (WR)	Baltimore	1972	6	140	Mike Perfetti (DB)	Atlanta
2002	6	178	Matt Anderle (OT)	Los Angeles Chargers (San Diego Chargers)	1972	6	144	Vernon Winfield (G)	Philadelphia
2002	7	229	Greg White (DE)	Houston	1972	8	207	Craig Curry (QB)	Miami
2001	1	24	<b>Willie Middlebrooks (CB)</b>	<b>Denver</b>	1972	11	271	Bill Light (LB)	Buffalo
2001	4	103	Karon Riley (DE)	Chicago	1972	14	354	Tom Chandler (LB)	Atlanta
2001	4	113	Ben Hamilton (C)	Denver	1971	9	218	Barry Mayer (RB)	Green Bay
2001	6	199	Adam Haayer (OT)	Tennessee	1971	9	224	Alvin Hawes (T)	Kansas City
2000	4	118	Tyrone Carter (SS)	Minnesota	1971	12	290	John Thompson (G)	Tennessee (Houston Oilers)
2000	6	171	Thomas Hammer (RB)	Philadelphia	1971	15	388	Jeff Wright (DB)	Minnesota
1998	6	179	Lamazer Williams (DE)	Jacksonville	1971	16	399	Steve Thompson (DT)	Denver
1998	7	215	Ryan Thelwell (WR)	San Francisco	1970	2	45	Ray Parson (DE)	Detroit
1996	4	123	Chris Darkins (RB)	Green Bay	1970	3	68	Jim Carter (LB)	Green Bay
1996	6	188	Craig Sauer (OLB)	Atlanta	1969	4	85	Dennis Hale (DB)	New York Jets
1992	4	106	Sean Lumpkin (DB)	New Orleans	1969	4	104	Ezell Jones (T)	New York Jets
1991	5	119	Chris Thome (C)	Minnesota	1969	5	126	Bob Stein (LB)	Kansas City
1991	11	287	Mike Sunvold (DT)	Tampa Bay	1969	7	158	Dick Enderle (G)	Atlanta
1991	12	321	Mark Drabczak (G)	New Orleans	1969	9	225	Tom Fink (G)	Minnesota
1990	1	19	<b>Darrell Thompson (RB)</b>	<b>Green Bay</b>	1969	9	228	Ron Kamzelski (DT)	Cleveland
1990	5	113	Jon Melander (OT)	New England	1969	12	303	Noel Jenke (LB)	Minnesota
1990	10	266	Eddie Miles (LB)	Pittsburgh	1969	14	359	Ray Stephens (RB)	Los Angeles Rams
1990	11	297	Jon Leverenz (LB)	Washington	1968	1	23	<b>John Williams (T)</b>	<b>Indianapolis (Baltimore Colts)</b>
1990	12	324	Ron Goetz (LB)	Minnesota	1968	3	74	Charlie Sanders (TE)	Detroit
1989	1	18	<b>Brian Williams (C)</b>	<b>New York Giants</b>	1968	10	250	Tom Sakal (DB)	Minnesota
1988	2	55	Chip Lohmiller (K)	Washington	1968	15	396	McKinley Boston (G)	New York Giants
1988	5	115	Troy Wolkow (G)	New England	1968	17	447	Bob Lee (FL)	Arizona (St. Louis Cardinals)
1988	8	196	Gary Hadd (DE)	Detroit	1967	5	115	Ken Last (E)	Minnesota
1988	9	247	Brian Bonner (RB)	San Francisco	1967	14	350	Chet Anderson (TE)	Pittsburgh
1988	11	302	Gary Couch (WR)	New Orleans	1966	1	13	<b>Gale Gillingham (T)</b>	<b>Green Bay</b>
1987	4	105	Mark Dusbabek (LB)	Tennessee (Houston Oilers)	1966	9	133	Kent Kramer (E)	San Francisco
1987	12	325	Bruce Holmes (LB)	Kansas City	1966	13	193	Jim Fulgham (T)	New York Giants
1987	12	331	Ray Hitchcock (C)	Washington	1965	5	60	Frank Marchlewski (C)	Los Angeles Rams
1986	9	224	Kevin Starks (TE)	Atlanta	1965	8	100	John Hankinson (QB)	Minnesota
1985	9	242	Andre Harris (DB)	Pittsburgh	1965	12	158	Kraig Lofquist (B)	Pittsburgh
1985	10	262	Kerry Glenn (DB)	New York Jets	1964	1	6	<b>Carl Eller (T)</b>	<b>Minnesota</b>
1985	12	311	Mark Vonderhaar (DT)	Tennessee (Houston Oilers)	1964	20	271	Milt Sunde (T)	Minnesota
1984	7	169	Jay Carroll (TE)	Tampa Bay	1963	2	16	Bobby Bell (T)	Minnesota
1984	8	220	Randy Rasmussen (C)	Pittsburgh	1963	4	51	Bill Munsey (B)	Cleveland
1984	10	254	Jim Gallery (K)	Tampa Bay	1963	11	143	John Campbell (LB)	Minnesota
1983	8	224	Todd Hallstrom (T)	Washington	1962	2	25	Sandy Stephens (B)	Cleveland
1983	12	310	Karl Mecklenburg (DT)	Denver	1962	7	94	Tom Hall (E)	Detroit
					1962	20	271	Judge Dickson (B)	Arizona (St. Louis Cardinals)

# NFL DRAFT HISTORY

Year	Rd.	Pick	Player	Franchise (Team name at time of draft)	Year	Rd.	Pick	Player	Franchise (Team name at time of draft)
1961	6	81	Greg Larson (C)	New York Giants	1944	7	58	Vic Kulbitski (B)	Philadelphia
1961	10	128	Roger Hagberg (B)	Green Bay	1944	7	59	Herm Frickey (B)	New York Giants
1960	4	43	William Martin (B)	Chicago	1944	10	90	Herb Hein (E)	Detroit
1960	6	65	Mike Wright (T)	Green Bay	1944	10	96	John Perko (G)	Philadelphia
1960	9	101	Frank Brixius (T)	Green Bay	1944	11	100	John Bicaninich (G)	Brooklyn Dodgers (Brooklyn Tigers)
1959	9	108	Tom Brown (G)	Indianapolis (Baltimore Colts)	1944	11	105	Bill Aldworth (T)	Washington
1959	16	190	Bob Soltis (B)	New York Giants	1944	22	225	Cliff Anderson (E)	Green Bay
1959	20	238	Jerry Shetler (G)	New York Giants	<b>1943</b>	<b>1</b>	<b>7</b>	<b>Bill Daley (B)</b>	<b>Pittsburgh</b>
1959	30	355	Willus Fjerstad (B)	Pittsburgh	<b>1943</b>	<b>1</b>	<b>8</b>	<b>Dick Wildung (T)</b>	<b>Green Bay</b>
1958	2	23	Frank Youso (T)	New York Giants	1943	11	92	John Billman (G)	Philadelphia
1958	7	74	Jon Jelacic (E)	Arizona (Chicago Cardinals)	1943	13	113	Bill Baumgartner (E)	Arizona (Chicago Cardinals)
1958	14	159	Bob Schmidt (T)	Arizona (Chicago Cardinals)	1943	16	148	Mike Welch (B)	Green Bay
1958	15	177	Norm Sixta (T)	New York Giants	1943	19	176	Jim Lushine (T)	New York Giants
1958	17	202	Jim Reese (B)	Indianapolis (Baltimore Colts)	1943	21	200	Don Noland (C)	Washington
1958	26	310	Dave Burkholder (G)	New York Giants	1943	25	238	Gene Bierhaus (E)	Green Bay
1958	27	318	Perry Gehring (E)	Washington	<b>1942</b>	<b>1</b>	<b>9</b>	<b>Urban Odson (T)</b>	<b>Green Bay</b>
1958	30	359	Bern Svendsen (C)	Cleveland	1942	3	23	Bob Sweiger (B)	New York Giants
1957	4	38	Bobby Cox (QB)	Los Angeles Rams	1942	4	27	Len Levy (G)	Los Angeles Rams (Cleveland Rams)
1957	6	73	Bob Hobert (T)	New York Giants	1942	4	28	Gordon Paschka (G)	Philadelphia
1957	16	183	Ed Buckingham (T)	Green Bay	1942	7	56	Bob Fitch (E)	Washington
1957	19	226	Paul Barrington (G)	Arizona (Chicago Cardinals)	1942	10	84	Jud Ringer (E)	Arizona (Chicago Cardinals)
1957	26	304	Dick Blakely (B)	Los Angeles Rams	1942	10	89	Gene Flick (C)	Green Bay
1957	28	327	Dave Herbold (G)	Green Bay	1942	13	119	Bruce Smith (B)	Green Bay
1957	29	339	Dean Maas (C)	Los Angeles Rams	<b>1941</b>	<b>1</b>	<b>6</b>	<b>George Franck (B)</b>	<b>New York Giants</b>
1957	29	342	Bob Rasmussen (G)	Indianapolis (Baltimore Colts)	1941	3	21	Bob Paffrath (B)	Green Bay
1956	13	154	Dick Grogg (G)	Chicago	1941	8	66	Bill Kuusisto (G)	Green Bay
1956	20	237	Mike Falls (G)	New York Giants	1941	18	166	Helge Pukema (G)	Green Bay
1956	25	296	Franz Koencke (E)	Green Bay	1941	20	182	Bob Bjorklund (E)	Pittsburgh
1955	23	267	Dick McNamara (B)	Indianapolis (Baltimore Colts)	<b>1940</b>	<b>1</b>	<b>9</b>	<b>Harold Van Every (B)</b>	<b>Green Bay</b>
1955	23	270	Gordy Holz (T)	Pittsburgh	1940	5	31	Marty Christiansen (B)	Arizona (Chicago Cardinals)
1955	26	306	Jim Soltau (E)	Pittsburgh	1940	8	70	Win Pederson (T)	New York Giants
1954	9	102	Paul Giel (B)	Chicago	<b>1939</b>	<b>1</b>	<b>9</b>	<b>Larry Buhler (B)</b>	<b>Green Bay</b>
1954	11	126	Ron Wallin (B)	Chicago	1939	6	42	George Faust (B)	Arizona (Chicago Cardinals)
1954	28	332	Ron Hansen (T)	Washington	1939	7	59	Francis Twedell (T)	Green Bay
1953	9	106	Roger French (E)	Philadelphia	1939	9	78	Wilbur Moore (B)	Washington
1953	9	107	Bob McNamara (B)	Cleveland	1939	13	119	Dan Elmer (C)	Green Bay
1953	24	285	Charley Kubes (G)	New York Giants	1939	20	189	Charley Schultz (T)	Green Bay
1953	26	302	Scott Prescott (C)	Indianapolis (Baltimore Colts)	1938	5	34	Lou Midler (T)	Pittsburgh (Pittsburgh Pirates)
1953	30	356	Stavros Canakes (G)	New York Giants	1938	6	47	Andy Uram (B)	Green Bay
1952	8	89	Wayne Robinson (C)	Philadelphia	1938	7	54	Ray King (E)	Pittsburgh (Pittsburgh Pirates)
1952	22	260	Dick Gregory (B)	Chicago	1938	12	101	Vic Spadaccini (B)	Los Angeles Rams (Cleveland Rams)
1952	24	284	Dick Munding (T)	Chicago	<b>1937</b>	<b>1</b>	<b>4</b>	<b>Ed Widseth (B)</b>	<b>New York Giants</b>
1952	28	331	Ron Engel (B)	Washington	1937	2	20	Charles Alfonso (B)	Los Angeles Rams (Cleveland Rams)
1951	21	244	Art Edling (E)	Green Bay	1937	3	29	Jules (Bud) Wilkinson (T)	Green Bay
<b>1950</b>	<b>1</b>	<b>4</b>	<b>Clayton Tonnemaker (C)</b>	<b>Green Bay</b>	1937	4	39	Earl Svendsen (C)	Green Bay
<b>1950</b>	<b>1</b>	<b>11</b>	<b>Leo Nomellini (T)</b>	<b>San Francisco</b>	1937	10	91	Ray Antil (E)	Philadelphia
<b>1950</b>	<b>1</b>	<b>14</b>	<b>Harry (Bud) Grant (E)</b>	<b>Philadelphia</b>	1936	2	13	Vernal LeVour (B)	Brooklyn Dodgers
1950	3	30	Gordy Soltau (E)	Green Bay	1936	3	24	George Roscoe (B)	Chicago
1950	6	70	Floyd Jaszewski (T)	Detroit	1936	4	35	Sheldon Beise (B)	Detroit
1950	8	96	Ralph McAllister (B)	Detroit	1936	5	42	Vern Oech (T)	Chicago
1950	10	121	Bob Mealey (T)	Green Bay	1936	7	60	Dick Smith (T)	Chicago
1950	14	176	Gene Fritz (T)	New York Giants	1936	8	71	Dale Rennebohn (C)	Detroit
1950	16	199	Frank Kuzma (B)	Green Bay	<b>First round picks in bold</b>				
1950	19	244	Billy Bye (B)	Chicago	<b>AFL DRAFT HISTORY</b>				
1950	25	319	Ken Beiersdorf (B)	New York Giants	<b>Year</b>	<b>Rd.</b>	<b>Pick</b>	<b>Player</b>	<b>Franchise (Team name at time of draft)</b>
1950	29	370	Johnny Lundin (G)	Washington	1966	1	6	Aaron Brown (E)	Kansas City
1950	30	388	Allen Markert (T)	Chicago	1966	6	44	James Fulgham (T)	Denver
1949	9	83	Everett Faunce (B)	Green Bay	1966	13	110	Kent Kramer (TE)	Miami
1949	17	164	Warren Beson (C)	Dallas Texans (New York Bulldogs)	1965	19	152	Frank Marchlewski (C)	Buffalo
1948	6	41	Larry Olsonoski (G)	Green Bay	1965*	7	55	John Hankinson (QB)	New England (Boston Patriots)
1947	16	145	Verne Gagne (E)	Chicago	1964	1	4	Carl Eller (E)	Buffalo
1947	23	210	Tom Carroll (T)	Arizona (Chicago Cardinals)	1963	5	40	John Campbell (LB)	Kansas City
1946	7	53	Tom Reinhardt (T)	Pittsburgh	1963	7	56	Bobby Bell (LB)	Kansas City
1946	19	178	Merlin Kispert (B)	Detroit	1963	18	139	Bill Munsey (B)	New York Jets
1946	20	185	Dick Kelly (B)	New York Giants	1962	1	5	Sandy Stephens (QB)	New York Jets (New York Titans)
1946	28	267	Dick Van Duesen (B)	Detroit	1962	20	157	Judge Dickson (FB)	New York Jets (New York Titans)
1945	2	13	Wayne Williams (B)	Brooklyn Dodgers (Brooklyn Tigers)	1962	22	172	Tom Hall (E)	Buffalo
1945	6	52	Chuck Dellago (G)	Philadelphia	1961	1	2	Tom Brown (G)	New York Jets (New York Titans)
1945	11	106	Chuck Avery (B)	Chicago	1961	11	87	Greg Larson (C)	Los Angeles Chargers (San Diego Chargers)
1945	17	175	Bob Kula (B)	Green Bay	1961	30	236	William Martin (HB)	Buffalo
1945	28	291	Bob Hary (B)	Chicago	1960	N/A	N/A	Frank Brixius (T)	Los Angeles Chargers (San Diego Chargers)
1945	32	325	Don Noland (T)	Washington	1960	N/A	N/A	Mike Wright (T)	Las Vegas (Oakland Raiders)
1944	2	12	Paul Mitchell (T)	Arizona (Chicago Cardinals)	<i>The AFL held a separate draft from 1960-65, including a redshirt draft* in 1965, and a common draft in 1966-67</i>				
1944	4	29	Rudy Sikich (T)	Brooklyn Dodgers (Brooklyn Tigers)					
1944	6	44	Bill Garneas (B)	Arizona (Chicago Cardinals)					
1944	7	56	Bob Graiziger (G)	Brooklyn Dodgers (Brooklyn Tigers)					



# NFL HISTORY BY TEAM

## ARIZONA CARDINALS (1922-43, '46-)

*previously Chicago Cardinals (1920-43, '45-59); Card-Pitt (1944), St. Louis Cardinals (1960-87); Phoenix Cardinals (1988-94)*

Paul Barrington, G	1957
Bill Baumgartner, E	1943
Jack Brewer, FS	2006
Tramaine Brock, DB	2019
Anthony Burke, DT	1987
De'Vondre Campbell	2020
Tom Carroll, T	1947
Marty Christiansen, FB	1940
Judge Dickson, B	1962
George Faust, QB	1939
Jim Gallery, K	1987
Bill Gamaas, HB	1944
Adam Haayer, OT	2005
Gary Hadd, DT	1989
Carl Hanke, E	1924
Jon Jelacic, DE	1958
Bob Lee, FL	1968
Paul Mitchell, T	1944
Steve Neils, LB	1974-80
Jud Ringer, E	1942
Cory Sauter, QB	1998
Bob Schmidt, T	1958
Keith Simons, T	1978-79
Chris Streveler, QB	2020-21
Maxx Williams, TE	2019-

## ATLANTA FALCONS (1966-)

De'Vondre Campbell, LB	2016-19
Jonathan Celestin, LB	2018
Tom Chandler, LB	1972
Dick Enderle, G	1969-71
Ra'Shede Hageman, DE	2014-16, '19
Rodney Heath, CB	2002
Noel Jenke, LB	1972
Bob Lee, FL	1969
Frank Marchlewski, C	1966-68
Jalen Myrick, DB	2019
Tom Perfetti, DB	1972
Derek Rackley, LS/TE	2000-05
Karon Riley, DE	2002-04
Craig Sauer, LB	1996-99
Kevin Starks, TE	1986
Steve Stewart, LB	1978
Stan Sytsma, LB	1980
Greg White, DE	2002
Chris Williamson, DB	2020-21
Nate Wozniak, OL	2019

## BALTIMORE RAVENS (1997-)

Rashod Bateman, WR	2021-
Daniel Faelele, OL	2022-
Ron Johnson, WR	2002-04
Rhys Lloyd, K	2005, '07
Logan Payne, WR	2012
Tellis Redmon, RB	2002
Chris Streveler, QB	2021
Willie VanDeSteege, LB	2009
Ernie Wheelwright, WR	2008-09
Maxx Williams, TE	2015-18

## BUFFALO BILLS (1960-)

MarQueis Gray, TE	2014-15
Craig Hendrickson, OT	1994
Bill Light, LB	1972
Frank Marchlewski, C	1970
Art Meadowcraft, G	1976
Mark Merrill, LB	1983-84
Bob Schmidt, T-C	1966-67

## CAROLINA PANTHERS (1995-)

Dominic Alford, OL	2012
Antoine Burns, WR	2004-05
Jonathan Celestin, LB	2019, '21
Jerome Davis, DL	1999
Fred Foggie, DB	1995
Rhys Lloyd, K	2007-10
Kamal Martin, LB	2021-22
Ryan Santos, K	2021
Rodney Smith, RB	2020-21
Damien Wilson, LB	2022

## CHICAGO BEARS (1922-)

Chuck Avery, B	1945
Ed Bannon, G	1944
Marion Barber III, RB	2011
Billy Bye, B	1950
Tony Carter, RB	1994-97
David Cobb, RB	2016-17
Micah Dew-Treadway	2022
Verne Gagne, E	1947
Paul Giel, B	1954
Dick Gregory, B	1952
Dick Grogg, G	1956
Carl Hanke, E	1922
Bob Hary, B	1945
Mike Hohensee, QB	1987
Herb Joesting, FB	1931-32
Ron Johnson, WR	2005
Jack Manders, B	1933-40
Allen Markert, T	1950
William Martin, HB	1960, '62-64
Mark Merrill, LB	1979
Dick Mundingier, T	1952
Bronko Nagurski, FB-T	1930-37, '43
Urban Odson, T	1950
Vern Oech, T	1936-37
Karon Riley, DE	2001-02
George Roscoe, B	1936
Cory Sauter, QB	2002
Frank Smith, T	1936
Terrell Smith, DB	2023-
Matt Spaeth, TE	2011-12
Darrell Thompson, RB	1995
Brook Vereen, S	2014-15
Ron Wallin, B	1954
Greg White, DE	2005

## CINCINNATI BENGALS (1968-)

Jim Gallery, K	1989
Rodney Heath, CB	1999-01
Jon Melander, OL	1992
Jeff Schuh, LB	1981-85
Cedric Thompson, DB	2017
Ben Utecht, TE	2008-09

## CLEVELAND BROWNS (1946-96, '99-)

Dominic Alford, OL	2011-12, '13
Brianne Boddy-Calhoun, DB	2016-18
Hubie Bryant, WR	1968
Antoine Burns, WR	2003
Greg Eslinger, C	2007
Fred Foggie, DB	1992
MarQueis Gray, TE	2013
Ron Kamzelski, DT	1969
Charlton Keith, LB	2006
Michael Lehan, CB	2003-05
Bob McNamara, RB	1953
Bill Munsey, B	1963
Eric Murray, DB	2019
Jim Ronan, DT	1979
Sandy Stephens, B	1962
Bern Svendsen, C	1958
Kinodre Thomas, DB	2021

Chris Thome, OL	1991-92
Spergon Wynn, QB	2000

## DALLAS COWBOYS (1960-)

Marion Barber III, RB	2005-10
Mike Falls, G	1960-61
Seth Green, TE	2022-
Mike White, DB	1973
Damien Wilson, LB	2015-18

## DENVER BRONCOS (1960-)

Tramaine Brock, DB	2018
Tony Carter, RB	2001
Jerome Davis, DL	2000
Eric Decker, WR	2010-13
Greg Eslinger, C	2006-07, '08
Ben Hamilton, OG	2001-09
Gordy Holz, T	1960-63
Laurence Maroney	2010
Bob McNamara, RB	1960-61
Karl Mecklenburg, LB	1983-94
Jon Melander, OL	1993-94
Mark Merrill, LB	1981-82
Willie Middlebrooks, CB	2001-04, '06
Darrell Reid, DT	2009-10
Steve Thompson, DT	1971
Rick Upchurch, WR	1975-83
Adam Weber, QB	2011

## DETROIT LIONS (1934-)

Sheldon Beise, B	1936
Tramaine Brock, DB	2020
Rafael Cooper, RB	2002
Ken Dallariva, WR	1989-92
Jerome Davis, DL	1997-98
Isaac Fruechte, WR	2016
Gary Hadd, DT	1988
Tom Hall, SE	1962-63
Herb Hein	1944
Floyd Jaszewski, T	1950-51
Merlin Kispert, B	1946
Ralph McAllister, B	1950
Ray Parson, T	1970-71
Logan Payne, WR	2009
Dale Rennebohn, C	1936
Charlie Sanders, TE	1968-77
Ryan Santos, P/K	2018-19, '21
Cory Sauter, QB	1999-00
Dave Simonson, T	1977
Rodney Smith, RB	2021
Dick Van Duesen, C	1946
Chris Williamson, DB	2021
Jimmy Wyrick, CB	2000-03

## GREEN BAY PACKERS (1925-)

George Abramson, T	1925
Tim Alderson, DB	1973
Cliff Anderson, E	1944
Gene Bierhaus, E	1943
Frank Brixius, T	1960
Aaron Brown, DE	1973-74
Ed Buckingham, TE	1957
Larry Buhler, FB	1939-41
De'Vondre Campbell, LB	2021-
Jim Carter, LB	1970-78
Tony Carter, RB	2002
Rafael Cooper, RB	2000
Chris Dinkins, RB	1996-97
Mert Dunningan, E	1922
Art Edling, E	1951
Dan Elmer, C	1939
Dick Enderle, G	1976
Mike Falls, G	1960
Everett Faunce, B	1949

Gene Flick, C	1942
Gale Gillingham, OG	1966-74, '76
Roger Hagberg, FB	1961
Harold Hansen, B	1923
Ken Haycraft	1930
Dave Herbold, G	1957
James Hobbins, G	1987
Michael Hunt, LB	1978-80
Tony Hunter, RB	1987
Noel Jenke, LB	1973-74
Bill Johnson, E	1941
Wally Kilbourne, T	1939
Franz Koeneke, E	1956
Bob Kula, B	1945
Bill Kuusisto, G	1941-46
Frank Kumza, B	1950
Carl "Cully" Lidberg, FB	1926, '29-30
Tom MacLeod, LB	1973
Kamal Martin, LB	2020-21
Barry Mayer, RB	1971
Clarence McGeary, T	1948, '50
Bob Mealey, T	1950
Mark Merrill, LB	1982
Lou Midler, G	1940
Dick O'Donnell, E	1924-30
Urban Odson, T	1946-49
Earl Ohlgren, E	1942
Larry Olsonoski, G	1948-49
Bob Paffrath, HB	1941
Helge Pukema, G	1941
Jeff Schuh, LB	1986
Charles Schultz, T	1939-41
Bruce Smith, HB	1942, '45-48
Gordy Soltau, K-E	1950
Steve Stewart, LB	1979
Earl Svendsen, G	1937, '39
George Svendsen, C	1935-37, '40-41
Bob Tenner, E	1935
Kinodre Thomas, DB	2022-
Clarence "Tuffy" Thompson, B	1939
Darrell Thompson, RB	1990-94
Clayton Tonnemaker, C	1950-54
George Tuttle, E	1927
Francis Twedell, G	1939
Andy Uram, HB	1938-43
Harold Van Every, HB	1940-41
Fred Vant Hull, G	1942
Mike Welch, B	1943
Dick Wildung, G	1943, '46-51, '53
Charles "Bud" Wilkinson, T	1937
Mike Wright, T	1960

## HOUSTON TEXANS (2002-)

Dominique Barber, S	2008-11
Brianne Boddy-Calhoun, DB	2019
Blake Cashman, LB	2022-
Greg Eslinger, C	2007-08
Seth Green, TE	2022
Tyler Johnson, WR	2022
Eric Murray, DB	2020-
Greg White, DE	2002

## INDIANAPOLIS COLTS (1950-)

*previously Baltimore Colts (1950-84)*

Matt Anderle, OT	2002
Eimer Bailey, WR	1982
Brianne Boddy-Calhoun, DB	2019
Tom Brown, G	1959
John Campbell, LB	1969
Tom MacLeod, LB	1974-77
Jermaine Mays, CB	2005
Dick McNamara, B	1955
Greg Murtha, T	1982
Urban Odson, T	1950

# NFL HISTORY BY TEAM

Scott Prescott, C	1953
Bob Rasmussen, G	1957
Jim Reese, B	1958
Darrell Reid, DT	2005-08
Cory Sauter, QB	2001, '03
Dave Simonson, T	1974
Nate Triplett, LB	2010-11
Ben Utecht, TE	2004-07
John Williams, T	1968-71

## JACKSONVILLE JAGUARS (1995-)

Briean Boddy-Calhoun, DB	2016
Tramaine Brock, DB	2020
Donnell Greene, OL	2019
Jalen Myrick, DB	2017
Ryan Santos, K/P	2022
Ryan Thelwell, WR	1999
Lamazan Williams, DE	1998
Damien Wilson, LB	2021

## KANSAS CITY CHIEFS (1963-)

Bobby Bell, LB	1963-74
Aaron Brown, DE	1966-72
Arland Bruce, WR	2000
Alvin Hawes, T	1971
Dale Hegland, G	1975
Matt Herkenhoff, T	1974, '76-85
Bruce Holmes, LB	1987
Dick Johnson, TE	1963
Eric Murray, DB	2016-18
Logan Payne, WR	2009
Josh Rawlings, T	2000
Keith Simons, T	1976-77
Bob Stein, LB	1969-72
Sandy Stephens, B	1967
Brock Vereen, DB	2016
Lamazan Williams, DE	1998
Damien Wilson, LB	2019-20

## LAS VEGAS RAIDERS (1960-)

*previously Oakland Raiders (1960-81);  
Los Angeles Raiders (1982-94); Oak-  
land Raiders (1995-2019)*

Roger Hagberg, FB	1965-69
Mark Merrill, LB	1984
Jon Jelacic, DE	1961-64
Gary Russell, FB	2009
Frank Youso, T	1963-65

## LOS ANGELES CHARGERS (1961-)

*previously San Diego Chargers (1961-16)*

Doug Beaudoin, S	1981
Bob Bruggers, LB	1968-71
Tyrone Carter, DB	2010
Jonathan Celestin, LB	2018
Ken Dallafior, G	1985-88
Steven Richardson, DT	2018
Traye Simmons, DB	2010-11
Mark Slater, C	1978
Bob Stein, LB	1975
Ryan Thelwell, WR	1998
Kindore Thomas, DB	2021
Nate Triplett, LB	2010

## LOS ANGELES RAMS (1937-)

*previously Cleveland Rams (1937-  
45); Los Angeles Rams (1946-94); St.  
Louis Rams (1995-2015)*

Julius Alfonse, QB	1937-38
Dick Blakely, B	1957
Bobby Cox, QB	1957
Adam Haayer, OT	2006
Alex Hass, TE	2000
Wally Kersten, T	1982

Len Levy, G	1942, '45-46
Chip Lohmiller, K	1996
Dean Maas, C	1957
Frank Marchlewski, C	1965, '68-69
Warren Plunkett, QB	1942
Sam Renner, DL	2020
Ryan Santos, K	2021
Mark Setterstrom, OG	2006-10
Rudy Sikich, T	1945
Bruce Smith, HB	1948
Vic Spadaccini, QB	1938-40
Bob Stein, LB	1973-74
Ray Stephens, RB	1969
John Williams, T	1972-79

## MIAMI DOLPHINS (1966-)

Blaise Andries, OL	2022
Elmer Bailey, WR	1980-81
Doug Beaudoin, S	1980
Bob Bruggers, LB	1966-68
Craig Curry, QB	1972
Kerry Glenn, DB	1990-92
MarQueis Gray, TE	2016-18
Ed Hawthorne, DT	1995
Michael Lehan, CB	2006-08
Dexter Pride, RB	1976
Matt Reem, OG	1998
Marcus Sherels, DB	2019
Cedric Thompson, DB	2015
Lamazan Williams, DE	2003
Jimmy Wyrick, CB	2003-04

## MINNESOTA VIKINGS (1961-)

Offie Bakken, LB	1975
Klaire Brewer, FS	2002-03
Tramaine Brock, DB	2017
Bart Buetow, DT	1972, '76
John Campbell, LB	1963-64
Jay Carroll, TE	1985
Tony Carter, RB	1994
Tyrone Carter, DB	2000-04
Billy Cockerham, QB	2000
Mark Dusbabek, LB	1989-92
Carl Eller, DE	1964-78
Jim Fahnhorst, LB	1982
Paul Faust, LB	1967
Tom Fink, G	1969
Isaac Fruechte, WR	2015, '16-17
Jim Gallery, K	1990
Ron Goetz, LB	1990
MarQueis Gray, TE	2014
Adam Haayer, OT	2002-04
Tom Hall, SE	1964-66, '68-69
John Hankinson, QB	1965
Bruce Holmes, LB	1993
Craig James, DB	2018-19
Noel Jenke, LB	1971
Doug Kingsriter, TE	1973-75
Kent Kramer, TE	1969-70
Ken Last, E	1967
Rhys Lloyd, K	2010
Jermaine Mays, CB	2003-04
Cedric McKinley, DT	2011
Jeff Morrow, T	1978
Greg Murtha, T	1981
Jalen Myrick, DB	2018
Pete Najarian, LB	1987
Esezi Otomowo, DL	2022-
Logan Payne, WR	2010
Randy Rasmussen, C	1987-89
Tom Sakal, DB	1968
Craig Sauer, LB	2000
Sam Schlueter, OL	2023
Jeff Schuh, LB	1986

Marcus Sherels, DB/PR	2010-19
Bob Stein, LB	1975
Joseph Stepanek, DT	1987
Mac Stephens, LB	1991
Milt Sunde, G	1964-74
Thomas Tapeh, RB	2008
Chris Thome, OL	1991
Cedric Thompson, DB	2016
Nate Triplett, LB	2010
Brock Vereen, DB	2015
Greg White, DE	2011
Ben Williams, DE	1998
Lamazan Williams, DE	2001
Jeff Wright, DB	1971-77
Spergon Wynn, QB	2001-02
Frank Youso, T	1961-62

## NEW ENGLAND PATRIOTS (1960-)

*Previously Boston Patriots (AFL, 1960-70)*

Doug Beaudoin, S	1976-79
Hugh Bryant, WR	1971-72
Gene Cappelletti, K	1960-70
Tony Carter, RB	1998-00
Ezell Jones, T	1969-70
Laurence Maroney, RB	2006-10
Cedric McKinley, DT	2011
Jon Melander, OL	1990-91
Josh Rawlings, OL	2000
Matt Reem, OG	1999
Bob Schmidt, T-C	1964
Bob Soltis, DB	1960-61
Mac Stephens, LB	1990
Cedric Thompson, DB	2016
Damarious Travis, DB	2017
Brock Vereen, DB	2015
Troy Wolkow, OL	1988

## NEW ORLEANS SAINTS (1967-)

Gary Couch, WR	1988
Mark Drabczak, G	1991
Tom Hall, SE	1967
Jordan Howden, DB	2023-
Kent Kramer, TE	1967
Michael Lehan, CB	2008
Chip Lohmiller, K	1995
Sean Lumpkin, DB	1992-96
Steve Rheim, WR	1994-95
John Schlecht, DT	2003
Marcus Sherels, DB	2019
Stan Sytsma, LB	1979
Ryan Thelwell, WR	2000
Greg White, DE	2003
Nate Wozniak, OL	2018-19

## NEW YORK GIANTS (1925-)

Ken Beiersdorf, B	1950
McKinley Boston, LB	1968-69
Jack Brewer, FS	2004
Bart Buetow, DT	1973
Dave Burkholder, G	1958
Carsten Canakes, G	1953
Clayton Coughlin, LB	2020-
Omar Douglas, WR	1994-97
Tony Dungy QB-DB	1980
Dick Enderle, G	1972-75
Mike Falls, G	1956, '59
George Franck, FB	1941, '45-47
Herm Frickey, B	1944
Gene Fritz, T	1950
Jim Fulgham, T	1966
Bob Hobert, T	1957
Jon Jelacic, DE	1958
Mike Jones, WR	1977
Dick Kelly, B	1946

Charley Kubes, G	1953
Greg Larson, C	1961-73
Ed Lechner, G	1942
Rhys Lloyd, K	2011
Jim Lushine, T	1943
Gordon Paschka, FG-G	1947
Win Pedersen, T	1940-41, '45
Ryan Santos, P	2020-21, '22
Bob Schmidt, T-C	1959-60
John Michael Schmitz, C	2023-
Jerry Shetter, G	1959
Dave Simonson, T	1975
Norm Sixta, T	1958
Bob Soltis, DB	1959
Randy Staten, DE	1967
Bob Sweiger, HB	1942
Chris Thome, OL	1992
Steve Tobin, C	1980
Ed Widseth, T	1937-40
Brian Williams, C	1989-99
Chris Williamson, DB	2020
Nate Wozniak, OL	2019
Frank Youso, T	1958-60

## NEW YORK JETS (1963-)

Marion Barber, RB	1981-89
Keith Brown, DB	1979
Tyrone Carter, DB	2003
Blake Cashman, LB	2019-21
Jonathan Celestin, LB	2018
Eric Decker, WR	2014-16
Kerry Glenn, DB	1985-89
Dennis Hale, DB	1969
Gordy Holz, T	1964
Craig James, DB	2022
Ezell Jones, T	1969
Mark Merrill, LB	1978-79
Jon Michals, DE	2000
Logan Payne, WR	2011
Sam Schlueter, OL	2022
Jack Simmons, TE	2009
Mac Stephens, LB	1990
Chris Streveler, QB	2022-

## PHILADELPHIA EAGLES (1933-)

*previously Philadelphia/Pittsburgh  
Steagles (1943)*

Ray Antil, E	1937
John Billman, G	1943
Bob Bjorklund, C	1941
Jack Brewer, FS	2005
Chuck Dellago, G	1945
Roger French, E	1953
Bud Grant, E	1950-52
Thomas Hammer, RB	2000
Craig James, DB	2019-21
Kent Kramer, TE	1971-74
Vic Kulbitski, B	1944
Greg Murtha, T	1980
Gordon Paschka, FB-G	1942-43
John Perko, G	1944
Alan Reid, RB	1987
Wayne Robinson, LB	1952-56
Mark Slater, T	1978, '79-83
Thomas Tapeh, FB	2004-07
Ben Williams, DE	1999
Vernon Winfield, G	1972-73

## PITTSBURGH STEELERS (1933-)

*previously Pittsburgh Pirates (1933-  
39); Philadelphia/Pittsburgh Steagles  
(1943); Card-Pitt (1944)*

Chet Anderson, TE	1967
Mel Anderson, WR	1987

# NFL HISTORY BY TEAM

Bob Bjorklund, C	1941
Hubie Bryant, WR	1970
John Campbell, LB	1965-69
Tony Carter, RB	2002
Trivette Carter, DB	2004-09
David Cobb, RB	2016
Travis Cole, QB	2002
Bill Daley, FB	1943
Ken Dallafior, T	1982
Tony Dungy, QB-DB	1977-78
Willus Fjerstad, B	1959
Fred Foggie, DB	1993-94
Bill Garnaa, HB	1946-48
Andre Harris, DB	1985
Gordy Holz, T	1955
Ray King, E	1938
Kraig Lofquist, B	1965
Lou Midler, G	1938-39
Eddie Miles, LB	1990
Gordon Paschka, FB-G	1943
Randy Rasmussen, C	1984-86
Tom Reinhardt, T	1946
Gary Russell, RB	2008
Jim Soltau, E	1955
Matt Spaeth, TE	2007-10, '13-15
Ryan Thelwell, WR	1999
Clarence "Tuffy" Thompson, B	1937-38

## SAN FRANCISCO 49ERS (1950-)

Brian Boddy-Calhoun, DB	2020
Brian Bonner, LB	1988
Tramaine Brock, DB	2010-16
Arland Bruce, WR	2003
Jerome Davis, DE	2001-04
Tony Dungy, QB-DB	1979
Dick Enderle, G	1976
Jim Fahnhorst, LB	1984-90
Keith Fahnhorst, T	1974-87
MarQueis Gray, TE	2013, '20
Jerry Keeble, LB	1987
Kent Kramer, TE	1966
Willie Middlebrooks, CB	2005
Leo Nomellini, T	1950-63
John Schlecht, DT	2001-02
Sam Schlueter, OL	1922
Gordy Soltau, K-E	1950-58
Ryan Thelwell, WR	1998
Garry White, RB	1981

## SEATTLE SEAHAWKS (1976-)

George Adzick, DB	1977
Tramaine Brock, DB	2017
Antoine Burns, WR	2003
Chester Cooper, WR	1982
Carl Eller, DE	1979
Ben Hamilton, OG	2010
Boye Mafe, LB	2022-
Logan Payne, WR	2007-09
Derek Rackley, LS	2006-07
Josh Rawlings, T	2002
Tellis Redmon, RB	2003-04
John Schlecht, DT	2004
Dave Simonson, T	1976
Ryan Thelwell, WR	1999

## TAMPA BAY BUCCANEERS (1976-)

Jay Carroll, TE	1984
Jim Gallery, K	1984
Mike Giovinnetti, OT	1996
Tyler Johnson, WR	2020-22
Kevin Kellin, DE	1986-88
Wally Kersten, T	1985
Ko Kieft, TE	2022-
Simoni Lawrence, LB	2011

Pete Najarian, LB	1988-89
Sam Renner, DL	2021
Mike Sunvold, DT	1991
Adam Weber, QB	2012-13
Greg (Stylz G) White, DE	2002, '07-10
Antoine Winfield Jr., DB	2020-

## TENNESSEE TITANS (1960-)

<i>previously Houston Oilers (1960-96)</i>	
Brian Boddy-Calhoun, DB	2021
Tramaine Brock, DB	2019
David Cobb, RB	2015
Rafael Cooper, RB	2001
Eric Decker, WR	2017
Mark Dusbabek, LB	1987-88
Jack Gibbens, LB	2022-
Adam Haayer, OT	2001
Larry Joyner Jr., S	1987
Ryan Santos, P/K	2019, '21
Bob Schmidt, T-C	1961-63
Dave Simonson, T	1976
Donovan Small, S	1987
Rodney Smith, RB	2021
John Thompson, G	1971
Mark Vanderhaar, DT	1985
Greg White, DE	2003
Chris Williamson, DB	2022

## WASHINGTON COMMANDERS (1932-)

<i>previously Boston Braves (1932); Boston Redskins (1933-36); Washington Redskins (1937-2019); Washington Football Team (2020-21)</i>	
Bill Aldworth, T	1944
Brian Bonner, LB	1988-89
Ron Engel, B	1952
Bob Fitch, E	1942
Perry Gehring, E	1958
Todd Hallstrom, T	1983
Ron Hansen, G	1954
Ray Hitchcock, C	1987
Ron Johnson, WR	2006
Jon Leverenz, LB	1990
Chip Lohmiller, K	1988-94
Johnny Lundin, G	1950
Anthony Montgomery, DT	2006-09
Wilbur Moore, HB	1939-46
Don Noland, C	1943, '45
Matt Reem, OG	1996-97
Karon Riley, DE	2006
Benjamin St-Juste, DB	2021-
Steven Thompson, DT	1987
Greg White, DE	2003-04

## DEFUNCT FRANCHISES

### Brooklyn Tigers (1930-44)

<i>previously Brooklyn Dodgers (1930-43)</i>	
John Bicaninch, G	1944
Bob Graiziger, G	1944
Stan Kostka, FB	1935
Vernal LeVair, B	1936
Dick O'Donnell, E	1931
Rudy Sikich, T	1944
Earl Svendsen, G	1940-43
Wayne Williams, B	1945

### Buffalo Bisons (1920-29)

<i>previously Buffalo All-Americans (1920-1923); Buffalo Rangers (1926)</i>	
Chet Gay, T	1925

### Chicago Tigers (1920)

Ralph Capron, HB	1920
------------------	------

## CLEVELAND BULLDOGS (1923-27)

<i>previously Cleveland Indians (1923)</i>	
Gus Ekberg, E	1925

## CLEVELAND INDIANS (1920-22)

<i>previously Cleveland Tigers (1919-20)</i>	
Bert Baston, E	1920-21
Joe Mattern, HB	1919-20

## DALLAS TEXANS (1944-52)

<i>previously Boston Yanks (1944, '46-48); Yanks (1945); New York Bulldogs (1949-50); New York Yanks (1950-51)</i>	
Warren Beson, C	1949
Rube Juster, T	1946
Paul Mitchell, T	1950-51
Larry Olsonoski, G	1949
Win Pedersen, T	1946

## DULUTH ESKIMOS (1923-27)

<i>previously Duluth Kelleys (1923-25)</i>	
Bobby Marshall, E	1925
Dick O'Donnell, E	1923
Leif Strand, C	1924
Rex Tobin, E	1925

## EVANSVILLE CRIMSON-GIANTS (1921-22)

Olaf Noreene, HB	1921
------------------	------

## FRANKFORD YELLOW JACKETS (1924-31)

George Gibson, G	1930
Harold "Hal" Hanson, G	1928-30
Herb Joesting, FB	1930-31
Malvin Nydall, FB-QB	1930-31
Art Pharmer, FB	1930-31
Bob Tanner, E	1930

## HAMMOND PROS (1920-26)

Carl Hanke, E	1921-22, '23
Festus Tierney, G	1922

## LOS ANGELES BUCCANEERS (1926-27)

Arnie Sandberg, HB	1926
--------------------	------

## MILWAUKEE BADGERS (1922-1926)

Bert Bisbee, HB	1922
Mert Dunningan, T	1925-26
Chet Gay, T	1926
Pete Regnier, HB	1922
Festus Tierney, G	1925

## MINNEAPOLIS RED JACKETS (1921-24, '29-30)

<i>previously Minneapolis Marines (1921-24)</i>	
Mert Dunningan, T	1924
Ben Dvorak, HB	1921
Paul Flinn, E	1922-23
George Gibson, G	1930
Harold "Hal" Hanson, G	1930
Ken Haycraft	1929-30
Einer Irgens, E	1921-24
Herb Joesting, FB	1929-30
Wayne Kakeala, C	1930
Al Maeder, T	1929
Joe Mattern, HB	1922
Malvin Nydall, FB-QB	1929-30
John O'Brien, HB	1929
Art Pharmer, FB	1930
Pete Regnier, HB	1921
Jim Rush, HB	1922
Festus Tierney, G	1923-24

## ROCK ISLAND INDEPENDENTS (1920-26)

Arnold "Pudge" Wyman, FB	1920
--------------------------	------

## STATEN ISLAND STAPLETONS (1929-32)

Al Teeter, E	1932
--------------	------

## TOLEDO MAROONS (1922-23)

Festus Tierney, G	1922
-------------------	------

*(includes players signed with teams during preseason, on practice squad, or were drafted by the team)*

# ALL-TIME SENIOR BOWL INVITATIONS

1950	Clayton Tommenaker, C
1953	Roger French, E
1955	Bob McNamara, B
1958	Bobby Cox, B
1958	Frank Youso, T
1960	Jerry Shetler, C
1960	Mike Wright, G
1961	Roger Hagberg, B
1961	Greg Larson, C
1965	Kraig Lofquist, B
1966	Gale Gillingham, G
1967	Chet Anderson, E
1967	Kenny Last, E
1973	Tom McLeod, LB
1974	Keith Fahnhorst, TE
1978	Michael Hunt, LB
1978	Mark Slater, OL
1980	Gregory Murtha, OL
1984	Randy Rasmussen, OL
1990	Ron Goetz, LB
1990	Jon Leverenz, LB
1990	Jon Melander, OL
1990	Darrell Thompson, RB
1991	Mike Sunvold, DL
1991	Chris Thome, OL
1992	Sean Lumpkin, DB
1996	Chris Darkins, RB
1998	Lamanzer Williams, DL
2000	Tyrone Carter, DB
2001	Ben Hamilton, OL
2001	Karon Riley, DL
2001	John Schlecht, DL
2002	Ron Johnson, WR
2004	Thomas Tapeh, B
2006	Mark Setterstrom, OL
2014	Ra'Shede Hageman, DL
2015	David Cobb, RB
2016	K.J. Mays, WR
2016	Eric Murray, DB
2017	Damarius Travis, DB
2019	Carter Coughlin, DL
2019	Kamal Martin, LB (DNP)
2020	Benjamin St-Juste, DB
2021	Daniel Faalele, OL
2021	Boye Mafe, DL
2021	Esezi Otomewo, DL (DNP)
2022	John Michael Schmitz, OL

ALL-TIME NFL ROSTER BY PLAYER

**George Abramson, T.** ..... 1925  
Green Bay Packers 1925

**George Adzick, DB** ..... 1977  
Seattle Seahawks 1977

**Tim Alderson, DB** ..... 1973  
Green Bay Packers 1973

**Bill Aldworth, T.** ..... 1944  
Washington 1944

**Julius Alfonse, QB** ..... 1937-38  
Cleveland Rams 1937-38

**Dominic Alford, OL** ..... 2011-13  
Cleveland Browns 2011-12, '13  
Carolina Panthers 2012

**Matt Anderle, OT** ..... 2002  
San Diego Chargers 2002  
Indianapolis Colts 2002

**Cliff Anderson, E.** ..... 1944  
Green Bay Packers 1944

**Chet Anderson, TE** ..... 1967  
Pittsburgh Steelers 1967

**Mel Anderson, WR** ..... 1987  
Pittsburgh Steelers 1987

**Blaise Andries, OL** ..... 2022  
Miami Dolphins 2022

**Ray Antil, E.** ..... 1937  
Philadelphia Eagles 1937

**Chuck Avery, B.** ..... 1945  
Chicago Bears 1945

**Elmer Bailey, WR** ..... 1980-82  
Miami Dolphins 1980-81  
Baltimore Colts 1982

**Ollie Bakken, LB** ..... 1975  
Minnesota Vikings 1975

**Ed Bannon, G** ..... 1944  
Chicago Bears 1944

**Dominique Barber, S** ..... 2008-11  
Houston Texans 2008-11

**Marion Barber, RB** ..... 1981-89  
New York Jets 1981-89

**Marion Barber III, RB** ..... 2005-11  
Dallas Cowboys 2005-10  
Chicago Bears 2011

**Paul Barrington, G** ..... 1957  
Chicago Cardinals 1957

**Bert Baston, E** ..... 1919-21  
Hammond Pros 1919  
Cleveland Tigers 1920-21

**Rashod Bateman, WR** ..... 2021-  
Baltimore Ravens 2021-

**Bill Baumgartner, E** ..... 1943, '47  
Chicago Cardinals 1943  
Baltimore Colts 1947

**Doug Beaudoin, S** ..... 1976-81  
New England Patriots 1976-79  
Miami Dolphins 1980  
San Diego Chargers 1981

**Ken Beiersdorf, B** ..... 1950  
New York Giants 1950

**Sheldon Beise, B** ..... 1936  
Detroit Lions 1936

**Bobby Bell, LB** ..... 1963-74  
Kansas City Chiefs 1963-74

**Warren Beson, C** ..... 1949  
New York Bulldogs 1949

**John Bicaninch, G** ..... 1944  
Brooklyn Tigers 1944

**Gene Bierhaus, E** ..... 1943  
Green Bay Packers 1943

**John Billman, G** ..... 1943  
Philadelphia Eagles 1943

**Bert Bisbee, HB** ..... 1922  
Milwaukee Badgers 1922

**Bob Bjorklund, C** ..... 1941  
Pittsburgh Steelers 1941  
Philadelphia Eagles 1941

**Dick Blakely, B** ..... 1957  
Los Angeles Rams 1957

**Breian Boddy-Calthoun, DB** ..... 2016-19  
Jacksonville Jaguars 2016  
Cleveland Browns 2016-18  
Houston Texans 2019  
Indianapolis Colts 2019  
San Francisco 49ers 2020  
Tennessee Titans 2021

**Brian Bonner, LB** ..... 1988-89  
San Francisco 1988  
Washington 1988-89

**McKinley Boston, LB** ..... 1968-69  
New York Giants 1968-69

**Jack Brewer, FS** ..... 2002-06  
Minnesota Vikings 2002-03  
New York Giants 2004  
Philadelphia Eagles 2005  
Arizona Cardinals 2006

**Frank Brixius, T** ..... 1960  
Green Bay Packers 1960

**Tramaire Brock, DB** ..... 2010-20  
San Francisco 49ers 2010-16  
Seattle Seahawks 2017  
Minnesota Vikings 2017  
Denver Broncos 2018  
Arizona Cardinals 2019  
Tennessee Titans 2019  
Jacksonville Jaguars 2020  
Detroit Lions 2020

**Aaron Brown, DE** ..... 1966-74  
Kansas City Chiefs 1966-72  
Green Bay Packers 1973-74

**Keith Brown, DB** ..... 1979  
New York Jets 1979

**Tom Brown, G** ..... 1959  
Baltimore Colts 1959

**Arland Bruce, WR** ..... 2000, '03  
Kansas City Chiefs 2000  
San Francisco 49ers 2003

**Bob Bruggers, LB** ..... 1966-71  
Miami Dolphins 1966-68  
San Diego Chargers 1968-71

**Hubie Bryant, WR** ..... 1968, '70-72  
Cleveland Browns 1968  
Pittsburgh Steelers 1970  
New England Patriots 1971-72

**Ed Buckingham, T** ..... 1957  
Green Bay Packers 1957

**Bart Buetow, DT** ..... 1972-73, '76  
Minnesota Vikings 1972, '76  
New York Giants 1973

**Larry Buhler, FB** ..... 1939-41  
Green Bay Packers 1939-41

**Dave Burkholder, G** ..... 1958  
New York Giants 1958

**Anthony Burke, DT** ..... 1987  
St. Louis Cardinals 1987

**Antoine Burns, WR** ..... 2003-05  
Cleveland Browns 2003  
Seattle Seahawks 2003  
Carolina Panthers 2004-05

**Billy Bye, B** ..... 1950  
Chicago Bears 1950

**DeVondre Campbell, LB** ..... 2016-  
Atlanta Falcons 2016-19  
Arizona Cardinals 2020  
Green Bay Packers 2021-

**John Campbell, LB** ..... 1963-69  
Minnesota Vikings 1963-64  
Pittsburgh Steelers 1965-69  
Baltimore Colts 1969

**Stavros Canakes, G** ..... 1953  
New York Giants 1953

**Geno Cappelletti, FL-K** ..... 1960-70  
Boston Patriots 1960-70

**Ralph Capron, HB** ..... 1920  
Chicago Tigers 1920

**Jay Carroll, TE** ..... 1984-85  
Tampa Bay Buccaneers 1984  
Minnesota Vikings 1985

**Tom Carroll, T** ..... 1947  
Chicago Cardinals 1947

**Jim Carter, LB** ..... 1970-78  
Green Bay 1970-78

**Tony Carter, RB** ..... 1994-2002  
Minnesota Vikings 1994  
Chicago Bears 1994-97  
New England Patriots 1998-00  
Denver Broncos 2001  
Green Bay Packers 2002  
Pittsburgh Steelers 2002

**Tyrone Carter, DB** ..... 2000-10  
Minnesota Vikings 2000-02  
New York Jets 2003  
Pittsburgh Steelers 2004-09  
Washington 2010  
San Diego Chargers 2010

**Blake Cashman, LB** ..... 2019-  
New York Jets 2019-21  
Houston Texans 2022-

**Jonathan Celestin, LB** ..... '21  
Atlanta Falcons 2018  
Los Angeles Chargers 2018  
New York Jets 2018  
Carolina Panthers 2019, '21

**Tom Chandler, LB** ..... 1972  
Atlanta Falcons 1972

**Marty Christiansen, FB** ..... 1940  
Chicago Cardinals 1940

**David Cobb, RB** ..... 2015-17  
Tennessee Titans 2015  
Pittsburgh Steelers 2016  
Chicago Bears 2016-17

**Billy Cockerham, QB** ..... 2000  
Minnesota Vikings 2000

**Travis Cole, QB** ..... 2002  
Pittsburgh Steelers 2002

**Chester Cooper, WR** ..... 1982  
Seattle Seahawks 1982

**Rafael Cooper, WR** ..... 2000-02  
Green Bay Packers 2000  
Tennessee Titans 2001  
Detroit Lions 2002

**Gary Couch, WR** ..... 1988  
New Orleans Saints 1988

**Carter Coughlin, LB** ..... 2020-  
New York Giants 2020-

**Bobby Cox, QB** ..... 1957  
Los Angeles Rams 1957

**Craig Curry, QB** ..... 1972  
Miami Dolphins 1972

**Bill Daley, FB** ..... 1943  
Pittsburgh Steelers 1943

**Ken Dallafior, G** ..... 1982, '85-90  
Pittsburgh Steelers 1982  
San Diego Chargers 1985-88  
Detroit Lions 1989-92

**Chris Darkins, RB** ..... 1996-97  
Green Bay Packers 1996-97

**Jerome Davis, OL/DL** ..... 1997-00, '01-04  
Detroit Lions 1997-98  
Carolina Panthers 1999  
Denver Broncos 2000  
San Francisco 49ers 2001-04

**Eric Decker, WR** ..... 2010-18  
Denver Broncos 2010-13  
New York Jets 2014-16  
Tennessee Titans 2017  
New England Patriots 2018

**Chuck Dellago, G** ..... 1945  
Philadelphia Eagles 1945

**Micah Dew-Treadway, DL** ..... 2022  
Chicago Bears 2022

**Judge Dickson, B** ..... 1962  
St. Louis Cardinals 1962

**Omar Douglas, WR** ..... 1994-97  
New York Giants 1994-97

**Mark Drabczak, G** ..... 1991  
New Orleans Saints 1991

**Tony Dungy, QB-DB** ..... 1977-80  
Pittsburgh Steelers 1977-78  
San Francisco 49ers 1979  
New York Giants 1980

**Mert Dunnigan, E-T** ..... 1922, '24-26  
Green Bay Packers 1922  
Minneapolis Marines 1924  
Milwaukee Badgers 1925-26

**Mark Dusbabek, LB** ..... 1987-92  
Houston Oilers 1987-88  
Minnesota Vikings 1989-92

**Ben Dvorak, HB** ..... 1921  
Minneapolis Marines 1921

**Art Edling, E** ..... 1951  
Green Bay Packers 1951

**Gus Ekberg, E** ..... 1925  
Cleveland Bulldogs 1925

**Carl Eller, DE** ..... 1964-79  
Minnesota Vikings 1964-78  
Seattle Seahawks 1979

**Dan Elmer, C** ..... 1939  
Green Bay Packers 1939

**Dick Enderle, G** ..... 1969-76  
Atlanta Falcons 1969-71  
New York Giants 1972-75  
San Francisco 49ers 1976  
Green Bay Packers 1976

**Ron Engel, B** ..... 1952  
Washington 1950

**Greg Eslinger, C** ..... 2006-08  
Denver Broncos 2006-07, '08  
Cleveland Browns 2007  
Houston Texans 2007-08

**Daniel Faalele, OL** ..... 2022-  
Baltimore Ravens 2022-

**Jim Fahnhorst, LB** ..... 1982, '84-90  
Minnesota Vikings 1982  
San Francisco 49ers 1984-90

# NFL ROSTER BY PLAYER

<b>Keith Fahnhorst</b> , T . . . . . 1974-87 San Francisco 49ers 1974-87	<b>Bob Graiziger</b> , G . . . . . 1944 Brooklyn Tigers 1944	<b>Rodney Heath</b> , CB . . . . . 1999-02 Cincinnati Bengals 1999-01 Atlanta Falcons 2002	<b>Larry Joyner Jr.</b> , S . . . . . 1987 Houston Oilers 1987
<b>Mike Falls</b> , G . . . . . 1956, '59-61 New York Giants 1956, '59 Green Bay Packers 1960 Dallas Cowboys 1960-61	<b>Harry "Bud" Grant</b> , E . . . . . 1950-52 Philadelphia Eagles 1950-52	<b>Dale Hegland</b> , G . . . . . 1975 Kansas City Chiefs 1975	<b>Rube Juster</b> , T . . . . . 1946 Boston Yanks 1946
<b>Everett Faunce</b> , B . . . . . 1949 Green Bay Packers 1949	<b>MarQueis Gray</b> , TE . . . . . 2013-18, '20 San Francisco 49ers 2013, '20 Cleveland Browns 2013 Minnesota Vikings 2014 Buffalo Bills 2014-15 Miami Dolphins 2016-18	<b>Herb Hein</b> , E . . . . . 1944 Detroit Lions 1944	<b>Wayne Kakela</b> , C . . . . . 1930 Minneapolis Red Jackets 1930
<b>George Faust</b> , QB . . . . . 1939 Chicago Cardinals 1939	<b>Dick Gregory</b> , B . . . . . 1952 Chicago Bears 1952	<b>Craig Hendrickson</b> , OT . . . . . 1994 Buffalo Bills 1994	<b>Ron Kamzelski</b> , DT . . . . . 1969 Cleveland Browns 1969
<b>Paul Faust</b> , LB . . . . . 1967 Minnesota Vikings 1967	<b>Seth Green</b> , TE . . . . . 2022- Houston Texans 2022 Dallas Cowboys 2022-	<b>Dave Herbold</b> , G . . . . . 1957 Green Bay Packers 1957	<b>Jerry Keeble</b> , LB . . . . . 1987 San Francisco 49ers 1987
<b>Tom Fink</b> , G . . . . . 1969 Minnesota Vikings 1969	<b>Donnell Greene</b> , OL . . . . . 2019 Jacksonville Jaguars 2019	<b>Matt Herkenhoff</b> , T . . . . . 1974, '76-85 Kansas City Chiefs 1974, '76-85	<b>Charlton Keith</b> , LB . . . . . 2006 Cleveland Browns 2006
<b>Bob Fitch</b> , E . . . . . 1942 Washington 1942	<b>Dick Grogg</b> , G . . . . . 1956 Chicago Bears 1956	<b>Ray Hitchcock</b> , C . . . . . 1987 Washington 1987	<b>Kevin Kellin</b> , DE . . . . . 1986-88 Tampa Bay Buccaneers 1986-88
<b>Willus Fjerstad</b> , B . . . . . 1959 Pittsburgh Steelers 1959	<b>Adam Hayer</b> , OT . . . . . 2001-06 Tennessee Titans 2001 Minnesota Vikings 2002-04	<b>James Hobbins</b> , G . . . . . 1987 Green Bay Packers 1987	<b>Dick Kelly</b> , B . . . . . 1946 New York Giants 1946
<b>Gene Flick</b> , C . . . . . 1942 Green Bay Packers 1942	<b>Gary Hadd</b> , DT . . . . . 1988-89 Detroit Lions 1988 Phoenix Cardinals 1989	<b>Bob Hobert</b> , T . . . . . 1957 New York Giants 1957	<b>Wally Kersten</b> , T . . . . . 1982, '85 Los Angeles Rams 1982 Tampa Bay Buccaneers 1985
<b>Paul Flinn</b> , E . . . . . 1922-23 Minneapolis Marines 1922-23	<b>Roger Hagberg</b> , FB . . . . . 1961, '65-69 Green Bay Packers 1961 Oakland Raiders 1965-69	<b>Mike Hohensee</b> , QB . . . . . 1987 Chicago Bears 1987	<b>Ko Kieft</b> , T . . . . . 2022- Tampa Bay Buccaneers 2022-
<b>Fred Foggie</b> , DB . . . . . 1992-95 Cleveland Browns 1992 Pittsburgh Steelers 1993-94 Carolina Panthers 1995	<b>Ra'Shede Hageman</b> , DL . . . . . 2014-16, '19 Atlanta Falcons 2014-16, '19	<b>Bruce Holmes</b> , LB . . . . . 1987, '93 Kansas City Chiefs 1987 Minnesota Vikings 1993	<b>Wally Kilbourne</b> , T . . . . . 1939 Green Bay Packers 1939
<b>George Franck</b> , FB . . . . . 1941, '45-47 New York Giants 1941, '45-47	<b>Dennis Hale</b> , DB . . . . . 1969 New York Jets 1969	<b>Gordy Holz</b> , T . . . . . 1955, '60-64 Pittsburgh Steelers 1955 Denver Broncos 1960-63 New York Jets 1964	<b>Ray King</b> , E . . . . . 1938 Pittsburgh Pirates 1938
<b>Roger French</b> , E . . . . . 1953 Philadelphia Eagles 1953	<b>Tom Hall</b> , SE . . . . . 1962-69 Detroit Lions 1962-63 Minnesota Vikings 1964-66, '68-69 New Orleans Saints 1967	<b>Jordan Howden</b> , DB . . . . . 2023- New Orleans Saints 2023-	<b>Doug Kingsriter</b> , TE . . . . . 1973-75 Minnesota Vikings 1973-75
<b>Herm Frickey</b> , B . . . . . 1944 New York Giants 1944	<b>Todd Hallstrom</b> , T . . . . . 1983 Washington 1983	<b>Michael Hunt</b> , LB . . . . . 1978-80 Green Bay Packers 1978-80	<b>Merlin Kispert</b> , B . . . . . 1946 Detroit Lions 1946
<b>Gene Fritz</b> , T . . . . . 1950 New York Giants 1950	<b>Ben Hamilton</b> , OG . . . . . 2001-10 Denver Broncos 2001-09 Seattle Seahawks 2010	<b>Tony Hunter</b> , RB . . . . . 1987 Green Bay Packers 1987	<b>Franz Koenek</b> , E . . . . . 1956 Green Bay Packers 1956
<b>Isaac Fruechte</b> , WR . . . . . 2015-17 Minnesota Vikings 2015, '16-17 Detroit Lions 2016	<b>Carl Hanke</b> , E . . . . . 1921-24 Hammond Pros 1921-22, '23 Chicago Bears 1922 Chicago Cardinals 1924	<b>Einer Irgens</b> , E . . . . . 1921-24 Minneapolis Marines 1921-24	<b>Stan Kostka</b> , FB . . . . . 1935 Brooklyn Dodgers 1935
<b>Jim Fulgham</b> , T . . . . . 1966 New York Giants 1966	<b>John Hankinson</b> , QB . . . . . 1965 Minnesota Vikings 1965	<b>Craig James</b> , DB . . . . . 2018-22 Minnesota Vikings 2018-19 Philadelphia Eagles 2019-21 New York Jets 2022	<b>Kent Kramer</b> , TE . . . . . 1966-74 San Francisco 49ers 1966 New Orleans Saints 1967 Minnesota Vikings 1969-70 Philadelphia Eagles 1971-74
<b>Verne Gagne</b> , E . . . . . 1947 Chicago Bears 1947	<b>Harold "Hal" Hanson</b> , G . . . . . 1928-30 Frankford Yellow Jackets 1928-30 Minneapolis Red Jackets 1930	<b>Floyd Jaszewski</b> , T . . . . . 1950-51 Detroit Lions 1950-51	<b>Charley Kubes</b> , G . . . . . 1953 New York Giants 1953
<b>Jim Gallery</b> , K . . . . . 1984, '87, '89-90 Tampa Bay Buccaneers 1984 St. Louis Cardinals 1987 Cincinnati Bengals 1989 Minnesota Vikings 1990	<b>Andre Harris</b> , DB . . . . . 1985 Pittsburgh Steelers 1985	<b>Jon Jelacic</b> , DE . . . . . 1958, '61-64 Chicago Cardinals 1958 New York Giants 1958 Oakland Raiders 1961-64	<b>Bob Kula</b> , B . . . . . 1945 Green Bay Packers 1945
<b>Bill Garnaas</b> , HB . . . . . 1944, '46-48 Chicago Cardinals 1944 Pittsburgh Steelers 1946-48	<b>Bob Hary</b> , B . . . . . 1945 Chicago Bears 1945	<b>Noel Jenke</b> , LB . . . . . 1969, '71-74 Minnesota Vikings 1969, '71 Atlanta Falcons 1972 Green Bay Packers 1973-74	<b>Vic Kulbitski</b> , G . . . . . 1944 Philadelphia Eagles 1944
<b>Chet Gay</b> , T . . . . . 1925-26 Buffalo Bisons 1925 Milwaukee Badgers 1926	<b>Alex Hass</b> , TE . . . . . 2000 St. Louis Rams 2000	<b>Herb Joesting</b> , FB . . . . . 1929-32 Minneapolis Red Jackets 1929-30 Frankford Yellow Jackets 1930-31 Chicago Bears 1931-32	<b>Bill Kuusisto</b> , G . . . . . 1941-46 Green Bay Packers 1941-46
<b>Perry Gehring</b> , E . . . . . 1958 Washington 1958	<b>Alvin Hawes</b> , T . . . . . 1971 Kansas City Chiefs 1971	<b>Bill Johnson</b> , E . . . . . 1941 Green Bay Packers 1941	<b>Frank Kuzma</b> , B . . . . . 1950 Green Bay Packers 1950
<b>Jack Gibbens</b> , LB . . . . . 2022- Tennessee Titans 2022-	<b>Ed Hawthorne</b> , DT . . . . . 1995 Miami Dolphins 1995	<b>Dick Johnson</b> , TE . . . . . 1963 Kansas City Chiefs 1963	<b>Greg Larson</b> , C . . . . . 1961-73 New York Giants 1961-73
<b>George Gibson</b> , G . . . . . 1930 Minneapolis Red Jackets 1930 Frankford Yellow Jackets 1930	<b>Ken Haycraft</b> , FB . . . . . 1929-30 Minneapolis Red Jackets 1929-30 Green Bay Packers 1930	<b>Ron Johnson</b> , WR . . . . . 2002-06 Baltimore Ravens 2002-04 Chicago Bears 2005 Washington 2006	<b>Ken Last</b> , E . . . . . 1967 Minnesota Vikings 1967
<b>Paul Giel</b> , B . . . . . 1954 Chicago Bears 1954		<b>Tyler Johnson</b> , WR . . . . . 2020- Tampa Bay Buccaneers 2020-22 Houston Texans 2022	<b>Simoni Lawrence</b> , LB . . . . . 2011 Tampa Bay Buccaneers 2011
<b>Gale Giltingham</b> , OG . . . . . 1966-74, '76 Green Bay Packers 1966-74, '76		<b>Ezell Jones</b> , T . . . . . 1969-70 New York Jets 1969 Boston Patriots 1969-70	<b>Ed Lechner</b> , G . . . . . 1942 New York Giants 1942
<b>Mike Giovannetti</b> , OT . . . . . 1996 Tampa Bay Buccaneers 1996		<b>Mike Jones</b> , WR . . . . . 1977 New York Giants 1977	<b>Bob Lee</b> , FL . . . . . 1968 St. Louis Cardinals 1968 Atlanta Falcons 1969
<b>Kerry Glenn</b> , DB . . . . . 1985-92 New York Jets 1985-89 Miami Dolphins 1990-92			<b>Michael Lehan</b> , CB . . . . . 2003-08 Cleveland Browns 2003-05 Miami Dolphins 2006-08 New Orleans Saints 2008
<b>Ron Goetz</b> , LB . . . . . 1990 Minnesota Vikings 1990			<b>Jon Leverenz</b> , LB . . . . . 1990 Washington 1990

# NFL ROSTER BY PLAYER

**Carl "Cully" Lidberg**, FB . . . 1926, '29-30  
Green Bay Packers 1926, '29-30

**Bill Light**, LB . . . . . 1972  
Buffalo Bills 1972

**Rhys Lloyd**, K . . . . . 2005, '07-11  
Baltimore Ravens 2005, '07  
Carolina Panthers 2007-10  
Minnesota Vikings 2010  
New York Giants 2011

**Kraig Loftquist**, B . . . . . 1965  
Pittsburgh Steelers 1965

**Chip Lohmiller**, K . . . . . 1988-96  
Washington 1988-94  
New Orleans Saints 1995  
St. Louis Rams 1996

**Sean Lumpkin**, DB . . . . . 1992-96  
New Orleans Saints 1992-96

**Johnny Lundin**, G . . . . . 1950  
Washington 1950

**Jim Lushine**, T . . . . . 1943  
New York Giants 1943

**Dean Maas**, C . . . . . 1957  
Los Angeles Rams 1957

**Tom MacLeod**, LB . . . . . 1973-77  
Green Bay Packers 1973  
Baltimore Colts 1974-77

**Al Maeder**, T . . . . . 1929  
Minneapolis Red Jackets 1929

**Boye Mafe**, LB . . . . . 2022-  
Seattle Seahawks 2022-

**Jack Manders**, B . . . . . 1933-40  
Chicago Bears 1933-40

**Frank Marchlewski**, C . . . . . 1965-70  
Los Angeles Rams 1965, '68-69  
Atlanta Falcons 1966-68  
Buffalo Bills 1970

**Allen Markert**, T . . . . . 1950  
Chicago Bears 1950

**Laurence Maroney**, RB . . . . . 2006-10  
New England Patriots 2006-10  
Denver Broncos 2010

**Robert "Bobby" Marshall**, E . . . 1920-25  
Rock Island Independents 1920  
Minneapolis Marines 1921-24  
Duluth Kelleys 1925

**William Martin**, HB . . . . . 1960, '62-64  
Chicago Bears 1960, '62-64

**Kamal Martin**, LB . . . . . 2020-22  
Green Bay Packers 2020-21  
Carolina Panthers 2021-22

**Joe Mattern**, HB . . . . . 1919-20, '22  
Cleveland Tigers 1919-20  
Minneapolis Marines 1922

**Barry Mayer**, RB . . . . . 1971  
Green Bay Packers 1971

**Jermaine Mays**, CB . . . . . 2003-05  
Minnesota Vikings 2003-04  
Indianapolis Colts 2005

**Ralph McAlister**, B . . . . . 1950  
Detroit Lions 1950

**Clarence McGeary**, T . . . . . 1948, '50  
Green Bay Packers 1948, '50

**Cedric McKinley**, DT . . . . . 2011  
Minnesota Vikings 2011  
New England Patriots 2011

**Bob McNamara**, RB . . . . . 1953, '60-61  
Cleveland Browns 1953  
Denver Broncos 1960-61

**Dick McNamara**, B . . . . . 1955  
Baltimore Colts 1955

**Art Meadowcraft**, G . . . . . 1976  
Buffalo Bills 1976

**Bob Mealey**, T . . . . . 1950  
Green Bay Packers 1950

**Karl Mecklenburg**, LB . . . . . 1983-94  
Denver Broncos 1983-94

**Jon Michals**, DE . . . . . 2000  
New York Jets 2000

**Jon Melander**, OL . . . . . 1990-94  
New England Patriots 1990-91  
Cincinnati Bengals 1992  
Denver Broncos 1993-94

**Mark Merrill**, LB . . . . . 1978-84  
New York Jets 1978-79  
Chicago Bears 1979  
Denver Broncos 1981-82  
Green Bay Packers 1982  
Buffalo Bills 1983-84  
Los Angeles Raiders 1984

**Willie Middlebrooks**, CB . . . 2001-06  
Denver Broncos 2001-2004, '06  
San Francisco 49ers 2005

**Lou Midler**, G . . . . . 1938-40  
Pittsburgh Pirates 1938-39  
Green Bay Packers 1940

**Eddie Miles**, LB . . . . . 1990  
Pittsburgh Steelers 1990

**Paul Mitchell**, T . . . . . 1944  
Chicago Cardinals 1944

**Anthony Montgomery**, DT . . . 2006-09  
Washington 2006-09

**Wilbur Moore**, HB . . . . . 1939-46  
Washington 1939-46

**Jeff Morrow**, T . . . . . 1978  
Minnesota Vikings 1978

**Dick Munding**, T . . . . . 1952  
Chicago Bears 1952

**Bill Munsey**, B . . . . . 1963  
Cleveland Browns 1963

**Eric Murray**, DB . . . . . 2016-  
Kansas City Chiefs 2016-18  
Cleveland Browns 2019  
Houston Texans, 2020-

**Greg Murtha**, T . . . . . 1980-82  
Philadelphia Eagles 1980  
Minnesota Vikings 1981  
Baltimore Colts 1982

**Jalen Myrick**, DB . . . . . 2017-19  
Jacksonville Jaguars 2017  
Minnesota Vikings 2018  
Atlanta Falcons 2019

**Bronko Nagurski**, FB-T 1930-37, '43  
Chicago Bears 1930-37, '43

**Pete Najarian**, LB . . . . . 1987-89  
Minnesota Vikings 1987  
Tampa Bay Buccaneers 1988-89

**Steve Neils**, LB . . . . . 1974-80  
St. Louis Cardinals 1974-80

**Don Nolander**, C . . . . . 1943, '45  
Washington 1943, '45

**Leo Nomellini**, T . . . . . 1950-63  
San Francisco 49ers 1950-63

**Olaf Noreene**, HB . . . . . 1921  
Evansville Crimson Giants 1921

**Malvin Nydall**, FB-QB . . . . . 1929-31  
Minneapolis Red Jackets 1929-30  
Frankford Yellow Jackets 1930-31

**John O'Brien**, HB . . . . . 1929  
Minneapolis Red Jackets 1929

**Dick O'Donnell**, E . . . . . 1923-31  
Duluth Kelleys 1923  
Green Bay Packers 1924-30  
Brooklyn Dodgers 1931

**Urban Odson**, T . . . . . 1942, '46-50  
Green Bay Packers 1942, '46-49  
Chicago Bears 1950  
Baltimore Colts 1950

**Vern Oech**, T . . . . . 1936-37  
Chicago Bears 1936-37

**Earl Ohlgren**, E . . . . . 1942  
Green Bay Packers 1942

**Larry Olsonoski**, G . . . . . 1948-49  
Green Bay Packers 1948-49  
New York Bulldogs 1949

**Ezezi Otomewo**, DL . . . . . 2022-  
Minnesota Vikings 2022-

**Bob Paffrath**, HB . . . . . 1941  
Green Bay Packers 1941

**Ray Parson**, T . . . . . 1970-71  
Detroit Lions 1970-71

**Gordon Paschka**, FB-G 1942-43, '47  
Philadelphia Eagles 1942  
Philadelphia/Pittsburgh Steagles 1943  
New York Giants 1947

**Logan Payne**, WR . . . . . 2007-12  
Seattle Seahawks 2007-09  
Detroit Lions 2009  
Kansas City Chiefs 2009  
Minnesota Vikings 2010  
New York Jets 2011  
Baltimore Ravens 2012

**Win Pedersen**, T . . . . . 1940-41, '45-46  
New York Giants 1940-41, '45  
Boston Yanks 1946

**Mike Perfetti**, DB . . . . . 1972  
Atlanta Falcons 1972

**John Perko**, G . . . . . 1944  
Philadelphia Eagles 1944

**Art Pharmed**, FB . . . . . 1930-31  
Minneapolis Red Jackets 1930  
Frankford Yellow Jackets 1930-31

**Warren Plunkett**, QB . . . . . 1942  
Cleveland Rams 1942

**Scott Prescott**, C . . . . . 1953  
Baltimore Colts 1953

**Dexter Pride**, RB . . . . . 1976  
Miami Dolphins 1976

**Helge Pukema**, G . . . . . 1941  
Green Bay Packers 1941

**Derek Rackley**, LS/TE . . . . . 2000-07  
Atlanta Falcons 2000-05  
Seattle Seahawks 2006-07

**Bob Rasmussen**, G . . . . . 1957  
Baltimore Colts 1957

**Randy Rasmussen**, C . . . . . 1984-89  
Pittsburgh Steelers 1984-86  
Minnesota Vikings 1987-89

**Josh Rawlings**, T . . . . . 2000, '02  
Kansas City Chiefs 2000  
New England Patriots 2000  
Seattle Seahawks 2002

**Tellis Redmon**, RB . . . . . 2002-04  
Baltimore Ravens 2002  
Seattle Seahawks 2003-04

**Matt Reem**, OG . . . . . 1996-99  
Washington 1996-97  
Miami Dolphins 1998  
New England Patriots 1999

**Jim Reese**, B . . . . . 1958  
Baltimore Colts 1958

**Pete Regnier**, HB . . . . . 1921-22  
Minneapolis Marines 1921  
Green Bay Packers 1922

**Alan Reid**, RB . . . . . 1987  
Philadelphia Eagles 1987

**Darrell Reid**, DT . . . . . 2005-10  
Indianapolis Colts 2005-08  
Denver Broncos 2009-10

**Tom Reinhardt**, T . . . . . 1946  
Pittsburgh Steelers 1946

**Dale Rennebohn**, C . . . . . 1936  
Detroit Lions 1936

**Sam Renner**, DL . . . . . 2020-21  
Los Angeles Ram 2020  
Tampa Bay Buccaneers 2021

**Steve Rhea**, WR . . . . . 1994-95  
New Orleans Saints 1994-95

**Steven Richardson**, DL . . . . . 2018  
Los Angeles Chargers 2018

**Karon Riley**, DE . . . . . 2001-04, '06  
Chicago Bears 2001-02  
Atlanta Falcons 2002-04  
Washington 2006

**Jud Ringer**, E . . . . . 1942  
Chicago Cardinals 1942

**Wayne Robinson**, LB . . . . . 1952-56  
Philadelphia Eagles 1952-56

**Jim Ronan**, DT . . . . . 1979  
Cleveland Browns 1979

**George Roscoe**, B . . . . . 1936  
Chicago Bears 1936

**Jim Rush**, HB . . . . . 1922  
Minneapolis Marines 1922

**Gary Russell**, RB . . . . . 2007-09  
Pittsburgh Steelers 2007-08  
Oakland Raiders 2009

**Tom Sakal**, DB . . . . . 1968  
Minnesota Vikings 1968

**Arnie Sandberg**, HB . . . . . 1926  
Los Angeles Buccaneers 1926

**Charlie Sanders**, TE . . . . . 1968-77  
Detroit Lions 1968-77

**Ryan Santos**, P . . . . . 2018-22  
Detroit Lions 2018-19, '21  
Tennessee Titans 2019, '21  
New York Giants 2020-21, '22  
Carolina Panthers 2021  
Los Angeles Rams 2021  
Jacksonville Jaguars 2022

**Craig Sauer**, LB . . . . . 1996-00  
Atlanta Falcons 1996-99  
Minnesota Vikings 2000

**Cory Sauter**, QB . . . . . 1998-2003  
Arizona Cardinals 1998  
Detroit Lions 1999-00  
Indianapolis Colts 2001, '03  
Chicago Bears 2002

**John Schlecht**, DT . . . . . 2001-04  
San Francisco 49ers 2001-02  
New Orleans Saints 2003  
Seattle Seahawks 2004

**Sam Schlueter**, OL . . . . . 2022-  
San Francisco 49ers 2022  
New York Jets 2022  
Minnesota Vikings 2023

**Bob Schmidt**, T-C . . . . . 1958-64, '66-67  
Chicago Cardinals 1958  
New York Giants 1959-60  
Houston Oilers 1961-63  
Boston Patriots 1964  
Buffalo Bills 1966-67

**John Michael Schmitz**, C . . . . . 2023-  
New York Giants 2023-

**Jeff Schuh**, LB . . . . . 1981-86  
Cincinnati Bengals 1981-85  
Green Bay Packers 1986  
Minnesota Vikings 1986

# NFL ROSTER BY PLAYER

**Charles Schultz, T** ..... 1939-41  
Green Bay Packers 1939-41

**Mark Setterstrom, OG** ..... 2006-10  
St. Louis Rams 2006-10

**Marcus Sherels, DB/PR** ..... 2010-19  
Minnesota Vikings 2010-19  
New Orleans Saints 2019  
Miami Dolphins 2019

**Jerry Shetler, G** ..... 1959  
New York Giants 1959

**Rudy Sikich, T** ..... 1945  
Cleveland Rams 1945

**Jack Simmons, TE** ..... 2009  
New York Jets 2009

**Traye Simmons, DB** ..... 2010-11  
San Diego Chargers 2010-11

**Keith Simons, T** ..... 1976-79  
Kansas City Chiefs 1976-77  
St. Louis Cardinals 1978-79

**Dave Simonson, T** ..... 1974-77  
Baltimore Colts 1974  
New York Giants 1975  
Houston Oilers 1976  
Seattle Seahawks 1976  
Detroit Lions 1977

**Norm Sixta, T** ..... 1958  
New York Giants 1958

**Mark Slater, C** ..... 1978-83  
Philadelphia Eagles 1978, '79-83  
San Diego Chargers 1978

**Donovan Small, S** ..... 1987  
Houston Oilers 1987

**Bruce Smith, HB** ..... 1942, '45-48  
Green Bay Packers 1942, '45-48  
Los Angeles Rams 1948

**Dick Smith, T** ..... 1936  
Chicago Bears 1936

**Rodney Smith, RB** ..... 2020-21  
Carolina Panthers 2020-21  
Tennessee Titans 2021  
Detroit Lions 2021

**Terrell Smith, DB** ..... 2023-  
Chicago Bears 2023-

**Gordy Soltau, K-E** ..... 1950-58  
Green Bay Packers 1950  
San Francisco 49ers 1950-58

**Jim Soltau, E** ..... 1955  
Pittsburgh Steelers 1955

**Bob Soltis, DB** ..... 1959-61  
New York Giants 1959  
Boston Patriots 1960-61

**Vic Spadaccini, QB** ..... 1938-40  
Cleveland Rams 1938-40

**Matt Spaeth, TE** ..... 2007-15  
Pittsburgh Steelers 2007-10, '13-15  
Chicago Bears 2011-12

**Benjamin St-Juste, DB** ..... 2021-  
Washington Commanders 2021-  
Atlanta Falcons 1986

**Randy Staten, DE** ..... 1967  
New York Giants 1967

**Bob Stein, LB** ..... 1969-75  
Kansas City Chiefs 1969-72  
Los Angeles Rams 1973-74  
San Diego Chargers 1975  
Minnesota Vikings 1975

**Joseph Stepanek, DT** ..... 1987  
Minnesota Vikings 1987

**Mac Stephens, LB** ..... 1990-91  
New England Patriots 1990  
New York Jets 1990  
Minnesota Vikings 1991

**Ray Stephens, RB** ..... 1969  
Los Angeles Rams 1969

**Sandy Stephens, B** ..... 1962, '67  
Cleveland Browns 1962  
Kansas City Chiefs 1967

**Steve Stewart, LB** ..... 1978-79  
Atlanta Falcons 1978  
Green Bay Packers 1979

**Leif Strand, C** ..... 1924  
Duluth Kelleys 1924

**Chris Streveler, QB** ..... 2020-  
Arizona Cardinals 2020-21  
Baltimore Ravens 2021  
New York Jets 2022-

**Milt Sunde, G** ..... 1964-74  
Minnesota Vikings 1964-74

**Mike Sunvold, DT** ..... 1991  
Tampa Bay Buccaneers 1991

**Bern Svendsen, C** ..... 1958  
Cleveland Browns 1958

**Earl Svendsen, G** ..... 1937, '39-43  
Green Bay Packers 1937, '39  
Brooklyn Dodgers 1940-43

**George Svendsen, C** 1935-37, '40-41  
Green Bay Packers 1935-37, '40-41

**Bob Sweiger, B** ..... 1942  
New York Giants 1942

**Stan Sysma, LB** ..... 1979-80  
New Orleans Saints 1979  
Atlanta Falcons 1980

**Bob Tanner, E** ..... 1930  
Frankford Yellow Jackets 1930

**Thomas Tapeh, FB** ..... 2004-08  
Philadelphia Eagles 2004-07  
Minnesota Vikings 2008

**Al Teeter, E** ..... 1932  
Staten Island Stapletons 1932

**Bob Tenner, E** ..... 1935  
Green Bay Packers 1935

**Ryan Thelwell, WR** ..... 1998-00  
San Francisco 49ers 1998  
San Diego Chargers 1998  
Jacksonville Jaguars 1999  
Pittsburgh Steelers 1999  
Seattle Seahawks 1999  
New Orleans Saints 2000

**Kiondre Thomas, DB** ..... 2021-  
Cleveland Browns 2021  
Los Angeles Chargers 2021  
Green Bay Packers 2022-

**Chris Thome, OL** ..... 1991-92  
Minnesota Vikings 1991  
Cleveland Browns 1991-92  
New York Giants 1992

**Cedric Thompson, DB** ..... 2015-17  
Miami Dolphins 2015  
New England Patriots 2016  
Minnesota Vikings 2016  
Cincinnati Bengals 2017

**Clarence "Tuffy" Thompson, B** .. 1937-39  
Pittsburgh Pirates 1937-38  
Green Bay Packers 1939

**Darrell Thompson, RB** ..... 1990-95  
Green Bay Packers 1990-94  
Chicago Bears 1995

**John Thompson, DT** ..... 1971  
Denver Broncos 1971

**Stephen Thompson, G** ..... 1971  
Houston Oilers 1971

**Steven Thompson, DT** ..... 1987  
Washington 1987

**Festus Tierney, G** ..... 1922-25  
Hammond Pros 1922  
Toledo Maroons 1922  
Minneapolis Marines 1923-24  
Milwaukee Badgers 1925

**Rex Tobin, E** ..... 1925  
Duluth Eskimos 1925

**Steve Tutoh, C** ..... 1980  
New York Giants 1980

**Clayton Tonnemaker, C** ..... 1950-54  
Green Bay Packers 1950-54

**Damaruis Travis, DB** ..... 2017  
New England Patriots 2017

**Nate Triplett, LB** ..... 2010-11  
Minnesota Vikings 2010  
San Diego Chargers 2010  
Indianapolis Colts 2010-11

**George Tuttle, E** ..... 1927  
Green Bay Packers 1927

**Francis Twedell, G** ..... 1939  
Green Bay Packers 1939

**Rick Upchurch, WR** ..... 1975-83  
Denver Broncos 1975-83

**Andy Uram, HB** ..... 1938-43  
Green Bay Packers 1938-43

**Ben Utecht, TE** ..... 2004-09  
Indianapolis Colts 2004-07  
Cincinnati Bengals 2008-09

**Willie VanDeSteege, LB** ..... 2009  
Baltimore Ravens 2009

**Dick Van Duesen, C** ..... 1946  
Detroit Lions 1946

**Harold Van Every, HB** ..... 1940-41  
Green Bay Packers 1940-41

**Fred Vant Hull, G** ..... 1942  
Green Bay Packers 1942

**Brock Vereen, S** ..... 2014-16  
Chicago Bears 2014-15  
Minnesota Vikings 2015  
New England Patriots 2015  
Kansas City Chiefs 2016

**Mark Vanderhaar, DT** ..... 1985  
Houston Oilers 1985

**Ron Wallin, B** ..... 1954  
Chicago Bears 1954

**Adam Weber, QB** ..... 2011-13  
Denver Broncos 2011  
Tampa Bay Buccaneers 2012-13

**Mike Welch, B** ..... 1943  
Green Bay Packers 1943

**Ernie Wheelwright, WR** ..... 2008-09  
Baltimore Ravens 2008-09

**Garry White, RB** ..... 1981  
San Francisco 49ers 1981

**Mike White, DB** ..... 1973  
Dallas Cowboys 1973

**Greg (Stylez) G. White, DE** .. 2002-05, '07-11  
Houston Texans 2002  
Tampa Bay Buccaneers 2002, '07-10  
Atlanta Falcons 2002  
Tennessee Titans 2003  
New Orleans Saints 2003  
Washington 2003-04  
Chicago Bears 2005  
Minnesota Vikings 2011

**Ed Widseth, T** ..... 1937-40  
New York Giants 1937-40

**Dick Wildung, G** .. 1943, '46-51, '53  
Green Bay Packers 1943, '46-51, '53

**Charles "Bud" Wilkinson, T** .. 1937  
Green Bay Packers 1937

**Ben Williams, DE** ..... 1998-99  
Minnesota Vikings 1998  
Philadelphia Eagles 1999

**Brian Williams, C** ..... 1989-99  
New York Giants 1989-99

**John Williams, T** ..... 1968-79  
Baltimore Colts 1968-71  
Los Angeles Rams 1972-79

**Lamanzer Williams, DE** .. 1998, '01, '03  
Jacksonville Jaguars 1998  
Kansas City Chiefs 1998  
Minnesota Vikings 2001  
Miami Dolphins 2003

**Maxx Williams, TE** ..... 2015-  
Baltimore Ravens 2015-18  
Arizona Cardinals 2019-

**Wayne Williams, B** ..... 1945  
Brooklyn Tigers 1945

**Chris Williamson, DB** ..... 2020-22  
New York Giants 2020  
Atlanta Falcons 2020-21  
Detroit Lions 2021  
Tennessee Titans 2022

**Damien Wilson, LB** ..... 2015-22  
Dallas Cowboys 2015-18  
Kansas City Chiefs 2019-20  
Jacksonville Jaguars 2021  
Carolina Panthers 2022

**Antoine Winfield Jr. DB** ..... 2020-  
Tampa Bay Buccaneers 2020-

**Vernon Winfield, G** ..... 1972-73  
Philadelphia Eagles 1972-73

**Troy Wolkow, OL** ..... 1988  
New England Patriots 1988

**Nate Wozniak, OL** ..... 2018-19  
New Orleans Saints 2018, '19  
Minnesota Vikings 2019  
Atlanta Falcons 2019  
New York Giants 2019

**Jeff Wright, DB** ..... 1971-77  
Minnesota Vikings 1971-77

**Mike Wright, T** ..... 1960  
Green Bay Packers 1960

**Arnold "Pudge" Wyman, FB** .. 1920  
Rock Island Independents 1920

**Spergon Wynn, QB** ..... 2000-02  
Cleveland Browns 2000  
Minnesota Vikings 2001-2002

**Jimmy Wyrick, CB** ..... 2000-04  
Detroit Lions 2000-03  
Miami Dolphins 2003-2004

**Frank Youso, T** ..... 1958-63  
New York Giants 1958-60  
Minnesota Vikings 1961-62  
Oakland Raiders 1963-65

*(includes players signed with teams during preseason, on practice squad, or were drafted by the team)*

# GOPHERS IN THE SUPER BOWL

## SUPER BOWL CHAMPIONS

Name	Year	#	Team
Gale Gillingham	1967	I	Green Bay
	1968	II	Green Bay
Bobby Bell	1970	IV	Kansas City
Aaron Brown	1970	IV	Kansas City
Bob Stein	1970	IV	Kansas City
John Williams	1971	V	Baltimore Colts
Tony Dungy	1979	XIII	Pittsburgh
	2007	XLI	Indianapolis (HC)
Keith Fahnhorst	1982	XVI	San Francisco
	1985	XIX	San Francisco
	1985	XIX	San Francisco
	1989	XXIII	San Francisco
	1990	XXIV	San Francisco
Ray Hitchcock	1988	XXII	Washington
Brian Williams	1991	XXV	N.Y. Giants
Chip Lohmiller	1992	XXVI	Washington
Chris Dalkins	1997	XXXI	Green Bay
Tyrone Carter	2006	XL	Pittsburgh
	2009	XLIII	Pittsburgh
Darrell Reid	2007	XLI	Indianapolis
Ben Utecht	2007	XLJ	Indianapolis
Matt Spaeth	2009	XLIII	Pittsburgh
Damien Wilson	2020	LIV	Kansas City
Tyler Johnson	2021	LV	Tampa Bay
Antoine Winfield Jr.	2021	LV	Tampa Bay
Ryan Santos	2022	LVI	L.A. Rams

## COMPETED IN SUPER BOWL

Name	Year	#	Team
Bobby Bell	1967	I	Kansas City
Aaron Brown	1967	I	Kansas City
Roger Hagberg	1968	II	Oakland Raiders
John Williams	1969	III	Baltimore Colts
Kent Kramer	1970	IV	Minnesota
Milt Sunde	1970	IV	Minnesota
	1974	VIII	Minnesota
	1975	IX	Minnesota
Carl Eller	1970	IV	Minnesota
	1974	VIII	Minnesota
	1975	IX	Minnesota
	1977	XI	Minnesota
Doug Kingsriter	1974	VIII	Minnesota
	1975	IX	Minnesota
Jeff Wright	1974	VIII	Minnesota
	1975	IX	Minnesota
	1977	XI	Minnesota
Rick Upchurch	1978	XII	Denver
John Williams	1980	XIV	L.A. Rams
Karl Mecklenburg	1987	XXI	Denver
	1988	XXII	Denver
	1990	XXIV	Denver
Fred Foggie	1996	XXX	Pittsburgh
Chris Dalkins	1998	XXXII	Green Bay
Thomas Tapeh	2005	XXXIX	Philadelphia
Eric Decker	2014	XLVIII	Pittsburgh
Ra'Shede Hageman	2016	LI	Atlanta
De'Vondre Campbell	2016	LI	Atlanta
Damien Wilson	2021	LV	Kansas City

## ADDITIONAL PRO LEAGUES

ALL-AMERICA FOOTBALL CONFERENCE (1946-49)	Year
Bill Baumgartner, E	1947
Baltimore Colts	1947
Warren Beson, C	1949
Baltimore Colts	1949
John Billman, G	1946-47
Brooklyn Dodgers	1946
Chicago Rockets	1947
Bill Daley, FB	1946-48
Brooklyn Dodgers	1946
Miami Seahawks	1946
Chicago Rockets	1947
New York Yankees	1948
Everett Faunce, B	1946
Baltimore Colts	1946
Vic Kubitiski, B	1946-48
Buffalo Bisons	1946
Buffalo Bills	1947-48
Len Levy, G	1947-48
Los Angeles Dons	1947-48
Paul Mitchell, T	1946-49
Los Angeles Dons	1946-48
New York Yankees	1948-49
John Mulready, E	1947
Chicago Rockets	1947
Don Nolander, C	1946
Los Angeles Dons	1946
Bob Paffrath, HB	1946
Miami Seahawks	1946
Brooklyn Dodgers	1946
Winfield Pederson, T	1946
Brooklyn Dodgers	1946
John Perko, G	1946
Buffalo Bisons	1946
Bob Sweiger, HB	1946-49
New York Yankees	1946-48
Chicago Hornets	1949
USFL (1983-85)	Year
Elmer Bailey, WR	1984
Denver Gold	1984
Doug Beaudoin, SS	1983-85
Tampa Bay Bandits	1983-85
Ken Dallafior, T	1984
Michigan Panthers	1984
Jim Fahnhorst, LB	1983-84
Chicago Blitz	1983
Arizona Wranglers	1984
Mike Hohensee, QB	1983-84
Washington Federals	1983-84
Glenn Howard, LB	1983-85
Philadelphia Stars	1983-84
Baltimore Stars	1985
Kevin Kellin, DE	1984-85
Washington Federals	1984
Orlando Renegades	1985
Greg Murtha, OT	1983-84
New Jersey Generals	1983-84
Dana Noel, DB	1983
New Jersey Generals	1983
Alan Reid, RB	1984
Memphis Showboats	1984
Jeff Thompson, TE	1984
Oakland Invaders	1984
Steve Tobin, C	1983
Chicago Blitz	1983

## ARENA FOOTBALL LEAGUE (1987-08, '10-19)

Asad Abdul-Khalig, QB	2006-07
Chicago Rush	2006
New York Dragons	2007
Dominic Alford, OL	2014
Cleveland Gladiators	2014
Matt Anderle, OL/DL	2004
Columbus Destroyers	2004
Antoine Burns, WR	2006, '10-11
Los Angeles Avengers	2006
Milwaukee Iron	2010
Milwaukee Mustangs	2011
Dennis Cappella, OL/DL	1994
Miami Hooters	1994
Travis Cole, QB	2006-08
Arizona Rattlers	2006
Utah Blaze	2007
Rio Grande Valley Dorados	2008
Ukee Dozier, DB	2007
New York Dragons	2007
Rickey Foggie, QB	1996-02, '04
Minnesota Fighting Pike	1996
New Jersey Red Dogs	1997-00
Florida Bobcats	2001
Detroit Fury	2002
Toronto Phantoms	2002
Carolina Cobras	2004
Deon Hightower, LB	2011
Iowa Barnstormers	2011
Mike Hohensee, QB	1987-88
Pittsburgh Gladiators	1987-88
Aaron Hosack, WR	2008, '11
Colorado Crush	2008
Kansas City Command	2011
Ron Johnson, WR	2007-08
Orlando Predators	2007-08
Cleveland Gladiators	2008
Brandon Kirksey, DL	2012
Milwaukee Mustangs	2012
Luke Levenson, WR/DB	2001-05
Toronto Phantoms	2001-02
Dallas Desperados	2003
New Orleans VooDoo	2004
Georgia Force	2005
Tony Levine, WR/DB	1996
Minnesota Fighting Pike	1996
Jermaine Mays, CB	2005-06
Orlando Predators	2005-06
Nashville Kats	2006
Cedric McKinley, LB	2012
Chicago Rush	2012
Karon Riley, DE	2007-08
Las Vegas Gladiators	2007
Cleveland Gladiators	2008
John Schlecht, OL/DL	2005
Los Angeles Avengers	2005
Rashad Still, WR	2019
Atlantic City Blackjacks	2019
Mike Sunvold, OL/DL	1995-97
Iowa Barnstormers	1995, '97
Minnesota Fighting Pike	1996
Jeff Tow-Arnett, OL/DL	2011-13
Milwaukee Mustangs	2011-12
Tampa Bay Storm	2013
Greg (Stylez G.) White, DE	2006-07
Orlando Predators	2006-07
Ben Williams, OL/DL	1996
Florida Bobcats	1996



# PRO FOOTBALL ROSTER BY PLAYER

## NFL EUROPE (1991-2007)

*previously World League of American Football (1991-92)*

**Phil Archer, LB** ..... 2005-06  
Amsterdam Admirals 2005-06

**Antoine Burns, WR** ..... 2004  
Amsterdam Admirals 2004

**Billy Cockerham, QB** ..... 2002  
Frankfurt Galaxy 2002

**Rafael Cooper, WR** ..... 2002  
Amsterdam Admirals 2002

**Jerome Davis, DE** ..... 2002  
Frankfurt Galaxy 2002

**Ben Eslinger, C** ..... 2007  
Cologne Centurions 2007

**Fred Foggie, DB** ..... 1992, '96  
Birmingham Fire 1992  
Frankfurt Galaxy 1996

**Chris Gaiters, WR** ..... 1991  
Sacramento Surge 1991

**Jim Gallery, K** ..... 1991-92  
San Antonio Riders 1991-92

**Ron Goetz, LB** ..... 1991-92  
Barcelona Dragons 1991-92

**Ben Hamilton, C** ..... 2002  
Berlin Thunder 2002

**Aaron Hosack, WR** ..... 2005-07  
Frankfurt Galaxy 2005-07

**Rhys Lloyd, K** ..... 2006-07  
Frankfurt Galaxy 2006-07

**Bermaine Mays, DB** ..... 2004-05  
Berlin Thunder 2004-05

**Charles McCree, CB** ..... 1991  
Frankfurt Galaxy 1991

**Jon Michals, DE** ..... 2002  
Rhein Fire 2002  
Frankfurt Galaxy 2002

**Pete Najarian, LB** ..... 1991-92  
Sacramento Surge 1991-92

**Joe Quinn, OG** ..... 2005  
Rhein Fire 2005

**Josh Rawlings, OT** ..... 2001  
Frankfurt Galaxy 2001

**Tellis Redmon, RB** ..... 2003  
Amsterdam Admirals 2003

**Matt Reem, C** ..... 1999  
Barcelona Dragons 1999

**Cory Sauter, QB** ..... 2000-01  
Barcelona Dragons 2000-01

**John Schlecht, DT** ..... 2003-04  
Frankfurt Galaxy 2003-04

**Dominique Sims, LB** ..... 2007  
Berlin Thunder 2007  
Frankfurt Galaxy 2007

**Greg White, DE** ..... 2005  
Cologne Centurions 2005

**Maurice White, DE** ..... 2007  
Frankfurt Galaxy 2007

**Ben Williams, DE** ..... 1997-98  
London Monarchs 1997-98

**Lamanzar Williams, DE** ..... 2002  
Berlin Thunder 2002

**Spergon Wynn, QB** ..... 2001  
Amsterdam Admirals 2001

## CANADIAN FOOTBALL LEAGUE (1958-)

**Dominic Alford, OL** ..... 2014  
Hamilton Tiger-Cats 2014

**Ollie Bakken, LB** ..... 1986-80  
Winnipeg Blue Bombers 1976  
Calgary Stampeders 1976-79  
British Columbia Lions 1980

**Keith Ballard, OT** ..... 1994  
Baltimore Stallions 1994

**Ray Baylor, DL** ..... 2001  
Saskatchewan Roughriders 2001

**Rob Blakey, RB** ..... 1968  
Toronto Argonauts 1968

**Brian Bonner, LB** ..... 1991-95  
Ottawa Rough Riders 1991-93, '94  
Saskatchewan Roughriders 1993  
Shreveport Pirates 1995

**McKinley Boston, LB** ..... 1971  
British Columbia Lions 1971

**Shannon Brooks, RB** ..... 2023  
Edmonton Elks 2023

**Tom Brown, OL, DL** ..... 1961-67  
British Columbia Lions 1961-67

**Arland Bruce, WR** ..... 2001-02, '04-13  
Winnipeg Blue Bombers 2001-02  
Toronto Argonauts 2004-09  
Hamilton Tiger-Cats 2009-11  
BC Lions 2011-12  
Montreal Alouettes 2013

**Ed Buckingham, T** ..... 1959  
Edmonton Eskimos 1959

**Bart Buetow, DE** ..... 1974-75  
Toronto Argonauts 1974-75

**Dave Burkholder, OT** ..... 1958-64  
Winnipeg Blue Bombers 1958-64

**Billy Bye, RB** ..... 1953-54  
Winnipeg Blue Bombers 1953-54

**Stavros Canakes, OT, DT** ..... 1954-58  
Winnipeg Blue Bombers 1954-58  
Saskatchewan Roughriders 1956

**Tom Cates, RB** ..... 1947  
Montreal Alouettes 1947

**Tom Chandler, LB** ..... 1976-77  
Toronto Argonauts 1976  
Calgary Stampeders 1977

**Lou Clare, DB** ..... 1973-81  
Hamilton Tigercats 1973-75, '79-81  
Saskatchewan Roughriders 1976-78  
Montreal Alouettes 1981

**David Cobb, RB** ..... 2018  
Saskatchewan Roughriders 2018

**Jerome Davis, OT** ..... 2000, '05-08  
Calgary Stampeders 2000  
Toronto Argonauts 2005-06, '07-08  
Hamilton Tigercats 2007

**Bob Deegan, DE** ..... 1962-63  
Winnipeg Blue Bombers 1962  
Saskatchewan Roughriders 1963

**Walter Edwards, OT** ..... 1949  
Winnipeg Blue Bombers 1949

**Mike Falls, OG** ..... 1956  
Toronto Argonauts 1956

**Marquel Fleetwood, QB** ..... 1993-97  
Ottawa Rough Riders 1993-94  
Toronto Argonauts 1996  
Hamilton Tigercats 1997

**Rickey Foggie, QB** ..... 1988-97, '02  
British Columbia Lions 1988-90, '02  
Toronto Argonauts 1990-92  
Edmonton Eskimos 1993-94

Memphis Mad Dogs 1995  
Hamilton Tigercats 1997

**Ron Goetz, LB** ..... 1993-97  
Ottawa Rough Riders 1993  
Saskatchewan Roughriders 1994-97

**Bud Grant, E** ..... 1953-56  
Winnipeg Blue Bombers 1953-56

**Richard Gregory, HB** ..... 1952-52  
Saskatchewan Roughriders 1952  
Toronto Balm Beach Beachers 1953

**Roger Hagberg, FB** ..... 1961-64  
Winnipeg Blue Bombers 1961-64

**John Hankinson, QB** ..... 1968  
Edmonton Eskimos 1968

**KiAnte Hardin, DB** ..... 2021  
British Columbia Lions 2021

**Rodney Heath, DB** ..... 2004  
Hamilton Tiger-Cats 2004

**Craig Hendrickson, OL** ..... 1991-01  
Saskatchewan Roughriders 1991-93  
Edmonton Eskimos 1994-95  
British Columbia Lions 1996, '00-01  
Winnipeg Blue Bombers 1997-99  
Toronto Argonauts 1999

**Scott Hendrickson, OL** ..... 1992-00  
Saskatchewan Roughriders 1992-97  
British Columbia Lions 1998-00

**Bob Hobert, OL** ..... 1957-58  
Winnipeg Blue Bombers 1957-58

**Mike Hoensee, QB** ..... 1985  
Ottawa Rough Riders 1985  
Toronto Argonauts 1985

**Bruce Holmes, LB** ..... 1988-92  
Toronto Argonauts 1988-89, '92  
Ottawa Rough Riders 1989-90  
British Columbia Lions 1991

**Kevin Holmes, DL** ..... 2001  
Saskatchewan Roughriders 2001

**Jon Jelacic, DL** ..... 1959-60  
Ottawa Rough Riders 1959-60

**Dick Johnson, TE** ..... 1960-61  
British Columbia Lions 1960-61

**Ron Johnson, WR** ..... 2006  
Calgary Stampeders 2006

**Jerry Jones, RB** ..... 1963-64  
Winnipeg Blue Bombers 1963-64

**Rube Juster, OT** ..... 1947  
Montreal Alouettes 1947

**Charlton Keith, DE** ..... 2007-08  
Hamilton Tiger-Cats 2007-08

**Mike Kissell, OG** ..... 1949  
Winnipeg Blue Bombers 1949

**Chuck Kubus, T** ..... 1955  
Hamilton Tiger-Cats 1955

**Simoni Lawrence, LB** ..... 2012-  
Edmonton Eskimos 2012  
Hamilton TigerCats 2013-

**William Martin, RB** ..... 1965-66  
Edmonton Eskimos 1965  
Toronto Argonauts 1966  
Winnipeg Blue Bombers 1966

**K.J. Maye, WR** ..... 2016  
Edmonton Eskimos 2016

**Jermaine Mays, DB** ..... 2006-08  
Toronto Argonauts 2006-08

**Ralph McAlister, RB** ..... 1952-53  
Winnipeg Blue Bombers 1952-53

**Clarence McGeary, T** ..... 1951  
Montreal Alouettes 1951

**Cedric McKinley, DT** ..... 2014-16  
Edmonton Eskimos 2014-16  
Saskatchewan Roughriders 2016

**Bob McNamara, DB** ..... 1955-58  
Winnipeg Blue Bombers 1955-58

**Willie Middlebrooks, DB** ..... 2008-10  
Toronto Argonauts 2008-10

**Bill Munsey, RB** ..... 1963-67  
British Columbia Lions 1963-67

**Pete Najarian, LB** ..... 1988  
Toronto Argonauts 1988

**Urban Osdon, OT** ..... 1950  
Montreal Alouettes 1950

**Bob Paffrath, QB, RB** ..... 1946, '48-52  
Ottawa Rough Riders 1946, '48-49  
Edmonton Eskimos 1950-52

**Nyles Pinckney, DT** ..... 2023  
Hamilton Tiger-Cats 2023

**Alan Reid, RB** ..... 1985-86  
Montreal Alouettes 1985-86

**Steven Richardson, DL** ..... 2019-22  
Winnipeg Blue Bombers 2019-21  
British Columbia Lions 2022

**Karon Riley, DE** ..... 2005  
Toronto Argonauts 2005

**Bob Sandberg, RB** ..... 1947-49, '51  
Winnipeg Blue Bombers 1947-49  
Saskatchewan Roughriders 1951

**Ryan Santos, P** ..... 2019-20  
Montreal Alouettes, 2019-20

**Rodney Smith, RB** ..... 2023  
Saskatchewan Roughriders 2023

**Dave Skrein, RB** ..... 1953  
Winnipeg Blue Bombers 1953

**Jim Soltau, E** ..... 1955  
Winnipeg Blue Bombers 1955

**Sandy Stephens, QB** ..... 1962-63  
Montreal Alouettes 1962-63  
Toronto Argonauts 1963

**Troy Stoudermire, DB** ..... 2013-16, '18-19  
Saskatchewan Roughriders 2013-14  
Winnipeg Blue Bombers 2014-15  
Edmonton Eskimos 2016  
Calgary Stampeders 2018  
Ottawa Redblacks 2019

**Chris Streveler, QB** ..... 2018-19  
Winnipeg Blue Bombers 2018-19

**Ryan Thelwell, WR** ..... 2001-11  
British Columbia Lions 2001-06, '11  
Calgary Stampeders 2007-10

**Adam Weber, QB** ..... 2014  
Saskatchewan Roughriders 2014

**Ernie Wheelwright, WR** ..... 2011-12  
Saskatchewan Roughriders 2011-12

**Ben Williams, DT** ..... 1994-95, '00  
Shreveport Pirates 1994-95  
Edmonton Eskimos 2000

**Drew Wolitarsky, QB** ..... 2017-  
Winnipeg Blue Bombers 2017-

**Mike Wright, DT** ..... 1960-61  
Winnipeg Blue Bombers 1960-61

**Spergon Wynn, QB** ..... 2003-06  
British Columbia Lions 2003-04  
Winnipeg Blue Bombers 2005  
Toronto Argonauts 2006

## GOPHERS IN CANADIAN FOOTBALL LEAGUE HALL OF FAME

Name	Inducted	Years
Bud Grant	1983	1953-56 (P) 1957-66 (C)
Tom Brown	1984	1961-67 (P)

(P) as a Player | (C) as Head Coach

# BOWL GAME HISTORY

1960

## ROSE BOWL WASHINGTON 17 MINNESOTA 7

January 2, 1961

The Rose Bowl • Pasadena, Calif.  
Attendance: 97,314

SCOREBOARD	1	2	3	4	F
Washington	3	14	0	0	17
Minnesota	0	0	7	0	7

### First Quarter

WASH — Fleming 34 FG, 9:10

### Second Quarter

WASH — Wooten 4 pass from Schloreddt (Fleming kick), 13:35

WASH — Schloreddt 1 run (Fleming kick), 4:14

### Third Quarter

MINN — Munsey 18 run (Rogers kick), 9:15

### Fourth Quarter

No scoring

### TEAM STATISTICS

STATISTICS	WASH	MINN
First Downs	11	14
Rush Att.-Yds.	31-177	49-202
Passing Yards	16	51
Passes (A-C-I)	5-2-0	18-5-3
Total Net Yards	193	253
Kickoff Ret. (No.-Yds.)	2-53	4-89
Punt Ret. (No.-Yds.)	5-29	4-29
Penalties-Yds.	6-50	3-35
Fumbles-Lost	3-2	0-0

### INDIVIDUAL LEADERS

#### Rushing

WASH — Jackson 13-60, Schloreddt 5-68 (TD), Mitchell 7-15, McKeta 7-18, Fleming 3-13, Wooten 1-6

MINN — Stephens 10-51, Hagberg 11-44, Munsey 8-37 (TD), Dickson 9-30, Rogers 3-10, Mulholland 5-20, Johnson 2-7, Salem 1-3

#### Passing (Att-Comp-Int-Yds-TD)

WASH — Schloreddt 4-2-0-16-0

MINN — Stephens 10-2-3-21-0, Johnson 8-3-0-30-0

#### Receiving

WASH — Jackson 1-12, Wooten 1-4 (TD)

MINN — Rogers 2-5, Hagberg 1-18, Hall 1-15

1961

## ROSE BOWL MINNESOTA 21 UCLA 3

January 1, 1962

The Rose Bowl • Pasadena, Calif.  
Attendance: 98,214

SCOREBOARD	1	2	3	4	F
Minnesota	7	7	0	7	21
UCLA	3	0	0	0	3

### First Quarter

UCLA — Smith 28 FG, 8:40

MINN — Stephens 1 run (Loechler kick), 2:42

### Second Quarter

MINN — Munsey 3 run (Loechler kick), 2:39

### Third Quarter

No scoring

### Fourth Quarter

MINN — Stephens 2 run (Loechler kick), 2:36

### TEAM STATISTICS

STATISTICS	UCLA	MINN
First Downs	8	21
Rush Att.-Yds.	34-55	55-222
Passing Yards	52	75
Passes (A-C-I)	8-5-0	11-7-0
Total Net Yards	107	397
Kickoff Ret. (No.-Yds.)	2-41	2-38
Punt Ret. (No.-Yds.)	1-10	2-10
Penalties-Yds.	1-5	6-70
Fumbles-Lost	2-2	3-2

### INDIVIDUAL LEADERS

#### Rushing

MINN — Stephens 12-46 (2 TD), Dickson 12-45, Munsey 10-41 (TD), Jones 9-31, Cairns 7-38, Mulholland 2-14, King 2-3, Blaska 1-4

UCLA — Alexander 10-48, Smith 10-8, Thompson 6-12, Haffner 5-7, Singleton 3-(-20).

#### Passing (Att-Comp-Int-Yds-TD)

MINN — Stephens 11-7-0-75-0

UCLA — Smith 5-2-0-22-0, Singleton 2-2-0-18-0

Zeno 1-1-0-12-0

#### Receiving

MINN — Cairns 2-24, Deegan 2-23, Dickson 1-12, Hall 1-10, Mulholland 1-6

UCLA — Alexander 3-26, Zeno 1-14, Hauck 1-12

1977

## HALL OF FAME BOWL MARYLAND 17 MINNESOTA 7

December 22, 1977

Legion Field • Birmingham, Ala.  
Attendance: 47,000

SCOREBOARD	1	2	3	4	F
Minnesota	7	0	0	0	7
Maryland	3	14	0	0	17

### First Quarter

MINN — Barber 1 run (Rogind kick), 9:02

MD — Sochko 32 FG, 5:21

### Second Quarter

MD — Scott 2 run (Sochko kick), 7:04

MD — Scott 1 run (Sochko kick), 4:53

### Third Quarter

No scoring

### Fourth Quarter

No scoring

### TEAM STATISTICS

STATISTICS	MINN	MD
First Downs	17	15
Rush Att.-Yds.	55-113	41-120
Passing Yards	155	211
Passes (A-C-I)	26-13-0	23-12-1
Total Net Yards	268	331
Kickoff Ret. (No.-Yds.)	4-70	2-34
Punt Ret. (No.-Yds.)	2-6	2-3
Penalties-Yards	6-54	12-80
Fumbles-Lost	3-2	3-2

### INDIVIDUAL LEADERS

#### Rushing

MINN — Kitzmann 24-76, Avery 12-(-1), Thompson 4-11, Barber 4-7 (TD), Carlson 4-4, Breault 3-(-1), Artis 2-9, White 2-8

MD — Scott 24-75 (2 TD), Manges 6-15, Dick 6-0, Maddox 2-17, Dudish 2-6, Burgess 1-4

#### Passing (Att-Comp-Int-Yds-TD)

MINN — Avery 23-12-0-130-0, Carlson 3-1-0-25-0

MD — Dick 20-12-0-211-0, Manges 3-0-1-0-0

#### Receiving

MINN — Anhorn 5-49, Barber 4-58, Bourquin 2-14, Wydzyszski 1-25, Thompson 1-9

MD — White 8-126, Scott 2-16, Sievers 1-57, Dudish 1-12

# BOWL GAME HISTORY

1985

## INDEPENDENCE BOWL MINNESOTA 20 CLEMSON 3

December 21, 1985

Independence Stadium • Shreveport, La.  
Attendance: 38,214

SCOREBOARD	1	2	3	4	F
Minnesota	3	7	0	10	20
Clemson	0	6	7	0	13

### First Quarter

**MINN** — Lohmiller 22 FG, 9:02

### Second Quarter

**MINN** — Anderson 9 pass from Foggie (Lohmiller kick), 13:28

**CLEM** — Treadwell 39 FG, 9:48

**CLEM** — Treadwell 21 FG, 0:14

### Third Quarter

**CLEM** — Jennings 3 pass from Driver (Treadwell kick), 7:25

### Fourth Quarter

**MINN** — Lohmiller 19 FG, 10:45

**MINN** — Baylor 1 run (Lohmiller kick), 4:56

### TEAM STATISTICS

STATISTICS	MINN	CLEM
First Downs	19	18
Rush Att.-Yds.	55-257	48-211
Passing Yards	123	162
Passes (A-C-I)	21-9-0	29-10-1
Total Net Yards	380	373
Kickoff Ret. (No.-Yds.)	2-38	4-90
Punt Ret. (No.-Yds.)	0-0	1-0
Penalties-Yards	6-50	5-51
Fumbles-Lost	1-1	5-3

### INDIVIDUAL LEADERS

#### Rushing

**MINN** — Foggie 18-60, Baylor 13-98, Puk 15-69, Penn 6-24, Wilson 3-6

**CLEM** — Flowers 27-148, Driver 13-37, Williams 5-12, Anderson 1-7, Johnson 1-5, Roulhac 1-2

#### Passing (Att-Comp-Int-Yds-TD)

**MINN** — Foggie 21-9-0-123-1

**CLEM** — Williams 24-9-1-159-0, Anderson 2-0-0-0-0

Driver 2-1-0-3-1

#### Receiving

**MINN** — Anderson 4-34, Couch 2-41, Otto 2-31,

Hare 1-17

**CLEM** — Williams 5-58, Jennings 3-41 (TD), Roulhac 2-63

1986

## LIBERTY BOWL TENNESSEE 21 MINNESOTA 14

December 29, 1986

Memorial Stadium • Memphis, Tenn.  
Attendance: 51,327

SCOREBOARD	1	2	3	4	F
Minnesota	0	3	8	3	14
Tennessee	7	7	0	7	21

### First Quarter

**TENN** — Clinkscales 18 pass from Francis (Revez kick), 7:47

### Second Quarter

**TENN** — Howard 23 pass from Francis (Revez kick), 5:27

**MINN** — Lohmiller 27 FG, 0:08

### Third Quarter

**MINN** — Foggie 11 run (Thompson run), 6:03

### Fourth Quarter

**MINN** — Lohmiller 25 FG, 13:23

**TENN** — Clinkscales 15 pass from Francis (Revez kick), 11:21

### TEAM STATISTICS

STATISTICS	MINN	TENN
First Downs	20	17
Rush Att.-Yds.	47-238	29-81
Passing Yards	136	243
Passes (A-C-I)	25-10-0	31-22-0
Total Net Yards	374	324
Kickoff Ret. (No.-Yds.)	4-44	3-69
Punt Ret. (No.-Yds.)	3-11	1-(-1)
Penalties-Yards	5-30	5-49
Fumbles-Lost	2-2	4-1

### INDIVIDUAL LEADERS

#### Rushing

**MINN** — Thompson 25-136, Foggie 12-52 (TD), Richardson 5-32, Goetz 3-10, Wilson 2-8

**TENN** — Howard 16-63, Davis 6-22, Francis 4-(-12),

Miller 1-5, Wilson 1-4, Panuska 1-(-1)

#### Passing (Att-Comp-Int-Yds-TD)

**MINN** — Foggie 25-10-0-136-0

**TENN** — Francis 31-22-0-243-3

#### Receiving

**MINN** — Anderson 3-31, Richardson 2-66, Bruce 2-23, Armstrong 1-18, Thompson 1-4, Goetz 1-(-6)

**TENN** — Clinkscales 7-72 (2 TD), Miller 6-72, Davis

4-24, Howard 3-48 (TD), Middlebrooks 1-20, Wilson 1-7

1999

## WELLS FARGO SUN BOWL OREGON 24 MINNESOTA 20

December 31, 1999

Sun Bowl • El Paso, Texas  
Attendance: 48,757

SCOREBOARD	1	2	3	4	F
Minnesota	7	0	6	7	20
Oregon	0	7	10	7	24

### First Quarter

**MINN** — Johnson 1 pass from Cockerham (Nystrom kick), 3:52

### Second Quarter

**ORE** — Harrington 5 run (Villegas kick), 1:11

### Third Quarter

**MINN** — Bruce 38 pass from Cockerham (Nystrom kick failed), 12:42

**ORE** — Harrington 1 run (Villegas kick), 8:04

**ORE** — Villegas 37 FG, 3:11

### Fourth Quarter

**MINN** — Johnson 7 pass from Cockerham (Nystrom kick), 14:56

**ORE** — Howry 10 pass from Harrington (Villegas kick), 1:32

### TEAM STATISTICS

STATISTICS	MINN	ORE
First Downs	19	22
Rush Att.-Yds.	35-96	39-156
Passing Yards	257	232
Passes (A-C-I)	37-19-2	43-20-0
Total Net Yards	353	388
Kickoff Ret. (No.-Yds.)	3-67	4-80
Punt Ret. (No.-Yds.)	3-20	4-40
Penalties-Yards	5-58	4-25
Fumbles-Lost	1-1	2-1

### INDIVIDUAL LEADERS

#### Rushing

**MINN** — Hamner 20-64, Cockerham 12-26, Bruce 2-8,

Henderson 1-(-2)

**ORE** — Droughns 21-95, Ho-Ching 9-56, Harrington 6-(-9)

(2 TD), Tucker 2-10, Brown 1-4

#### Passing (Att-Comp-Int-Yds-TD)

**MINN** — Cockerham 37-19-2-257-3

**ORE** — Harrington 43-20-0-232-1

#### Receiving

**MINN** — Johnson 7-54 (2 TD), Levenson 6-126, Bruce 2-44 (TD), E. Jones 2-26, Hamner 2-7

**ORE** — Hartley 7-113, Howry 3-54 (TD), Droughns 3-(-1), Chance 2-15, Collins 1-17, Cook 1-12, Nwamuo 1-11, Ho-Ching 1-7, Tucker 1-4

2000

**MICRONPC.COM BOWL**  
**N.C. STATE 38**  
**MINNESOTA 30**

December 28, 2000

Pro Player Stadium • Ft. Lauderdale, Fla.

Attendance: 28,359

SCOREBOARD	1	2	3	4	F
Minnesota	21	3	0	6	30
North Carolina State	0	8	17	13	38

**First Quarter**

**MINN** — Redmon 12 run (Nystrom kick), 13:03

**MINN** — Redmon 3 run (Nystrom kick), 4:46

**MINN** — Cole 2 run (Nystrom kick), 0:45

**Second Quarter**

**MINN** — Nystrom 27 FG, 7:31

**NCSU** — Vanderveer 2 pass from Rivers (R. Robinson pass from Rivers), 2:00

**Third Quarter**

**NCSU** — K. Robinson 19 pass from Rivers (Leak pass from Rivers), 12:08

**NCSU** — Passingham 37 FG, 8:00

**NCSU** — R. Robinson 3 run (pass failed), 0:42

**Fourth Quarter**

**MINN** — Nystrom 23 FG, 11:57

**NCSU** — K. Robinson 23 pass from Rivers (pass failed), 11:01

**MINN** — Nystrom 29 FG, 6:46

**NCSU** — R. Robinson 8 run (Passingham kick), 3:16

**TEAM STATISTICS**

STATISTICS	MINN	NCSU
First Downs	31	22
Rush Att.-Yds.	58-300	24-109
Passing Yards	202	310
Passes (A-C-I)	30-16-1	39-24-2
Total Net Yards	502	419
Kickoff Ret. (No.-Yds.)	3-48	7-172
Punt Ret. (No.-Yds.)	2-18	1-23
Penalties-Yards	14-107	7-75
Fumbles-Lost	2-1	2-0

**INDIVIDUAL LEADERS**

**Rushing**

**MINN** — Redmon 42-246 (2 TD), Cole 8-4 (TD), Fitzpatrick 4-10, Mays 1-23, Matthews 1-12, Patterson 1-7

**NCSU** — R. Robinson 15-74 (2 TD), Rivers 3-9, Leak 2-0, K. Robinson 1-19, Jackson 1-11

**Passing (Att-Comp-Int-Yds-TD)**

**MINN** — Cole 29-16-0-202-0

**Abdul-Khaliq** 1-0-1-0-0

**NCSU** — Rivers 39-24-2-310-2

**Receiving**

**MINN** — Keller 5-51, Patterson 4-30, Redmon 3-9, Johnson 2-58, Mays 1-44, Utecht 1-10

**NCSU** — K. Robinson 7-157 (2 TD), R. Robinson 5-36 (2 TD), Leak 4-76, Peterson 4-27, Simmons 2-4, Jackson 1-8, Vanderveer 1-2 (TD)

2002

**MUSIC CITY BOWL**  
**MINNESOTA 29**  
**ARKANSAS 14**

December 30, 2002

The Coliseum • Nashville, Tenn.

Attendance: 39,183

SCOREBOARD	1	2	3	4	F
Arkansas	7	0	0	7	14
Minnesota	6	6	7	10	29

**First Quarter**

**ARK** — Wilson 2 pass from Jones (Carlton kick), 12:03

**MINN** — Nystrom 24 FG, 7:59

**MINN** — Nystrom 45 FG, 4:47

**Second Quarter**

**MINN** — Nystrom 21 FG, 11:57

**MINN** — Nystrom 22 FG, 6:24

**Third Quarter**

**MINN** — Utecht 19 pass from Abdul-Khaliq (Nystrom kick), 2:44

**Fourth Quarter**

**MINN** — Nystrom 29 FG, 11:53

**MINN** — Tapeh 33 run (Nystrom kick), 7:49

**ARK** — Smith 10 pass from Sorahan (Carlton kick), 5:29

**TEAM STATISTICS**

STATISTICS	MINN	ARK
First Downs	19	22
Rush Att.-Yds.	45-162	31-80
Passing Yards	272	208
Passes (A-C-I)	33-18-0	40-18-3
Total Net Yards	434	288
Kickoff Ret. (No.-Yds.)	2-42	8-128
Punt Ret. (No.-Yds.)	4-3	2-15
Penalties-Yards	9-71	6-44
Fumbles-Lost	0-0	2-1

**INDIVIDUAL LEADERS**

**Rushing**

**MINN** — Tapeh 18-100 (TD), Jackson II 17-36, Upchurch 2-17, Abdul-Khaliq 5-8, Fitzpatrick 1-3

**ARK** — Talley 14-33, Jones 7-14, Sorahan 3-4, Pierce 2-14, Cobbs 2-1, Birmingham 1-7

**Passing (Att-Comp-Int-Yds-TD)**

**MINN** — Abdul-Khaliq 32-17-0-222-1

**ARK** — Jones 24-12-2-119-1, Sorahan 15-6-1-89-1

**Receiving**

**MINN** — Utecht 5-77 (TD), Burns 4-88, Tapeh 3-23, Patterson 2-22, Jackson II 2-2, Hosack 1-50, Ellerson 1-10

**ARK** — Wilson 8-111 (TD), Smith 5-65 (TD), Talley 2-20, Hamilton 1-11, Poole 1-3, Pierce 1-(2)

2003

**WELLS FARGO**  
**SUN BOWL**  
**MINNESOTA 31**  
**OREGON 30**

December 31, 2003

Sun Bowl • El Paso, Texas

Attendance: 49,894

SCOREBOARD	1	2	3	4	F
Minnesota	0	14	14	3	31
Oregon	0	17	7	6	30

**First Quarter**

no scoring

**Second Quarter**

**ORE** — Rosario 9 pass from Clemens (Siegel kick), 14:06

**MINN** — Tapeh 1 run (Lloyd kick), 9:50

**ORE** — Parker 18 pass from Clemens (Siegel kick), 8:45

**MINN** — Tapeh 1 run (Lloyd kick), 1:11

**ORE** — Siegel 30 FG, 0:00

**Third Quarter**

**MINN** — Tapeh 6 run (Lloyd kick), 8:28

**ORE** — Parker 40 pass from Clemens (Siegel kick), 3:09

**MINN** — Maroney 22 run (Lloyd kick), 00:14

**Fourth Quarter**

**ORE** — Siegel 32 FG, 9:36

**ORE** — Siegel 47 FG, 4:16

**MINN** — Lloyd 42 FG, 00:23

**TEAM STATISTICS**

STATISTICS	MINN	ORE
First Downs	23	25
Rush Att.-Yds.	55-241	24-77
Passing Yards	172	376
Passes (A-C-I)	21-12-0	44-33-1
Total Net Yards	413	453
Kickoff Ret. (No.-Yds.)	2-47	5-97
Punt Ret. (No.-Yds.)	1-4	0-0
Penalties-Yards	3-19	5-40
Fumbles-Lost	2-1	0-0

**INDIVIDUAL LEADERS**

**Rushing**

**MINN** — Maroney 15-131 (TD), Tapeh 13-40 (3 TD), Barber III 16-37, Abdul-Khaliq 9-29, Wallace 1-6

**ORE** — Whitehead 6-35, Washington 6-28, Clemens 11-14, Rosario 1-0

**Passing (Att-Comp-Int-Yds-TD)**

**MINN** — Abdul-Khaliq 21-12-0-172-0

**ORE** — Clemens 42-32-1-363-3, Fife 1-1-0-13-0

**Receiving**

**MINN** — Hosack 6-107, Patterson 3-33, Tapeh 2-12, Posthumus 1-20

**ORE** — Parker 16-200 (2 TD), Whitehead 5-42, Williams 4-49, Rosario 3-36 (TD), Day 3-31, Clemens 1-13, Floberg 1-5

# BOWL GAME HISTORY

2004

## MUSIC CITY BOWL MINNESOTA 20 ALABAMA 16

December 31, 2004

The Coliseum • Nashville, Tenn.  
Attendance: 66,089

SCOREBOARD	1	2	3	4	F
Alabama	7	7	0	2	16
Minnesota	7	10	3	0	20

### First Quarter

ALA — McClain 2 pass from Pennington (Bostick kick), 14:12

MINN — Lipka 1 fumble recovery (Lloyd kick), 4:21

### Second Quarter

MINN — Barber 5 run (Lloyd kick), 14:57

MINN — Lloyd 27 FG, 8:07

ALA — McClain 1 run (Bostick kick), 2:57

### Third Quarter

MINN — Lloyd 24 FG, 10:16

### Fourth Quarter

ALA — Team safety, 3:11

### TEAM STATISTICS

STATISTICS	ALA	MINN
First Downs	13	23
Rush Att.-Yds.	21-21	72-276
Passing Yards	243	75
Passes (A-C-I)	36-22-0	13-5-2
Total Net Yards	264	351
Kickoff Ret. (No.-Yds.)	5-76	1-14
Punt Ret. (No.-Yds.)	2-10	4-10
Penalties-Yards	4-35	11-84
Fumbles-Lost	2-2	2-1

### INDIVIDUAL LEADERS

#### Rushing

ALA — Brown 1-17, Johns 6-15, McClain 6-7 (TD), Darby 1-1, Prothro 3(-3), Pennington 4(-16)

MINN — Barber III 37-187 (TD), Maroney 29-105, Valentine 2-10, Wallace I(-9), Lloyd I(-15)

#### Passing (Att-Comp-Int-Yds-TD)

ALA — Pennington 36-22-0-243-1

MINN — Cupito 12-5-1-75-0, Barber III 1-0-1-0-0

#### Receiving

ALA — Hall 5-51, Prothro 4-82, Brown 3-56, Caddell 3-21, Knight 2-10, McClain 2-9 (TD), Darby 2-9, Johns 1-5

MINN — Ellerson 3-51, Wallace 2-24

2005

## MUSIC CITY BOWL VIRGINIA 34 MINNESOTA 31

December 30, 2005

The Coliseum • Nashville, Tenn.  
Attendance: 40,519

SCOREBOARD	1	2	3	4	F
Minnesota	14	7	3	7	31
Virginia	7	3	14	10	34

### First Quarter

MINN — Valentine 7 pass from Cupito (Monroe kick), 9:34

MINN — Wheelwright 44 pass from Cupito (Monroe kick), 6:48

UVA — Williams 6 pass from Hagans (Hughes kick), 2:46

### Second Quarter

MINN — Ellerson 57 pass from Cupito (Monroe kick), 6:50

UVA — Hughes 32 FG, 00:00

### Third Quarter

UVA — Lundy 7 run (Hughes kick), 10:26

MINN — Monroe 39 FG, 6:02

UVA — Mines 2 pass from Hagans (Hughes kick), 4:00

### Fourth Quarter

MINN — Ellerson 23 pass from Cupito (Monroe kick), 12:16

UVA — Lundy 2 run (Hughes kick), 8:48

UVA — Hughes 39 FG, 1:08

### TEAM STATISTICS

STATISTICS	MINN	UVA
First Downs	24	20
Rush Att.-Yds.	51-198	30-103
Passing Yards	263	365
Passes (A-C-I)	28-18-1	33-26-1
Total Net Yards	461	468
Kickoff Ret. (No.-Yds.)	4-87	5-75
Punt Ret. (No.-Yds.)	2-13	2-8
Penalties-Yards	6-52	4-30
Fumbles-Lost	1-0	2-1

### INDIVIDUAL LEADERS

#### Rushing

MINN — Maroney 26-109, Russell 22-85, Cupito 2-2, Shevlin 1-2

UVA — Lundy 16-59 (2 TD), Hagans 10-26, Peermann 3-19

#### Passing (Att-Comp-Int-Yds-TD)

MINN — Cupito 28-18-1-263-4

UVA — Hagans 32-25-1-358-2, Olsen 1-1-0-7-0

#### Receiving

MINN — Wheelwright 7-120, (TD) Ellerson 3-80 (2 TD), Spaeth 2-25, Maroney 2-12, Russell 2-11, Posthumus 1-8, Valentine 1-7 (TD)

UVA — Williams 6-88 (TD), Santi 5-128, Byers 5-67, Mines 4-32 (TD), Stupar 3-39, Lundy 2-4, Hagans 1-7,

2006

## INSIGHT BOWL TEXAS TECH 44 MINNESOTA 41

December 29, 2006

Sun Devil Stadium • Tempe, Ariz.  
Attendance: 48,391

SCOREBOARD	1	2	3	4	OT	F
Texas Tech	0	7	7	24	6	44
Minnesota	14	21	3	0	3	41

### First Quarter

MINN — Simmons 2 pass from Cupito (Monroe kick), 9:27

MINN — Pinnix 2 run (Monroe kick), 6:00

### Second Quarter

MINN — Valentine 1 run (Monroe kick), 14:52

MINN — Wheelwright 14 pass from Cupito (Monroe kick), 7:42

TTU — Woods 1 run (Trlica kick), 4:32

MINN — Payne 3 pass from Cupito (Monroe kick), :32

### Third Quarter

MINN — Monroe 20 FG, 7:47

TTU — Filani 43 pass from Harrell (Trlica kick), 4:58

### Fourth Quarter

TTU — Johnson 8 pass from Harrell (Trlica kick), 14:56

TTU — Harrell 1 run (Trlica kick), 7:49

TTU — Woods 1 run (Trlica kick), 2:39

TTU — Trlica 52 FG, :00

### Overtime

MINN — Monroe 32 FG

TTU — Woods 3 run

### TEAM STATISTICS

STATISTICS	TTU	MINN
First Downs	29	25
Rush Att.-Yds.	24-103	47-195
Passing Yards	445	263
Passes (A-C-I)	55-36-1	31-19-1
Total Net Yards	548	458
Kickoff Ret. (No.-Yds.)	5-56	4-103
Punt Ret. (No.-Yds.)	3-37	0-0
Penalties-Yards	4-30	5-23
Fumbles-Lost	2-2	1-0

### INDIVIDUAL LEADERS

#### Rushing

TTU — Woods 19-109 (3 TD), Harrell 5(-6) (TD)

MINN — Pinnix 34-179 (TD), Thomas 6(-21), Payne 1-15, Valentine 2-4, Cupito 4(-24)

#### Passing (Att-Comp-Int-Yds-TD)

TTU — Harrell 55-36-1-445-2

MINN — Cupito 31-19-1-263-3

#### Receiving

TTU — Filani 11-162, Johnson 9-97 (TD), T. Walker 5-68, G. Walker 3-34, Woods 3-19, Morris 2-31, L.A. Reed 1-15, Britton 1-14, Amendola 1-5

MINN — Simmons 7-134 (TD), Wheelwright 4-45 (TD), Payne 3-18 (TD), Decker 2-41, Pinnix 2-14, Reilly 1-11

2008  
**INSIGHT BOWL**  
**KANSAS 42**  
**MINNESOTA 21**

December 31, 2008  
 Sun Devil Stadium • Tempe, Ariz.  
 Attendance: 49,103

SCOREBOARD	1	2	3	4	F
Kansas	14	14	7	7	42
Minnesota	14	0	0	7	21

**First Quarter**

**KU** — Briscoe 60 pass from Reesing (Branstetter kick), 14:49

**MINN** — Hoese 1 run (Monroe kick), 13:18

**MINN** — Hoese 2 run (Monroe kick), 4:48

**KU** — Meier 4 pass from Reesing (Branstetter kick), 0:12

**Second Quarter**

**KU** — Briscoe 6 pass from Reesing (Branstetter kick), 8:49

**KU** — Wilson 4 pass from Reesing (Branstetter kick), 1:07

**Third Quarter**

**KU** — Briscoe 32 pass from Meier (Branstetter kick), 8:03

**Fourth Quarter**

**MINN** — Decker 6 pass from Weber (Monroe kick), 13:01

**KU** — Sharp 2 run (Branstetter kick), 1:33

**TEAM STATISTICS**

STATISTICS	KU	MINN
First Downs	26	20
Rush Att.-Yds.	29-101	38-80
Passing Yards	345	251
Passes (A-C-I)	36-28-1	35-20-0
Total Net Yards	446	331
Kickoff Ret. (No.-Yds.)	1-24	7-195
Punt Ret. (No.-Yds.)	2-15	1-5
Penalties-Yards	4-33	7-41
Fumbles-Lost	0-0	1-1

**INDIVIDUAL LEADERS**

**Rushing**

**KU** — Sharp 16-64 (TD), Reesing 12-38

**MINN** — Weber 12-31, Eskridge 14-26, Salamon 6-7, Stoudermire 1-6, Hoese 4-5 (2 TD), Decker 1-5

**Passing (Att-Comp-Int-Yds-TD)**

**KU** — Reesing 35-27-1-313-4, Meier 1-1-0-32-1

**MINN** — Weber 34-19-0-176-1, Pittman 1-1-0-75-0

**Receiving**

**KU** — Briscoe 14-20 (2 TD), Meier 10-113 (TD), Wilson 2-17 (TD), Biere 1-9, Fields 1-5

**MINN** — Decker 8-149 (TD), Simmons 4-31, Green 2-38, McKnight 2-16, Pittman 2-13, Salamon 1-4, Eskridge 1-0

2009  
**INSIGHT BOWL**  
**IOWA STATE 14**  
**MINNESOTA 13**

December 31, 2009  
 Sun Devil Stadium • Tempe, Ariz.  
 Attendance: 45,090

SCOREBOARD	1	2	3	4	F
Minnesota	3	0	10	0	13
Iowa State	0	14	0	0	14

**First Quarter**

**MINN** — Ellestad 36 field goal, 8:31

**Second Quarter**

**ISU** — Arnaud 9 run (Mahoney kick), 4:35

**ISU** — Williams 38 pass from Arnaud (Mahoney kick), 0:23

**Third Quarter**

**MINN** — Tow-Arnett 23 pass from Weber (Ellestad kick), 5:22

**MINN** — Ellestad 21 field goal, 0:21

**TEAM STATISTICS**

STATISTICS	MINN	ISU
First Downs	21	22
Rush Att.-Yds.	32-122	44-212
Passing Yards	312	216
Passes (A-C-I)	35-20-1	26-19-2
Total Net Yards	434	428
Kickoff Ret. (No.-Yds.)	3-50	4-87
Punt Ret. (No.-Yds.)	0-0	3-34
Penalties-Yards	1-9	8-56
Fumbles-Lost	1-1	2-2

**INDIVIDUAL LEADERS**

**Rushing**

**MINN** — Eskridge 13-43, Whaley 11-42, Gray 3-34, Weber 4-12, Stoudermire 1-1

**ISU** — Robinson 22-137, Arnaud 21-76 (TD)

**Passing (Att-Comp-Int-Yds-TD)**

**MINN** — Weber 32-18-1-261-1, Gray 2-1-0-11-0

**ISU** — Arnaud 26-19-2-216-1

**Receiving**

**MINN** — McKnight 7-124, Stoudermire 3-33, Tow-Arnett 2-47 (TD), Gray 2-37, Bennett 2-13, Theret 1-40, Lair 1-12

**ISU** — Williams 6-83 (TD), Hamilton 4-32, Franklin 3-31, Darks 2-38, Robinson 2-20, Catlett 2-12

2012  
**MEINEKE CAR CARE BOWL**  
**TEXAS TECH 34**  
**MINNESOTA 31**

December 28, 2012  
 Reliant Stadium • Houston, Texas  
 Attendance: 50,386

SCOREBOARD	1	2	3	4	F
Minnesota	10	7	7	7	31
Texas Tech	14	10	0	10	34

**First Quarter**

**MINN** — Wettstein 41 field goal, 8:31

**TTU** — Grant 99 kickoff return (Bustin kick), 8:17

**MINN** — Williams 2 run (Wettstein kick), 5:46

**TTU** — Edwards 13 pass from Brewer (Bustin kick), 4:01

**Second Quarter**

**MINN** — Kirkwood 3 run (Wettstein kick), 14:26

**TTU** — Bustin 28 field goal, 8:36

**TTU** — Doege 4 run (Bustin kick), 0:05

**Third Quarter**

**MINN** — Crawford-Tufts 17 pass from Nelson (Wettstein kick), 12:07

**Fourth Quarter**

**MINN** — Goodger 1 pass from Nelson (Wettstein kick), 13:07

**TTU** — Ward 35 pass from Doege (Bustin kick), 1:10

**TTU** — Bustin 28 field goal, 0:00

**TEAM STATISTICS**

STATISTICS	MINN	TTU
First Downs	23	23
Rush Att.-Yds.	54-249	24-154
Passing Yards	146	284
Passes (A-C-I)	19-8-1	47-32-2
Total Net Yards	368	429
Kickoff Ret. (No.-Yds.)	5-123	3-119
Punt Ret. (No.-Yds.)	2-6	2-18
Penalties-Yards	7-84	13-135
Fumbles-Lost	0-0	1-0

**INDIVIDUAL LEADERS**

**Rushing**

**MINN** — Kirkwood 19-77 (TD), Williams 12-60 (TD), Gray 11-59, Nelson 12-26

**TTU** — Stephens 5-66, Williams 7-45, Doege 5-20 (TD), Foster 4-11, Ward 1-6, Grant 2-(-3)

**Passing (Att-Comp-Int-Yds-TD)**

**MINN** — Nelson 16-7-1-138-2, Gray 3-1-0-8-0

**TTU** — Doege 45-31-2-271-1, Brewer 1-1-0-13-1

**Receiving**

**MINN** — Engel 4-108, Rabe 2-20, Crawford-Tufts 1-17 (TD), Goodger 1-1 (TD)

**TTU** — Moore 11-84, Ward 7-79 (TD), T. Williams 6-46, K. Williams 2-28, Amaro 2-15, Edwards 1-13, (TD), Stephens 1-8, Davis 1-6, Foster 1-5

# BOWL GAME HISTORY

2013

## TEXAS BOWL SYRACUSE 21 MINNESOTA 17

December 27, 2013

Reliant Stadium • Houston, Texas

Attendance: 32,327

### SCOREBOARD

	1	2	3	4	F
Syracuse	0	7	7	7	21
Minnesota	0	3	0	14	17

### Second Quarter

SU — Smith 1 run (Norton kick), 10:04

MINN — Hawthorne 41 field goal, 0:00

### Third Quarter

SU — Hunt 5 run (Norton kick), 2:57

### Fourth Quarter

MINN — M. Williams 20 pass from Leidner (Leidner pass failed), 14:55

MINN — Wolitarsky 55 pass from Leidner (conversion Henry from Leidner), 12:34

SU — Hunt 12 run (Norton kick), 1:14

### TEAM STATISTICS

STATISTICS	SU	MINN
First Downs	23	19
Rush Att.-Yds.	46-208	38-127
Passing Yards	188	223
Passes (A-C-I)	19-29-0	13-30-0
Total Net Yards	396	350
Kickoff Ret. (No.-Yds.)	3-56	3-48
Punt Ret. (No.-Yds.)	4-83	2--2
Penalties-Yards	9-53	8-65
Fumbles-Lost	2-1	2-1

### INDIVIDUAL LEADERS

#### Rushing

MINN — Cobb 18-91, Leidner 13-24, Nelson 2-14, Kirkwood 4-6, Fruechte 1(-8)

SU — Hunt 15-74 (2 TD), Smith 16-74 (TD), Morris 8-33, Gullett 4-16, Estime 1-9, Loeb 1-5, McFarlane 1(-3).

#### Passing (Att-Comp-Int-Yds-TD)

MINN — Leidner 22-11-0-205-2, Nelson 7-2-0-18-0

SU — Hunt 29-19-0-188-0

#### Receiving

MINN — M. Williams 5-76 (TD), Wolitarsky 4-94 (TD), Fruechte 3-41, Cobb 1-12

SU — Estime 5-47, West 5-38, Broyle 4-41, Clark 3-36, Smith 1-18, Gullett 1-8

2014

## CITRUS BOWL MISSOURI 33 MINNESOTA 17

January 1, 2015

Orlando Citrus Bowl • Orlando, Fla.

Attendance: 48,624

### SCOREBOARD

	1	2	3	4	F
Missouri	0	10	9	14	33
Minnesota	7	0	10	0	17

### First Quarter

MINN — R. Williams 20 run (Santoso kick), 5:42

### Second Quarter

MU — Baggett 21 field goal, 6:39

MU — Sasser 25 pass from Mauk (Baggett kick), 1:04

### Third Quarter

MU — Baggett 33 field goal, 13:03

MINN — M. Williams 54 pass from Leidner (Santoso kick), 11:48

MU — Mauk 18 run (pass failed), 9:16

MINN — Santoso 38 field goal, 7:22

### Fourth Quarter

MU — Hansbrough 78 run (Baggett kick), 9:22

MU — Sasser 7 pass from Mauk (Baggett kick), 4:51

### TEAM STATISTICS

STATISTICS	MU	MINN
First Downs	18	19
Rush Att.-Yds.	45-337	33-106
Passing Yards	97	267
Passes (A-C-I)	19-12-2	33-22-0
Total Net Yards	434	373
Kickoff Ret. (No.-Yds.)	1-26	2-68
Punt Ret. (No.-Yds.)	3-8	2-13
Penalties-Yards	2-15	6-45
Fumbles-Lost	0-0	5-3

### INDIVIDUAL LEADERS

#### Rushing

MU — Murphy 12-157, Hansbrough 15-114 (TD), Mauk 11-38 (TD), Brantley 1-19, Witter 2-12, Webb 1-0

MINN — Cobb 21-81, R. Williams 1-20 (TD), Maye 2-15, Leidner 9(-10)

#### Passing (Att-Comp-Int-Yds-TD)

MU — Mauk 19-12-2-97-2

MINN — Leidner 31-21-0-258-1, Cobb 1-1-0-9-0,

Maye 1-0-0-0-0

#### Receiving

MU — Sasser 7-68 (2 TD), Murphy 2-16, Brown 1-14, Culkin 1-1, White 1(-2)

MINN — M. Williams 7-98 (TD), Cobb 4-33, Maye 3-75,

Fruechte 3-14, Plsek 2-13, Edwards 1-21, Leidner 1-9,

Thomas 1-4

2015

## QUICK LANE BOWL MINNESOTA 21 CENTRAL MICHIGAN 14

December 28, 2015

Ford Field • Detroit, Mich.

Attendance: 34,217

### SCOREBOARD

	1	2	3	4	F
Central Michigan	0	7	0	7	14
Minnesota	3	7	3	8	21

### First Quarter

MINN — Santoso 22 field goal, 10:11

### Second Quarter

CMU — Rush 1 run (Eavey kick), 14:55

MINN — Maye 11 pass from Leidner (Santoso kick), 12:43

### Third Quarter

MINN — Santoso 42 field goal, 8:30

### Fourth Quarter

CMU — Ross 13 run (Eavey kick), 11:08

MINN — Leidner 13 run (conversion Maye from Leidner), 4:26

### TEAM STATISTICS

STATISTICS	CMU	MINN
First Downs	17	21
Rush Att.-Yds.	28-104	39-158
Passing Yards	145	223
Passes (A-C-I)	30-15-1	30-24-1
Total Net Yards	249	381
Kickoff Ret. (No.-Yds.)	1-18	1-17
Punt Ret. (No.-Yds.)	1-6	3-28
Penalties-Yards	3-25	1-5
Fumbles-Lost	0-0	0-0

### INDIVIDUAL LEADERS

#### Rushing

CMU — Ross 19-100 (TD), Rice 1-6, Hayes 2-1, Bacci 1-0, Rush 5(-3) (TD)

MINN — Smith 15-74, Brooks 15-65, Leidner 9-19 (TD)

#### Passing (Att-Comp-Int-Yds-TD)

CMU — Rush 29-15-1-145-0

MINN — Leidner 30-24-1-223-1

#### Receiving

CMU — Willis 4-51, Ross 4-28, McCord 2-42, Kroll 2-10, Rice 1-11, Cooper 1-3, Hayes 1-0

MINN — Maye 8-67 (TD), Lingen 5-33, Brooks 4-45, Wolitarsky 3-52, Carter 2-10, Wozniak 1-11, Smith 1-5

2016

**HOLIDAY BOWL**  
**MINNESOTA 17**  
**WASHINGTON STATE 12**

December 27, 2016

Qualcomm Stadium • San Diego, Calif.  
Attendance: 48,704

SCOREBOARD	1	2	3	4	F
Minnesota	0	3	7	7	17
Washington State	3	3	0	6	12

**First Quarter**

WSU — Powell 26 field goal, 6:23

**Second Quarter**

MINN — Carpenter 43 field goal, 7:26

WSU — Powell 41 field goal, 0:33

**Third Quarter**

MINN — Brooks 13 pass from Leidner (Carpenter kick), 3:23

**Fourth Quarter**

MINN — R. Smith 9 run (Carpenter kick), 2:06

WSU — Sweet 8 pass from Falk (Falk pass failed), 0:19

**TEAM STATISTICS**

STATISTICS	MINN	WSU
First Downs	17	16
Rush Att.-Yds.	41-150	23-39
Passing Yards	129	264
Passes (A-C-I)	20-11-0	51-30-1
Total Net Yards	279	303
Kickoff Ret. (No.-Yds.)	3-77	3-48
Punt Ret. (No.-Yds.)	2-3	2-4
Penalties-Yards	10-65	7-56
Fumbles-Lost	1-1	0-0

**INDIVIDUAL LEADERS**

**Rushing**

MINN — Smith 17-74 (TD), Brooks 13-51, Leidner 10-26

WSU — Wicks 5-26, Morrow 5-13, Williams 4-12, Falk 9-(-12)

**Passing (Att-Comp-Int-Yds-TD)**

MINN — Leidner 20-11-0-129-1

WSU — Falk 51-30-1-264-1

**Receiving**

MINN — Wolitarsky 5-73, Still 2-38, Brooks 2-10 (TD),

Smith 1-1

WSU — Lewis 6-86, Sweet 4-33 (TD), Marks 4-27, Morrow

4-20, Dimry 3-33, Martin 3-20, Thompson 2-10, Johnson-Mack

2-2, Williams 1-29, Wicks 1-4

2018

**QUICK LANE BOWL**  
**MINNESOTA 34**  
**GEORGIA TECH 10**

December 26, 2018

Ford Field • Detroit, Mich.  
Attendance: 27,228

SCOREBOARD	1	2	3	4	F
Minnesota	10	3	7	14	34
Georgia Tech	0	3	7	0	10

**First Quarter**

MINN — Carpenter 31 field goal, 9:42

MINN — Johnson 18 pass from Morgan (Carpenter kick) 4:14

**Second Quarter**

MINN — Carpenter 27 field goal, 11:57

GT — Wells 44 field goal, 0:00

**Third Quarter**

MINN — Ibrahim 3 run (Carpenter kick), 8:24

GT — Cottrell 20 run (Wells kick) 0:55

**Fourth Quarter**

MINN — Ibrahim 1 run (Carpenter kick) 12:07

MINN — Johnson 30 pass from Morgan (Carpenter kick) 6:19

**TEAM STATISTICS**

STATISTICS	MINN	GT
First Downs	19	14
Rush Att.-Yds.	43-260	44-206
Passing Yards	132	77
Passes (A-C-I)	13-7-0	12-5-0
Total Net Yards	392	283
Kickoff Ret. (No.-Yds.)	0-0	5-115
Punt Ret. (No.-Yds.)	0-0	0-0
Penalties-Yards	4-30	3-30
Fumbles-Lost	0-0	1-1

**INDIVIDUAL LEADERS**

**Rushing**

MINN — Ibrahim 31-224 (2 TD), Green 5-31, Morgan 3-3,

Femi-Cole 1-2, Williams 1-2

GT — Marshall 22-75, Oliver 9-69, Cottrell 3-36 (TD),

Mason 5-19, Howard 2-3, Lynch 1-3, Searcy 2-1

**Passing (Att-Comp-Int-Yds-TD)**

MINN — Morgan 13-7-0-132-2

GT — Marshall 9-4-0-76-0, Oliver 3-1-0-1-0

**Receiving**

MINN — Johnson 4-57 (2 TD), Bateman 2-34, Autman-Bell

1-41

GT — Camp 3-25, Searcy 1-51, Howard 1-1

2019

**OUTBACK BOWL**  
**MINNESOTA 31**  
**AUBURN 24**

January 1, 2020

Raymond James • Tampa, Fla.  
Attendance: 45,652

SCOREBOARD	1	2	3	4	F
Minnesota	10	14	0	7	31
Auburn	10	7	7	0	24

**First Quarter**

AU — Carlson 24 field goal, 12:17

MINN — Lantz 40 field goal, 6:36

AU — Igbinoehene 96 kickoff return (Carlson kick), 6:23

MINN — Ibrahim 16 run (Lantz kick), 4:05

**Second Quarter**

MINN — Witham 1 pass from Green (Lantz kick), 7:09

AU — Cannella 37 pass from Nix (Carlson kick), 4:15

MINN — Johnson 2 pass from Morgan (Lantz kick), 0:32

**Third Quarter**

AU — Whitlow 3 run (Carlson kick), 5:04

**Fourth Quarter**

MINN — Johnson 73 pass from Morgan (Lantz kick), 10:26

**TEAM STATISTICS**

STATISTICS	MINN	AU
First Downs	23	13
Rush Att.-Yds.	45-215	26-56
Passing Yards	279	176
Passes (A-C-I)	30-21-1	27-17-0
Total Net Yards	494	232
Kickoff Ret. (No.-Yds.)	0-0	5-118
Punt Ret. (No.-Yds.)	1-1	2-4
Penalties-Yards	5-41	3-20
Fumbles-Lost	1-0	2-1

**INDIVIDUAL LEADERS**

**Rushing**

MINN — Ibrahim 20-140 (TD), R. Smith 16-69, Green 3-7,

Morgan 3-2

AU — Whitlow 9-24, Williams 5-13, Nix 6-12, Shivers 3-9,

Nigh 1-2, Martin 1-1, Joiner 1-(-5)

**Passing (Att-Comp-Int-Yds-TD)**

MINN — Morgan 29-19-1-278-2, Green 1-1-0-1-1

AU — Nix 26-17-0-176-1, Siposs 1-0-0-0-0

**Receiving**

MINN — Johnson 12-204 (2 TD), Bateman 3-49, Witham

2-12, R. Smith 1-8, Autman-Bell 1-7, Spann-Ford 1-(-1)

AU — Schwartz 6-49, Cannella 1-37, Williams 4-29, Nigh

1-24, Hastings 2-14, Willaon 2-12, Stove 1-11



# BOWL GAME HISTORY

2021

## GUARANTEED RATE BOWL

MINNESOTA 18

WEST VIRGINIA 6

December, 28, 2021

Chase Field • Phoenix, Ariz.

Attendance: 21,220

SCOREBOARD	1	2	3	4	F
West Virginia	0	6	0	0	6
Minnesota	0	15	3	0	18

### First Quarter

No scoring

### Second Quarter

MINN — Faalele 2 run (B. Annexstad run), 14:19

WVU — Doege 1 run (conversion failed), 8:48

MINN — Thomas 5 run (Trickett kick), 2:14

### Third Quarter

MINN — Trickett 49 field goal, 5:53

### Fourth Quarter

No scoring

### TEAM STATISTICS

STATISTICS	WVU	MINN
First Downs	15	17
Rush Att.-Yds.	27-66	51-249
Passing Yards	140	109
Passes (A-C-I)	31-18-1	13-8-1
Total Net Yards	206	358
Kickoff Ret. (No.-Yds.)	2-21	1-16
Punt Ret. (No.-Yds.)	1--2	0-0
Penalties-Yards	4-20	3-27
Fumbles-Lost	2-0	1-1

### INDIVIDUAL LEADERS

#### Rushing

MINN — Thomas 21-144 (TD), Irving 19-129, Faalele

1-2 (TD), Morgan 5-(-15)

WVU — Mathis 13-56, Johnson 5-35, Doege 8-(-22)

#### Passing (Att-Comp-Int-Yds-TD)

MINN — Morgan 13-8-1-109-0

WVU — Doege 31-18-1-140-0

#### Receiving

MINN — Wright 2-58, Jackson 3-19, Autman-Bell 1-16,

LeCaptain 1-11, Brown-Stephens 1-5

WVU — James 3-40, Smith 4-38, Mathis 5-24, Wright

3-16, Ford-Wheaton 2-15, Ryan 1-7, Johnson 0-0

2022

## PINSTRIPED BOWL

MINNESOTA 28

SYRACUSE 20

December, 29, 2022

Yankee Stadium • Bronx, N.Y.

Attendance: 31,131

SCOREBOARD	1	2	3	4	F
Syracuse	0	7	6	7	20
Minnesota	0	14	14	0	28

### First Quarter

No scoring

### Second Quarter

MINN — Ibrahim 4 run (Trickett kick), 13:39

MINN — Jackson 20 pass from Morgan (Trickett kick), 6:39

SU — Shrader 1 rush (Szmyt kick), 0:08

### Third Quarter

SU — Szmyt 40 field goal, 10:26

MINN — Bryson 70 interception return (Trickett kick), 7:22

SU — Szmyt 38 field goal, 1:38

MINN — Jackson 25 pass from Morgan (Trickett kick), 0:35

### Fourth Quarter

SU — Shrader 8 rush (Szmyt kick), 2:30

### TEAM STATISTICS

STATISTICS	SU	MINN
First Downs	27	14
Rush Att.-Yds.	34-147	33-77
Passing Yards	330	138
Passes (A-C-I)	51-32-1	16-11-0
Total Net Yards	477	215
Kickoff Ret. (No.-Yds.)	3-71	3-118
Punt Ret. (No.-Yds.)	2-26	0-0
Penalties-Yards	6-42	2-20
Fumbles-Lost	1-0	1-0

### INDIVIDUAL LEADERS

#### Rushing

MINN — Ibrahim 16-71 (TD), Potts 9-27, B. Williams

2-6, Morgan 2-(-8), A. Kaliakmanis 2-(-11)

SU — Allen 15-94, Shrader 14-38 (2 TD), Pena 2-8,

Price 3-7

#### Passing (Att-Comp-Int-Yds-TD)

MINN — A. Kaliakmanis 9-7-0-80-0, Morgan 7-4-

0-58-2

SU — Shrader 51-32-1-330-0

#### Receiving

MINN — Jackson 4-73 (2 TD), Brockington 2-27, Spann-

Ford 2-16, Wright 2-14, B. Williams 1-8

SU — Allen 11-60, Cooper 7-114, Gadsden II 7-78,

Alford 3-57, Pena 3-12, Adams 1-9

**RUSHING**

**RUSHING ATTEMPTS**

**Minnesota**

- 42 Tellis Redmon vs. N.C. State (2000 MicronPC.com)
- 37 Marion Barber III vs. Alabama (2004 Music City)
- 31 Mohamed Ibrahim vs. Ga. Tech (2018 Quick Lane)
- 31 Amir Pinnix vs. Texas Tech (2006 Insight)
- 29 Laurence Maroney vs. Alabama (2004 Music City)

**Opponent**

- 27 Kenny Flowers, Clemson (1985 Independence)
- 24 George Scott, Maryland (1977 Hall of Fame)
- 22 Alexander Robinson, Iowa State (2009 Insight)
- 21 Austen Arnaud, Iowa State (2009 Insight)
- 21 Reuben Droughns, Oregon (1999 Sun)

**RUSHING YARDS**

**Minnesota**

- 246 Tellis Redmon vs. N.C. State (2000 MicronPC.com)
  - 224 Mohamed Ibrahim vs. Ga. Tech (2018 Quick Lane)
  - 187 Marion Barber III vs. Alabama (2004 Music City)
  - 179 Amir Pinnix vs. Texas Tech (2006 Insight)
  - 144 Ky Thomas vs. West Virginia (2021 Guaranteed Rate)
- Opponent**
- 157 Marcus Murphy, Missouri (2015 Citrus)
  - 148 Kenny Flowers, Clemson (1985 Independence)
  - 137 Alexander Robinson, Iowa State (2009 Insight)
  - 114 Russell Hansbrough, Missouri (2015 Citrus)
  - 109 Shannon Woods, Texas Tech (2006 Insight)

**RUSHING TOUCHDOWNS**

**Minnesota**

- 3 Thomas Tapeh vs. Oregon (2003 Sun)
- 2 Mohamed Ibrahim vs. Ga. Tech (2018 Quick Lane)
- 2 Jon Hoese vs. Kansas (2008 Insight)
- 2 Tellis Redmon vs. N.C. State (2000 MicronPC.com)
- 2 Sandy Stephens vs. UCLA (1962 Rose)

**Opponent**

- 2 Shannon Woods, Texas Tech (2006 Insight)
- 2 Garrett Shrader, Syracuse (2022 Pinstripe)
- 2 Terrel Hunt, Syracuse (2013 Texas)
- 2 Wali Lundy, Virginia (2005 Music City)
- 2 Joey Harrington, Oregon (1999 Sun)
- 2 George Scott, Maryland (1977 Hall of Fame)

**YARDS PER CARRY (MIN. 5 CARRIES)**

**Minnesota**

- 8.7 Laurence Maroney vs. Oregon (15 carries-131 yards) (2003 Sun)
- 7.5 Valdez Baylor vs. Clemson (13-98) (1985 Independence)
- 7.2 Mohamed Ibrahim vs. Georgia Tech (31-224) (2018 Quick Lane)
- 7.0 Mohamed Ibrahim vs. Auburn (20-140) (2020 Outback)
- 6.9 Ky Thomas vs. West Virginia (21-144) (2021 Guaranteed Rate)

**Opponent**

- 13.6 Bob Schloredt, Washington (5-68) (1961 Rose)
- 13.2 Eric Stephens, Texas Tech (5-66) (2012 Meineke)
- 13.1 Marcus Murphy, Missouri (12-157) (2015 Citrus)
- 7.7 Tobias Oliver, Georgia Tech (9-69) (2018 Quick Lane)
- 7.6 Russell Hansbrough, Missouri (15-114) (2015 Citrus)

**PASSING**

**PASSES ATTEMPTED**

**Minnesota**

- 37 Billy Cockerham vs. Oregon (1999 Sun)
- 34 Adam Weber vs. Kansas (2008 Insight)
- 32 Adam Weber vs. Iowa State (2009 Insight)
- 32 Asad Abdul-Khaliq vs. Arkansas (2002 Music City)
- 31 Mitch Leidner vs. Missouri (2015 Citrus)
- 31 Bryan Cupito vs. Texas Tech (2006 Insight)

**Opponent**

- 55 Graham Harrell, Texas Tech (2006 Insight)
- 51 Garrett Shrader, Syracuse (2022 Pinstripe)
- 51 Luke Falk, Washington State (2016 Holiday)
- 45 Seth Doege, Texas Tech (2012 Meineke)
- 43 Joey Harrington, Oregon (1999 Sun)

**PASSES COMPLETED**

**Minnesota**

- 24 Mitch Leidner vs. Central Mich. (2015 Quick Lane)
- 21 Mitch Leidner vs. Missouri (2015 Citrus)
- 19 Tanner Morgan vs. vs. Auburn (2020 Outback)
- 19 Adam Weber vs. Kansas (2008 Insight)
- 19 Bryan Cupito vs. Texas Tech (2006 Insight)
- 19 Billy Cockerham vs. Oregon (1999 Sun)

**Opponent**

- 36 Graham Harrell, Texas Tech (2006 Insight)
- 32 Garrett Shrader, Syracuse (2022 Pinstripe)
- 32 Kellen Clemens, Oregon (2003 Sun)
- 31 Seth Doege, Texas Tech (2012 Meineke)
- 30 Luke Falk, Washington State (2016 Holiday)

**TOUCHDOWN PASSES**

**Minnesota**

- 4 Bryan Cupito vs. Virginia (2005 Music City)
- 3 Bryan Cupito vs. Texas Tech (2006 Insight Bowl)
- 3 Billy Cockerham vs. Oregon (1999 Sun)
- 2 Tanner Morgan vs. Syracuse (2022 Pinstripe)
- 2 Tanner Morgan vs. Auburn (2020 Outback)
- 2 Tanner Morgan vs. Georgia Tech (2018 Quick Lane)
- 2 Mitch Leidner vs. Syracuse (2013 Texas)
- 2 Phillip Nelson vs. Texas Tech (2012 Meineke)

**Opponent**

- 4 Todd Reesing, Kansas (2008 Insight)
- 3 Jeff Francis, Tennessee (1986 Liberty)
- 3 Kellen Clemens, Oregon (2003 Sun)
- 2 Done 4x, MR: Maty Mauk, Missouri (2015 Citrus)

**PASSING YARDS**

**Minnesota**

- 278 Tanner Morgan vs. vs. Auburn (2020 Outback)
- 263 Bryan Cupito vs. Texas Tech (2006 Insight)
- 263 Bryan Cupito vs. Virginia (2005 Music City)
- 261 Adam Weber vs. Iowa State (2009 Insight)
- 258 Mitch Leidner vs. Missouri (2015 Citrus)

**Opponent**

- 445 Graham Harrell, Texas Tech (2006 Insight)
- 363 Kellen Clemens, Oregon (2003 Sun)
- 358 Marques Hagans, Virginia (2005 Music City)
- 330 Garrett Shrader, Syracuse (2022 Pinstripe)
- 313 Todd Reesing, Kansas (2008 Insight)

**PASSING YARDS PER COMPLETION**

**(MIN. 5 COMP.)**

**Minnesota**

- 19.7 Phillip Nelson (7 comp-138 yds.) vs. Texas Tech (2012 Meineke)
- 18.9 Tanner Morgan (7-132) vs. Georgia Tech (2018 Quick Lane)
- 18.6 Mitch Leidner (11-205) vs. Syracuse (2013 Texas)

- 15.0 Bryan Cupito (5-75) vs. Alabama (2004 Music City)
- 14.6 Tanner Morgan (19-278) vs. Auburn (2020 Outback)

**Opponent**

- 17.7 Rodney Williams (9-159), Clemson (1985 Independence)
- 17.6 Larry Dick (12-211), Maryland (1977 Hall of Fame)
- 14.8 Ryan Sorahan (6-89), Arkansas (2002 Music City)
- 14.3 Marques Hagans (25-358), Virginia (2005 Music City)
- 12.9 Philip Rivers (24-310), N.C. State (2000 MicronPC.com)

**PASSING YARDS PER ATTEMPT (MIN. 5 ATT.)**

**Minnesota**

- 10.2 Tanner Morgan (13 att.-132 yds.) vs. Georgia Tech (2018 Quick Lane)
- 9.6 Tanner Morgan (29-278) vs. Auburn (2020 Outback)
- 9.4 Bryan Cupito (28-263) vs. Virginia (2005 Music City)
- 9.3 Mitch Leidner (22-205) vs. Syracuse (2013 Texas)
- 8.9 Athan Kaliakmanis (9-80) vs. Syracuse (2022 Pinstripe)

**Opponent**

- 11.2 Marques Hagans (32-358), Virginia (2005 Music City)
- 10.6 Larry Dick (20-211), Maryland (1977 Hall of Fame)
- 8.9 Todd Reesing (35-313), Kansas (2008 Insight)
- 8.6 Kellen Clemens (42-363), Oregon (2003 Sun)
- 8.4 TaQuon Marshall (9-76), Georgia Tech (2018 Quick Lane)

**INTERCEPTIONS THROWN**

**Minnesota**

- 3 Sandy Stephens vs. Washington (1961 Rose)
- 2 Billy Cockerham vs. Oregon (1999 Sun)
- 1 Done 10x, MR: Tanner Morgan vs. West Virginia (2021 Guaranteed Rate)

**Opponent**

- 2 Maty Mauk, Missouri (2015 Citrus)
- 2 Seth Doege, Texas Tech (2012 Meineke)
- 2 Austen Arnaud, Iowa State (2009 Insight)
- 2 Matt Jones, Arkansas (2002 Music City)
- 2 Philip Rivers, N.C. State (2000 MicronPC.com)

**COMPLETION PERCENTAGE (MIN 5 ATT.)**

**Minnesota**

- 800 Mitch Leidner (24-30) vs. Central Michigan (2015 Quick Lane)
  - .778 Athan Kaliakmanis (7-9) vs. Syracuse (2022 Pinstripe)
  - .677 Mitch Leidner (21-31) vs. Missouri (2015 Citrus)
  - .655 Tanner Morgan (19-29) vs. Auburn (2020 Outback)
  - .643 Bryan Cupito (18-28) vs. Virginia (2005 Music City)
- Opponent**
- .781 Marques Hagans (25-32), Virginia (2005 Music City)
  - .771 Todd Reesing (25-37), Kansas (2008 Insight)
  - .762 Kellen Clemens (32-42), Oregon (2003 Sun)
  - .731 Austen Arnaud (19-26), Iowa State (2009 Insight)
  - .710 Jeff Francis (22-31), Tennessee (1986 Liberty)

**QB RATING (A-C-I-YD-TO; MIN 5 ATT.)**

**Minnesota**

- 221.03 Tanner Morgan (7-4-0-58-2) vs. Syracuse (2022 Pinstripe)
- 189.91 Tanner Morgan (13-7-0-132-2) vs. Georgia Tech (2018 Quick Lane)
- 183.19 Bryan Cupito (28-18-1-263-4) vs. Virginia (2005 Music City)

# BOWL GAME RECORDS

- 161.90 Tanner Morgan (29-19-1-278-2)  
vs. Auburn (2020 Outback)  
158.27 Mitch Leidner (22-11-0-205-2)  
vs. Syracuse (2013 Texas)

## Opponent

- 186.48 Marques Hagans (32-25-1-358-2),  
Virginia (2005 Music City)  
184.26 Todd Reesing (35-27-1-313-4),  
Kansas (2008 Insight)  
168.75 Jeff Francis (31-22-0-243-3),  
Tennessee (1986 Liberty)  
167.60 Kellen Clemens (42-32-1-363-3),  
Oregon (2003 Sun)  
148.62 Larry Dick (20-12-0-211-0),  
Maryland (1977 Hall of Fame)

## RECEIVING

### RECEPTIONS

#### Minnesota

- 12 Tyler Johnson vs. vs. Auburn (2020 Outback)  
8 KJ Maye vs. Central Michigan (2015 Quick Lane)  
8 Eric Decker vs. Kansas (2008 Insight)  
7 Maxx Williams vs. Missouri (2015 Citrus)  
7 Da'Jon McKnight vs. Iowa State (2009 Insight)  
7 Jack Simmons vs. Texas Tech (2006 Insight)  
7 Ernie Wheelwright vs. Virginia (2005 Music City)  
7 Ron Johnson vs. Oregon (1999 Sun)

#### Opponent

- 16 Samie Parker, Oregon (2003 Sun)  
14 Dezmon Briscoe, Kansas (2008 Insight)  
11 LeQuint Allen, Syracuse (2022 PinStripe)  
11 Darrin Moore, Texas Tech (2012 Meineke)  
11 Joel Filani, Texas Tech (2006 Insight)

### RECEIVING YARDS

#### Minnesota

- 204 Tyler Johnson vs. Auburn (2020 Outback)  
149 Eric Decker vs. Kansas (2008 Insight)  
134 Jack Simmons vs. Texas Tech (2006 Insight)  
126 Luke Levenson vs. Oregon (1999 Sun)  
124 Da'Jon McKnight vs. Iowa State (2009 Insight)

#### Opponent

- 201 Dezmon Briscoe, Kansas (2008 Insight)  
200 Samie Parker, Oregon (2003 Sun)  
162 Joel Filani, Texas Tech (2006 Insight)  
157 Koren Robinson, N.C. State (2000 MicronPC.com)  
128 Tom Santi, Virginia (2005 Music City)

### RECEIVING YARDS PER CATCH (MIN. 3 REC.)

#### Minnesota

- 27.0 Derrick Engel (4-108) vs. Texas Tech (2012 Meineke)  
26.7 Jared Ellerson (3-80) vs. Virginia (2005 Music City)  
25.0 KJ Maye (3-75) vs. Missouri (2015 Citrus)  
23.5 Drew Wolitarsky (4-94) vs. Syracuse (2013 Texas)  
22.0 Antoine Burns (4-88) vs. Arkansas (2002 Music City)

#### Opponent

- 25.6 Tom Santi (5-128), Virginia (2005 Music City)  
22.4 Koren Robinson (7-157), N.C. State  
(2000 MicronPC.com)  
20.5 Tyrone Prothro (4-82), Alabama (2004 Music City)  
19.0 Damien Alford (3-57), Syracuse (2022 PinStripe)  
19.0 Eric Leak (4-76), N.C. State (2000 MicronPC.com)

### TOUCHDOWN RECEPTIONS

#### Minnesota

- 2 Daniel Jackson vs. Syracuse (2022 PinStripe)  
2 Tyler Johnson vs. Auburn (2020 Outback)  
2 Tyler Johnson vs. Georgia Tech (2018 Quick Lane)  
2 Jared Ellerson vs. Virginia (2005 Music City)

- 2 Ron Johnson vs. Oregon (1999 Sun)

#### Opponent

- 3 Dezmon Briscoe, Kansas (2008 Insight)  
2 Bud Sasser, Missouri (2015 Citrus)  
2 Samie Parker, Oregon (2003 Sun)  
2 Koren Robinson, N.C. State (2000 MicronPC.com)  
2 Joey Clinkscales, Tennessee (1986 Liberty)

## TOTAL OFFENSE

#### Minnesota

- 283 Billy Cockerham (257p, 26r) vs. Oregon (1999 Sun)  
280 Tanner Morgan (278p, 2r) vs. Auburn (2020 Outback)  
273 Adam Weber (261p, 12r) vs. Iowa State (2009 Insight)  
265 Bryan Cupito (263p, 2r) vs. Virginia (2005 Music City)  
248 Mitch Leidner (258p, -10r) vs. Missouri (2015 Citrus)

#### Opponent

- 439 Graham Harell (445p, -6r), Texas Tech (2006 Insight)  
384 Marques Hagans (358p, 26r), Virginia  
(2005 Music City)  
377 Kellen Clemens (363p, 14r), Oregon (2003 Sun)  
368 Garrett Shrader (330p, 38r), Syracuse (2022 PinStripe)  
351 Todd Reesing (313p, 38r), Kansas (2008 Insight)

## ALL-PURPOSE

### ALL-PURPOSE YARDS

#### Minnesota

- 279 Tellis Redmon (246r, 18pr, 9e, 6kr)  
vs. N.C. State (2000 MicronPC.com)  
224 Mohamed Ibrahim (224r)  
vs. Georgia Tech (2018 Quick Lane)  
204 Tyler Johnson (204re) vs. Auburn (2020 Outback)  
197 Marion Barber III (187r, 10pr)  
vs. Alabama (2004 Music City)

- 193 Amir Pinnix (179r, 14re) vs. Texas Tech (2006 Insight)

#### Opponent

- 327 Koren Robinson (157re, 151kr, 19ru),  
N.C. State (2000 MicronPC.com)  
225 Dezmon Briscoe (201re, 24kr), Kansas (2008 Insight)  
207 Marcus Murphy (157r, 16re, 26kr, 8pr),  
Missouri (2015 Citrus)  
200 Samie Parker (200re), Oregon (2003 Sun)  
194 Brisley Estime (82pr, 56kr, 47re, 9ru),  
Syracuse (2013 Texas)

## SCORING

### POINTS SCORED

#### Minnesota

- 18 Thomas Tapeh vs. Oregon (2003 Sun)  
17 Dan Nystrom vs. Arkansas (2002 Music City)  
12 Done 10x, MR: Daniel Jackson vs. Syracuse  
(2022 PinStripe)

#### Opponent

- 18 Dezmon Briscoe, Kansas (2008 Insight)  
12 Shannon Woods, Texas Tech (2006 Insight)  
12 Done 8x, MR: Garrett Shrader, Syracuse  
(2022 PinStripe)

## DEFENSE

### MOST TACKLES

#### Minnesota

- 18 Tyrone Carter vs. Oregon (1999 Sun)  
15 Kim Royston vs. Iowa State (2009 Insight)  
14 Cedric Thompson vs. Syracuse (2013 Texas)  
14 Bruce Holmes vs. Clemson (1985 Independence)  
12 Delvin Jones vs. Oregon (1999 Sun)

#### Opponent

- 16 Peter Sirmo, Oregon (1999 Sun)

- 14 D.J. Johnson, Texas Tech (2012 Meineke)  
14 Mike Rivera, Kansas (2008 Insight)  
14 Kai Parham, Virginia (2005 Music City)  
14 Roman Harper, Alabama (2004 Music City)

### MOST TACKLES FOR LOSS

#### Minnesota

- 3.0 Jon Leverenz vs. Tennessee (1986 Liberty)  
2.0 Done 12x, MR: Ezezi Otomewo vs. West Virginia  
(2021 Guaranteed Rate)

#### Opponent

- 4.0 Markus Golden, Missouri (2015 Citrus)  
4.0 James Holt, Kansas (2008 Insight)  
4.0 Charles Johnson, Maryland (1977 Hall of Fame)  
3.0 Shane Riggs, N.C. State (2000 MicronPC.com)  
3.0 Garrett Sabol, Oregon (1999 Sun)  
3.0 Saul Patu, Oregon (1999 Sun)

### MOST SACKS

#### Minnesota

- 2.0 Ezezi Otomewo vs. West Virginia  
(2021 Guaranteed Rate)  
2.0 De'Vondre Campbell vs. Central Michigan  
(2015 Quick Lane)  
2.0 Cedric McKinley vs. Kansas (2008 Insight)  
2.0 Mark Losli vs. Arkansas (2002 Music City)  
1.0 Done 31x, MR: Jay Joyner, Boye Mafe, Tyler  
Nubin vs. West Virginia (2021 Guaranteed Rate)

#### Opponent

- 3.0 James Holt, Kansas (2008 Insight)  
2.0 Dietrich Moore, Oregon (1999 Sun)  
2.0 Matt Smith, Oregon (1999 Sun)  
1.5 Markus Golden, Missouri (2015 Citrus)  
1.5 Dennell Wesley, Texas Tech (2012 Meineke)

### MOST INTERCEPTIONS

#### Minnesota

- 2 Michael Carter vs. Texas Tech (2012 Meineke)  
2 Kyle Theret vs. Iowa State (2009 Insight)  
2 Mike Lehan vs. Arkansas (2002 Music City)  
1 Done 15x, MR: Coleman Bryson vs. Syracuse  
(2022 PinStripe)

#### Opponent

- 1 Done 16x, MR: Charles Woods, West Virginia  
(2021 Guaranteed Rate)

### MOST PASS BREAKUPS

#### Minnesota

- 2 Done 8x, MR: Jordan Howden vs. West Virginia  
(2021 Guaranteed Rate)

#### Opponent

- 4 Marcus Hamilton, Virginia (2005 Music City)  
3 Aarion Penton, Missouri (2015 Citrus)  
3 Brian Williams, N.C. State (2000 MicronPC.com)  
2 Done 7x, MR: Brandon Reddish, Syracuse (2013 Texas)

### MOST FORCED FUMBLES

#### Minnesota

- 1 Done 17x, MR: Justin Walley vs. Syracuse  
(2022 PinStripe)

#### Opponent

- 2 Charles Johnson, Maryland (1977 Hall of Fame Bowl)  
1 Done 12x, MR: Tajih Alston, West Virginia  
(2021 Guaranteed Rate)

## SPECIAL TEAMS

### MOST EXTRA POINTS MADE

#### Minnesota

- 5 Joel Monroe vs. Texas Tech (2006 Insight Bowl)

# BOWL GAME RECORDS

4 Done 6x, MR: Matthew Trickett vs. Syracuse (2022 Pinstripe)

## Opponent

- 6 Jason Branstetter, Kansas (2008 Insight)
- 5 Alex Trlica, Texas Tech (2006 Insight)
- 4 Ryan Bustin, Texas Tech (2012 Meineke)
- 4 Connor Hughes, Virginia (2005 Music City)
- 3 Done 5x, MR: Andrew Baggett, Missouri (2015 Citrus)

## MOST FIELD GOALS MADE

### Minnesota

- 5 Dan Nystrom vs. Arkansas (2002 Music City)
- 3 Dan Nystrom vs. N.C. State (2000 MicronPC.com)
- 2 Done 7x, MR: Emmit Carpenter vs. Georgia Tech (2018 Quick Lane)

### Opponent

- 2 Andre Szymt, Syracuse (2022 Pinstripe)
- 2 Erik Powell, Washington State (2016 Holiday)
- 2 Andrew Baggett, Missouri (2015 Citrus)
- 2 Ryan Bustin, Texas Tech (2012 Meineke)
- 2 Connor Hughes, Virginia (2005 Music City)
- 2 David Treadwell, Clemson (1985 Independence)

## MOST PUNTS

### Minnesota

- 9 Terrence Simmons vs. Maryland (1977 Hall of Fame Bowl)
- 7 Ryan Santoso vs. Washington State (2016 Holiday)
- 7 Ryan Rindels vs. Oregon (1999 Sun)
- 6 Mark Crawford vs. Syracuse (2022 Pinstripe)
- 6 Peter Mortell vs. Syracuse (2013 Texas)
- 6 Adam Kelly vs. Clemson (1985 Independence)
- 6 Sandy Stephens vs. Washington (1961 Rose)

### Opponent

- 8 Kurtis Doerr, Oregon (1999 Sun)
- 7 Tyler Sumpter, West Virginia (2021 Guaranteed Rate)
- 7 Bob Schloretdt, Washington (1961 Rose)
- 6 Erik Powell, Washington State (2016 Holiday)
- 5 Done 6x, MR: Mike Brandtner, Iowa State (2009 Insight)

## MOST PUNT YARDS

### Minnesota

- 323 Ryan Rindels vs. Oregon (1999 Sun)
  - 307 Ryan Santoso vs. Washington State (2016 Holiday)
  - 286 Peter Mortell vs. Syracuse (2013 Texas)
  - 260 Sandy Stephens vs. Washington (1961 Rose)
  - 258 Mark Crawford vs. Syracuse (2022 Pinstripe)
- ### Opponent
- 325 Kurtis Doerr, Oregon (1999 Sun)
  - 299 Tyler Sumpter, West Virginia (2021 Guaranteed Rate)
  - 289 Bob Schloretdt, Washington (1961 Rose)
  - 273 Erik Powell, Washington State (2016 Holiday)
  - 223 Austin Herbert, N.C. State (2000 MicronPC.com)

## HIGHEST PUNT AVERAGE (MIN. 3 PUNTS)

### Minnesota

- 49.6 Blake Haudan (5-248) vs. Iowa State (2009 Insight)
- 48.5 Justin Kucek (4-194) vs. Kansas (2008 Insight)
- 47.7 Peter Mortell (6-286) vs. Syracuse (2013 Texas)
- 46.1 Ryan Rindels (7-323) vs. Oregon (1999 Sun)
- 46.0 Peter Mortell (4-184) vs. Central Michigan (2015 Quick Lane)

### Opponent

- 48.0 Zach Oakley (4-192), Central Michigan (2015 Quick Lane)
- 47.5 Alonso Rojas (4-190), Kansas (2008 Insight)
- 45.5 Erik Powell (6-273), Washington State (2016 Holiday)

44.6 Austin Herbert (5-223), N.C. State (2000 MicronPC.com)

44.0 Arryn Siposs (4-176), Auburn (2020 Outback)

## MOST KICK RETURNS

### Minnesota

- 6 Troy Stoudermire vs. Kansas (2008 Insight)
- 4 Troy Stoudermire vs. Texas Tech (2012 Meineke)
- 4 Dominic Jones vs. Texas Tech (2006 Insight)
- 4 Jakari Wallace vs. Virginia (2005 Music City)
- 3 Quentin Redding vs. Syracuse (2022 Pinstripe)
- 3 Troy Stoudermire vs. Iowa State (2009 Insight)
- 3 Kevin Wilson vs. Tennessee (1986 Liberty)
- 3 Robert Weber vs. Maryland (1977 Hall of Fame Bowl)
- 3 Sandy Stephens vs. Washington (1961 Rose)

### Opponent

- 6 Koren Robinson, N.C. State (2000 MicronPC.com)
- 5 Kenny Washington, Oregon (2003 Sun)
- 4 David Sims, Iowa State (2009 Insight)
- 4 Tyrone Prothro, Alabama (2004 Music City)
- 4 Dedrick Poole, Arkansas (2002 Music City)
- 4 Sonny Cook, Oregon (1999 Sun)
- 4 Terrance Roulhac, Clemson (1985 Independence)

## MOST KICK RETURN YARDS

### Minnesota

- 174 Troy Stoudermire vs. Kansas (2008 Insight)
- 118 Quentin Redding vs. Syracuse (2022 Pinstripe)
- 111 Troy Stoudermire vs. Texas Tech (2012 Meineke)
- 103 Dominic Jones vs. Texas Tech (2006 Insight)
- 87 Jakari Wallace vs. Virginia (2005 Music City)

### Opponent

- 151 Koren Robinson, N.C. State (2000 MicronPC.com)
- 119 Jakeem Grant, Texas Tech (2012 Meineke)
- 106 Noah Igbinoghene, Auburn (2020 Outback)
- 97 Kenny Washington, Oregon (2003 Sun)
- 90 Terrance Roulhac, Clemson (1985 Independence)

## MOST PUNT RETURNS

### Minnesota

- 4 Marion Barber III vs. Alabama (2004 Music City)
- 4 Danny Upchurch vs. Arkansas (2002 Music City)
- 3 KiAnte Hardin vs. Central Mich. (2015 Quick Lane)
- 2 Done 9x, MR: Jalen Myrick vs. Washington State (2016 Holiday)

### Opponent

- 4 Michael Fletcher, Oregon (1999 Sun)
- 3 Marcus Murphy, Missouri (2015 Citrus)
- 3 David Sims, Iowa State (2009 Insight)
- 3 Danny Amendola, Texas Tech (2006 Insight)
- 3 Charles Mitchell, Washington (1961 Rose)

## MOST PUNT RETURN YARDS

### Minnesota

- 28 KiAnte Hardin vs. Central Mich. (2015 Quick Lane)
- 18 Tellis Redmon vs. N.C. State (2000 MicronPC.com)
- 16 Luke Levenson vs. Oregon (1999 Sun)
- 13 Logan Payne vs. Virginia (2005 Music City)
- 13 William Munsey vs. Washington (1961 Rose)

### Opponent

- 82 Brisly Estime, Syracuse (2013 Texas)
- 40 Michael Fletcher, Oregon (1999 Sun)
- 37 Danny Amendola, Texas Tech (2006 Insight)
- 34 David Sims, Iowa State (2009 Insight)
- 26 Trebor Pena, Syracuse (2022 Pinstripe)

## LONGEST PLAYS

### LONGEST RUSH

#### Minnesota

- 57 Mohamed Ibrahim vs. Ga. Tech (2018 Quick Lane)
- 50 Ky Thomas vs. West Virginia (2021 Guaranteed Rate)
- 45 Laurence Maroney vs. Oregon (2003 Sun)
- 40 Amir Pinnix vs. Texas Tech (2006 Insight)
- 37 Rodney Smith vs. Central Mich. (2015 Quick Lane)

#### Opponent

- 78 Russell Hansbrough, Missouri^ (2015 Citrus)
- 69 Marcus Murphy, Missouri (2015 Citrus)
- 32 Kenny Flowers, Clemson (1985 Independence)
- 32 Kermit Alexander, UCLA (1962 Rose)
- 31 Rueben Droughns, Oregon (1999 Sun)

### LONGEST TOUCHDOWN RUSH

#### Minnesota

- 33 Thomas Tapeh vs. Arkansas (2002 Music City)
- 22 Laurence Maroney vs. Oregon (2003 Sun)
- 20 Rodrick Williams vs. Missouri (2015 Citrus)
- 18 Bill Munsey vs. Washington (1961 Rose)
- 16 Mohamed Ibrahim vs. Auburn (2020 Outback)

#### Opponent

- 78 Russell Hansbrough, Missouri (2015 Citrus)
- 20 Nathan Cottrell, Georgia Tech (2018 Quick Lane)
- 18 Maty Mauk, Missouri (2015 Citrus)
- 13 Romello Ross, Central Mich. (2015 Quick Lane)
- 12 Terrel Hunt, Syracuse (2013 Texas)

### LONGEST PASS

#### Minnesota

- 75 David Pittman to Eric Decker, Kansas^ (2008 Insight)
- 73 Tanner Morgan to Tyler Johnson vs. Auburn^ (2020 Outback)
- 57 Bryan Cupito to Jared Ellerson vs. Virginia^ (2005 Music City)
- 55 Mitch Leidner to Drew Wolitarsky vs. Syracuse^ (2013 Texas)
- 54 Mitch Leidner to Maxx Williams vs. Missouri^ (2015 Citrus)

#### Opponent

- 60 Todd Reesing to Dezmon Briscoe, Kansas^ (2008 Insight)
- 58 Philip Rivers to Koren Robinson, N.C. State (2000 MicronPC.com)
- 57 Larry Dick to Eric Sievers, Maryland (1977 Hall of Fame Bowl)
- 55 Marques Hagans to Tom Santi, Virginia (2005 Music City)
- 51 Ta'Quon Marshall to Qua Searcy, Georgia Tech (2018 Quick Lane)

### LONGEST TOUCHDOWN PASS

#### Minnesota

- 75 David Pittman to Eric Decker, Kansas (2008 Insight)
- 73 Tanner Morgan to Tyler Johnson vs. Auburn (2020 Outback)
- 57 Bryan Cupito to Jared Ellerson vs. Virginia (2005 Music City)
- 55 Mitch Leidner to Drew Wolitarsky vs. Syracuse (2013 Texas)
- 54 Mitch Leidner to Maxx Williams vs. Missouri (2015 Citrus)

#### Opponent

- 60 Todd Reesing to Dezmon Briscoe, Kansas (2008 Insight)
- 43 Graham Harrell to Joel Filani, Texas Tech (2006 Insight)

# BOWL GAME RECORDS

- 40 Kellen Clemens to Samie Parker, Oregon (2003 Sun)
- 38 Austen Arraud to Jake Williams, Iowa State (2009 Insight)
- 37 Bo Nix to Sal Cannella, Auburn (2020 Outback)

## LONGEST FIELD GOAL MADE

### Minnesota

- 49 Matthew Trickett vs. West Virginia (2021 Guaranteed Rate)
- 45 Dan Nystrom vs. Arkansas (2002 Music City)
- 43 Emmit Carpenter vs. Wash. State (2016 Holiday)
- 42 Ryan Santosso vs. Central Michigan (2015 Quick Lane)
- 42 Rhys Lloyd vs. Oregon (2003 Sun)

### Opponent

- 52 Alex Trlica, Texas Tech (2006 Insight)
- 47 Jared Siegel, Oregon (2003 Sun)
- 41 Erik Powell, Washington State (2016 Holiday)
- 40 Andre Szmyt, Syracuse (2022 PinStripe)
- 39 Connor Hughes, Virginia (2005 Music City)
- 39 David Treadwell, Clemson (1985 Independence)

## LONGEST PUNT

### Minnesota

- 65 Ryan Rindels vs. Oregon (1999 Sun)
- 57 Peter Mortell vs. Syracuse (2013 Texas)
- 55 Mark Crawford vs. Syracuse (2022 PinStripe)
- 55 Justin Kucek vs. Kansas (2008 Insight)
- 54 Peter Mortell vs. Central Michigan (2015 Quick Lane)
- 54 Blake Haudan vs. Iowa State (2009 Insight)

### Opponent

- 63 Alonso Rojas, Kansas (2008 Insight)
- 58 Erik Powell, Washington State (2016 Holiday)
- 56 Zach Oakley, Central Michigan (2015 Quick Lane)
- 56 Kurtis Doerr, Oregon (1999 Sun)
- 55 Erik Powell, Washington State (2016 Holiday)
- 55 Cooper Rush, Central Michigan (2015 Quick Lane)

## LONGEST KICK RETURN

### Minnesota

- 72 Quentin Redding vs. Syracuse (2022 PinStripe)
- 60 Troy Stoudermire vs. Kansas (2008 Insight)
- 57 Jalen Myrick vs. Missouri (2015 Citrus)
- 44 Jermaine Mays vs. Arkansas (2002 Music City)
- 38 Rodney Smith vs. Washington State (2016 Holiday)

### Opponent

- 99 Jakeem Grant, Texas Tech^ (2012 Meineke)
- 96 Noah Igbinoghene, Auburn^ (2020 Outback)
- 40 Koren Robinson, N.C. State (2000 MicronPc.com)
- 33 Terrance Roulhac, Clemson (1985 Independence)
- 31 Darrin Miller, Tennessee (1986 Liberty)
- 31 Kermit Alexander, UCLA (1962 Rose)

## LONGEST PUNT RETURN

### Minnesota

- 13 KiAnte Hardin vs. Central Michigan (2015 Quick Lane)
- 13 William Munsey vs. Washington (1961 Rose)
- 11 KiAnte Hardin vs. Central Michigan (2015 Quick Lane)
- 10 Craig James vs. Missouri (2015 Citrus)
- 10 Tellis Redmon vs. N.C. State (2000 MicronPc.com)

### Opponent

- 70 Brisly Estime, Syracuse (2013 Texas)
- 33 Danny Amendola, Texas Tech (2006 Insight)
- 27 Trebor Pena, Syracuse (2022 PinStripe)
- 17 George Fleming, Washington (1961 Rose)
- 16 Michael Fletcher, Oregon (1999 Sun)

## LONGEST INTERCEPTION RETURN

### Minnesota

- 70 Coleman Bryson vs. Syracuse^ (2022 PinStripe)
- 23 Adekunle Ayinde vs. Washington State (2016 Holiday)
- 15 Michael Lehan vs. Arkansas (2002 Music City)
- 13 Michael Lehan vs. Arkansas (2002 Music City)
- 9 Justin Isom vs. Oregon (2003 Sun)

### Opponent

- 39 D. J. Johnson, Texas Tech (2012 Meineke)
- 37 Charles Mitchell, Washington (1961 Rose)
- 24 Javaris Davis, Auburn (2020 Outback)
- 22 David Sims, Iowa State (2009 Insight)
- 15 Antonio Huffman, Texas Tech (2006 Insight)

## LONGEST FUMBLE RETURN

### Minnesota

- 9 William Munsey vs. Washington (1961 Rose)
- 5 Anderson vs. Clemson (1985 Independence)
- 1 Keith Lipka vs. Alabama^ (2004 Music City)

### Opponent

- 8 Freddie Roach, Alabama (2004 Music City)

## NON-OFFENSIVE TOUCHDOWNS

### KICK RETURN

#### Minnesota

none

#### Opponent

- 99 Jakeem Grant, Texas Tech (2012 Meineke)
- 96 Noah Igbinoghene, Auburn (2020 Outback)

### INTERCEPTION RETURN

#### Minnesota

- 70 Coleman Bryson vs. Syracuse (2022 PinStripe)

#### Opponent

none

### FUMBLE RETURN

#### Minnesota

- 1 Keith Lipka vs. Alabama (2004 Music City)

#### Opponent

none

## TEAM RECORDS

### MOST POINTS SCORED

#### Minnesota

- 41 vs. Texas Tech (2006 Insight)
- 34 vs. Georgia Tech (2018 Quick Lane)
- 31 vs. Auburn (2020 Outback)
- 31 vs. Texas Tech (2012 Meineke)
- 31 vs. Virginia (2005 Music City)
- 31 vs. Oregon (2003 Sun)

#### Opponent

- 44 Texas Tech (2006 Insight)
- 42 Kansas (2008 Insight)
- 38 N.C. State (2000 MicronPc.com)
- 34 Texas Tech (2012 Meineke)
- 34 Virginia (2005 Music City)

### FEWEST POINTS SCORED

#### Minnesota

- 7 vs. Maryland (1977 Hall of Fame)
- 7 vs. Washington (1961 Rose)
- 13 vs. Iowa State (2009 Insight)
- 14 vs. Tennessee (1986 Liberty)
- 17 vs. Washington State (2016 Holiday)
- 17 vs. Missouri (2015 Citrus)
- 17 vs. Syracuse (2013 Texas)

### Opponent

- 3 Clemson (1985 Independence)
- 3 UCLA (1962 Rose)
- 6 West Virginia (2021 Guaranteed Rate)
- 10 Georgia Tech (2018 Quick Lane)
- 12 Washington State (2016 Holiday)

### MOST TOTAL YARDS GAINED

#### Minnesota

- 502 vs. N.C. State (2000 MicronPc.com)
- 494 vs. Auburn (2020 Outback)
- 458 vs. Texas Tech (2006 Insight)
- 461 vs. Virginia (2005 Music City)
- 434 vs. Iowa State (2009 Insight)
- 434 vs. Arkansas (2002 Music City)

#### Opponent

- 548 Texas Tech (2006 Insight)
- 477 Syracuse (2022 PinStripe)
- 468 Virginia (2005 Music City)
- 453 Oregon (2003 Sun)
- 446 Kansas (2008 Insight)

### FEWEST TOTAL YARDS GAINED

#### Minnesota

- 215 vs. Syracuse (2022 PinStripe)
- 253 vs. Washington (1961 Rose)
- 268 vs. Maryland (1977 Hall of Fame)
- 279 vs. Washington State (2016 Holiday)
- 331 vs. Kansas (2008 Insight)

#### Opponent

- 107 UCLA (1962 Rose)
- 193 Washington (1961 Rose)
- 206 West Virginia (2021 Guaranteed Rate)
- 232 Auburn (2020 Outback)
- 249 Central Michigan (2015 Quick Lane)

### MOST TOUCHDOWNS SCORED

#### Minnesota

- 5 vs. Texas Tech (2006 Insight Bowl)
- 4 Done 6x, MR: vs. Syracuse (2022 PinStripe)

#### Opponent

- 6 Kansas (2008 Insight)
- 5 Texas Tech (2006 Insight Bowl)
- 5 N.C. State (2000 MicronPc.com)

### FEWEST TOUCHDOWNS SCORED

#### Minnesota

- 1 vs. Iowa State (2009 Insight)
- 1 vs. Tennessee (1986 Liberty)
- 1 vs. Maryland (1977 Hall of Fame)
- 1 vs. Washington (1961 Rose)
- 2 Done 8x, MR: vs. West Virginia (2021 Guaranteed Rate)

#### Opponent

- 0 UCLA (1962 Rose)
- 1 West Virginia (2021 Guaranteed Rate)
- 1 Georgia Tech (2018 Quick Lane)
- 1 Washington State (2016 Holiday)
- 1 Clemson (1985 Independence)

## RUSHING

### MOST RUSHING ATTEMPTS

#### Minnesota

- 72 vs. Alabama (2004 Music City)
- 58 vs. N.C. State (2000 MicronPc.com)
- 55 vs. Oregon (2003 Sun)
- 55 vs. Clemson (1985 Independence)
- 55 vs. Maryland (1977 Hall of Fame)
- 55 vs. UCLA (1962 Rose)

# BOWL GAME RECORDS

## Opponent

- 48 Clemson (1985 Independence)
- 46 Syracuse (2013 Texas)
- 45 Missouri (2015 Citrus)
- 44 Georgia Tech (2018 Quick Lane)
- 44 Iowa State (2009 Insight)

## FEWEST RUSHING ATTEMPTS

### Minnesota

- 32 vs. Iowa State (2009 Insight)
- 33 vs. Syracuse (2022 Pinstripe)
- 33 vs. Missouri (2015 Citrus)
- 35 vs. Oregon (1999 Sun)
- 38 vs. Syracuse (2013 Texas)
- 38 vs. Kansas (2008 Insight)

### Opponent

- 21 Alabama (2004 Music City)
- 23 Washington State (2016 Holiday)
- 24 Texas Tech (2012 Meineke)
- 24 Texas Tech (2006 Insight)
- 24 Oregon (2020 Quick Lane)
- 24 N.C. State (2000 MicronPC.com)

## MOST RUSHING YARDS GAINED

### Minnesota

- 300 vs. N.C. State (2000 MicronPC.com)
- 276 vs. Alabama (2004 Music City)
- 260 vs. Georgia Tech (2018 Quick Lane)
- 257 vs. Clemson (1985 Independence)
- 249 vs. West Virginia (2021 Guaranteed Rate)
- 249 vs. Texas Tech (2012 Meineke)

### Opponent

- 337 Missouri (2015 Citrus)
- 212 Iowa State (2009 Insight)
- 211 Clemson (1985 Independence)
- 208 Syracuse (2013 Texas)
- 206 Georgia Tech (2018 Quick Lane)

## FEWEST RUSHING YARDS GAINED

### Minnesota

- 77 vs. Syracuse (2022 Pinstripe)
- 80 vs. Kansas (2008 Insight)
- 96 vs. Oregon (1999 Sun)
- 106 vs. Missouri (2015 Citrus)
- 113 vs. Maryland (1977 Hall of Fame)

### Opponent

- 21 Alabama (2004 Music City)
- 39 Washington State (2016 Holiday)
- 55 UCLA (1962 Rose)
- 56 Auburn (2020 Outback)
- 66 West Virginia (2021 Guaranteed Rate)

## HIGHEST RUSHING AVERAGE

### Minnesota

- 6.0 (43-260) vs. Georgia Tech (2018 Quick Lane)
- 5.2 (58-300) vs. N.C. State (2000 MicronPC.com)
- 5.1 (47-238) vs. Tennessee (1986 Liberty)
- 4.9 (51-249) vs. West Virginia (2021 Guaranteed Rate)
- 4.8 (45-215) vs. Auburn (2020 Outback)

### Opponent

- 7.5 (45-337), Missouri (2015 Citrus)
- 6.0 (24-145), Texas Tech (2012 Meineke)
- 5.7 (31-177), Washington (1961 Rose)
- 4.8 (44-212), Iowa State (2009 Insight)
- 4.7 (44-206), Georgia Tech (2018 Quick Lane)

## LOWEST RUSHING AVERAGE

### Minnesota

- 2.05 (55-113) vs. Maryland (1977 Hall of Fame)
  - 2.11 (38-80) vs. Kansas (2008 Insight)
  - 2.3 (33-77) vs. Syracuse (2022 Pinstripe)
  - 2.7 (35-96) vs. Oregon (1999 Sun)
  - 3.2 (33-106) vs. Missouri (2015 Citrus)
- Opponent**
- 1.0 (21-21), Alabama (2004 Music City)
  - 1.6 (34-55), UCLA (1962 Rose)
  - 1.7 (23-39), Washington State (2016 Holiday)
  - 2.2 (26-56), Auburn (2020 Outback)
  - 2.4 (27-66), West Virginia (2021 Guaranteed Rate)

## MOST RUSHING TOUCHDOWNS

### Minnesota

- 4 vs. Oregon (2003 Sun)
- 3 vs. N.C. State (2000 MicronPC.com)
- 3 vs. UCLA (1962 Rose)
- 2 vs. West Virginia (2021 Guaranteed Rate)
- 2 vs. Georgia Tech (2018 Quick Lane)
- 2 vs. Texas Tech (2012 Meineke)
- 2 vs. Kansas (2008 Insight)
- 2 vs. Texas Tech (2006 Insight)

### Opponent

- 4 Texas Tech (2006 Insight)
- 3 Syracuse (2013 Texas)
- 3 N.C. State (2000 MicronPC.com)
- 2 Done 6x, MR: Syracuse (2022 Pinstripe)

## FEWEST RUSHING TOUCHDOWNS

### Minnesota

- 0 vs. Syracuse (2013 Texas)
- 0 vs. Iowa State (2009 Insight)
- 0 vs. Virginia (2005 Music City)
- 0 vs. Oregon (1999 Sun)
- 1 Done 11x, MR: vs. Syracuse (2022 Pinstripe)

### Opponent

- 0 Done 6x, MR: Washington State (2016 Holiday)

## PASSING

### MOST PASSES ATTEMPTED

#### Minnesota

- 37 vs. Oregon (1999 Sun)
  - 35 vs. Iowa State (2009 Insight)
  - 35 vs. Kansas (2008 Insight)
  - 33 vs. Missouri (2015 Citrus)
  - 33 vs. Arkansas (2002 Music City)
- Opponent**
- 55 Texas Tech (2006 Insight)
  - 51 Syracuse (2022 Pinstripe)
  - 51 Washington State (2016 Holiday)
  - 48 Oregon (1999 Sun)
  - 47 Texas Tech (2012 Meineke)

### FEWEST PASSES ATTEMPTED

#### Minnesota

- 11 vs. UCLA (1962 Rose)
- 13 vs. West Virginia (2021 Guaranteed Rate)
- 13 vs. Georgia Tech (2018 Quick Lane)
- 13 vs. Alabama (2004 Music City)
- 16 vs. Syracuse (2022 Pinstripe)

### Opponent

- 5 Washington (1961 Rose)
- 8 UCLA (1962 Rose)
- 12 Georgia Tech (2018 Quick Lane)
- 19 Missouri (2015 Citrus)
- 23 Maryland (1977 Hall of Fame)

## MOST PASSES COMPLETED

### Minnesota

- 24 vs. Central Michigan (2015 Quick Lane)
  - 22 vs. Missouri (2015 Citrus)
  - 20 vs. Auburn (2020 Outback)
  - 20 vs. Iowa State (2009 Insight)
  - 20 vs. Kansas (2008 Insight)
- Opponent**
- 36 Texas Tech (2006 Insight)
  - 33 Oregon (2003 Sun)
  - 32 Syracuse (2022 Pinstripe)
  - 32 Texas Tech (2012 Meineke)
  - 30 Washington State (2016 Holiday)

## FEWEST PASSES COMPLETED

### Minnesota

- 5 vs. Alabama (2004 Music City)
- 5 vs. Washington (1961 Rose)
- 7 vs. Georgia Tech (2018 Quick Lane)
- 7 vs. UCLA (1962 Rose)
- 8 vs. West Virginia (2021 Guaranteed Rate)
- 8 vs. Texas Tech (2012 Meineke)

### Opponent

- 2 Washington (1961 Rose)
- 5 Georgia Tech (2018 Quick Lane)
- 5 UCLA (1962 Rose)
- 10 Clemson (1985 Independence)
- 12 Missouri (2015 Citrus)
- 12 Maryland (1977 Hall of Fame)

## MOST YARDS PASSING

### Minnesota

- 312 vs. Iowa State (2009 Insight)
- 279 vs. Auburn (2020 Outback)
- 272 vs. Arkansas (2002 Music City)
- 267 vs. Missouri (2015 Citrus)
- 263 vs. Texas Tech (2006 Insight)
- 263 vs. Virginia (2005 Music City)

### Opponent

- 445 Texas Tech (2006 Insight)
- 376 Oregon (2003 Sun)
- 365 Virginia (2005 Music City)
- 345 Kansas (2008 Insight)
- 330 Syracuse (2022 Pinstripe)

## FEWEST YARDS PASSING

### Minnesota

- 51 vs. Washington (1961 Rose)
- 75 vs. Alabama (2004 Music City)
- 75 vs. UCLA (1962 Rose)
- 109 vs. West Virginia (2021 Guaranteed Rate)
- 123 vs. Clemson (1985 Independence Bowl)

### Opponent

- 16 Washington (1961 Rose)
- 52 UCLA (1962 Rose)
- 77 Georgia Tech (2018 Quick Lane)
- 97 Missouri (2015 Citrus)
- 140 West Virginia (2021 Guaranteed Rate)

## MOST PASSING TOUCHDOWNS

### Minnesota

- 4 vs. Virginia (2005 Music City)
- 3 vs. Auburn (2020 Outback)
- 3 vs. Texas Tech (2006 Insight)
- 3 vs. Oregon (1999 Sun)
- 2 vs. Syracuse (2022 Pinstripe)
- 2 vs. Georgia Tech (2018 Quick Lane)
- 2 vs. Syracuse (2013 Texas)
- 2 vs. Texas Tech (2012 Meineke)

# BOWL GAME RECORDS

## Opponent

- 5 Kansas (2008 Insight)
- 3 Oregon (2003 Sun)
- 3 Tennessee (1986 Liberty)
- 2 Done 6x, MR: Missouri (2015 Citrus)

## FEWEST PASSING TOUCHDOWNS

### Minnesota

- 0 Done 8x, MR: vs. West Virginia (2021 Guaranteed Rate)

### Opponent

- 0 Done 7x, MR: Syracuse (2022 PinStripe)

## HIGHEST COMPLETION PERCENTAGE

### Minnesota

- .800 (24-30) vs. Central Michigan (2015 Quick Lane)
- .688 (11-16) vs. Syracuse (2022 PinStripe)
- .667 (20-30) vs. Auburn (2020 Outback)
- .667 (22-33) vs. Missouri (2015 Citrus)
- .643 (18-28) vs. Virginia (2005 Music City)

### Opponent

- .781 (26-33), Virginia (2005 Music City)
- .778 (28-36), Kansas (2008 Insight)
- .750 (33-44), Oregon (2003 Sun)
- .731 (19-26), Iowa State (2009 Insight)
- .710 (22-31), Tennessee (1986 Liberty)

## LOWEST COMPLETION PERCENTAGE

### Minnesota

- .278 (5-18) vs. Washington (1961 Rose)
- .385 (5-13) vs. Alabama (2004 Music City)
- .400 (10-25) vs. Tennessee (1986 Liberty)
- .421 (8-19) vs. Texas Tech (2012 Meineke)
- .429 (9-21) vs. Clemson (1985 Independence)

### Opponent

- .375 (10-29), Clemson (1985 Independence)
- .400 (2-5), Washington (1961 Rose)
- .417 (5-12), Georgia Tech (2018 Quick Lane)
- .450 (18-40), Arkansas (2002 Music City)
- .465 (20-43), Oregon (1999 Sun)

## MOST INTERCEPTIONS THROWN

### Minnesota

- 3 vs. Washington (1961 Rose)
- 2 vs. Alabama (2004 Music City)
- 2 vs. Oregon (1999 Sun)
- 1 Done 8x, MR: vs. West Virginia (2021 Guaranteed Rate)

### Opponent

- 3 Arkansas (2002 Music City)
- 2 Missouri (2015 Citrus)
- 2 Texas Tech (2012 Meineke)
- 2 Iowa State (2009 Insight)
- 2 N.C. State (2000 MicronPC.com)

## DEFENSE

### MOST TACKLES FOR LOSS

#### Minnesota

- 9 vs. Missouri (2015 Citrus)
- 9 vs. Oregon (1999 Sun)
- 7 vs. UCLA (1962 Rose)
- 6 Done 7x, MR: vs. Syracuse (2022 PinStripe)

#### Opponent

- 15 Oregon (1999 Sun)
- 11 N.C. State (2000 MicronPC.com)
- 10 Maryland (1977 Hall of Fame)
- 9 Missouri (2015 Citrus)
- 7 Syracuse (2013 Texas)

## MOST SACKS

### Minnesota

- 5 vs. West Virginia (2021 Guaranteed Rate)
- 4 vs. Oregon (2003 Sun)
- 3 Done 6x, MR: vs. Washington State (2016 Holiday)

### Opponent

- 5 Oregon (1999 Sun)
- 4 Syracuse (2013 Texas)
- 3 Texas Tech (2012 Meineke)
- 3 Kansas (2008 Insight)
- 3 N.C. State (2000 MicronPC.com)

## MOST PASS BREAKUPS

### Minnesota

- 7 vs. Texas Tech (2012 Meineke)
- 6 vs. West Virginia (2021 Guaranteed Rate)
- 6 vs. Washington State (2016 Holiday)
- 6 vs. Clemson (1985 Independence)
- 5 vs. Oregon (1999 Sun)

### Opponent

- 8 Virginia (2005 Music City)
- 7 N.C. State (2000 MicronPC.com)
- 6 Tennessee (1986 Liberty)
- 5 Missouri (2015 Citrus)
- 5 Syracuse (2013 Texas)
- 5 Maryland (1977 Hall of Fame)

## SPECIAL TEAMS

### MOST KICK RETURNS

#### Minnesota

- 7 vs. Kansas (2008 Insight)
- 5 vs. Texas Tech (2012 Meineke)
- 4 vs. Texas Tech (2006 Insight)
- 4 vs. Virginia (2005 Music City)
- 4 vs. Tennessee (1986 Liberty)
- 4 vs. Maryland (1977 Hall of Fame)
- 4 vs. Washington (1961 Rose)

#### Opponent

- 8 Arkansas (2002 Music City)
- 7 N.C. State (2000 MicronPC.com)
- 5 Done 6x, MR: Auburn (2020 Outback)

### MOST KICK RETURN YARDS

#### Minnesota

- 195 vs. Kansas (2008 Insight)
- 123 vs. Texas Tech (2012 Meineke)
- 118 vs. Syracuse (2022 PinStripe)
- 103 vs. Texas Tech (2006 Insight)
- 89 vs. Washington (1961 Rose)

#### Opponent

- 172 N.C. State (2000 MicronPC.com)
- 128 Arkansas (2002 Music City)
- 119 Texas Tech (2012 Meineke)
- 118 Auburn (2020 Outback)
- 115 Georgia Tech (2018 Quick Lane)

### FEWEST KICK RETURN YARDS

#### Minnesota

- 0 vs. Auburn (2020 Outback)
- 0 vs. Georgia Tech (2018 Quick Lane)
- 14 vs. Alabama (2004 Music City)
- 16 vs. West Virginia (2021 Guaranteed Rate)
- 17 vs. Central Michigan (2015 Quick Lane)

#### Opponent

- 18 Central Michigan (2015 Quick Lane)
- 21 West Virginia (2021 Guaranteed Rate)
- 24 Kansas (2008 Insight)
- 26 Missouri (2015 Citrus)
- 34 Maryland (1977 Hall of Fame)

## MOST PUNT RETURNS

### Minnesota

- 4 vs. Alabama (2004 Music City)
- 4 vs. Arkansas (2002 Music City)
- 4 vs. Washington (1961 Rose)
- 3 vs. Central Michigan (2015 Quick Lane)
- 3 vs. Oregon (1999 Sun)
- 3 vs. Tennessee (1986 Liberty)

### Opponent

- 5 Washington (1961 Rose)
- 4 Syracuse (2013 Texas)
- 4 Oregon (1999 Sun)
- 3 Missouri (2015 Citrus)
- 3 Iowa State (2009 Insight)
- 3 Texas Tech (2006 Insight)

## MOST PUNT RETURN YARDS

### Minnesota

- 29 vs. Washington (1961 Rose)
- 28 vs. Central Michigan (2015 Quick Lane)
- 20 vs. Oregon (1999 Sun)
- 18 vs. N.C. State (2000 MicronPC.com)
- 13 vs. Missouri (2015 Citrus)
- 13 vs. Virginia (2005 Music City)

### Opponent

- 83 Syracuse (2013 Texas)
- 40 Oregon (1999 Sun)
- 37 Texas Tech (2006 Insight)
- 34 Iowa State (2009 Insight)
- 29 Washington (1961 Rose)

## FEWEST PUNT RETURN YARDS

### Minnesota

- 2 vs. Syracuse (2013 Texas)
- 0 Done 6x, MR: vs. Syracuse (2022 PinStripe)

### Opponent

- 2 West Virginia (2021 Guaranteed Rate)
- 1 Tennessee (1986 Liberty)
- 0 Georgia Tech (2018 Quick Lane)
- 0 Oregon (2003 Sun)
- 0 Clemson (1985 Independence)

## MOST PUNTS

### Minnesota

- 9 vs. Maryland (1977 Hall of Fame)
- 7 vs. Washington State (2016 Holiday)
- 7 vs. Oregon (1999 Sun)
- 6 vs. Syracuse (2022 PinStripe)
- 6 vs. Syracuse (2013 Texas)
- 6 vs. Clemson (1985 Independence)
- 6 vs. Washington (1961 Rose)

### Opponent

- 8 Washington State (2016 Holiday)
- 8 Oregon (1999 Sun)
- 8 Washington (1961 Rose)
- 7 West Virginia (2021 Guaranteed Rate)
- 7 Alabama (2004 Music City)

## FEWEST PUNTS

### Minnesota

- 0 vs. Georgia Tech (2018 Quick Lane)
- 2 vs. Arkansas (2002 Music City)
- 2 vs. Arkansas (2002 Music City)
- 3 vs. West Virginia (2021 Guaranteed Rate)
- 3 vs. Texas Tech (2006 Insight)
- 3 vs. Oregon (2003 Sun)
- 3 vs. Tennessee (1986 Liberty)
- 3 vs. UCLA (1962 Rose)

# BOWL GAME RECORDS

## Opponent

- 1 Texas Tech (2006 Insight)
- 3 Texas Tech (2012 Meineke)
- 3 Virginia (2005 Music City)
- 4 Done 7x, MR: Syracuse (2022 PinStripe)

## FIRST DOWNS

### MOST FIRST DOWNS

#### Minnesota

- 31 vs. N.C. State (2000 MicronPC.com)
- 25 vs. Texas Tech (2006 Insight)
- 24 vs. Virginia (2005 Music City)
- 23 vs. Auburn (2020 Outback)
- 23 vs. Texas Tech (2012 Meineke)
- 23 vs. Alabama (2004 Music City)
- 23 vs. Oregon (2003 Sun)

#### Opponent

- 29 Texas Tech (2006 Insight)
- 27 Syracuse (2022 PinStripe)
- 26 Kansas (2008 Insight)
- 25 Oregon (2003 Sun)
- 23 Syracuse (2013 Texas)
- 23 Texas Tech (2012 Meineke)

### FEWEST FIRST DOWNS

#### Minnesota

- 14 vs. Syracuse (2022 PinStripe)
- 14 vs. Washington (1961 Rose)
- 17 vs. West Virginia (2021 Guaranteed Rate)
- 17 vs. Washington State (2016 Holiday)
- 17 vs. Maryland (1977 Hall of Fame)

#### Opponent

- 8 UCLA (1962 Rose)
- 11 Washington (1961 Rose)
- 13 Auburn (2020 Outback)
- 13 Alabama (2004 Music City)
- 14 Georgia Tech (2018 Quick Lane)

## PENALTIES

### MOST PENALTIES AGAINST

#### Minnesota

- 14 vs. N.C. State (2000 MicronPC.com)
- 11 vs. Alabama (2004 Music City)
- 10 vs. Washington State (2016 Holiday)
- 9 vs. Arkansas (2002 Music City)
- 8 vs. Syracuse (2013 Texas)

#### Opponent

- 13 Texas Tech (2012 Meineke)
- 12 Maryland (1977 Hall of Fame)
- 9 Syracuse (2013 Texas)
- 8 Iowa State (2009 Insight)
- 7 Washington State (2016 Holiday)
- 7 N.C. State (2000 MicronPC.com)

### FEWEST PENALTIES AGAINST

#### Minnesota

- 1 vs. Central Michigan (2015 Quick Lane)
- 1 vs. Iowa State (2009 Insight)
- 2 vs. Syracuse (2022 PinStripe)
- 3 vs. Washington (1961 Rose)
- 3 vs. West Virginia (2021 Guaranteed Rate)
- 3 vs. Oregon (2003 Sun)

#### Opponent

- 1 UCLA (1962 Rose)
- 2 Missouri (2015 Citrus)
- 3 Auburn (2020 Outback)
- 3 Georgia Tech (2018 Quick Lane)
- 3 Central Michigan (2015 Quick Lane)

### MOST YARDS PENALIZED

#### Minnesota

- 107 vs. N.C. State (2000 MicronPC.com)
- 84 vs. Texas Tech (2012 Meineke)
- 84 vs. Alabama (2004 Music City)
- 71 vs. Arkansas (2002 Music City)
- 70 vs. UCLA (1962 Rose)

#### Opponent

- 135 Texas Tech (2012 Meineke)
- 80 Maryland (1977 Hall of Fame)
- 75 N.C. State (2000 MicronPC.com)
- 56 Washington State (2016 Holiday)
- 56 Iowa State (2009 Insight)

### FEWEST YARDS PENALIZED

#### Minnesota

- 5 vs. Central Michigan (2015 Quick Lane)
- 9 vs. Iowa State (2009 Insight)
- 19 vs. Oregon (2003 Sun)
- 20 vs. Syracuse (2022 PinStripe)
- 23 vs. Texas Tech (2006 Insight)

#### Opponent

- 5 UCLA (1962 Rose)
- 15 Missouri (2015 Citrus)
- 20 West Virginia (2021 Guaranteed Rate)
- 20 Auburn (2020 Outback)
- 25 Central Michigan (2015 Quick Lane)
- 25 Oregon (1999 Sun)

## MISCELLANEOUS

### MOST FUMBLES LOST

#### Minnesota

- 3 vs. Missouri (2015 Citrus)
- 2 vs. Tennessee (1986 Liberty)
- 2 vs. Maryland (1977 Hall of Fame)
- 2 vs. UCLA (1962 Rose)
- 1 Done 10x, MR: vs. West Virginia (2021 Guaranteed Rate)

#### Opponent

- 3 Clemson (1985 Independence)
- 2 Done 6x, MR: Iowa State (2009 Insight)

### LONGEST SCORING DRIVE (PLAYS)

#### Minnesota

- 19 (TD, 84) vs. UCLA (1962 Rose)
  - 17 (TD, 80, 7:34) vs. Oregon (2003 Sun)
  - 16 (FG, 78, 7:13) vs. Texas Tech (2006 Insight)
  - 16 (FG, 55, 3:53) vs. Oregon (2003 Sun)
  - 14 (FG, 85, 5:22) vs. Clemson (1985 Independence)
- #### Opponent
- 17 (FG, 76, 6:33), Washington State (2016 Holiday)
  - 15 (TD, 82, 6:29), Central Michigan (2015 Quick Lane)
  - 15 (TD, 86, 5:49), Syracuse (2013 Texas)
  - 14 (TD, 75, 7:23), Georgia Tech (2018 Quick Lane)
  - 14 (FG, 64, 5:50), Texas Tech (2012 Meineke)

### LONGEST SCORING DRIVE (YARDS)

#### Minnesota

- 95 (TD, 9, 4:17) vs. Virginia (2005 Music City)
- 92 (TD, 12, 5:52) vs. Auburn (2020 Outback)
- 91 (TD, 13, 5:04) vs. Clemson (1985 Independence)
- 88 (TD, 10, 5:18) vs. Tennessee (1986 Liberty)
- 87 (TD, 4, 1:22) vs. Kansas (2008 Insight)
- 87 (TD, 8, 3:26) vs. Texas Tech (2006 Insight)

#### Opponent

- 90 (TD, 5, 2:26), Missouri (2015 Citrus)
- 89 (TD, 6, 1:00), Iowa State (2009 Insight)
- 87 (TD, 12, 5:56), Oregon (1999 Sun)
- 86 (TD, 5, 0:47), Syracuse (2022 PinStripe)

- 86 (TD, 13, 5:15), Auburn (2020 Outback)
- 86 (TD, 15, 5:49), Syracuse (2013 Texas)
- 86 (TD, 13, 5:48), Kansas (2008 Insight)

### LONGEST SCORING DRIVE (TIME)

#### Minnesota

- 7:50 (FG, 13, 6:2) vs. Arkansas (2002 Music City)
- 7:34 (TD, 17, 8:0) vs. Oregon (2003 Sun)
- 7:13 (FG, 16, 7:8) vs. Texas Tech (2006 Insight)
- 6:36 (TD, 13, 7:4) vs. Central Michigan (2015 Quick Lane)
- 6:29 (FG, 12, 5:0) vs. Texas Tech (2012 Meineke)

#### Opponent

- 7:23 (TD, 14, 7:5), Georgia Tech (2018 Quick Lane)
- 6:33 (FG, 17, 7:6), Washington State (2016 Holiday)
- 6:29 (TD, 15, 8:2), Central Michigan (2015 Quick Lane)
- 5:56 (TD, 12, 8:7), Oregon (1999 Sun)
- 5:50 (FG, 14, 6:4), Texas Tech (2012 Meineke)

### TIME OF POSSESSION

#### Minnesota

- 38:29 vs. West Virginia (2021 Guaranteed Rate)
- 37:54 vs. Alabama (2004 Music City)
- 37:35 vs. Auburn (2020 Outback)
- 37:18 vs. Arkansas (2002 Music City)
- 36:18 vs. Texas Tech (2012 Meineke)

#### Opponent

- 35:25 Oregon (1999 Sun)
- 34:03 Syracuse (2022 PinStripe)
- 31:09 Iowa State (2009 Insight)
- 31:06 Washington State (2016 Holiday)
- 30:06 Kansas (2008 Insight)



**CAREER BOWL RECORDS**

**RUSHING ATTEMPTS**

- 70 Laurence Maroney, 2003-05
- 67 Mohamed Ibrahim, 2018-19, '22
- 53 Marion Barber III, 2003-04
- 48 Rodney Smith, 2015-16, '19
- 42 Tellis Redmon, 1999-2000

**RUSHING YARDS**

- 435 Mohamed Ibrahim, 2018-19, '22
- 345 Laurence Maroney, 2003-05
- 246 Tellis Redmon, 1999-2000
- 224 Marion Barber III, 2003-04
- 217 Rodney Smith, 2015-16, '19

**RUSHING TOUCHDOWNS**

- 4 Mohamed Ibrahim, 2018-19, '22
- 4 Thomas Tapeh, 2002-03
- 2 Jon Hoes, 2008
- 2 Tellis Redmon, 1999-2000
- 2 Sandy Stephens, 1961-62

**PASS ATTEMPTS**

- 103 Mitch Leidner, 2013-16
- 71 Bryan Cupito, 2004-06
- 66 Adam Weber, 2008-09
- 62 Tanner Morgan, 2018-19, '21-22
- 54 Asad Abdul-Khaliq, 2002-03

**PASS COMPLETIONS**

- 67 Mitch Leidner, 2013-16
- 42 Bryan Cupito, 2004-06
- 38 Tanner Morgan, 2018-19, '21-22
- 37 Adam Weber, 2008-09
- 29 Asad Abdul-Khaliq, 2002-03

**PASSING YARDS**

- 815 Mitch Leidner, 2013-16
- 601 Bryan Cupito, 2004-06
- 519 Tanner Morgan, 2018-19, '21-22
- 437 Adam Weber, 2008-09
- 394 Asad Abdul-Khaliq, 2002-03

**PASSING TOUCHDOWNS**

- 7 Bryan Cupito, 2004-06
- 6 Tanner Morgan, 2018-19, '21-22
- 5 Mitch Leidner, 2013-16
- 3 Billy Cockerham, 1999
- 2 Philip Nelson, 2012-13
- 2 Adam Weber, 2008-09

**RECEPTIONS**

- 16 Tyler Johnson, 2018-19
- 12 Drew Wolitarsky, 2013, '15-16
- 12 Maxx Williams, 2013-14
- 11 KJ Maye, 2013-15
- 11 Jack Simmons, 2006, '08
- 11 Ernie Wheelwright, 2005-06

**RECEIVING YARDS**

- 261 Tyler Johnson, 2018-19
- 219 Drew Wolitarsky, 2013, '15-16
- 190 Eric Decker, 2006-08
- 174 Maxx Williams, 2013-14
- 165 Jack Simmons, 2006, '08
- 165 Ernie Wheelwright, 2005-06

**RECEIVING TOUCHDOWNS**

- 4 Tyler Johnson, 2018-19
- 2 Daniel Jackson, 2021-22
- 2 Maxx Williams, 2013-14
- 2 Ernie Wheelwright, 2005-06
- 2 Jared Ellerson, 2004-05
- 2 Ron Johnson, 1999-00

**INTERCEPTIONS**

- 2 Brien Boddy-Calhoun, 2013-15
- 2 Michael Carter, 2009-12
- 2 Kyle Theret, 2007-10
- 2 Justin Isom, 2002-03
- 2 Michael Lehan, 2000-02

**TACKLES**

- 27 Cedric Thompson, 2012-14
- 22 Bruce Holmes, 1985-86
- 21 Antonio Johnson, 2012-14
- 20 Terrance Campbell, 2002-04
- 19 Eli Ward, 2000-03

**FIELD GOALS**

- 8 Dan Nystrom, 1999-2003
- 3 Emmitt Carpenter, 2015-18
- 3 Ryan Santoso, 2014-15
- 3 Joel Monroe, 2005-08
- 2 Ryan Santoso, 2014, '16
- 2 Eric Ellestad, 2009

**EXTRA POINTS**

- 12 Joel Monroe, 2005-08
- 8 Dan Nystrom, 1999-03
- 6 Emmitt Carpenter, 2016, '18
- 6 Rhys Lloyd, 2003-04
- 5 Matthew Trickett, 2021-22

**BOWL HONORS AND AWARDS**

**ROSE BOWL HALL OF FAME**

- 1997 Sandy Stephens 1961 Rose Bowl
- 2016 Bobby Bell 1961, '62 Rose Bowls

**BOWL MVPS**

- 1961 Sandy Stephens (QB) Rose (1962)
- 1985 Rickey Foggie, QB (Off.) Independence
- 1985 Bruce Holmes, LB (Def.) Independence
- 1999 Billy Cockerham, QB (Game) Sun
- 1999 Dyron Russ, DT (Lineman) Sun
- 1999 Ryan Rindels, P (ST) Sun
- 2002 Dan Nystrom, K Music City
- 2004 Marion Barber III, RB Music City
- 2015 Mitch Leidner, QB Quick Lane
- 2016 Rodney Smith, RB (Off.) Holiday
- 2016 Blake Cashman, LB (Def.) Holiday
- 2018 Mohamed Ibrahim, RB Quick Lane
- 2019 Tyler Johnson, WR Outback (2020)
- 2021 Ky Thomas, RB (Off.) Guaranteed Rate
- 2021 Tyler Nubin, DB (Def.) Guaranteed Rate
- 2022 Coleman Bryson, DB Pinstripe

# ALL-TIME COACHING STAFFS

## 2023 • P.J. FLECK

Joe Rossi ..... Defensive Coord./Linebackers  
 Matt Simon ..... Co-Offensive Coord./Wide Receivers  
 Danny Collins ..... Safeties/Pass Game Coord.  
 Brian Callahan ..... Offensive Line/Run Game Coord.  
 Greg Harbaugh ..... Co-Offensive Coord./Quarterbacks  
 Rob Wenger ..... Special Teams Coordinator/Rush Ends  
 Winston DeLattiboudere III ..... Defensive Line/Newcomer Coord.  
 Nick Monroe ..... Co-Defensive Coord./Cornerbacks  
 Nick McKissic-Luke ..... Running Backs  
 Andrew Sowder ..... Tight Ends  
 Dan Nichol ..... Head Strength and Conditioning  
 Gerrit Chernoff ..... General Manager  
 Daniel Ifft ..... Director of Operations

## 2022 • P.J. FLECK

Joe Rossi ..... Defensive Coord./Linebackers  
 Kirk Ciarrocca ..... Offensive Coord./Quarterbacks  
 Kenni Burns ..... Running Backs/Asst. Head Coach  
 Brian Callahan ..... Offensive Line/Run Game Coord.  
 Danny Collins ..... Safeties  
 Brick Haley ..... Defensive Line  
 Greg Harbaugh ..... Tight Ends  
 Paul Haynes ..... Co-Defensive Coord./Cornerbacks  
 Matt Simon ..... Co-Offensive Coord./Wide Receivers  
 Rob Wenger ..... Special Teams Coordinator/Rush Ends  
 Dan Nichol ..... Head Strength and Conditioning  
 Gerrit Chernoff ..... General Manager  
 Daniel Ifft ..... Director of Operations

## 2021 • P.J. FLECK

Joe Rossi ..... Defensive Coord./Linebackers  
 Mike Sanford Jr. .... Offensive Coord./Quarterbacks  
 Kenni Burns ..... Running Backs/Asst. Head Coach  
 Brian Callahan ..... Offensive Line/Run Game Coord.  
 Joe Harasymiak ..... Defensive Backs/Safeties/Co-Defensive Coord.  
 Paul Haynes ..... Cornerbacks  
 Clay Patterson ..... Tight Ends  
 Matt Simon ..... Co-Offensive Coord./Wide Receivers  
 Rob Wenger ..... Special Teams Coordinator/Rush Ends  
 Chad Wilt ..... Defensive Line  
 Dan Nichol ..... Head Strength and Conditioning  
 Gerrit Chernoff ..... General Manager  
 Daniel Ifft ..... Director of Operations

## 2020 • P.J. FLECK

Joe Rossi ..... Defensive Coord./Linebackers  
 Mike Sanford Jr. .... Offensive Coord./Quarterbacks  
 Kenni Burns ..... Running Backs/Asst. Head Coach  
 Brian Callahan ..... Offensive Line/Run Game Coord.  
 Joe Harasymiak ..... Defensive Backs/Safeties/Co-Defensive Coord.  
 Paul Haynes ..... Cornerbacks  
 Clay Patterson ..... Tight Ends  
 Matt Simon ..... Co-Offensive Coord./Wide Receivers  
 Rob Wenger ..... Special Teams Coordinator/Rush Ends  
 Chad Wilt ..... Defensive Line  
 Dan Nichol ..... Head Strength and Conditioning  
 Gerrit Chernoff ..... General Manager  
 Daniel Ifft ..... Director of Operations

## 2019 • P.J. FLECK

Kirk Ciarrocca ..... Offensive Coord./Quarterbacks  
 Joe Rossi ..... Defensive Coord./Linebackers  
 Kenni Burns ..... Running Backs/Asst. Head Coach  
 Rod Chance ..... Cornerbacks  
 Brian Callahan ..... Offensive Line/Run Game Coord.  
 Joe Harasymiak ..... Defensive Backs/Safeties  
 Jim Panagos ..... Defensive Line  
 Clay Patterson ..... Tight Ends  
 Matt Simon ..... Passing Game Coord./Wide Receivers  
 Rob Wenger ..... Special Teams Coordinator  
 Dan Nichol ..... Head Strength and Conditioning  
 Gerrit Chernoff ..... General Manager  
 Daniel Ifft ..... Director of Operations

## 2018 • P.J. FLECK

Kirk Ciarrocca ..... Offensive Coord./Quarterbacks  
 Robb Smith ..... Defensive Coord./Linebackers  
 Jahmilie Adae ..... Defensive Backs  
 Kenni Burns ..... Running Backs  
 Brian Callahan ..... Offensive Line  
 Clay Patterson ..... Tight Ends  
 Joe Rossi ..... Defensive Line  
 Matt Simon ..... Wide Receivers  
 Rob Wenger ..... Special Teams Coordinator/Outside LBS  
 Marcus West ..... Defensive Line Pass Rush Specialist  
 Dan Nichol ..... Head Strength and Conditioning  
 Gerrit Chernoff ..... General Manager  
 Daniel Ifft ..... Director of Operations

## 2017 • P.J. FLECK

Kirk Ciarrocca ..... Offensive Coord./Quarterbacks  
 Robb Smith ..... Defensive Coord./Linebackers  
 Kenni Burns ..... Running Backs  
 Brian Callahan ..... Tight Ends  
 Maurice Linguist ..... Defensive Backs  
 Bryce Paup ..... Defensive Line  
 Matt Simon ..... Wide Receivers  
 Ed Wariner ..... Offensive Line/Run Game Coord.  
 Rob Wenger ..... Special Teams Coordinator  
 Dan Nichol ..... Head Strength and Conditioning  
 Gerrit Chernoff ..... General Manager  
 Peter Weiden ..... Director of Operations

## 2016 • TRACY CLAEYS

Jay Sawvel ..... Defensive Coordinator  
 Jay Johnson ..... Offensive Coord./Quarterbacks  
 Brian Anderson ..... Wide Receivers  
 Jeff Phelps ..... Defensive Line  
 Bart Miller ..... Offensive Line  
 Dan O'Brien ..... Asst. DB's /Co-Special Teams Cord.  
 Pat Poore ..... Running Backs  
 Rob Reeves ..... Tight Ends/H-Backs  
 Mike Shereles ..... Linebackers  
 Eric Klein ..... Head Strength and Conditioning  
 Adam Clark ..... Assistant AD for Football

## 2015 • JERRY KILL (FIRST 7 GAMES) / TRACY CLAEYS (FINAL 6 GAMES)

Tracy Claeys ..... Defensive Coordinator/Assoc. Head Coach  
 Matt Limegrover ..... Offensive Coord./Off. Line/Asst. HC  
 Brian Anderson ..... Wide Receivers  
 Jeff Phelps ..... Defensive Line  
 Pat Poore ..... Running Backs  
 Rob Reeves ..... Tight Ends/H-Backs  
 Jay Sawvel ..... Defensive Backs/Special Teams  
 Mike Shereles ..... Linebackers  
 Jim Zebrowski ..... Quarterbacks/Passing Game Coordinator  
 Eric Klein ..... Head Strength and Conditioning  
 Adam Clark ..... Assistant AD for Football

## 2014 • JERRY KILL

Tracy Claeys ..... Defensive Coordinator/Assoc. Head Coach  
 Matt Limegrover ..... Offensive Coord./Off. Line/Asst. HC  
 Brian Anderson ..... Wide Receivers  
 Jeff Phelps ..... Defensive Line  
 Pat Poore ..... Running Backs  
 Rob Reeves ..... Tight Ends/H-Backs  
 Jay Sawvel ..... Defensive Backs/Special Teams  
 Mike Shereles ..... Linebackers  
 Jim Zebrowski ..... Quarterbacks/Passing Game Coordinator  
 Eric Klein ..... Head Strength and Conditioning  
 Adam Clark ..... Assistant AD for Football

## 2013 • JERRY KILL

Tracy Claeys ..... Defensive Coordinator  
 Matt Limegrover ..... Offensive Coordinator/Offensive Line  
 Bill Miller ..... Linebackers/Asst. Head Coach  
 Brian Anderson ..... Running Backs  
 Jeff Phelps ..... Defensive Line  
 Pat Poore ..... Wide Receivers  
 Jay Sawvel ..... Defensive Backs/Special Teams  
 Rob Reeves ..... Tight Ends/H-Backs  
 Jim Zebrowski ..... Quarterbacks  
 Eric Klein ..... Head Strength and Conditioning  
 Dan O'Brien ..... Associate AD for Football

## 2012 • JERRY KILL

Tracy Claeys ..... Defensive Coordinator  
 Matt Limegrover ..... Offensive Coordinator/Offensive Line  
 Bill Miller ..... Linebackers/Asst. Head Coach  
 Brian Anderson ..... Running Backs  
 Jeff Phelps ..... Defensive Line  
 Pat Poore ..... Wide Receivers  
 Jay Sawvel ..... Defensive Backs/Special Teams  
 Rob Reeves ..... Tight Ends/H-Backs  
 Jim Zebrowski ..... Quarterbacks  
 Eric Klein ..... Head Strength and Conditioning  
 Dan O'Brien ..... Director of Football Operations

## 2011 • JERRY KILL

Tracy Claeys ..... Defensive Coordinator  
 Matt Limegrover ..... Offensive Coordinator/Offensive Line  
 Bill Miller ..... Linebackers/Asst. Head Coach  
 Brian Anderson ..... Running Backs  
 Jeff Phelps ..... Defensive Line  
 Pat Poore ..... Wide Receivers  
 Jay Sawvel ..... Defensive Backs/Special Teams  
 Rob Reeves ..... Tight Ends/H-Backs  
 Jim Zebrowski ..... Quarterbacks  
 Eric Klein ..... Head Strength and Conditioning  
 Dan O'Brien ..... Director of Football Operations

## 2010 • TIM BREWSTER/JEFF HORTON (INTERIM)

Jeff Horton ..... Co-Offensive Coordinator  
 Kevin Cosgrove ..... Defensive Coordinator  
 John Butler ..... Linebackers/Special Teams  
 Tim Cross ..... Assoc. Head Coach/Defensive Line  
 Thomas Hammock ..... Co-Offensive Coord./Running Backs  
 Ronnie Lee ..... Co-Defensive Coord./Defensive Backs  
 Steve Watson ..... Wide Receivers  
 Tim Davis ..... Run Game Coord./Offensive Line  
 Derek Lewis ..... Tight Ends  
 Mark Hill ..... Head Strength and Conditioning  
 Dan O'Brien ..... Director of Football Operations

## 2009 • TIM BREWSTER

Jedd Fisch ..... Offensive Coordinator  
 Kevin Cosgrove ..... Co-Defensive Coordinator  
 John Butler ..... Linebackers/Special Teams  
 Tim Cross ..... Assoc. Head Coach/Defensive Line  
 Thomas Hammock ..... Running Backs  
 Ronnie Lee ..... Co-Defensive Coord./Defensive Backs  
 Richard Hightower ..... Wide Receivers  
 Tim Davis ..... Run Game Coord./Offensive Line  
 Derek Lewis ..... Tight Ends  
 Mark Hill ..... Head Strength and Conditioning  
 Dan O'Brien ..... Director of Football Operations

## 2008 • TIM BREWSTER

Mike Dunbar ..... Asst. Head Coach/Offensive Coord.  
 Ted Roof ..... Defensive Coordinator  
 John Butler ..... Linebackers/Special Teams  
 Tim Cross ..... Defensive Line  
 Thomas Hammock ..... Running Backs  
 Ronnie Lee ..... Defensive Backs  
 George McDonald ..... Wide Receivers  
 Phil Meyer ..... Offensive Line  
 Derek Lewis ..... Tight Ends  
 Mark Hill ..... Head Strength and Conditioning  
 Dan O'Brien ..... Director of Football Operations

## 2007 • TIM BREWSTER

Mike Dunbar ..... Asst. Head Coach/Offensive Coord.  
 Everett Withers ..... Defensive Coordinator  
 John Butler ..... Linebackers/Special Teams  
 Tim Cross ..... Defensive Line  
 Thomas Hammock ..... Running Backs  
 Ronnie Lee ..... Defensive Backs  
 George McDonald ..... Wide Receivers  
 Phil Meyer ..... Offensive Line  
 Derek Lewis ..... Tight Ends  
 Mark Hill ..... Head Strength and Conditioning  
 Randy Taylor ..... Director of Football Operations

# ALL-TIME COACHING STAFFS

## 2006 • GLEN MASON

Mitch Browning...Asst. Head Coach/Offensive Coordinator  
David Lockwood...Defensive Coord./Outside Linebackers  
Vic Adamele...Running Backs  
Carey Bailey...Defensive Line  
Craig Bray...Defensive Secondary  
Mark Criner...Linebackers  
Tony Peterson...Passing Game/Quarterbacks  
Gordon Shaw...Guards and Centers  
Tom Sims...Defensive Line  
Luke Tressel...Wide Receivers  
Tim Allen...AD for Football Operations  
Dwayne Chandler...Head Strength and Conditioning

## 2005 • GLEN MASON

Moe Ankney...Assistant Head Coach/Defensive Ends  
Mitch Browning...Offensive Coord./Tight Ends & Tackles  
David Lockwood...Defensive Coordinator/Inside Linebackers  
Vic Adamele...Running Backs  
Carey Bailey...Defensive Line  
Kerry Cooks...Defensive Secondary  
Tony Peterson...Passing Game/Quarterbacks  
Gordon Shaw...Guards and Centers  
Tom Sims...Defensive Line  
Luke Tressel...Wide Receivers  
Tim Allen...AD for Football Operations  
Dwayne Chandler...Strength and Conditioning

## 2004 • GLEN MASON

Moe Ankney...Assistant Head Coach/Defensive Ends  
Mitch Browning...Co-Offensive Coord./Tight Ends & Tackles  
Tony Peterson...Co-Offensive Coord./Quarterbacks  
Greg Hudson...Defensive Coordinator/Linebackers  
Vic Adamele...Running Backs  
David Lockwood...Secondary/Recruiting  
Gordon Shaw...Guards and Centers  
Tom Sims...Defensive Line  
Richard Wilson...Wide Receivers  
Tim Allen...AD for Football Operations  
Dwayne Chandler...Strength and Conditioning

## 2003 • GLEN MASON

Moe Ankney...Assistant Head Coach/Defensive Ends  
Mitch Browning...Co-Offensive Coord./Tight Ends & Tackles  
Tony Peterson...Co-Offensive Coord./Quarterbacks  
Greg Hudson...Defensive Coordinator/Linebackers  
Vic Adamele...Running Backs  
David Lockwood...Secondary/Recruiting  
Gordon Shaw...Guards and Centers  
Tom Sims...Defensive Line  
Richard Wilson...Wide Receivers  
Tim Allen...AD for Football Operations  
Dwayne Chandler...Strength and Conditioning

## 2002 • GLEN MASON

Moe Ankney...Defensive Coordinator/Defensive Ends  
Mitch Browning...Co-Offensive Coord./Tight Ends & Tackles  
Tony Peterson...Co-Offensive Coordinator/Quarterbacks  
Vic Adamele...Running Backs  
Greg Hudson...Linebackers/Recruiting  
David Lockwood...Secondary  
Gordon Shaw...Guards and Centers  
Tom Sims...Defensive Line  
Richard Wilson...Wide Receivers  
Tim Allen...AD for Football Operations  
Chris Dawson...Strength and Conditioning

## 2001 • GLEN MASON

Moe Ankney...Defensive Coordinator/Secondary  
Mitch Browning...Co-Offensive Coord./Tight Ends & Tackles  
Tony Peterson...Co-Offensive Coordinator/Quarterbacks  
Vic Adamele...Running Backs  
Greg Hudson...Linebackers/Recruiting  
Gordon Shaw...Guards and Centers  
Tom Sims...Defensive Line  
David Turner...Defensive Ends  
Richard Wilson...Wide Receivers  
Tim Allen...AD for Football Operations  
Chris Dawson...Strength and Conditioning

## 2000 • GLEN MASON

David Gibbs...Defensive Coordinator/Secondary  
Mitch Browning...Co-Offensive Coord./Tight Ends & Tackles  
Tony Peterson...Co-Offensive Coordinator/Quarterbacks  
Vic Adamele...Running Backs  
Joker Phillips...Wide Receivers  
Gordon Shaw...Defensive Line  
Jared Smith...Guards & Centers  
Mark Snyder...Defensive Ends  
Steve Stripling...Linebackers  
Tim Allen...AD for Football Operations  
Chris Hartman...Strength and Conditioning

## 1999 • GLEN MASON

David Gibbs...Defensive Coordinator/Secondary  
Steve Loney...Offensive Coordinator/Off. Line  
Vic Adamele...Running Backs  
Mitch Browning...Tight Ends & Tackles  
Tony Peterson...Quarterbacks  
Joker Phillips...Wide Receivers  
Gordon Shaw...Defensive Line  
Mark Snyder...Defensive Ends  
Steve Stripling...Linebackers  
Tim Allen...AD for Football Operations  
Chris Hartman...Strength and Conditioning

## 1998 • GLEN MASON

David Gibbs...Defensive Coordinator/Secondary  
Steve Loney...Offensive Coordinator/Off. Line  
Vic Adamele...Wide Receivers  
Steve Axman...Quarterbacks  
Mitch Browning...Tight Ends  
Reggie Mitchell...Running Backs  
Gordon Shaw...Defensive Line  
Mark Snyder...Defensive Ends  
Steve Stripling...Linebackers  
Tim Allen...AD for Football Operations  
Chris Hartman...Strength and Conditioning

## 1997 • GLEN MASON

Elliot Uzelac...Offensive Coordinator/Off. Line  
David Gibbs...Defensive Coordinator/Secondary  
Vic Adamele...Wide Receivers  
Mitch Browning...Tight Ends  
Reggie Mitchell...Running Backs  
Gordon Shaw...Defensive Line  
Mark Snyder...Defensive Ends  
Steve Stripling...Linebackers  
Kevin Sumlin...Quarterbacks  
Tim Allen...AD for Football Operations  
Chris Hartman...Strength and Conditioning

## 1996 • JIM WACKER

Bob DeBesse...Offensive Coordinator  
Tim Rose...Defensive Coordinator  
Lee Fobbs...Outside Linebackers  
Jerry Rosburg...Defensive Backs  
Gordon Shaw...Offensive Line  
Kevin Sumlin...Wide Receivers  
Mark Tommerdahl...Special Teams/ES  
Don Yanowsky...Defensive Line  
Jim Zorn...Quarterbacks  
Chris Hartman...Strength and Conditioning

## 1995 • JIM WACKER

Bob DeBesse...Offensive Coordinator  
Marc Dove...Defensive Coordinator  
Scott Brown...Linebackers  
Chip Garber...Defensive Backs  
Gordon Shaw...Offensive Line  
Kevin Sumlin...Wide Receivers  
Mark Tommerdahl...Special Teams/ES  
Buddy Wyatt...Defensive Line  
Jim Zorn...Quarterbacks  
Kevin Yoxall...Strength and Conditioning

## 1994 • JIM WACKER

Bob DeBesse...Offensive Coordinator  
Marc Dove...Defensive Coordinator  
Scott Brown...Defensive Line  
Chip Garber...Defensive Backs  
Noel Mazzone...Quarterbacks  
Joe Pannunzio...Tight Ends  
Gordon Shaw...Offensive Line  
Kevin Sumlin...Wide Receivers  
Buddy Wyatt...Defensive Ends  
Kevin Yoxall...Strength and Conditioning

## 1993 • JIM WACKER

Bob DeBesse...Offensive Coordinator  
Marc Dove...Defensive Coordinator  
Scott Brown...Defensive Line  
Chip Garber...Defensive Backs  
Noel Mazzone...Quarterbacks  
Joe Pannunzio...Tight Ends  
Gordon Shaw...Offensive Line  
Kevin Sumlin...Wide Receivers  
Buddy Wyatt...Defensive Ends  
Kevin Yoxall...Strength and Conditioning

## 1992 • JIM WACKER

Bob DeBesse...Offensive Coordinator  
Marc Dove...Defensive Coordinator  
Chris Brown...Defensive Line  
Scott Foerster...Offensive Line  
Chip Garber...Defensive Backs  
Noel Mazzone...Quarterbacks  
Joe Pannunzio...Tight Ends  
Charlie Williams...Wide Receivers  
Buddy Wyatt...Defensive Ends  
Bob Rohde...Strength and Conditioning

## 1991 • JOHN GUTEKUNST

Tom Gadd...Defensive Coordinator  
Jim Hueber...Offensive Coordinator  
Booker Brooks...Wide Receivers  
Chris Cosh...Defensive Line  
Robert Matheson...Defensive Line  
Vince Okruch...Outside Linebackers  
Mike Pendino...Offensive Line  
Ed Pinkham...Defensive Backs  
George Weimeier...Quarterbacks  
Bob Rohde...Strength and Conditioning  
Bob Schnelker...Volunteer Coach  
Butch Nash...Volunteer Coach

## 1990 • JOHN GUTEKUNST

Tom Gadd...Defensive Coordinator  
Jim Hueber...Offensive Coordinator  
Booker Brooks...Wide Receivers  
Bishop Harris...Running Backs  
Robert Matheson...Defensive Line  
Vince Okruch...Outside Linebackers  
Mike Pendino...Offensive Line  
Ed Pinkham...Defensive Backs  
George Weimeier...Quarterbacks  
Bob Rohde...Strength and Conditioning  
Butch Nash...Volunteer Coach

## 1989 • JOHN GUTEKUNST

Dick Biddle...Defensive Coordinator/ILBs  
Jim Hueber...Offensive Coordinator  
Booker Brooks...Wide Receivers  
Bishop Harris...Running Backs  
Robert Matheson...Defensive Line  
Vince Okruch...Defensive Ends  
Ed Pinkham...Defensive Backs  
Mal Scanlan...Quarterbacks  
George Weimeier...Special Teams/ES  
Bob Rohde...Strength and Conditioning  
Butch Nash...Volunteer Coach

# ALL-TIME COACHING STAFFS

## 1988 • JOHN GUTEKUNST

Larry Beckish..... Offensive Coordinator  
 Dick Biddle..... Defensive Coordinator/LBs  
 Booker Brooks..... Wide Receivers  
 Bishop Harris..... Running Backs  
 Jim Hueber..... Offensive Line  
 Robert Matheson..... Defensive Line  
 Billy Miller..... Defensive Backs  
 Vince Okruch..... Defensive Ends  
 George Wemeier..... Special Teams/TEs  
 Bob Rohde..... Strength and Conditioning  
 Butch Nash..... Volunteer Coach

## 1987 • JOHN GUTEKUNST

Larry Beckish..... Offensive Coordinator  
 Dick Biddle..... Defensive Coordinator/LBs  
 Booker Brooks..... Wide Receivers  
 Bishop Harris..... Outside Linebackers  
 Jim Hueber..... Offensive Line  
 Billy Miller..... Defensive Backs  
 Vince Okruch..... Running Backs  
 John Palermo..... Defensive Line  
 George Wemeier..... Tight Ends/Special Teams  
 Bob Rohde..... Strength and Conditioning  
 Butch Nash..... Volunteer Coach

## 1986 • JOHN GUTEKUNST

Larry Beckish..... Offensive Coordinator  
 Dick Biddle..... Defensive Coordinator/LBs  
 Booker Brooks..... Wide Receivers  
 Bishop Harris..... Outside Linebackers  
 Jim Hueber..... Offensive Line  
 Billy Miller..... Defensive Backs  
 John Palermo..... Defensive Line  
 Jim Strong..... Running Backs  
 George Wemeier..... Tight Ends/Special Teams  
 Vince Okruch .. Administrative Assistant/Recruiting Coord.  
 Bob Rohde..... Strength and Conditioning  
 Butch Nash..... Volunteer Coach

## 1985 • LOU HOLTZ

Larry Beckish..... Offensive Coordinator  
 John Gutekunst..... Defensive Coordinator  
 Dick Biddle..... Inside Linebackers  
 Pete Cordelli..... Wide Receivers  
 Jim Hueber..... Offensive Line  
 John Palermo..... Defensive Line  
 George Stewart..... Offensive Line  
 Jim Strong..... Running Backs  
 George Wemeier..... Outside Linebackers  
 Bob Rohde..... Strength and Conditioning  
 Butch Nash..... Volunteer Coach  
 Vinny Cerrato..... Graduate Assistant  
 Ron Cooper..... Graduate Assistant  
 Jeff Horton..... Graduate Assistant

## 1984 • LOU HOLTZ

Larry Beckish..... Offensive Coordinator  
 John Gutekunst..... Defensive Coordinator  
 Pete Cordelli..... Wide Receivers  
 Phil Elmastian..... Defensive Backs  
 Jim Hueber..... Offensive Line  
 John Palermo..... Defensive Line  
 George Stewart..... Offensive Line  
 Jim Strong..... Running Backs  
 George Wemeier..... Linebackers  
 Butch Nash..... Junior Varsity Coach  
 Bob Rohde..... Strength and Conditioning  
 Vinny Cerrato..... Graduate Assistant  
 Greg McMahon..... Graduate Assistant

## 1983 • JOE SALEM

Chuck Dickerson..... Def. Coordinator/LBs  
 Clarence Hudson..... Off. Coor./QBs/WRS  
 Lawrence Cooley..... Offensive Line  
 Dennis Dixon..... Offensive Line  
 Gerald O'Dell..... Linebackers  
 Bob Rankin..... Tight Ends  
 Jim Sherman..... Defensive Line  
 Roger Thomas..... Running Backs  
 Louis West..... Defensive Backs  
 Bob Rohde..... Strength and Conditioning  
 Fred Konrath..... Administrative Assistant

## 1982 • JOE SALEM

Bruce Vandersall..... Defensive Coordinator  
 Charles Baggett..... Wide Receivers  
 Bill Happel..... Defensive Backs  
 Mike Martz..... Running Backs  
 Pat Morris..... Offensive Line  
 Paul Olson..... Defensive Ends  
 Bob Rankin..... Tight Ends/Quarterbacks  
 Mike Wynn..... Defensive Line  
 Bob Rohde..... Strength and Conditioning  
 Fred Konrath..... Administrative Assistant

## 1981 • JOE SALEM

Bruce Vandersall..... Defensive Coordinator  
 Charles Baggett..... Wide Receivers  
 Don Baker..... Running Backs  
 Bill Happel..... Defensive Backs  
 Pat Morris..... Offensive Line  
 Paul Olson..... Defensive Ends  
 Bob Rankin..... Tight Ends/Quarterbacks  
 Mike Wynn..... Defensive Line  
 Bob Rohde..... Strength and Conditioning  
 Fred Konrath..... Administrative Assistant  
 Steve Cunningham..... Part-time Assistant  
 Joe Horn..... Part-time Assistant

## 1980 • JOE SALEM

Bruce Vandersall..... Defensive Coordinator  
 Don Baker..... Running Backs  
 Jim Clements..... Offensive Line  
 Bill Happel..... Administrative Assistant  
 Cal Jones..... Defensive Line  
 Pat Morris..... Offensive Line  
 Butch Nash..... Defensive Ends  
 Bob Rankin..... Wide Receivers  
 Dan Runkle..... Defensive Backs  
 Bob Rohde..... Strength and Conditioning  
 Dwight Doncombe..... Part-time Assistant  
 Tony Dundy..... Part-time Assistant  
 Dan Powers..... Part-time Assistant

## 1979 • JOE SALEM

Mike Shanahan..... Offensive Coordinator  
 Bruce Vandersall..... Defensive Coordinator  
 Jim Clements..... Offensive Line  
 Cal Jones..... Defensive Line  
 Pat Lavin..... Assistant Coach  
 Pat Morris..... Offensive Line  
 Butch Nash..... Defensive Ends  
 Dan Runkle..... Defensive Backs  
 Bob Rohde..... Strength and Conditioning  
 Jerome Fishbain..... Administrative Assistant  
 Tim Burke..... Graduate Assistant  
 Dwight Doncombe..... Graduate Assistant  
 Dan Powers..... Graduate Assistant

## 1978 • CAL STOLL

John Coatta..... Offensive Coordinator  
 Dick Moseley..... Defensive Coordinator  
 Roger French..... Assistant Coach  
 Cal Jones..... Defensive Line  
 Tim McGovern..... Tight Ends/Part-time  
 Pat Morris..... Offensive Line Coach  
 Butch Nash..... Ends Coach  
 Paul Olson..... Assistant Offensive Coach/WRS  
 Bruce Vandersall..... Linebackers  
 Ray Zingler..... Assistant Coach

## 1977 • CAL STOLL

John Coatta..... Assistant Coach  
 Roger French..... Assistant Coach  
 Cal Jones..... Defensive Line Coach  
 Tim McGovern..... Running Backs/Part-time  
 Dick Moseley..... Assistant Coach  
 Butch Nash..... Ends Coach  
 Paul Olson..... Ass't O-Line Coach/Tight Ends  
 Adrian Smith..... Part-time Assistant Coach  
 Charlie Wade..... Wide Receivers  
 Bruce Vandersall..... Linebackers  
 Bob Freeburg..... Graduate Assistant  
 Art Meadowcroft..... Graduate Assistant

## 1976 • CAL STOLL

Tom Moore..... Offensive Coordinator/QBs  
 Dick Moseley..... Defensive Coordinator  
 Charles Elmquist..... Assistant Coach  
 Roger French..... Assistant Coach  
 Tim McGovern..... Running Backs/Part-time  
 Butch Nash..... Ends Coach  
 Paul Olson..... Assistant Offensive Line/TEs  
 Norm Parker..... Interior Defensive Line  
 Bruce Vandersall..... Linebacker Coach  
 Charlie Wade..... Wide Receivers

## 1975 • CAL STOLL

Tom Moore..... Offensive Coordinator/QBs  
 Dick Moseley..... Defensive Coordinator  
 Maurice (Mo) Forte..... Running Backs  
 Roger French..... Assistant Coach  
 Butch Nash..... Ends Coach  
 Norm Parker..... Interior Defensive Line  
 Bruce Vandersall..... Linebackers Coach  
 Charlie Wade..... Wide Receivers

## 1974 • CAL STOLL

Dick Moseley..... Defensive Coordinator  
 Ron Stark..... Offensive Coordinator  
 Maurice (Mo) Forte..... Running Backs  
 Roger French..... Assistant Coach  
 Butch Nash..... Ends Coach  
 Norm Parker..... Interior Defensive Line  
 Bruce Vandersall..... Linebackers Coach  
 Charlie Wade..... Wide Receivers

## 1973 • CAL STOLL

Dick Moseley..... Defensive Coordinator  
 Ron Stark..... Offensive Coordinator/Off. Line  
 Maurice (Mo) Forte..... Assistant Coach  
 Roger French..... Assistant Coach  
 Tom Moore..... Running Backs/Off. Backfield  
 Butch Nash..... Ends Coach  
 Norm Parker..... Interior Defensive Line  
 Bruce Vandersall..... Linebackers Coach

## 1972 • CAL STOLL

Dick Moseley..... Defensive Coordinator  
 Ron Stark..... Offensive Coordinator/Off. Line  
 Maurice (Mo) Forte..... Assistant Coach  
 Roger French..... Offensive Tackles & Ends  
 Tom Moore..... Running Backs/Off. Backfield  
 Butch Nash..... Ends Coach  
 Norm Parker..... Interior Defensive Linemen  
 Bob (Woody) Widenhofer..... Linebackers

## 1971 • MURRAY WARMATH

Denver Crawford..... Line Coach  
 Maurice (Mo) Forte..... Assistant Coach  
 Roger French..... Assistant Coach  
 Bob Gongola..... Defensive Backfield Coach  
 Don Grammer..... Assistant Coach  
 Charles (Chip) Litten..... Assistant Coach  
 Butch Nash..... Ends Coach  
 Lauri Niskanen..... Assistant Coach

# ALL-TIME COACHING STAFFS

## 1970 • MURRAY WARMATH

Jerry Annis.....Int. Def. Line/LBs Coach  
 Denver Crawford.....Line Coach  
 Maurice (Mo) Forte.....Assistant Coach  
 Roger French.....Assistant Coach  
 Bob Gongola.....Defensive Backfield Coach  
 Don Grammer.....Assistant Coach  
 Butch Nash.....Ends Coach  
 Mike Reid.....Assistant Coach

## 1969 • MURRAY WARMATH

Jerry Annis.....Int. Def. Line/LBs Coach  
 Denver Crawford.....Line Coach  
 Bob Gongola.....Defensive Backfield Coach  
 Don Grammer.....Assistant Coach  
 Wally Johnson.....Ass't Coach/Freshmen  
 Mike McGee.....Assistant Coach  
 Butch Nash.....Ends Coach  
 Mike Reid.....Assistant Coach

## 1968 • MURRAY WARMATH

Jerry Annis.....Int. Def. Line/LBs Coach  
 Denver Crawford.....Line Coach  
 Bob Gongola.....Defensive Backfield Coach  
 Don Grammer.....Assistant Coach  
 Wally Johnson.....Ass't Coach/Freshmen  
 Mike McGee.....Assistant Coach  
 Butch Nash.....Ends Coach  
 Mike Reid.....Assistant Coach

## 1967 • MURRAY WARMATH

Jerry Annis.....Int. Def. Line/LBs Coach  
 Denver Crawford.....Line Coach  
 Bob Gongola.....Defensive Backfield Coach  
 Don Grammer.....Assistant Coach  
 Wally Johnson.....Ass't Coach/Freshmen  
 Mike McGee.....Assistant Coach  
 Butch Nash.....Ends Coach  
 Mike Reid.....Assistant Coach

## 1966 • MURRAY WARMATH

Jerry Annis.....Int. Def. Line/LBs Coach  
 Bob Bossons.....Offensive Line Coach  
 Denver Crawford.....Line Coach  
 Bob Gongola.....Defensive Backfield Coach  
 Don Grammer.....Assistant Coach  
 Wally Johnson.....Ass't Coach/Freshmen  
 Mike Reid.....Assistant Coach

## 1965 • MURRAY WARMATH

Jerry Annis.....Assistant Coach (Centers)  
 Bob Bossons.....Assistant-Offensive Line Coach  
 Denver Crawford.....Line Coach  
 Bob Delaney.....Assistant Coach  
 Donald Grammer.....Offensive Line Coach  
 Wally Johnson.....Ass't Coach/Freshmen  
 Butch Nash.....Ends Coach  
 Joe Salem.....Offensive Backfield

## 1964 • MURRAY WARMATH

Jerry Annis.....Assistant Coach (Centers)  
 Bob Bossons.....Defensive Coach  
 Denver Crawford.....Line Coach  
 Don Grammer.....Offensive Line Coach  
 Wally Johnson.....Ass't Coach/Freshmen  
 Dick Larson.....Backfield Coach  
 Butch Nash.....Ends Coach  
 Joe Salem.....Assistant Coach

## 1963 • MURRAY WARMATH

Jerry Annis.....Assistant Coach (Centers)  
 Bob Bossons.....Defensive Coach  
 Denver Crawford.....Line Coach  
 Don Grammer.....Offensive Line Coach  
 Wally Johnson.....Ass't Coach/Freshmen  
 Dick Larson.....Backfield Coach  
 Butch Nash.....Ends Coach  
 Joe Salem.....Defensive Coach

## 1962 • MURRAY WARMATH

Jerry Annis.....Assistant Coach (Centers)  
 Bob Bossons.....Defensive Coach  
 Denver Crawford.....Line Coach  
 Don Grammer.....Offensive Line Coach  
 Wally Johnson.....Ass't Coach/Freshmen  
 Dick Larson.....Backfield Coach  
 Butch Nash.....Ends Coach  
 Joe Salem.....Assistant Backfield Coach

## 1961 • MURRAY WARMATH

Jerry Annis.....Assistant Coach (Centers)  
 Bob Bossons.....Defensive Coach  
 Denver Crawford.....Line Coach  
 Don Grammer.....Offensive Line Coach  
 Wally Johnson.....Ass't Coach/Freshmen  
 Dick Larson.....Backfield Coach  
 Butch Nash.....Ends Coach  
 Joe Salem.....Assistant Backfield Coach

## 1960 • MURRAY WARMATH

Dick Bortstad.....Assistant Coach  
 Bob Bossons.....Defensive Coach  
 Jim Camp.....Assistant Coach  
 Denver Crawford.....Line Coach  
 Wally Johnson.....Ass't Coach/Freshmen  
 Dick Larson.....Backfield Coach  
 Butch Nash.....Ends Coach

## 1959 • MURRAY WARMATH

Bob Bossons.....Assistant Line Coach  
 Jim Camp.....Head Backfield Coach  
 Carleton Carlson.....Assistant Freshmen Coach  
 Denver Crawford.....Head Line Coach  
 Bob Haake.....Assistant Freshmen Coach  
 Wally Johnson.....Ass't Coach/Freshmen  
 Dick Larson.....Assistant Backfield Coach  
 Monte Miller.....Assistant Freshmen Coach  
 Butch Nash.....Ends Coach  
 Dave Skrein.....Assistant Backfield Coach  
 Rhody Tuszka.....Assistant Freshmen Coach

## 1958 • MURRAY WARMATH

Bob Bossons.....Assistant Line Coach  
 Jim Camp.....Head Backfield Coach  
 Carleton Carlson.....Assistant Freshmen Coach  
 Denver Crawford.....Head Line Coach  
 Bob Haake.....Assistant Freshmen Coach  
 Wally Johnson.....Ass't Coach/Freshmen  
 Dick Larson.....Assistant Backfield Coach  
 Monte Miller.....Assistant Freshmen Coach  
 Butch Nash.....Ends Coach  
 Dave Skrein.....Assistant Backfield Coach  
 Rhody Tuszka.....Assistant Freshmen Coach

## 1957 • MURRAY WARMATH

Jim Camp.....Head Backfield Coach  
 Denver Crawford.....Head Line Coach  
 Wally Johnson.....Ass't Coach/Freshmen  
 Ray Malavasi.....Assistant Coach  
 Bill Murphy.....Assistant Coach  
 Butch Nash.....Ends Coach  
 Dave Skrien.....Assistant Backfield Coach

## 1956 • MURRAY WARMATH

Bob Blaik.....Assistant Coach  
 Jim Camp.....Assistant Coach  
 Denver Crawford.....Assistant Coach  
 Wally Johnson.....Assistant Coach  
 Ray Malavasi.....Assistant Coach  
 Bill Murphy.....Assistant Coach  
 Butch Nash.....Assistant Coach

## 1955 • MURRAY WARMATH

Jim Camp.....Assistant Coach  
 Denver Crawford.....Line Coach  
 Bill Hilderbrand.....Assistant Coach  
 Wally Johnson.....Ass't Coach/Freshmen  
 Bill Murphy.....Backfield Coach  
 Butch Nash.....Assistant Coach

## 1954 • MURRAY WARMATH

Denver Crawford.....Line Coach  
 Bill Hilderbrand.....Assistant Coach  
 Wally Johnson.....Ass't Coach/Freshmen  
 Bill Murphy.....Backfield Coach  
 Butch Nash.....Assistant Coach

## 1953 • WES FESLER

Loyal Clark.....Line Coach  
 Dick Fisher.....Backfield Coach  
 Wally Johnson.....Head JV Coach  
 John Kulbitski.....Freshmen Coach  
 John McNally.....Assistant JV Coach  
 Butch Nash.....Assistant Coach  
 George "Bud" Svendsen.....Assistant Coach

## 1952 • WES FESLER

Loyal Clark.....Line Coach  
 Dick Fisher.....Backfield Coach  
 Wally Johnson.....Head JV Coach  
 John Kulbitski.....Freshmen Coach  
 John Mariucci.....Assistant Coach  
 Butch Nash.....Assistant Coach  
 George "Bud" Svendsen.....Assistant Coach

## 1951 • WES FESLER

Loyal Clark.....Line Coach  
 Dick Fisher.....Backfield Coach  
 Butch Nash.....Assistant Coach  
 George "Bud" Svendsen.....Assistant Coach

## 1950 • BERNIE BIERMAN

Bert Baston.....Ends Coach  
 Sheldon Beise....."B" Team Coach  
 Dr. George Hauser.....Line Coach  
 Butch Nash.....Freshmen Coach  
 John Roning.....Backfield Coach  
 George "Bud" Svendsen.....Assistant Coach

## 1949 • BERNIE BIERMAN

Bert Baston.....Ends Coach  
 Sheldon Beise.....Assistant Coach  
 Dr. George Hauser.....Line Coach  
 Butch Nash.....Freshmen Coach  
 John Roning.....Backfield Coach  
 George Svendsen.....Assistant Coach

## 1948 • BERNIE BIERMAN

Bert Baston.....End Coach  
 Sheldon Beise.....Assistant Coach  
 Dr. George Hauser.....Line Coach  
 Butch Nash.....Freshmen Coach  
 John Roning.....Backfield Coach  
 George Svendsen.....Line Coach

## 1947 • BERNIE BIERMAN

Bert Baston.....End Coach  
 Dr. George Hauser.....Line Coach  
 Butch Nash....."B" Team Coach  
 John Roning.....Freshmen Coach/Assistant End Coach  
 George Svendsen.....Assistant Line Coach  
 Dallas Ward.....Backfield Coach

## 1946 • BERNIE BIERMAN

Bert Baston.....End Coach  
 Dr. George Hauser.....Line Coach  
 John Roning....."B" Squad Coach  
 George Svendsen.....Assistant Line Coach  
 Dallas Ward.....Backfield Coach

## 1945 • BERNIE BIERMAN

Sheldon Beise.....Assistant Coach  
 Lowell Dawson.....Backfield Coach  
 Dr. George Hauser.....Line Coach

## 1944 • DR. GEORGE HAUSER

Lowell (Red) Dawson.....Backfield Coach  
 Jim Kelly.....Assistant Coach  
 Frank Patrick.....Assistant Coach  
 John Scafile.....Assistant Coach

# ALL-TIME COACHING STAFFS

## 1943 • DR. GEORGE HAUSER

Lowell (Red) Dawson ..... Backfield Coach  
 Jim Kelly ..... Reserve Coach/Scout  
 Francis "Pug" Lund ..... Freshmen Coach  
 Charles (Bud) Wilkinson ..... Asst. Line Coach

## 1942 • DR. GEORGE HAUSER

Lowell (Red) Dawson ..... Backfield Coach  
 Jim Kelly ..... Reserves/Scouts  
 John Roning ..... End Coach  
 Charles (Bud) Wilkinson ..... Asst. Backfield /Asst. Line Coach

## 1941 • BERNIE BIERMAN

Bert Baston ..... End Coach  
 Sheldon Beise ..... Backfield Coach  
 Sig Harris ..... Coach of Reserves  
 Dr. George Hauser ..... Line Coach  
 Dallas Ward ..... Freshmen Coach

## 1940 • BERNIE BIERMAN

Bert Baston ..... End Coach  
 Sheldon Beise ..... Backfield Coach  
 Sig Harris ..... Coach of Reserves  
 Dr. George Hauser ..... Line Coach  
 Dallas Ward ..... Freshmen Coach

## 1939 • BERNIE BIERMAN

Bert Baston ..... End Coach  
 Sheldon Beise ..... Backfield Coach  
 Sig Harris ..... Reserves Coach/Scout  
 Dr. George Hauser ..... Line Coach  
 Dallas Ward ..... Freshmen Coach/Scout

## 1938 • BERNIE BIERMAN

Bert Baston ..... End Coach  
 Sheldon Beise ..... Backfield Coach  
 Sig Harris ..... Coach of Reserves  
 Dr. George Hauser ..... Line Coach  
 Dallas Ward ..... Freshmen Coach

## 1937 • BERNIE BIERMAN

Bert Baston ..... End Coach  
 Sheldon Beise ..... Backfield Coach  
 Sig Harris ..... Coach of Reserves  
 Dr. George Hauser ..... Line Coach  
 Dallas Ward ..... Freshmen Coach

## 1936 • BERNIE BIERMAN

Bert Baston ..... End Coach  
 Sheldon Beise ..... Backfield Coach  
 Sig Harris ..... Coach of Reserves  
 Dr. George Hauser ..... Line Coach  
 Dallas Ward ..... Freshmen Coach

## 1935 • BERNIE BIERMAN

Bert Baston ..... End Coach  
 Lowell (Red) Dawson ..... Backfield Coach  
 Sig Harris ..... Freshmen Coach  
 Dr. George Hauser ..... Line Coach

## 1934 • BERNIE BIERMAN

Bert Baston ..... End Coach  
 Lowell (Red) Dawson ..... Backfield Coach  
 Sig Harris ..... Freshmen Coach  
 Dr. George Hauser ..... Line Coach

## 1933 • BERNIE BIERMAN

Elmer Apmann ..... Freshmen Coach  
 Bert Baston ..... End Coach  
 Lowell (Red) Dawson ..... Backfield Coach  
 Sherm Finger ..... Freshmen Coach  
 Sig Harris ..... Assistant Coach  
 Walter Hass ..... Freshmen Coach  
 Dr. George Hauser ..... Line Coach  
 Fred Hovde ..... Freshmen Coach  
 Dave MacMillan ..... Freshmen Coach  
 Otis McCreery ..... Freshmen Coach  
 Clarence Munn ..... Freshmen Coach  
 George Tuttle ..... Assistant Coach/Freshmen Coach  
 Marshall Wells ..... Freshmen Coach

## 1932 • BERNIE BIERMAN

Bert Baston ..... End Coach  
 Pat Boland ..... Freshmen Coach  
 Lowell (Red) Dawson ..... Backfield Coach  
 Sig Harris ..... Assistant Coach  
 Dr. George Hauser ..... Line Coach  
 Fred Hovde ..... Freshmen Coach  
 Frank McCormick ..... Assistant Coach  
 Otis McCreery ..... Freshmen Coach  
 Clarence Munn ..... Freshmen Coach  
 Bob Reihsen ..... Freshmen Coach  
 George Tuttle ..... Assistant Coach/Freshmen Coach

## 1931 • FRITZ CRISLER

Bert Baston ..... Ends Coach  
 Sig Harris ..... Freshmen Coach  
 George MacKinnon ..... Asst. Line Coach/Coach of the Reserves  
 Frank McCormick ..... Backfield Coach  
 Otis McCreery ..... Backfield Coach  
 George Tuttle ..... Freshmen Coach  
 Tad Wieman ..... Line Coach

## 1930 • FRITZ CRISLER

Bert Baston ..... End Coach  
 Sig Harris ..... Freshmen Coach  
 George MacKinnon ..... Asst. Line Coach/Coach of the Reserves  
 Frank McCormick ..... Backfield Coach  
 Otis McCreery ..... Backfield Coach  
 George Tuttle ..... Freshmen Coach  
 Tad Wieman ..... Line Coach

## 1929 • DR. CLARENCE SPEARS

Dutch Bergman ..... Assistant Coach  
 George Gibson ..... Assistant Coach  
 Louis Gross ..... Assistant Coach  
 Eddie Lynch ..... Assistant Coach  
 George MacKinnon ..... Assistant Coach  
 Doc Matchan ..... Assistant Coach

## 1928-26 • DR. CLARENCE SPEARS

Information not available

## 1925 • DR. CLARENCE SPEARS

George "Potsy" Clark ..... Backfield Coach  
 Sherm Finger ..... Freshmen Coach  
 Louis Gross ..... Line Coach  
 Sig Harris ..... Coach of the Reserves  
 Eddie Lynch ..... End Coach

## 1924 • WILLIAM SPAULDING

Campbell Dickson ..... End Coach  
 Merton Dunningham ..... Assistant Coach  
 Sherm Finger ..... Assistant Coach  
 Len Frank ..... Line Coach  
 Harry Taylor ..... Assistant Coach

## 1923 • WILLIAM SPAULDING

Ray Elliot ..... Assistant Coach  
 Len Frank ..... Assistant Coach  
 T.N. Metcalf ..... Assistant Coach  
 George Hauser ..... Assistant Coach  
 Blaine McKusick ..... Assistant Coach  
 Harry Taylor ..... Assistant Coach

## 1922 • WILLIAM SPAULDING

"Shorty" Clare Long ..... Backfield Coach  
 "Red" Louden ..... End Coach  
 Blaine McKusick ..... Line Coach  
 Arnold Oss ..... Backfield Coach

## 1921 • DR. HENRY WILLIAMS

Information not available

## 1920 • DR. HENRY WILLIAMS

Con Eklund ..... Assistant Coach  
 Leonard Frank ..... Assistant Coach  
 Sig Harris ..... Assistant Coach  
 George Hauser ..... Assistant Coach  
 Lawrence Lawler ..... Assistant Coach  
 Russell Tollefson ..... Assistant Coach  
 Vern Williams ..... Assistant Coach

## 1919 • DR. HENRY WILLIAMS

Leonard Frank ..... Assistant Coach  
 Sig Harris ..... Assistant Coach  
 George Hauser ..... Assistant Coach

## 1918 • DR. HENRY WILLIAMS

Bert Baston ..... Ends Coach  
 Sig Harris ..... Assistant Coach  
 Lawrence Lawler ..... Assistant Coach  
 Joseph M. Sprafka ..... Assistant Coach

## 1882—1917:

NO INFORMATION AVAILABLE

# ALL-TIME ASSISTANT COACHES

Name	Year(s)	Position(s)	Name	Year(s)	Position(s)
Adamle, Vic	1997-98	Wide Receivers Coach	Collins, Danny	2017-19	Quality Control
	1999-06	Running Backs Coach		2018	Defensive Graduate Assistant
Addae, Jahmile	2018	Defensive Backs		2020-21	Senior Defensive Analyst
Agpalsa, Daryl	2010-12	Offensive Graduate Assistant		2022	Safeties
Allen, Tim	1997-2006	Assistant AD for Football Operations	Cooks, Kerry	2005	Safeties/Pass Game Coordinator
Anderson, Brian	2011-13	Running Backs	Cooley, Lawrence	1983	Defensive Secondary
	2014-16	Wide Receivers			Offensive Line
Ankney, Moe	2001-02	Defensive Coordinator/Secondary	Cooper, Keanon	2015-17	Defensive Graduate Assistant
	2002-05	Asst. Head Coach/Defensive Ends	Cooper, Ron	1985	Graduate Assistant
Annis, Jerry	1961-65	Assistant Coach/Centers	Cordelli, Pete	1984-85	Wide Receivers
	1966-70	Linebackers/Defensive Line	Cosgrove, Clint	2007-09	Graduate Assistant
Appmann, Elmer	1933	Freshmen Coach	Cosgrove, Kevin	2009-10	Co-Defensive Coordinator
Axman, Steve	1998	Quarterbacks Coach	Cosh, Chris	1991	Defensive Line
Baggett, Charles	1981-82	Wide Receivers	Crawford, Denver	1954-71	Head Line Coach
Bailey, Carey	2005-06	Defensive Line	Criner, Mark	2006	Linebackers
Baker, Don	1980-81	Running Backs	Cross, Tim	2007-10	Defensive Line/Assoc. Head Coach
Barber, Thomas	2022-	Defensive Graduate Assistant	Cundiff, Blake	2005-06	Asst. Strength and Conditioning Coach
Baston, Bert*	1918, '30-41,	End Coach	Davis, Tim	2008-10 <sup>^</sup>	Offensive Line/Running Game Coordinator
	1946-50		Dawson, Chris	2001-02	Strength and Conditioning Coach
Beckish, Larry	1984-88	Offensive Coordinator	Dawson, Lowell	1932-35, '42-45	Backfield Coach
Beise, Sheldon*	1936-41	Backfield Coach	DeBesse, Bob	1992-96	Offensive Coordinator
	1945, '48-49	Assistant Coach	Delany, Bob	1965	Assistant Coach
	1950	"B" Team Coach	DeLattiboudere III, Winston	2023-	Defensive Line/Newcomer Coordinator
Bergman, Dutch	1929	Assistant Coach	Dickerson, Chuck	1983	Defensive Coordinator, Linebackers
Biddle, Dick	1985	Inside Linebackers	Dickson, Campbell	1924	End Coach
	1986-89	Inside Linebackers/Defensive Coordinator	Dixon, Dennis	1983	Offensive Line Coach
Bindelglass, Andrew	2019-21	Defensive Graduate Assistant	Dotkin-Carter, Dennis	2023-	Senior Defensive Analyst
	2022-	Defensive Quality Control	Dove, Marc	1992-95	Defensive Coordinator
Blaik, Bob	1956	Assistant Coach	Dunbar, Mike	2007-08	Assistant Head Coach/Offensive Coordinator
Boland, Pat	1932	Freshmen Coach	Duncombe, Dwight	1979	Graduate Assistant
Borstad, Dick	1960	Assistant Coach	Dunnigan, Merton	1924	Assistant Coach
Bossons, Bob	1958-59	Assistant Line Coach	Dyer, Chris	1999-2000	Graduate Assistant
	1960-64	Defensive Coach	Eklund, Con	1920	Assistant Coach
	1965-66	Assistant Offensive Line Coach	Elliot, Ray	1923	Assistant Coach
Bostad, Bob	1994-95	Graduate Assistant Coach	Elmassian, Phil	1984	Defensive Backs
Bowen, Clint	1997	Graduate Assistant Coach	Elmqvist, Charles	1976	Assistant Coach
Bray, Craig	2006	Defensive Secondary	Emerich, Jason	2018-19	Offensive Graduate Assistant
Brooks, Booker	1986-91	Wide Receivers	Faus, Nick	2022	Offensive Graduate Assistant
Brown, Scott	1992-94	Defensive Line	Finger, Sherm	1924-25	Assistant Coach
	1995	Linebackers		1925, '33	Freshmen Coach
Browning, Mitch	1997-98	Tight Ends/Recruiting Coordinator	Fisch, Jedd	2009	Offensive Coordinator
	1999	Tight Ends/Offensive Tackles	Fishbain, Jerome	1979	Administrative Assistant
	2000-05	Co-Offensive Coordinator/Tight Ends/ Offensive Tackles	Fisher, Dick	1951-53	Backfield Coach
	2006	Offensive Coordinator	Fobbs, Lee	1996	Outside Linebacker Coach
Burke, Tim	1979	Graduate Assistant	Foerster, Chris	1992	Offensive Line Coach
Burns, Kenni	2017-18	Running Backs	Forte, Maurice "Mo"	1970-74	Assistant Coach
	2019-22	Running Backs/Assistant Head Coach		1975	Running Backs
Burrow, Jeff	2003-04	Graduate Assistant	Frank, Len	1919-20, '23	Assistant Coach
Butler, John	2007-10	Linebackers/Special Teams		1924	Line Coach
Callahan, Brian	2017	Tight Ends	Freeburg, Bob	1977	Graduate Assistant Coach
	2018	Offensive Line	French, Roger	1970-78	Assistant Coach/ Offensive Tackles & Ends
	2019-	Offensive Line/Run Game Coordinator	Gadd, Tom	1990-91	Defensive Coordinator
Camp, Jim	1955-1960	Assistant Coach/Backfield Coach	Garber, Chip	1992-95	Defensive Backs
Carey, Rod	2000	Graduate Assistant	Gelber, Jason	2002	Graduate Assistant
Carlson, Carelton	1958-1959	Assistant Freshmen Coach	Gibbs, David	1997-2000	Defensive Coordinator/Secondary
Carter, Jeremiah	2005-06	Quality Control	Gibson, George	1929	Assistant Coach
Carrasco, Donald	2018-19	Defensive Graduate Assistant	Gigli, Jordan	2007-10	Defensive Quality Control
Cerrato, Vinny	1984-1985	Graduate Assistant	Gongola, Bob	1966-71	Defensive Backs
Chance, Rod	2019	Cornerbacks	Goodwin, Chris	2000-01	Graduate Assistant
Chandler, Dwayne	2001-02	Strength and Conditioning Assistant	Grammer, Don	1961-71	Offensive Line
	2003-06	Head Strength and Conditioning Coach	Griffin, Nate	2011-15	Offensive Quality Control
Chernoff, Gerrit	2017-20	General Manager	Grimes, Lee	2016	Offensive Graduate Assistant
	2020-	Assistant AD / General Manager	Gross, Louis	1925, 1929	Line Coach
Chism, Mike	1997-1998	Graduate Assistant	Gutekunst, John	1984-85	Defensive Coordinator
	2003	Strength and Conditioning Coach	Haake, Bob	1958-59	Assistant Freshmen Coach
Ciarrocca, Kirk	2017-19	Offensive Coordinator/Quarterbacks	Haley, Brick	2022	Defensive Line
	2022	Offensive Coordinator/Quarterbacks	Hammock, Thomas	2007-09	Running Backs
Claeys, Tracy	2011-15	Defensive Coordinator		2010	Co-Offensive Coordinator/Running Backs
Clark, Adam	2014-16	Director of Football Operations	Hanson, Cory	2014-15	Defensive Graduate Assistant
Clark, Lyrall	1951-1953	Line Coach	Happel, Bill	1981-82	Defensive Backs
Clark, George "Potsy"	1925	Backfield Coach	Harasymiak, Joe	2018-19~	Defensive Backs/Safeties
Clements, Jim	1979-1980	Offensive Line Coach		2020-21	Defensive Backs, Safeties, Co-Defensive Coordinator
Coatta, John	1977	Assistant Coach	Harbaugh, Greg	2017, 19	Offensive Quality Control
	1978	Offensive Coordinator		2022	Tight Ends
Cole, Jeremy	2017-20	Assistant Strength and Conditioning		2023-	Co-Offensive Coordinator/Quarterbacks
			Harris, Bishop	1986-87	Outside Linebackers
				1988-90	Running Backs

# ALL-TIME ASSISTANT COACHES

Harris, Sig	1918-20	Assistant Coach	McGee, Mike	1967-69	Assistant Coach
	1925	Coach of the Reserves	McGovern, Tim	1976-77	Running Backs
	1930-34	Freshmen Coach		1978	Running Backs/Tight Ends
	1935-41	Coach of the Reserves	McKissick-Luke, Nic	2023-	Running Backs
Hass, Walter	1933	Freshmen Coach	McKusick, Blaine	1922-23	Line Coach
Hartman, Chris	1996-2000	Strength & Conditioning Coach	McMahon, Greg	1984	Graduate Assistant
Hauser, Dr. George*	1919-20, '23	Assistant Coach	McNally, John	1953	Assistant JV Coach
	1932-41, '45-50	Line Coach	Meadowcroft, Art	1977	Meadow Assistant
Haynes, Paul	2020-21	Cornerbacks	Metcalfe, T.N.	1923	Assistant Coach
	2022	Cornerbacks/Co-Defensive Coordinator	Meyer, Phil	2007-08	Offensive Line
Hestness, Seth	2020-21	Offensive Graduate Assistant	Miller, Bart	2016	Offensive Line
Hightower, Richard	2009	Wide Receivers	Miller, Bill	1986-88	Defensive Backs
Hilderbrand, Bill	1954-55	Assistant Coach		2011-13	Linebackers, Assistant Head Coach
Hill, Mark	2007-10	Head Strength and Conditioning Coach	Miller, Monte	1958-59	Assistant Freshmen Coach
Hippe, Adam	2015-16	Defensive / Special Teams Graduate Asst.	Miller, Warren	2005-06	Quality Control
Horton, Jeff	1985	Graduate Assistant	Mitchell, Reggie	1997-98	Running Backs
	2010	Co-Offensive Coord., Interim Head Coach	Monroe, Marty	1994-95	Graduate Assistant
Hovde, Fred	1932-33	Freshmen Coach	Monroe, Nick	2023-	Cornerbacks/Co-Defensive Coordinator
Hudson, Clarence	1983	Offensive Coordinator,	Moore, Tom	1972-73	Offensive Backfield Coach
		Quarterbacks & Wide Receivers		1975-76	Offensive Coordinator/Quarterbacks
Hudson, Greg	2001-02	Linebackers/Recruiting Coordinator	Morgan, Desmond	2019	Special Teams Quality Control
	2002-04	Defensive Coordinator/Linebackers	Morris, Pat	1978-82	Offensive Line
Hueber, Jim	1984-88	Offensive Line Coach	Moseley, Dick	1972-78	Defensive Coordinator
	1989-91	Offensive Coordinator	Moulton, Drew	2017-18	Offensive Graduate Assistant
Jackson, Jim	2007-09	Graduate Assistant	Munn, Clarence	1932-33	Freshmen Coach
Johnson, Chaka	2000	Graduate Assistant	Murphy, Bill	1954-57	Assistant Coach/Backfield Coach
Johnson, Jay	2016	Offensive Coordinator	Nash, Butch	1947	"B" Team Coach
Johnson, Wally	1952-53	Head JV Coach		1948-50	Freshmen Coach
	1954-69	Assistant Coach-Varsity/Head Freshmen Coach		1951-80	Ends Coach
Jones, Cal	1977-80	Defensive Line		1984	JV Coach
Jones, Kevin	1996	Graduate Assistant Coach		1985-91	Volunteer Coach
Jones, Willie	2021-	Assistant Director of Athletic Performance	Nelson, Jesse	2010	Defensive Graduate Assistant
Jordan, Keith	2016	Special Teams Quality Control	Nichol, Dan	2017-	Head Strength and Conditioning
Kekuewa, Keli'kuewa	2017	Offensive Graduate Assistant	Niedermann, Jacob	2019-	Assistant Strength and Conditioning
Kelly, Jim	1942-44	Coach of the Reserves/Scout	Niskanen, Lauri	1971	Assistant Coach
Klein, Eric	2011-16	Head Strength and Conditioning	Nunez, Jay	2013-15	Special Teams Quality Control
Koehler, Eric	2023-	Senior Offensive Analyst	Nye, Jacob	2019-21	Offensive Graduate Assistant
Konrath, Fred	1981-83	Administrative Assistant	O'Brien, Dan	2008-13	Assoc. AD For Football / Director of Football Ops
Kostich, Shawn	2011-13	Defensive Graduate Assistant		2015-16!	Asst. Defensive Backs / Co-Special Teams
Kulbitski, John	1952-53	Freshmen Coach			Coord. / Asst. to the Head Coach
Larson, Dick	1958-59	Assistant Backfield Coach	O'Dell, Gerald	1983	Linebackers
	1960-64	Backfield Coach	Okruh, Vince	1986	Running Backs/Administrative Assistant (86),
Lavin, Pat	1979	Assistant Coach		1988-89	Defensive Ends
Lawler, Lawrence	1918, 1920	Assistant Coach		1990-91	Outside Linebackers
Lee, Ronnie	2007-10	Defensive Backs	Olson, Paul	1976-77	Offensive Assistant/Tight Ends
	2009-10	Defensive Backs/Co-Defensive Coordinator		1978	Offensive Assistant/Wide Receivers
	2007-10	Tight Ends		1981-82	Defensive Ends
Limegrover, Matt	2011-15	Offensive Coordinator/Offensive Line	Olson, Trevor	2013-15	Offensive Graduate Assistant
Linguist, Maurice	2017	Defensive Backs	Oss, Arnold	1922	Backfield Coach
Lippincott, David	2003-04	Graduate Assistant	Palermo, John	1984-87	Defensive Line
Litfen, Charles (Chip)	1971	Assistant Coach	Panagos, Jim	2019	Defensive Line
Lockwood, David	2002	Defensive Secondary	Pannunzio, Joe	1992-94	Tight Ends Coach
	2002-04	Def. Secondary/Recruiting Coordinator	Parker, David	2017	Defensive Graduate Assistant
	2005-06	Defensive Coordinator		2018	Quality Control
Loney, Steve	1998-99	Offensive Coordinator	Parker, Norm	1972-76	Interior Defensive Line
Long, Clare "Shorty"	1922	Backfield Coach	Patrick, Frank	1944	Assistant Coach
Louden, "Red"	1922	Ends Coach	Patterson, Clay	2018-21	Tight Ends
Lund, Francis "Pug"	1943	Freshmen Coach	Paup, Bryce	2016-17	Defensive Line
Lynch, Eddie	1925-29	Ends Coach	Pawola, Christian	2022-	Defensive Graduate Assistant
MacKinnon, George	1929-31	Assistant Line Coach/Coach of the Reserves	Peagler, William	2016	Offensive Quality Control
MacMillan, Dave	1933	Freshmen Coach	Pearson, Chad	2011-16	Assistant Strength and Conditioning
Maiuri, Ryan	2013-14	Offensive Graduate Assistant	Pendino, Mike	1990-91	Offensive Line
Majewski, Tyler	2020-21	Special Teams Quality Control	Peoples, Will	2007-10	Assistant Strength and Conditioning
Malavasi, Ray	1956-57	Assistant Coach	Perry, Dustin	2012-16	Assistant Strength and Conditioning
Mariucci, John	1952	Assistant Coach	Petersen, Tony	1999	Quarterbacks
Martz, Mike	1982	Running Backs		2000-05	Co-Offensive Coordinator/Quarterbacks
Matchan, Doc	1929	Assistant Coach		2006	Passing Game/Quarterbacks
Matheson, Robert	1988-91	Defensive Line	Phelps, Jeff	2011-16	Defensive Line
Matute, Angel	2022-	Offensive Graduate Assistant	Phillips, Joe "Joker"	1999-2000	Wide Receivers
Mazzone, Noel	1992-94	Quarterback Coach	Pinkham, Ed	1989-91	Defensive Backs
McClintock, Ken	1996	Graduate Assistant	Poore, Pat	2011-13	Wide Receivers
McCormick, Frank	1930-32	Backfield Coach		2014-16	Running Backs
McCreery, Otis	1930-31	Backfield Coach	Powers, Dan	1979	Graduate Assistant
	1932-33	Freshmen Coach	Priefer Jr., Michael	2018	Steam Teams Graduate Assistant
McDaniels, Ben	2004-05	Graduate Assistant	Rankin, Bob	1980	Wide Receivers
McDonald, George	2007-08	Wide Receivers		1981-82	Tight Ends/Quarterbacks
McElroy, Mike	2014-15	Defensive Graduate Assistant		1983	Tight Ends



# ALL-TIME ASSISTANT COACHES

Reece, Ron	1993	Graduate Assistant	Tressel, Luke	2002-04	Graduate Assistant
Reeves, Rob	2011-16	Tight Ends/H-Backs		2005-06	Wide Receivers
Reid, Mike	1966-70	Assistant Coach	Turner, David	2001	Defensive Ends
Reihnsen, Bob	1932	Freshmen Coach	Tuszka, Rhody	1958-59	Assistant Freshmen Coach
Rice, Melvin	2012-14	Defensive Quality Control	Tuttle, George	1930-33	Assistant Coach/Freshmen Coach
Robbins, CJ	2020-21	Defensive Graduate Assistant	Uzelac, Elliot	1997	Offensive Coordinator
Rohde, Bob	1979-92	Strength and Conditioning Coach	Vandersall, Bruce	1974-78	Linebackers Coach
Roning, John*	1942	Ends Coach		1979-82	Defensive Coordinator
	1946	"B" Squad Coach	Varness, Vince	2001-2002	Graduate Assistant
	1947	Freshmen Coach/Assistant End Coach	Wade, Charlie	1974-77	Wide Receivers Coach
	1948-50	Backfield Coach	Walker, Pat	2021-22	Assistant Performance Graduate Assistant
Roof, Ted	2008	Defensive Coordinator	Ward, Dallas*	1936-41	Freshmen Coach
Rosburg, Jerry	1996	Defensive Backs Coach		1946-47	Backfield Coach
Rose, Tim	1996	Defensive Coordinator	Warinner, Ed	2016-17	Offensive Line
Roskos, Greg	2007-08	Offensive Quality Control	Wasilewski, Marcus	2017-18	Assistant Strength and Conditioning
Rossi, Joe	2017	Quality Control	Watson, Steve	2010	Wide Receivers
	2018-	Defensive Coordinator / Linebackers	Weber, Adam	2015-16	Offensive Graduate Assistant
Runkle, Dan	1979-80	Defensive Backs Coach	Weiden, Peter	2017	Director of Operations
Salem, Joe	1961-62	Assistant Backfield Coach	Wells, Marshall	1933	Freshmen Coach
	1963	Defensive Coach	Wemeier, George	1984	Linebackers Coach
	1964	Assistant Coach		1985	Outside Linebackers
	1965	Offensive Backfield Coach		1986-89	Tight Ends & Special Teams
Sanford Jr., Mike	2020-21	Offensive Coordinator/Quarterbacks		1990-91	Quarterbacks
Sapanaro, Dan	2005-06	Graduate Assistant	Wenger, Rob	2017-19	Special Teams Coordinator
Sauter, Cory	2006	Graduate Assistant		2020-	Special Teams Coordinator / Rush Ends
Sawwel, Jay	2011-15	Defensive Backs/Special Teams	West, Louis	1983	Defensive Backs
	2015-16	Defensive Coordinator	West, Marcus	2018	Defensive Line Pass Rush Specialist
Scafile, John	1944	Assistant Coach	Widenhofer, Bob	1972	Linebackers
Scanlan, Mal	1989	Quarterbacks	Wieman, Tad	1930-31	Line Coach
Schade, Bob	1993	Graduate Assistant	Wilkinson, Charles	1942-43	Assistant Line/Assistant Backfield
Schmelker, Bob	1991	Volunteer Coach	Williams, Charlie	1992	Wide Receivers Coach
Schumacher, Ben	2013, 2018-	Assistant Strength and Conditioning	Williams, Troy	2016	Assistant Strength Coach
Shanahan, Mike	1979	Offensive Coordinator	Williams, Vern	1920	Assistant Coach
Shaw, Gordon	1993-96	Offensive Line	Wilson, Richard	2001-04	Wide Receivers
	1997-00	Defensive Line	Wilt, Chad	2020-21	Defensive Line
	2001-06	Guards and Centers	Withers, Everett	2007	Defensive Coordinator
Sheehan, Brian	2022-	Offensive Quality Control	Wyatt, Buddy	1992-94	Defensive End
Sheppard, Brian	2020-21	Offensive Quality Control	Wynn, Mike	1981-82	Defensive Line
Sherals, Mike	2013	Defensive Graduate Assistant	Yanowsky, Don	1996	Defensive Line Coach
	2014-16	Linebackers	Yearby, Tyler	2011-12	Assistant Strength and Conditioning
Sherman, Jim	1983	Defensive Line	Yoxall, Kevin	1993-95	Strength and Conditioning Coach
Siciliano, Nick	2018	Quality Control	Zebrowski, Jim	2011-15	Quarterbacks
Simon, Matt	2017-19	Wide Receivers	Zingler, Ray	1978	Assistant Coach
	2020-	Wide Receivers/Co-Offensive Coordinator	Zorn, Jim	1995-96	Quarterbacks Coach
Sims, Tom	2001-06	Defensive Line			
Skrien, Dave	1957-59	Assistant Backfield Coach			
	1992-95	Administrative Assistant			
Smith, Adrian	1977	Part-time Assistant Coach			
Smith, Jared	1999	Graduate Assistant			
	2000	Guards and Centers			
Smith, Robb	2017-18	Defensive Coordinator			
Smith, Ryan	2022-	Special Teams Quality Control			
Snyder, Mark	1997-2000	Defensive Ends			
Sorrentino, Tony	2009-10	Offensive Quality Control			
Sowder, Andrew	2023-	Tight Ends			
Sprafka, Joseph	1918	Assistant Coach			
Stark, Ron	1972-73	Offensive Line/Offensive Coordinator			
	1974	Offensive Coordinator			
Stewart, George	1984-85	Offensive Line Coach			
Stripling, Steve	1997-98	Linebackers			
	1999-00	Linebackers/Recruiting Coordinator			
Strong, Jim	1984-86	Running Backs			
Sunlin, Kevin	1993-96	Wide Receivers			
	1997	Quarterbacks			
Svendsen, George	1946-47	Assistant Line Coach			
	1948-50	Head Line Coach			
Svendsen, Earl "Bud"	1951-53	Assistant Coach			
Szucs, Terry	2015-16	Defensive Quality Control			
Taylor, Harry	1923-24	Assistant Coach			
Taylor, Randy	2007	Director of Football Operations			
Thomas, Roger	1983	Running Backs			
Thompson, Shea	2012-15	Assistant Strength and Conditioning			
Thompson, Kane	2013-16	Assistant Strength and Conditioning			
Thompson, Troy	2023-	Assistant Director of Athletic Performance			
Thoren, Jason	2002-03	Graduate Assistant			
Tollefson, Russell	1920	Assistant Coach			
Tommerdahl, Mark	1995-96	Special Teams Coach/Tight Ends			

\* Served in World War II

^ - Joined staff prior to 2008 Insight Bowl

! - Joined staff prior to 2015 Quick Lane Bowl

~ - Joined staff prior to 2018 Quick Lane Bowl

# H O M E C O M I N G   R E S U L T S

## HOMECOMING RESULTS vs. OPPONENTS

	W	L	T	Pct.
Bowling Green	0	1	0	.000
Chicago	3	0	0	1.000
Illinois	7	4	1	.625
Indiana	6	2	0	.750
Iowa	10	4	0	.714
Michigan	6	7	0	.462
Michigan State	5	3	0	.625
Nebraska	1	1	0	.500
Northwestern	9	8	2	.526
Ohio	1	0	0	1.000
Ohio State	0	4	0	.000
Pittsburgh	1	0	0	1.000
Purdue	7	4	0	.700
Rutgers	1	0	0	1.000
USC	1	0	0	1.000
Vanderbilt	1	0	0	1.000
Wisconsin	5	2	0	.714
<b>Total</b>	<b>64</b>	<b>40</b>	<b>3</b>	<b>.612</b>

1914*	Minnesota 14, Wisconsin 3	1970*	Minnesota 23, Michigan State 13
1915*	Minnesota 20, Chicago 7	1971	Minnesota 7, Michigan 35
1916*	Minnesota 54, Wisconsin 0	1972*	Minnesota 43, Iowa 14
1917*	Minnesota 33, Chicago 0	1973	Minnesota 7, Michigan 34
1918*	Minnesota 6, Wisconsin 0	1974*	Minnesota 23, Iowa 17
1919	Minnesota 6, Illinois 10	1975	Minnesota 15, Michigan State 38
		1976*	Minnesota 29, Illinois 14
1920	Minnesota 0, Michigan 3	1977*	Minnesota 14, Northwestern 7
1921	Minnesota 7, Iowa 41	1978*	Minnesota 32, Indiana 31
1922	Minnesota 0, Wisconsin 14	1979	Minnesota 17, Illinois 17
1923*	Minnesota 20, Iowa 7		
1924	Minnesota 0, Michigan 13	1980	Minnesota 14, Michigan 37
1925*	Minnesota 33, Iowa 0	1981*	Minnesota 35, Northwestern 23
1926	Minnesota 6, Michigan 7	1982	Minnesota 21, Indiana 40
1927*	Minnesota 38, Iowa 0	1983	Minnesota 17, Wisconsin 56
1928*	Minnesota 33, Chicago 7	1984	Minnesota 28, Northwestern 31
1929	Minnesota 6, Michigan 7	1985	Minnesota 19, Ohio State 23
		1986*	Minnesota 44, Northwestern 23
1930	Minnesota 6, Northwestern 27	1987	Minnesota 17, Indiana 18
1931*	Minnesota 14, Wisconsin 0	1988	Minnesota 28, Northwestern 28
1932*	Minnesota 7, Northwestern 0	1989*	Minnesota 35, Purdue 15
1933*	Minnesota 19, Iowa 7		
1934*	Minnesota 34, Michigan 0	1990*	Minnesota 35, Northwestern 25
1935*	Minnesota 21, Northwestern 13	1991*	Minnesota 6, Purdue 3
1936*	Minnesota 52, Iowa 0	1992	Minnesota 15, Michigan State 20
1937	<i>No game</i>	1993*	Minnesota 28, Wisconsin 21
1938*	Minnesota 7, Michigan 6	1994	Minnesota 31, Northwestern 37
1939	Minnesota 20, Ohio State 23	1995	Minnesota 17, Northwestern 27
		1996	Minnesota 9, Michigan State 27
		1997	Minnesota 3, Ohio State 31
1940*	Minnesota 34, Iowa 6	1998*	Minnesota 19, Michigan State 18
1941*	Minnesota 8, Northwestern 7	1999	Minnesota 28, Purdue 33
1942*	Minnesota 16, Michigan 14		
1943	Minnesota 7, Purdue 14	2000	Minnesota 35, Northwestern 41
1944	Minnesota 14, Northwestern 14	2001*	Minnesota 28, Michigan State 19
1945*	Minnesota 30, Northwestern 7	2002*	Minnesota 45, Northwestern 42
1946*	Minnesota 13, Purdue 7	2003*	Minnesota 55, Indiana 7
1947*	Minnesota 26, Purdue 21	2004*	Minnesota 45, Illinois 0
1948*	Minnesota 30, Indiana 7	2005*	Minnesota 42, Purdue 35 (OT)
1949	Minnesota 7, Purdue 13	2006*	Minnesota 63, Indiana 26
		2007	Minnesota 17, Illinois 44
1950	Minnesota 0, Iowa 13	2008	Minnesota 17, Northwestern 24
1951*	Minnesota 39, Nebraska 20	2009*	Minnesota 35, Purdue 20
1952*	Minnesota 17, Iowa 7		
1953*	Minnesota 28, Indiana 20	2010	Minnesota 28, Northwestern 29
1954*	Minnesota 19, Michigan State 13	2011	Minnesota 14, Nebraska 41
1955*	Minnesota 25, Southern Cal 19	2012	Minnesota 13, Northwestern 21
1956*	Minnesota 9, Pittsburgh 6	2013	Minnesota 7, Iowa 23
1957*	Minnesota 34, Indiana 0	2014*	Minnesota 39, Purdue 38
1958	Minnesota 8, Illinois 20	2015*	Minnesota 27, Ohio 24
1959*	Minnesota 20, Vanderbilt 6	2016*	Minnesota 34, Rutgers 32
		2017*	Minnesota 24, Illinois 17
1960*	Minnesota 21, Illinois 10	2018	Minnesota 31, Iowa 48
1961*	Minnesota 23, Michigan 20	2019*	Minnesota 40, Illinois 17
1962*	Minnesota 17, Illinois 0		
1963*	Minnesota 6, Michigan 0	2020	<i>No game</i>
1964	Minnesota 0, Illinois 14	2021	Minnesota 10, Bowling Green 14
1965*	Minnesota 14, Michigan 13	2022	Minnesota 10, Purdue 20
1966*	Minnesota 17, Iowa 0		
1967*	Minnesota 21, Michigan State 0		
1968*	Minnesota 17, Illinois 0		
1969	Minnesota 7, Ohio State 34		

\* Indicates Minnesota victories

# YEAR-BY-YEAR RECORDS

## ALL-TIME COACHING RECORDS

Coach	Seasons	Years	Won	Lost	Tied	Pct.
Thomas Peebles	1	1883	1	2	0	.333
Fredrick Jones	3	1886-88	3	3	0	.500
D.W. McCord, Al McCord, F. Heffelfinger, B. Morse	1	1889	3	1	0	.750
Tom Eck	1	1890	5	1	1	.833
Ed "Dad" Moulton	1	1891	3	1	1	.750
"Wallie" Winter	1	1893	6	0	0	1.000
Tom Cochran Jr.	1	1894	3	1	0	.750
Walt "Pudge" Heffelfinger	1	1895	7	3	0	.700
Alexander Jerrems	2	1896-97	12	6	0	.667
Jack Minds	1	1898	4	5	0	.444
John Harrison, William C. Leary	1	1899	6	3	2	.682
Henry L. Williams	22	1900-21	136	33	11	.786
William Spaulding	3	1922-24	11	7	4	.611
Clarence Spears	5	1925-29	28	9	3	.757
Herbert "Fritz" Crisler	2	1930-31	10	7	1	.588

### 1882 Record: 1-1

Coach: None

Date	UM	Opp.
9/29	W 4	Hamline
	L 0	Hamline
	4	2

### 1883 Record: 1-2

Coach: Thomas Peebles (1st)

Date	UM	Opp.
10/24	L 2	Carleton
11/3	W 5	Hamline
	L 2	Ex-Collegiates
	9	8

### 1884 and 1885 (no games)

### 1886 Record: 0-2

Coach: Fredrick S. Jones (1st)

Date	UM	Opp.
	L 5	at Shattuck
11/27	L 8	Shattuck
	13	27

### 1887 Record: 2-0

Coach: Fredrick S. Jones (2nd)

Date	UM	Opp.
	W 8	Minneapolis High
	W 14	Alumni
	22	0

### 1888 Record: 1-1

Coach: Fredrick S. Jones (3rd)

Date	UM	Opp.
10/28	L 8	at Shattuck
10/31	W 14	Shattuck
	22	16

### 1889 Record: 3-1

Coach: D.W. McCord, Al McCord, Frank Heffelfinger, Billy Morse

Date	UM	Opp.
10/5	W 2	Ex-Collegiates
10/26	W 10	Ex-Collegiates
11/11	L 8	at Shattuck
11/20	W 26	Shattuck
	46	28

Coach	Seasons	Years	Won	Lost	Tied	Pct.
Bernie Bierman	16	1932-41, '45-50	93	35	6	.727
George Hauser	3	1942-44	15	11	1	.577
Wes Fesler	3	1951-53	10	13	4	.435
Murray Warmath	18	1954-71	87	78	7	.526
Cal Stoll	7	1972-78	39	39	0	.500
Joe Salem	5	1979-83	19	35	1	.352
Lou Holtz	2	1984-85	10	12	0	.455
John Gutekunst	6+	1986-91	29	36	2	.441
Jim Wacker	5	1992-96	16	39	0	.291
Glen Mason	10	1997-06	64	57	0	.529
Tim Brewster	3+	2007-10	15	30	0	.333
Jeff Horton (interim)	<1	2010	2	3	0	.400
Jerry Kill	4+	2011-15	29	29	0	.500
Tracy Clays	<2	2015-16	11	8	0	.578
P.J. Fleck	6	2017-	44	27	0	.620

### 1890 Record: 5-1-1

Coach: Tom Eck (1st)

Date	UM	Opp.	Att.
10/27	W 44	at Hamline	0
11/3	W 58	at Shattuck	0
11/5	T 0	Ex-Collegiates	0
11/8	W 18	Grinnell	13
11/15	W 63	Wisconsin	0
11/19	L 11	Ex-Collegiates	14
11/29	W 14	Ex-Collegiates	6
	208	33	

### 1891 Record: 3-1-1

Coach: Edward "Dad" Moulton (1st)

Date	UM	Opp.
10/17	L 0	Ex-Collegiates
10/24	W 26	Wisconsin
10/31	T 12	at Grinnell
11/2	W 42	at Iowa
11/14	W 22	Grinnell
	102	46

### 1892 Record: 5-0

Coach: None Intercollegiate Athletic Association of the Northwest Champions

Date	UM	Opp.
10/1	W 18	Ex-Collegiates
10/17	W 14	Michigan
10/22	W 40	Grinnell
10/29	W 32	Wisconsin
11/8	W 16	at Northwestern
	120	56

### 1893 Record: 6-0

Coach: "Wallie" Winter (1st)

Intercollegiate Athletic Association of the Northwest Champion

Date	UM	Opp.	Att.
10/14	W 12	Kansas	6
10/21	W 36	Grinnell	6
10/24	W 10	at Hamline	6
10/28	W 34	at Michigan	20
10/30	W 16	at Northwestern	0
11/11	W 40	Wisconsin	0
	148	38	

# YEAR-BY-YEAR RECORDS

## 1894 Record: 3-1

Coach: Tom Cochrane Jr. (1st)

Date	UM	Opp.	Att.
10/13	W 10	Grinnell	2
10/27	W 24	Purdue	0
11/10	W 40	Beloit	0
11/17	L 0	at Wisconsin	6
		74	8

## 1895 Record: 7-3

Coach: Walt "Pudge" Heffelfinger (1st)

Date	UM	Opp.	Att.
9/29	W 20	Mpls. Central H.S.	0
10/5	L 4	Grinnell	6
10/12	W 6	Boat Club	0
10/19	W 24	Iowa State	0
10/25	W 10	at Chicago	6
10/29	L 4	at Purdue	16
11/2	W 40	Macalester	0
11/16	W 14	Wisconsin	10
11/23	L 0	at Michigan (at Detroit)	20
11/28	W 14	Ex-Collegiates	0
		136	58

## 1896 Record: 8-2 (1-2/5th)

Coach: Alexander Jerrems (1st)

Date	UM	Opp.	Att.
9/19	W 34	at South High	0
9/26	W 50	Mpls. Central H.S.	0
10/3	W 16	Carleton	6
10/10	W 12	Grinnell	0
10/17	W 14	Purdue*	0
10/24	W 18	Iowa State	6
10/31	W 8	Ex-Collegiates	0
11/7	L 4	Michigan*	6
11/21	L 0	at Wisconsin*	6
11/28	W 12	at Kansas	0
		168	24

## 1897 Record: 4-4 (0-3/76th)

Coach: Alexander Jerrems (2nd)

Date	UM	Opp.	Att.
9/25	W 22	South High	0
10/2	W 26	Macalester	0
10/9	W 48	Carleton	6
10/16	W 6	Grinnell	0
10/23	L 10	Iowa State	12
10/30	L 0	Wisconsin*	39
11/13	L 0	at Michigan*	14
11/25	L 0	at Purdue*	6
		112	77

## 1898 Record: 4-5 (1-2/5th)

Coach: Jack Minds (1st)

Date	UM	Opp.	Att.
10/1	W 32	Carleton	0
10/5	L 0	Alumni	5
10/8	W 12	Rush Medical Center	0
10/15	L 6	Grinnell	16
10/22	L 0	Iowa State	6
10/29	L 0	at Wisconsin*	28
11/5	W 15	North Dakota	0
11/12	W 17	Northwestern*	6
11/24	L 10	Illinois*	11
		92	72

## 1899 Record: 6-3-2 (0-3/76th)

Coach: John Harrison & William C. Leary (1st)

Date	UM	Opp.	Att.
9/26	W 20	Mpls. Central H.S.	0
10/3	W 29	Macalester	0
10/7	W 40	Shattuck	0
10/14	W 35	Carleton	5
10/21	W 6	Iowa State	0
10/28	T 5	Grinnell	5
11/4	L 5	Northwestern*	11
11/8	W 6	Alumni	5
11/11	T 5	Beloit	5
11/18	L 0	Wisconsin*	19
11/25	L 0	at Chicago*	29
		151	79

## 1900 Record: 10-0-2 (3-0-1/1st)

Coach: Henry L. Williams (1st)

Date	UM	Opp.	Att.
9/15	T 0	Central High	0
9/22	W 26	St. Paul Central H.S.	0
9/26	W 66	Macalester	0
9/29	W 44	Carleton	0
10/6	W 27	Iowa State	0
10/13	T 6	Chicago*	6
10/20	W 26	Grinnell	0
10/27	W 34	North Dakota	0
11/3	W 6	Wisconsin*	5
11/10	W 23	Illinois*	0
11/17	W 21	Northwestern*	0
11/29	W 20	at Nebraska	12
		299	23

## 1901 Record: 9-1-1 (3-1-0/3rd)

Coach: Henry L. Williams (2nd)

Date	UM	Opp.	Att.
9/21	T 0	Central High	0
9/21	W 16	St. Paul Central H.S.	0
9/28	W 35	Carleton	0
10/5	W 27	Chicago College	0
10/12	W 19	Nebraska	0
10/26	W 16	Iowa*	0
11/4	W 28	Haskell	0
11/9	W 10	North Dakota	0
11/16	L 0	at Wisconsin*	18
11/23	W 16	at Northwestern*	0
11/28	W 16	at Illinois*	0
		183	18

## 1902 Record: 9-2-1 (3-1-0/3rd)

Coach: Henry L. Williams (3rd)

Date	UM	Opp.	Att.
9/22	T 0	St. Paul Central H.S.	0
9/22	W 28	Mpls. Central H.S.	0
9/27	W 33	Carleton	0
10/4	W 16	Iowa State	0
10/7	W 59	Hamline	0
10/11	W 29	Beloit	0
10/18	L 0	Nebraska	6
10/25	W 34	at Iowa*	0
11/1	W 102	Grinnell	0
11/8	W 17	Illinois*	5
11/15	W 11	Wisconsin*	0
11/27	L 6	at Michigan*	23
		335	34

# YEAR-BY-YEAR RECORDS

## 1903 Record: 14-0-1 (3-0-1/T1st)

Coach: Henry L. Williams (4th)		Co-Big Ten Champions		
Date	UM		Opp.	Att.
9/19	W 21	Mpls. Central H.S.	6	3,000
9/19	W 36	St. Paul Central H.S.	0	3,000
9/23	W 37	East High School	0	
9/26	W 29	Carleton	0	
9/30	W 112	Macalester	0	
10/3	W 39	Grinnell	0	
10/7	W 65	Hamline	0	
10/10	W 46	Iowa State	0	
10/17	W 75	Iowa*	0	
10/24	W 46	Beloit	0	
10/31	T 6	Michigan*	6	20,000
11/2	W 11	at North Dakota State	0	
11/7	W 46	at Lawrence	0	
11/14	W 32	at Illinois*	0	
11/26	W 17	at Wisconsin*	0	4,000
	618		12	

## 1904 Record: 13-0 (3-0/T1st)

Coach: Henry L. Williams (5th)		Co-Big Ten Champions		
National Champions: Billingsley				
Date	UM		Opp.	Att.
9/17	W 107	Twin Cities Central H.S.	0	3,000
9/24	W 77	South Dakota	0	
9/28	W 75	Shattuck	0	
10/1	W 65	Carleton	0	4,000
10/5	W 47	St. Thomas	0	
10/8	W 35	North Dakota	0	2,000
10/15	W 32	Iowa State	0	6,000
10/22	W 146	Grinnell	0	
10/29	W 16	Nebraska	12	
11/5	W 69	Lawrence	0	1,500
11/12	W 28	Wisconsin*	0	18,000
11/19	W 17	at Northwestern*	0	11,000
11/24	W 11	at Iowa*	0	
	725		12	

## 1905 Record: 10-1 (2-1/T2nd)

Coach: Henry L. Williams (6th)				
Date	UM		Opp.	Att.
9/23	W 74	Twin Cities Central H.S.	0	3,500
9/30	W 54	Pillsbury/Shattuck	0	1,500
10/4	W 42	St. Thomas	0	1,500
10/7	W 45	North Dakota	0	2,000
10/14	W 42	Iowa State	0	1,000
10/21	W 39	Iowa*	0	3,550
10/28	W 46	Lawrence	0	1,000
11/4	L 12	Wisconsin*	16	25,000
11/11	W 81	South Dakota	0	1,000
11/18	W 35	Nebraska	0	10,000
11/25	W 72	Northwestern*	6	5,000
	542		22	

## 1906 Record: 4-1 (2-0/T1st)

Coach: Henry L. Williams (7th)		Co-Big Ten Champions		
Date	UM		Opp.	Att.
10/27	W 22	Iowa State	4	3,000
11/3	W 13	Nebraska	0	5,000
11/10	W 4	at Chicago*	2	7,000
11/17	L 0	Carlisle	17	20,000
11/24	W 8	Indiana*	6	10,000
	47		29	

## 1907 Record: 2-2-1 (0-1-1/T5th)

Coach: Henry L. Williams (8th)				
Date	UM		Opp.	Att.
10/12	W 8	Iowa State	0	5,000
10/19	W 8	Nebraska	5	8,000
11/2	L 12	Chicago*	18	18,000
11/16	L 10	Carlisle	12	15,000
11/23	T 17	at Wisconsin*	17	
	55		52	

## 1908 Record: 3-2-1 (0-2/T7th)

Coach: Henry L. Williams (9th)				
Date	UM		Opp.	Att.
10/3	W 6	Lawrence	0	5,000
10/10	W 15	Iowa State	10	5,000
10/17	T 0	Nebraska	0	12,000
10/31	L 0	at Chicago*	29	15,000
11/7	L 0	Wisconsin*	5	15,000
11/21	W 11	Carlisle	6	15,000
	32		50	

## 1909 Record: 6-1 (3-0/1st)

Coach: Henry L. Williams (10th)		Big Ten Champions		
Date	UM		Opp.	Att.
9/25	W 25	Lawrence	0	3,000
10/2	W 41	Iowa*	0	6,000
10/9	W 18	Iowa State	0	2,000
10/16	W 14	at Nebraska (at Omaha)	0	7,000
10/30	W 20	Chicago*	6	26,000
11/13	W 34	at Wisconsin*	6	7,500
11/20	L 6	Michigan	15	25,000
	158		27	

## 1910 Record: 6-1 (2-0/T1st)

Coach: Henry L. Williams (11th)		Co-Big Ten Champions		
Date	UM		Opp.	Att.
9/24	W 34	Lawrence	0	4,000
10/1	W 17	South Dakota	0	5,000
10/8	W 49	Iowa State	0	8,000
10/15	W 27	Nebraska	0	15,000
10/29	W 24	at Chicago*	0	
11/12	W 28	Wisconsin*	0	18,000
11/19	L 0	at Michigan	6	18,000
	179		6	

## 1911 Record: 6-0-1 (3-0-1/1st)

Coach: Henry L. Williams (12th)		Big Ten Champions		
National Champions: Billingsley				
Date	UM		Opp.	Att.
9/30	W 5	Iowa State	0	2,500
10/7	W 5	South Dakota	0	3,500
10/21	W 21	Nebraska	3	10,000
10/28	W 24	Iowa*	6	5,000
11/4	W 30	Chicago*	0	20,000
11/18	T 6	at Wisconsin*	6	15,000
11/25	W 11	at Illinois*	0	10,000
	102		15	

## 1912 Record: 4-3 (2-2/T3rd)

Coach: Henry L. Williams (13th)				
Date	UM		Opp.	Att.
9/28	L 0	South Dakota	10	3,500
10/5	W 5	Iowa State	0	4,000
10/19	W 13	Nebraska	0	10,000
10/26	W 56	Iowa*	7	6,000
11/2	W 13	Illinois*	0	9,000
11/16	L 0	Wisconsin*	14	20,000
11/23	L 0	at Chicago*	7	15,000
	87		38	

# YEAR-BY-YEAR RECORDS

## 1913 Record: 5-2 (2-1/T2nd)

Coach: Henry L. Williams (14th)

Date	UM	Opp.	Att.
9/27	W 14	South Dakota	0 7,000
10/4	W 25	Iowa State	0 3,000
10/18	L 0	at Nebraska	7 9,000
10/25	W 30	North Dakota	0 2,500
11/1	W 21	at Wisconsin*	3 11,000
11/15	L 7	Chicago*	13 21,000
11/22	W 19	at Illinois*	9 3,500
116			32

## 1914 Record: 6-1 (3-1/3rd)

Coach: Henry L. Williams (15th)

Date	UM	Opp.	Att.
10/3	W 28	North Dakota	6 2,000
10/10	W 26	Iowa State	0 3,000
10/17	W 29	South Dakota	7 3,000
10/24	W 7	at Iowa*	0 9,000
10/31	L 6	Illinois*	21 10,000
11/14	W 14	Wisconsin*	3 17,000
11/21	W 13	at Chicago*	7 13,000
123			44

## 1915 Record: 6-0-1 (3-0-1/T1st)

Coach: Henry L. Williams (16th) Co-Big Ten Champions

National Champions: Billingsley

Date	UM	Opp.	Att.
10/2	W 41	North Dakota	0 5,000
10/9	W 34	Iowa State	6 6,000
10/16	W 19	South Dakota	0 2,000
10/23	W 51	Iowa*	13 6,000
10/30	T 6	at Illinois*	6 11,593
11/13	W 20	Chicago*	7 20,000
11/20	W 20	at Wisconsin*	3 13,500
191			35

## 1916 Record: 6-1 (3-1/3rd)

Coach: Henry L. Williams (17th)

Date	UM	Opp.	Att.
10/7	W 41	South Dakota State	7
10/14	W 47	North Dakota	7
10/21	W 81	South Dakota	0
10/28	W 67	Iowa*	0 5,000
11/4	L 9	Illinois*	14 11,368
11/18	W 54	Wisconsin*	0 24,000
11/25	W 49	at Chicago*	0 22,000
348			28

## 1917 Record: 4-1 (3-1/2nd)

Coach: Henry L. Williams (18th)

Date	UM	Opp.	Att.
10/13	W 64	South Dakota State	0
10/20	W 33	Indiana*	9
11/3	L 7	at Wisconsin*	10 12,000
11/17	W 33	Chicago*	0 14,000
11/24	W 27	at Illinois*	6 4,500
164			25

## 1918 Record: 5-2-1 (2-1/T3rd)

Coach: Henry L. Williams (19th)

Date	UM	Opp.	Att.
10/5	T 0	All-Stars	0 15,000
10/19	W 30	Overland-Aviation	0 5,000
10/26	W 25	at St. Thomas	7 500
11/2	W 59	Carleton-St. Olaf	6 1,500
11/9	L 0	at Iowa*	6 5,000
11/16	W 6	Wisconsin*	0 8,000
11/23	L 6	Chicago Municipal Pier	20 5,000
11/30	W 7	at Chicago*	0 3,000
133			39

## 1919 Record: 4-2-1 (3-2/T4th)

Coach: Henry L. Williams (20th)

Date	UM	Opp.	Att.
10/4	W 39	North Dakota	0 7,500
10/11	T 6	Nebraska	6 7,000
10/18	W 20	at Indiana (at Indianapolis)*	6 10,000
10/25	L 6	Iowa*	9 12,000
11/1	W 19	at Wisconsin*	7 20,000
11/8	L 6	Illinois*	10 25,000
11/22	W 34	at Michigan*	7 30,000
130			45

## 1920 Record: 1-6 (0-6/T9th)

Coach: Henry L. Williams (21st)

Date	UM	Opp.	Att.
10/2	W 41	North Dakota	3 10,000
10/9	L 0	at Northwestern*	17 10,000
10/16	L 7	Indiana*	21 12,000
10/30	L 7	at Illinois*	17 15,265
11/6	L 0	Wisconsin*	3 22,000
11/13	L 7	at Iowa*	28 13,000
11/20	L 0	Michigan*	3 23,000
62			92

## 1921 Record: 3-4 (2-4/6th)

Coach: Henry L. Williams (22nd)

Date	UM	Opp.	Att.
10/1	W 19	North Dakota	0 8,000
10/8	W 28	Northwestern*	0 15,000
10/15	L 0	at Ohio State*	27 22,000
10/22	W 6	Indiana*	0 20,000
10/29	L 0	at Wisconsin*	35 24,000
11/5	L 7	Iowa*	41 23,000
11/19	L 0	at Michigan*	38 30,000
60			141

## 1922 Record: 3-3-1 (2-3-1/5th)

Coach: William Spaulding (1st)

Date	UM	Opp.	Att.
10/7	W 22	North Dakota	0 10,000
10/14	W 20	at Indiana (at Indianapolis)*	0 10,000
10/21	T 7	at Northwestern*	7 15,000
10/28	W 9	Ohio State*	0 25,000
11/4	L 0	Wisconsin*	14 27,000
11/11	L 14	at Iowa*	28 25,000
11/25	L 7	Michigan*	16 25,000
79			65

# YEAR-BY-YEAR RECORDS

## 1923 Record: 5-1-1 (2-1-1/4th)

Coach: William Spaulding (2nd)

Date	UM	Opp.	Att.
10/6	W 20	Iowa State	17
10/13	W 13	Haskell	12
10/20	W 27	North Dakota	0
10/27	T 0	at Wisconsin*	0
11/3	W 34	Northwestern*	14
11/17	W 20	Iowa*	7
11/24	L 0	at Michigan*	10
			114
			60

## 1924 Record: 3-3-2 (1-2-1/6th)

Coach: William Spaulding (3rd)

Date	UM	Opp.	Att.
10/4	W 14	North Dakota	0
10/11	W 20	Haskell	0
10/18	T 7	at Wisconsin*	7
10/25	L 0	at Iowa*	13
11/1	L 0	Michigan*	13
11/8	T 7	Iowa State*	7
11/15	W 20	Illinois*	7
11/22	L 0	Vanderbilt	16
			68
			63

## 1925 Record: 5-2-1 (1-1-1/T4th)

Coach: Dr. Clarence Spears (1st)

Date	UM	Opp.	Att.
10/3	W 25	North Dakota	6
10/10	W 34	Grinnell	6
10/17	W 32	Wabash	6
10/24	L 7	Notre Dame	19
10/31	T 12	Wisconsin*	12
11/7	W 33	Butler	7
11/14	W 33	Iowa*	0
11/21	L 0	at Michigan*	35
			176
			91

## 1926 Record: 5-3 (2-2/T6th)

Coach: Dr. Clarence Spears (2nd)

Date	UM	Opp.	Att.
10/2	W 51	North Dakota	0
10/9	L 7	Notre Dame	20
10/16	L 0	at Michigan*	20
10/23	W 67	Wabash	7
10/30	W 16	at Wisconsin*	10
11/6	W 41	at Iowa*	0
11/13	W 81	Butler	0
11/20	L 6	Michigan*	7
			269
			64

## 1927 Record: 6-0-2 (3-0-1/T1st)

Coach: Dr. Clarence Spears (3rd) Co-Big Ten Champions

Date	UM	Opp.	Att.
10/1	W 57	North Dakota	10
10/8	W 40	Oklahoma State	0
10/15	T 14	at Indiana*	14
10/22	W 38	Iowa*	0
10/29	W 13	Wisconsin*	7
11/5	T 7	at Notre Dame	7
11/12	W 27	Drake	6
11/19	W 13	at Michigan*	7
			209
			51

## 1928 Record: 6-2 (4-2/3rd)

Coach: Dr. Clarence Spears (4th)

Date	UM	Opp.	Att.
10/6	W 40	Creighton	0
10/13	W 15	Purdue*	0
10/20	W 33	Chicago*	7
10/27	L 6	at Iowa*	7
11/3	L 9	at Northwestern*	10
11/10	W 21	Indiana*	12
11/17	W 52	Haskell	0
11/24	W 6	at Wisconsin*	0
			182
			36

## 1929 Record: 6-2 (3-2/T3rd)

Coach: Dr. Clarence Spears (5th)

Date	UM	Opp.	Att.
10/5	W 39	Coe College	0
10/12	W 15	Vanderbilt	6
10/19	W 26	at Northwestern*	14
10/26	W 54	Ripon	0
11/2	W 19	Indiana*	7
11/9	L 7	at Iowa*	9
11/16	L 6	Michigan*	7
11/23	W 13	Wisconsin*	12
			179
			55

## 1930 Record: 3-4-1 (1-3/T6th)

Coach: Fritz Crisler (1st)

Date	UM	Opp.	Att.
9/27	W 48	South Dakota State	0
10/4	L 7	Vanderbilt	33
10/11	T 0	Stanford	0
10/18	W 6	Indiana*	0
11/1	L 6	Northwestern*	27
11/8	W 59	South Dakota	0
11/15	L 0	at Michigan*	7
11/22	L 0	at Wisconsin*	14
			126
			81

## 1931 Record: 7-3 (3-2/4th)

Coach: Fritz Crisler (2nd)

Date	UM	Opp.	Att.
9/26	W 13	North Dakota State	7
9/26	W 30	Ripon	0
10/3	W 20	Oklahoma State	0
10/10	L 0	at Stanford	13
10/24	W 34	Iowa*	0
10/31	W 14	Wisconsin*	0
11/7	L 14	at Northwestern*	32
11/14	W 47	Cornell (Iowa)	7
11/21	L 0	at Michigan*	6
11/28	W 19	Ohio State*	7
			191
			72

## 1932 Record: 5-3 (2-3/T5th)

Coach: Bernie Bierman (1st)

Date	UM	Opp.	Att.
10/1	W 12	South Dakota State	0
10/8	L 0	Purdue*	7
10/15	W 7	Nebraska	6
10/22	W 21	at Iowa*	6
10/29	W 7	Northwestern*	0
11/5	W 26	Mississippi	0
11/12	L 13	at Wisconsin*	20
11/19	L 0	Michigan*	3
			86
			42

# YEAR-BY-YEAR RECORDS

## 1933 Record: 4-0-4 (2-0-4/T1st)

Coach: Bernie Bierman (2nd)		Co-Big Ten Champions		
Date	UM		Opp.	Att.
9/30	W 19	South Dakota State	6	25,000
10/7	T 6	Indiana*	6	20,000
10/14	T 7	Purdue*	7	26,497
10/21	W 7	Pittsburgh	3	26,000
10/28	W 19	Iowa*	7	45,000
11/4	T 0	at Northwestern*	0	35,000
11/18	T 0	at Michigan*	0	52,137
11/25	W 6	Wisconsin*	3	25,000
			64	32

## 1934 Record: 8-0 (5-0/1st)

Coach: Bernie Bierman (3rd)		Big Ten Champions		
National Champions: Billingsley, Board, Dickinson, Football Research, Helms, Litkenhouse, National Championship Foundation, Sagarin				
Date	UM		Opp.	Att.
9/29	W 56	North Dakota State	12	25,000
10/6	W 20	Nebraska	0	35,000
10/20	W 13	at Pittsburgh	7	65,000
10/27	W 48	at Iowa*	12	53,000
11/3	W 34	Michigan*	0	59,362
11/10	W 30	Indiana*	0	28,100
11/17	W 35	Chicago*	7	46,000
11/24	W 34	at Wisconsin*	0	38,000
			270	38

## 1935 Record: 8-0 (5-0/T1st)

Coach: Bernie Bierman (4th)		Co-Big Ten Champions		
National Champions: Billingsley, Board, Football Research, Helms, Litkenhouse, National Championship Foundation, Poling				
Date	UM		Opp.	Att.
9/28	W 26	North Dakota State	6	35,000
10/12	W 12	at Nebraska	7	37,000
10/19	W 20	Tulane	0	38,000
10/26	W 21	Northwestern*	13	52,000
11/2	W 29	Purdue*	7	49,400
11/9	W 13	at Iowa*	6	52,000
11/16	W 40	at Michigan*	0	35,000
11/23	W 33	Wisconsin*	7	45,000
			194	46

Ranking listed prior to opponent indicates Minnesota's Associated Press ranking the week of the game. Ranking after opponent name indicates opponent's ranking. Rankings began in 1936.

## 1936 Record: 7-1 (4-1/T2nd)

Coach: Bernie Bierman (5th)		Associated Press National Champions		
Other Services National Champions: Billingsley, Dickinson, Dunkel, Helms, Litkenhouse, National Championship Foundation, Poling				
Date	UM		Opp.	Att.
9/26	W 14	at Washington	7	40,000
10/10	W 7	Nebraska	0	53,000
10/17	W 26	Michigan*	0	48,000
10/24	W 33	(1) Purdue*	0	47,780
10/31	L 0	(1) at Northwestern (3)*	6	48,347
11/7	W 52	(2) Iowa*	0	63,200
11/14	W 47	(2) Texas	19	47,000
11/21	W 24	(2) at Wisconsin*	0	33,000
			203	32

Final AP Ranking: 1

## 1937 Record: 6-2 (5-0/1st)

Coach: Bernie Bierman (6th)		Big Ten Champions		
Date	UM		Opp.	Att.
9/25	W 69	North Dakota State	7	47,492
10/2	L 9	at Nebraska	14	37,000
10/9	W 6	Indiana*	0	35,000
10/16	W 39	at Michigan*	6	53,266
10/30	L 6	(4) Notre Dame	7	63,237
11/6	W 35	(1) at Iowa*	10	40,000
11/13	W 7	(10) Northwestern*	0	63,000
11/20	W 13	(7) Wisconsin*	6	46,000
			184	50

Final AP Ranking: 5

## 1938 Record: 6-2 (4-1/1st)

Coach: Bernie Bierman (7th)		Big Ten Champions		
Date	UM		Opp.	Att.
9/24	W 15	Washington	0	50,000
10/1	W 16	Nebraska	7	46,000
10/8	W 7	Purdue*	0	52,000
10/15	W 7	Michigan*	6	54,212
10/29	L 3	(2) at Northwestern*	6	48,000
11/5	W 28	(12) Iowa*	0	42,000
11/12	L 0	(12) at Notre Dame (2)*	19	55,245
11/19	W 21	at Wisconsin (12)	0	38,000
			97	38

Final AP Ranking: 10

## 1939 Record: 3-4-1 (2-3-1/T7th)

Coach: Bernie Bierman (8th)		Associated Press National Champions		
Date	UM		Opp.	Att.
9/30	W 62	Arizona	0	42,875
10/7	L 0	at Nebraska	6	33,000
10/14	T 13	Purdue*	13	35,000
10/21	L 20	Ohio State (10)*	23	55,000
11/4	L 7	Northwestern*	14	53,200
11/11	W 20	at Michigan (10)*	7	66,572
11/18	L 9	(20) at Iowa*	13	50,000
11/25	W 23	Wisconsin*	6	40,000
			154	82

## 1940 Record: 8-0 (6-0/1st)

Coach: Bernie Bierman (9th)		Big Ten Champions		
Associated Press National Champions				
Other Services National Champions: Berryman, Board, DeVold, Dickinson, Football Research, Houlgate, Litkenhouse, National Championship Foundation, Sagarin				
Date	UM		Opp.	Att.
9/28	W 19	Washington	14	46,000
10/5	W 13	Nebraska	7	41,000
10/19	W 13	(7) at Ohio State (15)*	7	63,199
10/26	W 34	(6) Iowa*	6	62,992
11/2	W 13	(4) at Northwestern*	12	48,000
11/9	W 7	(2) Michigan (3)*	6	60,481
11/16	W 33	(1) Purdue*	6	30,140
11/23	W 22	(1) at Wisconsin*	13	40,000
			154	71

Final AP Ranking: 1



# YEAR-BY-YEAR RECORDS

## 1941 Record: 8-0 (5-0/1st)

Coach: Bernie Bierman (10th) Big Ten Champions

Associated Press National Champions

Other Services National Champions: Billingsley, Board, DeVold, Dunkel, Football Research, Helms, Litkenhous, National Championship Foundation, Poling, Sagarin

Date	UM	Opp.	Att.	
9/27	W 14	at Washington	6	43,000
10/3	W 34	(1) Illinois*	6	50,345
10/18	W 39	(1) Pittsburgh	0	35,000
10/25	W 7	(1) at Michigan (3)*	0	84,658
11/1	W 8	(1) Northwestern*	7	64,464
11/8	W 9	(2) Nebraska*	0	42,893
11/15	W 34	(1) at Iowa*	13	43,200
11/22	W 41	(1) Wisconsin*	6	52,984
			186	38

Final AP Ranking: 1

## 1942 Record: 5-4 (3-3/4th)

Coach: Dr. George Hauser (1st)

Date	UM	Opp.	Att.	
9/26	W 50	Pittsburgh	7	22,000
10/3	L 6	Iowa Seahawks	7	37,500
10/10	L 13	at Illinois*	20	24,276
10/17	W 15	(14) at Nebraska	2	25,000
10/24	W 16	(13) Michigan (4)*	14	55,000
10/31	W 19	(10) Northwestern*	7	37,000
11/7	L 0	(7) Indiana*	7	32,000
11/14	W 27	(16) Iowa*	7	33,000
11/21	L 6	(10) at Wisconsin (7)*	20	46,000
			152	91

Final AP Ranking: 19 (tie)

## 1943 Record: 5-4 (2-3/3rd)

Coach: Dr. George Hauser (2nd)

Date	UM	Opp.	Att.	
9/25	W 26	Missouri	13	30,000
10/2	W 54	(9) Nebraska	0	34,000
10/16	W 13	(13) Camp Grant	7	35,000
10/23	L 6	(11) at Michigan (10)*	49	45,000
10/30	L 6	at Northwestern*	42	32,000
11/6	L 7	Purdue*	14	43,000
11/13	W 33	Iowa*	14	20,000
11/20	W 25	Wisconsin*	13	20,000
11/27	L 0	Iowa Seahawks	32	18,261
			170	184

## 1944 Record: 5-3-1 (3-2-1/4th)

Coach: Dr. George Hauser (3rd)

Date	UM	Opp.	Att.	
9/23	L 13	Iowa Seahawks	19	31,687
9/30	W 39	Nebraska	0	21,876
10/7	L 13	Michigan*	27	37,256
10/14	W 39	Missouri	28	24,207
10/28	L 14	at Ohio State*	34	43,563
11/4	T 14	Northwestern*	14	46,482
11/11	W 19	Indiana*	14	30,254
11/18	W 46	at Iowa*	0	11,200
11/25	W 28	at Wisconsin*	26	30,000
			225	162

## 1945 Record: 4-5 (1-5/8th)

Coach: Bernie Bierman (11th)

Date	UM	Opp.	Att.	
9/22	W 34	Missouri	0	34,246
10/6	W 61	at Nebraska	7	25,000
10/13	W 14	(5) Fort Warren	0	32,465
10/20	W 30	(5) Northwestern*	7	55,940
10/27	L 7	(5) Ohio State (12)*	20	56,000
11/3	L 0	(16) at Michigan (10)*	26	84,472
11/10	L 0	(20) Indiana*	49	41,400
11/17	L 19	at Iowa*	20	13,880
11/24	L 12	Wisconsin*	26	34,800
			177	155

## 1946 Record: 5-4 (3-4/5th)

Coach: Bernie Bierman (12th)

Date	UM	Opp.	Att.	
9/28	W 33	Nebraska	6	51,096
10/5	L 0	Indiana*	21	53,648
10/12	L 7	at Northwestern*	14	40,000
10/19	W 46	Wyoming	0	46,087
10/26	L 9	at Ohio State*	39	76,611
11/2	L 0	Michigan (13)*	21	58,476
11/9	W 13	Purdue*	7	58,341
11/16	W 16	Iowa*	6	59,180
11/23	W 6	at Wisconsin*	0	45,000
			130	114

## 1947 Record: 6-3 (3-3/3rd)

Coach: Bernie Bierman (13th)

Date	UM	Opp.	Att.	
9/27	W 7	Washington	6	43,377
10/4	W 28	at Nebraska	13	34,000
10/11	W 37	(17) Northwestern*	21	59,598
10/18	L 13	(13) at Illinois*	40	56,048
10/25	L 6	at Michigan (1)*	13	85,938
11/1	W 29	Pittsburgh	0	55,624
11/8	W 26	Purdue*	21	63,659
11/15	L 7	(20) at Iowa*	13	50,000
11/22	W 21	Wisconsin*	0	63,862
			174	127

## 1948 Record: 7-2 (5-2/3rd)

Coach: Bernie Bierman (14th)

Date	UM	Opp.	Att.	
9/25	W 20	at Washington	0	40,000
10/2	W 39	Nebraska	13	57,206
10/9	L 16	(8) at Northwestern*	19	47,000
10/16	W 6	(11) Illinois*	0	62,066
10/23	L 14	(13) Michigan (1)*	27	65,130
10/30	W 30	(15) Indiana*	7	64,926
11/6	W 34	(19) Purdue*	7	66,953
11/13	W 28	(14) at Iowa*	21	44,000
11/20	W 16	(15) at Wisconsin*	0	45,000
			203	94

Final AP Ranking: 16

## 1949 Record: 7-2 (4-2/3rd)

Coach: Bernie Bierman (15th)

Date	UM	Opp.	Att.	
9/24	W 48	Washington	20	55,256
10/1	W 28	at Nebraska	6	34,000
10/8	W 21	(5) Northwestern*	7	63,063
10/15	W 27	(5) at Ohio State (11)*	0	82,111
10/22	L 7	(3) at Michigan (12)*	14	97,239
10/29	L 7	(7) Purdue*	13	61,154
11/5	W 55	(9) Iowa*	7	62,089
11/12	W 24	(9) at Pittsburgh	7	42,515
11/19	W 14	(8) Wisconsin*	6	63,139
			231	80

Final AP Ranking: 8

# YEAR-BY-YEAR RECORDS

## 1950 Record: 1-7-1 (1-4-1/7th)

Coach: Bernie Bierman (16th)

Date	UM	Opp.	Att.
9/30	L 13	(18) at Washington	28
10/7	L 26	Nebraska	47,710
10/14	L 6	at Northwestern*	13
10/21	L 0	Ohio State (9)*	48
10/28	T 7	Michigan (14)*	7
11/4	L 0	Iowa*	13
11/11	L 0	at Michigan State	27
11/18	W 27	Purdue*	14
11/25	L 0	at Wisconsin (8)*	14
	79	196	

## 1951 Record: 2-6-1 (1-4-1/7th)

Coach: Wes Fesler (1st)

Date	UM	Opp.	Att.
9/29	L 20	Washington (8)	25
10/6	L 14	at California	55
10/13	L 7	Northwestern*	21
10/20	W 39	Nebraska	20
10/27	L 27	at Michigan*	54
11/3	T 20	at Iowa*	20
11/10	W 16	Indiana*	14
11/17	L 13	at Purdue*	19
11/24	L 6	Wisconsin (8)*	30
	162	258	

## 1952 Record: 4-3-2 (3-1-2/5th)

Coach: Wes Fesler (2nd)

Date	UM	Opp.	Att.
9/27	L 13	at Washington	19
10/4	L 13	California	49
10/11	W 27	Northwestern*	26
10/18	W 13	Illinois*	7
10/25	L 0	at Michigan (19)*	21
11/1	W 17	Iowa*	7
11/8	T 14	Purdue*	14
11/15	W 13	at Nebraska	7
11/22	T 21	at Wisconsin (13)*	21
	131	171	

## 1953 Record: 4-4-1 (3-3-1/5th)

Coach: Wes Fesler (3rd)

Date	UM	Opp.	TV	Att.
9/26	L 7	at USC (8)		17
10/3	L 0	Michigan State*		21
10/10	W 30	at Northwestern*		13
10/17	L 7	at Illinois*		27
10/24	W 22	Michigan (5)*		0
10/31	W 35	(14) Pittsburgh		14
11/7	W 28	(13) Indiana*	NCAA*	20
11/14	L 0	(15) at Iowa*		27
11/21	T 21	Wisconsin (8)*		21
	150	160		61,904

## 1954 Record: 7-2 (4-2/4th)

Coach: Murray Warmath (1st)

Date	UM	Opp.	TV	Att.
9/25	W 19	Nebraska		7
10/2	W 46	at Pittsburgh		7
10/9	W 26	(18) Northwestern*		7
10/16	W 19	(11) Illinois*		6
10/23	L 0	(8) at Michigan*		34
10/30	W 19	(8) Michigan State*		13
11/6	W 44	(14) Oregon State		6
11/13	W 22	(13) Iowa*		20
11/20	L 0	(10) at Wisconsin (17)*		27
	195	127		51,131

Final UPI Ranking: 20

## 1955 Record: 3-6 (2-5/8th)

Coach: Murray Warmath (2nd)

Date	UM	Opp.	TV	Att.
9/24	L 0	Washington		30
10/1	L 6	Purdue*		7
10/8	W 18	at Northwestern*		7
10/15	L 13	at Illinois*		21
10/22	L 13	Michigan (1)*	NCAA*	14
10/29	W 25	USC (10)		19
11/5	L 0	at Iowa*	NCAA*	26
11/12	L 14	at Michigan State*		42
11/19	W 21	Wisconsin*		6
	110	172		61,996

## 1956 Record: 6-1-2 (4-1-2/3rd)

Coach: Murray Warmath (3rd)

Date	UM	Opp.	TV	Att.
9/29	W 34	at Washington		14
10/6	W 21	Purdue*		14
10/13	T 0	(17) Northwestern*		0
10/20	W 16	Illinois*		13
10/27	W 20	at Michigan (5)*		7
11/3	W 9	(8) Pittsburgh		6
11/10	L 0	(6) Iowa*	NCAA*	7
11/17	W 14	(17) Michigan State (3)*	NCAA*	13
11/24	T 13	(7) at Wisconsin*		13
	127	87		54,149

Final AP Ranking: 12 • Final UPI Ranking: 9

## 1957 Record: 4-5 (3-5/8th)

Coach: Murray Warmath (4th)

Date	UM	Opp.	TV	Att.
9/28	W 46	(6) Washington		7
10/5	W 21	(3) Purdue*		17
10/12	W 41	(4) at Northwestern*		6
10/19	L 13	(4) at Illinois*		34
10/26	L 7	(14) Michigan (20)*	NCAA*	24
11/2	W 34	Indiana*		0
11/9	L 20	at Iowa*		44
11/16	L 13	at Michigan State*		42
11/23	L 6	Wisconsin (18)*		14
	201	188		62,939

## 1958 Record: 1-8 (1-6/9th)

Coach: Murray Warmath (5th)

Date	UM	Opp.	TV	Att.
9/27	L 21	at Washington		24
10/4	L 7	Pittsburgh		13
10/11	L 3	Northwestern*		7
10/18	L 8	Illinois*		20
10/25	L 19	at Michigan*		20
11/1	L 0	at Indiana*		6
11/8	L 6	Iowa*		28
11/15	W 39	Michigan State*		12
11/22	L 12	at Wisconsin (5)*		27
	115	157		54,517

## 1959 Record: 2-7 (1-6/10th)

Coach: Murray Warmath (6th)

Date	UM	Opp.	TV	Att.
9/26	L 12	Nebraska		32
10/3	W 24	Indiana*		14
10/10	L 0	at Northwestern*		6
10/17	L 6	at Illinois*		14
10/24	L 6	Michigan*		14
10/31	W 20	Vanderbilt		6
11/7	L 0	at Iowa*		33
11/14	L 23	at Purdue*		29
11/21	L 7	Wisconsin (9)*	NCAA*	11
	98	159		53,467

# YEAR-BY-YEAR RECORDS

## 1960 Record: 8-2 (6-1/T1st)

Coach: Murray Warmath (7th) **Co-Big Ten Champions**

**Associated Press National Champions**

**Other Services National Champions: Football News, National Football**

**Foundation, UPI**

Date	UM	Opp.	TV	Att.
9/24	W 26	at Nebraska (12)	14	38,000
10/1	W 42	(18) Indiana*	0	53,725
10/8	W 7	(14) Northwestern*	0	57,096
10/15	W 21	(10) Illinois*	10	63,641
10/22	W 10	(6) at Michigan*	0	69,352
10/29	W 48	(6) Kansas State	7	43,568
11/5	W 27	(3) Iowa (1)*	10	65,610
11/12	L 14	(1) Purdue*	23	61,348
11/19	W 26	(4) Wisconsin*	7	NCAA* 55,576
1/2	L 7	(1) vs. Washington (6)	17	NBC 97,314
Rose Bowl (Pasadena, Calif.)				
			228	88

**Final AP Ranking: 1 • Final UPI Ranking: 1**

## 1961 Record: 8-2 (6-1/2nd)

Coach: Murray Warmath (8th)

Date	UM	Opp.	TV	Att.
9/30	L 0	Missouri	6	58,840
10/7	W 14	Oregon	7	50,499
10/14	W 10	at Northwestern*	3	41,251
10/21	W 33	at Illinois*	0	52,247
10/28	W 23	(6) Michigan*	20	63,898
11/4	W 13	(5) Michigan State (1)*	0	NCAA* 59,941
11/11	W 16	(5) at Iowa*	9	NCAA* 60,100
11/18	W 10	(5) Purdue*	7	67,081
11/25	L 21	(3) Wisconsin*	23	66,232
1/1	W 21	(6) vs. UCLA	3	NBC 98,214
Rose Bowl (Pasadena, Calif.)				
			161	78

**Final AP Ranking: 6 • Final UPI Ranking: 6**

## 1962 Record: 6-2-1 (5-2/2nd)

Coach: Murray Warmath (9th)

Date	UM	Opp.	TV	Att.
9/29	T 0	Missouri	0	60,133
10/6	W 21	Navy	0	64,364
10/13	L 22	Northwestern*	34	61,652
10/20	W 17	Illinois*	0	59,427
10/27	W 17	at Michigan*	0	65,484
11/3	W 28	at Michigan State*	7	64,783
11/10	W 10	(10) Iowa*	0	65,087
11/17	W 7	(8) Purdue*	6	NCAA* 67,081
11/24	L 9	(5) at Wisconsin (3)*	14	65,541
			131	61

**Final AP Ranking: 10 • Final UPI Ranking: 10**

## 1963 Record: 3-6 (2-5/9th)

Coach: Murray Warmath (10th)

Date	UM	Opp.	TV	Att.
9/28	L 7	Nebraska	14	61,140
10/5	W 24	Army	8	60,264
10/12	L 8	at Northwestern*	15	NCAA* 45,763
10/19	L 6	at Illinois*	16	61,229
10/26	W 6	Michigan*	0	62,107
11/2	L 6	Indiana*	24	51,657
11/9	L 13	at Iowa*	27	59,300
11/16	L 11	at Purdue*	13	38,924
11/28	W 14	Wisconsin*	0	55,271
			95	117

## 1964 Record: 5-4 (4-3/T4th)

Coach: Murray Warmath (11th)

Date	UM	Opp.	TV	Att.
9/26	L 21	Nebraska	26	NCAA* 49,769
10/3	W 26	at California	20	53,000
10/10	W 21	Northwestern*	18	53,257
10/17	L 0	Illinois*	14	60,193
10/24	L 12	at Michigan*	19	NCAA* 61,859
10/31	W 21	at Indiana*	0	33,245
11/7	W 14	Iowa*	13	64,301
11/14	W 14	Purdue*	7	49,867
11/21	L 7	at Wisconsin*	14	61,306
			136	131

## 1965 Record: 5-4-1 (5-2/T3rd)

Coach: Murray Warmath (12th)

Date	UM	Opp.	TV	Att.
9/17	T 20	at USC (7)	20	58,497
9/25	L 13	Washington State	14	46,917
10/2	L 6	Missouri	17	49,889
10/9	W 42	Indiana*	18	46,010
10/16	W 14	at Iowa*	3	59,200
10/23	W 14	Michigan*	13	58,519
10/30	L 10	at Ohio State*	11	84,359
11/6	W 27	Northwestern*	22	50,565
11/13	L 0	at Purdue*	35	NCAA* 45,587
11/20	W 42	Wisconsin*	7	50,847
			188	160

## 1966 Record: 4-5-1 (3-3-1/5th)

Coach: Murray Warmath (13th)

Date	UM	Opp.	TV	Att.
9/17	L 0	at Missouri	24	48,500
9/24	W 35	Stanford	21	43,351
10/1	L 14	Kansas	16	43,512
10/8	T 7	at Indiana*	7	34,721
10/15	W 17	Iowa*	0	62,631
10/22	L 0	at Michigan*	49	71,749
10/29	W 17	Ohio State*	7	NCAA* 49,489
11/5	W 28	at Northwestern*	13	35,549
11/12	L 0	Purdue*	16	49,085
11/19	L 6	at Wisconsin*	7	45,372
			124	160

## 1967 Record: 8-2 (6-1/T1st)

Coach: Murray Warmath (14th) **Co-Big Ten Champions**

Date	UM	Opp.	TV	Att.
9/23	W 13	Utah	12	43,105
9/30	L 0	at Nebraska (7)	7	65,347
10/7	W 23	SMU	3	41,528
10/14	W 10	at Illinois*	7	NCAA* 56,103
10/21	W 21	Michigan State*	0	56,334
10/28	W 20	Michigan*	15	49,809
11/4	W 10	at Iowa*	0	54,731
11/11	L 12	at Purdue*	41	55,647
11/18	W 33	Indiana*	7	50,013
11/25	W 21	Wisconsin*	14	47,009
			163	106

**Final UPI Ranking: 14**

# YEAR-BY-YEAR RECORDS

## 1968 Record: 6-4 (5-2/T3rd)

Coach: Murray Warmath (15th)

Date	UM	Opp.	TV	Att.
9/21	L 20	(16) USC		29
9/28	L 14	(17) Nebraska (9)		17
10/5	W 24	Wake Forest		19
10/12	W 17	Illinois*		10
10/19	W 14	at Michigan State*		13
10/26	L 20	at Michigan (12)*		33
11/2	L 28	Iowa*		35
11/9	W 27	Purdue*		13
11/16	W 20	at Indiana*	NCAA*	6
11/23	W 23	at Wisconsin*		15
				207
				190

## 1969 Record: 4-5-1 (4-3/4th)

Coach: Murray Warmath (16th)

Date	UM	Opp.	TV	Att.
9/20	L 26	(19) at Arizona State		48
9/27	T 35	Ohio		35
10/4	L 14	Nebraska		42
10/11	L 7	at Indiana*		17
10/18	L 7	Ohio State (1)*		34
10/25	L 9	Michigan*		35
11/1	W 35	at Iowa*		8
11/8	W 28	Northwestern*		21
11/15	W 14	at Michigan State*		10
11/22	W 35	Wisconsin*		10
				210
				260

## 1970 Record: 3-6-1 (2-4-1/7th)

Coach: Murray Warmath (17th)

Date	UM	Opp.	TV	Att.
9/19	L 12	at Missouri	NCAA*	57,200
9/26	W 49	Ohio		7
10/3	L 10	Nebraska (6)		35
10/10	W 23	Indiana*		0
10/17	L 8	at Ohio State (1)*		28
10/24	L 13	at Michigan (5)*	NCAA*	39
10/31	T 14	Iowa*		14
11/7	L 14	at Northwestern*		28
11/14	W 23	Michigan State*		13
11/21	L 14	at Wisconsin*		39
				180
				237

## 1971 Record: 4-7 (3-5/T6th)

Coach: Murray Warmath (18th)

Date	UM	Opp.	TVAtt.
9/11	W 28	Indiana*	0
9/18	L 7	at Nebraska	35
9/25	L 20	Washington State	31
10/2	W 38	Kansas	20
10/9	L 13	at Purdue*	27
10/16	W 19	at Iowa*	14
10/23	L 7	Michigan (4)*	35
10/30	L 12	Ohio State (10)*	14
11/6	L 20	at Northwestern*	41
11/13	L 25	at Michigan State*	40
11/20	W 23	Wisconsin*	21
			212
			278

## 1972 Record: 4-7 (4-4/5th)

Coach: Cal Stoll (1st)

Date	UM	Opp.	TV	Att.
9/16	L 23	at Indiana*		27
9/23	L 6	Colorado (3)		38
9/30	L 0	at Nebraska (7)		49
10/7	L 28	Kansas		34
10/14	L 3	Purdue*		28
10/21	W 43	Iowa*		14
10/28	L 0	at Michigan (5)*		42
11/4	L 19	at Ohio State (5)*		27
11/11	W 35	Northwestern*		29
11/18	W 14	Michigan State*		10
11/25	W 14	at Wisconsin*		6
				185
				304

## 1973 Record: 7-4 (6-2/3rd)

Coach: Cal Stoll (2nd)

Date	UM	Opp.	TV	Att.
9/15	L 7	at Ohio State (3)*		56
9/22	W 41	North Dakota		14
9/29	L 19	at Kansas		34
10/6	L 7	Nebraska (2)		48
10/13	W 24	Indiana*		3
10/20	W 31	at Iowa*		23
10/27	L 7	Michigan (4)*		34
11/3	W 52	at Northwestern*		43
11/10	W 34	Purdue*		7
11/17	W 19	at Illinois*	NCAA*	16
11/24	W 19	Wisconsin*	NCAA*	17
				260
				295

## 1974 Record: 4-7 (2-6/T7th)

Coach: Cal Stoll (3rd)

Date	UM	Opp.	TV	Att.
9/14	L 19	Ohio State (4)*		34
9/21	W 42	North Dakota		30
9/28	W 9	TCU		7
10/5	L 0	at Nebraska (6)		54
10/12	L 3	at Indiana*		34
10/19	W 23	Iowa*		17
10/26	L 0	at Michigan (3)*		49
11/2	L 13	Northwestern*		21
11/9	W 24	at Purdue*		20
11/16	L 14	Illinois*		17
11/23	L 14	at Wisconsin*		49
				161
				332

## 1975 Record: 6-5 (3-5/T7th)

Coach: Cal Stoll (4th)

Date	UM	Opp.	TV	Att.
9/13	L 14	at Indiana*		20
9/20	W 38	Western Michigan		0
9/27	W 10	Oregon		7
10/4	W 21	Ohio		0
10/11	L 23	at Illinois*		42
10/18	L 15	Michigan State*		38
10/25	W 31	at Iowa*		7
11/1	L 21	Michigan (7)*		28
11/8	W 33	Northwestern*		9
11/15	L 6	at Ohio State (1)*	NCAA*	38
11/22	W 24	Wisconsin*		3
				236
				192

# YEAR-BY-YEAR RECORDS

## 1976 Record: 6-5 (4-4/T3rd)

Coach: Cal Stoll (5th)

Date	UM	Opp.	TV	Att.
9/11	W 32	Indiana*	13	34,004
9/18	W 28	Washington State	14	31,627
9/25	W 21	Western Michigan	10	33,229
10/2	L 7	at Washington	38	37,994
10/9	W 29	Illinois*	14	52,606
10/16	W 14	at Michigan State*	10	56,166
10/23	L 12	Iowa*	22	53,222
10/30	L 0	at Michigan*	45	NCAA* 104,426
11/6	W 38	at Northwestern*	10	15,183
11/13	L 3	Ohio State (8)*	9	53,190
11/20	L 17	at Wisconsin*	26	60,304
			201	211

## 1977 Record: 7-5 (4-4/5th)

Coach: Cal Stoll (6th)

Date	UM	Opp.	TV	Att.
9/10	W 10	Western Michigan	7	29,619
9/17	L 7	at Ohio State (6)*	38	87,799
9/24	W 27	UCLA	13	41,076
10/1	W 19	Washington	17	31,895
10/8	L 6	at Iowa*	18	57,460
10/15	W 13	Northwestern*	7	39,021
10/22	W 16	Michigan (1)*	0	44,165
10/29	L 22	(19) at Indiana*	34	30,399
11/5	L 10	Michigan State*	29	30,600
11/12	W 21	at Illinois*	0	37,689
11/19	W 13	Wisconsin*	7	30,742
12/22	L 7	vs. Maryland	17	Mizlou 47,000
Hall of Fame Bowl (Birmingham, Ala.)				
			171	187

## 1978 Record: 5-6 (4-4/5th)

Coach: Cal Stoll (7th)

Date	UM	Opp.	TV	Att.
9/16	W 38	Toledo	12	31,223
9/23	L 10	Ohio State (16)*	27	55,200
9/30	L 3	at UCLA	17	40,369
10/7	L 14	Oregon State	17	35,083
10/14	W 22	Iowa*	20	51,381
10/21	W 38	at Northwestern*	14	16,452
10/28	L 10	at Michigan (8)*	42	105,308
11/4	W 32	Indiana*	31	39,797
11/11	L 9	at Michigan State*	33	72,122
11/18	W 24	Illinois*	6	25,388
11/25	L 10	at Wisconsin*	48	61,000
			210	267

## 1979 Record: 4-6-1 (3-5-1/6th)

Coach: Joe Salem (1st)

Date	UM	Opp.	TV	Att.
9/8	W 24	Ohio	10	34,031
9/15	L 17	Ohio State (15)*	21	ESPN 43,926
9/22	L 14	at USC (1)	48	61,766
9/29	W 38	Northwestern*	8	34,426
10/6	W 31	Purdue*	14	47,686
10/13	L 21	at Michigan (11)*	31	104,677
10/20	W 24	at Iowa*	7	60,050
10/27	T 17	Illinois*	17	47,406
11/3	L 24	at Indiana*	42	35,507
11/10	L 17	at Michigan State*	31	NCAA* 75,433
11/17	L 37	Wisconsin*	42	37,827
			264	271

## 1980 Record: 5-6 (4-5/5th)

Coach: Joe Salem (2nd)

Date	UM	Opp.	TV	Att.
9/13	W 38	Ohio	14	35,114
9/20	L 0	at Ohio State*	47	NCAA* 97,916
9/27	L 7	USC (5)	24	55,115
10/4	W 49	at Northwestern*	21	17,747
10/11	L 7	at Purdue*	21	69,399
10/18	L 14	Michigan*	37	56,297
10/25	W 24	Iowa*	6	58,158
11/1	W 21	at Illinois*	18	51,202
11/8	W 31	Indiana*	7	NCAA* 30,092
11/15	L 12	Michigan State*	30	30,329
11/22	L 7	at Wisconsin*	25	54,229
			210	250

## 1981 Record: 6-5 (4-5/6th)

Coach: Joe Salem (3rd)

Date	UM	Opp.	TV	Att.
9/12	W 19	Ohio	17	40,086
9/19	W 16	Purdue*	13	WLFJ-TV 41,530
9/26	W 42	Oregon State	12	NCAA* 30,890
10/3	L 29	at Illinois*	38	63,814
10/10	W 35	Northwestern*	23	45,949
10/17	L 16	at Indiana*	17	46,460
10/24	W 12	at Iowa (6)*	10	NCAA* 60,000
10/31	L 13	Michigan (15)*	34	ON-TV 52,875
11/7	W 35	Ohio State (18)*	31	WOSU-TV 42,793
11/14	L 36	at Michigan State*	43	56,571
11/21	L 21	Wisconsin*	26	SNI 47,125
			274	264

## 1982 Record: 3-8 (1-8/10th)

Coach: Joe Salem (4th)

Date	UM	Opp.	TV	Att.
9/11	W 57	Ohio	3	56,168
9/18	W 36	at Purdue*	10	CBS 63,247
9/25	W 41	Washington State	11	50,653
10/2	L 24	(19) Illinois*	42	CBS 63,684
10/9	L 21	at Northwestern*	31	20,875
10/16	L 21	Indiana*	40	61,865
10/23	L 16	Iowa*	21	KSTP-TV 63,872
10/30	L 14	at Michigan*	52	105,619
11/6	L 10	at Ohio State*	35	87,666
11/13	L 7	Michigan State*	26	57,146
11/20	L 0	at Wisconsin*	24	59,792
			247	295

## 1983 Record: 1-10 (0-9/10th)

Coach: Joe Salem (5th)

Date	UM	Opp.	TV	Att.
9/10	W 21	at Rice	17	10,000
9/17	L 13	Nebraska (1)	84	KETV-TV 56,934
9/24	L 20	Purdue*	32	41,839
10/1	L 18	at Ohio State (8)*	69	89,192
10/8	L 31	at Indiana*	38	41,111
10/15	L 17	Wisconsin*	56	WKOW-TV 62,689
10/22	L 8	at Northwestern*	19	21,411
10/29	L 10	at Michigan State*	34	76,481
11/5	L 23	Illinois (6)*	50	WCIA-TV 35,514
11/12	L 10	Michigan (9)*	58	WSTN-TV 40,945
11/19	L 10	at Iowa (11)*	61	66,160
			181	518

# YEAR-BY-YEAR RECORDS

## 1984 Record: 4-7 (3-6/8th)

Coach: Lou Holtz (1st)

Date	UM	Opp.	TV	Att.
9/8	W 31	Rice		24 50,576
9/15	L 7	at Nebraska (1)		38 76,077
9/22	L 10	at Purdue*		34 61,538
9/29	L 22	Ohio State (3)*	WOSU-TV	35 47,543
10/6	W 33	Indiana*		24 44,786
10/13	W 17	at Wisconsin*		14 78,770
10/20	L 28	Northwestern*		31 56,934
10/27	L 13	Michigan State*		20 47,427
11/3	L 3	at Illinois*		48 76,056
11/10	L 7	at Michigan*		31 101,247
11/17	W 23	Iowa*	CS-TV	17 63,479
		194		316

## 1985 Record: 7-5 (4-4/6th)

Coach: Lou Holtz (2nd)

Date	UM	Opp.	TV	Att.
9/14	W 28	Wichita State	KMSP-TV	17 56,094
9/21	W 62	Montana	KMSP-TV	14 55,700
9/28	L 7	Oklahoma (3)	TBS	13 62,446
10/5	W 45	Purdue*	TBS	15 59,503
10/12	W 21	at Northwestern*		10 24,512
10/19	W 22	at Indiana*		7 38,826
10/26	L 19	(20) Ohio State (9)*		23 64,455
11/2	L 26	at Michigan State*		31 63,758
11/9	W 27	Wisconsin*		18 64,571
11/16	L 7	Michigan (8)*	TBS	48 64,129
11/23	L 9	at Iowa (3)*		31 66,020
12/21	W 20	vs. Clemson	Mizlou	13 42,800
		Independence Bowl (Shreveport, La.)		
		293		240

## 1986 Record: 6-6 (5-3/3rd)

Coach: John Gutekunst (1st)

Date	UM	Opp.	TV	Att.
9/13	W 31	Bowling Green		7 51,317
9/20	L 0	at Oklahoma (1)		63 75,004
9/27	L 20	Pacific		24 50,270
10/4	W 36	at Purdue*		9 63,067
10/11	W 44	Northwestern*		23 58,177
10/18	W 19	Indiana*		17 52,960
10/25	L 0	at Ohio State*	TBS	33 89,936
11/1	L 23	Michigan State*	TBS	52 57,408
11/8	W 27	at Wisconsin*		20 65,164
11/15	W 20	at Michigan (2)*	CBS	17 104,864
11/22	L 27	Iowa*	TBS	30 65,018
12/29	L 14	vs. Tennessee	Raycom	21 51,327
		Liberty Bowl (Memphis, Tenn.)		
		261		316

## 1987 Record: 6-5 (3-5/6th)

Coach: John Gutekunst (2nd)

Date	UM	Opp.	TV	Att.
9/12	W 24	Northern Iowa	KITN-TV	7 50,120
9/19	W 32	California	KITN-TV	23 47,322
9/26	W 30	Central Michigan		10 46,868
10/3	W 21	Purdue*		19 49,376
10/10	W 45	at Northwestern*		33 22,104
10/16	L 17	Indiana*		18 60,340
10/24	L 9	at Ohio State (16)*		42 89,801
10/31	L 17	at Illinois*		27 60,143
11/7	L 20	Michigan*	ABC	30 55,481
11/14	W 22	Wisconsin*		19 62,412
11/21	L 20	at Iowa*		34 67,700
		257		262

## 1988 Record: 2-7-2 (0-6-2/9th)

Coach: John Gutekunst (3rd)

Date	UM	Opp.	TV	Att.
9/10	L 9	Washington State		41 40,071
9/17	W 35	Miami (Ohio)		3 39,343
9/24	W 31	Northern Illinois		20 40,007
10/1	L 10	at Purdue*		14 61,805
10/8	T 28	Northwestern*		28 Raycom 44,566
10/15	L 13	at Indiana*		33 KITN-TV 51,154
10/22	L 6	Ohio State*		13 Raycom 44,221
10/29	T 27	Illinois*		27 40,554
11/5	L 7	at Michigan (14)*		22 ABC 102,171
11/12	L 7	at Wisconsin*		14 40,467
11/19	L 22	Iowa*		31 Raycom 63,894
		195		246

## 1989 Record: 6-5 (4-4/5th)

Coach: John Gutekunst (4th)

Date	UM	Opp.	TV	Att.
9/16	W 30	at Iowa State		20 45,410
9/23	L 0	Nebraska (3)		48 58,368
9/30	W 34	Indiana State		14 34,280
10/7	W 35	Purdue*		15 36,621
10/14	W 20	at Northwestern*		18 26,899
10/21	L 18	at Indiana*		28 51,069
10/28	L 37	Ohio State*		41 ABC 33,945
11/4	W 24	Wisconsin*		22 39,325
11/11	L 7	at Michigan State*		21 73,259
11/18	L 15	Michigan (3)*		49 ESPN 35,103
11/25	W 43	at Iowa*		7 67,700
		263		283

## 1990 Record: 6-5 (5-3/6th)

Coach: John Gutekunst (5th)

Date	UM	Opp.	TV	Att.
9/8	L 29	Utah		35 KUTV-TV 32,229
9/15	W 20	Iowa State		16 37,108
9/22	L 0	at Nebraska (8)		56 76,354
10/6	W 19	at Purdue*		7 34,123
10/13	W 35	Northwestern*		25 32,522
10/20	W 12	Indiana*		0 38,227
10/27	L 23	at Ohio State*		52 83,945
11/3	W 21	at Wisconsin*		3 51,189
11/10	L 16	Michigan State (24)*		28 38,731
11/17	L 18	at Michigan (16)*		35 102,112
11/24	W 31	Iowa (13)*		24 64,694
		224		281

## 1991 Record: 2-9 (1-7/10th)

Coach: John Gutekunst (6th)

Date	UM	Opp.	TV	Att.
9/14	W 26	San Jose State		20 47,914
9/21	L 0	at Colorado (19)		58 52,147
9/28	L 13	Pittsburgh (18)		14 ABC 39,511
10/5	L 3	at Illinois (22)*		24 ESPN 57,981
10/12	W 6	Purdue*		3 31,939
10/19	L 12	at Michigan State*		20 75,097
10/25	L 6	Michigan (4)*		52 32,577
11/2	L 8	at Indiana*		34 44,095
11/9	L 6	Ohio State (19)*		35 ESPN 30,145
11/16	L 16	Wisconsin*		19 36,133
11/23	L 8	at Iowa (8)*		23 69,500
		104		302

# YEAR-BY-YEAR RECORDS

## 1992 Record: 2-9 (2-6/10th)

Coach: Jim Wacker (1st)

Date	UM	Opp.	TV	Att.
9/12	L 30	San Jose State		39
9/19	L 20	Colorado (11)		21
9/26	L 33	at Pittsburgh		41
10/3	W 18	Illinois*		17
10/10	L 20	at Purdue*		24
10/17	L 15	Michigan State*		20
10/24	L 13	at Michigan (3)*		63
10/31	L 17	Indiana*		24
11/7	L 0	at Ohio State (22)*		17
11/14	L 6	at Wisconsin*		34
11/21	W 28	Iowa*		13
				200
				313

## 1993 Record: 4-7 (3-5/18th)

Coach: Jim Wacker (2nd)

Date	UM	Opp.	TV	Att.
9/4	L 20	at Penn State (17)*		38
9/11	W 27	Indiana State		10
9/18	L 25	Kansas State		30
9/25	L 17	at San Diego State		48
10/2	L 19	Indiana*		23
10/9	W 59	Purdue*		56
10/16	W 28	at Northwestern*		26
10/23	W 28	Wisconsin (15)*		21
11/6	L 20	at Illinois*		23
11/13	L 7	Michigan*		58
11/20	L 3	at Iowa*		21
				253
				354

## 1994 Record: 3-8 (1-7/11th)

Coach: Jim Wacker (3rd)

Date	UM	Opp.	TV	Att.
9/3	L 3	Penn State (9)*		56
9/10	W 33	Pacific		7
9/17	W 40	San Diego State		17
9/24	L 0	at Kansas State		35
10/1	L 14	at Indiana*		25
10/8	L 37	at Purdue*		49
10/15	L 31	Northwestern*		37
10/22	W 17	at Wisconsin*		14
11/5	L 17	Illinois*		21
11/12	L 22	at Michigan (19)*		38
11/19	L 42	Iowa*		49
				256
				348

## 1995 Record: 3-8 (1-7/10th)

Coach: Jim Wacker (4th)

Date	UM	Opp.	TV	Att.
9/16	W 31	Ball State		7
9/23	L 17	at Syracuse		27
9/30	W 55	Arkansas State		7
10/7	W 39	Purdue*		38
10/14	L 17	Northwestern*		27
10/21	L 31	at Michigan State*		34
10/28	L 17	at Michigan (9)*		52
11/4	L 21	Ohio State (4)*		49
11/11	L 27	Wisconsin*		34
11/18	L 14	at Illinois*		48
11/25	L 3	at Iowa*		45
				272
				368

## 1996 Record: 4-7 (1-7/19th)

Coach: Jim Wacker (5th)

Date	UM	Opp.	TV	Att.
9/7	W 30	at UL Monroe		3
9/14	W 26	Ball State		23
9/21	W 35	Syracuse (23)		33
10/5	L 27	at Purdue*		30
10/12	L 24	at Northwestern (15)*		26
10/19	L 9	Michigan State*		27
10/26	L 10	Michigan (10)*		44
11/2	L 0	at Ohio State (2)*		45
11/9	L 28	at Wisconsin*		45
11/16	W 23	Illinois*		21
11/23	L 24	Iowa*		43
				236
				340

## 1997 Record: 3-9 (1-7/19th)

Coach: Glen Mason (1st)

Date	UM	Opp.	TV	Att.
8/30	L 3	at Hawaii		17
9/13	W 53	Iowa State		29
9/20	W 20	at Memphis		17
9/27	L 43	Houston		45
10/4	L 10	at Michigan State*		31
10/11	L 43	Purdue*		59
10/18	L 15	at Penn State (1)*		16
10/25	L 21	Wisconsin*		22
11/1	L 3	at Michigan (4)*		24
11/8	L 3	Ohio State (7)*		31
11/15	W 24	Indiana*		12
11/22	L 0	at Iowa*		31
				238
				334

## 1998 Record: 5-6 (2-6/17th)

Coach: Glen Mason (2nd)

Date	UM	Opp.	TV	Att.
9/5	W 17	Arkansas State		14
9/12	W 14	at Houston		7
9/19	W 41	Memphis		14
10/3	L 21	at Purdue*		56
10/10	L 17	Penn State (13)*		27
10/17	L 15	at Ohio State (1)*		45
10/24	W 19	Michigan State*		18
10/31	L 10	Michigan (22)*		15
11/7	L 7	at Wisconsin (8)*		26
11/14	L 19	at Indiana*		20
11/21	W 49	Iowa*		7
				229
				249

## 1999 Record: 8-4 (5-3/14th)

Coach: Glen Mason (3rd)

Date	UM	Opp.	TV	Att.
9/4	W 33	Ohio		7
9/11	W 35	UL Monroe		0
9/18	W 55	Illinois State		7
10/2	W 33	at Northwestern*		14
10/9	L 17	(25) Wisconsin (20)*	OT	20
10/16	W 37	at Illinois*		7
10/23	L 17	(24) Ohio State (22)*		20
10/30	L 28	Purdue (18)*		33
11/6	W 24	at Penn State (2)*		23
11/13	W 44	(20) Indiana*		20
11/20	W 25	(17) at Iowa*		21
12/31	L 20	(12) vs. Oregon Wells Fargo Sun Bowl (El Paso, Texas)		24
				368
				196

Final AP Ranking: 18 • Final ESPN/USA Today Ranking: 17  
Final BCS Ranking: 13

# YEAR-BY-YEAR RECORDS

## 2000 Record: 6-6 (4-4/T4th)

Coach: Glen Mason (4th)

Date	UM	Opp.	TV	Att.
9/2	W 47	UL Monroe	10 MSC	40,183
9/9	L 17	Ohio	23 MSC	41,637
9/16	W 34	at Baylor	9 FSN	20,125
9/23	L 24	at Purdue (21)*	38 ESPN	67,425
9/30	W 44	Illinois (22)*	10 ESPN	44,462
10/7	W 25	Penn State*	16 ESPN2	44,439
10/14	W 29	at Ohio State (6)*	17 ESPN2	98,120
10/21	L 43	(22) at Indiana*	51 MSC	30,882
10/28	L 35	Northwestern (23)*	41 ESPN2	59,004
11/4	L 20	at Wisconsin*	41 ESPN2	79,171
11/18	W 27	Iowa*	24 ESPNR	54,387
12/28	L 30	vs. North Carolina State Micronpc.com Bowl (Miami, Fla.)	38 TBS	28,359
375		318		

## 2001 Record: 4-7 (2-6/T10th)

Coach: Glen Mason (5th)

Date	UM	Opp.	TV	Att.
8/30	L 7	at Toledo	38	34,950
9/8	W 44	Louisiana	14	35,089
9/29	L 28	Purdue (24)*	OT 35 ESPN2	40,160
10/6	L 14	at Illinois*	25 ESPNR	53,225
10/13	L 17	at Northwestern*	23 ESPNR	31,097
10/20	W 28	Michigan State*	19	47,385
10/27	W 66	Murray State	10	36,981
11/3	L 28	Ohio State*	31 ESPN	45,407
11/10	L 10	at Michigan (12)*	31 ESPN2	110,828
11/17	L 24	at Iowa*	42 ESPN2	65,491
11/24	W 42	Wisconsin*	31 ESPN2	55,890
308		299		

## 2002 Record: 8-5 (3-5/7th)

Coach: Glen Mason (6th)

Date	UM	Opp.	TV	Att.
8/31	W 42	Texas State	0	32,209
9/7	W 35	at Louisiana	11 ESPNR	20,512
9/14	W 31	Toledo	21	36,640
9/21	W 41	Buffalo	17	34,294
9/28	L 15	at Purdue*	28 ESPN2	56,839
10/3	W 31	Illinois*	10 ESPN2	32,663
10/10	W 45	Northwestern*	42	37,729
10/19	W 28	at Michigan State*	7 ESPNR	74,232
11/2	L 3	(23) at Ohio State (6)*	34 ABC	104,897
11/9	L 24	Michigan (13)*	41 ESPN	53,773
11/16	L 21	Iowa (6)*	45 ESPN	65,184
11/23	L 31	at Wisconsin*	49	78,843
12/30	W 29	vs. Arkansas (25) Gaylord Hotels Music City Bowl	14 ESPN	39,183
376		319		

## 2003 Record: 10-3 (5-3/T4th)

Coach: Glen Mason (7th)

Date	UM	Opp.	TV	Att.
8/30	W 49	Tulsa	10	36,623
9/6	W 48	Troy State	7 ESPNR	31,393
9/13	W 42	at Ohio	20 ESPNR	20,227
9/20	W 48	(24) Louisiana	14	34,929
9/27	W 20	(24) at Penn State*	14 ESPN	106,735
10/4	W 42	(21) at Northwestern*	17 ESPNR	23,539
10/10	L 35	(17) Michigan (20)*	38 ESPN	62,374
10/18	L 38	(25) Michigan State (15)*	44 ESPN2	38,778
10/25	W 36	at Illinois*	10 ESPNR	46,407
11/1	W 55	(24) Indiana*	7	45,398
11/8	W 37	(24) Wisconsin*	34 ESPN	59,543
11/15	L 22	(19) at Iowa (20)*	40 ESPN2	70,397
12/31	W 31	(24) vs. Oregon Wells Fargo Sun Bowl (El Paso, Texas)	30 CBS	49,894
503		285		

Final AP Ranking: 20 • Final ESPN/USA Today Ranking: 17

## 2004 Record: 7-5 (3-5/8th)

Coach: Glen Mason (8th)

Date	UM	Opp.	TV	Att.
9/4	W 63	(22) Toledo	21 ESPN2	45,144
9/11	W 37	(22) Illinois State	21 ESPNR	34,006
9/18	W 34	(22) at Colorado State	16 ESPN2	33,501
9/25	W 43	(19) Northwestern*	17 ESPN2	44,657
10/2	W 16	(18) Penn State*	7 ESPNR	50,386
10/9	L 24	(13) at Michigan (14)*	27 ESPN	111,518
10/16	L 17	(19) at Michigan State *	51 ESPN	72,383
10/23	W 45	Illinois*	0	46,526
10/30	L 21	(24) at Indiana*	30	22,282
11/6	L 14	at Wisconsin (5)*	38 ABC	83,069
11/13	L 27	Iowa (19)*	29 ESPN	64,719
12/31	W 20	vs. Alabama Gaylord Hotels Music City Bowl (Nashville, Tenn.)	16 ESPN	66,089
361		273		

## 2005 Record: 7-5 (4-4/7th)

Coach: Glen Mason (9th)

Date	UM	Opp.	TV	Att.
9/1	W 41	at Tulsa	10 ESPN2	33,410
9/10	W 56	Colorado State	24 ESPN2	40,221
9/17	W 46	Florida Atlantic	7 FSN	40,709
9/24	W 42	Purdue (11)*	20T 35 ESPN	48,116
10/1	L 14	(18) at Penn State*	44 ABC	106,604
10/8	W 23	at Michigan*	20 ABC	111,117
10/15	L 34	(22) Wisconsin (23) *	38 ESPN	65,089
10/29	L 31	Ohio State (12)*	45 ABC	54,825
11/5	W 42	at Indiana*	21 ESPN2	30,656
11/12	W 41	Michigan State*	18 ESPNR	45,187
11/19	L 28	at Iowa*	52 ESPN2	70,585
12/30	L 31	vs. Virginia Gaylord Hotels Music City Bowl (Nashville, Tenn.)	34 ESPN	40,519
429		348		

## 2006 Record: 6-7 (3-5/T6th)

Coach: Glen Mason (10th)

Date	UM	Opp.	TV	Att.
8/31	W 44	at Kent State	0 ESPN360	20,126
9/9	L 17	at California (22)	42 TBS	55,035
9/16	W 62	Temple	0	45,612
9/23	L 21	at Purdue*	27 ESPN2	54,620
9/30	L 14	Michigan (6)*	28 ESPN	50,805
10/7	L 27	Penn State*	OT 28 ESPNR	45,227
10/14	L 12	at Wisconsin (25)*	48 ESPN	82,010
10/21	W 10	North Dakota State	9 FSN	62,845
10/28	L 0	at Ohio State (1)*	44 ABC	105,443
11/4	W 63	Indiana*	26 ESPN360	44,610
11/11	W 31	at Michigan State*	18 ESPN2	64,807
11/18	W 34	Iowa*	24 ESPNR	64,140
12/29	L 41	vs. Texas Tech Insight Bowl (Tempe, Ariz.)	OT 44 NFL	48,391
376		338		

## 2007 Record: 1-11 (0-8/11th)

Coach: Tim Brewster (1st)

Date	UM	Opp.	TV	Att.
9/1	L 31	Bowling Green	OT 32	BTN 49,253
9/8	W 41	Miami (Ohio)	30T 35	BTN 45,383
9/15	L 39	at Florida Atlantic	42 ESPN360	10,759
9/22	L 31	Purdue*	45 ESPN2	47,483
9/29	L 7	Ohio State (8)*	30 ESPN2	51,611
10/6	L 20	at Indiana*	40	BTN 32,009
10/13	L 48	at Northwestern*	20T 49	BTN 23,314
10/20	L 21	North Dakota State	27	BTN 63,088
10/27	L 10	at Michigan (19)*	34	ESPNC 109,432
11/3	L 17	Illinois*	44	BTN 46,604
11/10	L 16	at Iowa*	21	BTN 70,585
11/17	L 34	Wisconsin (24)*	41	BTN 59,116
315		440		



# YEAR-BY-YEAR RECORDS

## 2008 Record: 7-6 (3-5/7th)

Coach: Tim Brewster (2nd)					
Date	UM		Opp.	TV	Att.
8/30	W 31	Northern Illinois	27	BTN	44,029
9/6	W 42	at Bowling Green	17	ESPNU	23,184
9/13	W 35	Montana State	23	BTN	43,929
9/20	W 37	Florida Atlantic	3	BTN	41,003
9/27	L 21	at Ohio State (14)*	34	BTN	105,175
10/4	W 16	Indiana*	7	BTN	40,511
10/11	W 27	at Illinois*	20	ESPN	62,870
10/25	W 17	(25) at Purdue*	6	ESPNC	54,215
11/1	L 17	(20) Northwestern*	24	ESPN2	54,122
11/8	L 6	Michigan*	29	ABC	55,040
11/15	L 32	at Wisconsin*	35	ESPN	81,228
11/22	L 0	Iowa*	55	BTN	64,071
12/31	L 21	vs. Kansas	42	NFL	49,103
Insight Bowl (Tempe, Ariz.)					
			302		

## 2009 Record: 6-7 (3-5/8th)

Coach: Tim Brewster (3rd)					
Date	UM		Opp.	TV	Att.
9/5	W 23	at Syracuse	OT 20	ESPN2	48,617
9/12	W 20	Air Force	13	BTN	50,805
9/19	L 21	California (8)	35	ESPN	50,805
9/26	W 35	at Northwestern*	24	BTN	22,091
10/3	L 28	Wisconsin*	31	ESPN	50,805
10/10	W 35	Purdue*	20	ESPN2	50,805
10/17	L 0	at Penn State (14)*	20	ABC	107,981
10/24	L 7	at Ohio State (18)*	38	ESPN	105,011
10/31	W 42	Michigan State*	34	BTN	50,805
11/7	L 32	Illinois*	35	BTN	50,805
11/14	W 16	South Dakota State	13	BTN	50,805
11/21	L 0	at Iowa (15)*	12	ESPN	70,585
12/31	L 13	vs. Iowa State	14	NFL	45,090
Insight Bowl (Tempe, Ariz.)					
			272	309	

## 2010 Record: 3-9 (2-6/9th)

Coach: Tim Brewster (4th - Fired after 7 games); Jeff Horton (interim)					
Date	UM		Opp.	TV	Att.
9/2	W 24	at Middle Tennessee State	17	ESPNU	25,908
9/11	L 38	South Dakota	41	BTN	49,554
9/18	L 21	USC (18)	32	ESPN	50,442
9/25	L 23	Northern Illinois	34	BTN	49,368
10/2	L 28	Northwestern*	29	ESPN	49,228
10/9	L 23	at Wisconsin (20)*	41	ESPN	80,328
10/16	L 17	at Purdue*	28	ESPN2	47,319
10/23	L 21	Penn State*	33	ESPNU	48,479
10/30	L 10	Ohio State (10)*	52	ABC	48,717
11/6	L 8	at Michigan State (16)*	31	BTN	71,128
11/13	W 38	at Illinois*	34	BTN	55,549
11/27	W 27	Iowa (24)*	24	BTN	50,805
			278	396	

## 2011 Record: 3-9 (2-6/6th-Legends Division)

Coach: Jerry Kill (1st)					
Date	UM		Opp.	TV	Att.
9/3	L 17	at USC (25)	19	ABC	68,273
9/10	L 21	New Mexico State	28	BTN	48,807
9/17	W 29	Miami (Ohio)	23	BTN	49,950
9/24	L 24	North Dakota State	37	BTN	48,802
10/1	L 0	at Michigan*	58	BTN	111,106
10/8	L 17	at Purdue*	45	ESPN	38,207
10/22	L 14	Nebraska*	41	ABC	49,187
10/29	W 22	Iowa*	21	BTN	46,543
11/5	L 24	at Michigan State (15)*	31	BTN	72,219
11/12	L 13	Wisconsin (16)*	42	BTN	49,158
11/19	L 13	at Northwestern*	28	BTN	26,215
11/26	W 27	Illinois*	7	BTN	41,549
			221	380	

## 2012 Record: 6-7 (2-6/6th-Legends Division)

Coach: Jerry Kill (2nd)					
Date	UM		Opp.	TV	Att.
8/30	W 30	at UNLV	30T 27	CBSN	16,013
9/8	W 44	New Hampshire	7	BTN	47,022
9/15	W 28	Western Michigan	23	BTN	44,921
9/22	W 17	Syracuse	10	BTN	50,805
9/29	L 13	at Iowa*	31	ESPN2	70,585
10/13	L 13	Northwestern*	21	ESPN2	49,651
10/20	L 13	at Wisconsin*	38	ESPNU	80,587
10/27	W 44	Purdue*	28	BTN	41,062
11/3	L 13	Michigan*	35	BTN	48,801
11/10	W 17	at Illinois*	3	BTN	46,912
11/17	L 14	at Nebraska (16)*	38	BTN	85,330
11/24	L 10	Michigan State*	26	BTN	44,194
12/28	L 31	vs. Texas Tech	34	ESPN	50,386
Meineke Car Care Bowl (Houston, Texas)					
			287	321	

## 2013 Record: 8-5 (4-4/4th-Legends Division)

Coach: Jerry Kill (3rd)					
Date	UM		Opp.	TV	Att.
8/29	W 51	UNLV	23	BTN	44,217
9/7	W 44	at New Mexico State	21	BTN2Go	16,418
9/14	W 29	Western Illinois	12	BTN	42,127
9/21	W 43	San Jose State	24	ESPN2	45,647
9/28	L 7	Iowa*	23	ABC	51,382
10/5	L 13	at Michigan (19)*	42	ABC	111,079
10/19	W 20	at Northwestern*	17	ESPN2	36,587
10/26	W 34	Nebraska (25)*	23	ESPN	49,995
11/2	W 42	at Indiana*	39	BTN	44,625
11/9	W 24	Penn State*	10	ESPN2	48,123
11/23	L 7	Wisconsin (16)*	20	ESPN	53,090
11/30	L 3	at Michigan State (11)*	14	BTN	71,418
12/27	L 17	vs. Syracuse	21	ESPN	32,327
Texas Bowl (Houston, Texas)					
			334	289	

# YEAR-BY-YEAR RECORDS

## 2014 Record: 8-5 (5-3/T2nd-West Division)

Coach: Jerry Kill (4th)

Date	UM	Opp.	TV	Att.
8/28	W 42	Eastern Illinois	20	BTN 44,344
9/6	W 35	Middle Tennessee	24	BTN 47,223
9/13	L 7	at TCU	30	FS1 43,958
9/20	W 24	San Jose State	7	BTN 47,739
9/27	W 30	at Michigan*	14	ABC 102,926
10/11	W 24	Northwestern*	17	BTN 49,051
10/18	W 39	Purdue*	38	BTN 51,241
10/25	L 24	at Illinois*	28	ESPNU 44,437
11/8	W 51	Iowa*	14	ESPN2 49,680
11/15	L 24	Ohio State (8)*	31	ABC 45,778
11/22	W 28	at Nebraska (21)*	24	ESPN 91,186
11/29	L 24	(22) at Wisconsin (14)*	34	BTN 80,341
1/1	L 17	vs. Missouri (16) Citrus Bowl (Orlando, Fla.)	33	ABC 48,624

369

314

Final CFP Ranking: 25

## 2015 Record: 6-7 (2-6/T5th-West Division)

Coach: Jerry Kill (5th - Resigned after 7 games); Tracy Claeys (1st)

Date	UM	Opp.	TV	Att.
9/3	L 17	TCU (2)	23	ESPN 54,147
9/12	W 23	at Colorado State	OT 20	CBSN 32,500
9/19	W 10	Kent State	7	BTN 52,823
9/26	W 27	Ohio	24	BTN 53,917
10/3	L 0	at Northwestern (16)*	27	BTN 30,044
10/10	W 41	at Purdue*	13	ESPNU 33,780
10/17	L 25	Nebraska*	48	ESPN2 54,062
10/31	L 26	Michigan (15)*	29	ESPN 50,709
11/7	L 14	at Ohio State (1)*	28	ABC 108,075
11/14	L 35	at Iowa (8)*	40	BTN 70,585
11/21	W 32	Illinois*	23	ESPNews 47,976
11/28	L 21	Wisconsin*	31	BTN 52,850
12/28	W 21	vs. Central Michigan Quick Lane Bowl (Detroit, Mich.)	14	ESPN2 34,217

292

327

## 2016 Record: 9-4 (5-4/T4th-West Division)

Coach: Tracy Claeys (2nd)

Date	UM	Opp.	TV	Att.
9/1	W 30	Oregon State	23	BTN 44,582
9/10	W 58	Indiana State	28	ESPNews 41,026
9/24	W 31	Colorado State	24	ESPNU 44,854
10/1	L 26	at Penn State*	OT 29	BTN 95,332
10/8	L 7	Iowa*	14	ESPN2 49,145
10/15	W 31	at Maryland*	10	ESPNU 41,465
10/22	W 34	Rutgers*	32	ESPNU 46,096
10/29	W 40	at Illinois*	17	BTN 40,090
11/5	W 44	Purdue*	31	BTN 42,832
11/12	L 17	at Nebraska (21)*	24	BTN 90,456
11/19	W 29	Northwestern*	12	BTN 38,162
11/26	L 17	at Wisconsin (5)*	31	BTN 77,216
12/27	W 17	vs. Washington State Holiday Bowl (San Diego, Calif.)	12	ESPN 48,704

381

287

## 2017 Record: 5-7 (2-7/6th-West Division)

Coach: P.J. Fleck (1st)

Date	UM	Opp.	TV	Att.
8/31	W 17	Buffalo	7	BTN 43,224
9/9	W 48	at Oregon State	14	FS1 35,206
9/16	W 34	Middle Tennessee	3	BTN 43,727
9/30	L 24	Maryland*	31	FS1 43,511
10/7	L 17	at Purdue*	31	ESPN2 42,085
10/14	L 27	Michigan State*	30	BTN 47,541
10/21	W 24	Illinois*	17	BTN 45,243
10/28	L 10	at Iowa*	17	FS1 66,292
11/4	L 10	at Michigan*	33	FOX 111,090
11/11	W 54	Nebraska*	21	FS1 39,933
11/18	L 0	at Northwestern (23)*	39	BTN 30,014
11/25	L 0	Wisconsin (5)*	31	ABC 47,327

265

274

## 2018 Record: 7-6 (3-6/5th-West Division)

Coach: P.J. Fleck (2nd)

Date	UM	Opp.	TV	Att.
8/30	W 48	New Mexico State	10	BTN 41,291
9/8	W 21	Fresno State	14	FS1 38,280
9/15	W 26	Miami (Ohio)	3	BTN 41,162
9/22	L 13	at Maryland*	42	BTN 36,211
10/6	L 31	Iowa*	48	BTN 48,199
10/13	L 14	at Ohio State (3)*	30	FS1 100,042
10/20	L 28	at Nebraska*	53	BTN 89,272
10/26	W 38	Indiana*	31	FS1 32,273
11/3	L 31	at Illinois*	55	BTN 35,774
11/10	W 41	Purdue*	10	ESPN2 31,068
11/17	L 14	Northwestern (24)*	24	BTN 32,134
11/24	W 37	at Wisconsin*	15	ESPN2 74,038
12/26	W 34	vs. Georgia Tech Quick Lane Bowl (Detroit, Mich.)	10	ESPN 27,228

376

345

## 2019 Record: 11-2 (7-2/T1st-West Division)

Coach: P.J. Fleck (3rd)

Date	UM	Opp.	TV	Att.
8/29	W 28	South Dakota State	21	FS1 49,112
9/7	W 38	at Fresno State	20T 35	CBSN 34,790
9/14	W 35	Georgia Southern	32	BTN 41,021
9/28	W 38	at Purdue*	31	ESPN2 50,629
10/5	W 40	Illinois*	17	BTN 39,341
10/12	W 34	Nebraska*	7	FS1 43,502
10/19	W 42	(20) at Rutgers*	7	BTN 26,429
10/26	W 52	(17) Maryland*	10	ESPN 44,715
11/9	W 31	(13) Penn State (5)*	26	ABC 51,883
11/16	L 19	(7) at Iowa (23)*	23	FOX 67,518
11/23	W 38	(11) at Northwestern*	22	ABC 30,246
11/30	L 17	(9) Wisconsin (13)*	38	ABC 53,756
1/1	W 31	(16) vs. Auburn (9) Outback Bowl (Tampa, Fla.)	24	ESPN 45,652

443

293

Final AP Ranking: 10 • Final Coaches Poll: 10 • Final CFP Ranking: 18

## 2020 Record: 3-4 (3-4/4th-West Division)

Coach: P.J. Fleck (4th)

Date	UM	Opp.	TV	Att.
10/24	L 24	(21) Michigan (18)*	49	ABC 589
10/30	L 44	at Maryland*	OT 45	ESPN NA
11/7	W 41	at Illinois*	14	BTN 863
11/13	L 7	Iowa*	35	FS1 771
11/20	W 34	Purdue*	31	BTN 593
12/12	W 24	at Nebraska*	17	FS1 NA
12/19	L 17	at Wisconsin*	OT 20	BTN 1

191

211

# YEAR-BY-YEAR RECORDS

## 2021 Record: 9-4 (6-3/T2nd-West Division)

Coach: P.J. Fleck (5th)

Date	UM		Opp.	TV	Att.
9/2	L 31	Ohio State (4)*	45	FOX	50,805
9/11	W 31	Miami (Ohio)	26	ESPNU	43,372
9/18	W 30	at Colorado	0	PAC12N	47,482
9/25	L 10	Bowling Green	14	ESPNU	46,236
10/2	W 20	at Purdue*	13	BTN	51,111
10/16	W 30	Nebraska*	23	ESPN2	45,436
10/23	W 34	Maryland*	16	ESPN2	41,011
10/30	W 41	at Northwestern*	14	BTN	28,158
11/6	L 6	Illinois*	14	ESPN2	46,382
11/13	L 22	at Iowa (19)*	27	BTN	69,250
11/20	W 35	at Indiana*	14	BTN	38,079
11/27	W 23	Wisconsin (18)*	13	FOX	49,736
12/28	W 18	vs. West Virginia	6	ESPN	21,220
		Guaranteed Rate Bowl (Phoenix, Ariz.)			
331			225		

## 2022 Record: 9-4 (5-4/T2nd-West Division)

Coach: P.J. Fleck (6th)

Date	UM		Opp.	TV	Att.
9/1	W 38	New Mexico State	0	BTN	44,012
9/10	W 62	Western Illinois	10	BTN	43,859
9/17	W 49	Colorado	7	ESPN2	42,101
9/24	W 34	at Michigan State*	7	BTN	74,587
10/1	L 10	(21) Purdue*	20	ESPN2	48,288
10/15	L 14	at Illinois (24)*	26	BTN	45,683
10/22	L 17	at Penn State (16)*	45	ABC	109,813
10/29	W 31	Rutgers*	0	BTN	49,368
11/5	W 20	at Nebraska*	13	ESPN2	86,284
11/12	W 31	Northwestern*	3	BTN	41,686
11/19	L 10	Iowa*	13	FOX	45,816
11/26	W 23	at Wisconsin*	16	ESPN	75,728
12/29	W 28	vs. Syracuse	20	ESPN	31,131
		Pinstripe Bowl (Bronx, N.Y.)			
367			180		

\* Big Ten game

### Television key:

NCAA\* – game carried by various networks per the NCAA Television package.

Exact network information was not available.

BTN – Big Ten Network; CBSN – College Sports Network;

ESPNR – ESPN Regional / ESPN Plus; ESPNC – ESPN Classic

FSN – Fox Sports Net North; FS1 – Fox Sports 1; NFL – NFL Network;

MSC – Midwest Sports Channel; Creative – Creative Sports

# GOPHER RADIO NETWORK

## GOPHER SPORTS PROPERTIES

Gopher Sports Properties is a property of Learfield IMG College and the dedicated multimedia rights holder representing University of Minnesota Athletics. In complete collaboration with the University, this local team is committed to extending the Golden Gophers' brand affinity to businesses and corporations of all sizes looking to align with the university's loyal and passionate fan base. Gopher Sports Properties manages all aspects of the multimedia rights relationship, providing corporate partners both traditional and new media opportunities through venue signage; digital engagement; event sponsorships and promotion; game day hospitality and luxury seating as well as radio game broadcasts and auxiliary programming across the statewide Gopher Radio Network.

Vice President and General Manager Greg Gerlach, entering his 20th season with Learfield IMG College, spearheads operations and works closely with the entire athletics administration. Learfield IMG College has placed a great emphasis on developing trusted, long-term relationships with some of the most revered institutions and associations in the world of college athletics managing multimedia rights for prominent universities in all of the major athletic conferences. The company also partners with NACDA (National Association of Collegiate Directors of Athletics) to present the Learfield IMG College Sports Directors' Cup, which annually recognizes the top overall collegiate programs in the country.



**MIKE GRIMM**  
Play-By-Play



**DARRELL THOMPSON**  
Analyst



**JUSTIN GAARD**  
Sideline Reporter



**TANNER HOOPS**  
Studio Host

## GOPHERS RADIO PARTNERSHIPS

In June 2019, the University of Minnesota Department of Athletics, in conjunction with multimedia rights holder Gopher Sports Properties, announced a multi-year agreement with iHeartMedia Minneapolis that will keep Gopher football radio broadcasts on KFAN (100.3 KFXN-FM) and will also keep men's and women's basketball, men's hockey and select volleyball games and Olympic sports on iHeartMedia channels.

In addition to play-by-play coverage of all Gopher football games, related football programming, including the weekly coach's show Gopher Football Weekly with P.J. Fleck, is broadcast on KFAN as well as nationally on iHeart Radio as well as SiriusXM Satellite Radio. Gopher Football radio programming can also be heard on the statewide Gopher Radio Network, which provides border to border coverage of Gopher Football and auxiliary programming.

The radio broadcast team for Golden Gopher football consists of play-by-play Mike Grimm, analyst Darrell Thompson, sideline reporter Justin Gaard and studio host Tanner Hoops.

Grimm will be calling Minnesota Football games for his 13th season in 2023. He previously handled the halftime, pregame and postgame shows for Gopher football. Grimm has also served as the voice of Golden Gopher men's basketball since 2006. Thompson, who finished his career as the Gophers' all-time leading rusher and spent five years in the NFL, has been as an analyst for Minnesota football broadcasts since 1998.

Gaard is from Edina, Minn., and attended Minnesota. He is the producer of the popular Bumper to Bumper radio show on KFAN, the co-host of Enough Said on Fox 9 and has been the play-by-play announcer for Minnesota women's basketball since the 2021-22 season. Hoops also serves as the voice of the Sioux Falls Canaries of the American Association.

### GOLDEN GOPHER FOOTBALL RADIO NETWORK AFFILIATES

Market	Station	Frequency
Ada/Mahonmen	KRJM FM	101.5
Aitkin	KKIN	AM 930
	KKIN	FM 103.1
Albert Lea	KATE AM	1450
Austin	KAUS AM	1480
Benidji	KBUN	AM 1450
	KBUN	FM 94.9
	KKWB FM	103.1
Benson	KSCR FM	93.5
Brainerd	WWVI FM	95.9
Buffalo	KRWC AM	1360
Crookston	KKROX	AM 1260
	KKROX	FM 92.1
Detroit Lakes	KDLM	AM 1340
	KDLM	FM 93.1
	KDLM	FM 96.9
	KDAL	AM 610
	KDAL	FM 103.9
Fairmont	KSUM	AM 1370
	KSUM	FM 97.1
Fargo	KNFL	AM 740
	KNFL	FM 107.3
	KRWK FM	101.9
Grand Forks	KKROX FM	105.7
Grand Rapids	KBAJ FM	105.5
International Falls	KSDM FM	104.1
Marshall	KNSG FM	107.5
Minneapolis	KFAN FM	100.3
Pipestone	KJOE FM	106.1
Preston/Spring Valley	KFNL FM	104.3
Redwood Falls	KLGR	AM 1490
	KLGR	FM 95.9
Rochester	KROC	AM 1340
	KROC	FM 96.9
St. Cloud	KXSS	AM 1390
	KXSS	FM 93.9
Staples	KPRM FM	94.7
Sunburg	KWLM FM	101.1
Thief River Falls	KTRF	AM 1230
	KTRF	FM 93.3
Walker	KPRM FM	96.3
Waseca/Owatonna	KFOW	AM 1170
	KFOW	FM 106.3
Willmar	KWLM	AM 1340
	KWLM	FM 96.3
Windom	KDOM	AM 1580
	KDOM	FM 103.1
Winona	KWMN FM	99.3
Worthington	KWOA	AM 730
	KWOA	FM 100.3
Nationwide	Satellite – Sirius XM	
Worldwide	CBS Interactive Stream	
Worldwide	Tuneln Stream	



# MEDIA INFORMATION

## CREDENTIALS

Requests for working media credentials for Minnesota home games at Huntington Bank Stadium must be made online at [gophersports.com/media](http://gophersports.com/media). Credentials may be picked up on Saturday at the media will call area at Huntington Bank Stadium. Working media must enter Huntington Bank Stadium through the media entrance, which is the Dodge County entrance.

## CREDENTIALS POLICY

Media credentials are issued on a priority basis with television/radio stations originating a live broadcast, daily newspapers, national publications, television/radio stations and longstanding websites receiving priority. All other requests will be evaluated on a game-by-game basis prior to receiving credentials. Freelance reporters and photographers must be on assignment for a recognizable news outlet and all credential requests must come through originating agency. Spouses, children and friends are not allowed in the Huntington Bank Stadium press box. The University of Minnesota reserves the right to deny media credentials to any individual who is not affiliated with an official news gathering organization.

## GOPHERSPORTS.COM

Golden Gopher football information, including rosters, notes and releases are posted on GopherSports.com, the official website of Gopher Athletics. This information, in addition to game photos and weekly interviews prior to games, can also be found at Minnesota's digital press box at [z.umn.edu/pressbox](http://z.umn.edu/pressbox).

## E-MAIL SERVICES

Press releases, game notes and advisories are emailed to members of the media who cover the Gophers on a regular basis. Media who want to be added to the distribution list should contact Paul Rovnak ([psrovnak@umn.edu](mailto:psrovnak@umn.edu)).

## PROFESSIONAL SCOUTS

Professional scouts must apply for credentials online at [GopherSports.com/media](http://GopherSports.com/media).

## MEDIA / SCOUT PARKING

Minnesota has limited media parking for home games and does not provide complimentary parking for professional scouts attending football games at Huntington Bank Stadium. Media and scouts are able to purchase single-game parking passes in the Oak Street Ramp when they apply for credentials at [GopherSports.com/media](http://GopherSports.com/media). Ramp and map information is available at that site as well. Media will not be permitted entrance to the Oak Street Ramp without a parking pass. Season parking passes may also be purchased when requesting credentials online.

## RADIO/TELEVISION

Minnesota's live television appearances are designated in accordance with Big Ten contractual agreements and guidelines. Radio booths are assigned for the Golden Gopher Radio Network and the opponent's flagship station/network. Booth (indoor or outdoor) assignments for additional national or student radio stations originating live broadcasts will be made if space is available.

## PHOTOGRAPHERS

All photographers must obtain a photographer credential and a photo vest upon entering Huntington Bank Stadium. Only photographers wearing their credential and designated photo vest will be permitted to shoot games. In accordance with NCAA and Big Ten rules, photographers are not permitted to shoot within the team bench area and must stay behind the yellow dotted lines that surrounds the field.

## INTERNET

Wireless internet is available in the press box at Huntington Bank Stadium. Internet access will also be available in the media work rooms near both the home and visiting locker rooms.

## PRESS BOX MEAL

A complimentary pregame meal and snacks may be served. Beverages may be available prior to, during and after the game.

## POSTGAME INTERVIEWS

Minnesota complies with an equal access policy. Following his postgame radio show, coach P.J. Fleck and selected Minnesota student-athletes will be available to the media in the interview room. The visiting coach and student-athletes will be available in the visiting team interview room, which is located near the visiting team locker room.

## WEEKLY AVAILABILITY

Coach Fleck will be available to the media during weeks that Minnesota plays. Selected student-athletes will also be available, class schedule permitting. Media representatives covering the Gophers on a regular basis are invited. For those unable to attend, a live video stream is available at [GopherSports.com](http://GopherSports.com). Contact Paul Rovnak ([psrovnak@umn.edu](mailto:psrovnak@umn.edu)) for a weekly schedule.

Player interviews may be conducted following selected practices. All phone interviews for out-of-town media need to be arranged through the Athletic Communications Office. Home and cell phone numbers for players and coaches will not be released and they have been instructed not to conduct interviews if contacted without prior approval of Athletic Communications.

All interviews must not conflict with classes, meetings, training room, treatments or other team obligations. The locker room and training room are closed to the media at all times. Requests for player and/or coach interviews, either in person or via the phone, will be arranged through the Athletic Communications Office. Please allow 24 hours in order to facilitate arrangements per NCAA rules.

## PRACTICE INFORMATION

The Golden Gopher football team practices at Athletes Village, located near 15th Ave. SE and 8th St. Please contact the Athletic Communications Office for open practice times, availabilities and regulations.

One-on-one interviews with Coach Fleck will be conducted by request only through the Athletic Communications Office.

Post-practice interviews with players or coaches will be conducted at Athletes Village. All limitations or alterations of media access at practices will be determined by Coach Fleck and communicated through the Athletic Communications Office.

## PHOTOGRAPH REQUESTS

All requests for digital photographs of players and coaches, logos or other multimedia items must be made to Paul Rovnak at [psrovnak@umn.edu](mailto:psrovnak@umn.edu).

## ATHLETIC COMMUNICATIONS

### CONTACT INFORMATION

Sr. Associate AD for Communications/

Football Contact: Paul Rovnak

Mobile Phone: 651-592-5741

Email: [psrovnak@umn.edu](mailto:psrovnak@umn.edu)

### Associate Director

Football Contact: Karl Anderson

Mobile Phone: 612-910-2564

Email: [kganders@umn.edu](mailto:kganders@umn.edu)

### Mailing Address

Athletic Communications  
University of Minnesota  
250 Bierman Field Athletic Building  
516 15th Avenue SE  
Minneapolis, Minn. 55455

ROW THE BOAT



# 2023 SCHEDULE

MINNESOTA FOOTBALL

<b>N</b> AUG 31	<b>E</b> SEP 09	 SEP 16	<b>N</b> SEP 23	 SEP 30	<b>M</b> OCT 07
 OCT 21	 OCT 28	<b>I</b> NOV 04	<b>P</b> NOV 11	 NOV 18	<b>W</b> NOV 25

HOME      AWAY