

## Team Statistics

### Team Statistics

	MIAMI	OPP
<b>Scoring</b>	<b>263</b>	<b>294</b>
Points per game	20.2	22.6
Points Off Turnovers	47	35
<b>First Downs</b>	<b>222</b>	<b>263</b>
Rushing	100	99
Passing	96	140
Penalty	26	24
<b>Rushing Yardage</b>	<b>1821</b>	<b>1767</b>
Yards gained rushing	2184	2011
Yards lost rushing	363	244
Rushing attempts	483	452
Average per rush	3.8	3.9
Average per game	140.1	135.9
TDs Rushing	14	17
<b>Passing Yardage</b>	<b>2152</b>	<b>3084</b>
Comp-Att-Int	184-337-5	273-445-11
Average per pass	6.4	6.9
Average per catch	11.7	11.3
Average per game	165.5	237.2
TDs Passing	15	17
<b>Total offense</b>	<b>3973</b>	<b>4851</b>
Total plays	820	897
Average per play	4.8	5.4
Average per game	305.6	373.2
<b>Kick returns: #-Yards</b>	<b>18-299</b>	<b>25-525</b>
<b>Punt returns: #-Yards</b>	<b>22-152</b>	<b>23-69</b>
<b>Int returns: #-Yards</b>	<b>11-173</b>	<b>5-87</b>
<b>Kick return average</b>	<b>16.6</b>	<b>21.0</b>
<b>Punt return average</b>	<b>6.9</b>	<b>3.0</b>
<b>Int return average</b>	<b>15.7</b>	<b>17.4</b>
<b>Fumbles-Lost</b>	<b>11-7</b>	<b>23-11</b>
<b>Penalties-Yards</b>	<b>71-627</b>	<b>78-750</b>
Average per game	48.2	57.7
<b>Punts-Yards</b>	<b>73-3076</b>	<b>66-2541</b>
Average per punt	42.1	38.5
Net punt average	39.8	35.4
<b>Kickoffs-Yards</b>	<b>61-3704</b>	<b>63-3811</b>
Average per kick	60.7	60.5
Net kick average	38.2	39.2
<b>Time of possession / game</b>	<b>30:20</b>	<b>29:58</b>
<b>3rd-down conversion</b>	<b>58/184</b>	<b>75/187</b>
3rd-down pct	32%	40%
<b>4rd-down conversion</b>	<b>11/22</b>	<b>10/19</b>
4rd-down pct	50%	53%
<b>Sacks by-Yards</b>	<b>28-167</b>	<b>38-237</b>
<b>Misc Yards</b>	<b>0</b>	<b>0</b>
<b>Touchdowns scored</b>	<b>30</b>	<b>35</b>
<b>Field goals - attempts</b>	<b>18-23</b>	<b>17-23</b>
<b>On-Side kicks</b>	<b>0-0</b>	<b>0-0</b>
<b>Red-zone scores</b>	<b>(31-39) 79%</b>	<b>(37-42) 88%</b>
<b>Red-zone touchdowns</b>	<b>(20-39) 51%</b>	<b>(26-42) 62%</b>
<b>PAT-attempts</b>	<b>(27-28) 96%</b>	<b>(33-33) 100%</b>
<b>2-point conversion-attempts</b>	<b>(0-2) 0%</b>	<b>(0-2) 0%</b>
<b>Attendance</b>	<b>75323</b>	<b>128304</b>
Games / Avg per game	5/15065	6/21384
Neutral site games	-	2/21141

### Score by Periods

Team	1st	2nd	3rd	4th	OT	TOT
Miami (OH)	66	81	53	63	0	263
Opponents	69	63	77	85	0	294

# 2022 in Review

## Individual Statistics

### Rushing

Player	gp	att	gain	loss	net	avg	td	lg	avg/g
Aveon Smith	10	123	704	151	553	4.5	6	73	55.3
Keyon Mozee	11	109	493	22	471	4.3	2	66	42.8
Tyre Shelton	11	85	334	13	321	3.8	3	26	29.2
Kevin Davis	13	54	306	21	285	5.3	2	41	21.9
Kenny Tracy	12	37	154	1	153	4.1	0	23	12.8
Brett Gabbert	4	39	133	78	55	1.4	1	18	13.8
Jaylon Bester	2	10	18	1	17	1.7	0	11	8.5
Henry Hesson	2	2	17	0	17	8.5	0	9	8.5
Jordan Brunson	2	7	15	0	15	2.1	0	5	7.5
Jalen Walker	12	2	10	14	-4	-2.0	0	10	-0.3
Team	13	15	0	62	-62	-4.1	0	0	-4.8
<b>Total</b>	<b>13</b>	<b>483</b>	<b>2184</b>	<b>363</b>	<b>1821</b>	<b>3.8</b>	<b>14</b>	<b>73</b>	<b>140.1</b>
<b>Opponents</b>	<b>13</b>	<b>452</b>	<b>2011</b>	<b>244</b>	<b>1767</b>	<b>3.9</b>	<b>17</b>	<b>86</b>	<b>135.9</b>

### Passing

Player	gp	effic	comp-att-int	pct	yds	td	lg	avg/g
Aveon Smith	10	112.2	108-217-5	49.8	1299	11	76	129.9
Brett Gabbert	4	135.4	74-115-0	64.3	816	4	58	204.0
Henry Hesson	2	102.2	2-5-0	40.0	37	0	28	18.5
<b>Total</b>	<b>13</b>	<b>120.0</b>	<b>184-337-5</b>	<b>54.6</b>	<b>2152</b>	<b>15</b>	<b>76</b>	<b>165.5</b>
<b>Opponents</b>	<b>13</b>	<b>127.2</b>	<b>273-445-11</b>	<b>61.3</b>	<b>3084</b>	<b>17</b>	<b>79</b>	<b>237.2</b>

### Receiving

Player	gp	no.	yds	avg	td	lg	avg/g
Mac Hippenhammer	13	54	769	14.2	9	58	59.2
Jalen Walker	12	28	276	9.9	0	33	23.0
Miles Marshall	13	24	390	16.3	2	76	30.0
Jack Coldiron	12	24	286	11.9	1	43	23.8
Kevin Davis	13	19	143	7.5	0	18	11.0
Kenny Tracy	12	12	76	6.3	1	13	6.3
Nate Muersch	11	9	93	10.3	1	30	8.5
Tyre Shelton	11	8	39	4.9	0	8	3.5
Keyon Mozee	11	2	6	3.0	0	4	0.5
Matt Bjorson	10	1	20	20.0	0	20	2.0
Luke Bolden	12	1	17	17.0	1	17	1.4
Scotty Nieman	4	1	9	9.0	0	9	2.3
Reginald Virgil	11	1	28	28.0	0	28	2.5
<b>Total</b>	<b>13</b>	<b>184</b>	<b>2152</b>	<b>11.7</b>	<b>15</b>	<b>76</b>	<b>165.5</b>
<b>Opponents</b>	<b>13</b>	<b>273</b>	<b>3084</b>	<b>11.3</b>	<b>17</b>	<b>79</b>	<b>237.2</b>

### Punt Returns

Player	no.	yds	avg	td	lg
Jalen Walker	16	127	7.9	0	35
Yahsyn McKee	5	30	6.0	0	11
Chris Cavalaris	0	7	0.0	0	7
Kevin Davis	1	-12	-12.0	0	0
<b>Total</b>	<b>22</b>	<b>152</b>	<b>6.9</b>	<b>0</b>	<b>35</b>
<b>Opponents</b>	<b>23</b>	<b>69</b>	<b>3.0</b>	<b>0</b>	<b>23</b>

### Interceptions

Player	no.	yds	avg	td	lg
Yahsyn McKee	2	18	9.0	0	18
John Saunders Jr.	2	7	3.5	0	7
Jacquez Warren	2	66	33.0	1	62
Corey Suttle	1	0	0.0	0	0
Ryan McWood	1	26	26.0	0	26
Brian Ugwu	1	6	6.0	0	6
Eli Blakey	1	5	5.0	0	5
Rowan Zolman	1	45	45.0	0	45
<b>Total</b>	<b>11</b>	<b>173</b>	<b>15.7</b>	<b>1</b>	<b>62</b>
<b>Opponents</b>	<b>5</b>	<b>87</b>	<b>17.4</b>	<b>0</b>	<b>51</b>

### Kick Returns

Player	no.	yds	avg	td	lg
Jalen Walker	9	169	18.8	0	28
Kevin Davis	8	117	14.6	0	32
Luke Bolden	1	13	13.0	0	13
<b>Total</b>	<b>18</b>	<b>299</b>	<b>16.6</b>	<b>0</b>	<b>32</b>
<b>Opponents</b>	<b>25</b>	<b>525</b>	<b>21.0</b>	<b>1</b>	<b>100</b>

### Fumble Returns

Player	no.	yds	avg	td	lg
Ambe' Caldwell	2	0	0.0	0	0
Yahsyn McKee	1	0	0.0	0	0
Nolan Johnson	1	0	0.0	0	0
Matthew Salopek	1	0	0.0	0	0
Kobe Hilton	1	0	0.0	0	0
Ryan McWood	1	0	0.0	0	0
Ja'Von Kimpson	1	0	0.0	0	0
Michael Dowell	1	0	0.0	0	0
Nasir Washington	1	0	0.0	0	0
Eli Blakey	1	0	0.0	0	0
<b>Total</b>	<b>11</b>	<b>0</b>	<b>0.0</b>	<b>0</b>	<b>0</b>
<b>Opponents</b>	<b>7</b>	<b>23</b>	<b>3.3</b>	<b>0</b>	<b>23</b>

## Individual Statistics

### Scoring

Player	td	fg	PAT				dpx	saf	pts
			kick	rush	rcv	pass			
Graham Nicholson	-	18-23	26-27	-	-	-	-	-	80
Mac Hippenhammer	9	-	-	-	-	-	-	-	54
Aveon Smith	6	-	-	-	-	-	-	-	36
Tyre Shelton	3	-	-	-	-	-	-	-	18
Miles Marshall	2	-	-	-	-	-	-	-	12
Kevin Davis	2	-	-	-	-	-	-	-	12
Keyon Mozee	2	-	-	-	-	-	-	-	12
Jack Coldiron	1	-	-	-	-	-	-	-	6
Luke Bolden	1	-	-	-	-	-	-	-	6
Brett Gabbert	1	-	-	-	-	-	-	-	6
Nate Muersch	1	-	-	-	-	-	-	-	6
Kenny Tracy	1	-	-	-	-	-	-	-	6
Jacquez Warren	1	-	-	-	-	-	-	-	6
Dom Dzioban	-	-	1-1	-	-	-	-	-	1
<b>Total</b>	<b>30</b>	<b>18-23</b>	<b>27-28</b>	<b>0</b>	<b>0</b>	<b>0</b>	<b>0</b>	<b>1</b>	<b>263</b>
<b>Opponents</b>	<b>35</b>	<b>17-23</b>	<b>33-33</b>	<b>0</b>	<b>0</b>	<b>0</b>	<b>0</b>	<b>0</b>	<b>294</b>

### Field Goals

Player	fg	pct.	01-19	20-29	30-39	40-49	50-99	lg	blk
Graham Nicholson	18-23	78.3	0-0	5-5	6-8	7-10	0-0	49	2
<b>Opponents</b>	<b>17-23</b>	<b>73.9</b>	<b>0-0</b>	<b>7-7</b>	<b>4-6</b>	<b>4-7</b>	<b>2-3</b>	<b>52</b>	<b>1</b>

### FG Sequence

Team Name	Miami (OH)	Opponents
Kentucky	(48),(27)	(34),(25),(50)
Robert Morris	39,(45)	46
Cincinnati	(36)	(26)
Northwestern	38,43,(36)	
Buffalo	(35),(22)	(43),(1)
Kent St.	(49),(45)	41,(38)
Bowling Green	(41),(39)	(22),31
Western Mich.	(23)	39,(52),(46),(37),51
Akron	(33),(44)	(25)
NIU	(44),(24)	(31)
Ball St.	(30),45,(25)	(44)
UAB	47	(42)
Ohio		40,(25),(25),(21)

Numbers in (parentheses) indicate field goal was made

### Total Offense

Player	g	plays	rush	pass	total	avg/g
Aveon Smith	10	340	553	1299	1852	185.2
Brett Gabbert	4	154	55	816	871	217.8
Keyon Mozee	11	109	471	0	471	42.8
Tyre Shelton	11	85	321	0	321	29.2
Kevin Davis	13	54	285	0	285	21.9
Kenny Tracy	12	37	153	0	153	12.8
Henry Hesson	2	7	17	37	54	27.0
Jaylon Bester	2	10	17	0	17	8.5
Jordan Brunson	2	7	15	0	15	7.5
Jalen Walker	12	2	-4	0	-4	-0.3
Team	13	0	-62	0	-62	-4.8
<b>Total</b>	<b>13</b>	<b>820</b>	<b>1821</b>	<b>2152</b>	<b>3973</b>	<b>305.6</b>
<b>Opponents</b>	<b>13</b>	<b>897</b>	<b>1767</b>	<b>3084</b>	<b>4851</b>	<b>373.2</b>

### Punting

Player	no.	yds	avg	lg	tb	fc	i20	50+	blk
Dom Dzioban	72	3056	42.4	67	4	17	27	14	0
Team	1	20	20.0	0	0	0	0	0	1
<b>Total</b>	<b>73</b>	<b>3076</b>	<b>42.1</b>	<b>67</b>	<b>4</b>	<b>17</b>	<b>27</b>	<b>14</b>	<b>1</b>
<b>Opponents</b>	<b>66</b>	<b>2541</b>	<b>38.5</b>	<b>67</b>	<b>2</b>	<b>22</b>	<b>15</b>	<b>3</b>	<b>3</b>

### Kickoffs

Player	no.	yds	avg	tb	ob	retn	net	ydln
Graham Nicholson	55	3323	60.4	24	1			
Henry Beckett	6	381	63.5	1	0			
<b>Total</b>	<b>61</b>	<b>3704</b>	<b>60.7</b>	<b>25</b>	<b>1</b>	<b>25</b>	<b>38.2</b>	<b>26</b>
<b>Opponents</b>	<b>63</b>	<b>3811</b>	<b>60.5</b>	<b>37</b>	<b>4</b>	<b>18</b>	<b>39.2</b>	<b>25</b>

# 2022 in Review

## Defensive Statistics

### Team Defense

##	Player	gp	Tackles				tfl/yds	Sacks no-yds	Pass defense			Fumbles		blkd	
			ua	a	tot				int-yds	brup	qbh	fr-yds	ff	kick	saf
35	Ryan McWood	12	51	84	135	6-18	0.5-4	1-26	3	3	1-0	1	.	.	
15	Matthew Salopek	13	61	63	124	9-30	3.5-22	.	1	1	1-0	1	.	.	
21	Michael Dowell	13	49	48	97	5-16	2-10	.	6	2	1-0	1	.	.	
6	Jacquez Warren	13	34	29	63	1-3	.	2-66	1	2	.	1	.	.	
5	John Saunders Jr.	11	34	18	52	0.5-1	.	2-7	10	.	.	1	.	.	
8	Brian Ugwu	13	18	25	43	10-48	5-34	1-6	.	3	.	.	.	.	
19	Ambe' Caldwell	12	25	12	37	1-1	.	.	5	.	2-0	.	.	.	
2	Yahsyn McKee	8	25	10	35	.	.	2-18	6	.	1-0	1	.	.	
0	Austin Ertl	12	9	26	35	2.5-4	1-1	.	2	.	.	.	.	.	
96	Kobe Hilton	13	13	19	32	2.5-6	1-1	.	.	2	1-0	.	.	.	
22	Ja'Von Kimpson	13	24	7	31	.	.	.	4	.	1-0	1	.	.	
11	Corey Suttle	13	15	16	31	6-41	6-41	1-0	1	5	.	1	1	.	
90	Caiden Woullard	13	14	15	29	5-37	4-31	.	3	7	.	1	2	.	
16	Eli Blakey	5	13	14	27	.	.	1-5	6	1	1-0	.	.	.	
10	Ty Wise	8	11	13	24	4.5-9	2-4	.	1	3	.	1	.	.	
3	Nolan Johnson	11	17	5	22	2-10	1-6	.	3	.	1-0	1	.	.	
36	Dominic Nardone	11	6	11	17	.	.	.	1	1	.	1	.	.	
23	Oscar McWood	4	7	8	15	0.5-0	.	.	.	.	.	.	.	.	
4	Camden Rogers	12	3	6	9	1-9	1-9	.	.	.	.	.	.	.	
84	Reginald Virgil	11	4	4	8	.	.	.	.	.	.	.	.	.	
99	Anthony Collier II	9	1	6	7	0.5-2	.	.	.	.	.	.	.	.	
52	Nasir Washington	12	2	5	7	.	.	.	.	.	1-0	.	.	.	
18	Rowan Zolman	9	5	1	6	.	.	1-45	.	.	.	.	.	.	
54	Blaine Riley	11	1	2	3	.	.	.	.	.	.	.	.	.	
91	Marlon Dawson Jr.	7	1	2	3	1-4	1-4	.	.	.	.	1	.	.	
12	Corban Hondru	12	.	2	2	.	.	.	.	.	.	.	.	.	
49	Jacob Snell	1	.	2	2	.	.	.	.	.	.	.	.	.	
29	Ryan Kahn	1	.	2	2	.	.	.	.	.	.	.	.	.	
98	Graham Nicholson	13	1	.	1	.	.	.	.	.	.	.	.	.	
1	Jaylon Bester	2	1	.	1	.	.	.	.	.	.	.	.	.	
14	Jalen Walker	12	1	.	1	.	.	.	.	.	.	.	.	.	
2	Aveon Smith	10	.	1	1	.	.	.	.	.	.	.	.	.	
3	Keyon Mozee	11	.	1	1	.	.	.	.	.	.	.	.	.	
5	Brett Gabbert	4	1	.	1	.	.	.	.	.	.	.	.	.	
89	Jack Coldiron	12	1	.	1	.	.	.	.	.	.	.	.	.	
97	Brendan Beattle	13	1	.	1	.	.	.	.	.	.	.	.	.	
6	Austin Robinson	3	1	.	1	.	.	.	.	.	.	.	.	.	
33	Kenny Tracy	12	1	.	1	.	.	.	.	.	.	.	.	.	
47	Luke Bolden	12	.	.	.	.	.	.	.	.	.	.	1	.	
	<b>Totals</b>	<b>13</b>	<b>451</b>	<b>458</b>	<b>909</b>	<b>58-239</b>	<b>28-167</b>	<b>11-173</b>	<b>53</b>	<b>30</b>	<b>11-0</b>	<b>13</b>	<b>4</b>	<b>1</b>	
	Opponents	13	453	374	827	81-320	38-237	5-87	43	13	7-23	8	4	0	



## Combined Stats

Game	Score	First Downs	Rushing No.-Yds.-TD	Passing C-A-I-Yds-TD	Tot. Off Pl.-Yds.	Fum-Lost	Pen-Yards	Third Downs	Poss.-Time
at Kentucky	37	20	26-50-0	21-32-1-303-3	58-353	0-0	4-30	2-8	28:07
Miami	13	17	32-111-1	22-32-0-179-0	64-290	2-1	7-45	3-14	31:53
Robert Morris	14	9	27-40-1	18-29-2-179-1	56-219	1-0	5-30	3-14	27:29
at Miami	31	22	42-216-1	16-27-1-192-3	69-408	2-2	3-33	9-16	32:31
Cincinnati	38	25	36-137-3	27-36-1-341-2	72-478	5-2	10-99	7-14	31:16
at Miami	17	13	36-67-1	9-21-1-116-2	57-183	2-0	6-60	1-11	28:44
at Northwestern	14	17	31-107-2	26-44-0-257-0	75-364	2-2	6-62	7-17	27:49
Miami	17	13	44-216-1	7-19-0-62-1	63-278	1-0	8-55	5-15	32:11
at Buffalo	24	21	34-90-2	19-35-1-186-1	69-278	1-1	3-36	4-14	27:58
Miami	20	16	38-240-2	14-26-1-119-0	64-359	0-0	11-96	5-14	32:02
Kent State	24	24	35-109-0	23-40-0-306-3	75-415	1-1	7-44	8-17	23:58
at Miami	27	18	50-236-3	9-14-1-179-0	64-415	0-0	7-53	4-14	36:02
at Bowling Green	17	21	44-176-2	16-29-1-149-0	73-325	2-1	8-85	6-15	33:03
Miami	13	10	34-98-0	9-17-0-91-1	51-189	1-1	6-60	6-15	26:57
Western Michigan	16	21	45-181-1	16-33-0-123-0	78-304	0-0	3-30	10-21	33:27
at Miami	10	21	28-83-1	21-38-0-222-0	66-305	2-1	6-55	2-13	26:33
at Akron	9	20	25-80-0	31-49-1-316-1	74-396	3-2	7-80	6-16	27:31
Miami	27	13	37-84-1	13-23-0-184-1	60-268	0-0	2-20	2-13	32:29
Ohio	37	27	43-194-1	25-35-0-362-3	78-556	0-0	6-64	9-16	41:20
at Miami	21	16	21-69-0	20-26-0-244-3	47-313	0-0	2-25	1-7	18:40
at NIU	23	15	32-200	14-22-1-165-1	54-365	2-0	5-50	0-9	25:28
Miami	29	20	48-171-2	11-23-0-185-1	71-356	1-1	6-50	7-17	34:32
Ball State	17	19	36-265-2	20-32-2-269-1	68-407	1-0	7-65	6-14	28:50
at Miami	18	26	36-130-1	18-46-1-217-1	82-347	0-0	2-15	10-21	31:10
UAB	24	24	38-138-2	17-28-1-252-1	66-390	3-2	7-75	7-12	33:20
Miami	20	19	37-110-1	15-27-0-162-2	64-272	0-0	5-50	3-14	26:40

RUSHING	Bester	Mozee	Davis	Shelton	Smith
at Kentucky	2-3-0	7-25-0	2--1-0	7-50-1	2--1-0
Robert Morris	8-14-0	10-29-1	5-63-0	-	4-38-0
Cincinnati	-	8-21-0	7-30-0	-	10-2-0
at Northwestern	-	21-171-0	8-30-0	3-10-0	11-7-1
at Buffalo	-	14-62-0	2-6-0	8-36-0	12-142-2
Kent State	-	17-45-0	8-72-1	10-37-2	10-71
at BGSU	-	4-7-0	7-4-0	6-22-0	14-55
WMU	-	6-16-0	-	8-41-0	-
at Akron	-	13-52-1	1-1-0	8-20-0	-
Ohio	-	6-27-0	1-15-0	4-15-0	-
at NIU	-	-	6-28-0	16-43-0	20-105-2
Ball State	-	-	4-28-0	7-16-0	18-84-1
UAB	-	3-16-0	3-9-1	8-31-0	22-50-0

PASSING	Gabbert	A. Smith
at Kentucky	20-28-0-166-0	2-4-0-13-0
Robert Morris	-	14-22-1-155-3
Cincinnati	-	9-21-1-116-2
at Northwestern	-	7-19-0-62-1
at Buffalo	-	14-26-1-119-0
Kent State	-	9-14-1-179-0
at Bowling Green	-	9-17-0-91-1
Western Michigan	21-38-0-222-0	-
at Akron	13-23-0-184-1	-
Ohio	20-26-0-244-3	-
at NIU	-	11-23-0-185-1
Ball State	-	18-46-1-217-1
UAB	-	15-27-0-162-2

RECEIVING	Hippenhammer	Walker	Marshall	Batiste	Dorsey	Coldiron	Muersch	Davis	Tracy
at Kentucky	7-85-0	4-25-0	2-17-0	-	-	3-20-0	2-13-0	-	-
Robert Morris	4-52-2	3-7-0	-	-	-	-	5-55-0	2-24-0	-
Cincinnati	4-62-1	1-28-0	-	-	-	2-15-1	-	2-11-0	-
at Northwestern	2-20-1	1-8-0	1-13-0	-	-	1-9-0	-	1-10-0	-
at Buffalo	4-90-0	2-13-0	-	-	-	2-7-0	-	3-5-0	1-0-0
Kent State	1-5-0	1-15-0	2-89-0	-	-	3-60-0	-	1-5-0	-
at Bowling Green	2-14-0	3-45-0	1-19-0	-	-	2-12-0	-	1-1-0	-
Western Michigan	5-32-0	3-25-0	7-94-0	-	-	4-54-0	-	1-15-0	1-2-0
at Akron	4-84-0	-	3-17-0	-	-	1-43-0	1-11-1	1-10-0	3-19-0
Ohio	8-107-3	2-33-0	3-47-0	-	-	3-28-0	-	1-5-0	2-20-0
at NIU	5-105-1	-	1-32-0	-	-	1-13-0	-	-	-
Ball State	6-70-0	4-47-0	3-49-1	-	-	1-10-0	1-12-0	2-18-0	1-11-0
UAB	2-43-1	4-30-0	1-13-0	-	-	1-15-0	-	4-39-0	3-22-1

# 2022 in Review

## Start Chart

Offense	LT	LG	C	RG	RT	TE	WR	QB	TB	WR	WR
at Kentucky	Vaughan	Brekke	Feth	Shaffer	Holskey	Coldiron	Marshall	Gabbert	Bester	Walker	Dorsey
Robert Morris	Jados	Brekke	Feth	Shaffer	Holskey	DeJarld	Marshall	Smith	Mozee	Davis	Bolden (TE)
Cincinnati	Jados	Brekke	Feth	Shaffer	Holskey	Meursch	Marshall	Smith	Mozee	Davis	Hippenhammer
at Northwestern	Jados	Brekke	Feth	Shaffer	Holskey	Bolden	Marshall	Smith	Mozee	Walker	Hippenhammer
at Buffalo	Jados	Borders	Feth	Shaffer	Holskey	Coldiron	Marshall	Smith	Mozee	Walker	Hippenhammer
Kent State	Jados	Brekke	Feth	Shaffer	Holskey	Bolden	Virgil	Smith	Shelton	Bjorson (TE)	Hippenhammer
at BGSU	Jados	Borders	Feth	Shaffer	Holskey	Bolden	Bjorson (TE)	Smith	Mozee	Walker	Hippenhammer
WMU	Jados	Borders	Feth	Shaffer	Holskey	Bolden	Marshall	Gabbert	Shelton	Walker	Hippenhammer
at Akron	Jados	Jackson	Borders	Shaffer	Holskey	Coldiron	Bolden (TE)	Gabbert	Tracy	Davis	Muersch
Ohio	Jados	Borders	Feth	Shaffer	Holskey	Coldiron	Bolden (TE)	Gabbert	Shelton	Walker	Marshall
at NIU	Jados	Borders	Feth	Shaffer	Holskey	Bjorson	Marshall	Smith	Shelton	Walker	Hippenhammer
Ball State	Jados	Borders	Feth	Shaffer	Holskey	Bolden	Marshall	Smith	Shelton	Muersch	Hippenhammer
Bowl Game	Jackson	Borders	Feth	Brekke	Holskey	Coldiron	Davis	Smith	Tracy	Walker	Hippenhammer

Defense	LE	DT	DT	RE	OLB	MLB	Nickel	CB	S	S	CB
at Kentucky	Wise	Ertl	Hilton	Woullard	Salopek	McWood	Nardone	Saunders	Warren	Blakey	McKee
Robert Morris	Wise	Ertl	Hilton	Woullard	Salopek	McWood	Dowell	Saunders	Warren	Blakey	Kimpson
Cincinnati	Wise	Ertl	Hilton	Woullard	Salopek	McWood	Dowell	Saunders	Warren	Blakey	McKee
at Northwestern	Ugwu	Ertl	Hilton	Woullard	Salopek	McWood	Dowell	Saunders	Warren	Blakey	Kimpson
at Buffalo	Wise	Ertl	Hilton	Woullard	Salopek	Nardone	Dowell	Saunders	Warren	Blakey	McKee
Kent State	Wise	Ertl	Hilton	Woullard	Salopek	McWood	Dowell	Saunders	Warren	Caldwell	McKee
at BGSU	Ugwu	Ertl	Hilton	Woullard	Salopek	McWood	Dowell	Saunders	Warren	Caldwell	McKee
WMU	Ugwu	Ertl	Hilton	Woullard	Salopek	McWood	Dowell	Johnson	Warren	Caldwell	McKee
at Akron	Ugwu	Ertl	Hilton	Woullard	Salopek	McWood	Dowell	Saunders	Warren	Caldwell	McKee
Ohio	Suttle	Ertl	Hilton	Woullard	Salopek	McWood	Dowell	Saunders	Warren	Caldwell	Johnson
at NIU	Suttle	Ertl	Hilton	Woullard	Salopek	McWood	Dowell	Saunders	Warren	Caldwell	Kimpson
Ball State	Suttle	Ertl	Hilton	Woullard	Salopek	McWood	O. McWood	Saunders	Warren	Dowell	Kimpson
Bowl Game	Ugwu	Ertl	Hilton	Woullard	Salopek	McWood	O. McWood	Johnson	Warren	Dowell	Kimpson

## Drives/Red Zone/Time of Possession

SCORING DRIVE ANALYSIS											
	Minus	0-9	10-19	20-29	30-39	40-49	50-59	60-69	70-79	80-89	90-99
Miami TD	-	2	-	2	-	4	1	4	12	2	
Miami FG	1	1	1	1	2	2	6	3	-	-	-
Opponent TD	-	2	-	1	-	-	6	6	9	9	-
Opponent FG	-	-	3	1	2	6	-	3	1	1	-

	MIAMI				OPPONENT			
	Inside	Scores	TD/FG	Pct.	Inside	Scores	TD/FG	Pct.
at Kentucky	1	1	0/1	1.000	6	5	2/3	.833
Robert Morris	5	3	2/1	.600	2	2	2/0	1.000
Cincinnati	3	2	1/1	.667	5	5	4/1	1.000
at Northwestern	4	3	2/1	.750	2	2	2/0	1.000
at Buffalo	3	3	3/0	1.000	3	3	1/2	1.000
Kent State	3	2	2/0	.667	2	2	2/0	1.000
at BGSU	1	1	1/0	1.000	6	3	2/1	.500
WMU	3	2	1/1	.667	2	2	0/2	1.000
at Akron	4	4	2/2	1.000	3	2	1/1	.667
Ohio	2	2	2/0	1.000	6	6	4/1	1.000
at NIU	4	3	2/1	.750	2	2	1/1	1.000
Ball State	3	1	1/0	.333	0	0	0/0	.000
vs. UAB	3	2	2/0	.667	3	3	3/0	1.000
Total	39	29	21/8	.744	42	37	25/12	.881

TIME OF POSSESSION						
	Score	Overall	1st Qtr	2nd Qtr	3rd Qtr	4th Qtr
at Kentucky	L, 37-13	31:53	7:21	6:59	8:30	9:03
Robert Morris	W, 31-14	32:31	9:16	6:16	7:02	9:57
Cincinnati	L, 38-17	28:44	9:26	5:45	7:49	5:44
at Northwestern	W, 17-14	32:11	6:19	9:35	8:07	8:10
at Buffalo	L, 24-20	32:02	8:07	9:44	6:52	7:19
Kent State	W, 27-24	36:02	8:16	9:31	8:59	9:16
at BGSU	L, 17-13	26:57	6:34	7:48	6:30	6:05
WMU	L, 16-10	26:33	5:52	5:30	6:54	8:17
at Akron	W, 27-9	32:29	7:20	8:06	8:12	8:51
Ohio	L, 37-21	18:40	7:21	2:44	4:24	4:11
at NIU	W, 29-23	34:32	7:01	8:47	9:39	9:05
Ball State	W, 18-17	31:10	7:56	10:24	6:35	6:15
vs. UAB	L, 24-20	26:40	6:29	8:36	1:38	9:57

# 2022 in Review

## The Last Time...

### A MIAMI PLAYER ...

#### Had 100 yards rushing

Aveon Smith (142) at Buffalo, 2022

#### Had 200 yards rushing

Alonzo Smith (207) vs. Ball State, 2018

#### Had 300 yards rushing

Travis Prentice (376) vs. Akron, 1999

#### Had consecutive 200-yard rushing games

Travis Prentice at Ohio (227) and vs. Northern Illinois (239), 197

#### Had four rushing TDs

Cal Murray (4) vs. Kent State, 2000

#### Had four rushing TDs in a half

Cal Murray (4) vs. Kent State, 2000 (1st)

#### Had 300 yards passing

Brett Gabbert (351) vs. Buffalo, 2021

#### Had 400 yards passing

Brett Gabbert (405) at Kent State, 2021

#### Had 500 yards passing

Zac Dysert (516) at Akron, 2012

#### Had four straight 300-yard passing games

Ben Roethlisberger (Sept. 13-Oct. 4, 2003)

#### Had five passing TDs

Brett Gabbert (5) at Ohio, 2021

#### Had 10 receptions

Jack Sorenson (14) at Ohio, 2021

#### Had 150 yards receiving

Mac Hippenhammer (170) vs. CMU, 2021

#### Had 200 yards receiving

Jack Sorenson (283) at Ohio, 2021

#### Had three receiving TDs

Mac Hippenhammer, vs. Ohio, 2022

#### Had four receiving TDs

Jack Sorenson (4) at Akron, 2020

#### Returned punt for TD

Eugene Harris (63) at Northern Illinois, 2008

#### Returned two punts for TD

Ryne Robinson (86, 76) vs. Buffalo, 2003

#### Returned kickoff for TD

Maurice Thomas vs. Western Michigan, 2018 (99 yards)

#### Returned opening kickoff for TD

Maurice Thomas vs. Western Michigan, 2018 (99 yards)

#### Returned interception for TD

Jaquez Warren (62 yards) at Akron, 2022

#### Returned/Recovered fumble for TD

Chris Wade at Kentucky, 2013 (6 yards)

#### Returned blocked punt for TD

Lonnie Phelps at Ball State, 2019 (32 yards)

#### Returned blocked field goal for TD

Shean Williams at Western Michigan, 1991 (70 yards)

#### Returned blocked PAT for a score

Chad Brightman vs. Kent, 1996

#### Scored a safety

Corey Suttle at NIU, 2022

#### Allowed a safety

at Minnesota, 2018

#### Recovered three fumbles

Brad Cousino vs. Western Michigan, 1972

### MIAMI ...

#### Had 300 yards rushing

364 vs. Ball State, 2018

#### Surrendered 300 yards rushing

384 at Army, 2021

#### Had 400 yards rushing

478 at Western Michigan, 1975

#### Had a 200- and 100-yard rusher

Ty King (205) and Travis Prentice (102) vs. Kent, 1996

#### Surrendered 400 yards rushing

433 at NIU, 2014

#### Surrendered less than 50 yards rushing

40 vs. Robert Morris, 2022

#### Was held to minus rushing yards

-1 at Ohio State, 2012

#### Held opponent to minus rushing yards

-1 vs. Akron, 1995

#### Had 300 yards passing

351 vs. Buffalo, 2021

#### Surrendered 300 yards passing

362 vs. Ohio, 2022

#### Had 400 yards passing

405 at Kent State, 2021

#### Had 500 yards passing

516 at Akron, 2012

#### Surrendered 400 yards passing

413 at Kentucky, 2013

#### Had less than 10 yards passing

7 at Washington, 1984

#### Surrendered less than 10 yards passing

0 at Army, 2021

#### Had two 100-yard receivers in a game

Jalen Walker (136 yards) and Jack Sorenson (112 yards) vs. Buffalo in 2021

#### Had 500 yards total offense

549 at Kent State, 2021

#### Surrendered 500 yards total offense

556 vs. Ohio, 2022

#### Had 600 yards total offense

612 vs. BGSU, 2017

#### Surrendered 600 yards total offense

642 at Kent State, 2021

#### Had 700 yards total offense

705 at Akron, 2012

#### Had less than 75 yards total offense

51 at Miami (FL), 1987

#### Surrendered less than 75 yards total offense

39 vs. Akron, 1995

#### Surrendered less than 5 yards total offense

2 vs. Marshall, 1971

#### Held opponent to negative yards of total offense

-18 vs. Marshall, 1967

#### Intercepted five passes

5 vs. Cincinnati, 2005

#### Was intercepted five times

5 vs. Bowling Green, 2005

#### Was intercepted six times

6 at Central Michigan, 1990

#### Returned two interceptions for touchdowns

John Busing (65 yards) and Darrell Hunter (64 yards) at Ball State, 2003

#### Recovered five fumbles

5 vs. Buffalo, 2005

#### Recovered six fumbles

6 at North Carolina, 2002

#### Caused seven turnovers

8 vs. Buffalo, 2005  
(5 fumbles, 3 interceptions)

#### Caused eight turnovers

8 vs. Buffalo, 2005  
(5 fumbles, 3 interceptions)

#### Caused nine turnovers

9 at North Carolina, 2002  
(6 fumbles, 3 interceptions)

#### Had seven turnovers

7 vs. Bowling Green, 2005  
(5 interceptions, 2 fumbles)

#### Had eight turnovers

8 vs. Toledo, 1959  
(1 interception, 7 fumbles)

#### Had no punts in a game

at UCF, 2003

#### Blocked two punts in a game

at Ball State, 2019

#### Did not force a punt

at Boise State, 2012

#### Held opponent scoreless

7-0 vs. Akron, 2007

#### Was held scoreless

21-0 vs. Cincinnati, 2018

#### Won a game on the final play

24-21 at Bowling Green, 2010  
(Cook 33-yd. field goal)

#### Won a game with a TD on the final play

30-28 vs. Akron, 2001  
(Tillitiz 70-yard pass from Roethlisberger)

#### Lost a game on the final play

24-27 at Buffalo, 2012 (Clarke 47-yard FG)

#### Was ranked in AP Top 25

No. 10 in Final Rankings, 2004

#### Was ranked in AP Top 10

No. 10 on Jan. 2, 1974 (Highest ranking) and in Final Rankings, 2004

#### Defeated a team ranked in the Top 25

Miami 23, Ohio 20, 2012  
(No. 23 by AP; No. 24 by USA Today/ESPN)

#### Defeated a team ranked in Top 10

Miami 21, No. 8 LSU 12, 1986  
(Highest-ranked team Miami has ever defeated)

## Game-by-Game Recaps

**MIAMI  
KENTUCKY**

**13  
37** **ROBERT MORRIS  
MIAMI**

**14  
31**

Sept. 3, 2022  
Kroger Field • Lexington, Ky.  
Attendance: 61139

Sept. 10, 2022  
Yager Stadium • Oxford, Ohio  
Attendance: 9,828

The Miami University football team went on the road to take on No. 20/21 Kentucky in the 2022 season opener. Although the game was tied 10-10 late in the first half, the Wildcats pulled away in the third quarter and went on to post a 37-13 win over the RedHawks.

Brett Gabbert completed 20 of 28 passes for 166 yards, with over half of those yards going to Mac Hippenhammer (seven catches for 85 yards). Tyre Shelton rushed seven times for 50 yards and a score, while Ryan McWood made a game-high 11 tackles to lead the Miami defense.

Aveon Smith threw three touchdown passes in his first career start and the Miami University football team won its home opener 31-14 over Robert Morris.

Mac Hippenhammer caught two touchdown passes for the RedHawks, who scored 28 consecutive points after an early touchdown by Robert Morris. Miami recorded its 15th straight victory at Yager Stadium, extending the second-longest home win streak in program history.

		RedHawks	Wildcats
Score		13	37
<b>FIRST DOWNS</b>		17	20
<b>RUSHES-YARDS (NET)</b>		32-111	26-50
<b>PASSING YDS (NET)</b>		179	303
Passes Att-Comp-Int		32-22-0	32-21-1
<b>TOTAL OFFENSE PLAYS-YARDS</b>		64-290	58-353
Fumble Returns-Yards		0-0	0-0
Punt Returns-Yards		0-0	0-25
Kickoff Returns-Yards		0-0	2-121
Interception Returns-Yards		1-5	0-0
Punts (Number-Avg)		5-34.0	2-35.0
Fumbles-Lost		2-1	0-0
Penalties-Yards		7-45	4-30
Possession Time		31:53	28:07
Third-Down Conversions		3 of 14	2 of 8
Fourth-Down Conversions		3 of 4	0 of 1
Red-Zone Scores-Chances		1-1	5-6

		RedHawks	Wildcats
<b>Rushing</b>		No. Gain Loss Net TD Lg Avg	No. Gain Loss Net TD Lg Avg
Shelton, Tyre		7 50 0 50 1 22 7.1	32 0 32 0 9 4.6
Gabbert, Brett		10 41 13 28 0 13 2.8	6 16 0 16 0 6 2.7
Moze, Keyon		7 25 0 25 0 8 3.6	3 10 0 10 0 7 3.3
Tracy, Kenny		2 7 0 7 0 4 3.5	2 10 0 10 0 8 5.0
<b>Passing</b>		C-A-I Yds TD Long Sack	C-A-I Yds TD Long Sack
Gabbert, Brett		20-28-0 166 0 24 2	21-32-1 303 3 45 4
Smith, Aveon		2-4-0 13 0 9 1	
<b>Receiving</b>		No. Yards TD Long	No. Yards TD Long
Hippenhammer, Ma		7 85 0 24	6 136 0 45
Walker, Jalen		4 25 0 9	4 53 1 19
Caldiron, Jack		3 20 0 13	3 45 0 38
Marshall, Miles		2 17 0 15	2 16 0 10
<b>Punting</b>		No. Yds Avg Long In20 TB	No. Yds Avg Long In20 TB
Dzioban, Dom		4 150 37.5 44 3 0	2 70 35.0 47 0 0
TEAM		1 20 20.0 20 0 0	
<b>Punt Returns</b>		No. Yards TD Long	No. Yards TD Long
Dzioban, Dom		3 139 46.3 66 1 0	0 25 0 23
<b>Kick Returns</b>		No. Yards TD Long	No. Yards TD Long
Dzioban, Dom		3 139 46.3 66 1 0	2 121 1 100
<b>Tackles</b>		UA-A Total Sacks TFL	UA-A Total Sacks TFL
McWood, Ryan		3-8 11 0.0 0.0	3-4 7 0.0 0.0
Blakey, Eli		3-6 9 0.0 0.0	3-3 6 0.0 0.0
Salopek, Matthew		2-5 7 0.0 0.0	4-1 5 0.0 0.0
Dowell, Michael		2-4 6 0.0 0.0	3-2 5 0.0 0.0

Qtr	Time	Scoring Play	V-H
1st	09:39	RedHawks - Shelton, Tyre 22 yd run (Nicholson, Graha kick), 13-75 5:21	7 - 0
	07:29	Wildcats - Bates, Brenden 6 yd pass from (Ruffolo, Matt kick), 5-79 2:03	7 - 7
2nd	09:22	Wildcats - Ruffolo, Matt 34 yd field goal, 5-16 1:46	7 - 10
	06:10	RedHawks - Nicholson, Graha 48 yd field goal, 7-45 3:12	10 - 10
	00:00	Wildcats - Ruffolo, Matt 25 yd field goal, 10-77 2:04	10 - 13
3rd	14:47	Wildcats - Brown, Barion 100 yd kickoff return (Ruffolo, Matt kick)	10 - 20
	13:58	Wildcats - Magwood, Chance 5 yd pass from (Ruffolo, Matt kick), 2-8 0:04	10 - 27
	09:04	RedHawks - Nicholson, Graha 27 yd field goal, 11-65 4:54	13 - 27
	01:09	Wildcats - Ruffolo, Matt 50 yd field goal, 6-17 2:55	13 - 30
4th	07:46	Wildcats - Key, Dane 1 yd pass from (Ruffolo, Matt kick), 9-84 5:12	13 - 37

		Colonial	RedHawks
Score		14	31
<b>FIRST DOWNS</b>		9	22
<b>RUSHES-YARDS (NET)</b>		27-40	42-216
<b>PASSING YDS (NET)</b>		179	192
Passes Att-Comp-Int		29-18-2	27-16-1
<b>TOTAL OFFENSE PLAYS-YARDS</b>		56-219	69-408
Fumble Returns-Yards		0-0	0-0
Punt Returns-Yards		0-10	0-14
Kickoff Returns-Yards		3-62	0-0
Interception Returns-Yards		1-36	2-33
Punts (Number-Avg)		9-40.9	3-46.3
Fumbles-Lost		1-0	2-2
Penalties-Yards		5-30	3-33
Possession Time		27:29	32:31
Third-Down Conversions		3 of 14	9 of 16
Fourth-Down Conversions		0 of 0	1 of 2
Red-Zone Scores-Chances		2-2	3-5

		Robert Morris	Miami (OH)	
<b>Rushing</b>		No. Gain Loss Net TD Lg Avg	No. Gain Loss Net TD Lg Avg	
Jackson, Alijah		13 43 0 43 0 11 3.3	Davis, Kevin	5 63 0 63 0 31 12.6
Chiccutt, Anthon		3 4 1 3 0 3 1.0	Tracy, Kenny	5 52 0 52 0 23 10.4
Purge, Anthony		5 4 1 3 1 2 0.6	Smith, Aveon	4 38 0 38 0 26 9.5
Simmons, Jake		1 3 0 3 0 3 3.0	Moze, Keyon	10 29 0 29 1 6 2.9
<b>Passing</b>		C-A-I Yds TD Long Sack	C-A-I Yds TD Long Sack	
Chiccutt, Anthon		10-16-2 138 0 79 1	Smith, Aveon	14-22-1 155 3 30 0
Simmons, Jake		8-13-0 41 1 13 0	Hesson, Henry	2-5-0 37 0 28 0
<b>Receiving</b>		No. Yards TD Long	No. Yards TD Long	
Wondy, Devon		4 28 0 11	Muersch, Nata	4 55 0 30
Fetterman, Parke		3 20 0 13	Hippenhammer, Ma	4 52 2 22
Oululey, Feysay		2 12 0 9	Walker, Jalen	3 7 0 6
Hill, Jamal		2 12 0 7	Davis, Kevin	2 24 0 18
<b>Punting</b>		No. Yds Avg Long In20 TB	No. Yds Avg Long In20 TB	
Souder III, Geo		9 368 40.9 48 3 0	Dzioban, Dom	3 139 46.3 66 1 0
<b>Punt Returns</b>		No. Yards TD Long	No. Yards TD Long	
Howard, Tahseen		0 -10 0 0	Walker, Jalen	0 26 0 9
			Davis, Kevin	0 -12 0 0
<b>Kick Returns</b>		No. Yards TD Long	No. Yards TD Long	
Howard, Tahseen		3 62 0 25		
<b>Tackles</b>		UA-A Total Sacks TFL	UA-A Total Sacks TFL	
Cassie, Joe		5-5 10 0.0 0.0	McWood, Ryan	4-3 7 0.0 0.0
Floyd, Amari		4-6 10 0.0 0.0	Dowell, Michael	4-3 7 0.0 0.0
Audiger, Sydney		6-2 8 0.0 0.0	Salopek, Matthew	2-3 5 0.0 0.0
Cabell, Dakari		4-2 6 0.0 0.0	Wise, Ty	3-1 4 0.0 0.0

Qtr	Time	Scoring Play	V-H
2nd	12:37	RedHawks - Hippenhammer, Ma 22 yd pass from (Nicholson, Graha kick), 1-22 0:07	0 - 7
	02:29	RedHawks - Moze, Keyon 1 yd run (Nicholson, Graha kick), 7-43 3:47	0 - 14
1st	10:14	Colonial - Purge, Anthony 2 yd run (Jenkins, Jayson kick), 5-81 2:02	7 - 14
	12:22	RedHawks - Dzioban, Dom 45 yd field goal, 8-47 2:38	7 - 17
4th	09:47	RedHawks - Hippenhammer, Ma 18 yd pass from (Nicholson, Graha kick), 7-67 3:46	7 - 24
1st	03:42	RedHawks - Bolden, Luke 17 yd pass from (Nicholson, Graha kick), 11-71 5:31	7 - 31
4th	00:19	Colonial - Jordan, Amir 8 yd pass from (Jenkins, Jayson kick), 3-28 0:46	14 - 31

# 2022 in Review

## Game-by-Game Recaps

**CINCINNATI**  
**MIAMI**

**38** **MIAMI**  
**17** **NORTHWESTERN**

**17**  
**14**

Sept. 17, 2022  
Paycor Stadium • Cincinnati, Ohio  
Attendance: 30,109

Sept. 24, 2022  
Ryan Field • Evanston, Ill.  
Attendance: 23,773

In the 126th Battle for the Victory Bell, the Cincinnati Bearcats erased an early 10-point Miami lead and went on to post a 38-17 victory over the RedHawks at Paycor Stadium. Aveon Smith threw two touchdown passes for Miami, while Ben Bryant threw for two scores for Cincinnati.

Graham Nicholson made a 36-yard field goal with 21 seconds left and the Miami University football team rallied for a 17-14 win at Northwestern Saturday night.

Keyon Mozee rushed 21 times for a career-high 171 yards to lead the RedHawks' offensive attack. Aveon Smith threw for one score and ran for another to help Miami move to 2-2 on the year. Northwestern drops to 1-3.

BEARCATS REDHAWKS										
Score	38					17				
FIRST DOWNS	25					13				
RUSHES-YARDS (NET)	36-137					36-67				
PASSING YDS (NET)	341					116				
Passes Att-Comp-Int	36-27-1					21-9-1				
TOTAL OFFENSE PLAYS-YARDS	72-478					57-183				
Fumble Returns-Yards	0-0					0-0				
Punt Returns-Yards	0-32					0-34				
Kickoff Returns-Yards	2-5					0-0				
Interception Returns-Yards	1-0					1-4				
Punts (Number-Avg)	5-48.2					7-47.1				
Fumbles-Lost	5-2					2-0				
Penalties-Yards	10-99					6-60				
Possession Time	31:16					28:44				
Third-Down Conversions	7 of 14					1 of 11				
Fourth-Down Conversions	0 of 0					0 of 2				
Red-Zone Scores-Chances	5-5					2-3				

Cincinnati						Miami (OH)									
Rushing	No.	Gain	Loss	Net	TD	Lg	Avg	Rushing	No.	Gain	Loss	Net	TD	Lg	Avg
McClelland,Char	18	101	0	101	2	30	5.6	Davis,Kevin	7	32	2	30	0	11	4.3
Kiner,Corey	7	32	0	32	1	9	4.6	Tracy,Kenny	9	26	1	25	0	6	2.8
Prater,Evan	2	20	0	20	0	15	10.0	Mozee,Keyon	8	22	1	21	0	7	2.6
Montgomery,Myle	2	4	0	4	0	2	2.0	Smith,Aveon	10	15	13	2	0	7	0.2

Cincinnati						Miami (OH)					
Passing	C-A-I	Yds	TD	Long	Sack	Passing	C-A-I	Yds	TD	Long	Sack
Bryant,Ben	26-35-1	337	2	41	3	Smith,Aveon	9-21-1	116	2	36	4
Prater,Evan	1-1-0	4	0	4	0						

Cincinnati						Miami (OH)					
Receiving	No.	Yards	TD	Long	Receiving	No.	Yards	TD	Long		
Scott,Tyler	8	119	1	41	Hippenhammer,Ma	4	62	1	36		
Tucker,Tre	7	105	0	31	Coldiron,Jack	2	15	1	13		
Mardner,Nick	3	47	1	21	Davis,Kevin	2	11	0	7		
Whyte,Josh	2	21	0	17	Walker,Jalen	1	28	0	28		

Cincinnati						Miami (OH)							
Punting	No.	Yds	Avg	Long	In20	TB	Punting	No.	Yds	Avg	Long	In20	TB
Fletcher,Mason	5	241	48.2	67	1	0	Dzioban,Dom	7	330	47.1	55	1	0

Cincinnati						Miami (OH)					
Punt Returns	No.	Yards	TD	Long	Punt Returns	No.	Yards	TD	Long		
Thompson,Jadon	0	32	0	23	Walker,Jalen	0	34	0	35		

Cincinnati						Miami (OH)					
Kick Returns	No.	Yards	TD	Long	Kick Returns	No.	Yards	TD	Long		
Mullaney,Ryan	1	0	0	0							
McClelland,Char	1	-5	0	0							

Cincinnati						Miami (OH)					
Tackles	UA-A	Total	Sacks	TFL	Tackles	UA-A	Total	Sacks	TFL		
Pace Jr.,Ivan	5-3	8	0.0	0.0	McWood,Ryan	6-7	13	0.0	0.0		
Bush,Arquon	3-2	5	0.0	0.0	Warren,Jacquez	5-4	9	0.0	0.0		
Threats,Bryon	2-3	5	0.0	0.0	Salopek,Matthew	3-6	9	0.0	0.0		
Sheppard,Jaquan	2-3	5	0.0	0.0	Saunders Jr.,Jo	5-2	7	0.0	0.0		

Qtr	Time	Scoring Play	V-H
1st	11:34	REDHAWKS - Hippenhammer,Ma 36 yd pass from (Nicholson,Graha kick), 7-75 3:26	0 - 7
	05:04	REDHAWKS - Nicholson,Graha 36 yd field goal, 8-31 3:16	0 - 10
	02:44	BEARCATS - McClelland,Char 2 yd run (Coe,Ryan kick), 8-70 3:20	7 - 10
2nd	12:39	REDHAWKS - Coldiron,Jack 2 yd pass from (Nicholson,Graha kick), 3-20 0:46	7 - 17
	09:54	BEARCATS - Kiner,Corey 1 yd run (Coe,Ryan kick), 7-75 2:45	14 - 17
	06:11	BEARCATS - Coe,Ryan 26 yd field goal, 7-39 2:16	17 - 17
	00:13	BEARCATS - Mardner,Nick 10 yd pass from (Coe,Ryan kick), 10-88 1:54	24 - 17
3rd	09:03	BEARCATS - Scott,Tyler 41 yd pass from (Coe,Ryan kick), 5-56 2:31	31 - 17
4th	05:33	BEARCATS - McClelland,Char 15 yd run (Coe,Ryan kick), 3-24 1:29	38 - 17

Quickie Statistics (Final)										
Miami (OH) vs Northwestern (Sep 24, 2022 at Evanston, Illinois)										
Score	17					14				
FIRST DOWNS	13					17				
RUSHES-YARDS (NET)	44-216					31-107				
PASSING YDS (NET)	62					257				
Passes Att-Comp-Int	19-7-0					44-26-0				
TOTAL OFFENSE PLAYS-YARDS	63-278					75-364				
Fumble Returns-Yards	0-0					0-0				
Punt Returns-Yards	0-33					0-0				
Kickoff Returns-Yards	0-0					0-0				
Interception Returns-Yards	0-0					0-0				
Punts (Number-Avg)	7-46.1					7-33.9				
Fumbles-Lost	1-0					2-2				
Penalties-Yards	8-55					6-62				
Possession Time	32:11					27:49				
Third-Down Conversions	5 of 15					7 of 17				
Fourth-Down Conversions	0 of 0					1 of 2				
Red-Zone Scores-Chances	3-4					2-2				

Miami (OH)						Northwestern									
Rushing	No.	Gain	Loss	Net	TD	Lg	Avg	Rushing	No.	Gain	Loss	Net	TD	Lg	Avg
Mozee,Keyon	21	173	2	171	0	66	8.1	Hull,Evan	21	66	4	62	0	7	3.0
Davis,Kevin	8	37	7	30	0	12	3.8	Porter,Cam	7	42	0	42	1	27	6.0
Shelton,Tyre	3	10	0	10	0	7	3.3	Tyus III,Anthon	1	4	0	4	0	4	4.0
Smith,Aveon	11	35	28	7	1	7	0.6	Hilinski,Ryan	1	1	0	1	1	1	1.0

Miami (OH)						Northwestern					
Passing	C-A-I	Yds	TD	Long	Sack	Passing	C-A-I	Yds	TD	Long	Sack
Smith,Aveon	7-19-0	62	1	13	3	Hilinski,Ryan	24-42-0	232	0	29	0
						Porter,Cam	2-2-0	25	0	21	0

Miami (OH)						Northwestern					
Receiving	No.	Yards	TD	Long	Receiving	No.	Yards	TD	Long		
Hippenhammer,Ma	2	20	1	12	Washington,Mali	8	81	0	29		
Marshall,Miles	1	13	0	13	Navarro,Donny	5	32	0	8		
Davis,Kevin	1	10	0	10	Kirtz,Bryce	3	44	0	18		
Coldiron,Jack	1	9	0	9	Lang,Marshall	3	39	0	23		

Miami (OH)						Northwestern							
Punting	No.	Yds	Avg	Long	In20	TB	Punting	No.	Yds	Avg	Long	In20	TB
Dzioban,Dom	7	323	46.1	59	3	0	Akers,Luke	6	237	39.5	48	3	0
							TEAM	1	0	0.0	0	0	0

Miami (OH)						Northwestern					
Punt Returns	No.	Yards	TD	Long	Punt Returns	No.	Yards	TD	Long		
Walker,Jalen	0	6	0	6							
Cavalaris,Chris	0	7	0	7							

Miami (OH)						Northwestern					
Kick Returns	No.	Yards	TD	Long	Kick Returns	No.	Yards	TD	Long		

Miami (OH)						Northwestern					
Tackles	UA-A	Total	Sacks	TFL	Tackles	UA-A	Total	Sacks	TFL		
McWood,Ryan	10-1	11	0.0	0.0	Gallagher,Bryce	9-4	13	0.0	0.0		
Salopek,Matthew	8-0	8	0.0	0.0	Azema,Coco	9-1	10	0.0	0.0		
Dowell,Michael	8-0	8	0.0	0.0	Mueller,Xander	5-0	5	0.0	0.0		
Blakey,Eli	4-1	5	0.0	0.0	O'Rourke,Devin	3-1	4	0.0	0.0		

Qtr	Time	Scoring Play	V-H
1st	03:36	NW - Hilinski,Ryan 1 yd run (Stage,Adam kick), 10-58 4:48	0 - 7
2nd	00:27	REDHAWKS - Hippenhammer,Ma 12 yd pass from (Nicholson,Graha kick), 2-8 0:53	7 - 7
	08:34	NW - Porter,Cam 2 yd run (Stage,Adam kick), 12-58 5:34	7 - 14
4th	07:23	REDHAWKS - Smith,Aveon 1 yd run (Nicholson,Graha kick), 3-75 1:11	14 - 14
	00:21	REDHAWKS - Nicholson,Graha 36 yd field goal, 13-58 6:03	17 - 14



## Game-by-Game Recaps

**MIAMI  
BUFFALO**

**20 KENT STATE  
24 MIAMI**

**24  
27**

Oct. 1, 2022  
UB Stadium • Buffalo, NY  
Attendance: 18,615

Oct. 8, 2022  
Yager Stadium • Oxford, Ohio  
Attendance: 14,366

Despite a career day from Aveon Smith, the Miami University football team dropped a 24-20 decision to the University at Buffalo. Smith finished with 119 yards passing and a career-best 142 yards rushing to go along with two touchdowns in the loss.

Miami dominated the stat sheet, out-gaining the Bulls 359-278. Led by Smith's day on the ground, the RedHawks out-rushed the Bulls 240-90 and won the turnover battle (2-1) as well, but 11 RedHawk penalties for 96 yards deemed crucial down the stretch for the Red and White.

With just over 60 seconds to play, Aveon Smith found Jack Coldiron for a 16-yard completion, converting a fourth-and-six from the Kent State 28-yard line, to propel the Miami University football team to a 27-24 victory. The RedHawks' defense was outstanding all afternoon, holding the Golden Flashes to just 109 rushing yards (on 35 carries), 110 yards below their season average.

Offensively, the RedHawks rushed for 236 yards of their own and Smith finished the contest connecting on 9-of-14 passes for 179 yards and added 71 yards rushing.

MIAMI (20)												BUFFALO (20)											
<b>MIAMI (20)</b>						<b>BUFFALO (20)</b>						<b>MIAMI (20)</b>						<b>BUFFALO (20)</b>					
Ranking	No.	Gain	Loss	Net	Yds	Yds	Yds	Yds	Yds	Yds	Yds	Yds	Yds	Yds	Yds	Yds	Yds	Yds	Yds	Yds	Yds	Yds	
Run-Back	12	143	2	141	0	17	11.8	Run-Back	15	107	4	103	0	12	0.8	Run-Back	12	143	2	141	0	17	11.8
Passing	11	142	0	142	0	28	4.4	Passing	11	142	0	142	0	28	4.4	Passing	11	142	0	142	0	28	4.4
Total	23	285	2	283	0	45	16.2	Total	26	249	4	253	0	40	1.6	Total	23	285	2	283	0	45	16.2
Penalties	11	96	0	96	0	0	0	Penalties	11	96	0	96	0	0	0	Penalties	11	96	0	96	0	0	0
Turnovers	1	0	0	0	0	0	0	Turnovers	2	0	0	0	0	0	0	Turnovers	1	0	0	0	0	0	0

KENT ST.												MIAMI (20)											
<b>KENT ST.</b>						<b>MIAMI (20)</b>						<b>KENT ST.</b>						<b>MIAMI (20)</b>					
Ranking	No.	Gain	Loss	Net	Yds	Yds	Yds	Yds	Yds	Yds	Yds	Yds	Yds	Yds	Yds	Yds	Yds	Yds	Yds	Yds	Yds	Yds	
Run-Back	15	107	4	103	0	12	0.8	Run-Back	12	143	2	141	0	17	11.8	Run-Back	15	107	4	103	0	12	0.8
Passing	11	142	0	142	0	28	4.4	Passing	11	142	0	142	0	28	4.4	Passing	11	142	0	142	0	28	4.4
Total	26	249	4	253	0	40	1.6	Total	23	285	2	283	0	45	16.2	Total	26	249	4	253	0	40	1.6
Penalties	11	96	0	96	0	0	0	Penalties	11	96	0	96	0	0	0	Penalties	11	96	0	96	0	0	0
Turnovers	2	0	0	0	0	0	0	Turnovers	1	0	0	0	0	0	0	Turnovers	2	0	0	0	0	0	0

# 2022 in Review

## Game-by-Game Recaps

### MIAMI BOWLING GREEN

### 13 WESTERN MICHIGAN 17 MIAMI

### 16 10

Oct. 15, 2022  
Doyt L. Perry Stadium • Bowling Green, Ohio  
Attendance: 7,841

Oct. 22, 2022  
Yager Stadium • Oxford, Ohio  
Attendance: 21,618

The Miami University football team dropped a 17-13 decision to Bowling Green. The RedHawks managed 98 yards on the ground, while the Falcons had 176 yards on 44 carries. Michael Dowell was tops on the team with 17 tackles, while Ryan McWood added 11 stops and two tackles for loss as the RedHawks held BGSU to 149 yards passing.

The return of starting quarterback Brett Gabbert wasn't enough for the Miami University football team, as the RedHawks fell at home to Western Michigan 16-10.

In his first game for the RedHawks since suffering an injury in the season opener, Gabbert put up 222 passing yards against the Broncos. The narrow loss snaps Miami's 16-game home winning streak, the second-longest in school history.

MIAMI (OH) vs Bowling Green (Oct 15, 2022)										
<b>QUICKIE REPORT</b>					Date: Oct 15, 2022 Site: Bowling Green, Ohio Stadium: Doyt L. Perry Attendance: 7841					
<b>FULL GAME</b>										
Score	MIAMI					BGSU				
17	13					17				
<b>FIRST DOWNS</b>	10					21				
<b>RUSHES-YARDS (NET)</b>	34-98					44-176				
<b>PASSING YDS (NET)</b>	91					149				
Passes Comp-Att-Int	9-17-0					16-29-1				
<b>TOTAL OFFENSE PLAYS-YARDS</b>	51-189					73-325				
Fumble Returns-Yards	0-0					0-0				
Punt Returns-Yards	0-0					1-11				
Kickoff Returns-Yards	2-16					3-58				
Interception Returns-Yards	1-0					0-0				
Punts (Number-Avg)	6-36.2					4-39.5				
Fumbles-Lost	1-1					2-1				
Penalties-Yards	6-60					8-85				
Possession Time	26:57					33:03				
Third-Down Conversions	6 of 15					6 of 15				
Fourth-Down Conversions	0 of 1					2 of 2				
Red-Zone Scores-Chances	1-1					3-6				
<b>MIAMI (OH)</b>										
<b>Rushing</b>	No.	Gain	Loss	Net	TD	Lg	Avg			
Aveon Smith	14	78	23	55	0	26	3.9			
Tyre Shelton	6	23	1	22	0	10	3.7			
Kenny Tracy	3	10	0	10	0	5	3.3			
Keyon Mosee	4	9	2	7	0	6	1.8			
<b>Passing</b>	C-A-I	Yds	TD	Long	Sack					
Aveon Smith	9-17-0	91	1	30	4					
<b>Receiving</b>	TAR	No.	Yards	YAC	TD	Long				
Jalen Walker	4	3	45	8	0	30				
Mac Hippenhammer	3	2	14	8	0	11				
Jack Calderon	4	2	12	1	0	7				
Miles Marshall	2	1	19	0	1	19				
<b>Punting</b>	No.	Yds	Avg	Long	In20	TB				
Dom Dzuban	6	217	36.2	44	2	0				
<b>Punt Returns</b>	No.	Yards	TD	Long						
Jalen Walker	2	16	0	13						
<b>Kick Returns</b>	No.	Yards	TD	Long						
Jalen Walker	2	16	0	13						
<b>Tackles</b>	UA-A	Total	Sacks	TFL						
Michael Dowell	9-8	17	1.0	1.5						
Ryan McWood	1-10	11	0.0	1.0						
Matthew Salopek	3-3	6	0.0	0.5						
Ty Wise	3-3	6	0.0	0.5						
<b>Qtr Time Scoring Play</b>										
1st	10:53	MIAMI - #99 G.Nicholson 41 yd FG, 9-54, 04:02	3-0							
2nd	07:13	BGSU - #44 H.Farrin Jr. 1 yd rush (#93 M.Lawler kick), 10-41, 04:56	3-7							
2nd	00:31	MIAMI - #13 M.Marshall 19 yd pass from #2 A.Smith (#98 G.Nicholson kick), 4-43, 00:56	10-7							
3rd	13:21	MIAMI - #98 G.Nicholson 39 yd FG, 4-7, 01:31	13-7							
3rd	04:44	BGSU - #93 M.Lawler 22 yd FG, 9-44, 03:36	13-10							
4th	11:31	BGSU - #19 T.Keith 19 yd rush (#93 M.Lawler kick), 6-55, 02:21	13-17							

MIAMI (OH) vs Bowling Green (Oct 15, 2022)										
<b>MIAMI (OH)</b>					<b>BOWLING GREEN</b>					
<b>Rushing</b>	No.	Gain	Loss	Net	TD	Lg	Avg			
Jason Patterson	18	95	1	94	0	23	5.2			
Jamal Johnson	6	31	0	31	0	9	5.2			
Harold Fannin Jr.	2	25	0	25	1	24	12.5			
Ta'ron Keith	4	26	5	21	1	19	5.2			
<b>Passing</b>	C-A-I	Yds	TD	Long	Sack					
Matt McDonald	16-29-1	149	0	20	4					
<b>Receiving</b>	TAR	No.	Yards	YAC	TD	Long				
Tyrone Broden	6	3	42	0	0	20				
CJ Lewis	4	3	28	0	0	12				
Christian Sims	6	3	20	12	0	8				
Harold Fannin Jr.	2	2	25	24	0	17				
<b>Punting</b>	No.	Yds	Avg	Long	In20	TB				
Samir Sir	4	158	39.5	47	1	0				
<b>Punt Returns</b>	No.	Yards	TD	Long						
Jake Rogers	1	11	0	11						
<b>Kick Returns</b>	No.	Yards	TD	Long						
Ta'ron Keith	3	58	0	27						
<b>Tackles</b>	UA-A	Total	Sacks	TFL						
Darren Anders	4-3	7	1.0	1.0						
DJ Taylor	2-5	7	0.0	0.0						
Anthony Hawkins	2-3	5	0.0	1.5						
Demetrius Hardamon	4-1	5	2.0	3.0						



## Game-by-Game Recaps

**MIAMI**  
**AKRON**

**27 OHIO**  
**9 MIAMI**

**37**  
**21**

Oct. 29, 2022  
InfoCision Stadium • Akron, Ohio  
Attendance: 11,749

Nov. 8, 2022  
Yager Stadium • Oxford, Ohio  
Attendance: 15,490

Behind a dominating defensive effort, the Miami University football team picked up a 27-9 win over the Akron Zips. The RedHawks' defense forced three turnovers, recorded four sacks, had a pick-six and held the Zips to 80 yards rushing on 25 carries in the victory.

Offensively, Brett Gabbert was 13-of-23 passing for 184 yards and one touchdown. Mac Hippenhammer recorded four catches for 84 yards.

Mac Hippenhammer caught a career-high three touchdown passes, but Ohio scored on each of its final six possessions to top Miami 37-21.

Brett Gabbert threw for 244 yards and three scores for the RedHawks. Kurtis Rourke had 362 yards through the air and three touchdown throws for the Bobcats.

Quickie report Miami (OH) vs Akron (Oct 29, 2022)															
Date: Oct 29, 2022 Site: Akron, Ohio Stadium: InfoCision Stadium-Summa Attendance: 11749															
FULL GAME						MIAMI			AKRON						
Score						27			9						
FIRST DOWNS						13			20						
RUSHES-YARDS (NET)						37-84			25-80						
PASSING YDS (NET)						184			316						
Passes Comp-Att-Int						13-23-0			31-49-1						
TOTAL OFFENSE PLAYS-YARDS						60-268			74-396						
Fumble Returns-Yards						0-0			0-0						
Punt Returns-Yards						5-30			3-13						
Kickoff Returns-Yards						1-18			4-90						
Interception Returns-Yards						1-62			0-0						
Punts (Number-Avg)						8-48.1			7-40.7						
Fumbles-Lost						0-0			3-2						
Penalties-Yards						2-20			7-80						
Possession Time						32:29			27:31						
Third-Down Conversions						2 of 13			6 of 16						
Fourth-Down Conversions						0 of 0			1 of 2						
Red-Zone Scores-Chances						4-4			2-3						
MIAMI (OH)						AKRON									
Rushing	No.	Gain	Loss	Net	TD	Lg	Avg	Rushing	No.	Gain	Loss	Net	TD	Lg	Avg
Keyon Moze	13	55	3	52	1	15	4.0	DJ Irons	14	79	21	58	0	20	4.1
Tyre Shelton	8	21	1	20	0	10	2.5	Clyde Price III	8	14	1	13	0	8	1.6
Kenny Tracy	5	15	0	15	0	7	3.0	Cam Wiley	3	5	0	5	0	2	1.7
Brett Gabbert	7	15	14	1	0	9	0.1	Tony Grimes, Jr.	0	4	0	4	0	4	0.0
Passing	C-A-I	Yds	TD	Long	Sack										
Brett Gabbert	13-23-0	184	1	58	2										
Receiving	TAR	No.	Yards	YAC	TD	Long									
Mac Hippenhammer	9	4	84	27	0	58									
Kenny Tracy	4	3	19	19	0	10									
Miles Marshall	5	3	17	2	0	9									
Jack Coldiron	1	1	43	31	0	43									
Punting	No.	Yds	Avg	Long	In20	TB									
Dom DiDion	8	385	48.1	67	2	0									
Punt Returns	No.	Yards	TD	Long											
Yahym McKee	5	30	0	11											
Kick Returns	No.	Yards	TD	Long											
Kevin Davis	1	18	0	18											
Tackles	UA-A	Total	Sacks	TFL											
Matthew Salpek	5-7	12	0.0	0.5											
Ryan McWood	1-8	9	0.0	1.0											
Ambe Caldwell	4-4	8	0.0	0.0											
Yahym McKee	6-1	7	0.0	0.0											
QB Time	Scoring Play														
1st	03:21	MIAMI	#8 N.Muersch	11 yd pass from #5 B.Gabbert (#98 G.Nicholson kick), 7-39, 02:46											
2nd	12:54	AKRON	#12 C.Smigel	25 yd FG, 15-70, 05:22											
2nd	04:26	MIAMI	#3 K.Moze	3 yd rush (#98 G.Nicholson kick), 8-76, 03:14											
2nd	01:11	MIAMI	#98 G.Nicholson	33 yd FG, 5-60, 01:29											
4th	14:04	MIAMI	#98 G.Nicholson	44 yd FG, 8-28, 04:00											
4th	10:15	MIAMI	#6 J.Warren	62 yd interception return (#98 G.Nicholson kick), 01:01											
4th	04:01	AKRON	#7 A.Adams	9 yd pass from #0 D.Irons (#18 S.Jacques-Louis pass from #0 D.Irons failed), 7-77, 02:44											

Quickie report Ohio (OH) vs Miami (OH) (Nov 08, 2022)															
Date: Nov 08, 2022 Site: Oxford, Ohio Stadium: Yager Stadium Attendance: 15490															
FULL GAME						OHIO			MIAMI (OH)						
Score						37			21						
FIRST DOWNS						27			34						
RUSHES-YARDS (NET)						43-194			32-69						
PASSING YDS (NET)						362			244						
Passes Comp-Att-Int						25-35-0			20-34-0						
TOTAL OFFENSE PLAYS-YARDS						78-354			47-310						
Fumble Returns-Yards						0-0			0-0						
Punt Returns-Yards						3-61			3-63						
Kickoff Returns-Yards						0-0			0-0						
Interception Returns-Yards						0-0			0-0						
Punts (Number-Avg)						2-33.0			4-33.0						
Fumbles-Lost						0-0			0-0						
Penalties-Yards						4-64			2-20						
Possession Time						43:00			38:40						
Third-Down Conversions						1 of 10			1 of 7						
Fourth-Down Conversions						0 of 1			0 of 1						
Red-Zone Scores-Chances						4-4			3-3						
OHIO						MIAMI (OH)									
Rushing	No.	Gain	Loss	Net	TD	Lg	Avg	Rushing	No.	Gain	Loss	Net	TD	Lg	Avg
Keyon Moze	20	143	0	143	1	44	7.2	Keyon Moze	0	0	0	0	0	0	0.0
Nash Gettman	10	44	0	44	0	39	4.4	Tyre Shelton	4	34	1	15	0	7	3.6
Cam Wiley	7	4	0	4	0	4	0.6	Mac Hippenhammer	3	15	0	15	0	15	5.0
Tony Grimes, Jr.	0	4	0	4	0	4	0.4	Jack Coldiron	1	50	0	50	0	50	50.0
Passing	C-A-I	Yds	TD	Long	Sack										
Brett Gabbert	25-35-0	362	3	49	0										
Receiving	TAR	No.	Yards	YAC	TD	Long									
Mac Hippenhammer	13	10	115	22	1	35									
Shocky Jacques-Louis	13	9	103	28	0	31									
Daniel George	11	4	68	5	0	25									
Tristan Brank	3	2	8	2	0	4									
Punting	No.	Yds	Avg	Long	In20	TB									
Nash Gettman	7	285	40.7	48	2	0									
Punt Returns	No.	Yards	TD	Long											
Tony Grimes, Jr.	2	10	0	10											
Shocky Jacques-Louis	1	3	0	3											
Kick Returns	No.	Yards	TD	Long											
Blake Hester	3	79	0	40											
Clyde Price III	1	11	0	11											
Tackles	UA-A	Total	Sacks	TFL											
Bubba Arslanian	2-9	11	0.0	0.0											
Tyson Durant	4-3	7	0.0	0.0											
KJ Martin	2-3	5	0.0	0.5											
Darrian Lewis	3-1	4	1.0	1.0											
QB Time	Scoring Play														
1st	05:44	OHIO	#21 S.Burgess	7 yd rush (#25 T.Henderson kick), 3-34, 05:17											
1st	03:11	MIAMI	#0 Mac Hippenhammer	3 yd pass from #18 B.Gabbert (#98 G.Nicholson kick), 8-75, 03:02											
1st	00:00	OHIO	#10 N.Walton	21 yd FG, 14-47, 00:07											
1st	07:05	OHIO	#21 S.Burgess	13 yd pass from #17 K.Rourke (#98 G.Nicholson kick), 13-76, 07:05											
1st	04:18	MIAMI	#0 Mac Hippenhammer	17 yd pass from #18 B.Gabbert (#98 G.Nicholson kick), 5-75, 04:17											
1st	04:07	OHIO	#0 J.Jones	68 yd pass from #17 K.Rourke (#98 G.Nicholson kick), 4-75, 04:07											
1st	01:18	OHIO	#0 J.Jones	10 yd pass from #17 K.Rourke (#98 G.Nicholson kick), 10-47, 01:18											
1st	08:09	MIAMI	#0 Mac Hippenhammer	13 yd pass from #18 B.Gabbert (#98 G.Nicholson kick), 8-83, 08:09											
1st	04:14	OHIO	#10 N.Walton	21 yd FG, 7-48, 04:17											
1st	03:29	OHIO	#10 N.Walton	21 yd FG, 8-58, 03:42											

# 2022 in Review

## Game-by-Game Recaps

**MIAMI**

**NORTHERN ILLINOIS**

**29**

**23**

Nov. 16, 2022

Huskie Stadium • DeKalb, Ill.

Attendance: 5,187

**BALL STATE**

**MIAMI**

**17**

**18**

Nov. 22, 2022

Yager Stadium • Oxford, Ohio

Attendance: 14,021

Aveon Smith threw for 185 yards and one touchdown and added 105 yards on the ground and two scores as the RedHawks returned the Northern Illinois Huskies 29-23.

Miami finished the contest with 171 yards rushing, maintained the ball for 34:32 and were 7-of-17 on third downs (NIU was 0-for-9). Mac Hippenhammer added 105 receiving yards and a touchdown and Matthew Salopek, Michael Dowell and Ryan McWood each had eight tackles to lead the defensive unit.

Aveon Smith threw a 34-yard touchdown pass to Miles Marshall with 1:42 to play as the Miami University football team rallied for a thrilling 18-17 win over Ball State. The RedHawks trailed 17-6 with under seven minutes remaining before mounting a furious comeback to become bowl-eligible. With their sixth victory of the season, the RedHawks claim a trip to the HomeTown Lenders Bahamas Bowl.

Smith threw for one touchdown and ran for another, while Graham Nicholson made field goals of 30 and 25 yards for Miami. Carson Steele rushed for 180 yards and two touchdowns for the Cardinals.

Quickie report  
Miami (OH) vs NIU (Nov 16, 2022)

Date: Nov 16, 2022  
Site: DeKalb, Illinois  
Stadium: Huskie Stadium  
Attendance: 5187

FULL GAME		MIAMI	NIU
Score		29	23
FIRST DOWNS		20	15
RUSHES-YARDS (NET)		48-171	32-200
PASSING YDS (NET)		185	165
Passes Cmp-Att-Int		11-23-0	14-22-1
TOTAL OFFENSE PLAYS-YARDS		71-356	54-365
Fumbles>Returns-Yards		0-0-0	0-0-0
Punt>Returns-Yards		0-0-0	3-0-0
Kickoff>Returns-Yards		3-65	1-2
Interception>Returns-Yards		1-0-0	0-0-0
Punts (Number-Avg)		7-42.4	7-27.0
Fumbles-Lost		1-1	2-0
Penalties-Yards		6-60	5-50
Possession Time		34:32	25:28
Third-Down Conversions		7 of 17	0 of 9
Fourth-Down Conversions		0 of 0	1 of 1
Red-Zone Scores-Chances		3-4	2-2

MIAMI (OH)						NIU									
Rushing	No.	Gain	Loss	Net	TD	Lg	Avg	Rushing	No.	Gain	Loss	Net	TD	Lg	Avg
Aveon Smith	20	141	36	105	2	37	5.2	Jaden Credle	15	97	0	97	0	55	6.5
Tyre Shelton	16	46	3	43	0	12	2.7	Antario Brown	5	97	0	97	1	86	19.4
Kevin Davis	6	28	0	28	0	9	4.7	Harrison Waylee	6	13	4	9	0	5	1.5
Kenny Tracy	3	9	0	9	0	4	3.0	Justin Lynch	2	4	0	4	0	4	2.0
Passing	C-A-I	Yds	TD	Long	Sack										
Aveon Smith	11-23-0	185	1	47	3	Nevan Cremascoli 14-22-1 165 2 53 1									
Receiving	TAR	No.	Yards	YAC	TD	Long									
Mac Hippenhammer	8	5	105	19	1	47	Kasper Rutkiewicz 5 4 80 39 1 53								
Tyre Shelton	2	2	13	14	0	8	Shemar Thornton 7 4 44 13 0 13								
Miles Marshall	5	1	32	1	0	32	Messiah Travis 5 2 21 8 0 12								
Matt Egoron	1	1	20	21	0	20	Liam Soraghan 2 2 19 12 1 15								
Punting	No.	Yds	Avg	Long	In20	TB									
Dom Otoban	7	297	42.4	63	4	0	Tom Foley 5 162 32.4 38 0 0								
Punt Returns	No.	Yards	TD	Long											
Jalen Walker	2	52	0	28	Punt Returns No. Yards TD Long										
Luke Bolden	1	13	0	13	Dane Partridge 1 0 0 0										
					Billy Dozier 1 2 0 2										
Tackles	UA-A	Total	Sacks	TFL											
Matthew Salopek	3-5	8	0.0	0.0	C.J. Brown 4-3 7 0.0 0.0										
Michael Dowell	1-7	8	0.0	0.5	Devin Lafayette 3-3 6 0.0 1.5										
Ryan McWood	3-5	8	0.0	0.5	Jaden Dolphin 2-4 6 0.0 0.0										
Ambe Caldwell	5-2	7	0.0	0.0	James Ester 1-5 6 0.0 1.0										

Qtr Time Scoring Play

1st 00:36 NIU - #39 J.Richardson 31 yd FG, 5-40, 02:51

1st 04:45 NIU - #83 J.Sorghan 15 yd pass from #13 N.Cremascoli (#39 J.Richardson kick), 9-68, 04:25

1st 02:07 MIAMI - SAFETY, 00:43

2nd 04:39 MIAMI - #2 A.Smith 10 yd rush (#98 G.Nicholson kick), 6-49, 02:47

2nd 00:37 MIAMI - #2 A.Smith 15 yd rush (#98 G.Nicholson kick), 5-51, 01:50

3rd 13:24 NIU - #8 K.Rutkiewicz 53 yd pass from #13 N.Cremascoli (#39 J.Richardson kick), 4-75, 01:36

3rd 08:24 MIAMI - #98 G.Nicholson 44 yd FG, 5-32, 01:44

3rd 00:48 MIAMI - #0 M.Hippenhammer 47 yd pass from #2 A.Smith (#98 G.Nicholson kick), 7-79, 03:20

4th 00:06 NIU - #1 A.Brown 86 yd rush (#98 T.Foley rush failed), 2-91, 00:42

4th 09:02 MIAMI - #98 G.Nicholson 24 yd FG, 8-50, 03:26

Quickie report  
Ball State (OH) vs Miami (Nov 22, 2022)

Date: Nov 22, 2022  
Site: Yager Stadium, Ohio  
Attendance: 14021

FULL GAME		MIAMI	BSU
Score		18	17
FIRST DOWNS		20	26
RUSHES-YARDS (NET)		34-243	34-120
PASSING YDS (NET)		180	237
Passes Cmp-Att-Int		20-33-2	18-46-1
TOTAL OFFENSE PLAYS-YARDS		49-427	62-357
Fumbles>Returns-Yards		0-0-0	0-0-0
Punt>Returns-Yards		3-0-0	3-0-0
Kickoff>Returns-Yards		1-11	4-76
Interception>Returns-Yards		3-0-0	2-0-0
Punts (Number-Avg)		9-49.3	6-37.3
Fumbles-Lost		0-0-0	0-0-0
Penalties-Yards		3-25	3-25
Possession Time		28:00	33:00
Third-Down Conversions		6 of 14	10 of 21
Fourth-Down Conversions		0 of 0	1 of 1
Red-Zone Scores-Chances		0-0	3-3

MIAMI						BALL STATE									
Rushing	No.	Gain	Loss	Net	TD	Lg	Avg	Rushing	No.	Gain	Loss	Net	TD	Lg	Avg
Aveon Smith	20	120	19	101	1	24	5.1	Carson Steele	24	120	2	118	2	48	4.9
Miles Marshall	4	26	0	26	0	14	6.5	Miles Marshall	4	26	0	26	0	14	6.5
Tyre Shelton	7	17	1	16	0	7	2.3	Antario Brown	1	8	0	8	0	8	8.0
Kevin Davis	3	8	0	8	0	4	2.7	Miles Marshall	1	0	0	0	0	0	0.0
Kenny Tracy	1	9	0	9	0	9	9.0	Miles Marshall	1	0	0	0	0	0	0.0
Passing	C-A-I	Yds	TD	Long	Sack										
Aveon Smith	11-23-0	180	1	47	3	Nevan Cremascoli 14-22-1 165 2 53 1									
Receiving	TAR	No.	Yards	YAC	TD	Long									
Mac Hippenhammer	14	4	47	20	0	34	Kasper Rutkiewicz 5 4 80 39 1 53								
Tyre Shelton	4	4	47	20	0	34	Shemar Thornton 7 4 44 13 0 13								
Miles Marshall	3	2	49	3	1	34	Messiah Travis 5 2 21 8 0 12								
Matt Egoron	1	1	20	21	0	20	Liam Soraghan 2 2 19 12 1 15								
Punting	No.	Yds	Avg	Long	In20	TB									
Dom Otoban	7	297	42.4	63	4	0	Tom Foley 5 162 32.4 38 0 0								
Punt Returns	No.	Yards	TD	Long											
Jalen Walker	2	52	0	28	Punt Returns No. Yards TD Long										
Luke Bolden	1	13	0	13	Dane Partridge 1 0 0 0										
					Billy Dozier 1 2 0 2										
Tackles	UA-A	Total	Sacks	TFL											
Matthew Salopek	3-5	8	0.0	0.0	C.J. Brown 4-3 7 0.0 0.0										
Michael Dowell	1-7	8	0.0	0.5	Devin Lafayette 3-3 6 0.0 1.5										
Ryan McWood	3-5	8	0.0	0.5	Jaden Dolphin 2-4 6 0.0 0.0										
Ambe Caldwell	5-2	7	0.0	0.0	James Ester 1-5 6 0.0 1.0										

Qtr Time Scoring Play

1st 04:23 BSU - #10 T.Steele 18 yd rush (#14 B.Watson/Graham kick), 9-66, 03:32

1st 08:09 BSU - #10 T.Steele 23 yd rush (#14 B.Watson/Graham kick), 9-66, 03:05

1st 01:41 MIAMI - #98 G.Nicholson 30 yd FG, 5-44, 01:24

1st 00:04 BSU - #14 B.Watson/Graham 44 yd FG, 52-48, 00:07

2nd 01:04 MIAMI - #98 G.Nicholson 21 yd FG, 9-54, 01:19

2nd 00:13 BSU - #10 T.Steele 38 yd rush (#10 J.Wright/Graham kick) from #2 A.Smith failed, 6-60, 01:00

3rd 01:42 MIAMI - #10 M.Marshall 34 yd pass from #2 A.Smith (#10 M.Nevan/Graham kick) from #2 A.Smith failed, 4-47, 01:23

## Game-by-Game Recaps

**UNIVERSITY AT ALABAMA**      **24**  
**MIAMI**                                      **20**

Dec. 16, 2022

Thomas A. Robinson National Stadium • Nassau, Bahamas

Attendance: 12,172

The Miami University football team rallied from 10-0 and 17-13 deficits to take second-half leads, but UAB scored with 1:33 left to edge the RedHawks 24-20 in the HomeTown Lenders Bahamas Bowl. Miami drove the ball down the field once more on its final possession but came up two yards short of a dramatic victory on the last play of the game.

Aveon Smith threw for 162 yards and two touchdowns and added 50 rushing yards for the RedHawks (6-7). Trea Shopshire had 183 receiving yards to lead the Blazers (7-6).

Individual Statistics report		Date: Dec 16, 2022	
Miami (OH) vs UAB (Dec 16, 2022)		Site: Nassau, Bahamas	
		Stadium: Thomas A Robinson National Stadium	
		Attendance: 12172	
<b>FULL GAME</b>			
<b>MIAMI (OH)</b>			
<b>RUSHING</b>	No.	Gain	Loss
Aveon Smith	22	74	24
Tyre Shelton	8	31	0
Keyon Mozee	3	16	0
Kevin Davis	3	11	2
Kenny Tracy	1	4	0
<b>Totals:</b>	<b>37</b>	<b>136</b>	<b>26</b>
<b>PASSING</b>	C-Att	Yds	TD
Aveon Smith	15-27-0	162	2
<b>Totals:</b>	<b>15-27-0</b>	<b>162</b>	<b>2</b>
<b>RECEIVING</b>	TAR	No.	Yards
Kevin Davis	5	4	39
Jalen Walker	4	4	30
Kenny Tracy	5	3	22
Mac Hippenhammer	8	2	43
Jack Coldron	2	1	15
Miles Marshall	3	1	13
<b>Totals:</b>	<b>27</b>	<b>15</b>	<b>162</b>
<b>PUNTING</b>	No.	Yds	Avg
Dom Dzioban	4	181	45.2
<b>Totals:</b>	<b>4</b>	<b>181</b>	<b>45.2</b>
<b>RETURNS</b>	Punt	Kickoff	Intercept
Jalen Walker	1	25	25
Rowan Zolman	0	0	0
<b>Totals:</b>	<b>1</b>	<b>25</b>	<b>25</b>
<b>FIELD GOALS</b>	Qtr	Time	Dist
Graham Nicholson	4th	04:16	47
<b>KICKOFFS</b>	No.	Yards	Avg
Graham Nicholson	4	208	52.0
<b>ALL-PURPOSE</b>	Rush	Rcv	KR
Jalen Walker	0	30	0
Aveon Smith	50	0	0
Kevin Davis	9	39	0
Rowan Zolman	0	0	0
<b>FUMBLES</b>	Miami (OH) - None		
	UAB - Jacob Zeno 1-0, Jermaine Brown Jr. 1-1, Starling Thomas V 1-1		

Individual Statistics report		Date: Dec 16, 2022	
Miami (OH) vs UAB (Dec 16, 2022)		Site: Nassau, Bahamas	
		Stadium: Thomas A Robinson National Stadium	
		Attendance: 12172	
<b>FULL GAME</b>			
<b>UAB</b>			
<b>RUSHING</b>	No.	Gain	Loss
Jermaine Brown Jr.	24	118	2
Lee Witherspoon	5	27	0
Dylan Hopkins	4	7	0
A.J. Gates	2	0	1
Jacob Zeno	3	1	12
<b>Totals:</b>	<b>38</b>	<b>153</b>	<b>15</b>
<b>PASSING</b>	C-Att	Yds	TD
Dylan Hopkins	16-24-1	204	1
Jacob Zeno	1-4-0	48	0
<b>Totals:</b>	<b>17-28-1</b>	<b>252</b>	<b>1</b>
<b>RECEIVING</b>	TAR	No.	Yards
Trea Shopshire	9	6	183
Tejhaun Palmer	5	3	18
Fred Farrier II	3	2	20
Dexter Boykin	2	2	19
Jermaine Brown Jr.	2	2	6
Terrell McDonald	1	1	3
Dallas Payne	1	1	3
Bryce Damous	1	0	0
Brody Dalton	2	0	0
<b>Totals:</b>	<b>26</b>	<b>17</b>	<b>252</b>
<b>PUNTING</b>	No.	Yds	Avg
Kyle Greenwell	1	37	37.0
<b>Totals:</b>	<b>1</b>	<b>37</b>	<b>37.0</b>
<b>RETURNS</b>	Punt	Kickoff	Intercept
Starling Thomas V	2	-8	0
Fred Farrier II	0	0	0
<b>Totals:</b>	<b>2</b>	<b>-8</b>	<b>0</b>
<b>FIELD GOALS</b>	Qtr	Time	Dist
Matt Quinn	1st	03:31	42
<b>KICKOFFS</b>	No.	Yards	Avg
Reese Burkhardt	5	325	65.0
<b>ALL-PURPOSE</b>	Rush	Rcv	KR
Trea Shopshire	0	183	0
Jermaine Brown Jr.	116	6	0
Lee Witherspoon	27	0	0
Fred Farrier II	0	20	0

## Individual Records



**Ben Roethlisberger, who has since went on to lead the Pittsburgh Steelers to two Super Bowl victories, rewrote Miami's passing record books over a stellar three-year career.**

### RUSHING

#### Most Rushing Attempts

Game: 45 by Bob Hitchens at South Carolina, 1972;  
Greg Jones at Bowling Green, 1981  
Season: 365 by Travis Prentice, 1998  
Career: 1,138 by Travis Prentice, 1996-99 (MAC Record)

#### Most Rushing Yards

Half: 224 by Travis Prentice vs. Akron, 1999 (2nd)  
Game: 376 by Travis Prentice vs. Akron, 1999  
Season: 1,787 by Travis Prentice, 1998  
Career: 5,596 by Travis Prentice, 1996-99 (MAC Record)

#### Most Rushing Touchdowns

Half: 4 by Ty King vs. Kent State, 1996 (1st); Cal Murray vs.  
Kent State, 2000 (1st)  
Game: 4, accomplished 10 times, last by Cal Murray vs.  
Kent State, 2000  
Season: 25 by Travis Prentice, 1997 (MAC Record)  
Career: 73 by Travis Prentice, 1996-99 (NCAA I-A Record)

#### Highest Rushing Average

Game: 13.7 by Jim Shaw vs. Bowling Green, 1966  
Season: 8.8 by Tirrel Burton, 1955  
Career: 8.3 by Tirrel Burton, 1953-55

### PASSING

#### Most Passes Attempted

Game: 65 by Mike Bates at Toledo, 1987  
Season: 495 by Ben Roethlisberger, 2003  
Career: 1,672 by Zac Dysert, 2009-12

#### Most Passes Completed

Game: 40 by Ben Roethlisberger at Hawai'i, 2001  
Season: 342 by Ben Roethlisberger, 2003 (MAC Record)  
Career: 1,066 by Zac Dysert, 2009-12

#### Most Passing Yards

Game: 525 by Ben Roethlisberger vs. Northern Illinois, 2002  
Season: 4,486 by Ben Roethlisberger, 2003 (MAC Record)  
Career: 12,013 by Zac Dysert, 2009-12

#### Most Passing Touchdowns

Half: 5 by Sam Ricketts vs. Akron, 1995 (1st);  
Zac Dysert at Akron, 2012 (1st)  
Game: 6 by Zac Dysert at Akron, 2012  
Season: 37 by Ben Roethlisberger, 2003  
Career: 84 by Ben Roethlisberger, 2003

#### Most Passes Had Intercepted

Game: 5 by Mike Bates at Kent State, 1987  
Season: 21 by Mike Bates, 1987  
Career: 51 by Zac Dysert, 2009-12

### TOTAL OFFENSE

#### Most Total Offense Yards

Game: 624 by Zac Dysert at Akron, 2012  
Season: 4,597 by Ben Roethlisberger, 2003  
Career: 12,678 by Zac Dysert, 2009-12

### ALL-PURPOSE YARDS

#### Most All-Purpose Yards

Game: 411 by Travis Prentice vs. Akron, 1999  
Season: 1,952 by George Swarn, 1985  
Career: 6,118 by Travis Prentice, 1996-99 (MAC Record)

### RECEIVING

#### Most Receptions

Game: 15 by Nick Harwell vs. Temple, 2011  
Season: 97 by Nick Harwell, 2011  
Career: 258 by Ryne Robinson, 2003-06

#### Most Receiving Yards

Game: 229 by Nick Harwell vs. Temple, 2011  
Season: 1,498 by Martin Nance, 2003  
Career: 3,697 by Ryne Robinson, 2003-06

#### Most Touchdown Receptions

Game: 4 by Andy Schillinger vs. Central Michigan, 1986; Sam Martin vs.  
UMass, 2014, Jack Sorenson at Akron, 2020  
Season: 14 by Martin Nance, 2005  
Career: 32 by Michael Larkin, 2001-04

## Individual Records

### SCORING

#### Most Points

Half: 24 by Cal Murray vs. Kent State, 2000 (1st); Travis Prentice vs. Kent State, 1998 (1st); Ty King vs. Kent State, 1996 (1st)  
 Game: 30 by Travis Prentice vs. Kent State, 1998  
 Game (Pre-modern): 31 by Wilbur Cartwright vs. Ashland, 1930  
 Season: 150 by Travis Prentice, 1997  
 Career: 468 by Travis Prentice, 1996-99 (NCAA I-A Record)

#### Most Touchdowns

Half: 4 by Cal Murray vs. Kent State, 2000 (1st); Travis Prentice vs. Kent State, 1998 (1st); Ty King vs. Kent State, 1996 (1st)  
 Game: 5 by Travis Prentice vs. Kent State, 1998  
 Game (Pre-modern): 5 by Wilbur Cartwright vs. Ashland, 1930  
 Season: 25 by Travis Prentice, 1997  
 Career: 78 by Travis Prentice, 1996-99 (NCAA I-A Record)

#### Most Field Goals

Game: 5 by Gary Gussman at Central Michigan, 1987; 5 by Nathan Parseghian at Ohio, 2007.  
 Season: 26 by Sam Sloman, 2019  
 Career: 68 by Gary Gussman, 1984-87

#### Most Consecutive Field Goals

Season: 14 by Jared Parseghian, 2002 (MAC Record)  
 Career: 18 by Jared Parseghian, 2001-03 (MAC Record)

#### Most Extra Points

Game: 9 by Chad Seitz vs. Akron, 1995; David Graham vs. Marshall, 1971; Paul Sautter at Western Reserve, 1950  
 Season: 61 by Jared Parseghian, 2003  
 Career: 154 by Jared Parseghian, 2001-04

#### Most Consecutive Extra Points

Season: 53 by John Scott, 1997  
 Career: 112 by John Scott, 1996-98

### PUNTING

#### Most Punts

Game: 11 by Vic Ippolito vs. Quantico Marines, 1962; Dick Adams at Toledo, 1968; Zac Murphy vs. Cincinnati, 2011; Zac Murphy at Kentucky, 2013  
 Season: 80 by Chris Ondrula, 1989  
 Career: 251 by Zac Murphy, 2010-13

#### Most Punting Yards

Game: 524 by Zac Murphy at Kentucky, 2013  
 Season: 3,682 by Zac Murphy, 2013  
 Career: 10,485 by Zac Murphy, 2010-13

#### Highest Punting Average

Game: 53.9 by Jake Richardson at Michigan, 2008  
 Season: 46.6 by Zac Murphy, 2013  
 Career: 42.8 by Jake Richardson, 2005-08



**Travis Prentice, who terrorized opponents from 1996-99, scored a then-NCAA Division I-A record 78 touchdowns during his prolific career -- a record that was broken in 2012. He also owns the NCAA record for most consecutive rushes without losing a fumble (862).**

### PUNT AND KICKOFF RETURNS

#### Most Punt Returns

Game: 12 by Dick Adams vs. Dayton, 1970  
 Season: 55 by Dick Adams, 1970  
 Career: 121 by Ryne Robinson, 2003-06

#### Most Punt Return Yards

Game: 237 by Ryne Robinson vs. Buffalo, 2003  
 Season: 654 by Ryne Robinson, 2003  
 Career: 1,677 by Ryne Robinson, 2003-06

#### Most Kickoff Returns

Game: 7 by Jamal Rogers vs. Cincinnati and vs. Vanderbilt, 2008; Maurice Thomas vs. Western Michigan, 2018  
 Season: 43 by Jamal Rogers, 2007  
 Career: 114 by Maurice Thomas, 2015-19

#### Most Kickoff Return Yards

Game: 237 by Maurice Thomas vs. Western Michigan, 2018  
 Season: 973 by Jamal Rogers, 2007  
 Career: 2,525 by Maurice Thomas, 2015-19

### INTERCEPTIONS AND RETURNS

#### Most Interceptions

Game: 5 by Dan Rebsch vs. Western Michigan, 1972  
 Season: 7 by Dick Boron, 1968; Dick Adams, 1969 and 1970; Denny Costello, 1972; Joe Spicer, 1973; Ron Carpenter, 1990 and 1991, Quinten Rollins, 2014  
 Career: 16 by Ron Carpenter, 1989-92

#### Most Interception Return Yards

Game: 97 by Ernie Bremer at Dayton, 1963  
 Season: 219 by J. Baker, 1998  
 Career: 361 by Ron Carpenter, 1989-92



## Team Records

### RUSHING

#### Most Rushing Attempts

Game: 83 vs. Marshall, 1971  
Season: 714 in 1975

#### Most Rushing Yards

Game: 478 at Western Michigan, 1975  
Season: 3,109 in 1975

#### Most Rushing Touchdowns

Game: 8 vs. Marshall, 1971  
Season: 36 in 2003

#### Highest Rushing Average

Game: 7.5 vs. Central Michigan, 1996  
Season: 5.8 in 1955

### PASSING

#### Most Passes Attempted

Game: 65 at Toledo, 1987  
Season: 535 in 2003

#### Most Passes Completed

Game: 42 vs. Western Michigan, 2011  
Season: 363 in 2003

#### Most Passing Yards

Game: 525 vs. Northern Illinois, 2002  
Season: 4,772 in 2003

#### Most Passing Touchdowns

Game: 6 vs. Akron, 1995 and at Akron, 2012  
Season: 38 in 2003

#### Most Passes Had Intercepted

Game: 5 (three times), last at Michigan, 2004  
Season: 23 in 1987

#### Fewest Passes Had Intercepted

Season: 2 in 1956

### TOTAL OFFENSE

#### Total Plays

Game: 100 vs. Northern Illinois, 2002  
Season: 1,053 in 2003

#### Total Offense Yards

Half: 390 at Akron, 2012 (1st)  
Game: 705 at Akron, 2012  
Season: 7,016 in 2003

### SCORING

#### Most Points

One-minute span: 21 vs. Akron, 2005  
Five-minute span: 29 vs. Akron, 1994  
Quarter: 37 vs. Akron, 1995 (1st)  
Half: 51 vs. Akron, 1995 (1st)  
Game: 81 at Toledo, 1953  
Game (Pre-modern): 91 vs. Earlham, 1917  
Season: 602 in 2003

#### Most Touchdowns

Game: 12 at Toledo, 1953  
Season: 82 in 2003



**Deland McCullough, who was inducted into Miami's Athletic Hall of Fame in 2004, finished his career in 1995 as the MAC's all-time leading rusher.**

#### Most Field Goals

Game: 5 at Ohio, 2008 and Central Michigan, 1987  
Season: 26 in 2019

#### Most Extra Points

Game: 9 vs. Marshall, 1971; vs. Toledo, 1953; at Western Reserve, 1950  
Season: 80 in 2003

#### Most Points Allowed:

Game: 76 at Ohio State, 2019  
Game (Pre-modern): 104 at Ohio Wesleyan, 1891  
Season: 428 in 2013

#### Fewest Points Allowed:

Season: 5.2 per game, 1955  
Season (Pre-modern): 0.0 pg, 1917

### PUNTING

#### Most Punts

Game: 12 vs. Cincinnati, 1981  
Season: 83 in 2013

#### Most Punting Yards

Game: 431 at Toledo, 1993; at North Carolina, 1981  
Season: 3,764 in 2013

#### Highest Punting Average

Game: 53.9 at Michigan, 2008  
Season: 45.4 in 2008

### PUNT/KICKOFF RETURNS

#### Most Punt Returns

Game: 12 vs. Dayton, 1970  
Season: 58 in 1970

#### Most Punt Return Yards

Game: 245 vs. Buffalo, 2003  
Season: 668 in 2003

#### Highest Punt Return Avg. (Min. 20 ret.)

Season: 16.8 in 1953

#### Most Kickoff Returns

Game: 9 vs. Toledo, 1987; 9 at Ball State, 2013  
Season: 62 in 2008

#### Most Kickoff Return Yards

Game: 237 vs. Western Michigan, 2018  
Season: 1,309 in 2008

#### Highest Kickoff Return Average (Min. 30 ret.)

Season: 26.0 in 1982

### DEFENSE

#### Most Interceptions

Game: 7 vs. Western Michigan, 1972  
Season: 22 in 1995

#### Most Interception Return Yards

Game: 192 vs. Western Michigan, 1972  
Season: 407 in 2003

#### Most Pass Sacks

Game: 12 vs. Akron, 2019  
Season: 45, 1992

#### Fewest Yards (Total Offense) Allowed:

Game: -18 vs. Marshall, 1967  
Season: 165.8 yards per game, 1954

### MISCELLANEOUS

#### Most First Downs

Game: 42 at Akron, 2012  
Season: 370 in 2003

#### Most Penalties

Game: 16 at Hawai'i, 2001  
Season: 94 in 2003

#### Most Yards Penalized

Game: 160 vs. Northern Illinois, 1970  
Season: 963 in 1994

#### Most Fumbles

Game: 11 vs. Ohio, 1953; vs. Toledo, 1959  
Season: 36 in 1957 and 1970

#### Most Fumbles Lost

Game: 7 vs. Toledo, 1959  
Season: 21 in 1977

#### Fewest Fumbles

Season: 8 in 2012 and 2019

#### Fewest Fumbles Lost

Season: 1 in 1998 (tied NCAA record)

#### Most Turnovers Lost

Game: 8 vs. Toledo, 1959  
Season: 38 in 1970 (18 interceptions, 20 fumbles)

#### Most Turnovers Caused

Game: 11 vs. Western Michigan, 1972  
(7 interceptions, 4 fumbles)  
Season: 44 in 1986 (21 interceptions, 23 fumbles)

## Single-Game Performances

### RUSHING ATTEMPTS

1. 45 Greg Jones at Bowling Green, 1981
- 45 Bob Hitchens at South Carolina, 1972
3. 44 Travis Prentice vs. Ohio, 1998
- 44 Bob Hitchens at Marshall, 1972
5. 43 Travis Prentice at Kent State, 1999
- 43 Tim Fortney vs. Bowling Green, 1970
7. 42 Deland McCullough at Central Michigan, 1995
8. 41 Travis Prentice vs. Akron, 1999
- 41 Travis Prentice at Ohio, 1997
- 41 Deland McCullough vs. Toledo, 1995
- 41 George Swarn at Eastern Michigan, 1985
- 41 Rob Carpenter vs. Cincinnati, 1975

### RUSHING YARDS

1. 376 Travis Prentice vs. Akron, 1999
2. 326 George Swarn at Eastern Michigan, 1985
3. 250 Terry Carter at Ohio, 1990
4. 239 Travis Prentice vs. Northern Illinois, 1997
- 239 George Swarn at Western Michigan, 1984
6. 237 Travis Prentice vs. Ohio, 1998
7. 232 Al Moore vs. Ohio, 1967
8. 227 Travis Prentice vs. Toledo, 1998
- 227 Travis Prentice at Ohio, 1997
10. 222 Steve Little at Buffalo, 2000

### RUSHING TOUCHDOWNS

1. 4 Cal Murray vs. Kent State, 2000
- 4 Travis Prentice vs. Kent State, 1998
- 4 Travis Prentice vs. Ohio, 1998
- 4 Travis Prentice vs. Northern Illinois, 1997
- 4 Travis Prentice vs. Marshall, 1997
- 4 Ty King vs. Kent State, 1996
- 4 George Swarn at Eastern Michigan, 1985
- 4 Kaiser Holman vs. Kent State, 1980
- 4 Sherman Smith at Western Michigan, 1975
- 4 Bob Hitchens vs. Dayton, 1972

### PASSES ATTEMPTED

1. 65 Mike Bates at Toledo, 1987
2. 61 Ben Roethlisberger vs. Northern Illinois, 2002
3. 58 Andrew Hendrix vs. UMass, 2014
4. 57 Daniel Raudabaugh at Temple, 2007
5. 55 Brett Gabbert at Ohio, 2021
6. 54 Zac Dysert vs. Western Michigan, 2011
7. 53 Ben Roethlisberger at Hawai'i, 2001
- 53 Zac Dysert at Kent State, 2009
- 53 Zac Dysert at Ohio, 2011
- 53 Zac Dysert at Ohio State, 2012
- 53 Gus Ragland at Army, 2018

### PASSES COMPLETED

1. 42 Zac Dysert vs. Western Michigan, 2011
2. 41 Ben Roethlisberger vs. Northern Illinois, 2002
3. 40 Ben Roethlisberger at Hawai'i, 2001
4. 38 Mike Bates at Toledo, 1987
5. 37 Zac Dysert vs. Kent State, 2012
6. 35 Zac Dysert at Ohio, 2011
7. 34 Zac Dysert at Akron, 2012
8. 33 Ben Roethlisberger vs. Iowa, 2002
- 33 Zac Dysert vs. Cincinnati, 2009
10. 32 Andrew Hendrix vs. UMass, 2014
- 32 Brett Gabbert at Ohio, 2021

### PASSING YARDS

1. 525 Ben Roethlisberger vs. Northern Illinois, 2002
2. 516 Zac Dysert at Akron, 2012
3. 492 Brett Gabbert at Ohio, 2021
4. 455 Zac Dysert vs. Kent State, 2012
5. 452 Ben Roethlisberger at Hawai'i, 2001
6. 440 Ben Roethlisberger at Bowling Green, 2003
7. 437 Andrew Hendrix vs. UMass, 2014
8. 426 Zac Dysert at Temple, 2009
9. 416 Josh Betts at Cincinnati, 2004
10. 413 Zac Dysert vs. Western Michigan, 2011

### PASSING TOUCHDOWNS

1. 6 Zac Dysert at Akron, 2012
2. 5 Ben Roethlisberger at UCF, 2003
- 5 Ben Roethlisberger at Ohio, 2001
- 5 Sam Ricketts vs. Akron, 1995
- 5 Brett Gabbert at Ohio, 2021
6. 4 Zac Dysert vs. Kent State, 2012
- 4 Zac Dysert vs. Army, 2011
- 4 Mike Kokal at Purdue, 2006
- 4 Josh Betts vs. Buffalo, 2005
- 4 Josh Betts at Cincinnati, 2004
- 4 Ben Roethlisberger vs. Louisville, 2003
- 4 Ben Roethlisberger at Bowling Green, 2003
- 4 Ben Roethlisberger at Ohio, 2003
- 4 Ben Roethlisberger vs. Buffalo, 2003
- 4 Ben Roethlisberger vs. Northern Illinois, 2002
- 4 Mike Bath at Vanderbilt, 2000
- 4 Mike Bath vs. Cincinnati, 1999
- 4 Mike Bath at Bowling Green, 1999
- 4 Sam Ricketts at Ohio, 1997
- 4 Sam Ricketts vs. Akron, 1997
- 4 Terry Morris vs. Central Michigan, 1986
- 4 Bruce Matte at Cincinnati, 1966
- 4 Mel Olix vs. Western Reserve, 1948
- 4 Andrew Hendrix vs. UMass, 2014
- 4 Gus Ragland vs. Central Michigan, 2016
- 4 Gus Ragland at Army, 2018
- 4 Brett Gabbert at Akron, 2020
- 4 Brett Gabbert at Kent State, 2021

### TOTAL OFFENSE (PASSING + RUSHING)

1. 624 Zac Dysert at Akron, 2012 (516 py + 108 ry)
2. 528 Andrew Hendrix vs. UMass, 2014 (437 py + 91 ry)
3. 515 Brett Gabbert at Ohio, 2021 (492 py + 23 ry)
4. 485 Ben Roethlisberger vs. NIU, 2002 (525 py + -40 ry)
5. 484 Ben Roethlisberger vs. Hawaii, 2001 (452 py + 32 ry)
6. 458 Ben Roethlisberger vs. Akron, 2001 (399 py + 59 ry)
7. 455 Zac Dysert vs. Kent State, 2012 (455 py + 0 ry)
8. 450 Ben Roethlisberger vs. Kent State, 2003 (409 py + 41 ry)
9. 448 Ben Roethlisberger vs. Bowling Green, 2003 (440 py + 8 ry)
- 448 Josh Betts vs. Cincinnati, 2004 (416 py + 32 ry)

### RECEPTIONS

1. 15 Nick Harwell vs. Temple, 2011
2. 14 Nick Harwell vs. Ohio, 2011
- 14 Jack Sorenson at Ohio, 2021
- 14 Nick Harwell vs. Western Michigan, 2011
- 14 Brayden Coombs vs. Buffalo, 2009
- 14 Armond Robinson vs. Northern Illinois, 2010
7. 13 Chris Givens vs. Western Michigan, 2011
- 13 Andy Schillinger at Toledo, 1987
9. 12 Andy Cruse vs. Southern Illinois, 2012
- 12 Nick Harwell at Minnesota, 2011
- 12 Eddie Tillitz at Hawai'i, 2001

### RECEIVING YARDS

1. 283 Jack Sorenson at Ohio, 2021
2. 229 Nick Harwell vs. Temple, 2011
3. 219 Nick Harwell vs. Ohio, 2010
4. 215 Nick Harwell at Central Michigan, 2012
5. 208 Dawan Scott at Akron, 2012
6. 198 Jeremy Patterson vs. Southwestern Louisiana, 1993
7. 186 Nick Harwell vs. Army, 2011
8. 184 Sly Johnson vs. Eastern Michigan, 1999
9. 181 Martin Nance at Kent State, 2003
- 181 Tom Murphy at Bowling Green, 1983

### MADE FIELD GOALS

1. 5 Nathan Parseghian at Ohio, 2007 (5-of-5)
- 5 Gary Gussman at Central Michigan, 1987 (5-of-5)
2. 4 Mike Kiebach at Central Michigan, 1983 (4-of-4)
- 4 Gary Gussman vs. Northern Illinois, 1985 (4-of-4)
- 4 Gary Gussman at Toledo, 1985 (4-of-6)
- 4 Nathan Parseghian vs. Ohio, 2008 (4-of-4)
- 4 Trevor Cook vs. Florida, 2010 (4-of-4)
- 4 Trevor Cook at Akron, 2010 (4-of-5)

# Records

## Single-Game Performances

### TOTAL TACKLES

- 30 Doug Krause vs. Bowling Green, 1970 (17-13--30)
- 29 Curt McMillan vs. Bowling Green, 1991 (15-14--29)
- 28 Kevin Carlin vs. Central Michigan, 1982 (15-13--28)
- 26 Mark Hatgas at Marshall, 1976 (4-22--26)
- 25 Joe Farais vs. Western Michigan, 1978 (14-11--25)
- 25 Curt McMillan vs. Toledo, 1990 (16-9--25)
- 24 Bob Williams vs. Bowling Green, 1970 (14-10--24)
- 24 Mark Hatgas vs. Ball State, 1976 (13-11--24)
- 24 Joe Farais vs. Central Michigan, 1978 (16-8--24)
- 24 Tim Colleran at Ohio, 1984 (8-16--24)
- 23 John Miller vs. Kent State, 1970 (14-9--23)
- 23 Brad Cousino vs. Kent State, 1974 (10-13--23)
- 23 Mark Hatgas at Bowling Green, 1978 (4-19--23)
- 23 Curt McMillan at Ball State, 1992 (10-13--23)
- 23 Brad Koenig at Army, 2018 (10-13--23)
- 22 Al Maghes vs. Kent State, 1970 (8-14--22)
- 22 Jerry Angelo at Ohio, 1970 (0-22--22)
- 22 Marc Smith at Ohio, 1970 (5-17--22)
- 22 Brad Cousino vs. Western Michigan, 1974 (13-9--22)
- 22 Mark Hatgas at Toledo, 1976 (4-18--22)

### SOLO TACKLES

- 17 Doug Krause vs. Bowling Green, 1970 (17-13--30)
- 16 Joe Farais vs. Central Michigan, 1978 (16-8--24)
- 16 Curt McMillan vs. Toledo, 1990 (16-9--25)
- 15 Kevin Carlin vs. Central Michigan, 1982 (15-13--28)
- 15 Curt McMillan vs. Bowling Green, 1991 (15-14--29)
- 14 Bob Williams vs. Bowling Green, 1970 (14-10--24)
- 14 John Miller vs. Kent State, 1970 (14-9--23)
- 14 Joe Farais vs. Western Michigan, 1978 (14-11--25)
- 13 Brad Cousino vs. Western Michigan, 1974 (13-9--22)
- 13 Mark Hatgas vs. Ball State, 1976 (13-11--24)
- 13 Bob Ptacek at North Carolina, 1983 (13-3--16)
- 13 Joey Hudson vs. Temple, 2008 (13-3--16)

### TACKLES FOR LOSS

- 6 Brad Cousino at Toledo, 1974 (-43 yards)
- 6 John Zupancic vs. Western Michigan, 1980 (-16 yards)
- 6 Scott Frazier at Western Michigan, 1990 (-15 yards)
- 6 Ivan Pace vs. Akron, 2019 (-45 yards)
- 5 Brad Cousino vs. Toledo, 1973 (-28 yards)
- 5 Mike McCreanor at Western Michigan, 1993 (-11 yards)
- 5 Jon Wauford vs. Eastern Michigan, 1990 (-27 yards)
- 5 Mike Hyzdu at Bowling Green, 1988 (-13 yards)
- 5 Steve Dailey at Northern Illinois, 1984 (-33 yards)
- 5 JoJuan Armour vs. Ball State, 1997 (-17 yards)

### TACKLES FOR LOSS YARDAGE

- 57 John Zupancic at Kent State, 1979 (1 TFL)
- 45 Ivan Pace vs. Akron, 2019 (6 TFL)
- 43 Brad Cousino at Toledo, 1974 (6 TFL)
- 42 John Zupancic at Central Michigan, 1981 (5 TFL)
- 34 Brandon McFadden vs. Toledo, 1971 (3 TFL)
- 33 Brad Cousino vs. Dayton, 1973 (3 TFL)
- 33 Steve Dailey at Northern Illinois, 1984 (5 TFL)
- 31 Gerry Glowik at Bowling Green, 1979 (4 TFL)
- 30 Mark Lucas vs. Cincinnati, 1981 (2 TFL)
- 29 Brad Cousino vs. Marshall, 1973 (4 TFL)
- 29 Steve Fitzhugh at Northwestern, 1982 (2 TFL)
- 29 JoJuan Armour at Toledo, 1997 (4 TFL)
- 29 Bryson Albright vs. Eastern Michigan, 2015 (5 TFL)
- 28 Brad Cousino vs. Toledo, 1973 (5 TFL)
- 28 Steve Dailey vs. Central Michigan, 1984 (1 TFL)
- 27 Jerrell Wedge vs. Toledo, 2009 (4 TFL)
- 27 Mark Hatgas at Toledo, 1974 (2 TFL)
- 27 Jon Wauford vs. Eastern Michigan, 1990 (5 TFL)
- 27 JT Jones vs. Eastern Michigan, 2015 (4 TFL)
- 26 Dustin Cohen at Northwestern, 1999 (4 TFL)
- 26 Jon Wauford vs. Ball State, 1990 (3 TFL)

### QUARTERBACK SACKS

- 6 Ivan Pace vs. Akron, 2019 (-45 yards)
- 4 JT Jones vs. Eastern Michigan, 2015 (-27 yards)
- 3 Bryson Albright vs. Eastern Michigan, 2015 (-25 yards)
- 3 Jerrell Wedge vs. Toledo, 2009 (-26 yards)
- 3 Marcus Johnson vs. Kent State, 2004 (-20 yards)
- 3 Ryan Terry vs. Western Michigan, 2001 (-21 yards)
- 3 Andy Aracri at Kent State, 1999 (-12 yards)
- 3 Kurt Mester vs. Buffalo, 1999 (-19 yards)
- 3 JoJuan Armour vs. Toledo, 1998 (-26 yards)
- 3 JoJuan Armour at Ball State, 1996 (-21 yards)
- 3 JoJuan Armour vs. Toledo, 1995 (-15 yards)
- 3 Jon Wauford at Kent State, 1991 (-15 yards)
- 3 Jon Wauford vs. Eastern Michigan, 1990 (-23 yards)
- 3 Dave Brown at Ohio, 1986 (yards not available)
- 3 Pete Mather at Ball State, 1985 (yards not available)
- 3 Steve Dailey at Northern Illinois, 1984 (-24 yards)

### 1,000 YARD SINGLE-SEASON RUSHERS

- 1,787 Travis Prentice, 1998
- 1,659 Travis Prentice, 1999
- 1,627 Deland McCullough, 1995
- 1,549 Travis Prentice, 1997
- 1,511 George Swarn, 1985
- 1,370 Bob Hitchens, 1972
- 1,282 George Swarn, 1984
- 1,168 Wilbur Cartwright, 1930
- 1,157 Bob Hitchens, 1971
- 1,157 Jay Peterson, 1982
- 1,134 Greg Jones, 1981
- 1,112 George Swarn, 1986
- 1,103 Deland McCullough, 1994
- 1,070 Brandon Murphy, 2005
- 1,065 Ty King, 1996
- 1,064 Rob Carpenter, 1976
- 1,063 Tim Fortney, 1970
- 1,046 Mark Hunter, 1978
- 1,044 Tom Pagna, 1952
- 1,030 Cal Murray, 2003
- 1,026 Deland McCullough, 1992
- 1,022 Rob Carpenter, 1975
- 1,009 Luke Clemens, 2002



## Season Top-Tens

### Rushing Attempts

- 365 Travis Prentice, 1998
- 354 Travis Prentice, 1999
- 326 Bob Hitchens, 1972
- 321 Deland McCullough, 1995
- 309 George Swarn, 1985
- 296 Travis Prentice, 1997
- 271 Jay Peterson, 1982
- 271 Bob Hitchens, 1971
- 269 George Swarn, 1984
- 265 Tim Fortney, 1970

### Rushing Yards

- 1,787 Travis Prentice, 1998
- 1,659 Travis Prentice, 1999
- 1,627 Deland McCullough, 1995
- 1,549 Travis Prentice, 1997
- 1,511 George Swarn, 1985
- 1,370 Bob Hitchens, 1972
- 1,282 George Swarn, 1984
- 1,168 Wilbur Cartwright, 1930
- 1,157 Bob Hitchens, 1971
- 1,157 Jay Peterson, 1982

### Rushing Yards Per Game

- 162.5 Travis Prentice, 1998
- 150.8 Travis Prentice, 1999
- 147.9 Deland McCullough, 1995
- 140.8 Travis Prentice, 1997
- 137.4 George Swarn, 1985
- 137.0 Bob Hitchens, 1972
- 118.2 Tom Pagna, 1952
- 116.5 George Swarn, 1984
- 115.7 Bob Hitchens, 1971
- 114.0 Deland McCullough, 1992

### Rushing Yards Per Carry (Min. 75 att.)

- 8.8 Tirrel Burton, 1955
- 8.1 Tom Troxell, 1955
- 7.9 James Bailey, 1950
- 7.6 John Pont, 1949
- 7.2 Paul Shoults, 1948
- 7.0 Scott Tyler, 1962
- 6.9 Tom Pagna, 1952
- 6.7 John Pont, 1951
- 6.6 Tom Pagna, 1953
- 6.5 John Moore, 1960
- 6.5 Harold Williams, 1958
- 6.5 Dave Thelen, 1957

### Rushing Touchdowns

- 25 Travis Prentice, 1997
- 19 Travis Prentice, 1998
- 17 Mike Smith, 2003
- 17 Travis Prentice, 1999
- 16 Luke Clemens, 2002
- 15 Bob Hitchens, 1972
- 14 Deland McCullough, 1995
- 13 Bob Hitchens, 1971
- 13 Tom Pagna, 1952
- 12 Luke Clemens, 2004
- 12 Cal Murray, 2003
- 12 Travis Prentice, 1996
- 12 George Swarn, 1985
- 12 Rob Carpenter, 1974

### 100-Yard Rushing Games

- 10 Travis Prentice, 1998
- 10 Deland McCullough, 1995
- 8 Travis Prentice, 1999
- 8 Travis Prentice, 1997
- 8 Deland McCullough, 1992
- 8 George Swarn, 1985
- 7 Rob Carpenter, 1976
- 7 Bob Hitchens, 1972
- 7 John Pont, 1949
- 6 George Swarn, 1986
- 6 Bob Hitchens, 1971

### Passes Attempted

- 495 Ben Roethlisberger, 2003

- 480 Zac Dysert, 2012
- 458 Andrew Hendrix, 2014
- 448 Zac Dysert, 2011
- 442 Josh Betts, 2004
- 434 Josh Betts, 2005
- 428 Ben Roethlisberger, 2002
- 401 Zac Dysert, 2009
- 384 Miike Bath, 2000
- 382 Daniel Raudabaugh, 2007

### Passes Completed

- 342 Ben Roethlisberger, 2003
- 302 Zac Dysert, 2012
- 295 Zac Dysert, 2011
- 271 Ben Roethlisberger, 2002
- 267 Josh Betts, 2004
- 248 Josh Betts, 2005
- 247 Zac Dysert, 2009
- 241 Ben Roethlisberger, 2001
- 226 Gus Ragland, 2018
- 222 Zac Dysert, 2010
- 222 Andrew Hendrix, 2014

### Passing Yards

- 4,486 Ben Roethlisberger, 2003
- 3,513 Zac Dysert, 2011
- 3,495 Josh Betts, 2004
- 3,483 Zac Dysert, 2012
- 3,280 Andrew Hendrix, 2014
- 3,238 Ben Roethlisberger, 2002
- 3,178 Josh Betts, 2005
- 3,105 Ben Roethlisberger, 2001
- 2,648 Brett Gabbert, 2021
- 2,611 Zac Dysert, 2009

### Completion Pct. (Min. 100 att.)

- .691 Ben Roethlisberger, 2003
- .658 Zac Dysert, 2011
- .647 Zac Dysert, 2010
- .642 Gus Ragland, 2016
- .639 Austin Boucher, 2010
- .633 Ben Roethlisberger, 2002
- .633 Ben Roethlisberger, 2001
- .629 Zac Dysert, 2012
- .627 Terry Morris, 1986
- .616 Zac Dysert, 2009

### Passing Touchdowns

- 37 Ben Roethlisberger, 2003
- 27 Josh Betts, 2005
- 26 Brett Gabbert, 2021
- 25 Zac Dysert, 2012
- 25 Ben Roethlisberger, 2001
- 24 Mike Bath, 1999
- 23 Zac Dysert, 2011
- 23 Josh Betts, 2004
- 23 Andrew Hendrix, 2014
- 22 Ben Roethlisberger, 2002
- 19 Terry Morris, 1986

### Receptions

- 97 Nick Harwell, 2011
- 94 Armand Robinson, 2010
- 91 Ryne Robinson, 2006
- 90 Martin Nance, 2003
- 81 Martin Nance, 2005
- 76 Jack Sorenson, 2021
- 75 Ryne Robinson, 2005
- 74 Andy Cruse, 2012
- 68 Nick Harwell, 2012
- 67 Michael Larkin, 2003
- 67 Armand Robinson, 2009

### Receiving Yards

- 1,498 Martin Nance, 2003
- 1,425 Nick Harwell, 2011
- 1,406 Jack Sorenson, 2021
- 1,178 Ryne Robinson, 2006
- 1,119 Ryne Robinson, 2005
- 1,107 Martin Nance, 2005
- 1,062 Armand Robinson, 2010

- 1,028 Trevor Gaylor, 1999
- 955 Andy Schillinger, 1986
- 949 David Frazier, 2014

### Reception Average (Min. 25 rec.)

- 22.0 Don Treadwell, 1980
- 20.8 Andy Schillinger, 1986
- 20.2 Dustin Woods, 2006
- 19.7 James Gardner, 2017
- 19.5 Rokeem Williams, 2014
- 19.4 Trevor Gaylor, 1999
- 19.3 Rokeem Williams, 2016
- 18.5 Jack Sorenson, 2021
- 18.4 Milt Stegall, 1990
- 18.2 Mike Larkin, 2001

### Touchdown Receptions

- 14 Martin Nance, 2005
- 12 Andy Schillinger, 1986
- 11 Michael Larkin, 2003
- 11 Martin Nance, 2003
- 11 Trevor Gaylor, 1999
- 11 James Gardner, 2017
- 10 Jack Sorenson, 2021
- 9 Nick Harwell, 2011
- 9 John Erisman, 1966
- 9 Mac Hippenhammer, 2022

### Total Offense

- 4,597 Ben Roethlisberger, 2003
- 3,748 Zac Dysert, 2012
- 3,628 Zac Dysert, 2011
- 3,604 Andrew Hendrix, 2014
- 3,581 Josh Betts, 2004
- 3,294 Ben Roethlisberger, 2001
- 3,184 Ben Roethlisberger, 2002
- 3,117 Josh Betts, 2005
- 2,869 Zac Dysert, 2009
- 2,799 Brett Gabbert, 2021

### All-Purpose Yards


- 1,952 George Swarn, 1985
- 1,929 Travis Prentice, 1999
- 1,894 Travis Prentice, 1998
- 1,724 Deland McCullough, 1995
- 1,687 Travis Prentice, 1997
- 1,646 Tremayne Banks, 1996
- 1,624 George Swarn, 1986
- 1,616 George Swarn, 1984
- 1,605 Ryne Robinson, 2004
- 1,605 John Pont, 1949

### Scoring


- 150 Travis Prentice, 1997
- 126 Travis Prentice, 1999
- 120 Travis Prentice, 1998
- 112 Sam Sloman, 2019
- 108 Mike Smith, 2003
- 102 Luke Clemens, 2002
- 100 Todd Soderquist, 2005
- 96 George Swarn, 1985
- 90 Luke Clemens, 2004
- 90 Tom Graham, 1986
- 90 Bob Hitchens, 1972

### Touchdowns


- 25 Travis Prentice, 1997
- 21 Travis Prentice, 1999
- 20 Travis Prentice, 1998
- 18 Mike Smith, 2003
- 17 Luke Clemens, 2002
- 16 George Swarn, 1985
- 15 Luke Clemens, 2004
- 15 Tom Graham, 1986
- 15 Bob Hitchens, 1972



McCullough



Morris



Schillinger




Ricketts




Nance


## Season Top-Tens




Scott



Layton



Carpenter



Smith



Pillman

### Field Goals

- 26 Sam Sloman, 2019
- 20 Nathan Parseghian, 2008
- 20 Gary Gussman, 1987
- 19 Todd Soderquist, 2005
- 18 Graham Nicholson, 2022
- 18 Gary Gussman, 1985
- 16 Trevor Cook, 2010
- 15 Kaleb Patterson, 2012
- 15 Gary Gussman, 1986
- 15 Gary Gussman, 1984
- 15 Graham Nicholson, 2021

### Field Goal Attempts

- 30 Sam Sloman, 2019
- 27 Todd Soderquist, 2005
- 27 Dave Draudt, 1973
- 26 Gary Gussman, 1985
- 25 Gary Gussman, 1987
- 24 Gary Gussman, 1984
- 23 Trevor Cook, 2010
- 23 Nathan Parseghian, 2008
- 23 Graham Nicholson, 2022
- 21 Chad Seitz, 1995
- 21 Dave Draudt, 1974

### Field Goal Percentage (Min. 15 att.)

- .870 Nathan Parseghian (20-23), 2008
- .867 Sam Sloman (26-30), 2019
- .833 Kaleb Patterson (15-18), 2012
- .800 Gary Gussman (20-25), 1987
- .789 Gary Gussman (15-19), 1986
- .782 Graham Nicholson (18-23), 2022
- .778 Chad Seitz (14-18), 1992
- .769 Nick Dowd (10-13), 2016
- .769 Sam Sloman (10-13), 2018
- .750 Sam Sloman (12-16), 2017
- .750 Graham Nicholson (15-20), 2021

### Extra Points

- 61 Jared Parseghian, 2003
- 53 John Scott, 1997
- 44 Jared Parseghian, 2002
- 43 Paul Sautter, 1950
- 42 Gary Gussman, 1986
- 41 Sam Sloman, 2018
- 39 John Scott, 1998
- 38 Andy Brumbergs, 1999
- 34 Chad Seitz, 1995
- 34 Dave Draudt, 1974
- 34 Sam Sloman, 2019

### Extra Point Attempts

- 62 Jared Parseghian, 2003
- 53 John Scott, 1997
- 51 Paul Sautter, 1950
- 46 Jared Parseghian, 2002
- 43 Todd Soderquist, 2005
- 42 Gary Gussman, 1986
- 42 Sam Sloman, 2018
- 41 Paul Sautter, 1952
- 39 Andy Brumbergs, 1999
- 39 John Scott, 1998

### Extra Point Percentage (Min. 20 att.)

- 1.000 John Scott (53-53), 1997
- 1.000 Gary Gussman (42-42), 1986
- 1.000 John Scott (39-39), 1998
- 1.000 Chad Seitz (34-34), 1995
- 1.000 Gary Gussman (28-28), 1985
- 1.000 Bryan Lucas (22-22), 1990
- 1.000 Nathan Parseghian (18-18), 2007
- 1.000 Nathan Parseghian (23-23), 2008
- 1.000 Sam Sloman (34-34), 2019
- .984 Jared Parseghian (61-62), 2003

### Punts

- 80 Chris Ondrula, 1989
- 79 Zac Murphy, 2013
- 76 Steve Bumpass, 1981
- 75 Kyle Kramer, 2019
- 74 Dom Dzioban, 2022
- 73 Kent McCullough, 1999
- 72 Steve Bumpass, 1982
- 71 Gary Layton, 1992
- 68 Jake Richardson, 2007
- 67 Jim Finley, 1979

### Punting Average

- 46.6 Zac Murphy, 2013
- 45.4 Jake Richardson, 2008
- 45.0 Gary Layton, 1994
- 45.0 Jake Richardson, 2007
- 43.4 Kyle Kramer, 2019
- 42.4 Kent McCullough, 1997
- 42.4 Mike Wafzig, 2004
- 42.4 Dom Dzioban, 2022
- 42.2 Gary Layton, 1993
- 42.0 Jason Cheney, 1996

### Interceptions

- 7 Quinten Rollins, 2014
- 7 Ron Carpenter, 1991
- 7 Ron Carpenter, 1990
- 7 Joe Spicer, 1973
- 7 Denny Costello, 1972
- 7 Dick Adams, 1970
- 7 Dick Adams, 1969
- 6 Several players  
(last by Evan Harris and Dayonne Nunley, 2010)

### Interception Return Yards

- 219 J. Baker, 1998
- 197 Ron Carpenter, 1991
- 164 Ron Carpenter, 1990
- 149 Dustin Cohen, 1998
- 144 Dan Rebsch, 1972
- 137 Evan Harris, 2010
- 124 Ernie Bremer, 1965
- 121 Cleon Plummer, 1995
- 121 Ernie Bremer, 1963
- 118 Dave Williams, 1982

### Punt Return Yards

- 654 Ryne Robinson, 2003
- 578 Dick Adams, 1970
- 547 Ryne Robinson, 2004
- 450 Eddie Tillitz, 2000
- 395 Tremayne Banks, 1996
- 301 Ryne Robinson, 2005
- 292 Bill Leftwich, 1967
- 280 Dick Adams, 1969
- 279 Eugene Harris, 2007
- 273 Tim Raybuck, 1971
- 269 Eddie Tillitz, 2001

### Kickoff Return Yards

- 973 Jamal Rogers, 2007
- 737 Maurice Thomas, 2019
- 706 Milt Bowen, 2000
- 673 DeMarco Paine, 2010
- 667 Maurice Thomas, 2018
- 599 Don Treadwell, 1980
- 592 Milt Bowen, 2002
- 581 Jamal Rogers, 2008
- 556 Maurice Thomas, 2016
- 523 Milt Stegall, 1988

### Solo Tackles

- 114 Tim Colleran, 1984
- 111 Jack Glowik, 1977
- 109 Joe Farais, 1978
- 109 Bob Babich, 1967
- 107 Mike Monos, 1973
- 105 Brad Cousino, 1974
- 102 Johnnie Williams, 1993
- 97 Bob Babich, 1968
- 96 Curt McMillan, 1991
- 96 Brad Cousino, 1973

### Assisted Tackles

- 136 Marc Smith, 1970
- 113 Mark Hatgas, 1975
- 108 Curt McMillan, 1991
- 103 Mike Monos, 1973
- 100 Marc Smith, 1971
- 97 Kent McCormick, 1980
- 96 Dick Dougherty, 1970
- 91 Brad Cousino, 1973
- 90 Brad Cousino, 1974
- 90 Joe Hasenohrl, 1975

### Total Tackles

- 223 Marc Smith, 1970
- 210 Mike Monos, 1973
- 204 Curt McMillan, 1991
- 195 Brad Cousino, 1974
- 189 Joe Farais, 1978
- 187 Brad Cousino, 1973
- 185 Jack Glowik, 1977
- 182 Tim Colleran, 1984
- 182 Mark Hatgas, 1975
- 174 Marc Smith, 1971

### Tackles for Loss

- 40 Brian Pillman, 1983
- 32 Brad Cousino, 1973
- 25 Brian Pillman, 1982
- 24 JoJuan Armour, 1997
- 23 Phil Smith, 2003
- 23 Andy Aracri, 1999
- 23 Brad Cousino, 1974
- 22 Jon Wauford, 1990
- 22 Scott Frazier, 1990
- 21 Curt McMillan, 1992
- 21 Andrew Marlatt, 1985

### Tackle for Loss Yards

- 154 Brad Cousino, 1973
- 150 Brian Pillman, 1983
- 136 Jon Wauford, 1990
- 126 Greg Sullivan, 1977
- 121 JoJuan Armour, 1997
- 120 Scott Frazier, 1990
- 119 Brian Pillman, 1982
- 113 John Zupancic, 1981
- 104 Greg Sullivan, 1978
- 103 Mel Edwards, 1975

### Pass Sacks

(Sack statistics not available prior to 1984)

- 14 Jon Wauford, 1990
- 13 Curt McMillan, 1992
- 13 Dave Brown, 1986
- 10 Scott Frazier, 1990
- 10 Andy Howard, 1991
- 10 Matt Edwards, 2002
- 10 JT Jones, 2015
- 9.5 Lonnie Phelps
- 9 Phil Smith, 2003
- 9 Andy Aracri, 1999
- 9 Dustin Cohen, 1999
- 9 Jon Wauford, 1991
- 9 Jon Wauford, 1989

## Career Top-Tens

### Rushing Attempts

- 1,138 Travis Prentice, 1996-99
- 949 Deland McCullough, 1992-95
- 881 George Swarn, 1983-86
- 773 Bob Hitchens, 1971-73
- 702 Jay Peterson, 1980-83
- 623 Rob Carpenter, 1973-76
- 597 Greg Jones, 1978-81
- 572 Alonzo Smith, 2015-18
- 571 Terry Carter, 1990-94
- 561 Luke Clemens, 2001-04

### Rushing Yards

- 5,596 Travis Prentice, 1996-99
- 4,368 Deland McCullough, 1992-95
- 4,172 George Swarn, 1983-86
- 3,118 Bob Hitchens, 1971-73
- 2,874 Jay Peterson, 1980-83
- 2,839 Greg Jones, 1978-81
- 2,789 Rob Carpenter, 1973-76
- 2,613 Alonzo Smith, 2015-18
- 2,457 John Pont, 1949-51
- 2,400 Terry Carter, 1990-94

### Rushing Touchdowns

- 73 Travis Prentice, 1996-99
- 36 Deland McCullough, 1992-95
- 34 Bob Hitchens, 1971-73
- 29 Luke Clemens, 2001-04
- 26 Mike Smith, 2001-04
- 26 Rob Carpenter, 1973-76
- 25 John Pont, 1949-51
- 24 Mark Hunter, 1976-79
- 23 Cal Murray, 2000-03
- 23 Tom Pagna, 1951-53

### 100-yard Rushing Games

- 28 Travis Prentice, 1996-99
- 24 Deland McCullough, 1992-95
- 18 George Swarn, 1983-86
- 14 Bob Hitchens, 1971-73
- 13 Rob Carpenter, 1973-76
- 12 John Pont, 1949-51
- 11 Mark Hunter, 1976-79
- 10 Greg Jones, 1978-81
- 10 Jay Peterson, 1980-83
- 8 Luke Clemens, 2001-04
- 8 Tom Pagna, 1951-53

### Passes Attempted

- 1,672 Zac Dysert, 2009-12
- 1,304 Ben Roethlisberger, 2001-03
- 916 Daniel Raudabaugh, 2006-09
- 929 Josh Betts, 2002-05
- 903 Mike Bath, 1997-00
- 885 Sam Ricketts, 1994-97
- 847 Gus Ragland, 2015-18
- 765 Brett Gabbert, 2019-PR
- 678 Neil Dougherty, 1991-95
- 564 Larry Fortner, 1975-78

### Passes Completed

- 1,066 Zac Dysert, 2009-12
- 854 Ben Roethlisberger, 2001-03
- 541 Josh Betts, 2002-05
- 511 Daniel Raudabaugh, 2006-09
- 510 Gus Ragland, 2015-18
- 484 Sam Ricketts, 1994-97
- 444 Mike Bath, 1997-00
- 450 Brett Gabbert, 2019-PR
- 441 Daniel Raudabaugh, 2006-09
- 365 Neil Dougherty, 1991-95

### Passing Yards

- 12,013 Zac Dysert, 2009-12
- 10,829 Ben Roethlisberger, 2001-03
- 7,029 Josh Betts, 2002-05
- 6,524 Mike Bath, 1997-00
- 6,306 Gus Ragland, 2015-18
- 6,259 Brett Gabbert, 2019-PR
- 5,870 Sam Ricketts, 1994-97
- 5,352 Daniel Raudabaugh, 2006-09
- 4,074 Neil Dougherty, 1991-95
- 3,836 Terry Morris, 1985-86

### Completion Pct. (Min. 300 attempts)

- .655 Ben Roethlisberger, 2001-03
- .638 Zac Dysert, 2009-12
- .616 Terry Morris, 1985-86
- .602 Gus Ragland, 2015-18
- .596 Mike Bates, 1986-87
- .588 Brett Gabbert, 2019-PR
- .582 Josh Betts, 2002-05
- .578 Mike Kokal, 2004-07
- .568 Daniel Raudabaugh, 2006-09
- .555 Joe Napoli, 1989-90

### Passing Touchdowns

- 84 Ben Roethlisberger, 2001-03
- 73 Zac Dysert, 2009-12
- 56 Gus Ragland, 2015-18
- 54 Josh Betts, 2002-05
- 49 Mike Bath, 1997-00
- 45 Brett Gabbert, 2019-PR
- 44 Sam Ricketts, 1994-97
- 28 Mel Olix, 1946-49
- 27 Neil Dougherty, 1991-95
- 27 Larry Fortner, 1975-78

### Receptions

- 258 Ryne Robinson, 2003-06
- 229 Nick Harwell, 2010-12
- 210 Armand Robinson, 2007-10
- 208 Martin Nance, 2002-05
- 200 Michael Larkin, 2001-04
- 191 Jack Sorenson, 2017-21
- 160 Andy Cruse, 2009-12
- 158 Jared Murphy, 2013-17
- 157 Chris Givens, 2007-11
- 134 Jamal Rogers, 2007-10

### Receiving Yards

- 3,697 Ryne Robinson, 2003-06
- 3,166 Nick Harwell, 2010-12
- 3,131 Martin Nance, 2002-05
- 3,070 Jack Sorenson, 2017-21
- 2,722 Michael Larkin, 2001-04
- 2,550 Armand Robinson, 2007-10
- 2,131 Trevor Gaylor, 1996-99
- 2,121 Chris Givens, 2007-11
- 2,083 Jared Murphy, 2013-17
- 1,906 James Gardner, 2015-18

### Reception Average (Min. 50 receptions)

- 21.1 Don Treadwell, 1978-81
- 18.8 Sly Johnson, 1997-00
- 18.2 Albert Maccioli, 1948-50
- 18.1 Rokeem Williams, 2013-16
- 17.8 James Gardner, 2015-18
- 17.2 Robert Jencks, 1960-62
- 17.0 Doc Ulrich, 1947-50
- 16.8 Andy Schilling, 1984-87
- 16.6 Trevor Gaylor, 1996-99
- 16.6 Keith Dummitt, 1979-82

### Touchdown Receptions

- 32 Michael Larkin, 2001-04
- 26 Martin Nance, 2002-05
- 23 Nick Harwell, 2010-12
- 22 Ryne Robinson, 2003-06
- 20 Jack Sorenson, 2017-21
- 20 Trevor Gaylor, 1996-99
- 18 Jason Branch, 1999-02
- 18 Jeremy Patterson, 1991-94
- 17 Jay Hall, 1995-98
- 17 James Gardner, 2015-18

### Total Offense

- 12,678 Zac Dysert 2009-12
- 11,075 Ben Roethlisberger, 2001-03
- 7,108 Gus Ragland, 2015-18
- 7,089 Josh Betts, 2002-05
- 7,010 Mike Bath, 1997-00
- 6,595 Brett Gabbert, 2019-PR
- 6,331 Sam Ricketts, 1994-97
- 5,596 Travis Prentice, 1996-99
- 5,304 Daniel Raudabaugh, 2006-09
- 4,588 Larry Fortner, 1975-78

### All-Purpose Yards

- 6,118 Travis Prentice, 1996-99
- 5,727 George Swarn, 1983-86
- 5,656 Ryne Robinson, 2003-06
- 4,854 Deland McCullough, 1992-95
- 4,150 Mark Hunter, 1976-79
- 4,099 John Pont, 1949-51
- 3,720 Jay Peterson, 1980-83
- 3,325 Jamal Rogers, 2007-10
- 3,293 Nick Harwell, 2010-12
- 3,238 Bob Hitchens, 1971-73

### Scoring


- 468 Travis Prentice, 1996-99
- 306 Gary Gussman, 1984-87
- 262 Jared Parseghian, 2001-04
- 259 Sam Sloman, 2016-19
- 238 Chad Seitz, 1992-95
- 226 Deland McCullough, 1992-95
- 204 Bob Hitchens, 1971-73
- 199 John Scott, 1996-98
- 198 Luke Clemens, 2001-04
- 192 Michael Larkin, 2001-04

### Touchdowns


- 78 Travis Prentice, 1996-99
- 37 Deland McCullough, 1992-95
- 34 Bob Hitchens, 1971-73
- 33 Luke Clemens, 2001-04
- 32 Michael Larkin, 2001-04
- 29 Ryne Robinson, 2003-06
- 29 George Swarn, 1983-86
- 28 Mike Smith, 2001-04
- 28 Cal Murray, 2000-03
- 28 Rob Carpenter, 1973-76

### Field Goals


- 68 Gary Gussman, 1984-87
- 49 Sam Sloman, 2016-19
- 47 Chad Seitz, 1992-95
- 57 Trevor Cook, 2006-10
- 36 Jared Parseghian, 2001-04
- 35 Nathan Parseghian, 2005-08
- 33 Graham Nicholson, 2021-PR
- 31 Mike Kiebach, 1981-83
- 29 Todd Soderquist, 2002-05
- 29 John Scott, 1996-98



Prentice




Swarn



Roethlisberger



Robinson




Larkin



# Records

## Career Top-Tens



Gussman

### Field Goal Attempts

1. 94 Gary Gussman, 1984-87
2. 67 Chad Seitz, 1992-95
3. 62 Sam Sloman, 2016-19
4. 58 Trevor Cook, 2006-10
5. 49 Nathan Parseghian, 2005-08
6. 48 Mike Kiebach, 1981-83
- 48 Dave Draudt, 1973-74
8. 45 Jared Parseghian, 2001-04
9. 43 Graham Nicholson, 2021-PR
10. 41 Todd Soderquist, 2002-05

### Field Goal Percentage (Min. 15 attempts)

1. .833 Kaleb Patterson, 2012-14
2. .800 Jared Parseghian, 2001-04
3. .790 Sam Sloman, 2016-19
4. .767 Graham Nicholson, 2021-PR
5. .744 John Scott, 1996-98
6. .723 Gary Gussman, 1984-87
7. .718 Sam Sloman, 2016-PR
8. .714 Nathan Parseghian, 2005-08
9. .707 Todd Soderquist, 2002-05
10. .701 Chad Seitz, 1992-95

### Extra Points

1. 154 Jared Parseghian, 2001-04
2. 112 John Scott, 1996-98
- 112 Sam Sloman, 2016-19
4. 103 Paul Sautter, 1950-52
5. 102 Gary Gussman, 1984-87
6. 97 Chad Seitz, 1992-95
7. 86 Todd Soderquist, 2002-05
8. 75 Andy Brumbergs, 1999-01
9. 66 Trevor Cook, 2006-10
10. 62 Graham Nicholson, 2021-PR

### Extra Point Attempts

1. 162 Jared Parseghian, 2001-04
2. 125 Paul Sautter, 1950-52
3. 114 Sam Sloman, 2016-19
4. 113 John Scott, 1996-98
5. 104 Gary Gussman, 1984-87
6. 103 Chad Seitz, 1992-95
7. 89 Todd Soderquist, 2002-05
8. 82 Andy Brumbergs, 1999-01
9. 73 Trevor Cook, 2006-10
10. 69 Archie Strimel, 1968-70

### Extra Point Pct. (Min. 40 attempts)

1. 1.000 Nathan Parseghian, 2005-08
2. .991 John Scott, 1996-98
3. .982 Sam Sloman, 2016-19
4. .981 Gary Gussman, 1984-87
5. .966 Todd Soderquist, 2002-05
6. .951 Jared Parseghian, 2001-04
7. .942 Chad Seitz, 1992-95
8. .934 Mike Kiebach, 1981-83
9. .931 Dave Draudt, 1973-74
10. .925 Graham Nicholson, 2021-PR

### Punts

1. 251 Zac Murphy, 2010-13
2. 240 Gary Layton, 1991-94
3. 234 Kyle Kramer, 2016-19
4. 232 Kent McCullough, 1997-00
5. 219 Jake Richardson, 2005-08
6. 212 Steve Bumpass, 1981-83
7. 208 Jeff Rowlands, 1974-78
8. 185 Mike Wafzig, 2001-04
9. 172 Zac Murphy, 2010-13
10. 166 Doug Kolesar, 1984-86

### Punting Average (Min. 90 punts)

1. 42.8 Jake Richardson, 2005-08
2. 42.0 Kyle Kramer, 2016-19
3. 41.7 Zac Murphy, 2010-13
- 41.7 Gary Layton, 1991-94
5. 41.5 Jason Cheney, 1995-96
6. 41.3 Dom Dzioban, 2020-PR
7. 40.8 Mike Wafzig, 2001-04
8. 40.6 Kent McCullough, 1997-00
9. 39.4 Jeff Rowlands, 1974-78
10. 39.3 Chuck Konrad, 1987-88

### Interceptions

1. 16 Ron Carpenter, 1990-92
2. 15 David Thomas, 1991-94
3. 14 Dave Williams, 1980-82
- 14 Dick Adams, 1969-70
- 14 Dick Boron, 1966-68
6. 13 Dayonne Nunley, 2010-13
7. 12 Troy White, 1984-86
8. 12 Dan Rebsch, 1971-73
9. 10 Milt Bowen, 1999-2001
- 10 Sheldon White, 1984-86
- 10 Bob Smith, 1965-67
- 10 Heath Harding, 2013-17

### Interception Return Yards

1. 361 Ron Carpenter, 1990-92
2. 284 Ernie Bremer, 1963-65
3. 260 Dave Williams, 1980-82
4. 252 J. Baker, 1995-98
5. 245 Dan Rebsch, 1971-73
6. 237 Dick Boron, 1966-68
7. 232 David Thomas, 1991-94
8. 189 Dustin Cohen, 1996-99
9. 154 Dick Adams, 1969-70
10. 150 Joey Hudson, 2005-08

### Punt Return Yards

1. 1,677 Ryne Robinson, 2003-06
2. 925 Eddie Tillitz, 1999-2002
3. 858 Dick Adams, 1968-70
4. 635 Tremayne Banks, 1993-96
5. 512 Eugene Harris, 2007-09
6. 489 Bob Clark, 1988-90
7. 424 James Shaw, 1965-67
8. 416 Tirrel Burton, 1953-55
9. 367 David Thomas, 1991-94
10. 304 Jack Arthur, 1983-86

### Kickoff Return Yards

1. 2,525 Maurice Thomas, 2015-19
2. 1,950 Jamal Rogers, 2007-10
3. 1,826 Milt Bowen, 1999-2002
4. 1,377 Milt Stegall, 1988-91
5. 1,338 DeMarrion Jones, 1997-00
6. 1,304 Mark Hunter, 1976-79
7. 1,090 Don Treadwell, 1979-81
8. 1,000 Korey Kirkpatrick, 2000-04
9. 901 Eric Henderson, 1992-95
10. 888 John Pont, 1949-51

### Solo Tackles

1. 313 Matt Pusateri, 2001-04
2. 297 Curt McMillan, 1989-92
3. 288 Johnnie Williams, 1992-95
4. 272 Tim Collieran, 1982-84
5. 264 Mark Hatgas, 1975-78
6. 258 Terrell Jones, 2000-03
7. 254 Brad Cousino, 1972-74
8. 251 Dustin Cohen, 1996-99
9. 230 Joe Farais, 1976-78
10. 227 Matt Robillard, 1999-02

### Assisted Tackles

1. 278 Curt McMillan, 1989-92
2. 269 Kent McCormick, 1977-80
3. 262 Mark Hatgas, 1975-78
4. 261 Brad Cousino, 1972-74
5. 236 Johnnie Williams, 1992-95
- 236 Marc Smith, 1970-71
7. 225 Dee Osborne, 1993-96
8. 206 John Lyons, 1979-82
9. 203 Jim Feucht, 1973-75
10. 200 Dustin Cohen, 1996-99

### Total Tackles

1. 575 Curt McMillan, 1989-92
2. 526 Mark Hatgas, 1975-78
3. 524 Johnnie Williams, 1992-95
4. 515 Brad Cousino, 1972-74
5. 488 Kent McCormick, 1977-80
6. 485 Matt Pusateri, 2001-04
7. 464 Tim Collieran, 1982-84
8. 451 Dustin Cohen, 1996-99
9. 424 Terrell Jones, 2000-03
10. 401 Joe Farais, 1976-78

### Tackles for Loss

1. 77 Brian Pillman, 1981-83
2. 68 JoJuan Armour, 1995-98
3. 56 Jon Wauford, 1988-91
4. 55 Brad Cousino, 1972-74
- 52 Andrew Marlatt, 1984-87
- 52 John Zupancic, 1978-81
7. 51 Dustin Cohen, 1996-99
8. 42 Andy Howard, 1988-91
9. 41 Phil Smith, 2000-03
10. 40 Greg Sullivan, 1976-78

### Tackle for Loss Yards

1. 346 Brian Pillman, 1981-83
2. 298 Jon Wauford, 1988-91
3. 297 JoJuan Armour, 1995-98
4. 288 John Zupancic, 1978-81
5. 266 Greg Sullivan, 1976-78
6. 254 Brad Cousino, 1972-74
7. 230 Andrew Marlatt, 1984-87
8. 202 Dustin Cohen, 1996-99
- 202 Andy Howard, 1988-91
10. 186 Phil Smith, 2000-03
- 186 Mark Lucas, 1980-83

### Pass Sacks

1. 35 Jon Wauford, 1988-91
2. 26 Andy Howard, 1988-91
3. 24.5 JoJuan Armour, 1995-98
- 24.5 JT Jones, 2013-16
- 5 20 Dustin Cohen, 1996-99
6. 19.5 Phil Smith, 2000-03
- 19.5 Joe Coniglio, 2005-08
8. 19 Mel Edwards, 1972-75
9. 18 Dave Brown, 1982-86
10. 17 Andy Aracri, 1997-00
- 17 Curt McMillan, 1989-92
- 17 Andrew Marlatt, 1984-87


### Pass Sack Yards

1. 240 Jon Wauford, 1988-91
2. 161 Andy Howard, 1988-91
3. 160 JoJuan Armour, 1995-98
4. 146 JT Jones, 2013-16
5. 135 Dustin Cohen, 1996-99
6. 130 Joe Coniglio, 2005-08
7. 121 Phil Smith, 2000-03
8. 118 Craig Mester, 2004-07
9. 108 Andrew Marlatt, 1984-87
10. 104 Scott Frazier, 1988-91


Tackles for loss not available prior to 1973  
Pass sacks not available prior to 1984




Jared Parseghian



Pusateri



McMillan



Wauford

## Career Milestone Achievers

### 2,000-YARD RUSHERS

#### 1. TRAVIS PRENTICE .....5,596

Year	Att.	Yds.	Avg.	TD
1996	123	601	4.9	12
1997	296	1,549	5.2	25
1998	365	1,787	4.9	19
1999	354	1,659	4.7	17
Totals	1,138	5,596	4.9	73

#### 2. DELAND McCULLOUGH .....4,368

Year	Att.	Yds.	Avg.	TD
1992	227	1,026	4.5	6
1993	174	612	3.5	8
1994	227	1,103	4.9	8
1995	321	1,627	5.1	14
Totals	949	4,368	4.6	36

#### 3. GEORGE SWARN .....4,172

Year	Att.	Yds.	Avg.	TD
1983	52	267	5.1	0
1984	269	1,282	4.8	5
1985	309	1,511	4.9	12
1986	251	1,112	4.4	5
Totals	881	4,172	4.7	22

#### 4. BOB HITCHENS .....3,118

Year	Att.	Yds.	Avg.	TD
1971	271	1,157	4.3	13
1972	326	1,370	4.2	15
1973	176	591	3.4	6
Totals	773	3,118	4.0	34

#### 5. JAY PETERSON .....2,874

Year	Att.	Yds.	Avg.	TD
1980	73	264	3.6	1
1981	134	611	4.6	8
1982	271	1,157	4.3	8
1983	224	842	3.8	4
Totals	702	2,874	4.1	21

#### 6. GREG JONES .....2,839

Year	Att.	Yds.	Avg.	TD
1978	136	718	5.3	4
1979	7	35	5.0	0
1980	201	952	4.7	8
1981	253	1,134	4.5	8
Totals	597	2,839	4.8	20

#### 7. ROB CARPENTER .....2,789

Year	Att.	Yds.	Avg.	TD
1973	9	47	5.2	0
1974	139	656	4.7	12
1975	235	1,022	4.3	11
1976	240	1,064	4.4	3
Totals	623	2,789	4.5	26

#### 8. ALONZO SMITH .....2,613

Year	Att.	Yds.	Avg.	TD
2015	124	498	4.0	5
2016	163	709	4.3	3
2017	144	660	4.6	2
2018	141	746	5.3	9
Totals	572	2,613	4.6	19

#### 9. JOHN PONT .....2,457

Year	Att.	Yds.	Avg.	TD
1949	128	977	7.6	7
1950	96	597	6.2	7
1951	131	883	6.7	11
Totals	355	2,457	6.9	25

#### 10. TERRY CARTER .....2,400

Year	Att.	Yds.	Avg.	TD
1990	197	858	4.4	5
1991	142	554	3.9	2
1992	7	24	3.4	0
1993	141	577	4.1	0
1994	84	387	4.6	2
Totals	571	2,400	4.2	9

#### 11. MARK HUNTER .....2,396

Year	Att.	Yds.	Avg.	TD
1976	11	54	4.9	0
1977	170	809	4.8	5
1978	210	1,046	5.0	10
1979	135	487	3.6	9
Totals	526	2,396	4.6	24

#### 12. LUKE CLEMENS .....2,367

Year	Att.	Yds.	Avg.	TD
2001	109	431	4.0	1
2002	223	1009	4.5	16
2003	16	28	1.8	0
2004	213	899	4.2	12
Totals	531	2,367	4.2	29

#### 13. SHERMAN SMITH .....2,187

Year	Att.	Yds.	Avg.	TD
1972	28	111	4.0	1
1973	106	427	4.0	0
1974	161	711	6.7	7
1975	208	938	4.5	11
Totals	503	2,187	4.3	19

#### 14. TOM PAGNA .....2,078

Year	Att.	Yds.	Avg.	TD
1951	70	328	4.7	1
1952	155	1,064	6.9	13
1953	107	706	6.6	9
Totals	332	2,098	6.3	23

### 3,000-YARD PASSERS

#### 1. ZAC DYSERT .....12,013

Year	Cmp.	Att.	Pct.	Yds.	TD
2009	247	401	.616	2,611	12
2010	222	343	.647	2,406	13
2011	295	448	.658	3,513	23
2012	302	480	.629	3,483	25
Totals	1,066	1,672	.638	12,013	73

#### 2. BEN ROETHLISBERGER .....10,829

Year	Cmp.	Att.	Pct.	Yds.	TD
2001	241	381	.633	3,105	25
2002	271	428	.633	3,238	22
2003	342	495	.691	4,486	37
Totals	854	1,304	.655	10,829	84

#### 3. JOSH BETTS .....7,029

Year	Cmp.	Att.	Pct.	Yds.	TD
2002	7	17	.412	93	3
2003	19	36	.528	263	1
2004	267	442	.604	3,495	23
2005	248	434	.571	3,178	27
Totals	541	929	.582	7,029	54

#### 4. MIKE BATH .....6,524

Year	Cmp.	Att.	Pct.	Yds.	TD
1997	9	15	.600	84	0
1998	108	209	.517	1,500	12
1999	138	295	.468	2,525	24
2000	189	384	.492	2,415	13
Totals	444	903	.492	6,524	49

#### 5. GUS RAGLAND .....6,306

Year	Cmp.	Att.	Pct.	Yds.	TD
2015	20	29	.690	196	3
2016	114	178	.640	1,531	17
2017	150	269	.558	2,032	19
2018	226	371	.609	2,547	17
Totals	510	847	.602	6,306	56

#### 6. BRETT GABBERT .....6,259

Year	Cmp.	Att.	Pct.	Yds.	TD
2019	175	316	.554	2,411	11
2020	23	35	.657	384	4
2021	178	299	.595	2,648	26
2022	74	115	.644	816	4
Totals	450	765	.588	6,259	45

#### 7. SAM RICKETTS .....5,870

Year	Cmp.	Att.	Pct.	Yds.	TD
1994	63	116	.543	734	6
1995	108	211	.512	1,337	14
1996	125	234	.534	1,333	8
1997	188	324	.580	2,466	16
Totals	484	885	.547	5,870	44

#### 8. DANIEL RAUDABAUGH .....5,352

Year	Cmp.	Att.	Pct.	Yds.	TD
2006	31	60	.517	291	1
2007	209	382	.547	2,431	12
2008	201	343	.586	1,960	8
2009	70	131	.534	670	3
Totals	511	916	.558	5,352	24

#### 9. NEIL DOUGHERTY .....4,074

Year	Cmp.	Att.	Pct.	Yds.	TD
1991	39	66	.591	436	5
1992	148	291	.509	1,486	6
1993	27	53	.509	392	4
1994	120	201	.597	1,431	10
1995	31	67	.463	329	2
Totals	365	678	.538	4,074	27

#### 10. TERRY MORRIS .....3,836

Year	Cmp.	Att.	Pct.	Yds.	TD
1985	121	202	.599	1,471	6
1986	193	308	.627	2,365	19
Totals	314	510	.616	3,836	25

#### 11. LARRY FORTNER .....3,667

Year	Cmp.	Att.	Pct.	Yds.	TD
1976	88	202	.436	1,219	7
1977	109	186	.586	1,473	15
1978	80	166	.482	975	5
Totals	277	554	.500	3,667	27

#### 12. ANDREW HENDRIX .....3,280

Year	Cmp.	Att.	Pct.	Yds.	TD
2014	222	458	.485	3,280	23
Totals	222	458	.485	3,280	23

#### 13. MIKE KOKAL .....3,175

Year	Cmp.	Att.	Pct.	Yds.	TD
2004	9	16	.562	109	0
2005	6	11	.545	30	0
2006	208	355	.586	2,419	14
2007	55	99	.556	615	1
Totals	278	481	.570	3,175	15

#### 14. MEL OLIX .....3,035

Year	Cmp.	Att.	Pct.	Yds.	TD
1946				Records incomplete	
1947				Records incomplete	
1948	47	105	.448	939	12
1949	67	145	.462	837	8
Totals	197	409	.482	3,035	28

#### 15. ERNIE KELLERMANN .....3,011

Year	Cmp.	Att.	Pct.	Yds.	TD
1962	61	133	.459	856	7
1963	68	134	.507	895	8
1964	88	149	.591	1,260	8
Totals	217	416	.522	3,011	23

# Records

## Career Milestone Achievers

### 1,000-YARD RECEIVERS

<b>1. RYNE ROBINSON ..... 3,697</b>				
Year	Rec.	Yds.	Avg.	TD
2003	28	468	16.7	2
2004	64	932	14.6	4
2005	75	1,119	14.9	8
2006	91	1,178	12.9	8
Totals	258	3,697	14.3	22

<b>2. NICK HARWELL ..... 3,166</b>				
Year	Rec.	Yds.	Avg.	TD
2010	64	871	13.6	6
2011	97	1,425	14.7	9
2012	68	870	12.8	8
Totals	229	3,166	13.8	23

<b>3. MARTIN NANCE ..... 3,131</b>				
Year	Rec.	Yds.	Avg.	TD
2002	12	189	15.8	0
2003	90	1,498	16.6	11
2004	25	337	13.5	1
2005	81	1,107	13.7	14
Totals	208	3,131	15.1	26

<b>4. JACK SORENSON ..... 3,070</b>				
Year	Rec.	Yds.	Avg.	TD
2018	53	742	14.0	2
2019	44	568	12.9	4
2020	18	354	19.7	4
2021	76	1,406	18.5	10
Totals	191	3,070	16.5	20

<b>5. MICHAEL LARKIN ..... 2,772</b>				
Year	Rec.	Yds.	Avg.	TD
2001	37	672	18.2	5
2002	39	436	11.2	8
2003	67	832	12.4	11
2004	57	832	14.6	8
Totals	200	2,772	13.9	32

<b>6. ARMAND ROBINSON ..... 2,550</b>				
Year	Rec.	Yds.	Avg.	TD
2007	33	471	14.3	3
2008	16	229	14.3	2
2009	67	788	11.8	4
2010	94	1,062	11.3	6
Totals	210	2,550	12.1	15

<b>7. TREVOR GAYLOR ..... 2,131</b>				
Year	Rec.	Yds.	Avg.	TD
1996	8	75	9.4	0
1997	29	375	12.9	4
1998	38	653	17.2	5
1999	53	1,028	19.4	11
Totals	128	2,131	16.6	20

<b>8. CHRIS GIVENS ..... 2,121</b>				
Year	Rec.	Yds.	Avg.	TD
2007	25	430	17.2	2
2008	35	513	14.7	7
2009	11	98	8.9	0
2010	26	385	14.8	1
2011	60	695	11.6	5
Totals	157	2,121	13.5	15

<b>9. JARED MURPHY ..... 2,083</b>				
Year	Rec.	Yds.	Avg.	TD
2013	6	62	10.3	0
2014	42	600	14.3	4
2015	29	439	15.1	2
2016	43	552	12.8	5
2017	38	430	11.3	2
Totals	158	2,083	13.2	13

<b>10. JAMES GARDNER ..... 1,920</b>				
Year	Rec.	Yds.	Avg.	TD
2015	3	72	24.0	0
2016	45	750	16.7	6
2017	47	927	19.7	11
2018	12	157	13.1	0
Totals	107	1,920	17.9	17

<b>11. ROKEEM WILLIAMS ..... 1,830</b>				
Year	Rec.	Yds.	Avg.	TD
2013	7	104	14.9	1
2014	35	682	19.5	3
2015	33	543	16.5	2
2016	26	501	19.3	3
Totals	101	1,830	18.1	9

<b>12. JAY HALL ..... 1,778</b>				
Year	Rec.	Yds.	Avg.	TD
1995	12	148	12.3	2
1996	24	303	12.6	5
1997	54	861	15.9	6
1998	31	466	15.0	4
Totals	121	1,787	14.7	17

<b>13. DUSTIN WOODS ..... 1,730</b>				
Year	Rec.	Yds.	Avg.	TD
2006	25	506	20.2	4
2007	40	603	15.1	1
2008	35	377	10.8	5
2009	20	244	12.2	1
Totals	120	1,730	14.4	11

<b>14. ANDY CRUSE ..... 1,662</b>				
Year	Rec.	Yds.	Avg.	TD
2009	18	248	13.8	2
2010	25	342	13.7	2
2011	43	391	9.1	4
2012	74	681	9.2	6
Totals	160	1,662	10.4	14

<b>15. MAC HIPPENHAMMER ..... 1,632</b>				
Year	Rec.	Yds.	Avg.	TD
2020	5	77	15.4	0
2021	48	786	16.4	5
2022	54	769	14.2	9
Totals	107	1,632	15.3	14

<b>16. TREMAYNE BANKS ..... 1,622</b>				
Year	Rec.	Yds.	Avg.	TD
1994	22	272	12.4	3
1995	44	733	16.7	5
1996	52	617	11.9	2
Totals	118	1,622	13.7	10

<b>17. JASON BRANCH ..... 1,611</b>				
Year	Rec.	Yds.	Avg.	TD
1999	4	76	19.0	1
2000	31	465	15.0	4
2001	46	565	12.3	6
2002	40	505	12.6	7
Totals	121	1,611	13.3	18

<b>18. ANDY SCHILLINGER ..... 1,609</b>				
Year	Rec.	Yds.	Avg.	TD
1984	11	80	7.3	0
1986	46	955	20.8	12
1987	39	574	14.7	3
Totals	96	1,609	16.8	15

<b>19. MILT STEGALL ..... 1,581</b>				
Year	Rec.	Yds.	Avg.	TD
1988	4	76	19.0	0
1989	25	426	17.0	3
1990	32	590	18.4	4
1991	45	489	10.9	1
Totals	106	1,581	14.9	8

<b>20. SLY JOHNSON ..... 1,576</b>				
Year	Rec.	Yds.	Avg.	TD
1997	20	349	17.5	3
1998	11	131	11.9	0
1999	16	476	29.8	4
2000	37	620	16.8	5
Totals	84	1,576	18.8	12

<b>21. DON TREADWELL ..... 1,540</b>				
Year	Rec.	Yds.	Avg.	TD
1978	5	93	18.6	0
1979	17	395	23.2	3
1980	30	661	22.0	6
1981	21	391	18.6	3
Totals	73	1,540	21.1	12

<b>22. TOM MURPHY ..... 1,532</b>				
Year	Rec.	Yds.	Avg.	TD
1983	39	610	15.6	4
1984	32	492	15.4	2
1985	29	430	14.8	1
Totals	100	1,532	15.3	7

<b>23. DAVID FRAZIER ..... 1,488</b>				
Year	Rec.	Yds.	Avg.	TD
2011	11	86	7.8	0
2012	9	151	16.8	1
2013	28	302	10.8	2
2014	59	949	16.1	5
Totals	107	1,488	13.9	8

<b>24. JOHN ERISMAN ..... 1,425</b>				
Year	Rec.	Yds.	Avg.	TD
1964	25	392	15.7	2
1965	32	433	13.5	3
1966	41	600	14.6	9
Totals	98	1,425	14.5	14

<b>25. JEREMY PATTERSON ..... 1,417</b>				
Year	Rec.	Yds.	Avg.	TD
1991	23	303	13.2	6
1992	31	370	11.9	3
1993	30	356	11.9	3
1994	25	388	15.5	6
Totals	109	1,417	13.0	18

<b>26. MIKE PALJA ..... 1,400</b>				
Year	Rec.	Yds.	Avg.	TD
1968	12	194	16.2	1
1969	43	567	13.2	2
1970	41	639	15.6	6
Totals	96	1,400	14.6	9

<b>27. SAM MARTIN ..... 1,383</b>				
Year	Rec.	Yds.	Avg.	TD
2014	22	321	14.6	5
2015	29	542	18.7	2
2016	7	134	19.1	1
2017	25	359	14.4	3
Totals	85	1,383	16.3	11

<b>28. EDDIE TILLITZ ..... 1,322</b>				
Year	Rec.	Yds.	Avg.	TD
2000	39	387	9.9	1
2001	43	577	13.4	5
2002	31	358	11.4	2
Totals	113	1,322	11.7	8

<b>29. JAYLEN WALKER ..... 1,281</b>				
Year	Rec.	Yds.	Avg.	TD
2018	12	140	11.7	0
2019	24	418	17.4	2
2020	3	49	17.4	2
2021	31	398	12.8	4
2022	28	276	9.9	0
Totals	98	1,281	13.1	8

<b>30. JAMAL ROGERS ..... 1,215</b>				
Year	Rec.	Yds.	Avg.	TD
2007	19	173	9.1	1
2008	42	359	8.5	0
2009	54	505	9.4	3
2010	19	178	9.4	1
Totals	134	1,215	9.1	5

<b>31. RYAN SMITH ..... 1,195</b>				
Year	Rec.	Yds.	Avg.	TD
2014	5	88	17.6	0
2015	21	251	12.0	5
2016	31	356	11.5	5
2017	35	454	13.0	4
Totals	94	1,195	12.7	14

<b>32. KEITH DUMMITT ..... 1,130</b>				
Year	Rec.	Yds.	Avg.	TD
1979	22	352	16.0	1
1980	12	310	25.8	3
1981	9	135	15.0	1
1982	25	333	13.3	2
Totals	68	1,130	16.6	7

<b>33. EUGENE HARRIS ..... 1,112</b>				
Year	Rec.	Yds.	Avg.	TD
2007	46	542	11.8	2
2008	33	286	8.7	1
2009	26	284	10.9	2
Totals	105	1,112	10.6	5


<b>34. GEORGE SWARN ..... 1,057</b>				
Year	Rec.	Yds.	Avg.	TD
1983	3	23	7.6	0
1984	20	187	9.4	1
1985	44	424	9.6	4
1986	50	423	8.5	2
Totals	117	1,057	9.0	7

<b>35. CLIVE RUSH ..... 1,036</b>				
Year	Rec.	Yds.	Avg.	TD
1950	18	335	18.6	4
1951	32	398	12.4	4
1952	18	303	16.8	6
Totals	68	1,036	15.2	14


<b>34. JOHN STOFA ..... 1,026</b>				
Year	Rec.	Yds.	Avg.	TD
1950	18	335	18.6	4
1951	32	398	12.4	4
1952	18	303	16.8	6
Totals	68	1,036	15.2	14

<b>35. STEVE JOECKEN ..... 1,011</b>				
Year	Rec.	Yds.	Avg.	TD
1950	18	335	18.6	4
1951	32	398	12.4	4
1952	18	303	16.8	6
Totals	68	1,036	15.2	14

## Single-Game Milestone Achievers



**Terry Carter rolled for 250 yards rushing in a 1990 defeat of Ohio.**



**Mike Bates put the ball in the air 65 times versus Toledo in 1987.**

### 150-YARD RUSHING GAMES

376 by Travis Prentice vs. Akron, 1999 (41)  
 326 by George Swarn at Eastern Michigan, 1985 (41)  
 250 by Terry Carter at Ohio, 1990 (26)  
 239 by Travis Prentice vs. Northern Illinois, 1997 (22)  
 239 by George Swarn at Western Michigan, 1984 (29)  
 237 by Travis Prentice vs. Ohio, 1998 (44)  
 232 by Al Moore vs. Ohio, 1967 (36)  
 227 by Travis Prentice vs. Toledo, 1998 (37)  
 227 by Travis Prentice at Ohio, 1997 (41)  
 222 by Steve Little at Buffalo, 2000 (35)  
 218 by Bob Hitchens at South Carolina, 1972 (45)  
 212 by Tom Pagna at Marquette, 1952 (25)  
 210 by Chris Alexander vs. Bowling Green, 1989 (27)  
 209 by Travis Prentice at Bowling Green, 1999 (34)  
 208 by Deland McCullough at Central Michigan, 1994 (35)  
 207 by Alonzo Smith vs. Ball State, 2018 (18)  
 206 by Deland McCullough at Ohio, 1994 (32)  
 205 by Ty King vs. Kent State, 1996 (24)  
 203 by Travis Prentice vs. Marshall, 1997 (30)  
 199 by Tim Fortney vs. Bowling Green, 1970 (43)  
 199 by Tim Fortney vs. Dayton, 1969 (30)  
 197 by Travis Prentice vs. Kent State, 1998 (25)  
 196 by Deland McCullough at Kent State, 1995 (32)  
 196 by Greg Jones vs. Cincinnati, 1978 (20)  
 195 by Deland McCullough at Central Michigan, 1995 (42)  
 194 by George Swarn at Cincinnati, 1984 (30)  
 192 by Sherman Smith vs. Ball State, 1975 (29)  
 190 by Greg Jones at Marshall, 1978 (19)  
 189 by Greg Jones vs. Kent State, 1980 (26)  
 186 by Greg Jones at Bowling Green, 1981 (45)  
 185 by Deland McCullough vs. Akron, 1995 (28)  
 184 by Brandon Murphy vs. Akron, 2005 (26)  
 184 by Bob Hitchens at Marshall, 1972 (44)  
 184 by Bob Hitchens at Cincinnati, 1972 (26)  
 183 by Cal Murray at Ball State, 2001 (25)  
 182 by Thomas Merriweather vs. Temple, 2010 (22)  
 181 by Rob Carpenter vs. Toledo, 1974 (21)  
 180 by Deland McCullough vs. Toledo, 1995 (41)  
 180 by George Swarn at Ball State, 1985 (22)  
 179 by Travis Prentice at Northern Illinois, 1998 (36)  
 179 by George Swarn vs. Ohio, 1985 (30)  
 179 by Rob Carpenter vs. Ball State, 1975 (35)  
 178 by George Swarn at Cincinnati, 1986 (23)

178 by John Pont at Virginia, 1949 (21)  
 177 by Bob Hitchens at Ohio, 1972 (39)  
 175 by Sherman Smith at Western Michigan, 1975 (27)  
 174 by Rob Carpenter vs. Western Michigan, 1976 (37)  
 173 by Brandon Murphy at Eastern Michigan, 2005 (33)  
 173 by Deland McCullough at Ohio, 1995 (31)  
 172 by Brandon Murphy at Kent State, 2005 (31)  
 172 by Bob Hitchens at Xavier, 1971 (28)  
 172 by Tom Troxell at Marshall, 1955 (9)  
 171 by Keyon Mozee at Northwester, 2022 (21)  
 171 by Luke Clemens vs. Kent State, 2002 (35)  
 170 by Jay Peterson vs. William & Mary, 1982 (20)  
 169 by Jay Peterson at Northwestern, 1982 (36)  
 169 by Tom Pagna vs. Xavier, 1952 (20)  
 167 by Greg Jones vs. Kent State, 1981 (37)  
 166 by Dave Thelen vs. Ohio, 1957 (14)  
 165 by Travis Prentice at West Virginia, 1999 (29)  
 165 by Jay Peterson vs. Toledo, 1982 (33)  
 165 by Mark Hunter vs. Kent State, 1978 (27)  
 165 by John Pont at Western Michigan, 1951 (17)  
 164 by Travis Prentice at Army, 1998 (37)  
 164 by Greg Jones at William & Mary, 1981 (19)  
 164 by Alonzo Smith at Bowling Green, 2018 (19)  
 163 by Travis Prentice vs. Buffalo, 1999 (29)  
 163 by Terry Carter vs. Eastern Michigan, 1991 (18)  
 163 by George Swarn vs. Kent State, 1985 (27)  
 163 by Kaiser Holman vs. Ball State, 1979 (17)  
 163 by Randy Walker vs. Toledo, 1975 (27)  
 162 by Travis Prentice at North Carolina, 1998 (37)  
 160 by Luke Clemens at Western Michigan, 2004 (29)  
 160 by Randy Walker vs. Ohio, 1973 (38)  
 159 by George Swarn vs. Central Michigan, 1986 (24)  
 159 by Bob Hitchens at Western Michigan, 1971 (37)  
 159 by Cleveland Dickerson vs. Western Michigan, 1968 (31)  
 158 by Ty King at Eastern Michigan, 1996 (27)  
 157 by Travis Prentice vs. Akron (30)  
 157 by Chuck Varner vs. Florida, 1973 (28)  
 156 by Mark Hunter at Toledo, 1978 (21)  
 155 by Ken Watson at Cincinnati, 1971 (20)  
 154 by Greg Jones at Eastern Michigan, 1981 (26)  
 154 by Tom Pagna at Ohio, 1952 (17)  
 153 by Rob Carpenter vs. Kent State, 1975 (33)  
 151 by Travis Prentice at Northwestern, 1999 (33)  
 150 by Ty King at Bowling Green, 1995 (19)



# Records

*Numbers in parentheses indicate total rushes*

## **300-YARD PASSING GAMES**

525 by Ben Roethlisberger vs. Northern Illinois, 2002 (41-61)  
516 by Zac Dysert at Akron, 2012 (34-49)  
492 by Brett Gabbert at Ohio, 2021(32-55)  
455 by Zac Dysert vs. Kent State, 2012 (37-50)  
452 by Ben Roethlisberger at Hawai'i, 2001 (40-53)  
440 by Ben Roethlisberger at Bowling Green, 2003 (26-35)  
437 by Andrew Hendrix vs. UMass, 2014 (32-58)  
426 by Zac Dysert at Temple, 2009 (31-51)  
416 by Josh Betts at Cincinnati, 2004 (26-43)  
413 by Zac Dysert vs. Western Michigan, 2011 (42-54)  
409 by Ben Roethlisberger at Kent State, 2003 (28-44)  
405 by Brett Gabbert at Kent State, 2021 (26-51)  
399 by Zac Dysert at Central Michigan, 2010 (29-47)  
399 by Ben Roethlisberger vs. Akron, 2001 (23-40)  
395 by Josh Betts vs. Central Michigan, 2005 (27-46)  
380 by Gus Ragland vs. Ball State, 2016 (26-35)  
379 by Josh Betts at Temple, 2005 (28-40)  
377 by Ben Roethlisberger vs. Cincinnati, 2003 (31-49)  
376 by Ben Roethlisberger vs. Louisville, 2003 (21-33)  
372 by Zac Dysert at Ohio, 2011 (35-53)  
369 by Andrew Hendrix at Central Michigan, 2014 (24-41)  
369 by Ben Roethlisberger vs. Akron, 2003 (31-47)  
364 by Zac Dysert vs. Temple, 2011 (28-37)  
359 by Josh Betts vs. Cincinnati, 2005 (22-35)  
359 by Andrew Hendrix vs. Eastern Kentucky, 2014 (25-52)  
358 by Mike Bath at Vanderbilt, 2000 (24-41)  
357 by Gus Ragland vs. Marshall, 2017 (25-46)  
355 by Mike Kokal at Purdue, 2006 (26-43)  
353 by Ben Roethlisberger at Northwestern, 2003 (28-37)  
352 by Mike Bath vs. Cincinnati, 1999 (21-41)  
352 by Andrew Hendrix at Akron, 2014 (24-41)  
350 by Billy Bahl at Ohio, 2017 (28-51)  
349 by Josh Betts at Western Michigan, 2004 (23-33)  
348 by Zac Dysert vs. Northern Illinois, 2009 (27-38)  
344 by Zac Dysert vs. Toledo, 2009 (31-51)  
343 by Ben Roethlisberger vs. Iowa, 2002 (33-51)  
343 by Zac Dysert at Central Michigan, 2012 (26-43)  
342 by Zac Dysert vs. Army, 2011 (24-37)  
341 by Mike Bates at Toledo, 1987 (38-65)  
337 by Zac Dysert at Kent State, 2009 (31-53)  
333 by Austin Boucher vs. Northern Illinois, 2010 (29-46)  
333 by Zac Dysert at Toledo, 2011 (24-37)  
332 by Zac Dysert vs. Ohio, 2010 (21-36)  
330 by Ben Roethlisberger at Colorado State, 2003 (29-38)  
329 by Gus Ragland at Army, 2018 (30-53)  
327 by Ben Roethlisberger at UCF, 2003 (24-29)  
325 by Zac Dysert at Minnesota, 2011 (27-47)  
324 by Mike Kokal vs. Northern Illinois, 2006 (21-29)  
322 by Ben Roethlisberger at Ohio, 2001 (24-37)  
321 by Terry Morris at Cincinnati, 1986 (22-38)  
319 by Daniel Raudabaugh vs. Charleston Southern, 2008 (19-30)  
319 by Daniel Raudabaugh vs. Charleston Southern, 2008 (19-30)

318 by Andrew Hendrix vs. Marshall, 2014 (24-49)  
314 by Daniel Raudabaugh at Temple, 2007 (33-57)  
313 by Zac Dysert vs. Buffalo, 2011 (20-25)  
313 by Sam Ricketts at Kent State, 1997 (22-30)  
312 by Mike Bath at West Virginia, 1999 (16-38)  
311 by Zac Dysert vs. Ohio, 2012 (21-36)  
309 by Mike Bath at Bowling Green, 1999 (15-22)  
308 by Brett Gabbert at Akron, 2020 (18-27)  
306 by Josh Betts at Buffalo, 2004(25-36)  
305 by Daniel Raudabaugh vs. Charleston Southern, 2008 (19-30)  
305 by Ben Roethlisberger at Bowling Green, 2001 (15-25)  
304 by Josh Betts at Toledo, 2004 (20-33)  
303 by Zac Dysert at Ohio State, 2012 (31-53)  
303 by Zac Dysert at Cincinnati, 2012 (25-49)  
*Numbers in parentheses indicate completions and attempts*



## Single-Game Milestone Achievers

### 150-YARD RECEIVING GAMES

283 by Jack Sorenson at Ohio, 2021 (14)  
 229 by Nick Harwell vs. Temple, 2011 (15)  
 219 by Nick Harwell vs. Ohio, 2010 (11)  
 215 by Nick Harwell at Central Michigan, 2012 (11)  
 208 by Dawan Scott at Akron, 2012 (11)  
 198 by Jeremy Patterson vs. SW Louisiana, 1993 (10)  
 186 by Nick Harwell vs. Army, 2011 (10)  
 184 by Sly Johnson vs. Eastern Michigan, 1999 (6)  
 181 by Martin Nance at Kent State, 2003 (10)  
 181 by Tom Murphy at Bowling Green, 1983 (9)  
 180 by Ryne Robinson at Western Michigan, 2006 (10)  
 179 by Andy Cruse at Central Michigan, 2010 (8)  
 178 by Dustin Woods vs. Northern Illinois (8)  
 177 by Jack Sorenson at Akron, 2020 (8)  
 176 by Armond Robinson vs. Northern Illinois, 2010 (14)  
 169 by Martin Nance vs. Louisville, 2003 (9)  
 169 by Martin Nance vs. Bowling Green, 2003 (10)  
 168 by Trevor Gaylor vs. Cincinnati, 1999 (8)  
 166 by James Gardner at Ohio (10)  
 166 by Sly Johnson at Northwestern, 1999 (4)  
 165 by Trevor Gaylor vs. Buffalo, 1999 (5)  
 163 by Nick Harwell at Ohio, 2011 (14)  
 162 by David Frazier versus Cincinnati, 2014 (5)  
 162 by Nick Harwell at Minnesota, 2011 (12)  
 161 by Ryne Robinson at Purdue, 2006 (9)

161 by Martin Nance at UCF, 2003 (9)  
 156 by Jack Sorenson vs. Western Michigan, 2018 (9)  
 156 by Andy Schillinger at Toledo, 1987 (13)  
 154 by Tremayne Banks vs. Eastern Michigan, 1995 (7)  
 153 by Ryne Robinson at Buffalo, 2004 (10)  
 153 by Trevor Gaylor at Bowling Green, 1999 (6)  
 153 by Trevor Gaylor at West Virginia, 1999 (6)  
 152 by Ryne Robinson vs. Central Michigan, 2005 (8)  
 152 by Gordon Benning vs. Bowling Green, 1993 (3)  
 152 by Tom Murphy vs. Western Michigan, 1983 (8)  
 150 by John Erisman at Cincinnati, 1966 (7)

*Numbers in parentheses indicate receptions*

### MIAMI IN THE NCAA RECORD BOOKS

*Led by former running back Travis Prentice (1996-99), who owns five NCAA records by himself, and held more at the time of his graduation, Miami's football tradition has placed its name throughout the NCAA record books. Following are the known records held by Miami's teams and individuals.*

#### TEAM NCAA RECORDS

**Fewest fumbles lost in a season:** 1, 1998—tied with two others  
**Fewest fumbles lost in two seasons:** 3, 1998-99  
**Fewest turnovers in a season:** 8, 1966—tied with two others  
**Most points in 60 seconds:** 21 vs. Akron, Oct. 15, 2005  
**Forced Fumbles:** 7 vs. Buffalo, Nov. 5, 2005;  
 7 at North Carolina, Aug. 31, 2002—tied with two others.  
**Team with 4,000-yard passer and 1,000-yard rusher:** 2003—  
 tied with six others.  
**In 2016 Miami became the first team in NCAA history to  
 begin a season 0-6 and win its final six games**

Records listed in the *Official 2016 NCAA Football Records Book*

#### INDIVIDUAL NCAA RECORDS

**Most consecutive rushes in a season without losing a fumble:**  
 365, Travis Prentice (1998)  
**Most consecutive rushes in a career without losing a fumble:**  
 862, Travis Prentice (1997-99)  
**Most seasons gaining 1,500 or more yards rushing:**  
 3, Travis Prentice (1997-99)—tied with two others.  
**Most rushing touchdowns career:**  
 73, Travis Prentice (1996-99)  
**Most games scoring two or more touchdowns in a career:**  
 25, Travis Prentice (1996-99)  
**Most passes intercepted in a game:**  
 5, Dan Rebsch vs. Western Michigan, Nov. 4, 1972—  
 tied with four others  
**Most interceptions returned for touchdowns by a linebacker in  
 a career:** 4, Dustin Cohen (1996-99)—tied with one other  
**Most punt returns per game for a season:** 5.5, Dick Adams (1970)

## Longest Plays



**Gary Layton booted the two longest punts in Miami history and three of the Top 10.**

### PASSES

- 94 (t) from Mike Bath to Sly Johnson vs. Eastern Michigan, 1999
- 91 (t) from Mike Bath to Sly Johnson at Vanderbilt, 2000
- 91 (t) from Chuck Hauck to Don Treadwell at Kent State, 1979
- 88 (t) from Danny Smith to Gordon Benning vs. Bowling Green, 1993
- 88 (t) from Ernie Kellermann to Bob Jencks at Purdue, 1962
- 86 (t) from Chuck Hauck to Keith Dummitt at Ball State, 1980
- 85 (t) from Kent Thompson to Gary Arthur vs. Ohio, 1969
- 84 (t) from Mike Bath to Trevor Gaylor vs. Buffalo, 1999
- 83 (t) from Brett Gabbert to Jack Sorenson vs. Bowling Green, 2021
- 82 (t) from Brett Gabbert to Jack Sorenson at Ohio, 2021
- 82 (t) from Terry Morris to Andy Schillinger at LSU, 1986
- 81 from Zac Dysert to Nick Harwell vs. Ohio, 2010
- 81 (t) from Ben Roethlisberger to Mike Larkin at Bowling Green, 2001
- 81 (t) from Trevor Gaylor to Travis Prentice at West Virginia, 1999
- 81 (t) from Jim Clement to Milt Stegall vs. Eastern Michigan, 1990

### RUNS

- 98 (t) by George Swarn at Western Michigan, 1984
- 96 (t) by Thomas Merriweather vs. Temple, 2010
- 96 (t) by Ty King vs. Kent State, 1996
- 92 (t) by Scott Tyler vs. Marshall, 1963
- 90 (t) by Jay Peterson vs. Ohio, 1981
- 90 (t) by Greg Jones vs. Kent State, 1980
- 90 (t) by James Bailey at Ohio, 1950
- 87 (t) by George Swarn at Ball State, 1985
- 87 (t) by Greg Jones at William & Mary, 1981
- 85 (t) by Chris Thomas vs. Kent State, 1985
- 85 (t) by James Bailey at Western Reserve, 1950

(t)—touchdown

### FIELD GOALS

- 55 by Trevor Cook vs. Toledo, 2009
- 54 by Chad Seitz at Michigan, 1995
- 53 by Gary Gussman at Cincinnati, 1987
- 53 by Sam Sloman at Ohio, 2019
- 53 by Sam Sloman vs. Buffalo, 2019
- 52 by Chad Seitz vs. Western Michigan, 1994
- 52 by Gary Gussman at Central Michigan, 1987
- 52 by Dave Draudt at Kent State, 1973
- 52 by Bob Jencks vs. Bowling Green, 1962
- 52 by Kaleb Patterson at Western Michigan, 2014
- 51 by Kaleb Patterson versus Bowling Green, 2013

- 51 by Sam Sloman at Western Michigan, 2019
- 50 by Chuck Konrad at Minnesota, 1988
- 50 by Gary Gussman at Ball State, 1985
- 50 by Sam Sloman at Ball State, 2019
- 49 by Kaleb Patterson at Cincinnati, 2014
- 49 by Trevor Cook at Cincinnati, 2006
- 49 by Andy Brumbergs at Ohio State, 2000
- 49 by Chuck Konrad at Oklahoma State, 1988
- 49 by Gary Gussman at Northern Illinois, 1984
- 49 by Graham Nicholson vs. Kent State, 2022

### PUNTS

- 84 by Zac Murphy vs. Cincinnati, 2013
- 78 by Gary Layton at Bowling Green, 1994
- 75 by Gary Layton at Toledo, 1993
- 74 by Josh Richardson at Michigan, 2008
- 74 by Kent McCullough at Marshall, 1998
- 74 by Chris Ondrula at Toledo, 1989
- 74 by Zac Murphy at Buffalo, 2012
- 73 by Jake Richardson at Northern Illinois, 2008
- 73 by Chuck Konrad at Ohio, 1988
- 73 by Dick Adams at Bowling Green, 1970
- 72 by Kent McCullough at Cincinnati, 1998
- 72 by Gary Layton vs. Eastern Michigan, 1993

### PUNT RETURNS

- 96 (t) by Bill Neumeier vs. Bowling Green, 1962
- 86 (t) by Ryne Robinson vs. Buffalo, 2003
- 86 (t) by Robert Glover at Indiana, 1966
- 82 (t) by Eddie Tillitz at Eastern Michigan, 2000
- 82 (t) by John Pont vs. Dayton, 1949
- 80 (t) by Ryne Robinson at Cincinnati, 2006
- 80 (t) by Eddie Tillitz vs. Buffalo, 2001
- 76 (t) by Ryne Robinson vs. Buffalo, 2003
- 76 by Tremayne Banks at Ball State, 1996
- 75 (t) by Tirrel Burton at Marshall, 1955

### KICKOFF RETURNS

- 100 (t) by Don Treadwell at Cincinnati, 1980
- 99 (t) by Maurice Thomas vs. Western Michigan, 2018
- 98 (t) by John Pont at Wichita, 1949
- 97 by Maurice Thomas vs. Central Michigan (MACC), 2019
- 97 (t) by Randy Walker at Western Michigan, 1973
- 96 (t) by Milt Stegall vs. Ohio, 1991
- 96 (t) by Chris Thomas vs. Ball State, 1986
- 96 (t) by Dave Thelen at Ohio, 1956
- 95 (t) by Larry Harper vs. Cincinnati, 1973
- 95 (t) by Al Moore at Western Michigan, 1965
- 94 (t) by Tremayne Banks at Eastern Michigan, 1996
- 94 by Maurice Thomas at Cincinnati, 2016
- 92 by Milt Stegall vs. Toledo, 1990
- 92 (t) by Al Moore at Cincinnati, 1967
- 90 by Jamal Rogers at Ohio, 2007

### INTERCEPTION RETURNS

- 97 (t) by Ernie Bremer at Dayton, 1963
- 91 (t) by J. Baker at Cincinnati, 1998
- 91 by Dave Williams vs. Eastern Michigan, 1982
- 88 (t) by Scott Frazier at Bowling Green, 1990
- 78 by Ben Bennett vs. Charleston Southern, 2008
- 76 (t) by Brison Burris vs. Buffalo, 2015
- 73 (t) by Cleon Plummer vs. Eastern Michigan, 1995
- 71 (t) by J. Baker at Ball State, 1998
- 67 (t) by Dustin Cohen vs. Kent State, 1998
- 65 (t) by John Busing at Ball State, 2003
- 64 (t) by Darrell Hunter at Ball State, 2003
- 62 (t) by Jacquez Warren at Akron, 2022

## 100-Yard Rushers

### Travis Prentice — 28

376 vs. Akron, 1999 (41)  
 239 vs. Northern Illinois, 1997 (22)  
 237 vs. Ohio, 1998 (44)  
 227 vs. Toledo, 1998 (37)  
 227 at Ohio, 1997 (41)  
 209 at Bowling Green, 1999 (34)  
 203 vs. Marshall, 1997 (30)  
 197 vs. Kent State, 1998 (25)  
 179 at Northern Illinois, 1998 (36)  
 165 at West Virginia, 1999 (29)  
 164 at Army, 1998 (37)  
 163 vs. Buffalo, 1999 (29)  
 162 at North Carolina, 1998 (37)  
 157 vs. Akron, 1997 (30)  
 151 at Northwestern, 1999 (33)  
 149 at Kent State, 1999 (43)  
 148 at Ball State, 1998 (34)  
 146 at Kent State, 1997 (27)  
 136 at Toledo, 1997 (31)  
 135 vs. Bowling Green, 1998 (32)  
 131 vs. Marshall, 1999 (27)  
 127 at Cincinnati, 1998 (29)  
 127 at Akron, 1998 (21)  
 125 vs. Central Michigan, 1996 (16)  
 116 vs. Eastern Michigan, 1999 (38)  
 113 vs. Ball State, 1997 (26)  
 103 at Bowling Green, 1997 (29)  
 102 vs. Kent, 1996 (18)

### Deland McCullough — 24

208 at Central Michigan, 1994 (35)  
 206 at Ohio, 1994 (32)  
 196 at Kent State, 1995 (32)  
 195 at Central Michigan, 1995 (42)  
 185 vs. Akron, 1995 (28)  
 180 vs. Toledo, 1995 (41)  
 173 at Ohio, 1995 (31)  
 149 vs. Eastern Michigan, 1995 (30)  
 147 at Bowling Green, 1995 (19)  
 145 vs. Toledo, 1992 (27)  
 145 vs. Kent State, 1992 (21)  
 144 vs. Kent State, 1994 (20)  
 141 at Michigan, 1995 (28)  
 136 at Eastern Michigan, 1994 (35)  
 130 at Kent State, 1993 (27)  
 129 vs. Ohio, 1992 (33)  
 118 vs. Cincinnati, 1992 (25)  
 117 vs. Western Michigan, 1992 (32)  
 116 vs. Cincinnati, 1995 (27)  
 115 at Eastern Michigan, 1992 (23)  
 106 at Bowling Green, 1992 (24)  
 105 vs. Akron, 1994 (20)  
 102 vs. Central Michigan, 1992 (25)  
 100 vs. Ball State, 1995 (26)

### George Swarn — 18

326 at Eastern Michigan, 1985 (41)  
 239 at Western Michigan, 1984 (29)  
 194 at Cincinnati, 1984 (30)  
 180 at Ball State, 1985 (22)  
 179 vs. Ohio, 1985 (30)  
 178 at Cincinnati, 1986 (23)  
 163 vs. Kent State, 1985 (27)  
 159 vs. Central Michigan, 1986 (24)  
 144 vs. Toledo, 1986 (28)

142 vs. Eastern Michigan, 1986 (34)  
 133 vs. Bowling Green, 1984 (25)  
 133 at Bowling Green, 1985 (29)  
 127 at Central Michigan, 1985 (39)  
 120 at Northern Illinois, 1986 (31)  
 121 vs. Western Michigan, 1985 (28)  
 110 at Kent State, 1986 (29)  
 107 vs. Cincinnati, 1985 (32)  
 104 at Northern Illinois, 1984 (26)

### Bob Hitchens — 14

218 at South Carolina, 1972 (45)  
 184 at Marshall, 1972 (44)  
 184 at Cincinnati, 1972 (26)  
 177 at Ohio, 1972 (39)  
 172 at Xavier, 1971 (28)  
 159 at Western Michigan, 1971 (37)  
 143 vs. Dayton, 1972 (32)  
 138 vs. Cincinnati, 1971 (30)  
 131 vs. Xavier, 1972 (28)  
 131 at Kent State, 1971 (25)  
 126 vs. Ohio, 1971 (24)  
 122 at Bowling Green, 1973 (18)  
 117 at Pacific, 1971 (27)  
 111 vs. Western Michigan, 1972 (34)

### Rob Carpenter — 14

181 vs. Toledo, 1974 (21)  
 179 vs. Ball State, 1975 (35)  
 174 vs. Western Michigan, 1976 (37)  
 153 vs. Kent State, 1975 (33)  
 146 at Toledo, 1976 (20)  
 146 at Bowling Green, 1976 (23)  
 140 vs. Cincinnati, 1975 (41)  
 122 vs. Marshall, 1975 (20)  
 120 vs. South Carolina, 1975 (29)  
 120 at Marshall, 1976 (29)  
 117 at Dayton, 1976 (28)  
 115 at Cincinnati, 1976 (22)  
 114 vs. Kent State, 1976 (27)  
 109 vs. Ohio, 1975 (24)

### John Pont — 12

178 at Virginia, 1949 (21)  
 165 at Western Michigan, 1951 (17)  
 122 vs. Western Reserve, 1949 (9)  
 121 at Western Michigan, 1949 (15)  
 120 vs. Dayton, 1949 (11)  
 115 vs. Ohio, 1949 (19)  
 112 vs. Xavier, 1951 (9)  
 112 at Marquette, 1951 (15)  
 108 at Wichita, 1949 (14)  
 108 at Dayton, 1951 (15)  
 105 at Pittsburgh, 1949 (16)  
 102 vs. Dayton, 1950 (13)

### Mark Hunter — 11

165 vs. Kent State, 1978 (27)  
 156 at Toledo, 1978 (21)  
 126 vs. Bowling Green, 1978 (25)  
 124 vs. Marshall, 1977 (15)  
 120 at Western Michigan, 1977 (23)  
 113 at Ohio, 1978 (21)  
 112 at Kent State, 1977 (16)  
 112 at Central Michigan, 1978 (9)  
 106 at Central Michigan, 1979 (27)

103 at Yale, 1977 (20)  
 103 at Indiana, 1977 (16)

### Greg Jones — 10

196 vs. Cincinnati, 1978 (20)  
 190 at Marshall, 1978 (19)  
 189 vs. Kent State, 1980 (26)  
 186 at Bowling Green, 1981 (45)  
 167 vs. Kent State, 1981 (37)  
 164 at William & Mary, 1981 (19)  
 154 at Eastern Michigan, 1981 (26)  
 149 at Syracuse, 1980 (18)  
 141 vs. Ohio, 1981 (33)  
 132 vs. Central Michigan, 1980 (18)

### Jay Peterson — 10

170 vs. William & Mary, 1982 (20)  
 169 at Northwestern, 1982 (366)  
 165 vs. Toledo, 1982 (33)  
 149 at Cincinnati, 1982 (24)  
 147 vs. Northern Illinois, 1981 (30)  
 135 at Kent State, 1982 (21)  
 134 vs. Eastern Michigan, 1983 (34)  
 124 vs. Ohio, 1981 (8)  
 105 vs. Toledo, 1981 (23)  
 104 at Ball State, 1980 (31)

### Tom Pagna — 8

212 at Marquette, 1952 (25)  
 169 vs. Xavier, 1952 (20)  
 154 at Ohio, 1952 (17)  
 143 at Dayton, 1953 (24)  
 139 vs. Toledo, 1952 (17)  
 135 at Marshall, 1953 (16)  
 130 vs. Dayton, 1952 (23)  
 126 at Toledo, 1953 (12)

### Sherman Smith — 8

192 vs. Ball State, 1975 (29)  
 175 at Western Michigan, 1975 (27)  
 132 vs. Western Michigan, 1974 (16)  
 115 vs. Toledo, 1973 (20)  
 112 at Ohio, 1974 (21)  
 109 vs. Bowling Green, 1974 (25)  
 103 vs. Marshall, 1975 (9)  
 101 at Bowling Green, 1973 (15)

### Luke Clemens — 8

171 vs. Kent State, 2002 (35)  
 160 at Western Michigan, 2004 (29)  
 140 at Akron, 2004 (26)  
 135 at Akron, 2002 (23)  
 114 at Cincinnati, 2002 (18)  
 111 vs. Cincinnati, 2001 (24)  
 108 at Marshall, 2002 (27)  
 100 vs. Western Michigan, 2001 (19)

### Tim Fortney — 7

199 vs. Bowling Green, 1970 (43)  
 199 vs. Dayton, 1969 (30)  
 142 at Toledo, 1970 (35)  
 132 at Marshall, 1970 (36)  
 129 at Ohio, 1970 (13)  
 117 vs. Dayton, 1969 (30)  
 106 vs. Dayton, 1970 (38)

## 100-Yard Rushers

### Terry Carter — 6

250 at Ohio, 1990 (26)  
163 vs. Eastern Michigan, 1991 (18)  
130 vs. Kent State, 1994 (19)  
123 vs. Cincinnati, 1990 (23)  
108 vs. Bowling Green, 1993 (26)  
103 vs. Ball State, 1990 (28)

### Kaiser Holman — 6

163 vs. Ball State, 1979 (17)  
123 vs. Western Michigan, 1980 (30)  
122 vs. Marshall, 1977 (15)  
119 at Bowling Green, 1977 (21)  
118 vs. Toledo, 1979 (22)  
116 vs. Kent State, 1980 (23)

### Ty King — 6

205 vs. Kent State, 1996 (24)  
158 at Eastern Michigan, 1996 (27)  
150 at Bowling Green, 1995 (19)  
136 at Toledo, 1996 (32)  
131 at Ball State, 1996 (33)  
112 vs. Central Michigan, 1996 (15)

### Steve Little — 6

222 at Buffalo, 2000 (35)  
149 vs. Bowling Green, 2000 (25)  
133 vs. Ohio, 2000 (25)  
128 at Akron, 2000 (17)  
122 at Hawai'i, 2001 (26)  
103 at Marshall, 2000 (22)

### Al Moore — 6

232 vs. Ohio, 1967 (36)  
145 vs. Ohio, 1965 (30)  
123 vs. Marshall, 1965 (20)  
120 at Marshall, 1967 (15)  
108 at Kent State, 1967 (18)  
106 at Dayton, 1967 (22)

### Cal Murray — 6

183 at Ball State, 2001 (25)  
142 vs. Louisville, 2003 (15)  
113 vs. Kent State, 2000 (14)  
108 vs. Marshall, 2003 (19)  
108 vs. Akron, 2003 (19)  
101 vs. North Carolina, 2002 (23)

### Randy Walker — 6

163 vs. Toledo, 1975 (27)  
160 vs. Ohio, 1973 (38)  
147 at Kentucky, 1974 (32)  
136 vs. Marshall, 1974 (23)  
123 at Ohio, 1974 (24)  
103 vs. Eastern Michigan, 1974 (28)

### Brandon Murphy — 6

184 vs. Akron, 2005 (26)  
173 at Eastern Michigan, 2005 (33)  
172 at Kent State, 2005 (31)  
138 at Northern Illinois, 2005 (25)  
123 at Ball State, 2007 (19)  
120 vs. Cincinnati, 2005 (27)

### Thomas Merriweather — 5

182 vs. Temple, 2010 (22)  
141 vs. Akron, 2010 (17)  
133 vs. Temple, 2008 (26)  
105 vs. Eastern Michigan, 2010 (15)  
100 vs. Middle Tennessee, 2010 (27)

### Cleveland Dickerson — 4

159 vs. Western Michigan, 1968 (31)  
105 vs. Cincinnati, 1968 (20)  
103 at Toledo, 1968 (15)  
100 vs. Toledo, 1969 (28)

### Dave Thelen — 4

166 vs. Ohio, 1957 (14)  
126 at Bowling Green, 1957 (24)  
110 vs. Kent State, 1956 (19)  
106 vs. Xavier, 1957 (16)

### Chris Alexander — 4

210 vs. Bowling Green, 1989 (27)  
134 vs. Toledo, 1988 (31)  
122 vs. Cincinnati, 1988 (21)  
105 vs. Ohio, 1989 (21)

### Tirrel Burton — 4

124 vs. Toledo, 1955 (10)  
122 vs. Xavier, 1955 (10)  
115 vs. Western Michigan, 1953 (9)  
102 at Dayton, 1955 (12)

### James Bailey — 3

131 vs. Wichita, 1950 (15)  
131 at Wichita, 1952 (15)  
108 vs. Arizona State, 1950 (21)

### Cory Jones — 3

125 vs. Syracuse, 2007 (12)  
124 vs. Buffalo, 2007 (19)  
103, at Ohio, 2007 (25)

### Kent Thompson — 3

112 vs. Ohio, 1968 (14)  
107 at Marshall, 1968 (9)  
100 at Western Michigan, 1969 (26)

### Alonzo Smith — 3

207 vs. Ball State, 2018 (18)  
164 at Bowling Green, 2018 (19)  
109 at UMass, 2015 (26)

### Kenny Young — 3

125 vs. Buffalo, 2017 (18)  
118 at Bowling Green, 2016 (8)  
113 vs. Bowling Green, 2017 (19)

### Jerry Beckrest — 2

122 at Western Reserve, 1950 (9)  
111 at Xavier, 1949 (4)

### Paul Drennan — 2

116 vs. Ball State, 1979 (15)  
112 vs. Central Michigan, 1980 (19)

### Robert Glover — 2

128 at Xavier, 1968 (23)  
103 at Tulane, 1967 (25)

### Joseph Kozar — 2

123 at Western Michigan, 1966 (15)  
118 vs. Toledo, 1965 (26)

### John Moore — 2

112 vs. Villanova, 1960 (14)  
108 at Toledo, 1960 (11)

### George Scott — 2

122 vs. Toledo, 1956 (6)  
104 at Western Michigan, 1958 (7)

### Mike Smith — 2

118 at Colorado State, 2003 (15)  
105 at Kent State, 2003 (20)

### JR Taylor — 2

127 at Bowling Green, 2008 (18)  
113 vs. Kent State, 2008 (20)

### Scott Tyler — 2

139 vs. Marshall, 1963 (12)  
103 vs. Cincinnati, 1963 (15)

### Chuck Varner — 2

135 at Bowling Green, 1973 (17)  
113 at South Carolina, 1974 (17)

### Harold Williams — 2

122 vs. Kent State, 1958 (17)  
108 at Marshall, 1958 (6)

### Zac Dysert — 2

108 at Akron, 2012 (14)  
107 vs. Kent State, 2009 (17)

### Jaylon Bester — 2

128 vs. Akron (21)  
107 vs. Buffalo (24)

### One Game Each

100 by Justin Semmes vs. Akron, 2011 (24)  
105 by Jamire Westbrook vs. Massachusetts, 2012 (17)  
100 by Andre Bratton vs. Ohio, 2008 (17)  
124 by Austin Sykes vs. Bowling Green, 2007 (17)  
113 by Jimmy Murray at Ohio, 2005 (23)  
105 by Mike Bath at Ohio State, 2000 (11)  
105 by Kevin Ellerbe vs. Eastern Michigan, 1991 (24)  
101 by Mondo Costello vs. Ohio, 1987 (14)  
110 by Phil Palcic at Kent State, 1982 (21)  
137 by Jeff Feicht at Kent State, 1977 (33)  
105 by Larry Fortner at Dayton, 1976 (14)  
129 by Chris Brockmeyer vs. Kent State, 1972 (29)  
155 by Ken Watson at Cincinnati, 1971 (20)  
120 by Ed Maloney vs. Marshall, 1969 (10)  
123 by James Shaw at Bowling Green, 1967 (9)  
133 by Don Wade at Cincinnati, 1967 (34)  
113 by Don Peddie vs. Kent State, 1964 (22)  
135 by Tom Longworth vs. Toledo, 1963 (26)  
102 by Bill Triplett at Western Michigan, 1961 (12)  
127 by Curtis Gentry vs. Marshall, 1957 (7)  
172 by Tom Troxell at Marshall, 1955 (9)  
107 by John Zachary vs. Toledo, 1952 (9)  
107 by Dick Hunter at Bowling Green, 1952 (11)  
133 by George Acus vs. Western Reserve, 1949 (7)  
171 by Keyon Mozee at Northwest, 2022 (21)  
148 by Tyre Shelton at Kent State, 2019 (14)




## Annual Leaders

### RUSHING (BASED ON YARDS)

Year	Player	Att.	Yds.	Avg.
1948.....	Paul Shoults*	87	624	7.2
1949.....	John Pont*	128	977	7.6
1950.....	Jim Bailey*	72	627	8.7
1951.....	John Pont*	131	883	6.7
1952.....	Tom Pagna*	155	1064	6.9
1953.....	Tom Pagna*	107	706	6.6
1954.....	Bob Wallace	71	411	5.8
1955.....	Tirrel Burton	82	722	8.8
1956.....	Dave Thelen	103	635	6.1
1957.....	Dave Thelen*	115	755	6.6
1958.....	Harold Williams	87	566	6.5
1959.....	David Gilbert	55	332	6.0
1960.....	John Moore	94	616	6.5
1961.....	Bill Triplett	145	648	4.5
1962.....	Scott Tyler	77	538	7.0
1963.....	Tom Longworth	173	642	3.7
1964.....	Don Peddie	162	691	4.3
1965.....	Al Moore	155	677	4.4
1966.....	Joe Kozar	178	633	3.6
1967.....	Al Moore	135	717	5.3
1968.....	Cleve Dickerson	161	736	4.6
1969.....	Cleve Dickerson	169	622	3.7
1970.....	Tim Fortney	265	1063	4.0
1971.....	Bob Hitchens	271	1192	4.3
1972.....	Bob Hitchens*	326	1370	4.2
1973.....	Bob Hitchens	176	591	3.4
1974.....	Randy Walker	214	873	4.1
1975.....	Rob Carpenter	235	1082	4.3
1976.....	Rob Carpenter	240	1064	4.4
1977.....	Mark Hunter	170	809	4.8
1978.....	Mark Hunter	210	1046	5.0
1979.....	Paul Drennan	128	503	3.9
1980.....	Greg Jones*	201	952	4.7
1981.....	Greg Jones	253	1134	4.5
1982.....	Jay Peterson	271	1250	4.3
1983.....	Jay Peterson	224	842	3.8
1984.....	George Swarn	269	1281	4.8
1985.....	George Swarn*	309	1511	4.9
1986.....	George Swarn	251	1112	4.4
1987.....	Jon Gist	117	429	3.7
1988.....	Chris Alexander	164	816	5.0
1989.....	Chris Alexander	126	551	4.4
1990.....	Terry Carter	197	858	4.4
1991.....	Kevin Ellerbe	184	708	3.8
1992.....	Deland McCullough*	227	1026	4.5
1993.....	Deland McCullough	174	612	3.5
1994.....	Deland McCullough	227	1103	4.9
1995.....	Deland McCullough	321	1627	5.1
1996.....	Ty King	247	1065	4.3
1997.....	Travis Prentice	296	1549	5.2
1998.....	Travis Prentice*	365	1787	4.9
1999.....	Travis Prentice*	354	1659	4.7
2000.....	Steve Little	189	986	5.2
2001.....	Steve Little	135	587	4.3
2002.....	Luke Clemens	223	1009	4.5
2003.....	Cal Murray Jr.	186	1030	5.5
2004.....	Luke Clemens	213	899	4.2
2005.....	Brandon Murphy	226	1070	4.7
2006.....	Andre Bratton	63	285	4.5
2007.....	Cory Jones	107	483	4.5
2008.....	Thomas Merriweather	140	547	3.9
2009.....	Thomas Merriweather	105	291	2.8
2010.....	Thomas Merriweather	176	921	5.2
2011.....	Erik Finklea	92	328	3.6
2012.....	Jamire Westbrook	92	361	3.9
2013.....	Austin Gearing	145	478	3.3
2014.....	Dawan Scott	74	384	5.2
2015.....	Alonzo Smith	124	498	4.0
2016.....	Alonzo Smith	163	709	4.3
2017.....	Kenny Young	145	781	5.4
2018.....	Alonzo Smith	141	746	4.6
2019.....	Jaylon Bester	171	741	4.3
2020.....	Zach Kahn	18	92	5.1
2021.....	Keyon Mozee	122	556	4.6
2022.....	Aveon Smith	123	553	4.5

### PASSING (BASED ON YARDS)

Year	Player	Att.	Cmp.	Yds.
1948.....	Mel Olix	105	47	939
1949.....	Mel Olix	145	67	837
1950.....	Norbert Wirkowski*	111	53	1004
1951.....	Jim Root	122	67	894
1952.....	Jim Root	109	63	1056
1953.....	Dick Hunter	62	30	626
1954.....	Dick Hunter	78	45	529
1955.....	Tom Dimitroff	64	31	579
1956.....	Tom Dimitroff	69	27	349
1957.....	Ernie Jarvis	35	13	197
1958.....	Nick Mourouzis	32	14	191
1959.....	Thomas Kilmurray	79	42	454
1960.....	Jack Gayheart	87	34	441
1961.....	Jack Gayheart	77	34	551
1962.....	Ernie Kellermann	133	61	856
1963.....	Ernie Kellermann*	134	68	895
1964.....	Ernie Kellermann	149	88	1260
1965.....	Bruce Matte*	146	70	1016
1966.....	Bruce Matte	111	60	845
1967.....	Kent Thompson	106	38	460
1968.....	Kent Thompson	159	76	970
1969.....	Jim Bengala	187	101	1276
1970.....	Jim Bengala	236	107	1265
1971.....	Stu Showalter	109	43	464
1972.....	Steve Williams	93	49	676
1973.....	Steve Sanna	149	76	927
1974.....	Steve Sanna	106	60	724
1975.....	Sherman Smith	123	54	592
1976.....	Larry Fortner	202	88	1219
1977.....	Larry Fortner	186	109	1473
1978.....	Larry Fortner	166	80	975
1979.....	Chuck Hauck	207	97	1258
1980.....	Mark Kelly	86	41	517
1981.....	John Appold	171	80	929
1982.....	John Appold	191	104	1051
1983.....	Todd Rollins	212	110	1262
1984.....	Todd Rollins	140	77	951
1985.....	Terry Morris	202	121	1471
1986.....	Terry Morris*	308	193	2365
1987.....	Mike Bates	359	218	2218
1988.....	Chris Ondrula	219	128	1304
1989.....	Joe Napoli	342	191	1988
1990.....	Jim Clement	196	84	1184
1991.....	Jim Clement	178	81	938
1992.....	Neil Dougherty	291	148	1486
1993.....	Danny Smith	195	92	982
1994.....	Neil Dougherty	201	120	1431
1995.....	Sam Ricketts	211	108	1337
1996.....	Sam Ricketts	234	125	1333
1997.....	Sam Ricketts	324	188	2466
1998.....	Mike Bath	209	108	1500
1999.....	Mike Bath	295	138	2525
2000.....	Mike Bath	384	189	2415
2001.....	Ben Roethlisberger	381	241	3105
2002.....	Ben Roethlisberger	428	271	3238
2003.....	Ben Roethlisberger*	495	342	4486
2004.....	Josh Betts	442	267	3495
2005.....	Josh Betts	434	248	3178
2006.....	Mike Kokal	355	208	2419
2007.....	Daniel Raudabaugh	382	209	2431
2008.....	Daniel Raudabaugh	343	201	1960
2009.....	Zac Dysert	401	247	2611
2010.....	Zac Dysert	343	222	2406
2011.....	Zac Dysert	448	295	3513
2012.....	Zac Dysert	480	302	3483
2013.....	Austin Boucher	184	89	1036
2014.....	Andrew Hendrix	458	222	3280
2015.....	Billy Bahl	220	98	1409
2016.....	Gus Ragland	179	115	1537
2017.....	Gus Ragland	269	150	2032
2018.....	Gus Ragland	226	371	2547
2019.....	Brett Gabbert	175	316	2411
2020.....	Brett Gabbert	35	23	384
2021.....	Brett Gabbert	178	299	2648
2022.....	Aveon Smith	108	219	1299




Bates




Little




Erisman



Fortner



Hitchens



Palija

# Records


## Annual Leaders

### RECEIVING (BASED ON YARDS)


Year	Player	Rec.	Yds.	Avg.
1948	Hal Paul	12	238	19.8
1949	Dick Ulrich	26	393	15.1
1950	Dick Ulrich	22	401	18.2
1951	Clive Rush*	32	398	12.4
1952	Clive Rush	17	298	17.5
1953	Jay Ansel	13	184	14.2
1954	Bill Mallory	13	197	15.2
1955	Presby Bliss	12	218	18.2
1956	Charles Brockmeyer	5	60	12.0
1957	Harold Williams	9	118	13.1
1958	David Gilbert	6	65	10.8
1959	Howie Millisor	11	132	12.0
1960	Howie Millisor	17	261	15.4
1961	Robert Jencks	20	359	18.0
1962	Robert Jencks	26	426	16.4
1963	Jack Himebauch	15	226	15.1
1964	Jack Himebauch	27	379	14.0
1965	John Erisman	32	433	13.5
1966	John Erisman*	41	600	14.6
1967	Gary Arthur	14	145	10.4
1968	Mike Palija	22	334	15.2
1969	Mike Palija	43	567	13.2
1970	Mike Palija	41	639	15.6
1971	John Viher	24	251	10.5
1972	John Viher	29	414	14.3
1973	John Wiggins	27	414	15.3
1974	Larry Harper	25	352	14.1
1975	Steve Joecken	17	225	13.2
1976	Steve Joecken	23	404	17.6
1977	Paul Warth	26	450	17.3
1978	Mark Angelo	21	299	14.2
1979	Keith Dummitt	17	395	23.2
1980	Don Treadwell	30	661	22.0
1981	Don Treadwell	21	391	18.6
1982	Keith Dummitt	25	333	13.3
1983	Tom Murphy	39	610	15.6
1984	Tom Murphy	32	492	15.4
1985	George Swarn	29	430	14.8
1986	George Swarn	46	955	20.8
1987	Chris Thomas	39	574	14.7
1988	John Stofa	32	450	14.1
1989	Steve Fumi	25	426	17.0
1990	Milt Stegall	32	590	18.4
1991	Milt Stegall	45	489	10.9
1992	Jeremy Patterson	31	370	11.9
1993	Jim Clement	42	426	10.1
1994	Eric Henderson	43	560	13.0
1995	Tremayne Banks	44	733	16.7
1996	Tremayne Banks	52	617	11.9
1997	Jay Hall	54	861	15.9
1998	Trevor Gaylor	38	653	17.2
1999	Trevor Gaylor	53	1028	19.4
2000	Sly Johnson	37	620	16.8
2001	Mike Larkin	37	672	18.2
2002	Jason Branch	40	505	12.6
2003	Martin Nance*	90	1498	16.6
2004	Ryne Robinson	64	932	14.6
2005	Ryne Robinson	75	1107	14.9
2006	Ryne Robinson*	91	1178	12.9
2007	Eugene Harris	46	542	11.8
2008	Chris Givens	35	513	14.7
2009	Armand Robinson	67	788	11.8
2010	Armand Robinson	94	1062	11.3
2011	Nick Harwell	97	1425	14.7
2012	Nick Harwell	68	870	12.8
2013	Dawan Scott	28	425	15.2
2014	David Frazier	59	949	16.1
2015	Rokeem Williams	33	543	16.5
2016	James Gardner	45	750	16.7
2017	James Gardner	47	927	19.7
2018	Jack Sorenson	53	742	14.0
2019	Jack Sorenson	44	568	12.9
2020	Jack Sorenson	18	354	19.7
2021	Jack Sorenson	76	1406	18.5
2022	Mac Hippenhammer	54	769	14.2

### TOTAL OFFENSE


Year	Player	Rush	Pass	Total
1948	Mel Olix	0	939	939
1949	John Pont	977	16	993
1950	Nobby Wirkowski	-76	1235	1159
1951	John Pont	883	27	910
1952	Jim Root	84	1056	1140
1953	Tom Pagna	706	0	706
1954	Mark Hunter	38	529	567
1955	Tirrel Burton	722	0	722
1956	Tom Dimitroff	407	349	756
1957	Dave Thelen	755	0	755
1958	Harold Williams	566	0	566
1959	Thomas Kilmurray	-5	454	449
1960	John Moore	616	0	616
1961	Bill Triplett	648	0	648
1962	Ernie Kellermann	371	856	1227
1963	Ernie Kellermann	358	895	1253
1964	Ernie Kellermann	238	1260	1498
1965	Bruce Matte	374	1016	1390
1966	Bruce Matte	487	845	1332
1967	Kent Thompson	399	460	859
1968	Kent Thompson	575	970	1545
1969	Jim Bengala	-30	1276	1246
1970	Jim Bengala	-121	1265	1144
1971	Bob Hitchens	1157	0	1157
1972	Bob Hitchens	1370	0	1370
1973	Steve Sanna	-48	927	879
1974	Randy Walker	873	37	910
1975	Sherman Smith	938	592	1530
1976	Larry Fortner	196	1219	1415
1977	Larry Fortner	349	1473	1822
1978	Larry Fortner	373	975	1348
1979	Chuck Hauck	253	1258	1511
1980	Greg Jones	952	0	952
1981	Greg Jones	1134	0	1134
1982	Jay Peterson	1157	0	1157
1983	Todd Rollins	176	1262	1438
1984	George Swarn	1282	0	1282
1985	George Swarn	1511	0	1511
1986	Terry Morris	-65	2365	2300
1987	Mike Bates	-157	2218	2061
1988	Chris Ondrula	-97	1304	1207
1989	Joe Napoli	-236	1988	1752
1990	Jim Clement	326	1184	1510
1991	Jim Clement	239	938	1177
1992	Neil Dougherty	-1	1486	1485
1993	Danny Smith	-26	982	956
1994	Neil Dougherty	-9	1431	1422
1995	Deland McCullough	1627	0	1627
1996	Sam Ricketts	17	1333	1350
1997	Sam Ricketts	273	2466	2739
1998	Travis Prentice	1787	0	1787
1999	Mike Bath	-86	2525	2439
2000	Mike Bath	279	2415	2694
2001	Ben Roethlisberger	189	3105	3294
2002	Ben Roethlisberger	-54	3238	3184
2003	Ben Roethlisberger	111	4486	4597
2004	Josh Betts	86	3495	3581
2005	Josh Betts	-61	3178	3117
2006	Mike Kokal	277	2419	2696
2007	Daniel Raudabaugh	27	2431	2458
2008	Daniel Raudabaugh	-22	1960	1938
2009	Zac Dysert	256	2611	2869
2010	Zac Dysert	27	2406	2433
2011	Zac Dysert	115	3513	3628
2012	Zac Dysert	265	3483	3748
2013	Austin Boucher	76	1036	1112
2014	Andrew Hendrix	324	3280	3604
2015	Billy Bahl	-70	1409	1339
2016	Gus Ragland	202	1537	1739
2017	Gus Ragland	135	2032	2167
2018	Gus Ragland	214	2547	2761
2019	Brett Gabbert	72	2411	2483
2020	Brett Gabbert	58	384	442
2021	Brett Gabbert	151	2648	2799
2022	Aveon Smith	553	1299	1352



Banks



Hunter




Bengala



Pagna




Thelen




Treadwell

## Annual Leaders


### ALL-PURPOSE (RUSHING-RECEIVING-RETURN)



Clark




G. Jones




J. Peterson



Dickerson



Adams



A. Moore

Year	Player	Total
1949	John Pont	1605
1950	John Pont	983
1951	John Pont	1511
1952	Tom Pagna	1486
1953	Tom Pagna	1059
1954	Robert Wallace	757
1955	Tirrel Burton	1178
1956	Dave Thelen	831
1957	Dave Thelen	864
1958	George Scott	758
1959	David Gilbert	421
1960	John Moore	1026
1961	Bill Triplett	661
1962	Scott Tyler	844
1963	Scott Tyler	917
1964	Don Peddie	948
1965	Al Moore	1084
1966	Joseph Kozar	657
1967	Al Moore	1058
1968	Robert Glover	939
1969	Cleveland Dickerson	644
1970	Tim Fortney	1240
1971	Bob Hitchens	1180
1972	Bob Hitchens	1449
1973	Chuck Varner	715
1974	Randy Walker	878
1975	Rob Carpenter	1035
1976	Rob Carpenter	1241
1977	Mark Hunter	1282
1978	Mark Hunter	1466
1979	Mark Hunter	832
1980	Don Treadwell	1261
1981	Greg Jones	1248
1982	Jay Peterson	1369
1983	Jay Peterson	1041
1984	George Swarn	1616
1985	George Swarn	1952
1986	George Swarn	1624
1987	Andy Schillinger	689
1988	Chris Alexander	933
1989	Chris Alexander	806
1990	Milt Stegall	1195
1991	Milt Stegall	897
1992	Deland McCullough	1129
1993	Deland McCullough	717
1994	Deland McCullough	1284
1995	Deland McCullough	1724
1996	Tremayne Banks	1646
1997	Travis Prentice	1687
1998	Travis Prentice	1894
1999	Travis Prentice*	1929
2000	Steve Little	1018
2001	Eddie Tillitz	839
2002	Luke Clemens	1343
2003	Martin Nance	1498
2004	Ryne Robinson	1605
2005	Ryne Robinson	1528
2006	Ryne Robinson	1364
2007	Jamal Rogers	1221
2008	Jamal Rogers	993
2009	Jamal Rogers	937
2010	Armand Robinson	1112
2011	Nick Harwell	1449
2012	Dawan Scott	1190
2013	Dawan Scott	798
2014	David Frazier	1023
2015	Maurice Thomas	690
2016	Maurice Thomas	919
2017	Kenny Young	1175
2018	Maurice Thomas	934
2019	Maurice Thomas	1202
2020	Jack Sorenson	354
2021	Jack Sorenson	1406
2022	Mac Hippenhammer	769

### SCORING

Year	Player	Pts.	TD	XP	FG
1948	Paul Shoults*	66	11	0	0
1949	John Pont*	54	9	0	0
1950	Jim Bailey	66	11	0	0
1951	John Pont	66	11	0	0
1952	Tom Pagna*	78	13	0	0
1953	Tom Pagna*	67	10	7	0
1954	Bob Wallace	36	6	0	0
	Tirrel Burton	36	6	0	0
1955	Tirrel Burton*	84	14	0	0
1956	Dave Thelen	36	6	0	0
1957	Dave Thelen	54	9	0	0
1958	Harold Williams	56	9	1	0
1959	Bill Miller	26	4	1	0
	Bill Triplett	26	4	1	0
1960	John Moore*	48	8	0	0
1961	Robert Jencks*	50	5	13	2
1962	Robert Jencks*	84	6	24	8
1963	Tom Longworth*	60	10	0	0
1964	Joseph Kozar	42	7	0	0
1965	Joseph Kozar	62	10	1	0
1966	John Erisman	56	9	1	0
1967	Al Moore	46	4	18	1
1968	Kent Thompson	42	7	0	0
1969	Cleveland Dickerson*	60	10	0	0
1970	Tim Fortney	60	10	0	0
1971	Bob Hitchens	78	13	0	0
1972	Bob Hitchens*	90	15	0	0
1973	Dave Draudt	62	0	20	14
1974	Rob Carpenter	78	13	0	0
1975	Rob Carpenter	66	11	0	0
	Sherman Smith	66	11	0	0
1976	Larry Fortner	30	5	0	0
1977	Kaiser Holman	44	7	1	0
1978	Mark Hunter	66	11	0	0
1979	Mark Hunter	54	9	0	0
1980	Greg Jones*	54	9	0	0
1981	Greg Jones	54	9	0	0
1982	Mike Kiebach	49	0	22	9
1983	Mike Kiebach	48	0	15	11
1984	Gary Gussman	61	0	16	15
1985	George Swarn	96	16	0	0
1986	Tom Graham	90	15	0	0
1987	Gary Gussman	76	0	16	20
1988	Chris Alexander	42	7	0	0
1989	Darryl Zehnder	31	0	10	7
1990	Bryan Lucas	46	0	22	8
1991	Jeremy Patterson	38	6	1	0
1992	Chad Seitz	60	0	18	14
1993	Deland McCullough	48	8	0	0
1994	Chad Seitz	62	0	29	11
1995	Deland McCullough	88	14	0	2
1996	Travis Prentice	72	12	0	0
1997	Travis Prentice	150	25	0	0
1998	Travis Prentice*	120	20	0	0
1999	Travis Prentice*	126	21	0	0
2000	Andy Brumbergs	66	0	30	12
2001	Steve Little	60	10	0	0
2002	Luke Clemens	102	17	0	0
2003	Mike Smith	108	18	0	0
2004	Luke Clemens	90	15	0	0
2005	Todd Soderquist	100	0	43	19
2006	Ryne Robinson	54	9	0	0
2007	Nathan Parseghian	57	0	18	13
2008	Nathan Parseghian	83	0	23	20
2009	Trevor Cook	37	0	16	7
2010	Thomas Merriweather	78	13	0	0
2011	Nick Harwell	54	9	0	0
2012	Kaleb Patterson	68	0	23	15
2013	Kaleb Patterson	33	0	12	7
2014	Kaleb Patterson	58	0	31	9
2015	Kaleb Patterson	46	0	22	8
2016	Nick Dowd	60	0	30	10
2017	Sam Sloman	71	0	35	12
2018	Sam Sloman	71	0	41	10
2019	Sam Sloman	112	0	34	26
2020	Jack Sorenson	30	5	0	0
2021	Graham Nicholson	81	0	36	45
2022	Graham Nicholson	80	0	26	18



# Records


## Annual Leaders

### KICKOFF RETURNS (BASED ON TOTAL NUMBER)

Year	Player	No.	Yds.	Avg
1949	John Pont*	13	385	29.6
1950	John Pont	7	199	28.4
1951	John Pont*	14	304	21.7
1952	Tom Pagna	9	210	23.3
1953	Bob Bronston	4	91	22.8
1954	Bob Wallace	8	178	22.3
1955	Tirrel Burton	3	68	22.7
1956	Dave Thelen	3	115	38.3
1957	Curt Gentry*	8	185	23.1
1958	George Scott	8	229	28.6
1959	Dave Bernard	4	96	24.0
1960	John Moore*	12	318	26.5
1961	Walt Jacobs	6	131	21.8
1962	Scott Tyler	8	123	15.4
1963	Scott Tyler	11	198	18.0
1964	Don Peddie	8	181	22.6
1965	Al Moore*	13	329	25.3
1966	Al Moore	7	163	23.3
1967	Al Moore*	10	308	30.8
1968	Bob Glover	9	170	18.9
1969	Dick Adams*	10	242	24.2
1970	Dick Adams*	15	366	24.4
1971	Tim Raybuck	10	233	23.3
1972	Larry Harper	11	262	23.8
1973	Larry Harper	5	190	38.0
1974	Pete Rome	5	116	23.2
1975	Randy Walker	13	326	25.1
1976	Mark Hunter	18	441	24.5
1977	Alvin Hall	15	364	24.3
1978	Mark Hunter*	11	283	25.7
1979	Mark Hunter	12	240	20.0
1980	Don Treadwell*	24	599	25.0
1981	Don Treadwell	22	470	21.4
1982	Mike Haffey	14	351	25.1
1983	George Swarn	12	245	20.4
1984	John Caldwell	15	269	17.9
1985	Andy Schillinger	16	305	19.1
1986	Chris Thomas*	17	441	25.9
1987	Maurice Nelson	23	479	20.8
1988	Milt Stegall	26	523	20.1
1989	Lydell Willis	13	249	19.2
1990	Milt Stegall*	18	497	27.6
1991	Milt Stegall*	11	320	29.1
1992	Ron Carpenter	13	318	24.5
1993	Ernest Perry	21	492	23.4
1994	Eric Henderson	20	498	24.9
1995	Eric Henderson	17	309	18.2
1996	Tremayne Banks	19	518	27.3
1997	DeMarrio Jones	20	522	26.1
1998	DeMarrio Jones	14	363	25.9
1999	Steve Little	14	311	22.2
2000	Milt Bowen	32	706	22.1
2001	Milt Bowen	22	508	23.1
2002	Milt Bowen	27	592	21.9
2003	Darrell Hunter	12	198	16.5
2004	Korey Kirkpatrick	18	468	26.0
2005	Ryan Redd	12	296	24.7
2006	Andre Bratton	15	294	19.6
2007	Jamal Rogers	43	973	22.6
2008	Jamal Rogers	28	581	20.8
2009	Jamal Rogers	22	396	18.0
2010	DeMarco Paine	34	673	19.8
2011	Dayonne Nunley	16	368	23.0
2012	Dawan Scott	15	259	17.3
2013	JJ Greenwood	17	303	17.8
2014	Fred McRae	18	378	21.0
2015	Maurice Thomas	27	467	17.3
2016	Maurice Thomas	23	556	24.2
2017	Jaylon Bester	16	327	20.4
2018	Maurice Thomas	25	667	26.7
2019	Maurice Thomas	33	737	22.3
2020	Jalen Walker	2	29	14.5
2021	Jalen Walker	10	197	19.7
2022	Jalen Walker	9	169	18.8

### PUNT RETURNS (BASED ON TOTAL YARDS)


Year	Player	No.	Yds.	Avg
1949	John Pont	4	110	27.5
1950	George Acus*	4	130	32.5
1951	Carmen Cozza*	7	128	18.3
1952	Joe Powers*	13	103	7.9
1953	Tom Pagna*	13	205	15.8
1954	Bob Wallace	4	93	23.3
1955	Tirrel Burton*	14	216	15.4
1956	Jerry Ippoliti	9	90	10.0
1957	Curt Gentry	4	87	21.8
1958	Dave Gilbert	7	131	18.7
1959	Walt Jacobs	5	50	10.0
1960	Vic Ippolito	4	29	7.3
1961	Walt Jacobs*	8	142	17.8
1962	Bill Neumeier*	11	187	17.0
1963	Bill Neumeier	10	66	6.6
1964	Bruce Matte	11	53	4.8
1965	Jim Shaw	16	212	13.3
1966	Jim Shaw	13	187	14.4
1967	Bill Leftwich	22	292	13.3
1968	Dick Boron	12	99	8.3
1969	Dick Adams*	26	280	10.8
1970	Dick Adams*	55	578	10.5
1971	Tim Raybuck	30	273	9.1
1972	Dan Rebsch	10	49	4.9
1973	Dan Rebsch	29	191	6.6
1974	John McVay*	30	265	8.8
1975	Jeff Feicht	12	58	4.8
1976	Jeff Feicht	14	66	4.7
1977	Kirk Springs	8	64	8.0
1978	Kirk Springs	18	109	6.1
1979	Mark Hunter	3	18	6.0
1980	Jay Peterson	13	33	2.5
1981	Jay Peterson	16	99	6.2
1982	Mike Haffey	15	78	5.2
1983	Kevin Ziegman	8	70	8.8
1984	Kevin Ziegman	24	137	5.7
1985	Jack Arthur	30	220	7.3
1986	Jack Arthur	10	70	7.0
1987	Armando Costello	9	78	8.7
1988	Bob Clark	12	69	5.8
1989	Bob Clark	27	197	7.3
1990	Bob Clark	28	223	8.0
1991	Lakumba Wallace	31	183	5.9
1992	Lakumba Wallace	23	144	6.3
1993	David Thomas	25	206	8.2
1994	David Thomas	18	161	8.9
1995	Tremayne Banks	18	240	13.3
1996	Tremayne Banks	29	395	13.6
1997	Nod Washington	13	191	14.7
1998	Ty Buxton	28	174	6.2
1999	Ty Buxton	18	108	6.0
2000	Eddie Tillitz	37	450	12.2
2001	Eddie Tillitz	25	269	10.8
2002	Eddie Tillitz	28	206	7.4
2003	Ryne Robinson*	38	654	17.2
2004	Ryne Robinson	39	547	14.0
2005	Ryne Robinson	26	301	11.6
2006	Ryne Robinson	18	175	9.7
2007	Eugene Harris	30	279	9.3
2008	Eugene Harris	20	183	9.1
2009	Dustin Woods	5	50	8.3
2010	DeMarco Paine	15	109	7.3
2011	Chris Givens	7	29	4.1
2012	Andy Cruse	3	11	3.7
2013	Fred McRae	12	110	9.2
2014	David Frazer	10	69	6.9
2015	Jared Murphy	6	52	8.7
2016	Jared Murphy	6	18	3.0
2017	Jared Murphy	6	37	6.2
2018	Kenny Young	5	22	4.4
2019	Maurice Thomas	19	239	12.6
2020	Jalen Walker	5	50	10.0
2021	Jalen Walker	10	80	8.0
2022	Jalen Walker	16	127	7.9




C. Thomas




Spicer




Konrad



Cohen



D. Thomas




D. Williams




## Annual Leaders

### INTERCEPTIONS (BASED ON TOTAL NUMBER)


Year	Player	No.	Yds.	Avg
1958	Tom Jennell*	3	43	14.3
1959	Bob Peet	2	24	12.0
	Tom Kilmurray	2	20	10.0
1960	Vic Ippolito	3	67	22.3
1961	Lowell Caylor*	4	49	12.3
1962	Scott Tyler*	5	81	16.2
1963	Ernie Bremer	3	121	40.3
1964	Bob Van Osdol	3	20	6.7
1965	Ernie Bremer	3	124	41.3
1966	Dick Boron	5	76	15.2
	Bob Thomas	5	15	3.0
1967	Bob Smith	5	102	20.4
1968	Dick Boron*	6	57	9.5
1969	Dick Adams*	7	87	12.4
1970	Dick Adams	7	67	9.6
1971	Tom Van Deusen	4	69	17.3
1972	Denny Costello	7	52	7.4
1973	Joe Spicer*	7	64	9.1
1974	Pete Rome	4	92	23.0
1975	Bob Young	3	24	8.0
1976	Bob Young	2	8	4.0
1977	Jeff Buchanan	3	44	14.7
	Pat McDermott	3	13	4.3
1978	Kirk Springs	4	48	12.0
1979	Alvin Hall	3	13	4.3
1980	Dave Williams	4	74	18.5
	Joe Pequignot	4	3	0.8
1981	Dave Williams	5	68	13.6
1982	Dave Williams	5	118	23.6
1983	Ron Brinson	4	13	3.3
1984	Kevin Ziegman	3	38	12.7
1985	Troy White	5	71	14.2
1986	Troy White	6	59	9.8
	Sheldon White	6	30	5.0
1987	Jim Harnett	3	12	4.0
1988	Scott Barnett	2	26	13.0
	Mike Wilson	2	1	0.5
1989	Scott Barnett	6	37	6.2
1990	Ron Carpenter*	7	164	23.4
1991	Ron Carpenter*	9	197	28.1
1992	Shean Williams	3	14	4.7
1993	David Thomas*	6	63	10.5
1994	David Thomas	3	87	29.0
	David Wilson	3	80	26.7
1995	Cleon Plummer	5	121	24.2
	Jamie Taylor	5	11	2.2
1996	J. Baker	3	33	11.0
1997	Jamie Taylor	3	48	16.0
1998	J. Baker	4	219	54.8
	Dustin Cohen	4	149	37.3
1999	Dustin Cohen	3	12	4.0
	Mike Yeager	3	4	1.3
2000	DeMarrio Jones	4	38	9.5
2001	Milt Bowen	2	0	0.0
	Rod Clark	2	31	15.5
	Matt Robillard	2	28	14.0
2002	Milt Bowen	6	38	6.3
2003	John Busing	5	93	18.6
2004	Matt Pusateri	2	18	9.0
	Darrell Hunter	2	0	0.0
2005	Frank Wiwo	4	6	1.5
2006	Joey Hudson*	5	48	9.6
2007	Robbie Wilson, Jeff Thompson	2	0	0
	Joey Hudson	2	50	25.0
2008	Robbie Wilson	3	23	7.7
2009	Brandon Stephens	2	12	6.0
2010	Evan Harris	6	137	22.8
	Dayonne Nunley	6	56	9.3
2011	Dayonne Nunley	3	5	1.6
2012	Brison Burris	3	6	2.0
	Pat Hinkel	3	49	16.3
	Dayonne Nunley	3	5	1.7
2013	Heath Harding	3	0	0.0
2014	Quinten Rollins	7	35	5.0
2015	Brison Burris	4	88	22.0
2016	Heath Harding	4	0	0.0
	De'Andre Montgomery	4	56	14.0
2017	Josh Allen	3	49	16.3
2018	Brad Koenig	3	13	4.3
2019	Travion Banks	5	26	5.2
2020	Emmanuel Rugamba	1	62	62.0
2021	John Saunders	3	66	22.0
2022	Jacquez Warren	2	66	33.0
	John Saunders	2	7	3.5
	Yahsyn McKee	2	18	9.0




Kiebach




Colleran




Zupanic



Robillard



Baker



J. Williams

### PUNTING (BASED ON TOTAL YARDS)

Year	Player	No.	Yds.	Avg
1948	Bill Stoner*	24	869	36.2
1949	Jack Bickel	36	1225	34.0
1950	Clive Rush	33	1118	33.9
1951	Clive Rush	46	1555	33.8
1952	Clive Rush	14	530	37.9
1953	Dick Hunter	12	456	38.0
1954	Dick Hunter	15	593	39.5
1955	Tom Dimitroff	24	817	34.0
1956	Tom Dimitroff	33	1130	34.2
1957	Sebastian LaSpina	12	419	34.9
1958	George Scott	14	474	33.9
1959	Tom Kilmurray	33	983	29.8
1960	Vic Ippolito	37	1231	33.3
1961	Vic Ippolito	42	1428	34.0
1962	Vic Ippolito	41	1410	34.4
1963	Bill Neumeier	25	887	35.5
1964	John Erisman	32	1167	36.5
1965	John Erisman	34	1270	37.4
1966	John Erisman	43	1519	35.3
1967	Jim Shaw	59	2247	38.1
1968	Dick Adams	39	1312	33.6
1969	Dick Adams	58	2034	35.1
1970	Dick Adams	62	2461	39.7
1971	David Graham	46	1819	39.5
1972	John Roudebush	32	1155	36.1
1973	Chuck Varner	29	1134	39.1
1974	Jeff Rowlands*	46	1848	40.2
1975	Mike Smith	53	1962	37.0
1976	Jeff Rowlands	63	2592	41.1
1977	Jeff Rowlands	61	2247	36.8
1978	Jeff Rowlands	38	1515	39.9
1979	Jim Finley	67	2532	37.8
1980	Cris Larsen	43	1500	34.9
1981	Steve Bumpass	76	2887	38.0
1982	Steve Bumpass	72	2627	36.5
1983	Steve Bumpass	64	2615	40.9
1984	Doug Kolesar	55	2159	39.3
1985	Doug Kolesar	57	2185	38.3
1986	Doug Kolesar	54	1892	35.0
1987	Chuck Konrad*	54	2157	39.9
1988	Chuck Konrad	51	1966	38.5
1989	Chris Ondrula	80	2948	36.9
1990	Chris Ondrula	37	1286	34.8
1991	Gary Layton	49	1817	37.1
1992	Gary Layton	71	2961	41.7
1993	Gary Layton*	65	2743	42.2
1994	Gary Layton*	55	2477	45.0
1995	Jason Cheney	55	2248	40.9
1996	Jason Cheney	64	2688	42.0
1997	Kent McCullough	41	1739	42.4
1998	Kent McCullough	62	2558	41.3
1999	Kent McCullough	73	2788	38.2
2000	Kent McCullough	56	2344	41.9
2001	Mike Wafzig	59	2276	38.6
2002	Mike Wafzig	40	1666	41.7
2003	Mike Wafzig	32	1316	41.1
2004	Mike Wafzig	54	2287	42.4
2005	Jake Richardson	46	1766	38.4
2006	Jake Richardson	58	2383	41.1
2007	Jake Richardson	68	3063	45.0
2008	Jake Richardson	52	2360	45.4
2009	Chris DiCesare	48	1866	38.9
2010	Zac Murphy	59	2305	39.1
2011	Zac Murphy	56	2189	39.1
2012	Zac Murphy	57	2309	40.5
2013	Zac Murphy	79	3682	46.6
2014	Christian Koch	65	2606	40.1
2015	Christian Koch	82	3145	38.4
2016	Kyle Kramer	30	1252	41.7
2017	Kyle Kramer	64	2595	40.5
2018	Kyle Kramer	65	2725	41.9
2019	Kyle Kramer	75	3252	43.4
2020	Dom Dzioban	15	640	42.7
2021	Dom Dzioban	52	2047	39.4
2022	Dom Dzioban	74	3136	42.4

# Records

## Annual Leaders

### FIELD GOALS (BASED ON ATTEMPTS)

Year	Player	FG	FGA	Pct.
1968	Don Wade	2	4	.500
1969	Archie Strimel	7	12	.583
1970	Archie Strimel	4	10	.400
1971	Dale Wernecke	3	6	.500
1972	Dave Graham	8	14	.571
1973	Dave Draudt*	14	27	.519
1974	Dave Draudt	8	21	.381
1975	Fred Johnson	4	15	.267
1976	Norm Trowbridge	4	9	.444
1977	Fred Johnson	3	7	.429
1978	Jeff Rowlands	6	10	.600
1979	Mario Geise	1	3	.333
	Jeff Stone	1	1	1.000
1980	Jeff Stone	2	7	.286
1981	Mike Kiebach*	11	18	.611
1982	Mike Kiebach	9	15	.600
1983	Mike Kiebach	11	15	.733
1984	Gary Gussman	15	24	.625
1985	Gary Gussman	18	26	.692
1986	Gary Gussman	15	19	.789
1987	Gary Gussman*	20	25	.800
1988	Chuck Konrad	9	15	.600
1989	Darryl Zehnder	7	8	.875
1990	Bryan Lucas	8	12	.667
1991	Bryan Lucas	4	7	.571
1992	Chad Seitz	14	18	.778
1993	Chad Seitz	10	11	.909
1994	Chad Seitz	11	17	.647
1995	Chad Seitz	12	21	.571
1996	John Scott	10	12	.833
1997	John Scott	9	14	.643
1998	John Scott	10	13	.769
1999	Andy Brumbergs	9	13	.692
2000	Andy Brumbergs	12	17	.706
2001	Jared Parseghian	6	10	.600
2002	Jared Parseghian	14	14	1.000
2003	Jared Parseghian	5	9	.667
2004	Jared Parseghian	10	12	.833
2005	Todd Soderquist*	19	27	.704
2006	Trevor Cook	10	13	.769
2007	Nathan Parseghian	13	20	.650
2008	Nathan Parseghian	20	23	.870
2009	Trevor Cook	7	12	.583
2010	Trevor Cook	16	23	.696
2011	Mason Krynsinski	2	6	.333
2012	Kaleb Patterson	15	18	.833
2013	Kaleb Patterson	7	11	.636
2014	Kaleb Patterson	9	13	.692
2015	Kaleb Patterson	8	11	.727
2016	Nick Dowd	10	13	.769
2017	Sam Sloman	12	16	.750
2018	Sam Sloman	10	13	.769
2019	Sam Sloman	26	30	.867
2020	Henry Beckett	3	4	.750
2021	Graham Nicholson	15	20	.750
2022	Graham Nicholson	18	23	.783



Coniglio



M. Johnson




Mullins



Hudson



Busing



Pusateri

## Annual Leaders

### TACKLES

Year	Player	Solo	Asst.	Total
1967	Bob Babich	109	55	164
1968	Bob Babich	97	55	152
1969	Don Wade	66	102	168
1970	Marc Smith	87	136	223
1971	Marc Smith	74	100	174
1972	Mike Monos	72	84	156
1973	Mike Monos	107	103	210
1974	Brad Cousino*	105	90	195
1975	Mark Hatgas	69	113	182
1976	Jack Glowik	91	69	160
1977	Jack Glowik	111	74	185
1978	Joe Farais	109	80	189
1979	Kent McCormick	80	82	162
1980	Kent McCormick	62	97	159
1981	Kevin Carlin	75	62	137
1982	Tim Colleran	84	48	132
1983	Tim Colleran	74	76	150
1984	Tim Colleran	114	68	182
1985	Pete Mather	78	58	136
1986	Pete Mather	53	48	101
1987	Jeff Anderson	80	60	140
1988	David lafolla	78	52	130
1989	Bennie Caldwell	43	42	85
1990	Curt McMillan	84	58	142
1991	Curt McMillan*	96	108	204
1992	Curt McMillan	88	85	173
1993	Johnnie Williams	102	67	169
1994	Johnnie Williams	91	67	158
1995	Johnnie Williams	71	63	134
1996	Dee Osborne	66	64	130
1997	Dustin Cohen	65	55	120
1998	Dustin Cohen	76	70	146
1999	Dustin Cohen	86	52	138
2000	Brandon Godsey	63	44	107
2001	Terrell Jones	67	57	124
2002	Matt Pusateri	85	40	125
2003	Matt Pusateri	89	52	141
2004	Matt Pusateri	66	31	97
2005	John Busing	53	44	97
2006	Joey Hudson	54	43	97
2007	Clayton Mullins*	69	74	143
2008	Joey Hudson	63	46	109
2009	Jerrell Wedge	46	68	114
2010	Jerrell Wedge	38	63	101
2011	Anthony Kokal	49	42	91
2012	Chris Wade	75	53	128
2013	Kent Kern	54	44	98
2014	Heath Harding	74	24	98
2015	Kent Kern	44	38	82
2016	Tony Reid	56	42	98
2017	Brad Koenig	65	38	103
2018	Brad Koenig	61	40	101
2019	Ryan McWood	51	48	99
2020	Ryan McWood	14	20	34
2021	Ivan Pace	60	65	125
2022	Ryan McWood	51	84	135

2000	Ryan Terry	11	29
2001	Matt Robillard	13	30
2002	Matt Robillard	17	73
2003	Phil Smith	23	93
2004	Marcus Johnson	13	72
2005	John Glavin	9.5	25
2006	Joey Hudson	10	31
2007	Clayton Mullins	13.5	51
2008	Clayton Mullins	10	52
2009	Jerrell Wedge*	18.5	101
2010	Jerrell Wedge	15.0	50
2011	Jason Semmes	9.5	34
2012	Chris Wade	8	16
2013	Bryson Albright	11.5	35
2014	JT Jones	8.5	27
2015	JT Jones	14.5	71
2016	JT Jones	12.5	51
2017	Brad Koenig	10.5	34
2018	Brad Koenig	12.0	35
2019	Kameron Butler	14.5	62
2020	Kameron Butler	3.5	15
2021	Kameron Butler	14.0	60
2022	Brian Ugwa	11.0	51

### QUARTERBACK SACKS (BASED ON TOTAL NUMBER)

Year	Player	No.	Yds.
1984	Steve Dailey	4	27
1985	Pete Mather	6	35
	Andrew Marlatt	6	19
1986	Dave Brown	13	73
1987	Andrew Marlatt	3	28
	Dave Wiener	3	23
1988	David lafolla	5	21
1989	Jon Wauford	9	69
1990	Jon Wauford	14	102
1991	Andy Howard	10	70
1992	Curt McMillan	13	57
1993	Mike McCreanor	5	23
1994	Jason Phillips	8	64
1995	JoJuan Armour	7	39
1996	JoJuan Armour	7	40
1997	JoJuan Armour	7	54
1998	Joe Lyman	4	40
	JoJuan Armour	4	27
1999	Dustin Cohen	9	50
	Andy Aracri	9	46
2000	Brian Potter	7.5	35
2001	Bob Petrovic	6.0	47
2002	Matt Edwards	10	61
2003	Phil Smith	9.5	63
2004	Marcus Johnson	7.5	62
2005	Craig Mester	5.5	43
2006	Joe Coniglio	5	35
2007	Joe Coniglio	6.5	42
2008	Joe Coniglio	4	34
2009	Jerrell Wedge	5.5	54
2010	Jason Semmes	6.0	37
2011	Jason Semmes	4.5	21
2012	Jason Semmes	4.0	43
2013	Bryson Albright	5.0	17
2014	Bryson Albright	6.0	32
2015	JT Jones	10.0	59
2016	JT Jones	6.5	42
2017	Doug Costin	5.0	32
2018	Doug Costin	6.0	24
2019	Ivan Pace	7.0	53
2020	Kameron Butler	2.5	13
2021	Lonnie Phelps	9.5	73
2022	Corey Suttle	6.0	41

\* Led Mid-American Conference

### TACKLES FOR LOSS (BASED ON NUMBER)

Year	Player	No.	Yds.
1973	Brad Cousino*	32	154
1974	Brad Cousino*	23	100
1975	Mel Edwards*	19	103
1976	Jack Glowik	10	34
1977	Jack Glowik	19	47
	Greg Sullivan	19	126
1978	Greg Sullivan	14	104
1979	John McCafferty*	17	86
1980	John Zupancic*	20	82
1981	John Zupancic*	19	113
1982	Brian Pillman	25	119
1983	Brian Pillman*	40	150
1984	Steve Dailey	15	83
1985	Andrew Marlatt	21	69
1986	Dave Brown	17	83
1987	Andrew Marlatt	12	60
1988	Bob Getz	13	48
1989	Andy Howard	14	45
1990	Jon Wauford*	22	136
	Scott Frazier*	22	120
1991	Jon Wauford	17	61
1992	Curt McMillan	21	78
1993	Jason Michelson	12	43
	Chris Allen	12	39
1994	Johnnie Williams*	19	96
1995	JoJuan Armour	12	49
1996	JoJuan Armour	16	61
1997	JoJuan Armour	24	121
1998	JoJuan Armour	16	66
1999	Andy Aracri*	23	86




# Records

## Annual Season Totals


Year	Total Offense			Scoring			Avg.
	Plays	Yds.	Y/G	PF	Avg.	PA	
1949	592	3420	380.0	251	27.9	163	18.1
1950	635	4203	420.3	356	35.6	100	10.0
1951	625	3250	325.0	225	22.5	159	15.9
1952	638	3947	438.6	284	31.6	108	12.0
1953	549	3466	385.1	327	36.3	52	5.8
1954	560	3276	364.0	294	32.7	82	9.1
1955	507	3143	349.2	226	25.1	47	5.2
1956	566	2734	303.8	159	17.7	90	10.0
1957	505	2391	298.9	163	18.1	137	15.2
1958	563	2704	300.4	193	21.4	96	10.7
1959	646	2701	300.1	158	17.6	94	10.4
1960	528	2514	251.4	139	13.9	159	15.9
1961	605	2486	248.6	153	15.3	115	11.5
1962	644	3168	316.8	220	22.0	126	12.6
1963	642	3011	301.1	208	20.8	178	17.8
1964	657	3095	309.5	209	20.9	142	14.2
1965	693	3087	308.7	247	24.7	137	13.7
1966	654	2923	292.3	229	22.9	76	7.6
1967	715	2713	271.3	181	18.1	114	11.4
1968	808	3628	362.8	240	24.0	99	9.9
1969	766	3541	354.1	231	23.1	139	13.9
1970	779	3170	317.0	187	18.7	112	11.2
1971	746	3080	308.0	207	20.7	117	11.7
1972	812	3660	366.0	232	23.2	116	11.6
1973	747	3036	303.6	207	20.7	69	6.9
1974	765	3541	354.1	282	28.2	76	7.6
1975	850	3757	341.5	286	26.0	134	12.2
1976	804	3389	308.1	160	14.5	208	18.9
1977	871	3954	359.5	262	23.8	173	23.8
1978	734	3436	312.4	228	20.7	161	14.6
1979	717	3319	301.7	223	20.3	142	20.3
1980	748	3504	318.5	241	21.9	192	17.5
1981	755	3270	297.3	199	18.1	154	14.0
1982	728	3196	290.5	195	17.7	121	11.0
1983	757	3017	274.3	152	13.8	189	17.2
1984	710	3363	305.7	175	15.9	221	20.1
1985	727	3757	341.5	266	24.2	211	19.2
1986	783	4013	364.8	339	30.8	191	17.4
1987	775	3184	289.5	180	16.4	235	21.4
1988	695	3014	282.2	167	15.2	361	32.8
1989	733	2847	258.8	122	11.1	262	23.8
1990	720	3254	295.8	200	18.2	225	20.5
1991	753	3134	284.9	214	19.5	140	12.7
1992	791	3238	294.4	210	19.1	204	18.5
1993	719	2943	267.5	186	16.9	248	22.5
1994	768	4115	374.1	262	23.8	260	23.6
1995	793	3986	362.4	326	29.6	165	15.0
1996	737	3496	317.8	273	24.8	168	15.3
1997	827	4876	443.3	412	37.5	226	20.6
1998	770	4226	384.2	317	28.8	142	12.9
1999	797	4882	443.8	335	30.5	264	24.0
2000	815	4258	387.1	272	24.7	286	26.0
2001	839	4794	399.5	319	26.6	309	25.8
2002	897	4863	405.2	384	32.0	329	27.1
2003	1053	7016	501.1	602	43.0	272	19.4
2004	913	5196	399.7	407	31.3	298	22.9
2005	857	4682	425.6	371	33.7	258	23.5
2006	806	3819	318.2	222	18.5	308	25.3
2007	932	4769	366.8	250	19.2	333	25.6
2008	837	3902	325.2	221	18.4	392	32.7
2009	886	4122	343.5	187	15.6	410	34.2
2010	941	4928	352.0	302	21.6	325	23.2
2011	834	4475	372.9	256	21.3	275	22.9
2012	834	4623	385.2	280	23.3	419	34.9
2013	737	2710	225.8	117	9.8	428	35.7
2014	826	4504	375.3	268	22.3	382	31.8
2015	802	4058	338.2	215	17.9	384	32.0
2016	842	4770	366.9	297	22.8	309	23.8
2017	831	4615	384.6	293	24.4	289	24.1
2018	818	4464	372.0	337	28.1	306	25.5
2019	870	4328	309.1	338	24.1	394	28.1
2020	185	1096	365.3	86	28.7	80	26.7
2021	879	5540	426.2	376	28.9	300	23.1
2022	822	3973	305.6	263	20.2	294	22.6



Miami's 1955 team boasted the most dominant defense in Miami football history, surrendering just 47 points and a paltry 5.2 points per game through nine games. The Ara Parseghian-coached team, which went 9-0 and won the MAC Championship, blanked four opponents and allowed just two foes to score more than once.



In 1977, a Dick Crum-coached Miami team went 10-1 and captured the MAC Championship. On the season, the team ran a then-program record 871 plays from scrimmage, which stood until 2002, and rolled up 3,954 yards total offense, a record that stood until 1986.




Miami's 2003 MAC Championship team, coached by Terry Hoepfner, crushed the program's previous standards for offense, averaging a whopping 501.1 yards of total offense and 43.0 points per game. The RedHawks' 7,016 yards of total offense for the season crushed the previous record by 2,134 yards. Miami's totals for total offense, scoring and passing yardage were also all MAC records.




## Annual Season Totals

Year	Rushing					Passing						
	Att.	Yds.	Avg.	Y/G	TD	Att.	Cmp.	Pct.	Yds.	Y/G	Y/C	TD
1949	402	2246	5.5	249.6	21	190	85	.447	1174	130.4	13.8	14
1950	440	2391	5.4	239.1	31	195	101	.518	1812	181.2	17.9	19
1951	441	1984	4.5	198.4	18	184	90	.489	1266	126.6	14.1	11
1952	504	2801	5.5	311.2	27	134	80	.597	1226	136.2	15.3	13
1953	439	2450	5.6	272.2	32	110	52	.472	1016	112.9	19.5	17
1954	447	2441	5.5	271.2	32	113	59	.522	835	92.8	14.2	12
1955	430	2507	5.8	278.6	27	77	35	.455	636	70.7	18.2	7
1956	488	2312	4.7	256.9	18	78	30	.385	422	46.9	14.1	5
1957	432	2038	4.7	254.8	24	73	28	.384	353	44.1	12.6	1
1958	493	2355	4.8	261.7	24	70	29	.414	349	38.8	12.0	4
1959	504	1972	3.9	219.1	18	142	64	.451	729	81.0	11.4	5
1960	488	2356	4.8	235.6	12	112	43	.384	556	55.6	12.9	6
1961	487	1695	3.5	169.5	14	117	48	.410	791	79.1	16.5	8
1962	496	2262	4.6	226.2	21	148	65	.439	906	90.6	13.9	7
1963	498	2039	4.1	203.9	21	144	71	.493	972	97.2	13.7	9
1964	507	1827	3.6	182.7	21	150	89	.593	1268	126.8	14.2	8
1965	547	2071	3.8	207.1	24	146	70	.479	1016	101.6	14.5	11
1966	541	2047	3.8	204.7	20	113	61	.539	876	87.6	14.4	11
1967	608	2253	3.8	225.3	24	107	38	.355	460	46.0	12.1	2
1968	625	2550	4.1	255.0	20	183	86	.470	1078	107.8	12.5	7
1969	533	1882	3.5	188.2	21	233	123	.528	1659	165.9	13.5	9
1970	519	1781	3.4	178.1	17	260	116	.446	1389	138.9	12.0	8
1971	609	2404	3.9	240.4	26	137	57	.416	676	67.6	11.9	2
1972	683	2806	4.1	280.6	25	129	61	.472	854	85.4	14.0	5
1973	557	1968	3.5	196.8	18	190	91	.468	1068	106.8	11.7	6
1974	612	2565	4.2	256.5	29	153	84	.549	979	97.9	11.7	8
1975	714	3109	4.4	282.6	34	136	61	.449	648	58.9	10.6	5
1976	557	1880	3.4	170.9	11	247	110	.445	1509	137.2	13.7	10
1977	676	2450	3.6	222.7	22	195	112	.574	1504	136.7	13.4	15
1978	564	2396	4.2	217.8	23	170	81	.476	1040	94.5	12.8	6
1979	500	1972	3.9	179.3	25	217	100	.461	1347	122.5	13.5	5
1980	551	2179	4.0	198.1	21	197	87	.442	1325	120.5	15.2	11
1981	544	2120	3.9	192.7	17	211	91	.431	1150	104.5	12.6	6
1982	489	1862	3.8	169.3	15	239	129	.540	1334	121.3	10.3	7
1983	494	1497	3.0	136.1	10	263	137	.520	1520	138.2	11.1	7
1984	502	1983	4.0	180.3	11	208	117	.563	1380	125.5	11.8	11
1985	468	1999	4.3	181.7	19	259	149	.575	1758	159.8	11.8	8
1986	463	1615	3.5	146.8	20	320	195	.609	2398	218.0	12.3	19
1987	376	862	2.3	78.4	7	399	238	.596	2322	211.1	9.8	8
1988	379	1231	3.2	111.9	11	316	179	.566	1873	170.3	10.5	7
1989	361	761	2.1	69.2	5	372	206	.554	2086	189.6	10.1	7
1990	487	1858	3.8	168.9	9	233	102	.438	1396	126.9	13.7	9
1991	508	1760	3.5	160.0	10	245	120	.490	1374	124.9	11.5	12
1992	494	1724	3.5	156.7	13	297	150	.505	1514	137.6	10.1	7
1993	398	1282	3.2	116.5	9	321	162	.505	1661	151.0	10.3	11
1994	450	1918	4.3	174.4	15	318	184	.579	2197	199.7	11.9	16
1995	504	2261	4.5	205.5	21	289	144	.498	1725	156.8	12.0	17
1996	455	1891	4.2	171.9	20	282	152	.539	1605	145.9	10.6	12
1997	482	2285	4.7	207.7	33	345	202	.586	2591	235.5	12.8	16
1998	545	2659	4.6	225.5	24	225	116	.516	1567	142.5	13.5	12
1999	468	2075	3.5	146.9	18	329	153	.465	2807	255.2	18.3	25
2000	405	1704	4.2	154.9	17	410	200	.488	2554	232.2	12.8	15
2001	447	1609	3.6	134.1	15	392	246	.628	3185	265.4	12.9	25
2002	451	1532	3.4	127.7	23	446	278	.623	3331	274.1	12.0	25
2003	518	2244	4.3	160.3	36	535	363	.679	4772	340.9	13.1	38
2004	453	1561	3.4	120.1	25	460	277	.602	3635	279.6	13.1	24
2005	412	1474	3.6	134.0	15	445	254	.571	3208	291.6	12.6	27
2006	368	1040	2.7	86.7	11	420	241	.574	2779	231.6	11.5	15
2007	448	1669	3.8	130.7	14	484	265	.547	3070	236.2	11.6	13
2008	376	1287	3.4	107.2	10	461	265	.575	2615	217.9	9.9	10
2009	352	841	2.4	70.1	9	534	317	.594	3281	273.4	10.4	15
2010	438	1376	3.1	98.3	14	503	323	.642	3552	253.7	11.0	19
2011	375	886	2.4	73.8	11	459	301	.656	3589	299.1	11.9	24
2012	339	1039	3.1	86.6	7	495	311	.628	3584	298.7	11.5	26
2013	451	1219	2.7	101.6	5	286	131	.458	1491	124.2	11.4	8
2014	358	1171	3.3	97.6	11	468	226	.483	3333	277.8	14.7	23
2015	428	1556	3.6	129.7	7	374	177	.473	2502	208.5	14.1	18
2016	484	1772	3.7	136.3	9	358	212	.592	2998	230.6	14.1	27
2017	444	1763	4.0	146.9	12	387	211	.545	2852	237.7	13.5	24
2018	442	1917	4.3	159.8	25	376	226	.601	2547	212.3	11.3	17
2019	533	1833	3.4	130.9	22	337	183	.543	2495	178.2	13.6	11
2020	100	426	3.8	127.0	2	85	47	.553	715	238.3	15.2	8
2021	452	1919	4.2	147.6	15	427	247	.579	3621	278.5	14.7	32
2022	483	1821	3.8	140.1	14	339	184	.543	2152	165.5	11.7	15



In 1952, Tom Pagna spearheaded a vaunted Miami ground game that averaged a program record 311.2 yards per contest. Pagna averaged 118.2 yards a game that season as Miami went 8-1.



In 1986, Terry Morris led Miami to its 13th MAC Championship by guiding the most efficient passing attack in program history at that time. As a team, Miami completed 195-of-320 passes for a .609 completion percentage. Morris boasted a .627 completion rate on his own. Since then, Miami quarterback Ben Roethlisberger shattered the record with a 69.1 completion rate in 2003.


# Records

## Annual Season Totals


Year	GP	Total Defense		Turnovers Forced		
		Yards	Y/G	INT	FUM	TOs
1949	9	2,442	271.3	20	-	-
1950	10	2,136	213.6	20	-	-
1951	10	2,928	292.8	8	-	-
1952	9	1,926	214.0	19	-	-
1953	9	1,617	179.7	17	-	-
1954	9	1,492	165.8	14	-	-
1955	9	1,993	221.4	16	-	-
1956	9	1,759	195.4	9	-	-
1957	9	2,163	240.3	11	-	-
1958	9	1,990	221.1	15	-	-
1959	9	1,806	200.7	8	-	-
1960	10	2,436	243.6	9	17	26
1961	10	2,099	209.9	9	14	23
1962	11	2,594	235.8	14	15	29
1963	10	2,772	277.2	11	13	24
1964	10	2,467	246.7	9	13	22
1965	10	2,088	208.8	9	12	21
1966	10	2,277	227.7	18	7	25
1967	10	2,260	226.0	13	12	25
1968	10	2,324	232.4	18	18	36
1969	10	2,363	236.3	19	16	35
1970	10	1,929	192.9	14	12	26
1971	10	1,893	189.3	13	13	26
1972	10	2,276	227.6	20	22	42
1973	11	1,774	161.3	19	16	35
1974	11	2,190	199.1	12	7	19
1975	12	2,353	196.1	8	20	28
1976	11	3,540	321.8	5	9	14
1977	11	3,105	282.3	11	16	27
1978	11	3,062	278.4	15	17	32
1979	11	2,929	266.3	8	16	24
1980	11	3,494	317.6	14	13	27
1981	11	2,930	266.4	16	9	25
1982	11	3,361	305.5	19	14	33
1983	11	3,575	325.0	13	21	34
1984	11	3,845	349.5	11	12	23
1985	11	3,549	322.6	20	10	30
1986	12	3,735	311.3	21	23	44
1987	11	3,973	361.2	9	19	28
1988	11	4,532	412.0	7	11	18
1989	11	3,616	328.7	12	15	27
1990	11	3,036	276.0	15	10	25
1991	11	2,980	270.9	21	11	32
1992	11	3,667	333.4	13	17	30
1993	11	3,925	356.8	20	10	30
1994	11	3,892	353.8	11	8	19
1995	11	2,768	251.6	22	10	32
1996	11	3,377	307.0	11	12	23
1997	11	3,374	306.7	11	14	25
1998	11	3,301	300.1	13	7	20
1999	11	4,117	374.3	14	13	27
2000	11	4,455	405.0	12	6	18
2001	12	4,202	350.2	11	6	17
2002	12	4,952	412.7	13	14	27
2003	14	4,776	341.1	21	18	39
2004	13	4,404	338.8	9	11	20
2005	11	3,821	347.4	20	15	35
2006	12	3,981	331.8	14	8	22
2007	13	4,880	375.4	11	9	20
2008	12	4,746	395.5	6	9	15
2009	12	4,528	377.3	6	15	21
2010	14	4,735	338.2	21	13	34
2011	12	4,364	363.7	10	10	20
2012	12	5,612	467.7	12	2	14
2013	12	5,811	484.2	10	9	19
2014	12	5,211	434.2	11	11	22
2015	12	4,855	404.6	10	7	17
2016	13	4,590	353.1	14	7	21
2017	12	4,411	367.6	11	6	17
2018	12	4,418	368.2	5	8	13
2019	14	5,347	381.9	11	9	20
2020	3	1,181	393.7	2	0	2
2021	13	4,790	368.5	9	8	17
2022	13	4,850	373.1	11	11	22



Miami's 1973 team restricted its opponents to a meager 161.3 yards of total offense per game on the way to a MAC Championship and the first of three Tangerine Bowl victories. The team blanked three opponents over the course of an 11-game season and allowed just 1.8 yards per rush.



In 1986, Miami forced a whopping 44 turnovers, including a program-best 23 fumbles, on the way to a MAC Championship and a berth in the California Bowl. The team, which also totaled 21 interceptions, forced an average of 3.7 turnovers per game.




Miami's 1995 team intercepted a program-record 22 passes and was the last Miami defensive unit to allow under 300 yards of total offense per game. The 251.6 yards allowed per game is the lowest by a Miami defense in the last 30 years.




## Annual Season Totals

Year	Rushing Defense				Pass Defense				
	Att.	Yds	Avg.	Y/G	Att.	Cmp.	Yds	Yds/C	Yds/G
1949	551	1,947	3.5	216.3	127	39	495	12.7	55.0
1950	435	1,199	2.8	119.9	165	64	937	14.6	93.7
1951	-	1,854	-	185.4	184	88	1,074	12.2	107.4
1952	-	1,179	-	131.0	135	55	747	13.6	83.0
1953	-	864	-	96.0	144	57	753	13.2	83.7
1954	-	883	-	98.1	138	45	609	13.5	67.7
1955	-	1,169	-	129.9	141	61	824	13.5	91.6
1956	392	990	2.5	110.0	-	-	769	-	85.4
1957	443	1,447	3.3	160.8	133	57	716	12.6	79.6
1958	379	1,133	3.0	125.9	149	56	857	15.3	95.2
1959	343	918	2.7	102.0	168	69	888	12.9	98.7
1960	446	1,527	3.4	152.7	168	73	909	12.5	90.9
1961	441	1,337	3.0	133.7	143	61	762	12.5	76.2
1962	416	1,385	3.3	125.9	233	84	1,209	14.4	109.9
1963	419	1,837	4.4	183.7	141	64	935	14.6	93.5
1964	406	1,416	3.5	141.6	138	75	1,051	14.0	105.1
1965	393	898	2.3	89.8	171	93	1,190	12.8	119.0
1966	392	944	2.4	94.4	239	113	1,333	11.8	133.3
1967	416	1,244	3.0	124.4	170	74	1,016	13.7	101.6
1968	359	775	2.2	77.5	273	127	1,549	12.2	154.9
1969	410	858	2.1	85.8	245	118	1,505	12.8	150.5
1970	504	1,054	2.1	105.4	192	85	875	10.3	87.5
1971	408	953	2.3	95.3	211	92	940	10.2	94.0
1972	365	961	2.6	96.1	231	104	1,315	12.6	131.5
1973	424	770	1.8	70.0	221	86	1,004	11.7	91.3
1974	454	1,153	2.5	104.8	186	82	1,037	12.6	94.3
1975	462	947	2.0	78.9	216	94	1,406	15.0	117.2
1976	605	2,231	3.7	202.8	176	89	1,309	14.7	119.0
1977	549	1,835	3.3	166.8	208	92	1,270	13.8	115.5
1978	593	2,023	3.4	183.9	213	84	1,039	12.4	94.5
1979	552	1,497	2.7	136.1	247	128	1,432	11.2	130.2
1980	577	1,996	3.5	181.5	247	125	1,498	12.0	136.2
1981	481	1,281	2.7	116.5	281	146	1,649	11.3	149.9
1982	447	1,115	2.5	101.4	334	195	2,246	11.5	204.2
1983	496	1,581	3.2	143.7	284	164	1,994	12.2	181.3
1984	482	2,000	4.1	181.8	306	178	1,845	10.4	167.7
1985	489	1,488	3.0	135.3	313	161	2,061	12.8	187.4
1986	483	1,646	3.4	137.2	307	176	2,089	11.9	174.1
1987	466	1,727	3.7	157.0	315	176	2,246	12.8	204.2
1988	579	2,620	4.5	238.2	220	149	1,912	12.8	173.8
1989	528	1,852	3.5	168.4	264	138	1,764	12.8	160.4
1990	519	1,709	3.3	155.4	244	106	1,327	12.5	120.6
1991	447	1,209	2.7	109.9	300	143	1,771	12.4	161.0
1992	482	1,836	3.8	166.9	274	142	1,831	12.9	166.5
1993	554	2,016	3.6	183.3	293	150	1,909	12.7	173.5
1994	491	2,040	4.2	185.5	275	138	1,852	13.4	168.4
1995	435	1,220	2.8	110.9	303	138	1,548	11.2	140.7
1996	526	2,054	3.9	186.7	260	104	1,323	12.7	120.3
1997	474	1,640	3.5	149.1	271	137	1,734	12.7	157.6
1998	470	1,642	3.5	149.3	298	142	1,659	11.7	150.8
1999	530	1,856	3.5	168.7	353	170	2,261	13.3	205.5
2000	505	2,344	4.6	213.1	302	162	2,111	13.0	191.9
2001	449	1,707	3.8	142.3	393	210	2,495	11.9	207.9
2002	393	1,676	4.3	139.7	424	251	3,276	13.1	273.0
2003	456	1,563	3.4	111.6	481	252	3,213	12.8	229.5
2004	480	1,601	3.3	123.2	414	236	2,803	11.9	215.6
2005	374	1,535	4.1	139.5	368	215	2,286	10.6	207.8
2006	437	2,081	4.8	173.4	275	163	1,900	11.7	158.3
2007	522	2,191	4.2	168.5	413	248	2,689	10.8	206.8
2008	459	2,500	5.4	208.3	297	185	2,246	12.1	187.2
2009	459	2,243	4.9	186.9	318	184	2,285	12.4	190.4
2010	448	2,276	4.0	127.6	424	241	2,949	12.2	210.6
2011	485	2,022	4.2	168.5	344	200	2,342	11.7	195.2
2012	529	2,893	5.5	241.1	356	217	2,719	12.5	226.6
2013	528	2,680	5.1	223.3	387	254	3,131	12.3	260.9
2014	472	2,399	5.1	199.9	392	242	2,812	11.6	234.3
2015	488	2,027	4.2	168.9	375	231	2,828	12.2	235.7
2016	468	1,875	4.0	144.2	408	238	2,715	11.4	208.8
2017	449	2,001	4.5	166.8	365	192	2,410	12.6	200.8
2018	479	1,916	4.0	159.7	364	212	2,502	11.8	208.5
2019	578	2,418	4.2	172.7	436	259	2,929	11.3	209.2
2020	109	467	3.5	126.0	86	52	803	15.4	267.7
2021	482	1,897	3.9	145.9	383	235	2,893	12.3	222.5
2022	452	1,767	3.9	135.9	445	273	3,083	11.3	237.2



Two-time MAC Defensive Player of the Year Curt McMillan helped Miami allow just 2.7 yards per rush in 1991—the last time it allowed less than 3.0 yards per rush.



Brad Cousino was a two-time MAC Defensive Player of the Year in 1973 and 1974, as Miami's defense allowed just 180.1 yards of total offense per game over a two-year span.

# Records

## Season Openers

### Overall Record: 81-46-6 (.632)

1888.....Cincinnati .....	T.....	0-0	1935.....Eastern Kentucky .....	W.....	33-7	1983.....at South Carolina* .....	L.....	3-24
1889.....at Cincinnati .....	W.....	34-0	1936.....DePauw .....	W.....	14-6	1984.....at Western Michigan .....	L.....	13-17
1891.....at Ohio Wesleyan .....	L.....	0-104	1937.....Alma .....	W.....	27-0	1985.....at Ball State .....	W.....	17-13
1892.....at Earlham .....	L.....	0-12	1938.....Alma .....	W.....	51-0	1986.....Ball State .....	W.....	45-7
1893.....Cincinnati .....	W.....	24-6	1939.....Mt. Union .....	W.....	7-0	1987.....at Central Michigan .....	W.....	15-6
1894.....at Hamilton AC .....	W.....	18-0	1940.....Ball State .....	T.....	0-0	1988.....at Eastern Michigan* .....	L.....	17-24
1895.....at Cincinnati .....	W.....	12-0	1941.....Hanover .....	W.....	53-0	1989.....at Purdue .....	L.....	10-27
1896.....at Cincinnati .....	W.....	6-4	1942.....Centre .....	W.....	28-6	1990.....at North Carolina .....	L.....	0-34
1897.....Cincinnati .....	L.....	0-6	1943.....at Indiana .....	T.....	7-7	1991.....Ball State .....	W.....	15-7
1898.....Cincinnati .....	L.....	0-22	1944.....vs. Bowling Green .....	W.....	28-7	1992.....at West Virginia .....	T.....	29-29
1899.....vs. Cincinnati .....	L.....	0-22	1945.....Bowling Green .....	W.....	26-0	1993.....Southwestern Louisiana .....	W.....	29-28
1900.....at Wittenberg .....	L.....	0-33	1946.....at Purdue .....	L.....	7-13	1994.....Western Michigan .....	L.....	25-28
1901.....vs. Denison .....	L.....	0-6	1947.....Murray State .....	W.....	28-12	1995.....Ball State* .....	L.....	15-17
1902.....vs. Denison .....	W.....	24-5	1948.....Marshall .....	W.....	38-6	1996.....Kent State .....	W.....	64-6
1903.....at Ohio Wesleyan .....	L.....	6-19	1949.....at Wichita .....	W.....	23-6	1997.....Ball State .....	W.....	27-10
1904.....at Ohio State .....	L.....	0-80	1950.....at Bowling Green .....	W.....	54-6	1998.....at North Carolina* .....	W.....	13-10
1905.....Hamilton AC .....	W.....	52-0	1951.....at Wichita* .....	W.....	21-13	1999.....at Northwestern .....	W.....	28-3
1906.....Georgetown (KY) .....	W.....	16-0	1952.....at Bowling Green .....	W.....	42-7	2000.....at Vanderbilt .....	W.....	33-30
1907.....Antioch .....	W.....	38-0	1953.....Bowling Green .....	W.....	47-0	2001.....at Michigan .....	L.....	13-31
1908.....Wilmington .....	W.....	34-0	1954.....at Bowling Green* .....	W.....	46-7	2002.....at North Carolina .....	W.....	27-21
1909.....Wilmington .....	W.....	35-2	1955.....at Northwestern .....	W.....	25-14	2003.....at Iowa .....	L.....	3-21
1910.....Wilmington .....	W.....	5-0	1956.....George Washington .....	L.....	6-7	2004.....Indiana State* .....	W.....	49-0
1911.....Wilmington .....	W.....	46-0	1957.....at Western Michigan .....	W.....	20-0	2005.....at Ohio State .....	L.....	14-34
1912.....Wilmington .....	W.....	30-0	1958.....Western Michigan .....	W.....	34-20	2006.....Northwestern* .....	L.....	3-21
1913.....Wilmington .....	W.....	33-0	1959.....at Western Michigan .....	W.....	21-0	2007.....Ball State* .....	W.....	14-13
1914.....Otterbein .....	W.....	40-0	1960.....at Xavier .....	L.....	6-17	2008.....Vanderbilt* .....	L.....	13-34
1915.....Ohio Northern .....	W.....	41-0	1961.....Villanova .....	L.....	0-33	2009.....Kentucky (Cincinnati) .....	L.....	0-42
1916.....Ohio Northern .....	W.....	27-0	1962.....at Xavier .....	W.....	23-14	2010.....Florida .....	L.....	12-34
1917.....Ohio Northern .....	W.....	32-0	1963.....Xavier .....	L.....	12-21	2011.....Missouri .....	L.....	6-17
1918.....Ohio Northern .....	W.....	47-0	1964.....at Xavier* .....	T.....	7-7	2012.....Ohio State .....	L.....	10-56
1919.....Kenyon .....	W.....	26-0	1965.....at Purdue .....	L.....	0-38	2013.....at Marshall .....	L.....	14-52
1920.....Xavier .....	W.....	31-0	1966.....at Indiana .....	W.....	20-10	2014.....Marshall .....	L.....	27-42
1921.....Dayton .....	W.....	55-0	1967.....at Western Michigan .....	L.....	14-24	2015.....Presbyterian .....	W.....	26-7
1922.....Alumni .....	T.....	0-0	1968.....at Xavier* .....	W.....	28-7	2016.....at Iowa .....	L.....	21-45
1923.....Georgetown (KY) .....	W.....	22-0	1969.....Xavier .....	W.....	35-7	2017.....at Marshall .....	L.....	26-31
1924.....Georgetown (KY) .....	W.....	7-0	1970.....at Xavier .....	W.....	28-7	2018.....Marshall .....	L.....	28-35
1925.....Georgetown (KY) .....	W.....	19-0	1971.....at Pacific* .....	W.....	17-10	2019.....at Iowa .....	L.....	38-14
1926.....Wilmington .....	W.....	9-0	1972.....Dayton .....	W.....	34-7	2020.....Ball State .....	W.....	38-31
1927.....Hanover .....	W.....	80-0	1973.....Dayton .....	W.....	32-0	2021.....at Cincinnati .....	L.....	14-49
1928.....Defiance .....	W.....	42-0	1974.....Eastern Michigan .....	W.....	39-0	2022.....at Kentucky .....	L.....	13-37
1929.....Earlham .....	W.....	57-0	1975.....Marshall .....	W.....	50-0			
1930.....at Indiana .....	L.....	0-14	1976.....at North Carolina .....	L.....	10-14			
1931.....at Pittsburgh .....	L.....	0-61	1977.....Dayton .....	W.....	26-23			
1932.....at Illinois .....	L.....	7-20	1978.....at Ball State .....	L.....	14-38			
1933.....at Indiana .....	L.....	0-7	1979.....Ball State .....	W.....	27-3			
1934.....Eastern Kentucky .....	W.....	19-0	1980.....Central Michigan .....	L.....	14-15			
			1981.....at William & Mary .....	W.....	33-14			
			1982.....William & Mary .....	W.....	35-17			





## Home Openers

### Overall Record: 94-33-4 (.730)

1888.....Cincinnati ..... T.....0-0	1935.....Eastern Kentucky ..... W.....33-7	1980.....Central Michigan ..... L.....14-15
1889.....Dayton AC ..... W.....14-4	1936.....DePauw ..... W.....14-6	1981.....Kent ..... W.....20-13
1891.....Hamilton AC ..... W.....38-0	1937.....Alma ..... W.....27-0	1982.....William & Mary ..... W.....35-17
1892.....Hamilton AC ..... W.....28-0	1938.....Alma ..... W.....51-0	1983.....Western Michigan ..... L.....18-20
1893.....Cincinnati ..... W.....24-6	1939.....Mt. Union ..... W.....7-0	1984.....Bowling Green ..... L.....10-41
1895.....Butler ..... W.....6-0	1940.....Ball State ..... T.....0-0	1985.....Ohio ..... W.....29-22
1896.....Earlham ..... W.....26-0	1941.....Hanover ..... W.....53-0	1986.....Ball State ..... W.....45-7
1897.....Cincinnati ..... L.....0-6	1942.....Centre ..... W.....28-6	1987.....Eastern Michigan ..... L.....17-33
1898.....Cincinnati ..... L.....0-22	1943.....Bethany ..... W.....34-12	1988.....Cincinnati ..... L.....18-34
1899.....Wittenberg ..... W.....6-0	1944.....Oberlin ..... W.....13-7	1989.....Cincinnati ..... L.....14-30
1901.....Wittenberg ..... L.....0-12	1945.....Bowling Green ..... W.....26-0	1990.....Toledo ..... L.....14-20
1902.....Earlham ..... W.....12-0	1946.....Memphis NATC ..... W.....42-0	1991.....Ball State ..... W.....15-7
1904.....Hamilton AC ..... W.....12-6	1947.....Murray State ..... W.....28-12	1992.....Cincinnati ..... W.....17-14
1905.....Hamilton AC ..... W.....52-0	1948.....Marshall ..... W.....38-6	1993.....Southwestern Louisiana ..... W.....29-28
1906.....Georgetown (KY) ..... W.....16-0	1949.....Xavier ..... L.....19-27	1994.....Western Michigan ..... L.....25-28
1907.....Antioch ..... W.....38-0	1950.....Xavier ..... L.....0-7	1995.....Ball State* ..... L.....15-17
1908.....Wilmington ..... W.....34-0	1951.....Bowling Green ..... W.....46-7	1996.....Kent State..... W.....64-6
1909.....Wilmington ..... W.....35-2	1952.....Xavier ..... W.....26-7	1997.....Ball State..... W.....27-10
1910.....Wilmington ..... W.....5-0	1953.....Bowling Green ..... W.....47-0	1998.....Toledo..... W.....28-14
1911.....Wilmington ..... W.....46-0	1954.....Xavier ..... W.....42-7	1999.....Eastern Michigan..... W.....35-21
1912.....Wilmington ..... W.....30-0	1955.....Xavier ..... W.....13-12	2000.....Kent State..... W.....45-14
1913.....Wilmington ..... W.....33-0	1956.....George Washington ..... L.....6-7	2001.....Cincinnati ..... W.....21-14
1914.....Otterbein ..... W.....40-0	1957.....Xavier ..... L.....19-39	2002.....Iowa..... L.....24-29
1915.....Ohio Northern ..... W.....41-0	1958.....Western Michigan ..... W.....34-20	2003.....Cincinnati ..... W.....42-37
1916.....Ohio Northern ..... W.....27-0	1959.....Xavier ..... W.....33-7	2004.....Indiana State* ..... W.....49-0
1917.....Ohio Northern ..... W.....32-0	1960.....Western Michigan ..... W.....15-14	2005.....Central Michigan ..... L.....37-38
1918.....Ohio Northern ..... W.....47-0	1961.....Villanova ..... L.....0-33	2006.....Northwestern* ..... L.....3-21
1919.....Kenyon ..... W.....26-0	1962.....Quantico Marines ..... W.....16-0	2007.....Cincinnati ..... L.....10-47
1920.....Xavier ..... W.....31-0	1963.....Xavier ..... L.....12-21	2008.....Vanderbilt* ..... L.....13-34
1921.....Dayton ..... W.....55-0	1964.....Western Michigan ..... W.....35-0	2009.....Cincinnati ..... L.....13-37
1922.....Alumni ..... T.....0-0	1965.....Xavier ..... L.....28-29	2010.....Eastern Michigan ..... W.....28-21
1923.....Georgetown (KY) ..... W.....22-0	1966.....Western Michigan ..... W.....26-9	2011.....Bowling Green..... L.....23-37
1924.....Georgetown (KY) ..... W.....7-0	1967.....Xavier ..... L.....6-7	2012.....Southern Illinois ..... W.....30-14
1925.....Georgetown (KY) ..... W.....19-0	1968.....Western Michigan ..... W.....28-0	2013.....Cincinnati ..... L.....0-14
1926.....Wilmington ..... W.....9-0	1969.....Xavier ..... W.....35-7	2014.....Eastern Kentucky..... L.....27-42
1927.....Hanover ..... W.....80-0	1970.....Western Michigan ..... W.....23-12	2015.....Presbyterian ..... W.....26-7
1928.....Defiance ..... W.....42-0	1971.....Marshall ..... W.....66-6	2016.....Eastern Illinois ..... L.....17-21
1929.....Earlham ..... W.....57-0	1972.....Dayton ..... W.....34-7	2017.....Austin Peay..... W.....31-10
1930.....Illinois "B" ..... T.....6-6	1973.....Dayton ..... W.....32-0	2018.....Marshall ..... L.....28-35
1931.....Ball State ..... W.....47-0	1974.....Eastern Michigan ..... W.....39-0	2019.....Tennessee Tech..... W.....48-17
1932.....DePauw ..... W.....33-13	1975.....Marshall ..... W.....50-0	2020.....Ball State..... W.....38-31
1933.....Hanover ..... W.....14-0	1976.....Ball State ..... L.....6-23	2021.....Long Island..... W.....42-7
1934.....Eastern Kentucky ..... W.....19-0	1977.....Dayton ..... W.....26-23	2022.....Robert Morris..... W.....31-14
	1978.....Central Michigan ..... L.....18-37	
	1979.....Ball State ..... W.....27-3	



# Records

## MAC Openers/Homecoming Games

### MAC OPENERS

**Overall Record: 47-27-1 (.627)**

1948	at Ohio	W	21-0
1949	Ohio	W	26-0
1950	Western Michigan	W	35-0
1951	at Western Michigan	W	34-27
1952	at Bowling Green	W	42-7
1953	Bowling Green	W	47-0
1954	at Bowling Green*	W	46-7
1955	Toledo	W	47-0
1956	Toledo	W	33-14
1957	at Western Michigan	W	20-0
1958	Western Michigan	W	34-20
1959	at Western Michigan	W	21-0
1960	Western Michigan	W	15-14
1961	at Western Michigan	L	3-6
1962	Western Michigan	W	17-7
1963	Marshall	T	14-14
1964	at Marshall*	W	21-0
1965	at Western Michigan	W	36-9
1966	Western Michigan	W	26-9
1967	at Western Michigan	L	14-24
1968	Western Michigan	W	28-0
1969	at Western Michigan	W	24-20
1970	Western Michigan	W	23-12
1971	Ohio	L	0-3
1972	Bowling Green	L	7-16
1973	Ohio	W	10-6
1974	at Ohio	W	31-3
1975	Ball State	W	35-28
1976	Ball State	L	6-23
1977	Ohio	W	28-24
1978	at Ball State	L	14-38
1979	Ball State	W	27-3
1980	Central Michigan	L	14-15
1981	at Eastern Michigan*	W	18-12
1982	Eastern Michigan	W	35-0
1983	at Bowling Green	L	14-17
1984	at Western Michigan	L	13-17
1985	at Ball State	W	17-13
1986	Ball State	W	45-7
1987	at Central Michigan	W	15-6
1988	at Eastern Michigan*	L	17-24
1989	Central Michigan	L	7-20
1990	Toledo	L	14-20
1991	Ball State	W	15-7
1992	at Ball State	L	9-19
1993	at Western Michigan	L	0-17
1994	Western Michigan	L	25-28
1995	Ball State*	L	15-17
1996	Kent	W	64-6
1997	Ball State	W	27-10
1998	Toledo	W	28-14
1999	Eastern Michigan	W	35-21
2000	at Eastern Michigan	W	34-17
2001	at Ball State	W	28-20
2002	Kent State	W	27-20
2003	Akron	W	45-20
2004	Ohio	W	40-20
2005	Central Michigan	L	37-38
2006	Kent State	L	14-16
2007	at Ball State	W	14-13
2008	Temple	L	10-28
2009	at Western Michigan	L	26-48
2010	Eastern Michigan	W	28-21
2011	Bowling Green	L	23-37
2012	Massachusetts	W	27-16

2013	Central Michigan	L	9-21
2014	at Buffalo	L	27-35
2015	at Kent State	L	14-20
2016	Ohio	L	7-17
2017	at Central Michigan	W	31-14
2018	Western Michigan	L	39-40
2019	Buffalo	W	34-20
2020	Ball State	W	38-31
2021	Central Michigan	W	28-17
2022	at Buffalo	L	20-24

### HOME COMING GAMES

**Overall Record: 64-36-4 (.635)**

1914	Denison	L	33-40
1915	Ohio Wesleyan	W	19-7
1916	Kenyon	W	66-0
1917	Ohio Wesleyan	W	20-0
1919	Ohio Wesleyan	W	13-7
1920	Kentucky	W	14-0
1922	Ohio Northern	W	6-0
1923	Oberlin	L	7-13
1924	Wooster	L	6-20
1925	Oberlin	L	7-18
1926	Ohio Wesleyan	L	7-14
1928	Ohio Wesleyan	L	0-12
1929	Oberlin	W	20-0
1930	Ohio Wesleyan	L	20-23
1931	Denison	W	19-0
1932	Ohio Wesleyan	W	26-3
1933	Georgetown (KY)	W	51-0
1934	Ohio Wesleyan	L	6-10
1935	Marshall	W	20-13
1936	Ohio	W	3-0
1937	Ohio Wesleyan	W	32-0
1938	Ohio	L	12-20
1939	Ohio Wesleyan	T	0-0
1940	Ohio	L	0-27
1941	Ohio Wesleyan	L	6-26
1942	Ohio	L	13-39
1943	Ohio Wesleyan	W	35-0
1944	DePauw	W	12-0
1945	Ohio	W	34-0
1946	Xavier	W	28-6
1947	Ohio	W	21-0
1948	Western Michigan	W	34-28
1949	Ohio	W	26-0
1950	Wichita	W	39-13
1951	Ohio	W	7-0
1952	Toledo	W	27-13
1953	Ohio	T	7-7
1954	Western Michigan	W	48-0
1955	Ohio	W	34-7
1956	Kent State	W	14-0
1957	Ohio	W	26-0
1958	Bowling Green	W	28-14
1959	Ohio	W	24-0
1960	Kent State	L	19-22
1961	Ohio	L	18-28
1962	Bowling Green	T	24-24
1963	Ohio	L	10-13
1964	Bowling Green	L	18-21
1965	Marshall	W	28-7
1966	Kent State	W	7-0
1967	Marshall	W	48-6
1968	Kent State	W	24-0
1969	Marshall	W	35-7
1970	Northern Illinois	W	48-0

1971	Ohio	L	0-3
1972	Xavier	W	25-7
1973	Ohio	W	10-6
1974	Bowling Green	W	34-10
1975	Ohio	W	17-9
1976	Bowling Green	W	9-7
1977	Ohio	W	28-24
1978	Bowling Green	W	18-7
1979	Ohio	L	7-9
1980	Bowling Green	W	7-3
1981	Ohio	W	40-14
1982	Bowling Green	W	17-12
1983	Kent State	W	27-7
1984	Toledo	L	7-10
1985	Ohio	W	29-22
1986	Bowling Green	W	24-7
1987	Bowling Green	W	17-7
1988	Western Michigan	L	18-41
1989	Bowling Green	W	17-13
1990	Ball State	W	24-10
1991	Ohio	W	34-0
1992	Central Michigan	W	16-13
1993	Ohio	L	20-22
1994	Akron	W	50-14
1995	Toledo	T	28-28
1996	Army	L	7-27
1997	Cincinnati (2OT)	L	31-34
1998	Bowling Green	W	24-12
1999	Cincinnati	L	42-52
2000	Ball State	L	10-15
2001	Western Michigan	W	25-11
2002	Northern Illinois	L	41-48
2003	Akron	W	45-20
2004	UCF*	W	43-7
2005	Central Michigan	L	37-38
2006	Northern Illinois	L	25-28
2007	Bowling Green	W	47-14
2008	Kent State	L	21-54
2009	Northern Illinois	L	22-27
2010	Ohio	L	34-13
2011	Buffalo	W	41-13
2012	Massachusetts	W	27-16
2013	Akron	L	17-24
2014	Western Michigan	L	10-41
2015	Cincinnati	L	33-37
2016	Western Kentucky	L	24-31
2017	Cincinnati	L	17-21
2018	Marshall	L	28-35
2019	Tennessee Tech	W	48-17
2020	Did not happen		
2021	Akron	W	34-21
2022	Kent State	W	27-24



## Yager Stadium Records

### RUSHING

#### Most Rushing Attempts

*Individual:* 44 by Travis Prentice vs. Ohio, 1998  
*Team:* 83 by Army, 1996  
 (Miami: 62 vs. Eastern Michigan, 1984)

#### Most Rushing Yards

*Individual:* 376 by Travis Prentice vs. Akron, 1999  
*Team:* 408 by Army, 1996  
 (Miami: 399 vs. Akron, 1999)

#### Most Rushing Touchdowns

*Individual:* 5 by Michael Turner (Northern Illinois, 2002 (Miami: 4, six times—last by Cal Murray vs. Kent State, 2000)  
*Team:* 6 vs. Kent State, 1996

### PASSING

#### Most Passes Attempted

*Individual:* 61 by Ben Roethlisberger vs. Northern Illinois, 2002  
*Team:* 61 vs. Northern Illinois, 2002

#### Most Passes Completed

*Individual:* 41 by Ben Roethlisberger vs. Northern Illinois, 2002  
*Team:* 41 vs. Northern Illinois, 2002

#### Most Passing Yards

*Individual:* 525 by Ben Roethlisberger vs. Northern Illinois, 2002  
*Team:* 525 vs. Northern Illinois, 2002

#### Most Passing Touchdowns

*Individual:* 5 by Sam Ricketts vs. Akron, 1995  
*Team:* 6 vs. Akron, 1995

### RECEIVING

#### Most Receptions

14 by Brayden Coombs vs. Buffalo, 2009  
 14 by Nick Harwell vs. WMU, 2011

#### Most Receiving Yards

219 by Nick Harwell vs. Ohio, 2010

#### Most Touchdown Receptions

4 by Andy Schillinger vs. Central Michigan, 1986  
 4 by Sam Martin vs. UMass, 2014

### SCORING

#### Most Points

*Individual:* 30 by Travis Prentice vs. Kent State, 1998  
*Team:* 65 by Miami vs. Akron, 1995

#### Most Touchdowns

*Individual:* 5 by Travis Prentice vs. Kent State, 1998  
*Team:* 9 vs. Kent State, 1996; Akron, 1995

#### Most Field Goals

4 by Zac Derr, Akron, 2001  
 4 by Nathan Parseghian vs. Ohio, 2008

#### Most Extra Points

9 by Chad Seitz vs. Akron, 1995

### PUNTING

#### Most Punts

12 by Brad Maynard, Ball State, 1995

#### Highest Punting Average

(Min. 5 punts)  
 52.4 by Zac Murphy vs. Cincinnati (2013)

#### Long

84 by Zac Murphy vs. Cincinnati, 2013

### PUNT AND KICKOFF RETURNS

#### Most Punt Returns

7 by Courtney Burton, Ohio, 1993;  
 Marcus Goodwin, Toledo, 1992

#### Most Punt Return Yards

237 by Ryne Robinson vs. Buffalo, 2003

#### Most Kickoff Returns

8 by Aaron Leeper, Buffalo, 2003

#### Most Kickoff Return Yards

37 by Maurice Thomas, Western Michigan, 2018

### INTERCEPTIONS

#### Most Interceptions

*Individual:* 3 by Sheldon White vs. Ball State, 1986  
*Team:* 6 vs. Kent State, 1992

#### Most Interception Return Yards

*Individual:* 78 by Cleon Plummer vs. Eastern Michigan, 1995 and by Ben Bennett vs. Charleston Southern, 2008  
*Team:* 93 vs. Bowling Green, 1987

### SCORING

#### Rush

96 by Ty King vs. Kent State, 1996 (t)  
 96 by Thomas Merriweather vs. Temple, 2010 (t)

#### Pass Completion

94 from Mike Bath to Sly Johnson vs. Eastern Michigan, 1999 (t)

#### Field Goal

55 by Trevor Cook vs. Toledo, 2009  
 55 by Dylan Mulder (EMU), 2015

#### Punt Return

86 by Ryne Robinson vs. Buffalo, 2003 (t)

#### Kickoff Return

96 by Milt Stegall vs. Ohio, 1991 (t); Chris Thomas vs. Ball State, 1986 (t)

#### Interception Return

76 by Brison Burris vs. Buffalo, 2015 (t)  
 (t)—touchdown



## Year-By-Year Results

**1888**  
(0-0-1)  
Coach: None paid

D 8	Cincinnati	T	0-0
-----	------------	---	-----

**1889**  
(4-0)  
Coach: None paid

N 9	at Dayton HS	W	44-0
N n/a	at Earlham	W	8-0
D 11	Dayton AC	W	14-4
D 14	at Cincinnati	W	34-0

**1890**  
No games played

**1891**  
(1-1)  
Coach: None paid

N 21	Hamilton AC	W	38-0
N 26	at Ohio Wesleyan	L	0-104

**1892**  
(2-2)  
Coach: None paid

O 21	at Earlham	L	0-12
N 11	Hamilton AC	W	28-0
N 19	vs. Cincinnati YMCA #	W	8-0
D 2	at Centre	L	6-12

**1893**  
(3-0)  
Coach: None paid

O 7	Cincinnati	W	24-6
O 28	Earlham	W	28-6
N 14	at Cincinnati	W	6-0

**1894**  
(1-2)  
Coach: None paid

O 14	at Hamilton AC	W	18-0
O 13	at Kentucky	L	6-28
O 20	at Cincinnati	L	0-6

**1895**  
(3-0)  
Coach: C.K. Fauver

O 12	at Wittenberg	W	12-4
N 9	Butler	W	6-0
N 16	at Cincinnati	W	12-0

**1896**  
(3-1)  
Coach: Ernest Merrill

O 2	at Cincinnati	W	6-4
O 15	at Dayton	W	10-0
O 17	Earlham	W	26-0
N 7	Butler	L	4-16

**1897**  
(2-4-1)  
Coach: Herbert McIntyre

O 2	vs. Dayton AC #	T	0-0
O 9	Cincinnati	L	0-6
O 17	at Earlham	W	10-0
O 23	Nashville Guards	W	10-0
N 16	at Indiana	L	6-22
N 25	at Centre	L	0-18
n/a	vs. Cincinnati #	L	6-10

**1898**  
(0-2)  
Coach: None paid

O n/a	Cincinnati	L	0-22
N 12	Dayton HS	W	6-11

**1899**  
(1-5)  
Coach: None paid

O 7	vs. Cincinnati #	L	0-22
O 14	at Vanderbilt	L	0-12
O 16	at Centre	L	12-15
O 18	at Kentucky	L	5-18
N n/a	Wittenberg	W	6-0
N n/a	Earlham	L	0-6

**1900**  
(0-2)  
Coach: Alonzo Branch

O 27	at Wittenberg	L	0-33
N 3	at Cincinnati	L	12-16

**1901**  
(1-3-1)  
Coach: Thomas Hazzard

O 5	at Earlham	T	0-0
O 12	vs. Dayton AC #	L	0-5
O 19	Wittenberg	L	0-12
N 19	Antioch	W	23-6
N 28	vs. Denison #	L	0-6

**1902**  
(5-2-1)  
Coach: Peter McPherson

O 4	at Kentucky	L	5-11
O 9	at Xavier	T	0-0
O 18	Earlham	W	12-0
O 25	at Centre	L	6-12
N 1	at Wittenberg	W	11-0
N 8	vs. Otterbein #	W	6-5
N 15	at Earlham	W	22-0
N 27	vs. Denison #	W	24-5

**1903**  
(1-4)  
Coach: Peter McPherson

O 3	at Ohio Wesleyan	L	6-19
O 10	at DePauw	L	6-11
O 17	at Cincinnati	W	15-0
O 24	at Kentucky	L	0-47
O 31	at Xavier	L	0-33

**1904**  
(1-5)  
Coach: Arthur Smith

O 1	at Ohio State	L	0-80
O 8	Hamilton AC	W	12-6
O 15	at Cincinnati	L	0-46
O 22	Butler	L	0-32
O 29	at Indiana Medics	L	0-51
N 5	at Wittenberg	L	0-68

**1905**  
(4-3)  
Coach: None paid

S 30	Hamilton AC	W	52-0
O 7	Antioch	W	9-0
O 14	at Centre	L	0-24
N 1	at Butler	L	0-17
N 11	Georgetown (KY)	W	42-0
N 18	at Wittenberg	L	0-35
N 30	at Marshall	W	35-0

**1906**  
(1-5-1)  
Coach: Arthur Parmalee

S 29	Georgetown (KY)	W	16-0
O 13	at Cincinnati	T	0-0
O 20	Wittenberg	L	0-11
O 27	at Centre	L	0-8
N 3	Marietta	L	0-6
N 17	at Earlham	L	0-11
N 24	at DePauw	L	0-19

**1907**  
(6-1)  
Coach: Amos Foster

O 5	Antioch	W	38-0
O 12	at Earlham	W	11-10
O 19	at DePauw	L	6-17
O 26	vs. Centre #	W	10-0
N 9	Otterbein	W	32-0
N 16	at Marietta	W	12-10
N 28	at Cincinnati Gym.	W	6-0

**1908**  
(7-0)  
Coach: Amos Foster

O 3	Wilmington	W	34-0
O 10	at Centre	W	6-0
O 17	at Ohio	W	5-0
O 31	at Oberlin	W	11-10

N 7	Wabash	W	6-0
N 21	Ohio Wesleyan	W	24-0
N 26	at Transylvania	W	27-0

**1909**  
(3-4)  
Coach: Harold Iddings

O 2	Wilmington	W	35-2
O 9	at Western Reserve	L	0-3
O 16	Ohio	W	45-0
O 23	Marietta	W	10-0
N 6	at St. Louis	L	0-22
N 13	at Notre Dame	L	0-46
N 25	at Cincinnati	L	6-10

**1910**  
(2-4-1)  
Coach: Harold Iddings

O 1	Wilmington	W	5-0
O 8	at Centre	L	2-12
O 22	DePauw	L	0-10
O 29	at Cincinnati	L	0-3
N 5	at Marietta	L	0-17
N 12	Wittenberg	W	19-0
N 27	at Butler	T	0-0

**1911**  
(2-4-2)  
Coach: Edwin Sweetland

S 30	Wilmington	W	46-0
O 7	at Ohio State	L	0-3
O 14	Kentucky	L	0-12
O 21	at Wittenberg	W	6-3
N 4	at Ohio Wesleyan	L	0-11
N 11	at DePauw	T	0-0
N 18	at Cincinnati	L	0-11
N 25	Western Reserve	T	5-5

**1912**  
(3-3-2)  
Coach: James Donnelly

S 28	Wilmington	W	30-0
O 5	at Wittenberg	T	0-0
O 12	at Kentucky	W	13-8
O 26	at St. Louis	L	0-35
N 2	at DePauw	L	7-23
N 9	Ohio	W	18-6
N 16	Denison	L	0-13
N 28	at Cincinnati	T	21-21

**1913**  
(6-2)  
Coach: James Donnelly

S 27	Wilmington	W	33-0
O 4	Georgetown (KY)	W	26-0
O 11	at Oberlin	L	7-48
O 25	at Denison	W	19-0
N 1	Ohio Wesleyan	W	12-0
N 8	Ohio	W	44-6
N 15	at Western Reserve	L	0-7
N 27	at Cincinnati	W	13-7

**1914**  
(5-3)  
Coach: James Donnelly

S 26	Otterbein	W	40-0
O 3	at Oberlin	W	9-0
O 10	at Ohio	L	0-6
O 24	at Mount Union	W	16-14
O 31	at Indiana	L	3-48
N 7	at Ohio Wesleyan	W	10-3
N 14	Denison	L	33-40
N 27	at Cincinnati	W	20-13

**1915**  
(6-2)  
Coach: C.J. Roberts

S 25	Ohio Northern	W	41-0
O 2	at Akron	W	23-6
O 9	at Indiana	L	0-41
O 23	at Mount Union	W	17-0
O 30	Ohio Wesleyan	W	19-7
N 6	vs. Denison #	L	0-14
N 13	Ohio	W	13-7
N 25	at Cincinnati	W	24-12



## Year-By-Year Results

**1916**

(7-0-1)

**OHIO CONFERENCE CHAMPIONS**

Coach: George Little

S 30	Ohio Northern	W	27-0
O 7	Earlham	W	58-0
O 14	at Wooster	W	10-6
O 21	Kenyon	W	66-0
N 4	vs. Denison #	T	0-0
N 11	at Ohio Wesleyan	W	9-0
N 18	Western Reserve	W	35-6
N 30	at Cincinnati	W	34-0

**1917**

(6-0-2)

**OHIO CONFERENCE CHAMPIONS**

Coach: George Rider

O 6	Ohio Northern	W	32-0
O 13	at Kentucky	T	0-0
O 20	Earlham	W	91-0
O 27	Ohio Wesleyan	W	20-0
N 3	vs. Denison #	W	13-0
N 10	at Mount Union	W	6-0
N 17	Wooster	T	0-0
N 29	at Cincinnati	W	40-0

**1918**

(5-0-1)

**OHIO CONFERENCE CHAMPIONS**

Coach: George Rider

S 28	Ohio Northern	W	47-0
N 2	Kenyon	W	62-0
N 9	at Ohio Wesleyan	W	14-7
N 16	Denison	W	20-6
N 23	Butler	W	52-0
N 28	at Cincinnati	T	0-0

*Games against Kentucky, Wooster and Wittenberg canceled due to flu epidemic.*

**1919**

(7-1)

Coach: George Little

O 4	Kenyon	W	26-0
O 11	at Case	W	7-2
O 18	Ohio Wesleyan	W	13-7
O 25	Oberlin	L	0-13
N 1	vs. Denison #	W	14-0
N 8	Ohio Northern	W	60-0
N 15	at Mount Union	W	13-10
N 28	at Cincinnati	W	14-0

**1920**

(5-2-1)

Coach: George Little

O 2	Xavier	W	31-0
O 9	Kenyon	W	41-7
O 16	Kentucky	W	14-0
O 23	at Wittenberg	L	0-17
O 30	vs. Denison #	T	7-7
N 6	at Ohio Wesleyan	W	7-0
N 17	Mount Union	W	14-0
N 25	at Cincinnati	L	0-7

**1921**

(8-0)

**OHIO CONFERENCE CHAMPIONS**

Coach: George Little

O 1	Dayton	W	55-0
O 8	Wittenberg	W	14-0
O 15	at Ohio Northern	W	27-0
O 22	Ohio Wesleyan	W	56-0
O 29	vs. Denison #	W	21-6
N 5	Otterbein	W	21-0
N 12	at Mount Union	W	29-0
N 24	vs. Cincinnati #	W	15-7

**1922**

(4-3-1)

Coach: Harry Ewing

S 30	Alumni	T	0-0
O 14	Akron	W	20-12
O 21	Ohio Northern	W	6-0
O 28	vs. Denison #	L	6-12
N 4	at Ohio Wesleyan	L	0-6

N 11	Mount Union	W	20-6
N 18	at Oberlin	L	0-3
N 30	vs. Cincinnati #	W	9-6

**1923**

(3-4-1)

Coach: Harry Ewing

S 29	Georgetown (KY)	W	22-0
O 6	Alumni-Frosh	W	25-6
O 13	at Wooster	L	0-13
O 20	Oberlin	L	7-13
O 27	vs. Denison #	W	9-6
N 10	at Mount Union	L	6-7
N 17	Akron	T	13-13
N 23	at Cincinnati	L	0-23

**1924**

(2-6)

Coach: Chester Pittser

S 27	Georgetown (KY)	W	7-0
O 4	at Michigan	L	0-55
O 11	Mount Union	L	6-15
O 18	Wooster	L	6-20
N 1	vs. Denison #	W	13-12
N 8	Western Reserve	L	21-24
N 15	at Oberlin	L	2-13
N 27	at Cincinnati	L	7-8

**1925**

(5-3)

Coach: Chester Pittser

O 3	Georgetown (KY)	W	19-0
O 10	Wittenberg	W	30-0
O 17	Transylvania	W	19-0
O 24	at Indiana	L	7-25
O 31	vs. Denison #	L	0-6
N 7	at Mount Union	W	8-6
N 14	Oberlin	L	7-18
N 26	at Cincinnati	W	33-0

**1926**

(5-2-1)

Coach: Chester Pittser

S 25	Wilmington	W	9-0
O 2	Ohio Wesleyan	L	7-14
O 9	Ohio Northern	W	34-12
O 16	at Wittenberg	L	0-7
O 30	vs. Denison #	W	16-0
N 6	Mount Union	W	27-19
N 13	at Oberlin	W	13-0
N 25	at Cincinnati	T	6-6

**1927**

(8-1)

Coach: Chester Pittser

S 24	Hanover	W	80-0
O 1	Otterbein	W	33-0
O 8	at Ohio Wesleyan	W	35-7
O 15	Denison	W	26-0
O 22	Oberlin	W	23-0
O 29	Wittenberg	L	0-23
N 5	at Ohio Northern	W	34-6
N 12	at Dayton	W	7-6
N 24	at Cincinnati	W	17-14

**1928**

(6-2)

Coach: Chester Pittser

S 29	Defiance	W	42-0
O 6	Transylvania	W	8-0
O 13	at Denison	L	0-21
O 20	Ohio Wesleyan	L	0-12
N 3	Ohio	W	20-13
N 10	at Oberlin	W	18-0
N 17	at Wittenberg	W	18-0
N 29	at Cincinnati	W	34-0

**1929**

(7-2)

Coach: Chester Pittser

S 28	Earlham	W	57-0
O 5	at Western Reserve	W	18-0
O 12	Kentucky Wesleyan	W	24-0
O 19	at Ohio Wesleyan	L	12-20
O 26	Wittenberg	W	3-0
N 2	at Ohio	L	0-14
N 9	Oberlin	W	20-0
N 16	Denison	W	31-0
N 28	at Cincinnati	W	14-6

**1930**

(4-4-1)

Coach: Chester Pittser

S 27	at Indiana	L	0-14
O 4	Illinois "B"	T	6-6
O 11	Kentucky Wesleyan	W	20-0
O 18	at Denison	W	19-6
O 25	Ohio	L	6-27
N 1	Ashland	W	48-0
N 8	Ohio Wesleyan	L	20-23
N 15	at Oberlin	W	12-0
N 27	at Cincinnati	L	0-6

**1931**

(4-5)

Coach: Chester Pittser

S 26	at Pittsburgh	L	0-61
O 3	Ball State	W	47-0
O 10	Wabash	W	37-0
O 17	Georgetown (KY)	W	45-0
O 24	at Ohio Wesleyan	L	7-12
O 31	Denison	W	19-0
N 7	Wittenberg	L	6-10
N 14	at Ohio	L	0-13
N 26	at Cincinnati	L	0-20

**1932**

(7-1)

**BUCKEYE CONFERENCE CHAMPIONS**

Coach: Frank Wilton

O 1	at Illinois	L	7-20
O 8	DePauw	W	33-13
O 15	at Denison	W	27-7
O 22	Ohio	W	16-0
O 29	at Wabash	W	33-0
N 5	Ohio Wesleyan	W	26-3
N 12	at Wittenberg	W	19-0
N 24	at Cincinnati	W	21-13

**1933**

(7-2)

**BUCKEYE CONFERENCE CO-CHAMPIONS**

Coach: Frank Wilton

S 30	at Indiana	L	0-7
O 7	Hanover	W	14-0
O 14	Marshall	W	42-14
O 21	at Ohio	L	0-6
O 28	Wittenberg	W	44-7
N 4	Georgetown (KY)	W	51-0
N 11	at Ohio Wesleyan	W	24-0
N 18	Heidelberg	W	42-0
N 30	at Cincinnati	W	6-2

**1934**

(5-4)

Coach: Frank Wilton

S 29	Eastern Kentucky	W	19-0
O 6	at Carnegie Tech	L	7-13
O 13	Hanover	W	39-6
O 20	Ohio	W	7-0
O 26	at John Carroll	L	0-20
N 3	Ohio Wesleyan	L	6-10
N 10	at Wittenberg	W	33-0
N 17	at Marshall	W	7-0
N 29	at Cincinnati	L	0-21

**1935**

(5-3-1)

Coach: Frank Wilton

S 28	Eastern Kentucky	W	33-7
O 5	at Case	W	21-6
O 12	Ohio Wesleyan	L	0-8
O 19	John Carroll	W	28-12
O 26	Marshall	W	20-13
N 2	at Ohio	L	0-20
N 9	Adrian	W	59-0
N 16	at Dayton	T	6-6
N 28	at Cincinnati	L	7-8

**1936**

(7-1-1)

**BUCKEYE CONFERENCE CO-CHAMPIONS**

Coach: Frank Wilton

S 26	DePauw	W	14-6
O 3	at Case	W	20-7
O 10	Western Michigan	W	6-0
O 17	Dayton	W	14-7
O 24	Ohio	W	3-0
O 31	at Ohio Wesleyan	L	0-13
N 7	Toledo	W	13-0
N 14	at Marshall	W	14-7
N 26	at Cincinnati	T	0-0

## Year-By-Year Results

**1937**  
(4-4-1)  
Coach: Frank Wilton

S 25	Alma	.....W.....	27-0
O 2	Marietta	.....W.....	75-6
O 9	Marshall	.....L.....	0-7
O 16	at Ohio	.....L.....	0-19
O 23	at Toledo	.....L.....	7-13
O 30	Case	.....T.....	13-13
N 6	Ohio Wesleyan	.....W.....	32-0
N 13	at Dayton	.....L.....	7-21
N 20	at Cincinnati	.....W.....	14-6

**1938**  
(6-3)  
Coach: Frank Wilton

S 24	Alma	.....W.....	51-0
O 1	at Mount Union	.....W.....	40-0
O 8	at Marshall	.....L.....	0-41
O 15	Findlay	.....W.....	53-0
O 22	Dayton	.....W.....	14-0
O 29	at Ohio Wesleyan	.....L.....	16-20
N 5	Ohio	.....L.....	12-20
N 12	at Case	.....W.....	27-12
N 24	at Cincinnati	.....W.....	16-7

**1939**  
(1-7-1)  
Coach: Frank Wilton

S 30	Mount Union	.....W.....	7-0
O 7	at Western Michigan	.....L.....	0-6
O 14	Marshall	.....L.....	0-21
O 21	Akron	.....L.....	0-14
O 28	Ohio Wesleyan	.....T.....	0-0
N 4	Detroit Tech	.....L.....	7-19
N 11	at Ohio	.....L.....	7-20
N 18	at Dayton	.....L.....	0-20
N 23	at Cincinnati	.....L.....	0-13

**1940**  
(0-7-1)  
Coach: Frank Wilton

S 21	Ball State	.....T.....	0-0
S 28	Case	.....L.....	0-10
O 5	at Ohio Wesleyan	.....L.....	7-24
O 19	Dayton	.....L.....	6-28
O 26	at Western Reserve	.....L.....	6-47
N 2	Ohio	.....L.....	0-27
N 9	Western Michigan	.....L.....	13-20
N 21	at Cincinnati	.....L.....	0-44

**1941**  
(2-7)  
Coach: Frank Wilton

S 20	Hanover	.....W.....	53-0
S 27	Wabash	.....W.....	26-0
O 4	at Illinois	.....L.....	0-45
O 11	Bowling Green	.....L.....	0-9
O 18	at Dayton	.....L.....	0-16
O 25	Ohio Wesleyan	.....L.....	6-26
N 1	at Ohio	.....L.....	0-26
N 8	Western Reserve	.....L.....	13-28
N 20	at Cincinnati	.....L.....	0-26

**1942**  
(3-6)  
Coach: Stu Holcomb

S 26	Centre	.....W.....	28-6
O 3	vs. Dartmouth #	.....L.....	7-58
O 10	Kent	.....W.....	53-7
O 17	Dayton	.....L.....	0-20
O 24	at Bowling Green	.....L.....	6-7
O 31	Ohio	.....L.....	13-39
N 7	at Ohio Wesleyan	.....W.....	28-25
N 14	at Western Reserve	.....L.....	7-12
N 19	at Cincinnati	.....L.....	12-21

**1943**  
(7-2-1)  
Coach: Stu Holcomb

S 18	at Indiana	.....T.....	7-7
S 25	Bethany	.....W.....	34-12
O 2	at Xavier	.....W.....	60-6
O 9	vs. Wooster #	.....W.....	20-6
O 16	at Western Michigan	.....L.....	0-6
O 23	Ohio Wesleyan	.....W.....	35-0
O 30	vs. Arkansas A&M #	.....L.....	0-35
N 6	Bowling Green	.....W.....	45-6
N 13	at Baldwin-Wallace	.....W.....	40-6
N 25	vs. Xavier #	.....W.....	52-7

**1944**  
(8-1)  
Coach: Sid Gillman

S 9	vs. Bowling Green #	.....W.....	28-7
S 23	Oberlin	.....W.....	13-7
S 30	Western Michigan	.....W.....	32-6
O 7	at Rochester	.....W.....	19-7
O 14	DePauw	.....W.....	12-0
O 21	at Murray State	.....W.....	26-14
O 28	vs. Denison #	.....W.....	16-0
N 11	at Ohio Wesleyan	.....W.....	32-20
N 18	at DePauw	.....L.....	7-13

**1945**  
(7-2)  
Coach: Sid Gillman

S 22	Bowling Green	.....W.....	26-0
S 29	Notre Dame "B"	.....W.....	13-0
O 6	vs. Wright Field #	.....W.....	14-0
O 13	at Western Michigan	.....W.....	21-13
O 20	Ohio	.....W.....	34-0
O 26	at Miami (FL)	.....L.....	13-27
N 3	Indiana Normal	.....W.....	51-0
N 10	at Purdue	.....L.....	7-21
N 22	at Cincinnati	.....W.....	28-14

**1946**  
(7-3)  
Coach: Sid Gillman

S 21	at Purdue	.....L.....	7-13
S 28	Memphis NATC	.....W.....	42-0
O 5	at Dayton	.....W.....	35-0
O 12	at Bowling Green	.....W.....	6-0
O 19	Xavier	.....W.....	28-6
O 26	at Ohio	.....W.....	23-14
N 2	Bradley	.....W.....	35-6
N 9	at Miami (FL)	.....L.....	17-20
N 16	Western Michigan	.....W.....	20-0
N 28	at Cincinnati	.....L.....	7-13

**1947**  
(9-0-1)  
SUN BOWL CHAMPIONS  
Coach: Sid Gillman

S 27	Murray State	.....W.....	28-12
O 4	vs. Kent State #	.....W.....	35-7
O 11	Bowling Green	.....W.....	33-19
O 18	at Xavier	.....T.....	6-6
O 25	Ohio	.....W.....	21-0
N 1	at Bradley	.....W.....	32-27
N 8	vs. Dayton	.....W.....	12-0
N 15	at Wichita	.....W.....	22-7
N 27	at Cincinnati	.....W.....	38-7
J 1	vs. Texas Tech*	.....W.....	13-12

\* Sun Bowl, El Paso, TX

**1948**  
(7-1-1; 4-0 MAC/1st)  
MAC CHAMPIONS  
Coach: George Blackburn

S 18	Marshall	.....W.....	38-6
S 25	at Virginia	.....T.....	14-14
O 2	at Western Reserve	.....W.....	49-0
O 16	Xavier	.....W.....	9-0
O 23	at Ohio	.....W.....	21-0
O 30	Western Michigan	.....W.....	34-28
N 6	at Dayton	.....L.....	0-7
N 13	Wichita	.....W.....	41-16
N 25	at Cincinnati	.....W.....	43-19

**1949**  
(5-4; 3-1 MAC/2nd)  
Coach: Woody Hayes

S 24	at Wichita	.....W.....	23-6
O 1	at Virginia	.....L.....	18-21
O 8	Xavier	.....L.....	19-27
O 15	at Pittsburgh	.....L.....	26-35
O 22	Ohio	.....W.....	26-0
O 29	at Western Michigan	.....W.....	34-20
N 5	Western Reserve	.....W.....	46-7
N 12	Dayton	.....W.....	53-20
N 24	at Cincinnati	.....L.....	6-27

**1950**  
(9-1; 4-0 MAC/1st)  
MAC CHAMPIONS  
SALAD BOWL CHAMPIONS  
Coach: Woody Hayes

S 30	at Bowling Green	.....W.....	54-6
O 7	Xavier	.....L.....	0-7
O 14	Western Michigan	.....W.....	35-0
O 21	at Butler	.....W.....	42-7
O 28	at Ohio	.....W.....	28-20
N 4	Wichita	.....W.....	39-13
N 11	Dayton	.....W.....	27-12
N 18	at Western Reserve	.....W.....	69-14
N 25	at Cincinnati	.....W.....	28-0
J 1	at Arizona State*	.....W.....	34-21

\* Salad (Fiesta) Bowl, Tempe, AZ

**1951**  
(7-3; 3-1 MAC/2nd)  
Coach: Ara Parseghian

S 22	at Wichita (N)	.....W.....	21-13
S 29	Bowling Green	.....W.....	46-7
O 6	Xavier	.....L.....	14-32
O 13	at Western Michigan	.....W.....	34-27
O 20	Ohio	.....W.....	7-0
O 27	at Marquette	.....L.....	7-27
N 3	Buffalo	.....W.....	27-7
N 10	at Dayton	.....W.....	21-20
N 17	Western Reserve	.....W.....	34-7
N 24	at Cincinnati	.....L.....	14-19

**1952**  
(8-1; 4-1 MAC/2nd)  
Coach: Ara Parseghian

S 27	at Bowling Green	.....W.....	42-7
O 4	Xavier	.....W.....	26-7
O 11	Western Michigan	.....W.....	55-6
O 18	at Wichita (N)	.....W.....	56-7
O 25	at Ohio	.....W.....	20-0
N 1	Toledo	.....W.....	27-13
N 7	at Marquette (N)	.....W.....	22-21
N 15	Dayton	.....W.....	27-13
N 27	at Cincinnati	.....L.....	9-34

**1953**  
(7-1-1; 3-0-1 MAC/2nd)  
Coach: Ara Parseghian

S 26	Bowling Green	.....W.....	47-0
O 3	Xavier	.....W.....	28-6
O 10	at Western Michigan	.....W.....	52-6
O 17	at Marshall (N)	.....W.....	48-6
O 24	Ohio	.....T.....	7-7
O 31	at Toledo (N)	.....W.....	81-0
N 7	Tennessee Tech	.....W.....	44-6
N 14	at Dayton	.....W.....	20-7
N 26	at Cincinnati	.....L.....	0-14

**1954**  
(8-1; 4-0 MAC/1st)  
MAC CHAMPIONS  
Coach: Ara Parseghian

S 25	at Bowling Green (N)	.....W.....	46-7
O 2	at Marquette (N)	.....W.....	27-26
O 9	Xavier	.....W.....	42-7
O 16	Marshall	.....W.....	46-0
O 23	at Ohio	.....W.....	46-13
O 31	Western Michigan	.....W.....	48-0
N 6	at Indiana	.....W.....	6-0
N 13	Dayton	.....L.....	12-20
N 25	at Cincinnati	.....W.....	21-9

**1955**  
(9-0; 5-0 MAC/1st)  
MAC CHAMPIONS  
Coach: Ara Parseghian

S 24	at Northwestern	.....W.....	25-14
O 1	Xavier	.....W.....	13-12
O 8	Toledo	.....W.....	47-0
O 15	at Marshall (N)	.....W.....	46-7
O 22	Ohio	.....W.....	34-7
O 29	at Kent State	.....W.....	19-7
N 5	Bowling Green	.....W.....	7-0
N 12	at Dayton	.....W.....	21-0
N 24	at Cincinnati	.....W.....	14-0

## Year-By-Year Results

**1956**  
(7-1-1; 4-0-1 MAC/2nd)  
Coach: John Pont

S 22	George Washington	L	6-7
S 29	Xavier	W	14-7
O 6	Toledo	W	33-14
O 13	Marshall	W	21-14
O 20	at Ohio	W	16-7
O 27	Kent State	W	14-0
N 3	at Bowling Green	T	7-7
N 10	Dayton	W	21-14
N 22	at Cincinnati	W	27-13

**1957**  
(6-3; 5-0 MAC/1st)  
**MAC CHAMPIONS**  
Coach: John Pont

S 28	at Western Michigan	W	20-0
O 5	Xavier	L	19-39
O 12	at Kent State	W	27-14
O 19	Ohio	W	26-0
O 26	at Purdue	L	6-37
N 2	at Bowling Green	W	13-7
N 9	Marshall	W	25-13
N 16	at Dayton	L	7-13
N 28	at Cincinnati	W	20-14

**1958**  
(6-3; 5-0 MAC/1st)  
**MAC CHAMPIONS**  
Coach: John Pont

S 27	Western Michigan	W	34-20
O 4	Xavier	L	8-22
O 11	Kent State	W	35-0
O 18	at Ohio	W	14-10
O 25	at Indiana	L	7-12
N 1	Bowling Green	W	28-14
N 8	at Marshall	W	26-0
N 15	Dayton	W	34-0
N 27	at Cincinnati	L	7-18

**1959**  
(5-4; 3-2 MAC/3rd)  
Coach: John Pont

S 26	at Western Michigan	W	21-0
O 3	Xavier	W	33-7
O 10	at Kent State	L	6-14
O 17	Villanova	W	26-6
O 24	Ohio	W	24-0
O 31	at Bowling Green	L	16-33
N 7	Toledo	W	25-7
N 14	at Dayton	L	0-13
N 26	at Cincinnati	L	7-14

**1960**  
(5-5; 2-3 MAC/4th)  
Coach: John Pont

S 17	at Xavier	L	6-17
S 24	Western Michigan	W	15-14
O 1	Bowling Green	L	12-21
O 8	Kent State	L	19-22
O 15	at Villanova	W	17-7
O 22	at Ohio	L	0-21
O 29	at Army	L	7-30
N 5	at Toledo	W	30-13
N 12	Dayton	W	23-8
N 19	at Cincinnati	W	10-6

**1961**  
(6-4; 3-2 MAC/3rd)  
Coach: John Pont

S 16	Villanova	L	0-33
S 23	Xavier	W	3-0
S 30	at Western Michigan	L	3-6
O 7	at Kent State	W	21-0
O 14	at Purdue	L	6-19
O 21	Ohio	L	18-28
O 28	at Bowling Green	W	7-6
N 4	Toledo	W	40-14
N 11	at Dayton	W	48-6
N 18	at Cincinnati	W	7-3

**1962**  
(8-2-1; 3-1-1 MAC/3rd)  
**TANGERINE BOWL**  
Coach: John Pont

S 15	at Xavier	W	23-14
S 22	Quantico Marines	W	16-0
S 29	Western Michigan	W	17-7
O 6	Kent State	W	23-14
O 13	at Purdue	W	10-7
O 20	at Ohio	L	6-12
O 27	Bowling Green	T	24-24
N 3	at Toledo	W	21-12
N 10	Dayton	W	42-10
N 17	at Cincinnati	W	38-16
D 22	vs. Houston *	L	21-49

\*Tangerine Bowl, Orlando, FL

**1963**  
(5-3-2; 4-1-1 MAC/2nd)  
Coach: Bo Schembechler

S 21	Xavier	L	12-21
S 28	Marshall	T	14-14
O 5	at Western Michigan	W	27-19
O 12	at Kent State	W	30-8
O 19	at Northwestern	L	6-37
O 26	Ohio	L	10-13
N 2	at Bowling Green	W	21-12
N 9	Toledo	W	40-8
N 16	at Dayton	T	27-27
N 28	at Cincinnati	W	21-19

**1964**  
(6-3-1; 4-2 MAC/2nd-tie)  
Coach: Bo Schembechler

S 19	at Xavier (N)	T	7-7
S 26	at Marshall (N)	W	21-0
O 3	Western Michigan	W	35-0
O 10	Kent State	W	17-14
O 17	at Northwestern	W	28-27
O 24	at Ohio	L	7-10
O 31	Bowling Green	L	18-21
N 7	at Toledo (N)	W	35-14
N 14	Dayton	W	27-21
N 21	at Cincinnati	L	14-28

**1965**  
(7-3; 5-1 MAC/1st-tie)  
**MAC CO-CHAMPIONS**  
Coach: Bo Schembechler

S 18	at Purdue	L	0-38
S 25	Xavier	L	28-29
O 2	at Western Michigan	W	36-9
O 9	at Kent State	L	13-24
O 16	Marshall	W	28-7
O 23	Ohio	W	34-0
O 30	at Bowling Green	W	23-7
N 6	Toledo	W	20-16
N 13	at Dayton	W	28-0
N 20	at Cincinnati	W	37-7

**1966**  
(9-1; 5-1 MAC/1st-tie)  
**MAC CO-CHAMPIONS**  
Coach: Bo Schembechler

S 17	at Indiana	W	20-10
S 24	at Xavier (N)	W	27-3
O 1	Western Michigan	W	26-9
O 8	Kent State	W	7-0
O 15	at Marshall (N)	W	12-0
O 22	at Ohio	W	33-13
O 29	Bowling Green	L	14-17
N 5	at Toledo (N)	W	24-12
N 12	Dayton	W	38-6
N 26	at Cincinnati	W	28-8

**1967**  
(6-4; 4-2 MAC/3rd-tie)  
Coach: Bo Schembechler

S 16	at Western Michigan	L	14-24
S 23	at Tulane (N)	W	14-3
S 30	Xavier	L	6-7
O 7	at Kent State	W	21-7
O 14	Marshall	W	48-6
O 21	Ohio	W	22-15
O 28	at Bowling Green	W	9-7
N 4	Toledo	L	14-24
N 11	at Dayton	L	6-7
N 18	at Cincinnati	W	27-14

**1968**  
(7-3; 5-1 MAC/2nd)  
Coach: Bo Schembechler

S 14	at Xavier (N)	W	28-7
S 21	at Pacific (N)	L	20-21
S 28	Western Michigan	W	28-0
O 5	Kent State	W	24-0
O 12	at Marshall	W	46-0
O 19	at Ohio	L	7-24
O 26	Bowling Green	W	31-7
N 2	at Toledo	W	21-17
N 9	Dayton	W	14-0
N 23	at Cincinnati	L	21-23

**1969**  
(7-3; 2-3 MAC/3rd-tie)  
Coach: Bill Mallory

S 13	Xavier	W	35-7
S 20	at Dayton (N)	W	19-9
S 27	at Western Michigan	W	24-20
O 11	Marshall	W	35-7
O 18	Ohio	W	24-21
O 25	at Bowling Green	L	0-3
N 1	Toledo	L	10-14
N 8	at Maryland	W	34-21
N 15	at Kent State	L	14-17
N 22	at Cincinnati	W	36-20

**1970**  
(7-3; 3-2 MAC/2nd-tie)  
Coach: Bill Mallory

S 19	at Xavier	W	28-7
S 26	Western Michigan	W	23-12
O 3	Northern Illinois	W	48-0
O 10	at Marshall	W	19-12
O 17	at Ohio	L	22-23
O 24	Bowling Green	W	7-3
O 31	at Toledo	L	13-14
N 7	Dayton	W	17-0
N 14	Kent State	W	10-8
N 21	at Cincinnati	L	0-33

**1971**  
(7-3; 2-3 MAC/3rd-tie)  
Coach: Bill Mallory

S 11	at Pacific (N)	W	17-10
S 18	at Xavier (N)	W	17-7
S 25	at Dayton (N)	W	14-0
O 2	Marshall	W	66-6
O 16	Ohio	L	0-3
O 23	at Bowling Green	L	7-33
O 30	Toledo	L	6-45
N 6	at Western Michigan	W	7-6
N 13	at Kent State	W	30-0
N 20	Cincinnati	W	43-7

**1972**  
(7-3; 2-3 MAC/4th-tie)  
Coach: Bill Mallory

S 16	Dayton	W	34-7
S 23	Bowling Green	L	7-16
S 30	Xavier	W	25-7
O 7	at Marshall	W	22-7
O 14	at Ohio	W	31-7
O 21	at South Carolina (N)	W	21-8
O 28	at Toledo	L	21-35
N 4	Western Michigan	W	38-8
N 11	Kent State	L	10-21
N 18	at Cincinnati	W	23-0

**1973**  
(11-0; 5-0 MAC/1st)  
**MAC CHAMPIONS**  
**TANGERINE BOWL CHAMPIONS**  
Coach: Bill Mallory

S 15	Dayton	W	32-0
S 22	at Purdue	W	24-19
S 29	at South Carolina (N)	W	13-11
O 6	Marshall	W	31-6
O 13	Ohio	W	10-6
O 20	at Bowling Green	W	31-8
O 27	Toledo	W	16-0
N 3	at Western Michigan	W	24-9
N 10	at Kent State	W	20-10
N 17	Cincinnati	W	6-0
D 22	vs. Florida * (N)	W	16-7

\*Tangerine Bowl, Gainesville, FL

## Year-By-Year Results

### 1974 (10-0-1; 5-0 MAC/1st)

**MAC CHAMPIONS**  
**TANGERINE BOWL CHAMPIONS**  
Coach: Dick Crum

S 7	Eastern Michigan	W	39-0
S 21	at Purdue	T	7-7
S 28	at Marshall	W	42-0
O 5	at Kentucky (N)	W	14-10
O 12	at Ohio	W	31-3
O 19	Bowling Green	W	34-10
O 26	at Toledo	W	38-22
N 2	Western Michigan	W	31-0
N 9	Kent State	W	19-17
N 16	at Cincinnati	W	27-7
D 21	vs. Georgia* (N)	W	21-10

\* Tangerine Bowl, Orlando, FL

### 1975 (11-1; 6-0 MAC/1st)

**MAC CHAMPIONS**  
**TANGERINE BOWL CHAMPIONS**  
Coach: Dick Crum

S 13	Marshall	W	50-0
S 20	at Michigan State	L	13-14
S 27	Ball State	W	35-28
O 4	at Purdue	W	14-3
O 11	at Dayton	W	10-0
O 18	Ohio	W	17-9
O 25	at Bowling Green	W	20-17
N 1	Toledo	W	35-21
N 8	at Western Michigan	W	44-21
N 15	at Kent State	W	27-8
N 22	Cincinnati	W	21-13
D 20	vs. South Carolina*	W	20-7

\* Tangerine Bowl, Orlando, FL

### 1976 (3-8; 2-4 MAC/7th)

Coach: Dick Crum

S 4	at North Carolina	L	10-14
S 11	at Marshall	L	16-21
S 18	Ball State	L	6-23
S 25	at Cincinnati (N)	L	0-17
O 2	at Purdue	L	20-42
O 16	at Ohio	L	14-28
O 23	Bowling Green	W	9-7
O 30	at Toledo	L	9-24
N 6	Western Michigan	W	31-0
N 13	Kent State	L	17-24
N 20	Dayton	W	28-8

### 1977 (10-1; 5-0 MAC/1st)

**MAC CHAMPIONS**  
Coach: Dick Crum

S 3	Dayton	W	26-23
S 17	at South Carolina (N)	L	19-42
S 24	at Indiana	W	21-20
O 1	at Yale	W	28-14
O 8	Marshall	W	29-19
O 15	Ohio	W	28-24
O 22	at Bowling Green	W	33-13
O 29	Toledo	W	27-3
N 5	at Western Michigan	W	14-8
N 12	at Kent State	W	25-0
N 24	at Cincinnati	W	12-7

### 1978 (8-2-1; 5-2 MAC/3rd)

Coach: Tom Reed

S 9	at Ball State	L	14-38
S 16	Central Michigan	L	18-37
S 23	Western Michigan	W	7-3
S 30	at Dayton (N)	T	10-10
O 7	at North Carolina	W	7-3
O 14	at Marshall	W	29-3
O 21	Bowling Green	W	18-7
O 28	at Toledo	W	28-7
N 4	at Ohio	W	31-16
N 11	Kent State	W	38-13
N 18	Cincinnati	W	28-24

### 1979 (6-5; 3-4 MAC/7th)

Coach: Tom Reed

S 8	Ball State	W	27-3
S 15	at Kentucky	W	15-14
S 22	at Michigan State	L	21-24
S 29	at Central Michigan	L	18-19
O 6	at Marshall	W	38-0
O 13	Ohio	L	7-9
O 20	at Bowling Green	W	21-3
O 27	Toledo	L	21-24
N 3	at Western Michigan	L	3-24
N 10	at Kent State	W	35-8
N 17	Cincinnati	W	27-14

### 1980 (5-6; 4-3 MAC/3rd-tie)

Coach: Tom Reed

S 13	Central Michigan	L	14-15
S 20	at Syracuse (N)	L	24-36
S 27	at Ball State	W	42-9
O 4	at Purdue	L	3-28
O 11	Marshall	W	34-6
O 18	at Ohio	L	7-17
O 25	Bowling Green	W	7-3
N 1	at Toledo	L	14-17
N 8	Western Michigan	W	34-24
N 15	Kent State	W	49-14
N 22	at Cincinnati	L	13-23

### 1981 (8-2-1; 6-1-1 MAC/2nd)

Coach: Tom Reed

S 12	at William & Mary	W	33-14
S 19	at North Carolina	L	7-49
S 26	at Eastern Michigan (N)	W	18-12
O 3	Kent State	W	20-13
O 10	at Bowling Green	T	7-7
O 17	Western Michigan	W	20-19
O 24	Ohio	W	40-14
O 31	at Toledo	L	10-17
N 7	at Central Michigan	W	7-3
N 14	Northern Illinois	W	30-3
N 21	Cincinnati	W	7-3

### 1982 (7-4; 5-3 MAC/3rd)

Coach: Tom Reed

S 11	William & Mary	W	35-17
S 18	at Northwestern	W	27-13
S 25	Eastern Michigan	W	35-0
O 2	at Kent State	W	20-0
O 9	Bowling Green	W	17-12
O 16	at Western Michigan	L	0-10
O 23	at Ohio	L	0-20
O 30	Toledo	W	21-17
N 6	Central Michigan	W	23-0
N 13	at Northern Illinois	L	7-12
N 18	at Cincinnati	L	10-20

### 1983 (4-7; 3-5 MAC/7th)

Coach: Tim Rose

S 10	at South Carolina (N)	L	3-24
S 17	at North Carolina	L	17-48
S 24	at Bowling Green	L	14-17
O 1	Western Michigan	L	18-20
O 8	Kent State	W	27-7
O 15	at Toledo	L	9-10
O 22	at Central Michigan	W	12-7
O 29	Northern Illinois	L	0-17
N 5	Ohio	L	14-17
N 12	at Eastern Michigan	W	24-12
N 19	Cincinnati	W	14-10

### 1984 (4-7; 3-5 MAC/6th-tie)

Coach: Tim Rose

S 8	at Western Michigan	L	13-17
S 15	at Houston (N)	L	17-30
S 23	Bowling Green	L	10-41
S 29	at Washington	L	7-53
O 6	at Kent State	W	19-3
O 13	Toledo	L	7-10
O 20	Central Michigan	L	9-10
O 27	at Northern Illinois	W	20-7
N 3	at Ohio	L	19-24
N 10	Eastern Michigan	W	23-0
N 22	at Cincinnati	W	31-26

### 1985 (8-2-1; 7-1-1 MAC/2nd)

Coach: Tim Rose

S 14	at Ball State	W	17-13
S 21	at Bowling Green	L	24-28
S 28	at Oklahoma St. (N)	L	10-45
O 5	Ohio	W	29-22
O 12	at Toledo (N)	W	26-14
O 19	Western Michigan	T	10-10
O 26	Northern Illinois	W	32-15
N 2	at Central Michigan	W	19-14
N 9	Kent State	W	52-24
N 16	at Eastern Michigan (N)	W	31-16
N 23	Cincinnati	W	16-10

### 1986 (8-4; 6-2 MAC/1st)

**MAC CHAMPIONS**  
**CALIFORNIA BOWL**  
Coach: Tim Rose

S 6	Ball State	W	45-7
S 13	at Cincinnati	L	38-45
S 20	at Louisiana State (N)	W	21-12
S 27	Bowling Green	W	24-7
O 4	at Ohio	W	34-14
O 11	Toledo	W	24-8
O 18	at Western Michigan	L	17-27
O 25	at Northern Illinois	W	20-6
N 1	Central Michigan	W	59-21
N 8	at Kent State	L	23-24
N 15	Eastern Michigan	W	34-20
D 13	vs. San Jose State*	L	7-37

\* California Bowl, Fresno, CA

### 1987 (5-6; 5-3 MAC/2nd-tie)

Coach: Tim Rose

S 5	at Central Michigan	W	15-6
S 12	Eastern Michigan	L	17-33
S 19	at Syracuse (N)	L	10-24
S 26	at Cincinnati (N)	L	26-31
O 3	Ball State	W	30-20
O 10	at Western Michigan	W	17-0
O 17	Ohio	W	10-9
O 24	at Toledo	L	25-37
O 31	Bowling Green	W	17-7
N 7	at Miami (FL) (N)	L	3-54
N 14	at Kent State	L	10-14

### 1988 (0-10-1; 0-7-1 MAC/9th)

Coach: Tim Rose

S 3	at Eastern Michigan (N)	L	17-24
S 10	at Oklahoma State (N)	L	20-52
S 17	at Minnesota (N)	L	3-35
S 24	Cincinnati	L	18-34
O 1	at Ball State	L	14-45
O 8	Western Michigan	L	18-41
O 15	at Ohio	L	21-38
O 22	Toledo	L	7-20
O 29	at Bowling Green	T	21-21
N 12	Kent State	L	11-17
N 19	Central Michigan	L	17-34

### 1989 (2-8-1; 2-5-1 MAC/7th)

Coach: Tim Rose

S 9	at Purdue	L	10-27
S 16	at Michigan State	L	0-49
S 23	Cincinnati	L	14-30
S 30	Central Michigan	L	7-20
O 7	at Ball State	L	9-37
O 14	Ohio	T	22-22
O 21	at Toledo	L	14-17
O 28	Bowling Green	W	17-13
N 4	at Eastern Michigan	L	7-20
N 11	at Kent State	W	15-13
N 18	Western Michigan	L	7-14

### 1990 (5-5-1; 4-3-1 MAC/5th)

Coach: Randy Walker

S 1	at North Carolina	L	0-34
S 8	Toledo	L	14-20
S 15	at Louisiana State (N)	L	7-35
S 22	at Cincinnati	W	16-12
S 29	at Central Michigan	L	7-31
O 6	Ball State	W	24-10
O 13	at Ohio	W	40-18
O 27	at Bowling Green	T	10-10
N 3	Eastern Michigan	W	34-14
N 10	Kent State	W	31-10
N 17	at Western Michigan	L	17-31



## Year-By-Year Results

### 1991 (6-4-1; 4-3-1 MAC/3rd-tie) Coach: Randy Walker

A 31	Ball State	W	15-7
S 7	at Kentucky (N)	L	20-23
S 14	Eastern Michigan	W	29-3
S 28	at Cincinnati	W	22-9
O 5	at SW Louisiana	W	27-14
O 12	at Central Michigan	T	10-10
O 19	Ohio	W	34-0
O 26	at Toledo	L	7-24
N 2	Bowling Green	L	7-17
N 9	at Western Michigan	L	23-24
N 16	at Kent State	W	20-9

### 1992 (6-4-1; 5-3 MAC/3rd-tie) Coach: Randy Walker

S 5	at West Virginia (N)	T	29-29
S 12	at Indiana	L	0-16
S 19	Cincinnati	W	17-14
S 26	at Ball State	L	9-19
O 3	at Eastern Michigan (N)	W	24-7
O 10	Central Michigan	W	16-13
O 17	at Ohio	W	23-21
O 24	Toledo	L	17-20
O 31	at Bowling Green	L	24-44
N 7	Western Michigan	W	20-7
N 14	Kent State	W	31-14

### 1993 (4-7; 3-6 MAC/9th) Coach: Randy Walker

S 11	SW Louisiana	W	29-28
S 18	at Cincinnati (N)	L	23-30
S 25	at Western Michigan	L	0-17
O 2	Eastern Michigan	L	7-15
O 9	at Akron (N)	L	13-31
O 16	at Toledo (N)	W	22-19
O 23	Ohio	L	20-22
O 30	Bowling Green	L	25-30
N 6	at Ball State	L	0-21
N 13	at Kent State	W	23-14
N 20	Central Michigan	W	24-21

### 1994 (6-4-1; 5-3 MAC/3rd-tie) Coach: Randy Walker

S 3	Western Michigan	L	25-28
S 10	at Indiana	L	14-35
S 17	Cincinnati	T	17-17
S 24	at Michigan State	W	10-45*
O 1	at Eastern Michigan	W	21-17
O 8	Akron	W	50-14
O 15	at Ohio	W	31-10
O 22	at Central Michigan	L	30-32
O 29	at Bowling Green	L	16-27
N 5	Ball State	W	24-21
N 12	Kent State	W	24-14

\*GamelaterforfeitedbyMichiganStateduetouseofineligibleplayer

### 1995 (8-2-1; 6-1-1 MAC/2nd) Coach: Randy Walker

A 31	Ball State (N)	L	15-17
S 9	at Kent State	W	39-0
S 16	at Northwestern	W	30-28
S 23	Cincinnati	W	23-16
S 30	at Michigan	L	19-38
O 7	at Bowling Green	W	21-0
O 14	Toledo	T	28-28
O 28	at Central Michigan	W	17-13
N 4	Eastern Michigan	W	39-23
N 11	at Ohio	W	30-2
N 18	Akron	W	65-0

### 1996 (6-5; 6-2 MAC/2nd-tie) Coach: Randy Walker

A 31	Kent State	W	64-6
S 7	at Ball State	W	16-6
S 14	at Indiana	L	14-21
S 21	Bowling Green	L	10-14
S 28	at Cincinnati (3OT) (N)	L	23-30
O 5	Central Michigan	W	46-14
O 12	at Eastern Michigan	W	35-25
O 19	at Akron	L	7-10
O 26	Army	L	7-27
N 2	at Toledo	W	27-7
N 9	Ohio	W	24-8

### 1997 (8-3; 6-2 MAC/2nd-tie East) Coach: Randy Walker

A 30	Ball State	W	27-10
S 6	at Bowling Green	L	21-28
S 13	Akron	W	49-20
S 27	at Army	W	38-14
O 4	at Virginia Tech	W	24-17
O 11	at Kent State (N)	W	62-26
O 18	Marshall	W	45-21
O 25	Cincinnati (2OT)	L	31-34
N 1	at Toledo	L	28-35
N 8	at Ohio	W	45-21
N 15	Northern Illinois	W	42-0

### 1998 (10-1; 7-1 MAC/1st-tie East) Coach: Randy Walker

S 5	at North Carolina (N)	W	13-10
S 12	at Army	W	14-13
S 26	Toledo	W	28-14
O 3	at Marshall (N)	L	17-31
O 10	Bowling Green	W	24-12
O 17	at Ball State	W	28-17
O 24	at Cincinnati	W	41-0
O 31	Ohio	W	35-21
N 7	at Northern Illinois	W	41-10
N 14	Kent State	W	56-0
N 21	at Akron	W	20-14

### 1999 (7-4; 6-2 MAC/2nd East) Coach: Terry Hoepfner

S 4	at Northwestern	W	28-3
S 11	at West Virginia	L	27-43
S 18	Eastern Michigan	W	35-14
S 25	at Central Michigan	W	24-16
O 2	Marshall	L	14-32
O 9	at Bowling Green	W	45-31
O 16	at Kent State	W	17-10
O 30	Cincinnati	L	42-52
N 6	Akron	W	32-23
N 13	at Ohio	L	28-40
N 20	Buffalo	W	43-0

### 2000 (6-5; 5-3 (4-2 East) MAC/3rd-tie East) Coach: Terry Hoepfner

S 2	at Vanderbilt (N)	W	33-30
S 9	at Eastern Michigan	W	34-17
S 16	at Ohio State	L	16-27
S 23	Kent State	W	45-14
S 30	at Akron (N)	L	20-37
O 7	Ball State	L	10-15
O 14	Bowling Green	W	24-10
O 28	at Cincinnati	L	15-45
N 4	Ohio	W	27-24
N 11	at Marshall (N)	L	31-51
N 18	at Buffalo	W	17-16

### 2001 (7-5; 6-2 (4-2 East) MAC/2nd-tie East) Coach: Terry Hoepfner

S 1	Michigan	L	13-31
S 8	Iowa	L	19-44
S 22	Cincinnati	W	21-14
S 29	at Ball State	W	28-20
O 6	Buffalo	W	31-14
O 13	Akron	W	30-27
O 20	Ohio	W	36-24
O 27	Western Michigan	W	25-11
N 3	at Bowling Green (N)	W	24-21
N 10	Marshall	L	21-27
N 17	at Hawai'i (N)	L	51-52
N 24	at Kent State	L	20-24

### 2002 (7-5; 5-3 MAC/3rd East) Coach: Terry Hoepfner

A 31	at North Carolina	W	27-21
S 7	Iowa	L	24-29
S 14	at LSU (N)	L	7-33
S 21	Kent State	W	27-20
S 28	at Akron	W	48-31
O 5	at Cincinnati	W	31-26
O 12	Northern Illinois	L	48-41
O 19	at Buffalo	W	49-0
O 26	at Toledo (N)	W	27-13
N 2	Ohio	W	38-20
N 12	at Marshall (N)	L	34-36
N 23	UCF	L	31-48

### 2003 (13-1; 8-0 MAC/1st) MAC CHAMPIONS GMAC BOWL CHAMPIONS Coach: Terry Hoepfner

A 30	at Iowa	L	3-21
S 13	at Northwestern	W	44-14
S 20	at Colorado State	W	41-21
S 27	Cincinnati	W	42-37
O 4	Akron	W	45-20
O 11	Buffalo	W	59-3
O 18	at Ball State	W	49-3
O 25	at Kent State	W	38-30
N 4	Bowling Green (N)	W	33-10
N 12	Marshall (N)	W	45-6
N 22	at Ohio	W	49-31
N 28	at UCF	W	56-21
D 4	at Bowling Green^	W	49-27
D 18	vs. Louisville \$	W	49-28

^ MAC Championship Game  
\$ GMAC Bowl; Mobile, AL

### 2004 (8-5; 7-1 MAC/1st East) MAC EAST CHAMPIONS INDEPENDENCE BOWL Coach: Terry Hoepfner

A 28	Indiana State (N)	W	49-0
S 4	at Michigan	L	10-42
S 11	at Cincinnati (N)	L	26-45
S 18	Ohio	W	40-20
S 29	at Marshall (N)	L	25-33
O 9	Kent State	W	47-27
O 16	at Buffalo	W	25-7
O 23	UCF (N)	W	43-7
N 2	Toledo (N)	W	23-16
N 13	at Western Michigan	W	42-21
N 20	at Akron (N)	W	37-27
D 2	vs. Toledo^ (N)	L	27-35
D 28	vs. Iowa State% (N)	L	13-17

^ MAC Championship Game, Detroit, MI  
% Independence Bowl; Shreveport, LA

### 2005 (7-4; 5-3 MAC/1st-tie East) MAC EAST CO-CHAMPIONS Coach: Shane Montgomery

S 3	at Ohio State	L	14-34
S 10	Central Michigan	L	37-38
S 17	at Kent State	W	27-10
S 28	Cincinnati (N)	W	44-16
O 5	at Northern Illinois (N)	L	27-38
O 15	Akron	W	51-23
O 22	at Eastern Michigan (N)	W	24-23
O 29	at Temple	W	41-14
N 5	Buffalo	W	54-13
N 15	Bowling Green (N)	L	14-42
N 21	at Ohio (N)	W	38-7

### 2006 (2-10; 2-6 MAC/5th East) Coach: Shane Montgomery

A 31	Northwestern (N)	L	3-21
S 9	at Purdue	L	31-38 (OT)
S 16	Kent State	L	14-16
S 23	at Syracuse (N)	L	14-34
S 30	at Cincinnati	L	10-24
O 8	Northern Illinois (N)	L	25-28
O 11	at Buffalo	W	38-31
O 21	at Akron (N)	L	13-24
O 28	Ball State	L	17-20
N 4	at Western Michigan	L	24-27
N 15	at Bowling Green (N)	W	9-7
N 24	Ohio	L	24-34

### 2007 (6-7; 5-3 (4-2 East) MAC/1st-tie East) MAC EAST CO-CHAMPIONS Coach: Shane Montgomery

A 30	at Ball State (N)	W	14-13
S 8	at Minnesota	L	35-41 (3OT)
S 15	Cincinnati	W	10-47
S 22	at Colorado	L	0-42
S 29	Syracuse	W	17-14
O 6	at Kent State	W	20-13
O 13	Bowling Green	W	47-14
O 20	at Temple	L	17-24
O 27	at Vanderbilt	L	13-24
N 3	Buffalo	W	31-28
N 14	Akron	W	7-0
N 24	at Ohio	L	29-38
D 1	vs. Central Michigan ^	L	10-35

^ MAC Championship Game, Detroit, MI  
(N) Night game

## Year-By-Year Results

### 2008

(2-10; 1-7 (1-3 East) MAC/7th East)  
Coach: Shane Montgomery

A 28	Vanderbilt (N)	L	13-34
S 6	at Michigan	L	6-16
S 13	Charleston Southern	W	38-27
S 20	at Cincinnati (N)	L	20-45
O 4	Temple	L	10-28
O 11	at Northern Illinois	L	13-17
O 18	at Bowling Green	W	27-20
O 25	Kent State	L	21-54
N 4	at Buffalo (N)	L	17-37
N 11	Ball State (N)	L	16-31
N 21	at Toledo (N)	L	14-42
N 24	Ohio	L	26-41

(N) Night game

### 2009

(1-11; 1-7 (MAC/7th East)  
Coach: Michael Haywood

S 5	Kentucky (Cincinnati)	L	0-42
S 12	at Boise State (N)	L	0-48
S 19	at Western Michigan (N)	L	26-48
S 26	at Kent State (N)	L	19-29
O 3	Cincinnati	L	13-37
O 10	at Northwestern	L	6-16
O 17	at Ohio	L	7-28
O 24	Northern Illinois	L	22-27
O 31	Toledo (N)	W	31-24
N 5	at Temple (N)	L	32-34
N 12	Bowling Green (N)	L	14-35
N 18	Buffalo (N)	L	17-42

(N) Night game

### 2010

(10-4; 7-1 MAC/1st)

**MAC CHAMPIONS**  
**GODADDY.COM BOWL CHAMPIONS**

Coach: Michael Haywood/Lance Guidry

S 4	at Florida	L	12-34
S 11	Eastern Michigan	W	28-21
S 18	Colorado State	W	31-10
S 25	at Missouri	L	13-51
O 2	Kent State	W	27-21
O 9	at Cincinnati (N)	L	3-45
O 16	at Central Michigan	W	27-20
O 23	Ohio	L	13-34
O 30	at Buffalo	W	21-9
N 10	at Bowling Green (N)	W	24-21
N 17	at Akron (N)	W	19-14
N 23	Temple (N)	W	23-3
D 3	vs. Northern Illinois <sup>^</sup>	W	26-21
J 6	vs. Middle Tennessee State <sup>§</sup>	W	35-21

<sup>^</sup> MAC Championship Game (Detroit, Mich.)

<sup>§</sup> GoDaddy.com Bowl (Mobile, Ala.)

(bowl game coached by Lance Guidry)

### 2011

(4-8; 3-5 MAC/T-4th East)  
Coach: Don Treadwell

S 3	at Missouri	L	6-17
S 17	at Minnesota	L	23-29
S 24	Bowling Green	L	23-37
O 1	Cincinnati	L	0-27
O 8	Army	W	35-28
O 15	at Kent State	W	9-3
O 22	at Toledo (N)	L	28-49
O 29	Buffalo	W	41-13
N 3	Akron (N)	W	35-3
N 9	at Temple	L	21-24
N 16	Western Michigan (N)	L	21-24
N 22	at Ohio (N)	L	14-21

(N) Night game

### 2012

(4-8; 3-5 MAC/T-4th East)  
Coach: Don Treadwell

S 1	at Ohio State	L	10-56
S 8	Southern Illinois	W	30-14
S 15	at Boise State	L	12-39
S 22	Massachusetts	W	27-16
S 29	at Akron	W	56-49
O 6	at Cincinnati (N)	L	14-52
O 13	at Bowling Green	L	12-37
O 27	Ohio	W	23-20
N 3	at Buffalo	L	24-27
N 10	Kent State	L	32-48
N 17	at Central Michigan	L	16-30
N 22	Ball State	L	24-31

(N) Night game

### 2013

(0-12; 0-8 MAC/7th East)  
Coach: Don Treadwell (0-5)/Interim Mike Bath (0-7)

A 31	at Marshall	L	14-52
S 7	at Kentucky	L	7-41
S 21	Cincinnati	L	0-14
S 28	at Illinois	L	14-50
O 5	Central Michigan	L	9-21
O 12	at Massachusetts	L	10-17
O 19	Akron	L	17-24
O 26	at Ohio	L	16-41
N 5	Bowling Green	L	3-45
N 13	at Kent State	L	6-24
N 19	Buffalo	L	7-44
N 29	at Ball State	L	14-55

### 2014

(2-10; 2-6 MAC/6th East)  
Coach: Chuck Martin

A 30	Marshall	L	42-27
S 6	Eastern Kentucky	L	17-10
S 13	at Michigan	L	34-10
S 20	at Cincinnati	L	31-24
S 27	at Buffalo	L	35-27
O 4	UMass	W	42-41
O 11	at Akron	L	29-19
O 18	at Northern Illinois	L	51-41
O 25	Kent State	W	10-3
N 1	Western Michigan	L	41-10
N 15	at Central Michigan	L	34-27
N 25	Ohio	L	24-21

### 2015

(3-9; 2-6 MAC/T-5th East)  
Coach: Chuck Martin

S 5	Presbyterian	W	26-7
S 12	at Wisconsin	L	58-0
S 19	Cincinnati	L	37-33
S 26	at Western Kentucky	L	56-14
O 3	at Kent State	L	20-14
O 10	at Ohio	L	34-3
O 17	Northern Illinois	L	45-12
O 24	at Western Michigan	L	35-13
O 29	Buffalo	L	29-24
N 7	Eastern Michigan	W	28-13
N 14	Akron	L	37-28
N 21	at Massachusetts	W	20-13

### 2016

(6-7; 6-2 MAC/T-1st East)  
**MAC EAST CO-CHAMPIONS**  
**ST. PETERSBURG BOWL**

Coach: Chuck Martin

S 3	at Iowa	L	21-45
S 10	Eastern Illinois	L	17-21
S 17	Western Kentucky	L	24-31
S 24	at Cincinnati	L	20-27
O 1	Ohio (N)	L	7-17
O 8	at Akron	L	13-35
O 15	Kent State	W	18-14
O 22	at Bowling Green	W	40-26
O 29	at Eastern Michigan	W	28-15
N 4	Central Michigan	W	37-17
N 12	at Buffalo	W	35-24
N 22	Ball State	W	21-20
D 26	Mississippi State (St. Petersburg)	L	16-17

### 2017

(5-7; 4-4 MAC/T-3rd East)  
Coach: Chuck Martin

S 2	at Marshall	L	26-31
S 9	Austin Peay	W	31-10
S 16	Cincinnati	L	17-21
S 23	at Central Michigan	W	31-14
S 30	at Notre Dame	L	17-52
O 7	Bowling Green	L	29-37
O 14	at Kent State	L	14-17
O 21	Buffalo	W	24-14
O 31	at Ohio	L	28-45
N 7	Akron	W	24-14
N 15	Eastern Michigan	L	24-27
N 21	at Ball State	W	28-7

### 2018

(6-6; 6-2 MAC/T-2nd East)  
Coach: Chuck Martin

S 1	Marshall	L	28-35
S 8	Cincinnati (at Paul Brown)	L	0-21
S 15	at Minnesota	L	3-26
S 22	at Bowling Green	W	38-23
S 29	Western Michigan	L	39-40
O 6	at Akron	W	41-17
O 13	Kent State	W	31-6
O 20	at Army	L	30-31 (2OT)
O 30	at Buffalo	L	42-51
N 7	Ohio	W	30-28
N 14	at Northern Illinois	W	13-7
N 20	Ball State	W	42-21

### 2019

(8-6; 6-2 MAC/1st East)

**MAC CHAMPIONS**

**LENDINGTREE BOWL**

Coach: Chuck Martin

A 31	at Iowa	L	38-14
S 7	Tennessee Tech	W	48-17
S 14	at Cincinnati	L	35-13
S 21	at Ohio State	L	76-5
S 28	Buffalo	W	34-20
O 12	at Western Michigan	L	38-16
O 19	Northern Illinois	W	27-24
O 26	at Kent State	W	23-16
N 6	at Ohio	W	24-21
N 13	Bowling Green	W	44-3
N 20	Akron	W	20-17
N 29	at Ball State	L	41-27
D 7	Central Michigan (MACC)	W	26-21
J 6	Louisiana (LendingTree)	L	27-17

### 2020

(2-1; 2-1 MAC/T-3rd East)  
Coach: Chuck Martin

N 4	Ball State	W	38-31
N 10	at Buffalo	L	42-10
N 17	Ohio	Canceled	
N 28	at Akron	W	38-7
D 5	Kent State	Canceled	
D 12	at Bowling Green	Canceled	

### 2021

(7-6; 5-3 MAC/2nd East)  
Coach: Chuck Martin

**FRISCO FOOTBALL CLASSIC**

S 4	at Cincinnati	L	49-14
S 11	at Minnesota	L	31-26
S 18	LIU	W	42-7
S 25	at Army	L	23-10
O 2	Central Michigan	W	28-17
O 9	at Eastern Michigan	L	13-12
O 16	Akron	W	34-21
O 23	at Ball State	W	24-17
N 2	at Ohio	L	35-33
N 9	Buffalo	W	45-18
N 16	Bowling Green	W	34-7
N 27	at Kent State	L	48-47 (OT)
D 23	vs. North Texas <sup>^</sup>	W	27-14

<sup>^</sup>Frisco Football Classic (Frisco, Texas)

**2022**  
(6-7; 4-4 MAC/4th East)  
Coach: Chuck Martin  
**BAHAMAS BOWL**

S 3	at Kentucky .....	L.....	37-13
S 10	Robert Morris .....	W.....	31-14
S 17	vs. Cincinnati (at Paul Brown) .....	L.....	38-17
S 24	at Northwestern .....	W.....	17-14
O 1	at Buffalo.....	L.....	24-20
O 8	Kent State .....	W.....	27-24
O 15	at Bowling Green .....	L.....	17-13
O 22	Western Michigan .....	L.....	16-10
O 29	at Akron.....	W.....	27-9
N 8	Ohio.....	L.....	37-21
N 16	at Northern Illinois .....	W.....	29-23
N 22	Ball State .....	W.....	18-17
D 16	vs. Alabama Birmingham^.....	L.....	24-20

^ Bahamas Bowl

## Year-By-Year Results

---

### Miami's MAC Championships

---

**1948**

**1950**

**1954**

**2019**

**1955**

**1957**

**1958**

**1965**

**1966**

**1973**

**1974**

**1975**

**1977**

**1986**

**2003**

**2010**

### MAC East Division Titles

---

**2003**

**2004**

**2005**

**2019**

**2007**

**2010**

**2016**

**2019**



## Year-By-Year Records

Year	Overall Record	MAC Record	MAC Finish	Coach
1888	0-0-1			No paid coach
1889	4-0			No paid coach
1890	—			No games played
1891	1-1			No paid coach
1892	2-2			No paid coach
1893	3-0			No paid coach
1894	1-2			No paid coach
1895	3-0			C.K. Fauver
1896	3-1			Ernest Merrill
1897	2-4-1			Herbert McIntyre
1898	0-2			No paid coach
1899	1-5			No paid coach
1900	0-2			Alonzo Branch
1901	1-3-1			Thomas Hazzard
1902	5-2-1			Peter McPherson
1903	1-4			Peter McPherson
1904	1-5			Arther Smith
1905	4-3			No paid coach
1906	1-5-1			Arthur Parmalee
1907	6-1			Amos Foster
1908	7-0			Amos Foster
1909	3-4			Harold Iddings
1910	2-4-1			Harold Iddings
1911	2-4-2			Edwin Sweetland
1912	3-3-2			James Donnelly
1913	6-2			James Donnelly
1914	5-3			James Donnelly
1915	6-2			C.J. Roberts
1916	7-0-1			George Little
1917	6-0-2			George Rider
1918	5-0-1			George Rider
1919	7-1			George Little
1920	5-2-1			George Little
1921	8-0			George Little
1922	4-3-1			Harry Ewing
1923	3-4-1			Harry Ewing
1924	2-6			Chester Pittser
1925	5-3			Chester Pittser
1926	5-2-1			Chester Pittser
1927	8-1			Chester Pittser
1928	6-2			Chester Pittser
1929	7-2			Chester Pittser
1930	4-4-1			Chester Pittser
1931	4-5			Chester Pittser
1932	7-1			Frank Wilton
1933	7-2			Frank Wilton
1934	5-4			Frank Wilton
1935	5-3-1			Frank Wilton
1936	7-1-1			Frank Wilton
1937	4-4-1			Frank Wilton
1938	6-3			Frank Wilton
1939	1-7-1			Frank Wilton
1940	0-7-1			Frank Wilton
1941	2-7			Frank Wilton
1942	3-6			Stu Holcomb
1943	7-2-1			Stu Holcomb
1944	8-1			Sid Gillman
1945	7-2			Sid Gillman
1946	7-3			Sid Gillman
1947	9-0-1			Sid Gillman
<b>1948</b>	<b>7-1-1</b>	<b>4-0</b>	<b>1st</b>	<b>George Blackburn</b>
1949	5-4	3-1	2nd	Woody Hayes
<b>1950</b>	<b>9-1</b>	<b>4-0</b>	<b>1st</b>	<b>Woody Hayes</b>
1951	7-3	3-1	2nd	Ara Parseghian
1952	8-1	4-1	2nd	Ara Parseghian
1953	7-1-1	3-0-1	2nd	Ara Parseghian
<b>1954</b>	<b>8-1</b>	<b>4-0</b>	<b>1st</b>	<b>Ara Parseghian</b>
<b>1955</b>	<b>9-0</b>	<b>5-0</b>	<b>1st</b>	<b>Ara Parseghian</b>
1956	7-1-1	4-0-1	2nd	John Pont
<b>1957</b>	<b>6-3</b>	<b>5-0</b>	<b>1st</b>	<b>John Pont</b>

Year	Overall Record	MAC Record	MAC Finish	Coach
<b>1958</b>	<b>6-3</b>	<b>5-0</b>	<b>1st</b>	<b>John Pont</b>
1959	5-4	3-2	3rd	John Pont
1960	5-5	2-3	4th	John Pont
1961	6-4	3-2	3rd	John Pont
1962	8-2-1	3-1-1	3rd	John Pont
1963	5-3-2	4-1-1	2nd	Bo Schembechler
1964	6-3-1	4-2	2nd-t	Bo Schembechler
<b>1965</b>	<b>7-3</b>	<b>5-1</b>	<b>1st-t</b>	<b>Bo Schembechler</b>
<b>1966</b>	<b>9-1</b>	<b>5-1</b>	<b>1st-t</b>	<b>Bo Schembechler</b>
1967	6-4	4-2	3rd-t	Bo Schembechler
1968	7-3	5-1	2nd	Bo Schembechler
1969	7-3	2-3	3rd-t	Bill Mallory
1970	7-3	3-2	2nd-t	Bill Mallory
1971	7-3	2-3	3rd-t	Bill Mallory
1972	7-3	2-3	4th-t	Bill Mallory
<b>1973</b>	<b>11-0</b>	<b>5-0</b>	<b>1st</b>	<b>Bill Mallory</b>
<b>1974</b>	<b>10-0-1</b>	<b>5-0</b>	<b>1st</b>	<b>Dick Crum</b>
<b>1975</b>	<b>11-1</b>	<b>6-0</b>	<b>1st</b>	<b>Dick Crum</b>
1976	3-8	2-4	7th	Dick Crum
<b>1977</b>	<b>10-1</b>	<b>5-0</b>	<b>1st</b>	<b>Dick Crum</b>
1978	8-2-1	5-2	3rd	Tom Reed
1979	6-5	3-4	7th	Tom Reed
1980	5-6	4-3	3rd-t	Tom Reed
1981	8-2-1	6-1-1	2nd	Tom Reed
1982	7-4	5-3	3rd	Tom Reed
1983	4-7	3-5	7th	Tim Rose
1984	4-7	3-5	6th-t	Tim Rose
1985	8-2-1	7-1-1	2nd	Tim Rose
<b>1986</b>	<b>8-4</b>	<b>6-2</b>	<b>1st</b>	<b>Tim Rose</b>
1987	5-6	5-3	2nd-t	Tim Rose
1988	0-10-1	0-7-1	9th	Tim Rose
1989	2-8-1	1-6-1	7th	Tim Rose
1990	5-5-1	4-3-1	5th	Randy Walker
1991	6-4-1	4-3-1	3rd-t	Randy Walker
1992	6-4-1	5-3	3rd-t	Randy Walker
1993	4-7	3-6	9th	Randy Walker
1994	6-4-1	5-3	3rd-t	Randy Walker
1995	8-2-1	6-1-1	2nd	Randy Walker
1996	6-5	6-2	2nd-t	Randy Walker
1997	8-3	6-2	2nd-t E	Randy Walker
<b>1998</b>	<b>10-1</b>	<b>7-1</b>	<b>1st-t E</b>	<b>Randy Walker</b>
1999	7-4	6-2	2nd E	Terry Hooppner
2000	6-5	5-3/4-2	3rd-t E	Terry Hooppner
2001	7-5	6-2/4-2	2nd-t E	Terry Hooppner
2002	7-5	5-3	3rd E	Terry Hooppner
<b>2003</b>	<b>13-1</b>	<b>8-0</b>	<b>1st E</b>	<b>Terry Hooppner</b>
<b>2004</b>	<b>8-5</b>	<b>7-1</b>	<b>1st E</b>	<b>Terry Hooppner</b>
<b>2005</b>	<b>7-4</b>	<b>5-3</b>	<b>1st-t E</b>	<b>Shane Montgomery</b>
2006	2-10	2-6	5th E	Shane Montgomery
<b>2007</b>	<b>6-7</b>	<b>5-2/4-2</b>	<b>1st-t E</b>	<b>Shane Montgomery</b>
2008	2-10	1-7	7th E	Shane Montgomery
2009	1-11	1-7	7th E	Michael Haywood
<b>2010</b>	<b>10-4</b>	<b>7-1</b>	<b>1st E</b>	<b>M.Haywood/L.Guidry#</b>
2011	4-8	3-5	4th-t E	Don Treadwell
2012	4-8	3-5	4th-t E	Don Treadwell
2013	0-12	0-8	7th-E	Don Treadwell
2014	2-10	2-6	6th-E	Chuck Martin
2015	3-9	2-6	5th-t E	Chuck Martin
<b>2016</b>	<b>6-7</b>	<b>6-2</b>	<b>T-1st E</b>	<b>Chuck Martin</b>
2017	5-7	4-4	T-3rd E	Chuck Martin
2018	6-6	6-2	T-2nd E	Chuck Martin
<b>2019</b>	<b>8-6</b>	<b>6-2</b>	<b>1st E</b>	<b>Chuck Martin</b>
2020	2-1	2-1	T-3rd E	Chuck Martin
2021	7-6	5-3	2nd E	Chuck Martin
2022	6-7	4-4	T-4th E	Chuck Martin

MAC divisional play began in 1997

**Bold** denotes first-place MAC finishes (also includes first-place division finishes)

#Lance Guidry served as interim coach of the 2011 GoDaddy.com Bowl

## All-Time Records Vs. Opponents

Team	First Game	W	L	T	Pct.
Adrian	1935	1	0	0	1.000
Akron	1915	22	9	1	.703
Alabama at Birmingham	2022	0	1	0	.000
Alma	1937	2	0	0	1.000
Alumni/Frosh	1922	1	0	1	.750
Antioch	1901	3	0	0	1.000
Arizona State	1950	1	0	0	1.000
Arkansas-Monticello	1943	0	1	0	.000
Army	1960	3	4	0	.429
Ashland	1930	1	0	0	1.000
Austin Peay	2017	1	0	0	1.000
Baldwin-Wallace	1943	1	0	0	1.000
Ball State	1931	22	12	1	.643
Bethany	1943	1	0	0	1.000
Boise State	2009	0	2	0	.000
Bowling Green	1941	46	25	5	.638
Bradley	1946	2	0	0	1.000
Buffalo	1951	16	9	0	.640
Butler	1895	3	3	1	.500
Carnegie Mellon	1934	0	0	1	.000
Case	1919	4	1	1	.750
Central Florida	2002	2	1	0	.667
Central Michigan	1978	16	13	1	.533
Centre	1892	3	5	0	.375
Charleston Southern	2008	1	0	0	1.000
Cincinnati	1888	59	60	7	.496
Cincinnati Gym	1907	1	0	0	1.000
Cincinnati YMCA	1892	1	0	0	1.000
Colorado	2007	0	1	0	.000
Colorado State	2003	2	0	0	1.000
Dartmouth	1942	0	1	0	.000
Dayton	1896	29	10	3	.726
Dayton AC	1889	1	1	0	.500
Dayton HS	1889	1	1	0	.500
Defiance	1928	1	0	0	1.000
Denison	1901	15	7	2	.667
DePauw	1903	3	6	1	.350
Detroit Tech	1939	0	1	0	.000
Earlham	1889	9	4	1	.679
Eastern Kentucky	1934	2	1	0	1.000
Eastern Illinois	2016	0	1	1	.000
Eastern Michigan	1974	19	6	0	.760
Findlay	1938	1	0	0	1.000
Florida	1973	1	1	0	.500
Georgetown (KY)	1905	8	0	0	1.000
George Washington	1956	0	1	0	.000
Georgia	1974	1	0	0	1.000
Hamilton AC	1891	5	0	0	1.000
Hanover	1927	4	0	0	1.000
Hawai'i	2001	0	1	0	.000
Heidelberg	1933	1	0	0	1.000
Houston	1962	0	2	0	.000
Illinois	1932	0	3	0	.000
Illinois "B"	1930	0	0	1	.500
Indiana	1897	3	10	1	.250
Indiana Medics	1904	0	1	0	.000
Indiana Normal	1945	1	0	0	1.000
Indiana State	2004	1	0	0	1.000
Iowa	2001	0	5	0	.000
Iowa State	2004	0	1	0	.000
John Carroll	1934	1	1	0	.500
Kent State	1942	51	18	0	.739
Kentucky	1894	4	9	1	.321
Kentucky Wesleyan	1929	2	0	0	1.000
Kenyon	1916	4	0	0	1.000
Long Island	2021	1	0	0	1.000
Louisiana	1991	2	1	0	1.000
Louisiana State	1986	1	2	0	.333
Louisville	2003	1	0	0	1.000
Marietta	1906	3	2	0	.600
Marquette	1951	2	1	0	.667


Team	First Game	W	L	T	Pct.
Marshall	1905	30	14	1	.678
Maryland	1969	1	0	0	1.000
Massachusetts	2012	3	1	0	.750
Memphis NATC	1946	1	0	0	1.000
Miami (FL)	1945	0	3	0	.000
Michigan	1924	0	6	0	.000
Michigan State	1975	1	3	0	.250
Minnesota	1988	0	5	0	.000
Mississippi State	2016	0	1	0	.000
Missouri	2010	0	2	0	.000
Mount Union	1914	11	2	0	.846
Murray State	1944	2	0	0	1.000
Nashville Guards	1897	1	0	0	1.000
North Carolina	1976	3	4	0	.429
North Texas	2021	1	0	0	1.000
Northern Illinois	1970	11	9	0	.550
Northwestern	1955	6	3	0	.667
Notre Dame	1909	0	2	0	.000
Notre Dame "B"	1945	1	0	0	1.000
Oberlin	1908	9	5	0	.643
Ohio	1908	54	42	2	.561
Ohio Northern	1915	9	0	0	1.000
Ohio State	1904	0	6	0	.000
Ohio Wesleyan	1891	17	15	1	.530
Oklahoma State	1985	0	2	0	.000
Otterbein	1902	5	0	0	1.000
Pacific (CA)	1968	1	1	0	.500
Pittsburgh	1931	0	2	0	.000
Presbyterian	2015	1	0	0	1.000
Purdue	1945	3	9	1	.269
Quantico Marines	1962	1	0	0	1.000
Robert Morris	2022	1	0	0	1.000
Rochester	1944	1	0	0	1.000
San Jose State	1986	0	1	0	.000
South Carolina	1972	3	2	0	.600
Southern Illinois	2012	1	0	0	1.000
St. Louis	1909	0	2	0	.000
Syracuse	1980	1	3	0	.250
Temple	2005	2	4	0	.333
Tennessee Tech	1953	2	0	0	1.000
Texas Tech	1947	1	0	0	1.000
Toledo	1936	28	22	1	.559
Transylvania	1908	3	0	0	1.000
Tulane	1967	1	0	0	1.000
Vanderbilt	1899	1	3	0	.250
Villanova	1959	2	1	0	.667
Virginia	1948	0	1	1	.250
Virginia Tech	1997	1	0	0	1.000
Wabash	1908	4	0	0	1.000
Washington	1984	0	1	0	.000
West Virginia	1992	0	1	1	.250
Western Kentucky	2015	0	2	0	.000
Western Michigan	1936	37	24	1	.605
Western Reserve	1909	6	6	1	.500
Wichita State	1947	6	0	0	1.000
William & Mary	1981	2	0	0	1.000
Wilmington	1908	7	0	0	1.000
Wisconsin	2015	0	1	0	.000
Wittenberg	1895	12	9	1	.568
Wooster	1916	2	2	1	.500
Wright Field	1945	1	0	0	1.000
Xavier	1902	19	10	3	.655
Yale	1977	1	0	0	1.000
Totals		707	474	44	.595

Note: Two opponents were known by different names when Miami played them. Arkansas A&M later became Arkansas-Monticello, and Carnegie Tech became Carnegie Mellon. Also, Case Institute of Technology and Western Reserve University merged and became Case Western Reserve University. Miami's win against Michigan State in 1994 came via a forfeit by the Spartans.

## All-Time Coaching Records



Frank Wilton



John Pont



Bill Mallory



Ara Parseghian



Randy Walker

Coach	Tenure	Seasons	Games	W	L	T	Pct.
No paid coach	1888-1894*, 1898-99, 1905	9	32	16	15	1	.516
C. K. Fauver	1895	1	3	3	0	0	1.000
Ernest Merrill	1896	1	4	3	1	0	.750
Herbert McIntyre	1897	1	7	2	4	1	.357
Alonzo Branch	1900	1	2	0	2	0	.000
Thomas Hazzard	1901	1	5	1	3	1	.300
Peter McPherson	1902-03	2	13	6	6	1	.500
Arthur Smith	1904	1	6	1	5	0	.167
Arthur Parmalee	1906	1	7	1	5	1	.214
Amos Foster	1907-08	2	14	13	1	0	.929
Harold Iddings	1909-10	2	14	5	8	1	.393
Edwin Sweetland	1911	1	8	2	4	2	.375
James Donnelly	1912-14	3	24	14	8	2	.625
C.J. Roberts	1915	1	8	6	2	0	.750
George Little	1916, 1919-21	4	32	27	3	2	.875
George Rider	1917-18	2	14	11	0	3	.893
Harry Ewing	1922-23	2	16	7	7	2	.500
Chester Pittser	1924-31	8	68	41	25	2	.618
Frank Wilton	1932-41	10	88	44	39	5	.528
Stu Holcomb	1942-43	2	19	10	8	1	.553
Sid Gillman	1944-47	4	38	31	6	1	.829
George Blackburn	1948	1	9	7	1	1	.833
Woody Hayes	1949-50	2	19	14	5	0	.737
Ara Parseghian	1951-55	5	46	39	6	1	.859
John Pont	1956-62	7	67	43	22	2	.657
Bo Schembechler	1963-68	6	60	40	17	3	.692
Bill Mallory	1969-73	5	51	39	12	0	.765
Dick Crum	1974-77	4	45	34	10	1	.767
Tom Reed	1978-82	5	55	34	19	2	.636
Tim Rose	1983-89	7	78	31	44	3	.417
Randy Walker	1990-98	9	99	59	35	5	.621
Terry Hooppner	1999-04	6	73	48	25	0	.658
Shane Montgomery	2005-08	4	48	17	31	0	.354
Michael Haywood	2009-10	2	25	10	15	0	.400
Lance Guidry#	2010	1	1	1	0	0	1.000
Don Treadwell	2011-13	3	29	8	21	0	.276
Mike Bath (Interim)	2013	1	7	0	7	0	.000
Chuck Martin	2014-PR	9	104	45	59	0	.433
<b>Totals</b>		<b>130</b>	<b>1,238</b>	<b>713</b>	<b>481</b>	<b>44</b>	<b>.594</b>

\* No games played in 1890

#Coached 2011 GoDaddy.com Bowl

## Career Coaching Leaders

### CAREER GAMES

1. Chuck Martin	104
2. Randy Walker	99
3. Frank Wilton	88
4. Tim Rose	78
5. Terry Hooppner	73
6. Chester Pittser	68
7. John Pont	67
8. Bo Schembechler	60
9. Tom Reed	55
10. Bill Mallory	51

### CAREER VICTORIES

1. Randy Walker	59
2. Terry Hooppner	48
3. Chuck Martin	45
4. Frank Wilton	44
5. John Pont	43
6. Chester Pittser	41
7. Bo Schembechler	40
8. Ara Parseghian	39
Bill Mallory	39
10. Dick Crum	34
Tom Reed	34

### CAREER WINNING PCT.

1. Amos Foster	.929
2. George Rider	.893
3. George Little	.875
4. Ara Parseghian	.859
5. Sid Gillman	.829
6. Dick Crum	.767
7. Bill Mallory	.765
8. Woody Hayes	.737
9. Bo Schembechler	.692
10. Terry Hooppner	.658

Minimum two seasons

## Cradle Of Coaches

Throughout the sports world, Miami University is recognized as “The Cradle of Coaches” because of the number of coaching legends who began their careers on the Oxford campus.

College football luminaries such as Woody Hayes, Bo Schembechler, Ara Parseghian and John Pont used Miami as a training ground, as did professional coaching greats like Weeb Ewbank, Paul Brown and Sid Gillman.

At one point in 1977, five of the 10 head football coaches in the Big Ten were products of Miami University.

Bob Kurz, a 1958 graduate of Miami and former Miami Sports Information Director, helped put the legacy in context with his book *Miami of Ohio: The Cradle of Coaches*, which lays out the program’s proud coaching tradition from its humble beginnings through the 2002 season, when it was last revised. His inspiration for the biography came in 1959, when Miami graduates Paul Dietzel and Parseghian were coaching the No. 1 and No. 2 college programs in the land and Brown, Gillman and Ewbank were revolutionizing the professional game.

Prior to the 2004 season, Kurz and his wife, Marian, provided a gift to the University to construct a Cradle of Coaches Plaza beyond the South endzone of Yager Stadium. The beautifully architected plaza provides a grand entrance to the stadium that is adorned with life-sized statues of some of the program’s greatest coaching legends.

The below list contains just some of the college and NFL head coaches who started at Miami, either as players, assistant coaches or head coaches. Their years and roles at Miami are noted in italics.



**\*Bill Arnsperger**  
New York Giants 1974-76  
LSU 1984-86

**#George Blackburn**  
Cincinnati 1955-60  
Virginia 1965-70

**\*Earl (Red) Blaik**  
Dartmouth 1934-40  
Army 1941-58

**\*Paul Brown**  
Ohio State 1941-43  
Cleveland Browns 1946-62  
Cincinnati Bengals 1968-75

**\*Carmen Cozza**  
Yale 1965-1996



**Earl (Red) Blaik**

**#Dick Crum**  
North Carolina 1978-87  
Kent State 1988-90

**\*Paul Dietzel**  
LSU 1955-62  
Army 1962-65  
South Carolina 1966-74

**\*Weeb Ewbank**  
Washington University 1947-48  
Baltimore Colts 1954-62  
New York Jets 1963-73

**#Sid Gillman**  
Cincinnati 1949-54  
Los Angeles Rams 1955-60  
San Diego Chargers 1961-71  
Houston Oilers 1973-74

**\*John Harbaugh**  
Baltimore Ravens 2008-

**#Woody Hayes**  
Denison 1946-48  
Ohio State 1951-78

**#Terry Hooppner**  
Indiana 2005-06

**#Stu Holcomb**  
Purdue 1947-55

**Floyd Keith**  
Howard 1979-82  
Rhode Island 1993-99  
Executive Director, Black Coaches Association, 2001-

**John Mackovic**  
Wake Forest 1978-80  
Kansas City Chiefs 1983-86  
Illinois 1988-91  
Texas 1992-97  
Arizona 2001-03

**\*#Bill Mallory**  
Colorado 1974-78  
Northern Illinois 1980-83  
Indiana 1984-1996

**Dave McClain**  
Ball State 1971-77  
Wisconsin 1978-85

**\*John McVay**  
Dayton 1965-72  
New York Giants 1976-78

**Gary Moeller**  
Illinois 1977-79  
Michigan 1990-94

**\*Bill Narduzzi**  
Youngstown State 1975-85

**\*Joe Novak**  
Northern Illinois 1996-2007

**\*#Ara Parseghian**  
Northwestern 1956-63  
Notre Dame 1964-74

**\*#John Pont**  
Yale 1963-64  
Indiana 1965-72  
Northwestern 1973-77  
Mount St. Joseph 1990-92

**\*Jim Root**  
New Hampshire 1968-71  
William & Mary 1972-79

**\*#Bo Schembechler**  
Michigan 1969-89

**Larry Smith**  
Tulane 1976-79  
Southern California 1987-92  
Missouri 1994-2000

**Dick Tomey**  
Hawaii 1977-86  
Arizona 1987-2000

**Jim Tressel**  
Ohio State 2001-2010  
Youngstown State 1986-2000

**\*Richard (Doc) Urich**  
Buffalo 1966-68  
Northern Illinois 1969-70

**\*#Randy Walker**  
Northwestern 1999-05

**Jim Young**  
Arizona 1973-76  
Purdue 1977-81  
Army 1983-90

**\*Ron Zook**  
Florida 2002-04  
Illinois 2005-11

\*Miami player  
#Miami head coach

(Arnsperger, Blackburn, Cozza, Crum, Gillman, Hooppner, Keith, Mackovic, McClain, Moeller, Novak, Parseghian, Pont, Smith, Tomey, Tressel, Urich, Walker and Young served as Miami assistant coaches)



## Cradle Of Coaches Association

The Cradle of Coaches Association was established in 1971 to acknowledge the role Miamians have played in establishing Miami University as the Cradle of Coaches. While all Miami Alumni who go on to coach or those who have coached at Miami are considered a part of the Cradle of Coaches, the Cradle of Coaches Association began inducting individuals into the Association in 1992 to further recognize their accomplishments. In 1999 and 2000, Miami's Hall of Fame Committee further developed criteria for induction into the Cradle of Coaches to be more inclusive of all sports. The list of inductees thus far follows.

**1992**  
Weeb Ewbank  
Bob Kurz  
Bill Narduzzi  
John Pont

**1993**  
Paul Brown  
Mel Knowlton  
Ara Parseghian

**1994**  
Bill Arnsperger  
Paul Dietzel  
Jack Llewellyn

**1995**  
Jack Faulkner  
Joe Codiano  
Bill Mallory

**1996**  
John Brickels  
Hal Paul  
Dick Shrider

**1997**  
Jerry Hanlon  
John McVay  
Frank Shands

**1998**  
Carmen Cozza  
Marvin Morehead  
Ernie Plank

**2001**  
Dick Crum  
Darrell Hedric  
Lou Kaczmarek  
Rich Voiers  
Walter Alston  
Earl Blaik  
Leann Davidge  
Woody Hayes  
Raymond Ray  
George Rider  
William Rohr

**2002**  
Peggy Bradley-Doppes  
Denny Marcin  
Marvin McCollum  
Nick Mourouzis  
Jim Rose  
Ron Zook

**2004**  
Rodger Cromer  
Carol Clark Johnson  
Clarence "Mickey" McDade  
Ron Niekamp  
Bo Schembechler

**2006**  
George Dales  
George Gwozdecky  
Danny Hall  
Bob Kappes  
Dr. Stephen R. Strome  
Randall Whitehead

**2008**  
Terry Hoepfner  
Randy Walker

**2010**  
Jerry Angelo  
Elaine Hieber  
Dave Jennings  
Rob Patrick  
Gary Quisno  
Pam Wettig

**2012**  
Randy Ayers  
Thad Matta  
Joe Novak  
Sandy Pearsall  
Sue Ramsey

**2014**  
John Harbaugh

**2023**  
Sean McVay

## National Coaches Of The Year

Throughout the sports world, Miami has the unique reputation as the "Cradle of Coaches." At last count, more than 100 Miami graduates were active in coaching or administrative work in the professional and collegiate levels. More than 30 of the men and women in the collegiate ranks are presently head coaches. Over the past 65 years, 20 collegiate and professional coaches with Miami roots have stood atop their respective professions as National Coaches of the Year.

Miami has been the training ground for 20 "National Coach of the Year" recipients at the professional and collegiate levels, including 12 in football. To the right is a list of those coaches.

### Football

Earl (Red) Blaik .....Army 1946  
Paul Brown .....Cleveland Browns 1951, 1969  
Woody Hayes ..... Ohio State 1957  
Paul Dietzel .....LSU 1958  
Ara Parseghian ..... Notre Dame 1964  
John Pont ..... Indiana 1967  
Jim Root \* ..... New Hampshire 1967  
Weeb Ewbank ..... New York Jets 1968  
Bo Schembechler .....Michigan 1969  
Bill Narduzzi \* .....Youngstown State 1978  
Rick Carter \* .....Dayton 1980  
Jim Tressel ..... Ohio State 2002  
Sean McVay..... LA Rams, 2017  
\* *College Division*

### Basketball

Randy Ayers..... Ohio State 1991  
Ron Niekamp .....Findlay 2009

### Baseball

Walter Alston..... L.A./Brooklyn Dodgers 1955, 1959, 1963  
Tracy Smith ..... Indiana 2013

### Ice Hockey

George Gwozdecky .....Miami 1993  
Enrico Blasi.....Miami 2006

### Synchronized Skating

Vicki Korn.....Miami 1999, 2007

### Indoor Track and Field

Mel Brodt.....Bowling Green 1972

## All-Time Assistant Coaches

Anderson, Dave.....	1987-89	Humes, Kurt .....	1984-85	Steele, P. ....	1922
Ankney, Benjamin .....	1947-49	Hunter, Dick .....	1967-68	Stillwagon, Tom .....	1974-76
Arnsparger, Bill .....	1950	Ingalls, Bret .....	.....2005	Stobart, Chuck .....	1967-68
Aukerman, Craig.....	2005-08	Johnson, Bobby .....	1999-2004	Stoltz, Jerry .....	1964-66
Barnett, George.....	2014-20	Johnson, Ron .....	1993-00	Streicher, Jack .....	1980
Bath, Mike.....	2006-08, 2011-13	Johnson, Taver.....	2000-03, 2005-06	Stults, Ed .....	2012-13
Beatty, Bruce .....	1951, 1953-55	Keith, Floyd .....	1970-73	Tillotson, Roy .....	1924-29
Belu, George .....	1973	Kirksey, Larry .....	1974-76	Treadwell, Don .....	1992-93
Bible, Dana .....	1989	Klacic, John .....	2011-13	Tressel, Jim .....	1979-80
Blackburn, George .....	1945-47	Koehler, Eric .....	2014-22	Tressler, Jim .....	1974-77
<b>Blanton, Robert .....</b>	<b>2022-PR</b>	Kratzer, Dan .....	.....1986	Tucker, Mel.....	1999
Bliss, James .....	1921	Kromer, Aaron .....	1992-98	Urich, Richard.....	1951-55
Bolinger, Brad.....	1998	Kurth, Frank .....	1990-91	Vaas, Peter .....	2009
Bollman, Jim .....	1978-82	Landsittel, Tom .....	1978-82	Van Orsdel, James .....	1946
Boron, Dick .....	1978	Lee, Robert .....	2012-13	Van Winkle, Walter.....	1939-41
<b>Bowen, Joe .....</b>	<b>2022-PR</b>	Lindsey, Jimmy .....	2007-08	Von Bergen, Brian.....	1999-08
<b>Brechin, Bill .....</b>	<b>2014-PR</b>	Lynch, Billy .....	.....2004	Vonderheide, J.D.....	2010
Brickels, John .....	1949-52	Madro, Joseph .....	1947-48	Vooletich, Milan .....	1970-73
<b>Bronowski, Jacob.....</b>	<b>2022-PR</b>	Marcin, Denny .....	1974-77	Wachenheim, Jim .....	1999-2004
<b>Brown, Corey.....</b>	<b>2014-17, 2023</b>	Matsko, John .....	1977	Walker, Randy .....	1977
Bryant, Cleve .....	1977	Mauer, John .....	1930-38	Wampfler, Jerry .....	1963-65
Buckey, Dave .....	1978	McClain, Dave .....	1963-66	Ware, KiJuan .....	2009-10
Burton, Ron .....	2022-PR	Measpiller, A. ....	.....1921	Watson, Mike .....	1983-88
Burton, Tirrel .....	1969	Messaros, Bob .....	1978, 1983-85	Watson, Shawn .....	1987-93
Conard, Lamar .....	2018-22	Moeller, Gary .....	1967-68	Watts, Morris .....	2009-10
Carpenter, Ron.....	2012-13	Monos, Mike .....	1978-81	Wauford, Jon .....	1999-02
Carras, Tim .....	1990-97	Montgomery, Shane.....	2001-04	Wehr, William .....	1950
Clair, Frank .....	1946	Mottola, Bill.....	2009-10	<b>Welsh, Pat.....</b>	<b>2014-PR</b>
Cooper, Tim.....	2004-08	Narduzzi, Pat .....	1992, 2003	Weyers, Howard .....	1969-72
Cormier, Cedric.....	2009	Novak, Joe .....	1974-76	<b>White, Myles.....</b>	<b>2022-PR</b>
Corradini, Ron .....	1969-73	Nowinsky, Spence .....	2018-21	White, Sheldon .....	1994-96
Corrigal, Jim .....	1983	O'Grady, John .....	1987-88	Whitlow, E.J. ....	2018-21
Cozza, Carm .....	1956-62	Palcic, Joe .....	1999-2004; 2014-18	Wietz, Leroy .....	1930-34
Crum, Dick .....	1969-73	<b>Patton, James.....</b>	<b>1998, 21-PR</b>	Willis, Zak.....	2011
Dalrymple, Dan .....	1989-05	Parseghian, Ara .....	.....1950	Wills, Woodrow .....	1948-63
Davis, Tim .....	1978-79	Pawlowski, Matt .....	2014-17	Wilson, Elwood .....	1935-41
Denson, Autry.....	2014	Payton, Sean .....	1994-95	Wilson, Kevin .....	1990-98
Dimitroff, Tom .....	1969-72	Pees, Dean .....	1983-86	Wilson, Walter .....	1946
Ditmer, Merlin .....	1927-40	Perry, Virgil .....	.....1924	Witlow, E.J.....	2018-21
Durchik, Gary .....	1973	Peterson, Jay .....	1991-98, 2011-13		
Edwards, Matt.....	2011-12	Peterson, John .....	1999-2003		
Elias, Bill.....	2009-10	Plank, Ernest .....	1956-62		
Fairfield, Herb.....	1960-62	Pont, John .....	1953-55		
Feggins, Howard.....	1997-98	Priefer, Chuck .....	.....1977		
Feldhaus, William .....	1941	Radcliffe, Bruce .....	.....1979		
Fenwick, Jim .....	1988-89	<b>Ragland, Gus .....</b>	<b>2023</b>		
Fisher, Charlie.....	2011	Reese, Carl.....	2009-10		
Foster, W.J. ....	1943-45	Rekstis, Pete.....	.....2011		
Fry, Jay Sr. ....	1956-62	Reublin, Bob .....	1969-73		
Fry, Jay Jr. ....	1978-86	Rice, Harry .....	1941		
Galat, Joe .....	1964-68	Ricumstrict, George.....	.....2004		
George, Brian .....	2001-04	Rose, Tim .....	1978-82		
Gibson, Wayne .....	1956-63	Roush, John .....	1974-76		
Gillman, Sid .....	1943	Sarra, Joe .....	1970		
Glowik, Jack .....	1979-82, 1990-98	Sauer, Ed .....	.....1920		
Gordon, James .....	1947	Schearer, Doug.....	2019-21		
Graham, Jay .....	2008	Schlater, Ron .....	.....1974		
Guidry, Lance .....	2009-10	Schmakel, Warren .....	1948-52		
Hanlon, Jerry .....	1966-68	Schoults, Paul .....	1952-54		
Hatgas, Dave .....	1980, 1982-88	Schulte, Jack .....	1978-79		
Hauser, John .....	2014-21	Seamon, Greg.....	1999-00		
Havey, Jane .....	1925-26	Sherrill, Rod .....	1989		
Hecker, Jack .....	1963-66	Sherman, Edgar .....	1944		
Herbstreit, Jim .....	1963, 1969	Siatras, Nick .....	2011-13		
Himebauch, Jack .....	1977	<b>Simmons, Jason .....</b>	<b>2023</b>		
Hinkson, Gary .....	1975-77	Simms, Shawn .....	1989-91		
Hitchens, Bob .....	1980-87	Smith, Antoine.....	2009-10		
Hoepfner, Terry .....	1986-98	Smith, DeAndre.....	2005-07		
Hoffer, Jim .....	1981-82	Smith, Larry .....	1967-68		
Hohman, Matt.....	2005-08	Smith, Sherman .....	1990-91		
Hood, Jay .....	2005-08	Spencer, Mark .....	2011-13		
Hoover, William .....	1948-51	Spisak, Rich .....	1983-88		
Horning, Ernie .....	1974-76	Stanley, Mike .....	1978-80		



Aaron Kromer (left) and Dan Dalrymple not only played at Miami, they also served as assistant coaches. They also served together on the staff of the 2009 Super Bowl Champion New Orleans Saints. Kromer was the interim head coach of the Saints during the first six games of 2012 and is now is the Chicago Bears' offensive coordinator.

## Year-By-Year MAC Standings

<b>1947</b>				<b>1956</b>				<b>1965</b>				<b>1974</b>							
Cincinnati	3	1	0	.750	Bowling Green	5	0	1	.917	<b>MIAMI</b>	<b>5</b>	<b>1</b>	<b>0</b>	<b>.833</b>	<b>MIAMI</b>	<b>5</b>	<b>0</b>	<b>0</b>	<b>1.000</b>
Western Reserve	2	1	0	.667	MIAMI	4	0	1	.900	Bowling Green	5	1	0	.833	Toledo	3	2	0	.600
Butler	1	3	0	.250	Kent State	4	2	0	.667	Western Michigan	3	2	1	.583	Ohio	3	2	0	.600
Ohio	1	3	0	.250	Marshall	2	4	0	.333	Kent State	3	2	1	.583	Kent State	2	3	0	.400
MIAMI*	—	—	—	—	Ohio	2	4	0	.333	Toledo	2	4	0	.333	Bowling Green	2	3	0	.400
Western Michigan*	—	—	—	—	Western Michigan	1	4	0	.200	Marshall	2	4	0	.333	Western Michigan	0	5	0	.000
* Did not compete for championship.				Toledo	1	5	0	.167	Ohio	0	6	0	.000	Ball State*	—	—	—	—	
<b>1948</b>				<b>1957</b>				<b>1966</b>				<b>1975</b>							
<b>MIAMI</b>	<b>4</b>	<b>0</b>	<b>0</b>	<b>1.000</b>	<b>MIAMI</b>	<b>5</b>	<b>0</b>	<b>0</b>	<b>1.000</b>	<b>MIAMI</b>	<b>5</b>	<b>1</b>	<b>0</b>	<b>.833</b>	Central Michigan*	—	—	—	—
Western Michigan	3	1	0	.750	Bowling Green	3	1	2	.667	Western Michigan	5	1	0	.833	Eastern Michigan*	—	—	—	—
Cincinnati	3	1	0	.750	Marshall	4	2	0	.667	Bowling Green	4	2	0	.667	Northern Illinois*	—	—	—	—
Ohio	2	3	0	.400	Toledo	3	2	0	.600	Ohio	3	3	0	.500	* Did not compete for title.				
Western Reserve	1	4	0	.200	Western Michigan	1	4	1	.250	Kent State	2	4	0	.333	<b>1975</b>				
Butler	0	4	0	.000	Ohio	1	4	1	.250	Toledo	1	5	0	.167	<b>MIAMI</b>	<b>6</b>	<b>0</b>	<b>0</b>	<b>1.000</b>
<b>1949</b>				<b>1958</b>				<b>1967</b>				Central Michigan	4	1	1	.750			
Cincinnati	4	0	0	1.000	<b>MIAMI</b>	<b>5</b>	<b>0</b>	<b>0</b>	<b>1.000</b>	Ohio	5	1	0	.833	Ball State	4	2	0	.667
MIAMI	3	1	0	.750	Kent State	5	1	0	.833	MIAMI	4	2	0	.667	Bowling Green	4	2	0	.667
Ohio	2	2	1	.500	Bowling Green	4	2	0	.667	Western Michigan	4	2	0	.667	Toledo	4	4	0	.500
Western Michigan	2	3	0	.400	Ohio	2	4	0	.333	Western Michigan	4	2	0	.667	Ohio	3	3	1	.500
Western Reserve	1	3	1	.300	Western Michigan	2	4	0	.333	Bowling Green	2	4	0	.333	Northern Illinois	2	3	0	.400
Butler	0	3	0	.000	Toledo	1	4	0	.200	Kent State	1	5	0	.167	Kent State	1	6	0	.143
<b>1950</b>				<b>1959</b>				<b>1968</b>				Western Michigan	0	7	0	.000			
<b>MIAMI</b>	<b>4</b>	<b>0</b>	<b>0</b>	<b>1.000</b>	Bowling Green	6	0	0	1.000	Ohio	6	0	0	1.000	Eastern Michigan*	—	—	—	—
Cincinnati	3	1	0	.750	Ohio	4	2	0	.667	MIAMI	5	1	0	.833	* Did not compete for title.				
Ohio	2	2	0	.500	MIAMI	3	2	0	.600	Bowling Green	3	2	1	.583	Ball State	4	1	0	.800
Western Reserve	1	3	0	.250	Kent State	3	3	0	.500	Toledo	3	2	1	.583	Ohio	6	2	0	.750
Western Michigan	1	3	0	.250	Western Michigan	3	3	0	.500	Western Michigan	2	4	0	.333	Western Michigan	6	3	0	.667
<b>1951</b>				<b>1960</b>				<b>1969</b>				Central Michigan	4	3	0	.571			
Cincinnati	3	0	0	1.000	Ohio	6	0	0	1.000	Toledo	5	0	0	1.000	Bowling Green	4	3	0	.571
MIAMI	3	1	0	.750	Bowling Green	5	1	0	.833	Bowling Green	4	1	0	.800	MIAMI	2	4	0	.333
Kent State	2	1	0	.667	Ohio	4	2	0	.667	MIAMI	2	3	0	.400	Toledo	2	6	0	.250
Ohio	2	2	0	.500	MIAMI	2	3	0	.400	Ohio	2	3	0	.400	Eastern Michigan	1	5	0	.167
Western Reserve	1	3	0	.250	Western Michigan	2	4	0	.333	Kent State	1	4	0	.200	Northern Illinois	0	6	0	.000
Western Michigan	1	4	0	.200	Marshall	1	4	0	.200	Marshall	0	6	0	.000	<b>1976</b>				
<b>1952</b>				<b>1961</b>				<b>1970</b>				Ball State	4	1	0	.800			
Cincinnati	3	0	0	1.000	Ohio	5	1	0	.833	Toledo	5	0	0	1.000	Ohio	6	2	0	.750
MIAMI	4	1	0	.800	Bowling Green	4	1	1	.750	MIAMI	3	2	0	.600	Kent State	6	2	0	.750
Ohio	5	2	0	.714	Western Michigan	3	2	0	.600	Ohio	3	2	0	.600	Western Michigan	6	3	0	.667
Bowling Green	2	2	0	.500	Marshall	1	4	0	.200	Western Michigan	1	4	0	.200	Central Michigan	4	3	0	.571
Kent State	2	2	0	.500	Toledo	0	6	0	.000	Western Michigan	1	4	0	.200	Bowling Green	4	3	0	.571
Western Michigan	1	4	0	.250	<b>1962</b>				Toledo	5	0	0	1.000	Kent State	5	4	0	.556	
Western Reserve	1	4	0	.250	Bowling Green	5	0	1	.917	MIAMI	5	1	0	.833	Western Michigan	3	5	0	.375
Toledo	1	4	0	.250	Ohio	5	1	0	.833	Ohio	3	2	1	.583	Northern Illinois	2	5	0	.286
<b>1953</b>				<b>1963</b>				<b>1971</b>				Toledo	2	7	0	.222			
Ohio	5	0	1	.917	Ohio	5	1	0	.833	Toledo	5	0	0	1.000	Ohio	0	8	0	.000
MIAMI	3	0	1	.875	Western Michigan	4	1	1	.750	Bowling Green	4	1	0	.800	<b>1978</b>				
Kent State	3	1	0	.875	MIAMI	3	2	0	.600	MIAMI	2	3	0	.400	Ball State	8	0	0	1.000
Toledo	2	3	0	.400	Ohio	3	2	1	.583	Bowling Green	4	1	0	.800	Central Michigan	8	1	0	.889
Western Reserve	1	2	1	.375	Toledo	2	4	0	.333	Western Michigan	2	3	0	.400	MIAMI	5	2	0	.714
Western Michigan	0	4	1	.100	Marshall	1	4	0	.200	Ohio	2	3	0	.400	Western Michigan	5	4	0	.556
Bowling Green	0	4	0	.000	Kent State	1	5	0	.167	Kent State	0	5	0	.000	Bowling Green	3	5	0	.375
<b>1954</b>				<b>1964</b>				<b>1972</b>				Northern Illinois	2	4	0	.333			
<b>MIAMI</b>	<b>4</b>	<b>0</b>	<b>0</b>	<b>1.000</b>	Ohio	5	1	0	.833	Kent State	4	1	0	.800	Kent State	2	6	0	.250
Kent State	4	1	0	.800	MIAMI	4	1	1	.750	Bowling Green	3	1	1	.700	Toledo	2	7	0	.222
Ohio	5	2	0	.714	Bowling Green	4	2	0	.667	Western Michigan	2	2	1	.500	Eastern Michigan	1	5	0	.167
Toledo	3	2	0	.600	Marshall	3	2	1	.583	MIAMI	2	3	0	.400	<b>1979</b>				
Western Michigan	3	4	0	.428	Western Michigan	3	3	0	.500	Toledo	2	3	0	.400	Central Michigan	8	0	1	.944
Western Reserve	2	3	0	.400	Kent State	2	4	0	.333	Ohio	1	4	0	.200	Toledo	7	1	1	.833
Marshall	2	5	0	.285	Toledo	1	5	0	.167	Central Michigan*	—	—	—	—	Western Michigan	5	4	0	.556
Bowling Green	0	6	0	.000	Marshall	0	5	0	.000	Eastern Michigan*	—	—	—	—	Ohio	4	4	0	.500
<b>1955</b>				<b>1965</b>				<b>1973</b>				Ball State	4	4	0	.500			
<b>MIAMI</b>	<b>5</b>	<b>0</b>	<b>0</b>	<b>1.000</b>	Bowling Green	5	0	1	.917	<b>MIAMI</b>	<b>5</b>	<b>0</b>	<b>0</b>	<b>1.000</b>	Northern Illinois	3	3	1	.500
Bowling Green	4	1	1	.750	Ohio	5	1	0	.833	Kent State	4	1	0	.800	MIAMI	3	4	0	.427
Kent State	4	1	1	.750	MIAMI	4	2	0	.667	Bowling Green	2	3	0	.400	Bowling Green	3	5	0	.375
Ohio	3	3	0	.500	Ohio	3	2	1	.583	Ohio	2	3	0	.400	Eastern Michigan	1	6	1	.188
Toledo	2	4	0	.333	Western Michigan	2	4	0	.333	Western Michigan	1	4	0	.200	Kent State	1	8	0	.111
Marshall	1	5	0	.167	Kent State	1	4	1	.250	Toledo	1	4	0	.200	* Did not compete for title.				
Western Michigan	0	5	0	.000	Toledo	1	5	0	.167	Ball State*	—	—	—	—					
<b>1956</b>				<b>1966</b>				<b>1974</b>											
Bowling Green	5	0	1	.917	Bowling Green	5	0	0	1.000	MIAMI	5	1	0	.833					
MIAMI	4	0	1	.900	Ohio	4	2	0	.667	Western Michigan	5	1	0	.833					
Kent State	4	2	0	.667	MIAMI	5	1	0	.833	Bowling Green	4	2	0	.667					
Marshall	2	4	0	.333	Ohio	3	3	0	.500	Ohio	3	3	0	.500					
Ohio	2	4	0	.333	Western Michigan	2	4	0	.333	Kent State	2	4	0	.333					
Western Michigan	1	4	0	.200	Toledo	1	4	0	.200	Marshall	2	4	0	.333					
Toledo	1	5	0	.167	Marshall	1	5	0	.167	Ohio	0	6	0	.000					





## Year-By-Year MAC Standings

2003			2007			2011			2015		
<b>East Division</b>			<b>East Division</b>	<b>Division</b>	<b>Overall</b>	<b>East Division</b>			<b>East Division</b>		
MIAMI*	8	0 1.000	MIAMI	4-2 .667	5-2 .714	Ohio	6	2 .750	Bowling Green*	7	1 .875
Marshall	6	2 .750	Bowling Green	4-2 .667	6-2 .750	Temple	5	3 .625	Ohio	5	3 .625
Akron	5	3 .625	Buffalo	4-2 .667	5-3 .625	Kent State	4	4 .500	Akron	5	3 .625
Kent State	4	4 .500	Ohio	3-3 .500	4-4 .500	Bowling Green	3	5 .375	Buffalo	3	5 .375
UCF	2	6 .250	Temple	3-3 .500	4-4 .500	MIAMI	3	5 .375	MIAMI	2	6 .250
Ohio	1	7 .125	Akron	2-4 .333	3-5 .375	Buffalo	2	6 .250	Kent State	2	6 .250
Buffalo	1	7 .125	Kent State	1-5 .167	1-7 .125	Akron	0	8 .000	Massachusetts	2	6 .250
<b>West Division</b>			<b>West Division</b>	<b>Division</b>	<b>Overall</b>	<b>West Division</b>			<b>West Division</b>		
Bowling Green	7	1 .875	Central Michigan*	4-1 .800	6-1 .857	Northern Illinois*	7	1 .875	Northern Illinois	6	2 .750
Northern Illinois	6	2 .750	Ball State	4-1 .800	5-2 .714	Toledo	7	1 .875	Western Michigan	6	2 .750
Toledo	6	2 .750	Eastern Michigan	3-2 .600	3-4 .429	Western Michigan	5	3 .625	Toledo	6	2 .750
Western Michigan	4	4 .500	Western Michigan	2-3 .400	4-4 .500	Ball State	4	4 .500	Central Michigan	6	2 .750
Ball State	3	5 .375	Toledo	2-3 .400	3-5 .375	Eastern Michigan	4	4 .500	Ball State	2	6 .250
Eastern Michigan	2	6 .250	Northern Illinois	0-5 .000	1-6 .143	Central Michigan	2	6 .250	Eastern Michigan	0	8 .000
Central Michigan	1	7 .125	*Won MAC Championship Game			*Won MAC Championship Game			*Won MAC Championship Game		
*Won MAC Championship Game											
Record vs. division used due to unbalanced divisions											
2004			2008			2012			2016		
<b>East Division</b>			<b>East Division</b>			<b>East Division</b>			<b>East Division</b>		
MIAMI	7	1 .875	Buffalo*	5	3 .625	Kent State	8	0 1.000	Ohio	6	2 .750
Akron	6	2 .750	Bowling Green	4	4 .500	Bowling Green	6	2 .750	Miami	6	2 .750
Marshall	6	2 .750	Temple	4	4 .500	Ohio	4	4 .500	Akron	3	5 .375
Kent State	4	4 .500	Akron	3	5 .375	MIAMI	3	5 .375	Bowling Green	3	5 .375
Ohio	2	6 .250	Kent State	3	5 .375	Buffalo	3	5 .375	Kent State	2	6 .250
Buffalo	2	6 .250	Ohio	3	5 .375	UMass	1	7 .125	Buffalo	1	7 .125
UCF	0	8 .000	MIAMI	1	7 .125	Akron	0	8 .000	<b>West Division</b>		
<b>West Division</b>			<b>West Division</b>			<b>West Division</b>			Western Michigan*	8	0 1.000
Toledo*	7	1 .875	Ball State	8	0 1.000	Northern Illinois*	8	0 1.000	Toledo	6	2 .750
Northern Illinois	7	1 .875	Western Michigan	6	2 .750	Ball State	6	2 .750	Northern Illinois	5	3 .625
Bowling Green	6	2 .750	Central Michigan	6	2 .750	Toledo	6	2 .750	Eastern Michigan	4	4 .500
Eastern Michigan	4	4 .500	Northern Illinois	5	3 .625	Central Michigan	4	4 .500	Central Michigan	3	5 .375
Central Michigan	3	5 .125	Eastern Michigan	2	6 .250	Western Michigan	2	6 .250	Ball State	1	7 .125
Ball State	2	6 .250	Toledo	2	6 .250	Eastern Michigan	1	7 .125	*Won MAC Championship Game		
Western Michigan	0	8 .000	*Won MAC Championship Game			*Won MAC Championship Game			*Won MAC Championship Game		
*Won MAC Championship Game											
2005			2009			2013			2017		
<b>East Division</b>			<b>East Division</b>			<b>East Division</b>			<b>East Division</b>		
Akron*	5	3 .625	Temple	7	1 .875	Bowling Green*	7	1 .875	Akron	6	2 .750
Bowling Green	5	3 .625	Ohio	7	1 .875	Buffalo	6	2 .750	Ohio	5	3 .625
MIAMI	5	3 .625	Bowling Green	6	2 .750	Ohio	4	4 .500	Miami	4	4 .500
Ohio	3	5 .375	Kent State	4	4 .500	Akron	4	4 .500	Buffalo	4	4 .500
Buffalo	1	7 .125	Kent State	4	4 .500	Kent State	3	5 .375	Bowling Green	2	6 .250
Kent State	0	8 .000	Buffalo	3	5 .375	Massachusetts	1	7 .125	Kent State	1	7 .125
<b>West Division</b>			<b>West Division</b>			<b>West Division</b>			<b>West Division</b>		
Northern Illinois	6	2 .750	Akron	2	6 .250	Northern Illinois	8	0 1.000	Toledo*	7	1 .875
Toledo	6	2 .750	MIAMI	1	7 .125	Ball State	7	1 .875	Central Michigan	6	2 .750
Western Michigan	5	3 .625	<b>West Division</b>			Toledo	5	3 .625	Northern Illinois	6	2 .750
Central Michigan	5	3 .625	Central Michigan*	8	0 1.000	Central Michigan	5	3 .625	Western Michigan	4	4 .500
Ball State	4	4 .500	Northern Illinois	5	3 .625	Toledo	5	3 .625	Eastern Michigan	3	5 .375
Eastern Michigan	3	5 .375	Western Michigan	4	4 .500	Eastern Michigan	1	7 .125	Ball State	0	8 .000
*Won MAC Championship Game											
*Won MAC Championship Game											
2006			2010			2014			2018		
<b>East Division</b>			<b>East Division</b>			<b>East Division</b>			<b>East Division</b>		
Ohio	7	1 .875	MIAMI*	7	1 .875	Bowling Green	5	3 .625	Buffalo	7	1 .875
Kent State	5	3 .625	Ohio	6	2 .750	Ohio	4	4 .500	Miami	6	2 .750
Akron	3	5 .375	Temple	5	3 .625	Buffalo	3	4 .429	Ohio	6	2 .750
Bowling Green	3	5 .375	Kent State	4	4 .500	Akron	3	5 .375	Akron	2	6 .250
MIAMI	2	6 .333	Buffalo	1	7 .125	UMass	3	5 .375	Bowling Green	2	6 .250
Buffalo	1	7 .125	Bowling Green	1	7 .125	Miami	2	6 .250	Kent State	1	7 .125
<b>West Division</b>			<b>West Division</b>			<b>West Division</b>			<b>West Division</b>		
Central Michigan*	7	1 .875	Akron	1	7 .125	Northern Illinois*	7	1 .875	Northern Illinois	6	2 .750
Western Michigan	6	2 .750	Bowling Green	1	7 .125	Toledo	7	1 .875	Eastern Michigan	5	3 .625
Northern Illinois	5	3 .625	<b>West Division</b>			Western Michigan	6	2 .750	Toledo	5	3 .625
Ball State	5	3 .625	Northern Illinois	8	0 1.000	Central Michigan	5	3 .625	Western Michigan	5	3 .625
Toledo	3	5 .375	Toledo	7	1 .875	Ball State	4	4 .500	Ball State	3	5 .375
Eastern Michigan	1	7 .125	Western Michigan	5	3 .625	Eastern Michigan	1	7 .125	Central Michigan	0	8 .000
*Won MAC Championship Game											
*Won MAC Championship Game											

## Year-By-Year MAC Standings

### 2019

#### East Division

Miami	6	2	.750
Ohio	5	3	.625
Buffalo	5	3	.625
Kent State	5	3	.625
Bowling Green	2	6	.250
Akron	0	8	.000

#### West Division

Central Michigan	6	2	.750
Western Michigan	5	3	.625
Ball State	4	4	.500
Northern Illinois	4	4	.500
Eastern Michigan	3	5	.375
Toledo	3	5	.375

### 2020

#### East Division

Buffalo	5	0	1.000
Kent State	3	1	.750
Miami	2	1	.667
Ohio	2	1	.667
Akron	1	5	.167
Bowling Green	0	5	.000

#### West Division

Ball State	5	1	.833
Toledo	4	2	.667
Western Michigan	4	2	.667
Central Michigan	3	3	.500
Eastern Michigan	2	4	.333
Northern Illinois	0	6	.000

### 2021

#### East Division

Kent State	6	2	.750
Miami	5	3	.625
Ohio	3	5	.375
Bowling Green	2	6	.333
Buffalo	2	6	.333
Akron	1	7	.125

#### West Division

Northern Illinois	6	2	.750
Central Michigan	6	2	.750
Toledo	5	3	.625
Eastern Michigan	4	4	.500
Ball State	4	4	.500
Western Michigan	4	4	.500

### 2022

#### East Division

Ohio	7	1	.875
Buffalo	5	3	.625
Bowling Green	5	3	.625
Miami	4	4	.500
Kent State	4	4	.500
Akron	1	7	.125

#### West Division

Toledo	5	3	.625
Eastern Michigan	5	3	.625
Western Michigan	4	4	.500
Ball State	3	5	.375
Central Michigan	3	5	.375
Northern Illinois	2	6	.250

## Major Victories

Year	Opponent	Location	Score	Coach
1947	Texas Tech □	El Paso, Texas	13-12	Sid Gillman
1950	Arizona State ●	Tempe, Ariz.	34-21	Woody Hayes
1954	Indiana	Bloomington, Ind.	6-0	Ara Parseghian
1955	Northwestern	Evanston, Ill.	25-14	Ara Parseghian
1962 #9	Purdue	West Lafayette, Ind.	10-7	John Pont
1964	Northwestern	Evanston, Ill.	28-27	Bo Schembechler
1966	Indiana	Bloomington, Ind.	20-10	Bo Schembechler
1967	Tulane	New Orleans, La.	14-3	Bo Schembechler
1969	Maryland	College Park, Mary.	34-21	Bill Mallory
1972	South Carolina	Columbia, S.C.	21-8	Bill Mallory
1973	Purdue	West Lafayette, Ind.	24-19	Bill Mallory
1973	South Carolina	Columbia, S.C.	13-11	Bill Mallory
1973	Florida ■	Gainesville, Fla.	16-7	Bill Mallory
1974	Kentucky	Lexington, Ky.	14-10	Dick Crum
1974	Georgia ■	Orlando, Fla.	21-10	Dick Crum
1975	Purdue	West Lafayette, Ind.	14-3	Dick Crum
1975	South Carolina ■	Orlando, Fla.	20-7	Dick Crum
1977	Indiana	Bloomington, Ind.	21-20	Dick Crum
1978	North Carolina	Chapel Hill, N.C.	7-3	Tom Reed
1979	Kentucky	Lexington, Ky.	15-14	Tom Reed
1986 #8	LSU	Baton Rouge, La.	21-12	Tim Rose
1995 #25	Northwestern	Evanston, Ill.	30-28	Randy Walker
1997 #12	Virginia Tech	Blacksburg, Va.	24-17	Randy Walker
1997	Army	West Point, N.Y.	38-14	Randy Walker
1998 #12	North Carolina	Chapel Hill, N.C.	13-10	Randy Walker
1998	Army	West Point, N.Y.	14-13	Randy Walker
1999	Northwestern	Evanston, Ill.	28-3	Terry Hooppner
2000	Vanderbilt	Nashville, Tenn.	33-30	Terry Hooppner
2002	North Carolina	Chapel Hill, N.C.	27-21	Terry Hooppner
2003	Northwestern	Evanston, Ill.	44-14	Terry Hooppner
2003	Louisville ○	Moblile, Ala.	49-28	Terry Hooppner
2007	Syracuse	Oxford, Ohio	17-14	Shane Montgomery
2012 #23	Ohio	Oxford, Ohio	23-20	Don Treadwell
2022	Northwestern	Evanston, Ill.	17-14	Chuck Martin

□ Sun Bowl    ● Salad Bowl    ■ Tangerine Bowl    ○GMAC Bowl



In 1986, Tim Rose's Miami squad knocked off No. 8 LSU, 21-12, in Death Valley for the biggest upset in program history. The Red and White went on to win the MAC title.



In 1998, Miami, led by running back Travis Prentice, opened the season with a 13-10 upset win over No. 12 North Carolina. The RedHawks went on to post a 10-1 record.



In 2002, Ben Roethlisberger led Miami past North Carolina in the season opener at Chapel Hill, 27-21.

## Bowl Games

### 1948 Sun Bowl

El Paso, TX  
Miami 13, Texas Tech 12

### 1986 California Bowl

Fresno, CA  
San Jose State 37, Miami 7

### 2020 LendingTree Bowl

Mobile, Ala.  
Miami 17, Louisiana 27

### 1950 Salad Bowl

Tempe, AZ  
Miami 34, Arizona State 21

### 2003 GMAC Bowl

Mobile, AL  
Miami 49, Louisville 28

### 2021 Frisco Football Classic

Frisco, Texas  
Miami 27, North Texas 14

### 1962 Tangerine Bowl

Orlando, FL  
Houston 49, Miami 21

### 2004 Independence Bowl

Shreveport, LA  
Iowa State 17, Miami 13

### 2022 Bahamas Bowl

Nassau, Bahamas  
Miami 20, Alabama at Birmingham 24

### 1973 Tangerine Bowl

Gainesville, FL  
Miami 16, Florida 7

### 2011 GoDaddy.com Bowl

Mobile, AL  
Miami 35, Middle Tennessee St. 21

### 1974 Tangerine Bowl

Orlando, FL  
Miami 21, Georgia 10

### 2016 St. Petersburg Bowl

St. Petersburg, FL  
Miami 16, Mississippi State 17

### 1975 Tangerine Bowl

Orlando, FL  
Miami 20, South Carolina 7



## Bowl Games

### 1948 SUN BOWL MIAMI 13 TEXAS TECH 12

Jan. 1, 1948  
Sun Bowl Stadium  
El Paso, Texas  
Attendance: 15,000

Playing in its first bowl game, Miami used its outstanding speed and quickness to defeat Texas Tech 13-12 in the 1947 Sun Bowl in El Paso, Texas. Miami opened the scoring in the first quarter with a six-play, 70-yard scoring drive, culminating in a 1-yard touchdown run by Ara Parseghian. The Red Raiders responded with a 45-yard scoring drive in the second quarter, ending in a 3-yard touchdown run by Tech's Jim Conley. After a scoreless third quarter, Miami went ahead for good early in the fourth quarter. After co-captain Bill Hoover blocked a Red Raider kick, Paul Shoults scored on a 2-yard run to make the score 13-6 after Jake Speelman's conversion kick. Texas Tech bounced back when defensive tackle Bernie Winkler intercepted a Mel Olix pass and returned it 21 yards for a touchdown, but Miami's Ernie Plank blocked the extra point attempt to preserve the victory.

<b>Miami</b>	6	0	0	7	—	13
<b>Texas Tech</b>	0	6	0	6	—	12

#### Scoring Summary

MU - Parseghian 1 run (conversion failed)

TT - Conley 3 run (conversion failed)

MU - Shoults 1 run (Speelman kick)  
TT - Winkler 21 interception return (conversion failed)

Team Statistics	TT	MU
First Downs	5	21
Total Offense Yards	277	414
Rushing Yards	194	294
Passes Attempted	14	22
Passes Completed	5	11
Passes Intercepted	2	2
Interception Return Yardage	54	22
Penalties-Yards	6-50	9-65
Punts-Avg.	7-25.0	7-35.0
Fumbles-Lost	1-0	1-1

No individual statistics available.

### 1950 SALAD BOWL MIAMI 34 ARIZONA STATE 21

Jan. 1, 1951  
Sun Devil Stadium  
Tempe, Ariz.  
Attendance: 24,000

A fierce Miami defense held Arizona State all-American halfback Wilford White to 106 yards rushing en route to a 34-21 Salad Bowl win. Although the 21 points were the most scored against Miami during the season, ASU's White was held to his second-lowest rushing total of the season. Miami used a balanced offensive attack to become the fourth straight visiting team to win the Salad Bowl. Jim Bailey's 108 yards rushing topped a 225-yard ground attack, while quarterback Nobby Wirkowski completed 16 of 24 passes for 231 yards.

<b>Miami</b>	7	14	6	7	—	34
<b>Arizona St.</b>	0	7	7	7	—	21

#### Scoring Summary

First Quarter

MU - Pont 1 run (Sautter kick)

Second Quarter

MU - Beckrest 8 pass from Wirkowski (Sautter kick)

MU - Bailey 2 run (Sautter kick)

ASU - White 29 pass from Aja (Fuller kick)

Third Quarter

MU - Maccioli 7 pass from Wirkowski (kick failed)

ASU - Wahlin 4 run (Fuller kick)

Fourth Quarter

MU - Bailey 50 run (Sautter kick)

ASU - White 16 run (Fuller kick)

#### Team Statistics

	ASU	MU
First Downs	21	22
Rushing Yards	240	225
Passes Attempted	22	24
Passes Completed	10	16
Passes Intercepted	2	2
Passing Yards	171	231
Penalties-Yards	6-32	4-20
Punts-Avg.	5-33.2	5-28.5
Fumbles Lost	3	2

#### Individual Statistics

Rushing—ASU: White 17-106, Wahlin 14-76; MU: Bailey 21-108, Pont 15-67

Passing—ASU: Aja 8-18-139-2; MU: Wirkowski 16-24-231-2

Receiving—ASU: White 4-87, Rippel 3-52; MU: Maccioli 4-73, Urich 3-48

### 1962 TANGERINE BOWL HOUSTON 49 MIAMI 21

Dec. 22, 1962  
Tangerine Bowl  
Orlando, Fla.  
Attendance: 7,500

The high-powered Houston Cougars used four second-quarter touchdowns to hand Miami its first bowl defeat in three tries, 49-21 in the 1962 Tangerine Bowl. Houston used a near-perfect balance of rushing (207 yards) and passing (206), while Miami managed just 54 yards on the ground. Miami quarterback Ernie Kellermann completed 17 of 40 passes for 265 yards and one touchdown. Cougar quarterback Billy Roland, who completed 11 of 17 passes for 199 yards, was the game's MVP. Houston's Bill McMillan connected on a school-record seven extra-point tries and added a touchdown reception for 13 points on the day.

<b>Miami</b>	7	0	7	7	—	21
<b>Houston</b>	7	28	7	7	—	49

#### Scoring Summary

MU - Myers 9 pass from Kellermann (Jencks kick)

UH - Lopasky 3 run (McMillan kick)

UH - Brezena 1 run (McMillan kick)

UH - Brezena 44 pass from Roland (McMillan kick)

UH - Lopasky 70 punt return (McMillan kick)

UH - McMillan 5 pass from Roland (McMillan kick)

MU - Kellermann 1 run (Jencks kick)

UH - Lopasky 4 run (McMillan kick)

MU - Neumeier 10 run (Jencks kick)

UH - Lopasky 13 pass from Roland (McMillan kick)

Team Statistics	UH	MU
First Downs	17	18
Rushing Yards	207	54
Passes Attempted	19	40
Passes Completed	13	17
Passes Intercepted	1	2
Passing Yards	206	265
Penalties-Yards	7-83	7-65
Punts-Avg.	3-41.3	5-38.8
Fumbles Lost	0	0

#### Individual Statistics

Rushing—MU: Longworth 6-27, Neumeier 3-14; UH: Brezena 11-55, Roland 7-48

Passing—MU: Kellermann 17-40-265-2; UH: Roland 11-17-199-1

Receiving—MU: Jencks 5-75, Myers 5-75; UH: Lopasky 3-81, Brewer 2-58

## Bowl Games

### 1973 TANGERINE BOWL

MIAMI 16  
FLORIDA 7

Dec. 22, 1973  
Florida Field  
Gainesville, Fla.  
Attendance: 37,234

Miami capped its first undefeated season (11-0) since 1955 with a 16-7 win over Southeastern Conference power Florida in the frigid Tangerine Bowl in Gainesville. Florida finished the regular season 7-4 and tied for fifth in the SEC, but the Gators won their last five games to earn the Tangerine Bowl bid on their home field. Despite 20-degree temperatures, Miami rolled up 239 rushing yards against the SEC's No. 1 defense. Fullback Chuck Varner, the game's Outstanding Back, finished with 157 yards on 28 carries and one touchdown. Quarterback Steve Sanna completed one pass in eight attempts as Miami used a T-formation to get the ball to Varner.

<b>Florida</b>	0	0	0	7	—	7
<b>Miami</b>	3	0	10	3	—	16

#### Scoring Summary

##### First Quarter

MU - Draudt 26 FG

##### Third Quarter

MU - Draudt 45 FG

MU - Varner 3 run (Draudt kick)

##### Fourth Quarter

UF - Moore 1 run (Williams kick)

MU - Draudt 27 FG

#### Team Statistics

	UF	MU
First Downs	12	14
Rushing Yards	90	239
Passes Attempted	21	8
Passes Completed	9	1
Passes Intercepted	4	0
Passing Yards	99	6
Penalties-Yards	3-27	3-39
Punts-Avg.	6-34.3	10-33.3
Fumbles-Lost	4-3	2-1

#### Individual Statistics

Rushing—UF: Gaffney 16-101, Richards 7-49; MU: Varner 28-157, Hitchens 12-62, Smith 12-47

Passing—UF: Bowden 5-9-66-1, Gaffney 3-9-25-1, Davis 1-3-8-2; MU: Sanna 1-8-6-0

Receiving—UF: Moore 3-30, Foldberg 2-25; MU: Williams 1-6

### 1974 TANGERINE BOWL

MIAMI 21  
GEORGIA 10

Dec. 21, 1974  
Tangerine Bowl  
Orlando, Fla.  
Attendance: 15,897

For the second straight year, Miami capped an unbeaten season (10-0-1) by defeating a Southeastern Conference opponent. Miami capitalized on two early Georgia turnovers en route to a 21-10 victory. Miami used its potent rushing attack to pound out 228 yards on the ground, with fullback Rob Carpenter gaining 114 yards on 30 carries. Quarterback Sherman Smith earned Most Valuable Back honors, rushing for 90 yards and scoring one touchdown. He completed only one pass, but it was an important 7-yard touchdown to Ricky Taylor. After taking a 21-3 lead at the half, the Miami defense held the Bulldogs to one touchdown in the second half despite three fumbles by the MU offense.

<b>Miami</b>	14	7	0	0	—	21
<b>Georgia</b>	3	0	7	0	—	10

#### Scoring Summary

MU - Carpenter 1 run (Draudt kick)

UG - Leavitt 20 FG

MU - Taylor 7 pass from Smith (Draudt kick)

MU - Smith 8 run (Draudt kick)

UG - Goff 1 run (Leavitt kick)

#### Team Statistics

	MU	UG
First Downs	18	17
Rushing Yards	228	74
Passes Attempted	8	24
Passes Completed	3	11
Passes Intercepted	0	0
Passing Yards	14	200
Penalties-Yards	3-25	20-24
Punts-Avg.	5-36	4-30
Fumbles-Lost	3-3	5-2

#### Individual Statistics

Rushing—UG: Harrison 17-69;

MU: Carpenter 30-114, Smith 22-90

Passing—UG: Robinson 11-24-190-0;

MU: Smith 1-2-7-0, Sanna 2-4-22-0

Receiving—UG: Appleby 6-102, Wilson 3-45; MU: Schulte 1-15, Taylor 1-7

### 1975 TANGERINE BOWL

MIAMI 20  
SOUTH CAROLINA 7

Dec. 20, 1975  
Tangerine Bowl  
Orlando, Fla.  
Attendance: 20,247

Miami became the only team to capture three consecutive bowl titles from 1973-75 with a 20-7 win over South Carolina in the 1975 Tangerine Bowl. Miami's win gave the team a three-year record of 32-1-1, which tied Oklahoma for the best three-year record in the nation. Miami used its traditionally strong rushing attack to gain 238 yards on the ground, led by fullback Rob Carpenter's 120 yards on 29 carries and two touchdowns. Quarterback Sherman Smith completed 10 of 13 passes for 137 yards with one interception. The South Carolina offense came into the game averaging more than 409 yards of total offense, but the Miami defense held the Gamecocks to 284 yards of total offense, including just 56 rushing yards.

<b>Miami</b>	7	7	3	3	—	20
<b>S. Carolina</b>	0	0	7	0	—	7

#### Scoring Summary

##### First Quarter

MU - Carpenter 5 run (Johnson kick)

##### Second Quarter

MU - Carpenter 1 run (Johnson kick)

##### Third Quarter

MU - Johnson 47 FG

USC - Amrein 3 run (Marino kick)

##### Fourth Quarter

MU - Johnson 33 FG

#### Team Statistics

	MU	USC
First Downs	19	17
Rushes-Yards	60-238	30-56
Passes Attempted	13	29
Passes Completed	10	18
Passes Intercepted	1	1
Passing Yards	137	228
Penalties-Yards	5-35	3-24
Punts-Avg.	4-35.8	6-44.8
Fumbles-Lost	0-0	1-0

#### Individual Statistics

Rushing—MU: Carpenter 29-120, Smith 17-64; USC: Williams 9-57, Long 11-19

Passing—MU: Smith 10-13-137-1; USC: Grantz 18-29-228-1

Receiving—MU: Walker 4-44; Joecken 3-68; USC: Logan 9-109, Stephens 4-51

## Bowl Games

### 1986 CALIFORNIA BOWL SAN JOSE STATE 37 MIAMI 7

Dec. 13, 1986  
Bulldog Stadium  
Fresno, Calif.  
Attendance: 26,000

Entering the 1986 California Bowl, San Jose State led the nation in total offense and passing. The Spartans lived up to their billing in racking up 426 yards en route to a 37-7 win over Miami. San Jose State quarterback Mike Perez completed 21 of 37 passes for 291 yards and three touchdowns, while the San Jose defense forced six turnovers and sacked Miami quarterbacks Terry Morris and Mike Bates six times. The Spartan defense held Miami tailback George Swarn, who had rushed for 1,112 yards during the regular season, to just 46 yards on 15 carries. Perez and Miami defensive tackle Andy Marlatt were honored as the game's Most Valuable Players.

<b>Miami</b>	7	0	0	0	—	7
<b>San Jose St.</b>	3	14	7	13	—	37

#### Scoring Summary

SJ - Olivarez 45 FG  
MU - Stofa 20 pass from Morris  
(Gussman kick)

SJ - Saxon 1 run (Olivarez kick)  
SJ - Liggins 36 pass from Perez  
(Olivarez kick)

SJ - Malauulu 4 pass from Perez  
(Olivarez kick)

SJ - Liggins 31 pass from Perez  
(Olivarez kick)  
SJ - Alexander 39 interception return  
(kick failed)

Team Statistics	SJ	MU
First Downs	23	22
Rushes-Yards	44-113	33-24
Passes Attempted	40	41
Passes Completed	22	18
Passes Intercepted	0	5
Passing Yards	313	208
Penalties-Yards	14-163	10-101
Punts-Avg.	4-29.3	5-34.4
Fumbles-Lost	6-1	1-1

#### Individual Statistics

Rushing—MU: Swarn 12-46, Morris 6-12;  
SJ: Saxon 25-92, Jackson 6-18  
Passing—MU: Morris 15-33-166-4, Bates  
3-8-42-1; SJ: Perez 21-37-291-3,  
Saxon 0-1-0-0, Locy 1-2-22-0  
Receiving—MU: Stofa 5-71, Marhofer 5-69,  
Schillinger 4-67; SJ: Liggins 8-133,  
McCloud 2-41

### 2003 GMAC BOWL MIAMI 49 LOUISVILLE 28

Dec. 18, 2003  
Ladd-Peebles Stadium  
Mobile, Ala.  
Attendance: 40,620

Playing his last game at Miami, junior quarterback Ben Roethlisberger torched the Louisville Cardinals for 376 yards and four touchdown passes, as the RedHawks claimed their first bowl victory since the 1975 Tangerine Bowl, 49-28 over Louisville. Miami scored the first three touchdowns of the game and led by as much as 35-7 after a 26-yard TD pass from Roethlisberger to Michael Larkin. A furious Cardinal rally would close the deficit to 35-28 late in the third quarter, but a Mike Smith touchdown run and a Matt Pusateri interception return for a touchdown would provide the RedHawks with all the security they needed. Roethlisberger, who declared for the NFL Draft following the game, was named the MVP.

<b>Miami</b>	21	14	0	14	—	49
<b>Louisville</b>	0	21	7	0	—	28

#### Scoring Summary

##### First Quarter

MU - Larkin 28 yd pass from Roethlisberger  
(Parseghian kick)  
MU - Murray 2 yd run (Parseghian kick)  
MU - Nance 12 yd pass from Roethlisberger  
(Parseghian kick)

##### Second Quarter

LOU - Gates 1 yd run (Smith kick)  
MU - Brandt 16 yd pass from Roethlisberger  
(Parseghian kick)  
MU - Larkin 26 yd pass from Roethlisberger  
(Parseghian kick)

LOU - Russell 31 yd pass from Bush (Smith kick)  
LOU - Russell 2 yd pass from LeFors (Smith kick)

##### Third Quarter

LOU - Russell 24 yd pass from LeFors (Smith kick)

##### Fourth Quarter

MU - Smith 3 yd run (Parseghian kick)  
MU - Pusateri 35 yd interception return (Parseghian kick)

Team Statistics	LOU	MU
First Downs	28	22
Rushes-Yards	33-221	38-237
Passes (C-A-I)	26-35-0	30-49-1
Passing Yards	376	255
Plays-Total Yards	66-597	65-492
Punts-Average	4-30.0	4-42.2
Fumbles-Lost	2-0	1-0
Penalties-Yards	8-73	5-58
Third Down Conv.	5-10	4-11
Possession Time	30:52	29:08

#### Individual Statistics

Rushing—MU: Murray 15-142, Smith 12-82,  
Roethlisberger 6- (-3); LOU: Gates 12-128,  
LeFors 8-49, Shelton 8-34, Bush 9-33, Haskins  
1- (-7)  
Passing—MU: Roethlisberger 21-33-376-4 TD-  
0 INT; LOU: LeFors 17-26-224-2 TD-3 INT, Bush  
1-1-31-1 TD-0 INT  
Receiving—MU: Nance 9-169, Larkin 5-88, Tyler  
2-43, Robinson 2-41, Busing 1-17, Brandt 1-16,  
Corbin 1-2; LOU: Russell 7-144, Tinch 4-36,  
Gates 3-24, Ghent 2-45, Smith 1-5

### 2004 INDEPENDENCE BOWL IOWA STATE 17 MIAMI 13

Dec. 28, 2004  
Independence Stadium  
Shreveport, La.  
Attendance: 43,000

After rallying to take its first lead of the game midway through the third quarter, Miami was unable to hold off a potent Iowa State ground attack and fell 17-13 to Iowa State. Miami had trailed 10-0 late in the first half, but quarterback Josh Betts hooked up with running back Luke Clemens on a 28-yard touchdown pass to close the gap to three right before the teams headed for the locker room. The RedHawks took their only lead of the game in the third quarter, when Mike Smith scored from two yards out. The dangerous combination of Cyclone running back Stevie Hicks and quarterback Bret Meyer proved too much, however, as ISU rumbled for 295 yards on the ground, including a one-yard touchdown plunge in the fourth quarter that put ISU up for good. Miami had a last chance late in the fourth quarter after stuffing the Cyclones on fourth-and-inches, but ISU's Ellis Hobbs picked off a Betts pass to end the game. The game was the last for Terry Hoepfner as Miami's head coach.

<b>Miami</b>	0	7	6	0	—	13
<b>Iowa State</b>	7	3	0	7	—	17

#### Scoring Summary

ISU - Hicks 4 yd run (Culbertson kick)

ISU - Culbertson 23 yd FG  
MU - Clemens 28 yd pass from Betts (Parseghian kick)

MU - Smith 2 yd run (Soderquist kick blocked)

ISU - Kock 1 yd run (Culbertson kick)

Team Statistics	MU	ISU
First Downs	18	22
Rushes-Yards	25-60	59-295
Passes (C-A-I)	20-44-1	10-28-0
Passing Yards	240	114
Plays-Total Yards	69-300	87-409
Punts-Average	8-45.4	7-37.9
Fumbles-Lost	1-0	0-0
Penalties-Yards	7-48	7-71
Third Down Conv.	2-13	9-20
Possession Time	29:27	30:33

#### Individual Statistics

Rushing—MU: Smith 9-46, Clemens 8-22,  
Murphy 1-0, Betts 7-(-8); ISU: Hicks 27-159,  
Meyer 23-122, Kock 3-7, Blythe 1-6, Davis 1-5,  
Coleman 1-2.  
Passing—MU: Betts 20-44-1TD-1INT  
ISU: Meyer 10-28-114-0TD-0INT.  
Receiving—MU: Robinson 7-101, Corbin 2-40,  
Larkin 2-19, Kirkpatrick 2-17, Busing 2-10,  
Smith 2-9, Clemens 1-28, Tyler 1-14,  
Williams 1-2; ISU: Blythe 3-42, Davis 3-30,  
Barkema 2-23, Miller 2-19.

## Bowl Games

### 2011 GODADDY.COM BOWL MIAMI 35 MIDDLE TENNESSEE STATE 21

Jan. 6, 2011  
Ladd-Peebles Stadium  
Mobile, Ala.  
Attendance: 38,168

Austin Boucher threw for 289 yards and two touchdowns and Thomas Merriweather added 100 yards and two scores on the ground to lead Miami to a 35-21 win over Middle Tennessee in the GoDaddy.com Bowl. The victory made the RedHawks the first team in FBS history to go from double-digits losses (1-11 in 2009) to double-digit wins (10-4 in 2010). The RedHawk defense gave Miami its first lead as true freshman Dayonne Nunley picked off Dasher's pass and ran it in for 52 yards to put Miami on top, 21-14. MTSU came right back on a 54-yard touchdown run to tie the score at 21-21. Later, Chris Givens hauled in a 17-yard pass with 54 seconds left in the third to put the RedHawks on top for good, 28-21, before another Boucher TD pass to Nick Harwell put the final at 35-21. Boucher was the game's MVP, while Merriweather was the Offensive MVP, Nunley was the Defensive MVP and DeMarco Paine was the Special Teams MVP.

<b>MTSU</b>	14	0	7	0	—	21
<b>Miami</b>	7	7	14	7	—	35

#### SCORING SUMMARY

##### First Quarter

MT—Tanner 18-yd run (Gendreau kick)  
MIA— Merriweather 3-yd run (Cook kick)  
MT—Dasher 49-yd run (Gendreau kick)

##### Second Quarter

MIA— Merriweather 3-yd run (Cook kick)

##### Third Quarter

MIA— Nunley 52-yd interception return (Cook kick)  
MT—Tanner, Phillip 54 yd run (Gendreau, Alan kick)  
MIA— Givens 17-yard pass from Boucher (Cook kick)

##### Fourth Quarter

MIA— Harwell 5-yd pass from Boucher (Cook kick)

#### TEAM STATISTICS..... MT ..... MIA

First Downs.....	15	.....	21
Rushes-Yards .....	32-208	.....	40-118
Passes (A-C-I) .....	29-18-4	.....	37-23-2
Passing Yards.....	162	.....	298
Plays-Total Yards.....	61-370	.....	77-416
Punts-Average .....	6-40.2	.....	6-28.8
Fumbles-Lost.....	1-1	.....	2-0
Penalties-Yards .....	6-58	.....	6-53
Third Down Conv.....	4 of 13	.....	7 of 16
Possession Time .....	21:15	.....	38:45

#### INDIVIDUAL LEADERS

**Rushing** — MT: Dasher 17-90; Tanner 11-87; Kyles 3-24; Cunningham 1-7. MIA: Merriweather 27-100; Robinson 4-23; Boucher 6-1; Woods 1-0; TEAM 1-(-1); Harwell 1-(-5).

**Passing** — MT: Dasher 18-29-4-162. MIA: Boucher 22-35-2-289; Scherpenberg 1-1-0-9; TEAM 0-1-0-0.

**Receiving** — MT: Tanner 5-34; Andrews 4-36; McDonald 3-43; Beyah 2-24; Blissard 2-20; Drake 2-5. MIA: Harwell 7-86; Robinson 4-81; Givens 4-60; Paine 3-33; Merriweather 2-13; Bruton 1-14; Woods 1-7; Semmes 1-4.

### 2016 ST. PETERSBURG BOWL MISSISSIPPI STATE 17 MIAMI 16

Dec. 26, 2016  
Tropicana Field  
St. Petersburg, Fla.  
Attendance: 15,717

The Miami University football team battled to the end against Mississippi State in the St. Petersburg Bowl on Monday, but the Bulldogs blocked the RedHawks' 37-yard field goal attempt with five seconds remaining to hold on for a 17-16 victory. Miami (6-7 overall) outgained Mississippi State (6-7 overall) 433-335 yards during the contest, holding the lead until the fourth quarter. Sophomore quarterback Gus Ragland finished 21-for-29 for 257 yards with two touchdowns and an interception. His top target was junior tight end Ryan Smith, who had seven receptions for 72 yards, both career highs.

<b>MSU</b>	0	7	7	3	—	17
<b>Miami</b>	3	6	7	0	—	16

#### SCORING SUMMARY

##### First Quarter

MIA - Nick Dowd 18 yd field goal

##### Second Quarter

MIA - James Gardner 6 yd pass from Gus Ragland (Nick Dowd kick blocked)  
MS - Nick Fitzgerald 2 yd run (Westin Graves kick)

##### Third Quarter

MIA - Ryan Smith 1 yd pass from Gus Ragland (Nick Dowd kick)  
MS - Nick Fitzgerald 44 yd run (Westin Graves kick)

##### Fourth Quarter

MS - Westin Graves 36 yd field goal

#### TEAM STATISTICS ..... MIA.....MS

First Downs.....	24	.....	17
Rushes-Yards .....	35-170	.....	33-209
Passes (A-C-I) .....	31-22-1	.....	27-13-0
Passing Yards.....	263	.....	126
Plays-Total Yards.....	66-433	.....	60-335
Punts-Average .....	2-39.5	.....	4-42.5
Fumbles-Lost.....	1-1	.....	0-0
Penalties-Yards .....	3-30	.....	2-25
Third Downs.....	3-9	.....	7-14
Possession Time .....	35:08	.....	24:52

### 2020 LENDINGTREE BOWL LOUISIANA 27 MIAMI 17

Jan. 6, 2020  
Ladd-Peebles Stadium  
Mobile, Ala.  
Attendance: 29,212

The 2019 Mid-American Conference champion Miami RedHawks saw their season come to an end Monday night in Mobile as the 'Hawks (8-6) fell to the Louisiana Ragin' Cajuns (11-3) 27-17 in the LendingTree Bowl.

Jaylon Bester had a pair of touchdowns on the ground to lead the RedHawk offense. Brett Gabbert went 22-31 for 248 yards, while Jack Sorenson had a career-high and Miami bowl record 10 receptions for 107 yards. Gabbert's 22 completions also ties a Miami bowl record, as Austin Boucher in 2011 and Gus Ragland in 2016 both reached the same mark.

<b>Louisiana</b>	0	10	14	3	—	27
<b>Miami</b>	0	7	3	7	—	17

#### SCORING SUMMARY

##### First Quarter

None

##### Second Quarter

MIA - Jaylon Bester 5 yd run (Sloman kick)  
LA - Artigue 33 yd FG  
LA - Mitchell 2 yd run (Artigue kick)

##### Third Quarter

LA - Bradley 9 yd pass from Lewis (Artigue kick)  
MIA - Sloman 39 yd FG  
LA - Bradley 12 yd pass from Lewis (Artigue kick)

##### Fourth Quarter

MIA - Bester 1 yd run (Sloman kick)  
Artigue 38 yd FG

#### TEAM STATISTICS ..... LA..... MIA

First Downs.....	18	.....	22
Rushes-Yards .....	34-155	.....	37-103
Passes (A-C-I) .....	19-26-0	.....	22-31-0
Passing Yards.....	246	.....	248
Plays-Total Yards.....	60-401	.....	69-351
Punts-Average .....	4-45.2	.....	3-46.7
Fumbles-Lost.....	1-0	.....	2-1
Penalties-Yards .....	9-53	.....	3-23
Third Downs.....	5-12	.....	6-13
Possession Time .....	28:17	.....	31:43



## Bowl Games

### 2021 FRISCO FOOTBALL CLASSIC MIAMI 27 NORTH TEXAS 14

Dec. 23, 2021  
Toyota Stadium  
Frisco, Texas  
Attendance: 11,721

Miami held North Texas scoreless in the second half and posted a convincing 27-14 win in the Frisco Football Classic presented by Ryan Thursday afternoon. Despite missing key starters Sterling Weatherford and Matthew Salopek, the RedHawks (7-6) used a stingy defense to hold the Mean Green (6-7) to 89 rushing yards, well off their average of 246.

Brett Gabbert, the game's Most Outstanding Offensive Player, threw two touchdowns and completed 22 of 31 passes for 228 yards, with more than half of those yards going to Jack Sorenson. Sorenson pulled in seven catches for 116 yards, becoming the fourth Miami player all-time to accumulate at least 3,000 career receiving yards. Kenny Tracy had a career-high 92 rushing yards and a touchdown for the Red and White.

<b>Miami</b>	10	10	7	0	—	27
<b>North Texas</b>	7	7	0	0	—	14

#### SCORING SUMMARY

##### First Quarter

MIA - Graham Nicholson 48 yd FG  
UNT - Isaiah Johnson 1 yd TD run (Mooney kick)  
MIA - Kenny Tracy 8 yd TD run (Nicholson kick)

##### Second Quarter

UNT - Austin Aune 2 yd TD run (Mooney kick)  
MIA - Graham Nicholson 36 yd FG  
MIA - Kevin Davis 5 yd pass from Brett Gabbert (Nicholson kick)

##### Third Quarter

MIA - Nate Muersch 11 yd pass from Brett Gabbert (Nicholson kick)

##### Fourth Quarter

None

#### TEAM STATISTICS .....UNT.....MIA

First Downs .....	18.....	27
Rushes-Yards .....	32-89.....	47-203
Passes (A-C-I) .....	15-32-2.....	22-31-0
Passing Yards.....	228.....	230
Plays-Total Yards.....	64-317.....	78-433
Punts-Average .....	5-54.0.....	3-46.0
Fumbles-Lost.....	0-0.....	1-0
Penalties-Yards .....	5-69.....	5-35
Third Downs .....	5-13.....	8-16
Possession Time .....	21:39.....	38:21

### 2022 BAHAMAS BOWL MIAMI 20 ALABAMA AT BIRMINGHAM 24

Dec. 16, 2022  
Thomas A. Robinson National Stadium  
Nassau, Bahamas  
Attendance: 12,172

The Miami University football team rallied from 10-0 and 17-13 deficits to take second-half leads, but UAB scored with 1:33 left to edge the RedHawks 24-20 in the HomeTown Lenders Bahamas Bowl on Friday. Miami drove the ball down the field once more on its final possession but came up two yards short of a dramatic victory on the last play of the game.

Aveon Smith threw for 162 yards and two touchdowns and added 50 rushing yards for the RedHawks (6-7). Trea Shropshire had 183 receiving yards to lead the Blazers (7-6).

<b>Miami</b>	0	6	7	7	—	20
<b>UAB</b>	10	0	0	14	—	24

#### SCORING SUMMARY

##### First Quarter

UAB - Trea Shropshire 10 yard pass from Dylan Hopkins (Quinn kick)  
UAB - Matt Quinn 42 yd FG

##### Second Quarter

MIA - Mac Hippenhammer 33 yard pass from Aveon Smith (kick failed)

##### Third Quarter

MIA - Kevin Davis 4 yard run (Nicholson kick)

##### Fourth Quarter

UAB - Jermaine Brown 3 yard run (Quinn kick)  
MIA - Kenny Tracy 10 yard pass from Aveon Smith (Nicholson kick)  
UAB - Jermaine Brown 12 yard run (Quinn kick)

#### TEAM STATISTICS .....UAB.....MIA

First Downs .....	24.....	19
Rushes-Yards .....	38-138.....	37-110
Passes (A-C-I) .....	17-28-1.....	15-27-0
Passing Yards.....	252.....	162
Plays-Total Yards.....	66-390.....	64-272
Punts-Average .....	1-37.0.....	4-45.2
Fumbles-Lost.....	3-2.....	0-0
Penalties-Yards .....	7-75.....	5-50
Third Downs .....	7-12.....	3-14
Possession Time .....	33:20.....	26:40

## Miami's Bowl Game Records

### TEAM

**Most Plays:** 77 vs. South Carolina, 1975 Tangerine; vs. MTSU, 2011 GoDaddy.com  
**Most Total Offense Yards:** 597 vs. Louisville, 2003 GMAC  
**Most Rushing Attempts:** 60 vs. South Carolina, 1975 Tangerine  
**Most Rushing Yards:** 294 vs. Texas Tech, 1947 Sun  
**Most Pass Completions:** 23 vs. Middle Tennessee St., 2011 GoDaddy.com  
**Most Pass Attempts:** 44 vs. Iowa State, 2004 Independence  
**Most Passing Yards:** 376 vs. Louisville, 2003 GMAC  
**Most Interceptions Thrown:** 5 vs. San Jose State, 1986 California  
**Most Punts:** 10 vs. Florida, 1973 Tangerine  
**Highest Punting Average:** 45.4 vs. Iowa State, 2004 Independence  
**Most Punt Returns:** 6 vs. three teams  
**Most Punt Return Yardage:** 72 vs. Iowa State, 2004 Independence  
**Most Kickoff Returns:** 7 vs. Houston, 1962 Sun  
**Most Kickoff Return Yards:** 175 vs. Houston, 1962 Tangerine  
**Most Field Goals Attempted:** 3 vs. Houston, 1962 Tangerine  
**Most Field Goals Made:** 3 vs. Houston, 1962 Tangerine  
**Most Points Scored:** 49 vs. Louisville, 2003 GMAC  
**Most First Downs:** 28 vs. Louisville, 2003 GMAC  
**Most Penalties:** 10 vs. San Jose State, 1986 California  
**Most Penalty Yards:** 101 vs. San Jose State, 1986 California  
**Most Fumbles:** 3 vs. Georgia, 1974 Tangerine  
**Most Fumbles Lost:** 3 vs. Georgia, 1974 Tangerine

### INDIVIDUAL

**Most Rushing Attempts:** 30 by Rob Carpenter (114 yards) vs. Georgia, 1974 Tangerine  
**Most Rushing Yards:** 157 yards by Chuck Varner (28 carries) vs. Florida, 1973 Tangerine  
**Most Rushing Touchdowns:** 2 by Jim Bailey vs. Arizona State, 1950 Salad; Rob Carpenter vs. Georgia, 1974 Tangerine; Thomas Merriweather vs. Middle Tennessee State, 2011 GoDaddy.com  
**Most Pass Completions:** 22 by Austin Boucher vs. Middle Tennessee State, 2011 GoDaddy.com; Gus Ragland vs. Mississippi State, 2016 St. Petersburg Bowl; Brett Gabbert vs. Louisiana, 2020 LendingTree Bowl  
**Most Pass Attempts:** 44 by Josh Betts vs. Iowa State, 2004 Independence  
**Most Passing Yards:** 376 by Ben Roethlisberger vs. Louisville, 2003 GMAC  
**Most Touchdown Passes:** 4 by Ben Roethlisberger vs. Louisville, 2003 GMAC  
**Most Interceptions Thrown:** 4 by Terry Morris vs. San Jose State, 1986 California  
**Most Receptions:** 10 by Jack Sorenson vs. Louisiana, 2020 LendingTree Bowl  
**Most Receiving Yards:** 169 by Martin Nance, 2003 GMAC  
**Most Touchdown Receptions:** 2 by Michael Larkin vs. Louisville, 2003 GMAC  
**Most Points Scored:** 12 by Jim Bailey vs. Arizona State, 1950 Salad; Rob Carpenter vs. Georgia, 1974 Tangerine; Michael Larkin vs. Louisville, 2003 GMAC; Thomas Merriweather vs. MTSU, 2011 GoDaddy.com; Jaylon Bester vs. Louisiana, 2020 LendingTree Bowl  
**Most Field Goals Attempted:** 3 by Bob Jencks vs. Houston, 1962 Tangerine  
**Most Field Goals Made:** 3 by Bob Jencks vs. Houston, 1962 Tangerine

**Most Punts:** 10 by Chuck Varner vs. Florida, 1973 Tangerine  
**Highest Punting Average:** 45.4 by Mike Wafzig vs. Iowa State (8 attempts), 2004 Independence Bowl  
**Most Interceptions:** 2 by John McVay vs. Florida, 1973 Tangerine

### LONGEST PLAYS

**Rush:** 50 yards by Jim Bailey vs. Arizona State, 1950 Salad  
**Rushing TD:** 50 yards by Jim Bailey vs. Arizona State, 1950 Salad  
**Pass:** 70 yards from Austin Boucher to Armand Robinson vs. Middle Tennessee State, 2011 GoDaddy.com  
**Passing TD:** 28 yards from Ben Roethlisberger to Michael Larkin vs. Louisville, 2003 GMAC; 28 yards from Josh Betts to Luke Clemens vs. Iowa State, 2004 Independence  
**Punt:** 67 yards by Mike Wafzig vs. Iowa State, 2004 Independence  
**Field Goal:** 47 yards by Fred Johnson vs. South Carolina, 1975 Tangerine  
**Punt Return:** 44 by Ryne Robinson vs. Iowa State, 2004 Independence; DeMarco Paine vs. MTSU, 2011 GoDaddy.com  
**Kickoff Return:** 39 yards by Dayonne Nunley vs. MTSU, 2011 GoDaddy.com  
**Interception Return:** 52 yards by Dayonne Nunley vs. MTSU, 2011 GoDaddy.com

### COMPLETE MIAMI BOWL GAME HISTORY

- 1948 Sun Bowl (Won 13-12 vs. Texas Tech)
- 1950 Salad Bowl (Won 34-21 vs. Arizona State)
- 1962 Tangerine Bowl (Lost, 49-21 vs. Houston)
- 1973 Tangerine Bowl (Won, 16-7 vs. Florida)
- 1974 Tangerine Bowl (Won, 21-10 vs. Georgia)
- 1975 Tangerine Bowl (Won, 20-7 vs. South Carolina)
- 1986 California Bowl (Lost, 37-7 vs. San Jose State)
- 2003 GMAC Bowl (Won, 49-28 vs. Louisville)
- 2004 Independence Bowl (Lost, 17-13 vs. Iowa State)
- 2010 GoDaddy Bowl (Won, 35-21 vs. Middle Tennessee State)
- 2016 St. Petersburg Bowl (Lost, 17-16 vs. Mississippi State)
- 2020 LendingTree Bowl (Lost, 27-17 vs. Louisiana)
- 2021 Frisco Football Classic (Won, 27-14 vs. North Texas)
- 2022 Bahamas Bowl (Lost, 24-20 vs. Alabama at Birmingham)

## All-Star Game And Bowl Participants

### All-American Bowl (Tampa, FL)

1969 Bob Babich  
1975 Mike Biehle  
1976 Sherman Smith

### Blue-Gray Game (Montgomery, AL)

1949 Mel Olix  
1953 Tom Pagna  
1956 Tom Dimitroff  
1957 Dave Thelen  
1966 Ed Philpott  
1992 Ron Carpenter  
1997 Damian Vaughn

### Casino Del Sol College All-Star Game (Tucson, AZ)

2013 Andy Cruse

### College All-Star Game (Chicago, IL)

1963 Bob Jencks

### East-West Shrine Classic (Palo Alto, CA)

1976 Rob Carpenter  
1979 Kirk Springs  
1997 Matt Cravens  
1999 JoJuan Armour  
2000 Dustin Cohen  
2008 Jake Richardson  
2012 Brandon Brooks

### Coaches All-American Classic (Waco, TX)

1975 Brad Cousino

### Hula Bowl/Maui Classic (Honolulu, HI)

1961 Bill Triplett  
1992 Ron Carpenter\*  
1999 JoJuan Armour  
Paris Johnson  
2000 Dustin Cohen  
2006 Josh Betts  
Todd Londot  
\* Defensive MVP

### North-South Shrine Game (Pontiac, MI)

1956 Tom Troxell  
1969 Bob Babich  
1970 Gary Arthur

### Senior Bowl (Mobile, AL)

1955 Dick Chorovich  
1956 Roger Siesel  
Tom Troxell  
1963 Bob Jencks  
Tom Nomina  
1969 Bob Babich  
1987 Sheldon White  
2000 Travis Prentice  
Trevor Gaylor  
2001 Sly Johnson  
2003 Jacob Bell  
2004 Alphonso Hodge  
2005 Darrell Hunter  
Martin Nance  
2013 Zac Dysert  
2014 Quinten Rollins  
2021 Dominique Robinson  
Sterling Weatherford


### Paradise Bowl (Provo, UT)

2002 Milt Bowen  
2002 Ryan Terry  
2002 Matt Robillard

### Eastham Energy All-Star Game (Tempe, AZ)

2011 Armand Robinson

## Years To Remember: 1973



The 1973 football season is the opening chapter in a trilogy of seasons that helped Miami carve a unique niche in college football history. From 1973-75, Miami amassed an amazing 32-1-1 record, capturing three Mid-American Conference and Tangerine Bowl titles along the way.

Miami opened the 1973 season with a 32-0 win over Dayton. In a sign of things to come, the MU defense held the Flyers to just nine rushing yards and 63 passing yards,

while Miami's offense rolled up 384 total yards.

In Week 2, Miami traveled to West Lafayette to take on Big Ten foe Purdue. The Boilermakers led 19-10 midway through the fourth quarter when Miami staged a furious comeback.

Junior Brad Cousino blocked a Purdue punt and returned it 26 yards to the Purdue 34 yard-line. That set up a 30-yard TD pass from Steve Sanna to fullback Chuck Varner that cut the gap to 19-17.

Miami held Purdue on the following series and again forced the Boilermakers to punt. Miami's pressure on the punt resulted in just a 14-yard kick, giving Miami the ball on its own 39 yard-line. Varner ended the ensuing 61-yard scoring drive with a 3-yard plunge, his third touchdown of the game, to give Miami the win.

In a Week 3 tilt at South Carolina, Miami was out to prove that its 21-8 win over the

Gamecocks the previous year was no fluke. After a 3-3 first half, Miami went up 10-3 in the third quarter on a 20-yard run by Varner. That score was set up when junior John Roudebush recovered a South Carolina fumble on the Gamecock 34-yard line. Miami recovered another USC fumble later in the period, and sophomore David Draudt kicked a 37-yard field goal to give Miami a 13-3 lead. Despite allowing a fourth-quarter touchdown, the Miami defense proved to be the difference in the 13-11 win, holding South Carolina to 169 total yards and nine first downs.

"Our defense did another great job just like it did last week against Purdue," said head coach Bill Mallory. "These have to be the best back-to-back victories in Miami football history."

Miami opened the MAC slate with an easy 31-6 victory over Marshall. Hitchens opened the game with two touchdown runs in the first quarter and finished the half with 83 yards. Miami's rushing attack tallied 241 yards, while defense held the Thundering

Herd to just 24 rushing yards.

Miami was without its top two players, Hitchens and Cousino, when Ohio visited Oxford for Homecoming. Subbing for the injured Hitchens, sophomore Randy Walker scored Miami's only touchdown in the first quarter. Walker finished

with 160 yards on 38 carries. Draudt sealed the 10-6 victory with a 41-yard field goal in the fourth quarter. Miami's defense held the Bobcats to 67 rushing yards, 54 passing yards and six first downs.

The running attack of Varner, Hitchens and Smith helped the Red and White spoil Bowling Green's Homecoming, 31-8, in Week 6. MU rolled up 380 of its 421 total yards on the ground, as all three backs topped 100 yards. Hitchens led the way with 122 yards, including a season-long 62-yarder in the first quarter.

Defense was the name of the game when Miami put its 6-0 record on the line against Toledo on Oct. 27. Playing in front

of the largest home crowd of the season, Miami thwarted the high-powered Toledo offense, which was led by the nation's top offensive player, quarterback Gene Swick. The Miami defense held the Rockets to just seven

rushing yards and limited Swick to 151 passing yards in a 16-0 shutout. Hitchens scored the game's only TD in the first quarter, and Draudt set a school record with three field goals.

The following week, Miami was held to just 52 rushing yards but still managed a 24-9 win at Western Michigan. Miami got off to a quick start when Walker returned the opening kickoff 97 yards for a score, the longest kick return in school history. Miami scored two more first-half TDs on Steve Sanna's 75- and 64-yard scoring strikes to Larry Harper and John Wiggins.

In Week 9, all that stood in the way of Miami's first MAC title in seven years and a trip to the Tangerine Bowl was defending conference champion Kent. Miami led 17-10 after three quarters on the strength of Varner's 9-yard TD catch and 2-yard scoring run. Draudt iced the 20-10 road win with a school-record 52-yard field goal in the fourth quarter.

Miami closed out the regular season with a 6-0 victory over Cincinnati in the traditional Thanksgiving Week game. The only score came when Larry Harper returned the opening kickoff 95 yards for a score. The Miami defense held the Bearcats to 92 total yards and finished the season as the nation's leader in total defense and rushing defense.

In the Tangerine Bowl in Gainesville, Fla., Miami was pitted against Southeastern Conference power Florida. Despite 20-degree weather, Miami amassed 239 rushing yards against the SEC's top defense en route to a 16-7 victory. Varner carried 28 times for 157 yards and a touchdown and was named the game's Outstanding Back. Miami's heralded defense limited the Gators to 189 total yards, including just 90 rushing yards.

The victory capped Miami's first undefeated season since 1955 and gave the squad a No. 15 ranking in the final Associated Press poll.

### Final AP Poll

1. Notre Dame
2. Ohio State
3. Oklahoma
4. Alabama
5. Penn State
6. Michigan
7. Nebraska
8. USC
9. Arizona State
10. Houston
11. Texas Tech
12. UCLA
13. LSU
14. Texas
15. MIAMI (OH)
16. North Carolina
17. Missouri
18. Kansas
19. Tennessee
20. Maryland
- Tulane

### MAC & Tangerine Bowl Champs

Sept. 15	.....Dayton	.....W	.....32-0
Sept. 22	.....at Purdue	.....W	.....24-19
Sept. 29	.....at South Carolina	.....W	.....13-11
Oct. 6	.....Marshall	.....W	.....31-6
Oct. 13	.....Ohio	.....W	.....10-6
Oct. 20	.....at Bowling Green	.....W	.....31-8
Oct. 27	.....Toledo	.....W	.....16-0
Nov. 3	.....at Western Michigan	.....W	.....24-9
Nov. 10	.....at Kent	.....W	.....20-10
Nov. 17	.....Cincinnati	.....W	.....6-0
Dec. 22	.....vs. Florida *	.....W	.....16-7

\* Tangerine Bowl, Gainesville, FL



## Years To Remember: 1974

After the successful 1973 season, Miami lost 12 letterwinners to graduation, and head coach Bill Mallory left the "Cradle" to build a national power at Colorado. Those people left behind a winning legacy, however, and this season's team rallied behind the cry of "11 more in '74."

In his first game as head coach, Dick Crum shut out Eastern Michigan 39-0. It was the first time the two schools had met on the gridiron, and the triumph gave Miami a school-record 13 victories in a row. Miami's potent rushing attack racked up 284 yards in the game, led by junior Randy Walker, who totaled 103 yards. The powerful Miami defense, which led the nation in total defense in 1973, showed that it was still a force, holding EMU to one yard passing and 104 total yards in the game.

Miami's winning streak ended the following week with a 7-7 tie at Purdue. After a scoreless first half, Purdue took a 7-0 lead late in the third quarter. Miami tied the game on a 35-yard touchdown pass from Steve Sanna to Ricky Taylor with 2:53 left to play. Purdue had a chance to win the game but missed a 32-yard field goal with four seconds left. Sanna completed 23 of 36 passes for 227 yards on the day.

Marshall felt the wrath of Miami the following week as the Red and White got back on winning track with a 42-0 branding of the Herd. After a disappointing rushing attack the previous week, Miami rolled up 344 rushing yards at Marshall. Walker and sophomore Rob Carpenter combined for 235 yards and four touchdowns in the game.

In the Week 4 contest at Kentucky, the Wildcats jumped out to a 10-0 lead in the first seven minutes of the game. Despite surrendering 349 total yards in the game, Miami did not relinquish another point the rest of the game, and rallied for a 14-10 victory. Brad Cousino helped set up both of Miami's third-quarter touchdowns, forcing a fumble that set up a 6-yard touchdown pass from Sherman Smith to Ricky Taylor, and later blocking a Wildcat punt that was recovered by Brad Miller for the deciding score.

The next two weeks saw Miami dismantle MAC rivals Ohio and Bowling Green by a combined score of 65-13. In

the 31-3 victory at Ohio, Miami piled up 397 rushing yards, including 123 by Walker. In a 34-10 win over Bowling Green, Miami ran for 264 yards. Smith led the way with 109 yards, while Carpenter pitched in with 84 yards and two TDs.

Toledo took to the air in Week 7 to try to upset the 5-0-1 Redskins. Rocket quarterback Gene Swick assaulted the Miami secondary by completing 25 of 38 passes for 341 yards and a touchdown. Miami clung to a 17-14 lead heading into the fourth quarter and looked for someone to put the game away. Carpenter proved to be the man for the job, scoring on runs of 49 and 20 yards en route to 181 yards and UPI Running Back of the Week honors. Walker completed a halfback option to Larry Harper for Miami's final score in the 38-22 win.


After being scorched by the Toledo offense, Miami's defense responded with a 31-0 shutout of Western Michigan. Smith led Miami's rushing attack with 132 yards and two TDs. Looking to capture its second consecutive MAC championship, Miami played host to Kent in the home finale. The preseason MAC favorite, Kent had already been eliminated from title contention but was looking to spoil Miami's title hopes. Miami led 16-10 in the fourth quarter, but the Flashes used an 80-yard, 19-play scoring drive to take a 17-16 lead with just 59 seconds remaining.

On Miami's final possession, Walker completed a 28-yard option pass to Smith to get the Redskins near midfield, and Senna completed a pair of sideline passes that moved Miami to the Kent 22-yard line. After three quick running plays resulted in no gain, the game was in the hands and foot of kicker David Draudt, whose 39-yard game-winner with six seconds left gave Miami its second consecutive conference championship and a return trip to the Tangerine Bowl.

Said Draudt: "This has not been a very good year for me. I had missed some field goals I should have made, but this was one I wasn't going to miss."

### Final AP Poll

1. Oklahoma
2. USC
3. Michigan
4. Ohio State
5. Alabama
6. Notre Dame
7. Penn State
8. Auburn
9. Nebraska
10. MIAMI (OH)
11. North Carolina
12. Michigan St.
13. Maryland
14. Baylor
15. Florida
16. Texas A&M
17. Mississippi St.
18. Texas
19. Houston
20. Tennessee



Miami concluded the regular season with a 9-0-1 record after a 27-7 triumph at rival Cincinnati. Miami put up 21 points in the opening half on a fumble recovery on the opening drive and two touchdown passes from Sanna. Miami's defense handled the rest, limiting the Bearcats to 119 total yards, including just 14 rushing yards, and three first downs.

For the second consecutive year, Miami concluded its season with a trip to Orlando for the Tangerine Bowl. Miami turned two Georgia turnovers into scores in taking an early 14-3 lead. Miami then used its running attack to pound out 228 yards, slowing down Georgia's potent offense in the process. Carpenter led Miami with 114 yards on 30

carries, but it was quarterback Sherman Smith who made a big difference in the outcome. Smith rushed for 90 yards and a touchdown, and completed a 7-yard TD pass to earn Most Valuable Back honors. Despite losing three fumbles in the second half, Miami limited the Bulldogs to one score

en route to the 21-10 victory.


Miami ended the season with a 10-0-1 record and enjoyed a No. 10 ranking in the final Associated Press poll, marking the first time a MAC team had finished among the Top 10 teams nationally.

### MAC & Tangerine Bowl Champs

Sept. 7	.....Eastern Michigan	.....W	.....39-0
Sept. 21	.....at Purdue	.....T	.....7-7
Sept. 28	.....at Marshall	.....W	.....42-0
Oct. 5	.....at Kentucky	.....W	.....14-10
Oct. 12	.....at Ohio	.....W	.....31-3
Oct. 19	.....Bowling Green	.....W	.....34-10
Oct. 26	.....at Toledo	.....W	.....38-22
Nov. 2	.....Western Michigan	.....W	.....31-0
Nov. 9	.....Kent	.....W	.....19-17
Nov. 16	.....at Cincinnati	.....W	.....27-7
Dec. 21	.....vs. Georgia *	.....W	.....21-10

\* Tangerine Bowl, Orlando, FL

## Years To Remember: 1975



As the 1975 season opened, Miami rode an impressive 23-game unbeaten streak that dated back to the final game of the 1972 season. More importantly, the Redskins had their sights set on a third consecutive Mid-American Conference championship.

The Red and White opened the campaign with a 50-0 thrashing of Marshall at Miami Field. The Miami offense blistered the Herd for 476 total yards, including 416 rushing yards. The 50 points were the most scored by Miami since a 66-6 blowout of Marshall in 1971.

Miami traveled to Michigan State in Week 2 looking to extend not only its unbeaten streak but also its three-game unbeaten streak against Big Ten foes. The Spartans struck first on a 4-yard touchdown run in the second quarter to lead 7-0 at halftime. Miami opened the second half with an 80-yard drive that was capped by a 30-yard scoring strike from Sherman Smith to running back Randy Walker. The extra point missed, however, making the score 7-6. After Miami recovered a Michigan State fumble at the Spartan 19-yard line midway through the third period, Smith broke through the Michigan State defense from 12 yards out and put Miami up 13-7. Michigan State climbed back on top with a 56-yard aerial strike with 1:08 left in the game and held on for a 14-13 win, ending Miami's school-record 24-game unbeaten streak.

Still regrouping from the previous week's loss, Miami returned home for a hard-fought battle with Ball State. Miami held on to defeat the Cardinals, 35-28, extending its MAC winning streak to 12 games.

Week 4 saw Miami make its third trip in three years to Ross-Ade Stadium to take on Purdue. Neither team was able to reach the 200-yard mark in total offense, but Miami used a Purdue turnover on its own 34-yard line to punch in its first touchdown on a 4-yard run by Tom Zwyer. Miami iced the game late in the fourth quarter on a 2-yard plunge by Rob Carpenter, securing the 14-3 victory.

In the next week's game at Dayton, Miami used a blocked punt safety and a 30-yard touchdown pass from Smith to Mike Rhodes to capture a 10-0 win over the Flyers. The MU defense limited Dayton to just three first downs and 190 yards of total offense.

The following week, the Miami defense smothered Ohio in a 17-9 win. In one of the all-time best defensive efforts in school history, the Red and White limited the Bobcats to just 88 total yards, including minus nine rushing yards.

The Miami defense stood tall again against Bowling Green in Week 7. After allowing the Falcons 10 first-half points, the Redskins shut down Bowling Green and caused two second-half turnovers that allowed Miami to escape, 20-17. The game-winning score was a 42-yard field goal by freshman Fred Johnson with 3:46 left in the game.

In the Parents' Day tilt in Week 8, Miami faced the high-powered Toledo Rockets. Miami used its ground attack to control the game and keep the ball out of the hands of Toledo quarterback Gene Swick. Running back Randy Walker spearheaded the 35-21 victory by piling up 163 yards and a touchdown, including 111 yards in the first half.

Miami became just the second team in MAC history to win three consecutive league titles with its 44-21 victory over Western Michigan in Week 9, guaranteeing the

Redskins another trip to the Tangerine Bowl. Miami's rushing attack accounted for 478 yards and all six MU touchdowns. Smith led the ground assault with 175 yards and four touchdowns.

In the conference finale, Carpenter led the Redskins to a 27-8 win over Kent, giving Miami its third straight undefeated league record and pushing the team's three-year conference mark to 16-0. Carpenter accounted for three of Miami's four touchdowns and 153 of the team's 285 rushing yards.

Miami won its fifth straight decision over Cincinnati in the regular-season finale, 21-13. For the second week in a row, Carpenter topped the 150 yard mark, finishing the regular season with 1,022 rushing yards.

Miami's visit to the 1975 Tangerine pitted two teams with stark contrasting styles.

South Carolina used a high-powered offense, led by quarterback Jeff Grantz, to average more than 409 yards of total offense, while Miami relied on a stingy defense that allowed just 213 yards a game.

Miami used its traditional running attack to grind out 238 yards on the ground, led by Carpenter's 120 yards and two touchdowns. Smith also played an important role in the Redskins' 20-7 win, completing 10 of 13 passes for 137 yards and running for another 64 yards. The Miami defense held the Gamecocks to 284 total yards, including just 56 rushing yards.

Miami ended the season with an 11-1 record and was ranked in the Top 20 for the third year in a row, this time finishing at No. 12. Miami's near-perfect record of 32-1-1 over the previous three seasons was matched only by 1975 national champion Oklahoma.

### MAC & Tangerine Bowl Champs

Sept. 13	.....Marshall	.....W	.....50-0
Sept. 20	.....at Michigan State	.....L	.....13-14
Sept. 27	.....Ball State	.....W	.....35-28
Oct. 4	.....at Purdue	.....W	.....14-3
Oct. 11	.....at Dayton	.....W	.....10-0
Oct. 18	.....Ohio	.....W	.....17-9
Oct. 25	.....at Bowling Green	.....W	.....20-17
Nov. 1	.....Toledo	.....W	.....35-21
Nov. 8	.....at Western Michigan	.....W	.....44-21
Nov. 15	.....at Kent	.....W	.....27-8
Nov. 22	.....Cincinnati	.....W	.....21-13
Dec. 20	.....vs. South Carolina *	.....W	.....20-7

\* Tangerine Bowl, Orlando, FL

### Final AP Poll

1. Oklahoma
2. Arizona State
3. Alabama
4. Ohio State
5. UCLA
6. Texas
7. Arkansas
8. Michigan
9. Nebraska
10. Penn State
11. Texas A&M
12. MIAMI (OH)
13. Maryland
14. California
15. Pittsburgh
16. Colorado
17. USC
18. Arizona
19. Georgia
20. West Virginia

## Years To Remember: 2003



Behind a high-flying offense that staged an all-out assault on the program and MAC record books and a defense with a knack for big plays, Miami University returned to the national college football stage, ending the program's longest MAC Championship drought and earning its first bowl game victory since 1975.

Ironically, the highest-scoring offense in program history made a dismal debut at the University of Iowa, falling 21-3—the first time the Red and White was kept out of the endzone in 93 games. Junior place kicker Jared Parseghian extended his MAC record with his 18th consecutive field goal conversion on Miami's opening drive, but the RedHawks, who were twice intercepted in the red zone, would not score again.

After an uncharacteristically early bye week, Miami returned to action at Northwestern University two weeks later and took out its frustrations with a 44-14 thrashing of the Wildcats. Junior quarterback Ben Roethlisberger shook off his four-interception performance at Iowa by torching Northwestern for 353 yards and three touchdowns, including a season-long 61-yard TD strike to Martin Nance, who caught four passes for 126 yards and two touchdowns in a breakout performance.

Miami made its first visit to Ft. Collins, Colo., the following week to take on Colorado

State. On an eye-opening day, the RedHawks ambushed the Rams in their own house, scoring the game's first 14 points and leading by as much as 21. It was junior running back Mike Smith's day to break out, as Smith rolled through the Rams for 125 yards and three TDs.

The next week brought the 108th Battle of the Victory Bell, as Miami and Cincinnati clashed on the RedHawks' brand new field turf. Miami roared out to a 28-0 lead and held a 42-17 edge early in the fourth quarter, but the Bearcats rallied with 20 unanswered points in the fourth. With UC receiving a punt that would put it in position to drive for a winning score, Miami forced a key fumble to secure Miami's third straight Victory Bell win.

With the arrival of October, Miami began conference play with a homecoming tilt versus Akron. Miami built a 24-10 advantage in the third quarter, but the Zips tallied 10 unanswered points and were driving for the go-ahead score in the fourth quarter. An interception by sophomore John Busing killed the drive and Akron's chances, as Miami

tallied 21 points in the fourth quarter and clinched the 45-20 win.

Sophomore punt returner Ryne Robinson put on a show for a Parent's Weekend crowd the following weekend versus Buffalo. Robinson returned back-to-back punts for touchdowns and set a MAC record with 237 punt

return yards, as Miami dominated, 59-3.

After its three-game homestand, Miami traveled to Ball State to spoil the Cardinals' homecoming festivities. Busing intercepted BSU's first pass of the day and returned it 65 yards for a touchdown, and sophomore Darrell Hunter later added a 64-yard interception return for a TD. The RedHawks held Ball State to just 29 yards rushing in the 49-3 thrashing.

A visit to Kent State proved to be the gut-check of the year for the RedHawks, as Miami found itself trailing for the first time in more than six games early in the fourth quarter.

Roethlisberger and Nance answered the bell, however, connecting on a pair of fourth-quarter TDs and guiding Miami to a 38-30 win. Nance finished with 181 yards and three touchdowns.

Weeknight football came to Oxford on Nov. 4, as Miami hosted nationally-ranked Bowling Green for an ESPN2 televised night game. The RedHawk defense restricted the vaunted Falcon offense to season lows in points and total offense and senior Cal Murray rushed for a pair of touchdowns in an impressive 33-10 victory.

MAC-East rival Marshall came to town the following week for another nationally-televised contest, and Miami overcame the Thundering Herd and winds gusting up to 50 mph to secure their first MAC East title. Roethlisberger threw for 282 yards and a pair of TDs in spite of the nasty conditions.

With a berth to the MAC Championship already secured, Miami traveled South and closed out the regular season at UCF. Roethlisberger completed his first 14 passes and tied a program record with five TD passes on the day, as Miami cruised to the 56-21 win.

Six days later, Miami went to Bowling Green for a re-match with the Falcons in the MAC title game. BGSU became the only team to score first versus the RedHawks, but it would not be enough to stop Roethlisberger, who set a MAC Championship game record with 440 yards passing. Miami defeated BG, 49-27.

The motto all year was "Play 14" and the 14th and final game of the magical season took place in Mobile, Ala. in the GMAC Bowl. Playing his last game as a RedHawk, Roethlisberger powered Miami to a 35-7 second-quarter edge and finished with 376 yards, four TDs and MVP honors. Junior Matt Pusateri returned a fourth-quarter interception 35 yards for a TD to ice the RedHawks' record 13th straight win.

The RedHawks finished the season at 13-1 and one of only four teams nationally with one loss. Their No. 10 final AP ranking matched the best in program history.

### Final AP Poll

1. USC
2. LSU
3. Oklahoma
4. Ohio State
5. Miami (FL)
6. Michigan
7. Georgia
8. Iowa
9. Washington St.
10. MIAMI (OH)
11. Florida State
12. Texas.
13. Mississippi
14. Kansas St.
15. Tennessee
16. Boise St.
17. Maryland
18. Purdue
19. Nebraska
20. Minnesota

### MAC & GMAC Bowl Champs

Aug. 30	.....at Iowa.....	L	.....	3-21
Sept. 13	.....at Northwestern.....	W	.....	44-14
Sept. 20	.....at Colorado State.....	W	.....	41-21
Sept. 27	.....Cincinnati.....	W	.....	42-37
Oct. 4	.....Akron.....	W	.....	45-20
Oct. 11	.....Buffalo.....	W	.....	59-3
Oct. 18	.....at Ball State.....	W	.....	49-3
Oct. 25	.....at Kent State.....	W	.....	38-30
Nov. 4	.....Bowling Green.....	W	.....	33-10
Nov. 12	.....Marshall.....	W	.....	45-6
Nov. 22	.....at Ohio.....	W	.....	49-31
Nov. 28	.....at UCF.....	W	.....	56-21
Dec. 4	.....at Bowling Green^.....	W	.....	49-27
Dec. 18	.....vs. Louisville*.....	W	.....	49-28

^ MAC Championship Game  
\* GMAC Bowl, Mobile, AL



## Letterwinners

### A

Abel, Ryan	1995-96-97
Acus, George	1948-49-50
Acus, Jack	1953-54-55
Adams, Dick	1968-69-70
Adams, George	1941
Adams, Michael	1998-99-00-01
Adams, Nigel	2017-18
Adkins, Carl	1949
Adkins, Jeremy	1994-95-96-97
Afari, David	2021
Agerter, H.	1908-09
Albert, J. Paul	1921
Albright, Bryson	2012-13-14-15
Aleck, Jake	2014
Alexander, Christopher	1988-89-90
Allen, Bill	1922-23-24
Allen, Chris	1990-91-92-93
Allen, Dan	1974-75
Allen, Ikeem	2014-15-16-17
Allen, Joshua	2015-16-17-18
Alpert, Jack	2018
Althaus, Andy	1928-29
Anderman, Albie	1988-89
Anderson, Jeff	1984-85-86-87
Anderson, John	1978-79
Anderson, Mitch	2008-09
Anderson, Randy	2013-14
Anevski, John	2010-11-12-13
Angelo, Jerry	1968-69-70
Angelo, Mark	1976-77-78
Angle, Paul	1920-21
Ansel, Jay	1951-52-53-54
Appold, Jonn	1981-82-83
Aracri, Andy	1997-98-99-00
Armour, JoJuan	1995-96-97-98
Armstrong, C.	1916
Arnsparger, William	1948-49
Arthur, Gary	1967-68-69
Arthur, Jack	1984-85-86
Arvay, Andy	1950-51
Ash, Lisle	1921
Asseh, Cedric	2016-17-18
Atha, Bill	1991-92-93-94
Aubry, Pat	1978
Ault, John	1965-66-67
Ault, Marvin	1941

### B

Babich, Bob	1966-67-68
Bacon, Kevin	1993
Badgley, H.	1911
Baer, C.	1914-15-16
Bahl, Billy	2015-16-17
Bailey, Eric	1980
Bailey, James	1950-51
Baker, John	1956-57
Baker, Jay	1995-96-97-98
Baker, Melvin	1952-53-54
Baker, Russell	1909-10-11-12
Ballew, Larry	1982-83
Ballish, Greg	1978-79-80
Banks, Travion	2017-18-19
Banks, Tremayne	1993-94-95-96
Baratti, Bart	2017-18-19
Barker, Brent	1970-71-72
Barker, R.	1939
Barnes, John	1976-77
Barnes, Matt	1995
Barnes, Walter	1968-69
Barnett, E.	1905
Barnett, Scott	1987-88-89
Barnhart, Earl	1921-22-23
Barnum, Dick	1962-63
Barrow, R.	1937

Barz, Mike	2003, 05
Bash, Ron	1965-66-67
Basil, Brian	1992
Bates, Mike	1987
Batiste, Jeremiah	2021-22
Bath, Mike	1997-98-99-00
Bauer, Eric	1983-84
Baugh, Eric	1989
Baughman, Jeff	1965-66-67
Baumoe, Griffin	2020*
Baylerian, Vince	1987-88
Beachum, Lock	1990-91-92-93
Beale, Ed	1974
Beard, C.	1889
Beattie, Brendan	2020-21-22
Beatty, Bruce	1948-49-50
Beatty, Dwight	1949
Becker, Nate	2015-17-18
Beckett, Henry	2020*
Beckrest, Jerry	1948-49-50
Becks, Delvin	2012
Bednar, Brad	2009-10-11-12
Beekley, F.	1917, 19
Beer, Marc	1986
Beinecke, Bob	1997-98-99
Belcastro, Perry	1978-79
Bell, Jacob	2000-01-02-03
Bell, W.	1923
Belton, Clay	2008
Bengala, Jim	1968-69-70
Benjamin, Chuck	1973-74-75
Bennett, Ben	2007-08
Bennett, Jay	1968-69-70
Bennett, Jerome	2004
Beneker, Allen	2005
Benning, Gordon	1990-91-92-93
Beredo, Cipriano	1992-93
Bernard, Dave	1959-60-61
Bernard, Joseph	1945
Besse, Brian	1993-94
Bester, Jaylon	2017-18-19-21-22
Betts, Josh	2002-03-04-05
Bevelhimer, Alec	2021-22
Beverly, Eric	1993-94-95-96
Bevis, P.	1891
Bey, Orne	2011-12-13
Bickel, John	1947-48-49
Biederman, Earl	1955
Biehle, Mike	1972-73-74
Bierce, H.	1904
Bilins, Brett	1999-00
Billman, Andy	1988-89-90
Birchfield, Phil	1983
Bird, Mike	1995-96-97
Birdsall, Bert	2014-15-16
Bishop, R.	1901-02
Bittner, W.	1905
Bjorson, Matt	2022
Black, Ken	1979-80-81-82
Black, Tom	1982-83-84
Blackmon, Calvin	2003
Blaik, Earl (Red)	1915-16-17
Blakely, Cam	2019
Blakey, Eli	2022
Blanton, Robert	1991-92-93
Blazer, Steve	1984
Blickensderfer, J.	1903
Blind, Bill	1971-72-73
Bliss, Presby	1954, 56
Bochenek, Gerry	1977
Bockrath, Bob	1962-63
Bohnsack, Richard	1942
Bolden, Luke	2019-20-21-22
Bolton, Dick	1945
Bond, Kevin	1993
Booker, Joe	1970-71-72
Booth, George	1905-06-07-08

Borders, Kolby	2021-22
Boren, T.	1918
Boron, Richard	1966-67-68
Bosart, Rob	1986, 88
Bosch, Charles	1943
Bostic, Caleb	2006-07-08-09
Boswell, Cedric	2019-20-21
Botting, Andy	1976, 78-79
Boucher, Austin	2010-11-12-13
Boucher, Collin	2011-12-13
Bourne, L.	1901
Bowen, Milt	1999-00-01-02
Bowers, Bill	1961
Bowers, Justin	2009-10-11-12
Bowman, Geoff	1996-97-98-99
Bowsher, Gilbert	1966
Boylan, Bob	1950
Boyle, F.	1896
Branch, Jason	1999-00-01-02
Brandenburg, S.	1901-02-03
Brandes, Mills	1939-40
Brandt, Matt	2001-02-03
Brashares, L.	1923, 25
Bratcher, Charles	1956
Bratcher, James	1996, 98-99
Bratton, Andre	2006, 08-09
Bray, Dick	1979-80
Bray, Steve	2010
Breitenstein, Robert	1935-36
Brekke	2022
Bremer, Ernie	1962-63-64-65
Brenner, Chris	1991-92-93
Breuleux, Chris	1975
Brickley, D.	1924-25-26
Bright, Jim	1962-63-64-65
Brightman, Chad	1994-95-96-97
Brill, J.	1911-12
Brill, Paul	1960-61
Bring, Dave	1965
Brinker, Howard	1935-36-37
Brinson, Ron	1980-81-82-83
Brisker, Fred	1970-71
Broadway, Jim	2009
Brockmeyer, Charles	1955-56
Brockmeyer, Chris	1971-72
Bronson, Jack	1944
Bronston, Robert	1951-52-53-54
Brookbank, J.	1896-97
Brooks, Brandon	2008-09-10-11
Brooks, Tony	1981, 83
Brooks, Ned	1932-33-34
Brooks, Ron	1958-59
Brower, H.	1918-19
Brower, R.	1907-08-09
Brown, Austin	2009-10-11-13
Brown, Cory	2010-11
Brown, Dave	1983, 85-86
Brown, David "DJ"	2009-10-11-12
Brown, Dick	1971, 73
Brown, F.	1907-08
Brown, J.	1889
Brown, Jordain	2008-09-10-11
Brown, J'Terius	2013-14
Brown, L.	1913
Brown, Mike	2017-18-19-20-21
Brown, Paul	1928-29
Brown, Roger	1950-51
Brown, Ronnie	1997
Brown, Trevan	2012-13-14-15
Brumbergs, Andy	1999-00-01
Brunson, Wendell	2006-07-08-09
Brunton, Kendrick	2008-09-10-11
Bryant, Kyle	2020*
Buchanan, Collin	2013-14-15-16
Buchanan, Jeff	1975-76-77
Buchanan, S.	1924-25
Bumpass, Steve	1981-82-83

Bunce, Nate	2003-04-05
Burch, William	1945
Burdine, AJ	2014-15-16-17
Burke, Steve	2002-03-04-05
Burns, James	2019-20*
Burris, Brison	2011-12-13-14-15
Burt, Larry	2001-02-03-04
Burt, R.	1916-17-18
Burse, Kobe	2016-17-18-19
Burton, Mitchell	2018-19
Burton, Tirrel	1953-54-55
Busing, John	2002-03-04-05
Busing, Ryan	2003-04-05-06
Bussard, James	1941-42
Butcher, Ronald	1966-67
Butler, Kameron	2018-19-20-21
Butler, Roscoe	1928-29-30
Butterfield, J.	1913-14-15
Buxton, Ty	1997-98-99-00
Bycznski, Jim	1989-90-91-92

### C

Cain, Mark	1977
Caito, L.	1939
Calcagno, Pasquale	2015-16-17-18
Caldwell, Ambe'	2021-22
Caldwell, Bennie	1987-88-89-90
Caldwell, John	1983-84
Cale, Bob	1972-73-74
Calhoun, Jimmy	2005
Callis, M.	1912
Campbell, George	1944-45
Campbell, Tom	1971
Cannon, John	1988-89-90-91
Capper, Andy	2003
Card, Joey	2003-04-05-06
Carlin, Kevin	1980-81-82
Carlisle, Brad	1994-95
Carlton, Mike	1987-88
Carmean, C.	1932-33
Carmichael, John	1946
Carnes, Richard	1952
Carpenter, B.	1901
Carpenter, Rob	1974-75-76
Carpenter, Ron	1989-90-91-92
Carper, Jim	1970-71-72
Carr, James	1911-12-13
Carraro, Cincy	1996
Carter, Daryl	1993
Carter, Jim	1980
Carter, Terry	1990-91-93-94
Cartwright, Wilbur	1929-30-31
Cary, Paul L.	1948
Cavalaris, Chris	2020-21-22
Caylor, Lowell	1960-61
Chabot, Jeff	1991-92-93-94
Chamberlain, Dale	1957-58-59
Channels, Martin	2007-08-09
Chapin, C.	1908-09
Chazanoff, Aaron	1943
Cheeks, Jeff	1994-95-96-97
Cheney, Jason	1995-96
Chick, Angelo	1943
Chidlaw, W.	1888-89
Chorovich, Richard	1952-53-54
Christman, Joseph	1942, 44
Christiansen, Mike	1973-74
Christello, Ken	1980
Christoff, Jim	1959
Christoph, C.	1909
Christy, Wade	1929-30
Ciborowski, Adam	2003-04
Cizmar, Mike	1980
Clark, Al	1985-86
Clark, Alfred	1943
Clark, J.	1910-11



## Letterwinners

Clark, Bennett .....2019-20  
 Clark, Bob .....1988-89-90-91  
 Clark, Rod .....1998-99-00-01  
 Clark, W. ....1893  
 Clay, Robert .....1979  
 Clayton, Nathan .....1999-01-02  
 Cleaves, Gaylord .....1966-67-68  
 Clemens, Luke .....2000-01-02, 04  
 Clement, Jim .....1990-91-92-93  
 Clements, Ricky .....1980  
 Clemons, Scott .....1992-93-94  
 Cleveland, W. ....1891  
 Clifton, Tre .....2012-13-14  
 Clinger, W. ....1931-32  
 Cobb, Gary .....1957-58-59  
 Cocanougher, John .....1962-63-64  
 Codiano, Joe .....1949-50-51  
 Coffman, H. ....1906  
 Cohen, Dustin .....1996-97-98-99  
 Cohen, Matt .....2004  
 Cohen, Mike .....1962-63-64  
 Coldiron, Jack .....2020-21-22  
 Cole, Dennis .....1969-70  
 Cole, Jim .....1934-35  
 Cole, Steve .....1980-81  
 Cole, Terry .....1993-94  
 Cole, Thomas .....1946-47  
 Coleman, Brian .....1981  
 Coleman, Clyde .....1921  
 Coleman, Mike .....1989, 91  
 Coleman, R. ....1927  
 Colla, Jim .....1971-72  
 Collier, Tim .....1982-83-84  
 Collier, Anthony .....2020-21-22  
 Collier, John .....1968  
 Compton, Craig .....2006  
 Conerty, John .....1978-79  
 Coniglio, Joe .....2005-06-07-08  
 Connerton, Michael .....1966  
 Connolly, Sam .....2015-16-17  
 Coode, Robert .....1966  
 Cook, Brandy .....2012-13-14-15  
 Cook, M. ....1918  
 Cook, Trevor .....2006-07, 09-10  
 Coombs, Brayden .....2006, 08-09  
 Cooper, Joe .....2003  
 Corbin, R.J. ....2003-04-05-06  
 Corboy, Stu .....1944  
 Core, Ronald .....1966-67  
 Cormany, L. ....1932  
 Corn, Rod .....1988  
 Cornell, Tom .....1962-65  
 Cornwell, John .....1971-72  
 Costello, Armando .....1987-88-89  
 Costello, Joe .....1998-99-00-01  
 Costin, Doug .....2016-17-18-19  
 Couch, Don .....1945  
 Coulas, Nicholas .....1942  
 Coulter, T. ....1897  
 Council, Morris .....2007-08, 10  
 Cousino, Brad .....1972-73-74  
 Cousino, Cortt .....1999-00-01  
 Cousins, Phil .....1968  
 Covell, Orlin .....1942  
 Cowen, L. ....1915  
 Cozza, Carmen .....1949-50-51  
 Crabtree, Evan .....2016-17-18-19  
 Crabtree, Tom .....2005-06-07-08  
 Cravens, Matt .....1993-94-95-96  
 Craven, Travis .....2006-07-08  
 Crawford, K. ....1916-17-18  
 Crawford, Mike .....1987-88  
 Crawford, Vivian .....1914-15-16  
 Creamer, Gregg .....1992-93  
 Cripe, Dave .....1972-73  
 Cristell, Mark .....1987, 89  
 Crosthwaite, Grant .....1999

Crowder, Dave .....1977-78-79  
 Crouse, J. ....1918-19, 22  
 Crouse, S. ....1920  
 Cruse, Andy .....2009-10-11-12  
 Cudahy, Tony .....1944  
 Cullars, Preston .....1985-86  
 Culpepper, Willie .....2011-12  
 Cunningham, Dan .....1972-73  
 Cupito, Matt .....1983-84  
 Currens, Seth .....2020\*  
 Custenborder, C. ....1906-07-08-09  
 Custer, Curt .....1978-79-80-81

### D

Dailey, Steve .....1982-83-84  
 Daily, Tom .....1960-61  
 Dalrymple, Dan .....1983-84-85-86  
 Daniel, Ed .....1962-63-64  
 Daniel, Howard .....1981-82  
 Daniels, Deondre .....2015-16-17-18  
 Daniels, James .....1957-58-59  
 Dauch, Dave .....1984-85-86  
 David, Orlando .....2012-13-14-15  
 Davie, Bob .....1984  
 Davis, David .....2007-08  
 Davis, J. ....1922  
 Davis, Justin .....2004  
 Davis, Kevin .....2020-21-22  
 Davis, Mike .....1984-85-86-87  
 Davis, Ozie .....1986  
 Davis, Terry .....2013-14  
 Davis, William .....1920-21  
 Dean, Jerry .....1973-74-75  
 DeBartolo, Nick .....2005-06-07  
 Decker, Kyle .....2005-06-07-08  
 Deffner, Ron .....1962-63  
 Debevic, Dan .....1980  
 Deibel, Bill .....1954-55-56  
 DeJarld, Jack .....2021-22  
 DeLeon, David .....2012  
 Dellerba, Paul .....1947-48  
 Des Cesare, A. ....1933-34  
 Diamond, Jordan .....2016-17  
 Diaz, Will .....2009-10-11  
 Dickerson, Cleveland .....1967-68-69  
 Dickerson, Terry .....1962-63-64  
 Dietzel, Paul .....1946-47  
 DiFranco, Dave .....2005-06-07-08  
 DiGiandomenico, Gino .....1998-99-00-01  
 Dillon, J. ....1925  
 Dillon, Tim .....1978-79  
 Dimitroff, Tom .....1954-55-56  
 Diver, Charles .....1942  
 Dodson, Darrell .....1993-94-95  
 Doherty, Denny .....1964  
 Doherty, Shawn .....1960-61  
 Doland, Dale .....1949-50-51  
 Domenico, Mike .....1973-74-75  
 Donnelly, Tim .....1976  
 Donahue, Pete .....1969  
 Donlan, Joe .....2012-13-14-15  
 Dooley, Andy .....2000  
 Dooley, Josh .....2012-13-14-15  
 Dorsey, Devin .....2021-22  
 Dougherty, Dick .....1969-70-71  
 Dougherty, James .....1942-43  
 Dougherty, Neil .....1992-93-94-95  
 Douglas, Marius .....1992-93-94  
 Douglass, D. ....1904-05  
 Dowd, Nick .....2015-16  
 Dowell, Michael .....2022  
 Doyle, Tommy .....2017-18-19-20  
 Draper, Larry .....1967-68-69  
 Draudt, Dave .....1973-74  
 Drennan, Paul .....1978-79-80-81  
 Drew, John .....1956-57-58

Driscoll, Bill .....1971-72-73  
 Driscoll, James .....1948  
 Drumm, Tim .....1975-76  
 Druso, Jason .....1995-96  
 DuBois, F. ....1891-92-93  
 DuBois, Harold .....1932  
 DuBois, S. ....1891-92  
 Dudek, Don .....1958  
 Duffin, Mack .....2016-17-18  
 Dummitt, Keith .....1979-80-81-82  
 Dupuy, Chrishawn .....2011-12-13-14  
 Durchik, Gary .....1962-63-64-65  
 Dwyer, Frank .....1964-65  
 Dysert, Zac .....2009-10-11-12  
 Dzobian, Dom .....2020-21-22

### E

Early, B. ....1918  
 Early, G. ....1919  
 Early, G.B. ....1914-15  
 Earnest, Brad .....2015-16-17  
 Eastman, G. ....1891-92-93  
 Eberwine, Scott .....1988-89  
 Echols, Robert .....1992-93-94  
 Edmonds, Alonzo .....1996  
 Edwards, Matt .....1998-01-02  
 Edwards, Mel .....1974-75  
 Edwards, Peris .....2007-08, 10  
 Ehlert, Rick .....1980  
 Eichenauer, B. ....1935  
 Eickelberger, Fred .....1958  
 Eisenhut, Warren .....1937  
 Elberfeld, C. ....1946  
 Elcess, Zac .....2002  
 Eldredge, S. ....1909  
 Elias, Michael .....1957, 59  
 Ellerbe, Kevin .....1991-92-93  
 Elliott, Jared .....2007  
 Ellison, Robt. (Jake) .....1948-49-50  
 Ellison, T. ....1937-38  
 Ellwood, William .....1944  
 Elsandi, Wafik .....1981-82  
 Emerick, Robert .....1931-32-33  
 Engel, W. ....1909-10-11  
 Engleman, Lee .....1987-88  
 Enzminger, R. ....1944, 46  
 Epperson, Jeff .....1973  
 Erisman, John .....1964-65-66  
 Ertl, Austin .....2019-20-21-22  
 Erwine, Richard .....1934-35-36-37  
 Essig, Elmer .....1919-20-21  
 Essig, George .....1921-22-23  
 Estell, Samuel .....1948-49-50  
 Estes, Chad .....1992-93-94  
 Evans, Arthur .....1938-39  
 Evans, J. ....1891  
 Evans, Robert .....1954  
 Evans, Robert C. ....1959-60-61  
 Evans, S. ....1911  
 Evans, William .....1953  
 Evrars, Dan .....1988  
 Evers, J. ....1930  
 Evilsizor, Chris .....1980-81-82  
 Ewbank, Wilbur .....1927  
 Eyink, Andy .....2000  
 Eynick, Alan .....2001-02-03

### F

Fairfield, Herbert .....1956-57-58  
 Farais, Joe .....1976-77-78  
 Farley, Mike .....1982-83-84-85  
 Faulkner, Jack .....1947-48  
 Fee, D. ....1897  
 Feicht, Jeff .....1975-76-77  
 Felton, Mike .....1974-75-76

Fenik, Mark .....1984-85-86  
 Ferguson, Leonard .....1978  
 Fertig, Len .....1931-32-33  
 Fessel, Chris .....2003-04  
 Feth, Rusty .....2019-20-21-22  
 Feucht, Jim .....1973-74-75  
 Fidler, Thad .....1988-89, 91-92  
 Finklea, Erik .....2010-11-12  
 Finley, Jim .....1979  
 Finnerty, Tom .....1977  
 Fischer, Tom .....1986-87-88-89  
 Fisher, Allan .....1960-61  
 Fitzgerald, D. ....1915, 17  
 Fitzhugh, Steve .....1981-82, 84-85  
 Flaharty, Dan .....1988, 90-91  
 Flaig, Mike .....1968-69-70  
 Fleetwood, Tyler .....2017-18  
 Fleming, Bill .....1945  
 Fletcher, Dennis .....1966  
 Fletcher, L. ....1927-28  
 Fletcher, Robert .....1958-59  
 Florio, Lou .....1944-45  
 Flowers, Art .....1977  
 Fogarty, George .....1936-37-38  
 Ford, H. ....1918-19  
 Ford, K. ....1923-24  
 Ford, Lonnie .....1973  
 Forehand, Tim .....1988  
 Fortner, Larry .....1976-77-78  
 Fortney, Tim .....1967, 69-70  
 Fostick, L. ....1897  
 Fox, Anthony .....1921-22  
 Fox, P. ....1912  
 Fox, S. ....1888-89  
 Franklin, Bob .....1990-91  
 Frantz, D. ....1934  
 Frantz, Nick .....1992-93  
 Frazier, David .....2011-12-13-14  
 Frazier, Robert .....1998-99-00-01  
 Frazier, Scott .....1988-89-90-91  
 Frederickson, C. ....1923-24  
 Freese, Oliver T. ....1943  
 Fry, Jay .....1950-51  
 Fry, Jay .....1972-73-74  
 Fuchs, George .....1943-44  
 Fulton, Harold .....1929, 31-32  
 Fumi, Steve .....1987-88-89

### G

Gabbert, Brett .....2019-20-21-22  
 Gafford, Jordan .....2006-07, 09-10  
 Gaines, Jerrid .....2003-04-06-07  
 Galat, George III .....1948-49-50  
 Galat, Joe .....1959-60-61  
 Gall, William .....1942-43  
 Gallik, Dan .....1960  
 Games, Frank .....1929  
 Gamble, Selma .....1956-57-58  
 Gansberg, Alfred .....1924-25  
 Gara, Francis .....1944  
 Gardner, James .....2015-16-17-18  
 Gardner, Joe .....1971-72-73  
 Garretson, Bob .....1964-65  
 Garrett, J. ....1892, 96-97  
 Garrity, Charles .....1941  
 Gary, Jack .....1954  
 Gayhart, Samuel .....1960-61  
 Gaylor, Trevor .....1996-97-98-99  
 Gaylord, Paul .....1938, 40  
 Gearing, Austin .....2013-14-15-16  
 Gebhardt, Randy .....1986-87  
 Gebhart, Robert .....1946  
 Gehlker, Robert .....1941  
 Geidner, Joe .....1959-60-61  
 Geisse, Ray .....1946  
 Gentile, Mark .....1973-74

## Letterwinners

Gentry, Curtis ..... 1957  
 Gentry-Madaris, Isaiah ..... 2018  
 Gerbus, Nate ..... 2013-14  
 Gerhardt, Ben ..... 1995  
 Gerhardt, Dan ..... 1965-66-67  
 German, Greg ..... 1980  
 Getz, Bob ..... 1986-87-88  
 Getz, Mike ..... 1962-63  
 Geyer, Jim ..... 1980, 82-83  
 Gibson, Jason ..... 2006  
 Gibson, Wayne ..... 1946-47  
 Giese, Mario ..... 1979  
 Giganti, Russell ..... 1952-53-54-55  
 Gilford, Charles ..... 1968-69  
 Gilmore, DeAndre ..... 2007-10  
 Girbert, David ..... 1957-58-59  
 Gist, Jon ..... 1985-86-87  
 Givens, Chris ..... 2007-08, 10-11  
 Glavin, John ..... 2002-03-04-05  
 Glick, P. .... 1926, 28  
 Glover, Robert ..... 1966-67-68  
 Glowik, Gerry ..... 1977-78-79  
 Glowik, Jack ..... 1974-75-76-77  
 Gnabah, Jerry ..... 1957  
 Godlevske, Danny ..... 2016-18-19-20\*  
 Godsey, Brandon ..... 1997-98-99-00  
 Goehring, Stephen ..... 2012  
 Goins, Richard ..... 1944-45  
 Good, David ..... 2001  
 Goodfellow, Jim ..... 1962-63-64-65  
 Goodman, Julian ..... 1998-99-00-01  
 Gordon, James ..... 1928-29-30  
 Grady, Pat ..... 1944  
 Graeff, S. .... 1912-13  
 Grafmiller, Guy ..... 1941  
 Graham, David ..... 1970-71-72  
 Graham, Tom ..... 1982-83, 85-86  
 Gravatte, James ..... 1952  
 Green, Alec ..... 2017  
 Green, Austin ..... 2013  
 Green, Danny ..... 2009-10-11  
 Green, Don ..... 1949-50-51  
 Green, Julian ..... 2012-13  
 Green, Mickey ..... 1975-76-77  
 Green, Ramon ..... 1948-49  
 Greenwood, J.J. .... 2012-13  
 Griffith, Charles ..... 1949  
 Griffith, Joseph ..... 1959  
 Griffith, William ..... 1962-63  
 Griffo, Aaron ..... 2010-11  
 Grueser, George ..... 1946  
 Grywalski, Jim ..... 1965-66-67  
 Gudeman, Andrew ..... 2012-13  
 Gugino, Paul ..... 1988  
 Guidry, Gene ..... 1993-94-95  
 Guinn, Harry Emerson ..... 1940-41  
 Gulley, Bob ..... 2007-10  
 Gunlock, Randy ..... 1974-75-76  
 Gunlock, William ..... 1948-49-50  
 Gussman, Gary ..... 1984-85-86-87  
 Guthart, Robert ..... 1944

### H

Haffey, Mike ..... 1981-82  
 Hagarty, Richie ..... 2020\*  
 Hahn, Brad ..... 1985  
 Haines, David ..... 1952-53-54  
 Hale, Red ..... 1916, 19-20  
 Hall, Alvin ..... 1977-78-79  
 Hall, C. .... 1933  
 Hall, Dwayne ..... 1996-97  
 Hall, Jay ..... 1995-96-97-98  
 Halpin, Delmar ..... 1928-29-30  
 Hammond, Versellias ..... 1996, 98-99  
 Hammond, William ..... 1944  
 Hampton, Isaac ..... 2018

Hamsher, J. .... 1904-05  
 Hanks, Barry ..... 1988, 90  
 Hanlon, Jerry ..... 1955  
 Hansbarger, G. .... 1915  
 Happ, Jeff ..... 1985, 87  
 Harbaugh, John ..... 1983  
 Harbin, Earl ..... 1972-73-74  
 Harding, Heath ..... 2013-14-16-17  
 Hardman, Ron ..... 1974  
 Hardy, Quentin ..... 2017-18-19  
 Hargrave, Randy ..... 1993  
 Harley, H. .... 1908-09-10-11  
 Harmony, Dean ..... 1971-72  
 Harnett, Jim ..... 1986-87-88  
 Harp, Thomas ..... 1945  
 Harper, Kenyon ..... 1993-94-95-96  
 Harper, Larry ..... 1972-73-74  
 Harris, Eugene ..... 2007-08-09  
 Harris, Evan ..... 2009-10-11-12  
 Harris, Larry ..... 1967  
 Harris, Robert ..... 1941  
 Harris, William ..... 1946, 48  
 Harrison, Charles ..... 1951  
 Harrod, Robert ..... 1940-41  
 Harrow, Owen ..... 1939-40  
 Hart, John ..... 1979  
 Hart, Robert ..... 1960-61  
 Harvey, Josh ..... 2010-11-12  
 Harvey, Keith ..... 1977, 80  
 Harwell, Nick ..... 2010-11-12  
 Hasenohrl, Joe ..... 1974-75-76  
 Hatfield, Todd ..... 1984  
 Hatgas, Dave ..... 1976-77-78  
 Hatgas, Mark ..... 1973-74-75-76  
 Hauck, Chuck ..... 1979-80  
 Hauck, Ken ..... 1973-74-75  
 Havens, Jason ..... 1994-95-96-97  
 Hawk, Arbe ..... 1920-21  
 Hawk, Phil ..... 1998-99-00-01  
 Hawk, Ryan ..... 2001  
 Hawkins, Larry ..... 1950, 52  
 Hawkins, Robert ..... 1949  
 Haxton, Ronnie ..... 1952-53  
 Hayner, G. .... 1897  
 Hazelrigg, Charles ..... 1952  
 Hazlett, Zack ..... 2018-19  
 Healy, John ..... 1989-90-91  
 Heathman, B. .... 1925  
 Heberling, Mike ..... 1982  
 Heideman, Randy ..... 2015-16-17  
 Heisler, Fritz ..... 1935-36-37  
 Heimsch, Charles ..... 1934-35  
 Heizman, Lester ..... 1942  
 Heibold, Darwin ..... 1943, 46  
 Henderson, Andre ..... 2002  
 Henderson, Eric ..... 1992, 1994-95  
 Hendrix, Andrew ..... 2014  
 Hengartner, Robert ..... 1950-51  
 Henrichs, Howard ..... 1941  
 Henry, Chauncey ..... 1999-00-01  
 Herbert, C. .... 1913-14-15  
 Herman, H. .... 1891  
 Herrell, Ben ..... 2001-02-03  
 Hetrick, Tom ..... 1975  
 Hildebolt, C. .... 1904-05  
 Hill, Eddie ..... 1957-58  
 Hill, Isaiah ..... 2017  
 Hill, Jerry ..... 1960-61  
 Hilton, Kobe ..... 2020-21-22  
 Himebauch, Jack ..... 1962-63-64  
 Hindman, Hugh ..... 1948-49  
 Hines, Derik ..... 1979-80-81-82  
 Hinkel, Pat ..... 2009-10-11-12  
 Hinrichs, Howard ..... 1940  
 Hippenhammer, Mac ..... 2020-21-22  
 Hirschfeld, Glen ..... 1982-83-84-85  
 Hitchens, Bob ..... 1971-72-73

Hodge, Alphonso ..... 2001-02-03-04  
 Hoffman, H. .... 1932  
 Hoffman, K. .... 1918  
 Hoffman, Matt ..... 1994  
 Hollins, Amoury ..... 1989-90-91-92  
 Hollon, Jack ..... 1954-55  
 Holman, Kaiser ..... 1976-77, 79-80  
 Holmes, Jason ..... 1994-95-96  
 Holskey, Reid ..... 2020-21-22  
 Holstein, Larry ..... 1968-69  
 Holubeck, August ..... 1950-51-52  
 Homer, Andrew ..... 2018-19-20-21  
 Hondru, Corban ..... 2022  
 Hoover, Bill ..... 1942, 45-46-47  
 Hopkins, Richard ..... 1921-22-23  
 Horn, J. .... 1930-31  
 Horner, P. .... 1923  
 Houghton, C. .... 1892  
 House, Carl ..... 1921  
 Hovey, Zach ..... 2015  
 Howard, Andy ..... 1988-89-90-91  
 Howard, John ..... 1951-52  
 Hoyman, Ray ..... 1934, 37-38  
 Huber, Gary ..... 1957, 59  
 Huck, W. .... 1934  
 Huddle, Ben ..... 2006-07  
 Hudson, Chris ..... 2015  
 Hudson, Joe ..... 2005-06-07-08  
 Huebner, Richard ..... 1951-52  
 Huelsman, Chad ..... 2000  
 Huelsman, Chris ..... 1997-98-99  
 Huffman, Glen ..... 1986-87-88-89  
 Huffman, Jody ..... 1977, 79  
 Hull, John ..... 1914-15-16  
 Hunsinger, George ..... 1942  
 Hunsinger, P. .... 1911-12  
 Hunter, Darrell ..... 2002-03-04-05  
 Hunter, Mark ..... 1976-77-78-79  
 Hunter, Richard ..... 1952-53-54  
 Huston, D. .... 1896-97  
 Hutchins, Dave ..... 1967-68-69  
 Hutzleman, David ..... 2003-04-05  
 Hyde, Rick ..... 1978-79  
 Hyzdu, Mike ..... 1987-88-89

### I

Iafolla, David ..... 1986-87-88  
 Imwalle, Ed ..... 1959  
 Ippoliti, Jerry ..... 1956-57  
 Ippoliti, Vic ..... 1960-61  
 Irie, R. .... 1937, 39  
 Iriti, Mike ..... 2002  
 Istler, Chuck ..... 1977

### J

Jackowski, Curt ..... 1987-88  
 Jackson, Andra ..... 1998-99-00  
 Jackson, Ben ..... 2020-21-22  
 Jackson, Herman ..... 1971-72-73  
 Jackson, Kelvin ..... 2011  
 Jackson, Mike ..... 1992-93-94  
 Jacobs, Walter ..... 1959-60-61  
 Jacobson, Eric ..... 1987-88-89  
 Jados, Will ..... 2022  
 Jakeway, Pat ..... 1990  
 Jakubowski, Evan ..... 2015  
 James, Reese ..... 1952  
 Jamison, J. .... 1901  
 Jastrzebski, Art ..... 1949-50  
 Jares, Jim ..... 1962-63  
 Jarvis, Ernie ..... 1957  
 Jawitz, Bill ..... 1987  
 Jeffers, Steve ..... 1969-70  
 Jencks, Robert ..... 1960-61-62  
 Jenkins, Alvonta ..... 2012-13-14-15  
 Jenkins, Howard ..... 1980-81

Jenkins, P. .... 1889  
 Jenkins, P. .... 1904  
 Jennell, Tom ..... 1958-59  
 Jensen, Lund ..... 1957  
 Joecken, Steve ..... 1975-76-77  
 Johns, Mike ..... 2009-10-11-12  
 Johnson, Bobby ..... 1992-93-94  
 Johnson, C. .... 1904-05-06-07  
 Johnson, Davion ..... 2018-19-20\*  
 Johnson, Ed ..... 1967-68  
 Johnson, Fred ..... 1975-76  
 Johnson, Kevin ..... 2013  
 Johnson, Marcus ..... 2002-03-04-05  
 Johnson, Nolan ..... 2022  
 Johnson, Paris ..... 1997-98  
 Johnson, Sly ..... 1997-98-99-00  
 Johnson, Tim ..... 2012-13-14  
 Johnson, Tony ..... 1959  
 Johnston, William ..... 1946-47  
 Jones, Cory ..... 2007  
 Jones, DeMarrio ..... 1997-98-99-00  
 Jones, Greg ..... 1978, 80-81  
 Jones, Herb ..... 1952  
 Jones, James ..... 1947-48  
 Jones, Jarrell ..... 2011-12-13-14-15  
 Jones, JT ..... 2013-14-15-16  
 Jones, Mike ..... 1984  
 Jones, R. .... 1906  
 Jones, Stanton ..... 1952-53-54  
 Jones, Terrell ..... 2000-01-02-03  
 Jones, Thomas ..... 1952-53-54  
 Jones, Tyrone ..... 2010-11  
 Jordan, Robert ..... 1997-98, 00  
 Josephs, Jeremiah ..... 2020\*  
 Joseph, R. G. .... 1922-23-24  
 Joyce, Dan ..... 1990-91-92-93  
 Jutras, Jim ..... 1987-88-89

### K

Kacic, Ronald ..... 1957-58  
 Kahn, Zach ..... 2018-19-20\*  
 Kaiser, Dave ..... 1958-59-60  
 Kaiser, R. .... 1933-34  
 Kajmowicz, Matt ..... 2009  
 Kalafatis, Chris ..... 1996-97-98-99  
 Kalhoun, Errol ..... 1966-67-68  
 Kallmerten, A. .... 1916  
 Kaluger, Eli ..... 1943  
 Kamberis, Nick ..... 1992-93-94  
 Kaphis, Terry ..... 1976-77  
 Kappes, R. G. .... 1946-47-48-49  
 Kaufman, Alex ..... 2009  
 Kavanagh, Sean ..... 2005  
 Kaye, L. .... 1903-04-05  
 Keating, C. Edward ..... 1959-60-61  
 Keim, B. .... 1912  
 Keith, Andy ..... 1987  
 Kellermann, Ernie ..... 1962-63-64  
 Kelley, B.J. .... 1979, 81-82  
 Kelley, Harvey ..... 1992-93-94  
 Kelly, Jeff ..... 1973-74-75  
 Kelly, Luke ..... 2009-10-11-12  
 Kelly, Mark ..... 1980  
 Kemper, Matt ..... 1985-86-87  
 Kemthron, R. .... 1944  
 Kennedy, James ..... 1951  
 Kennedy, Matt ..... 2009-10-11-12  
 Kennedy, Ryan ..... 2007-08, 10-11  
 Kerekes, J. .... 1931-32  
 Kern, Kent ..... 2012-13-14-15  
 Kersting, A. .... 1912-13  
 Kessler, Jim ..... 1937-38-39  
 Kickish, Josh ..... 1997  
 Kiebach, Mike ..... 1981-82-83  
 Kief, Pat ..... 1972-73-74  
 Kilbane, Brian ..... 1990

## Letterwinners

Kilmurray, Thomas ..... 1957-58-59  
 Kimpler, Ben ..... 2017-18-19-20-21  
 Kimpson, Ja'Von ..... 2020-21-22  
 King, Chris ..... 1987-88-89  
 King, Ty ..... 1993-94-95-96  
 Kinkoph, Richard ..... 1957  
 Kirkpatrick, Jay ..... 1988  
 Kirkpatrick, John ..... 1960-61  
 Kirkpatrick, Corey ..... 2000-01-02-04  
 Klaiber, Nate ..... 1995  
 Klawitter, Jim ..... 1977  
 Klepinger, F. .... 1926-27  
 Kline, C. .... 1896-97  
 Klowth, Lowell ..... 1978  
 Koch, Christian ..... 2014-15  
 Koch, Dale ..... 1969  
 Koenig, Brad ..... 2015-16-17-18  
 Koikoi, Allan ..... 2015-16-18-19  
 Kokal, Anthony ..... 2008-09-10-11  
 Kokal, Mike ..... 2004, 06-07  
 Kolesar, Doug ..... 1984-85-86  
 Kolkmeier, Bob ..... 1976-77-78  
 Konn, Matt ..... 1985-86-87  
 Konrad, Chuck ..... 1987-88  
 Koontz, E. .... 1911  
 Koop, M. .... 1923  
 Kordos, Matt ..... 1996-97  
 Kosak, Airion ..... 2013  
 Koschik, Mark ..... 1993  
 Kosky, Steve ..... 2004, 06  
 Kosta, Dan ..... 2002-03  
 Kovacs, Steve ..... 1970-71-72  
 Kozar, Joseph ..... 1964-65-66  
 Kracium, Mark ..... 2003-04-05  
 Kramer, Kyle ..... 2016-17-18-19  
 Kramer, Steve ..... 1974-75  
 Kramer, W. .... 1919  
 Krasula, Paul ..... 1965-66-67  
 Krause, Doug ..... 1990  
 Kraus, Tom ..... 1977  
 Krause, Doug ..... 1969-70-71  
 Krause, James ..... 1941  
 Kreeger, Mike ..... 1990-91-92  
 Kromer, Aaron ..... 1987-88-89  
 Krotz, Mitch ..... 2011-12  
 Krynski, Mason ..... 2010-11-12-13  
 Kubilunas, Albert ..... 1946  
 Kucharek, Marty ..... 1984, 86  
 Kuhn, Greg ..... 1979-80  
 Kummer, Drew ..... 2012-13-14-15  
 Kusan, Mike ..... 1984-85-86-87  
 Kuzma, Mark ..... 1987-88

### L

LaBounty, Trey ..... 2022  
 Lagod, Chester ..... 1945  
 Lamb, Chester ..... 1930  
 LaMonica, Pat ..... 2006-07  
 Landry, C. .... 1914  
 Lanese, Mike ..... 1945  
 Lantz, Chip ..... 1986  
 Lantz, Doug ..... 1978-79  
 Larimore, Bryan ..... 1978  
 Larick, L. .... 1926-27-28  
 Larkin, Michael ..... 2001-02-03-04  
 Larsen, Cris ..... 1980  
 Larson, Robert ..... 1951  
 LaRubbio, Jarrett ..... 2017-18-19  
 LaSpina, Sebastian ..... 1956-57  
 Lawler, George ..... 1942  
 Lawrence, James ..... 1940  
 Laubie, Robert ..... 1942  
 Laurencelle, Joe ..... 1989  
 Lautar, Bill ..... 2004  
 Lawson, Roman ..... 2009-10-11  
 Layman, A. .... 1897

Layman, G. .... 1891-92  
 Layton, Gary ..... 1991-92-93-94  
 Leach, W. .... 1909-10  
 Leahy, Pat ..... 1972-73  
 Leaming, J. .... 1904  
 LeBar, Michael ..... 1989  
 LeCompte, Marx ..... 1945-46  
 Lee, Falcon ..... 2013  
 Lee, Jeremy ..... 2000  
 Leever, Ian ..... 2016-17  
 Leftwich, Bill ..... 1967  
 Lehwald, Bryce ..... 2012-13-14-15  
 Lemon, Dean ..... 2018-19  
 Leonard, H. .... 1896-97  
 Leonard, Tim ..... 1984  
 Leow, Richard ..... 1935-36-37  
 Less, Leo ..... 1941-42, 46  
 Letcavits, Bart ..... 1987-88-89-90  
 Lever, A. .... 1904  
 Levering, James ..... 1908-09-10-11  
 Lewis, Byron ..... 1989-90  
 Lewis, Stan ..... 1933-34  
 Lewis, Zach ..... 2011-12-13-14  
 Lick, Jeff ..... 1988  
 Lieberman, Jeff ..... 1968-69  
 Lillvis, Mark ..... 1977  
 Lindsay, Gordon ..... 1940  
 Lindsey, Cajardo ..... 1988-89-90-91  
 Linwood, Otto ..... 2005-06  
 Little, Steve ..... 1998-99-00-01  
 Llewellyn, Jack ..... 1934-35-36  
 Loehman, William ..... 1920-21-22  
 Londot, Todd ..... 2002-03-04-05  
 Longworth, Tom ..... 1961-62-63  
 Lough, J. .... 1888-89  
 Lovas, Doug ..... 1979  
 Lovas, Kyle ..... 2007  
 Lowry, R. .... 1914-15  
 Lubin, Josh ..... 1997-98  
 Lucas, Bryan ..... 1989-90-91-92  
 Lucas, Carl ..... 1943  
 Lucas, Charles ..... 1950-51-52  
 Lucas, Mark ..... 1980-81-82-83  
 Luebke, Brian ..... 1997-98-99-00  
 Lydon, Bob ..... 1975  
 Lyman, Joe ..... 1998-99-00  
 Lyons, John ..... 1979-80-81-82  
 Lyons, Larry ..... 1955-56

### M

Maccioli, Albert ..... 1948-49-50  
 Macioce, Mario ..... 1977  
 MacKay, Howard ..... 1962-63-64-65  
 Macke, Jon ..... 1980, 83  
 MacKin, Bill ..... 1945  
 Macready, J. .... 1888  
 Magaw, Stuart ..... 1942  
 Mages, Zach ..... 2012  
 Maghes, Al ..... 1968-69-70  
 Magsig, Clarence ..... 1921-22  
 Mahon, Nate ..... 2007  
 Maize, Josh ..... 2017-19  
 Mallory, Bill ..... 1954-55-56  
 Mallory, Dave ..... 1960-61-62-63  
 Mallory, Thomas ..... 1958-59-60  
 Maloney, Ed ..... 1968-69-70  
 Malzone, Alex ..... 2018  
 Mandich, George ..... 1949  
 Mangen, Verl ..... 1949  
 Manini, Gary ..... 1958-59  
 Mann, Mickey ..... 2006-07-08  
 Manning, Nic ..... 2005  
 Manson, Nick ..... 2020\*  
 Marcin, Dennis ..... 1961-62-63  
 Marck, C.J. .... 2010-11  
 Marck, Steve ..... 2009-10-12-13

Marhofer, Mike ..... 1984-85-86  
 Marlatt, Andrew ..... 1984-85-86-87  
 Marlow, Al ..... 1982, 84  
 Marosi, Nick ..... 2018  
 Marquardt, Robert ..... 1948-49-50  
 Marshall, C. .... 1902  
 Marshall, C. .... 1918-19  
 Marshall, Miles ..... 2022  
 Marshall, Pete ..... 1982-83  
 Marshall, Zachary ..... 2007  
 Martin, Albert ..... 1944  
 Martin, Andy ..... 1994-95-96-97  
 Martin, Justin ..... 2015-16  
 Martin, Paul ..... 1942  
 Martin, Ron ..... 1969  
 Martin, Sam ..... 2014-15-16-17  
 Martini, Mike ..... 1981-82  
 Martinkovic, Shane ..... 1998  
 Marut, Ed ..... 1995-96  
 Mason, R. .... 1888-89  
 Mastin, Jay ..... 2013-14  
 Matheny, Randy ..... 1968-69-70  
 Mather, Mark ..... 1979-80-81-82  
 Mather, Pete ..... 1985-86-87  
 Matre, Robert ..... 1934-35-36  
 Matte, Bruce ..... 1964-65-66  
 Mattern, G. .... 1914-15-16  
 Mattern, Richard ..... 1953-54-55  
 Matthews, Marcus ..... 2011-12-13-14  
 Matthews, Mark ..... 1987-88-89-90  
 Mattison, Mark ..... 1978  
 Maxwell, Bob ..... 1976  
 Mayer, A.J. .... 2019-20-21  
 Mayock, Luke ..... 2016-17-18-19  
 Mazur, Matt ..... 1977-78-79  
 McCafferty, John ..... 1977-78-79-80  
 McCall, W. .... 1926-27-28  
 McCartney, Arch ..... 1946-47, 49  
 McClain, Dave ..... 2002, 04-05-06  
 McClanahan, James ..... 1957  
 McCleskey, Harvey ..... 1976-77  
 McClintock, Ted ..... 1960-61  
 McCollum, Sam ..... 2015-16-17-18  
 McCormick, Bill ..... 1946-47-48-59  
 McCormick, Kent ..... 1977-78-79-80  
 McCoy, Charles ..... 1907-08-09-10  
 McCracken, F. .... 1888-89  
 McCradle, Art ..... 1945  
 McCreanor, Mike ..... 1991-92-93  
 McCullough, Bryan ..... 1996-97-98-99  
 McCullough, Deland ..... 1992-93-94-95  
 McCullough, Deland Jr. .... 2020\*  
 McCullough, Kent ..... 1997-98-99-00  
 McDavid, C.J. .... 1994  
 McDermott, Pat ..... 1974-75, 77-78  
 McDiarmid, J. .... 1920  
 McDonald, DeMorris ..... 1984, 86  
 McEntire, Don ..... 1927, 29  
 McFadden, Brandon ..... 1970-71  
 McGinnis, P. .... 1910, 13  
 McGinnis, R. .... 1916, 19-20  
 McInnis, Spencer ..... 2013-14-15-16  
 McIntosh, John ..... 1978  
 McKee, Neal ..... 1943  
 McKee, Yahsyn ..... 2022  
 McKeever, Dan ..... 1948  
 McKenzie, Dave ..... 1976-77-78  
 McKeown, Matt ..... 2006  
 McKie, Stanley ..... 1917  
 McMillan, Curt ..... 1989-90-91-92  
 McMullen, Junior ..... 2015-16-17-18  
 McNelly, W. .... 1918, 20  
 McPhillips, Patrick ..... 1927-28-29  
 McRae, Fred IV ..... 2013-14-15  
 McVay, John ..... 1950-51-52  
 McVay, John ..... 1972-73-74  
 McVay, Lewis ..... 1915-16-17

McVay, Sean ..... 2005-06-07  
 McVey, Dave ..... 1983  
 McWood, Ryan ..... 2018-19-20-21-22  
 Meeks, Paul ..... 1940  
 Mehelic, Adam ..... 2018-19-20  
 Meier, Jack ..... 1940  
 Meier, Web ..... 1935-36-37  
 Meister, Steve ..... 2004-05-06-07  
 Melton, Jeff ..... 1984  
 Merchant, Edward ..... 1952-53-54  
 Mergenthal, R. .... 1937  
 Merimee, Matt ..... 2015-16-17  
 Merriweather, Thomas ..... 2007-08-09-10  
 Messaros, Bob ..... 1975-76  
 Messaros, Robert ..... 1951-52-53  
 Mester, Craig ..... 2004-05-06-07  
 Mester, Kurt ..... 1999-00-01-02  
 Metzger, Charles ..... 1936-37-38  
 Meyer, R. .... 1931-32-33  
 Meyers, Mark ..... 1981-82  
 Michelson, Jason ..... 1991-92-93  
 Mickens, Aaron ..... 2009  
 Mierczynski, Cliff ..... 1956-57  
 Migdal, Ted ..... 1940  
 Mileham, Rick ..... 1988-89-90  
 Milholland, G. .... 1903  
 Miller, Brad ..... 1972-73-74  
 Miller, Chris ..... 1976  
 Miller, Chuck ..... 1972-73-74  
 Miller, Craig ..... 1980-81-82-83  
 Miller, Jeff ..... 1971-72  
 Miller, Joel ..... 1995-96  
 Miller, John ..... 1969-70  
 Miller, K. .... 1925  
 Miller, Larry ..... 1960  
 Miller, Mehki ..... 2020\*  
 Miller, William ..... 1957-58-59  
 Miller, William G. .... 1948  
 Millisor, Howard ..... 1958-59  
 Minotti, Joseph ..... 1966-67  
 Mittendorf ..... 1917  
 Moening, John ..... 1976  
 Mollman, Paul ..... 1970-71-72  
 Monk, Nick ..... 1997-98-99-00  
 Monnette, K. .... 1923-24  
 Monos, Mike ..... 1971-72-73  
 Monroe, Van ..... 2001-02  
 Montgomery, De'Andre ..... 2015-16-17-18  
 Montgomery, Mike ..... 1997-98-99-00  
 Montgomery, S. .... 1912  
 Mooney, Thomas ..... 1953-54-55  
 Mooney, Tom ..... 1977  
 Moore, Al ..... 1965-66-67  
 Moore, Austin ..... 2009-10  
 Moore, Bryan ..... 1988  
 Moore, G. .... 1928  
 Moore, John ..... 1958-59-60  
 Moos, Charles ..... 1940-41, 46  
 Moreno, David ..... 1957, 59  
 Morgan, Don ..... 1940-41  
 Morgan, Patrice ..... 1995-96-97  
 Morlidge, Bailie ..... 1981, 83  
 Morphy, C. .... 1902-03-04  
 Morris, B. .... 1907-08  
 Morris, G. .... 1892-93  
 Morris, Terry ..... 1985-86  
 Morris, W. .... 1889  
 Morris, Wince ..... 1995-96  
 Morton-Green, E.J. .... 2006  
 Moses, Paul ..... 2014-15-16  
 Mourouzis, Nick ..... 1956-57-58  
 Moze, Keyon ..... 2021-22  
 Muckle, George ..... 1968  
 Muersch, Nate ..... 2021-22  
 Mullen, G. .... 1944  
 Mullen, Paul ..... 1982-83-84-85



## Letterwinners

Mullen, Ryan.....2015-16-17-18  
 Muller, Andrew.....2011-12  
 Mullins, Clayton.....2005-06-07-08  
 Munns, George.....1916-17-18  
 Munns, Tom.....1918-19-20-21  
 Murphy, Brandon.....2004-05-06-07  
 Murphy, Farren.....1992  
 Murphy, Jared.....2014-15-16-17  
 Murphy, Tom.....1983-84-85  
 Murphy, Zac.....2010-11-12-13  
 Murray, Cal Jr.....2000-01-02-03  
 Murray, Jimmy.....2004-05-06  
 Murray, P.....1896  
 Murrer, Sam.....2016-17-18  
 Muston, C.....1892-93  
 Mutchler, J.....1934  
 Myers, Barry.....1989  
 Myers, Gerry.....1960-61-62

### N

Nagel, Gary.....1981-82-83-84  
 Nagle, Dan.....1979  
 Napoli, Joe.....1989-90  
 Nance, Martin.....2002-03-04-05  
 Nande, Terna.....2002-03-04-05  
 Nank, Pete.....2018-19-20-21  
 Nardone, Dominic.....2021-22  
 Narduzzi, William.....1957-58  
 Neal, Rick.....1981-82-83  
 Nease, Ernie.....1960-61  
 Neeley, Claude.....1951-52  
 Nelson, Maurice.....1986-87  
 Nelson, Tom.....1971  
 Nestor, John.....1996  
 Neubert, Laurence.....1944  
 Neumeier, Bill.....1960-61-62-63  
 Newman, Bill.....1980-81-82  
 Newman, H.....1905  
 Newton, Ryan.....2019-20-21  
 Nicholson, Graham.....2021-22  
 Nicholson, Quadre.....2020  
 Nielsen, Don.....1998  
 Nieman, Drew.....1975-76  
 Niemeyer, Todd.....1996  
 Niemi, John.....1931-32  
 Niemiec, Grant.....2013-14-16-17  
 Niemier, Ed.....1944-45  
 Niergarth, Milton.....1951  
 Nomina, Tom.....1960-61-62  
 Norden, Charlie.....2004-05-06-07  
 Norris, Bill.....1989-90  
 North, Hubert.....1928-29-30  
 Novak, Joseph.....1965-66  
 Nowell, Jerry.....1958-59  
 Noxsel, Doug.....1977-78  
 Nugent, Merv.....1967-68-69  
 Nunley, Dayonne.....2010-11-12-13  
 Nunn, Elsworth.....1944-45

### O

Oberholzer, William.....1927  
 O'Bryan, Patrick.....2004-05-06  
 Ochs, David.....1985  
 O'Connell, Jake.....2006-07-08  
 O'Dea, Mike.....1986-87  
 Ogdan, Chuck.....2001  
 Ohly, W.....1934-35  
 Okafor, Buchi.....2013-14-15-16  
 Olberding, Sam.....2011-12  
 Olix, Mel.....1946-47-48-49  
 Ondrula, Chris.....1988-89-90  
 O'Reilly, Chad.....1995-96-97-98  
 Orloff, Pat.....1956-57  
 Orsak, Steve.....1999  
 Orth, H.....1919-20

Orth, Vern.....1949-50  
 Osborne, Dee.....1993-94-95-96  
 Oswald, Robert.....1925-26-27  
 O'Toole, Sean.....1982-83  
 Ott, Warren.....1931-32-33  
 Outler, Na'eem.....2011  
 Overholtz, J.....1904  
 Owens, T.....1913

### P

Pabin, Larry.....1962-63-64  
 Pace, Ivan.....2019-20-21  
 Pagna, Tom.....1951-52-53  
 Paige, Darren.....2003  
 Paine, DeMarco.....2010  
 Painter, Seth.....2005-06  
 Palascak, Brian.....2007-08  
 Palcic, Joe.....1995-96-97  
 Palcic, Phil.....1980, 82-83  
 Palija, Mike.....1968-69-70  
 Palmer, Art.....1935-36  
 Palmer, Bill.....1975, 77  
 Palmer, Mitch.....2015-16-17-18  
 Pann, C.....1889  
 Panuska, George.....1935  
 Parker, Alvin.....1974-75-76  
 Parkis, Nick.....1952  
 Parmater, Andy.....1986  
 Parratt, Gerrold.....1928-29  
 Parrett, E.....1889, 93  
 Parrott, Tom.....1978-79-80  
 Parseghian, Ara.....1946-47  
 Parseghian, Jared.....2001-02-03-04  
 Parseghian, Nathan.....2006-07-08  
 Parthe', Kevin.....1993  
 Partridge, Robert.....2010  
 Pataky, Dave.....1969-70-71  
 Patterson, Jeremy.....1991-92-93-94  
 Patton, James.....1989-90-91-92  
 Paul, Harold (Hal).....1946-47-48-49  
 Pauls, John.....1928-29-30  
 Paulson, Derek.....2021  
 Paun, Mark.....2006-07-08-09  
 Patterson, Kaleb.....2012-13-14-15  
 Pawlowski, Ron.....1955-56  
 Payne, Trey.....2011-12  
 Peacock, Marty.....1996  
 Peal, Jim.....1981  
 Pearson, O.....1917-18  
 Pechaitis, Ted.....1968-69  
 Pechaitis, Tom.....1969  
 Pecht, William.....1942  
 Peddie, Don.....1963-64-65  
 Pederzoli, Andy.....1972-73  
 Peet, Bob.....1958-59  
 Pegues, Jeff.....1991-92  
 Pendleton, Dave.....1958-59  
 Pequignot, Joe.....1978-79-80  
 Pequignot, John.....1945  
 Pequignot, Tom.....1945, 48-49-50  
 Perrone, G.....1916-17-18  
 Perry, Ernest.....1993-94-95-96  
 Perry, J.....1903, 05  
 Perry, Virgil.....1921-22-23  
 Pershing, David.....1950-51  
 Peterson, Jay.....1980-81-82-83  
 Petree, W.....1923  
 Petrich, J.....1934-35  
 Petrovic, Bob.....1998-99-00-01  
 Phelan, Todd.....1988  
 Phelps, Lonnie.....2019-20-21  
 Philip, Seth.....2008-09-10  
 Phillips, Albert.....2013-14  
 Phillips, Jason.....1991-92-93-94  
 Philpott, Edward.....1964-65-66  
 Pierce, Marvin.....1913-14-15

Pignatelli, Barto.....1952-53, 56  
 Pillman, Brian.....1980-81-82-83  
 Piskoty, Richard.....1944, 46-47  
 Pizza, Anthony.....1942-43  
 Plank, Ernie.....1947-48-49  
 Plummer, Cleon.....1994-95-96  
 Poff, Mike.....1970-71-72  
 Pollack, Henry.....1940  
 Pont, John.....1949-50-51  
 Poor, C.....1893, 96-97  
 Pore, Tom.....1999  
 Porter, Dean.....1954-55-56  
 Porter, James.....1945  
 Potter, Brian.....1998-99-00  
 Potts, David.....1973  
 Potter, Donovan.....2007-08  
 Powers, Joseph.....1952  
 Powers, Steve.....1990  
 Poynton, Tom.....1989-90-91-92  
 Pratt, Chris.....1992  
 Predmore, Donald.....1920-21  
 Predmore, H.....1917-18  
 Prentice, Travis.....1996-97-98-99  
 Preston, Dick.....1947-48  
 Price, Eddie.....1999-00-01  
 Price, Roger.....1938  
 Priddy, Bob.....1969  
 Prince, A.....1909  
 Pritchett, Dale.....1964-65  
 Prochko, Jerry.....1986-87-88-89  
 Prosser, John.....1964  
 Pruden, F.D.....1914-15  
 Prugh, W.....1911-12  
 Ptacek, Bob.....1981-82-83  
 Pugh, W.....1891-92-93  
 Purcell, Drew.....1995-96-97-98  
 Purdy, Garrett.....1996  
 Pusateri, Matt.....2001-02-03-04  
 Putnam, Neil.....1957  
 Putts, David.....1944, 46-47  
 Puzitello, Richard.....1959  
 Pyles, Dave.....1979-80-81-82

### Q

Quarles, Demetrius.....2010-11  
 Quattrone, Joseph.....1948-49  
 Quinn, John.....1944  
 Quisno, Gary.....1973-74-75

### R

Radcliff, Daryl.....1970-71  
 Radcliffe, B.....1904, 06-07  
 Radcliffe, Bruce.....1977  
 Ragen, A.....1920  
 Ragland, Gus.....2015-16-17-18  
 Ramsey, John.....1984-85  
 Randolph, Tyron.....1984  
 Raudabaugh, Daniel.....2006-07-08-09  
 Raybuck, Tim.....1969-70-71  
 Raymond, Robert.....1946-47-48  
 Raymond, Zedrick.....2018-19  
 Rebholz, Mel.....1939  
 Rebsch, Dan.....1971-72-73  
 Redd, Ryan.....2002-03-04-05  
 Redding, David.....2018-19-20-21  
 Redeker, Fred.....1942  
 Redman, Ryan.....2005  
 Redwine, Sean.....2007-08  
 Reed, Cory.....1989  
 Reed, Dennis.....1971-72  
 Reed, E.....1888-89  
 Reed, Frank.....1912-13-14  
 Reed, R.....1903-04-05  
 Reed, Thomas.....1964-65-66  
 Reedy, Rob.....1988-89-90

Rehage, Derek.....2002-03-04-05  
 Rehker, Dave.....2002-04  
 Reid, Myles.....2016-17-18-19  
 Reid, Napoleon.....1954-55, 60  
 Reid, Shane.....1995  
 Reid, Tony.....2014-15-16-17  
 Reiland, Rob.....2008-09  
 Reilley, Shawn.....1984-85-86-87  
 Reiter, Doug.....1982  
 Reiter, H.....1918  
 Remington, O.....1896-97  
 Renfro, Barry.....1989-90-91  
 Renicker, Mark.....1985  
 Rentz, F.....1932-33  
 Reppart, Keith.....1973  
 Rhodes, Chris.....1993-94-95-96  
 Rhodes, Mike.....1974-75-76  
 Rich, Jarrod.....2002-03-04  
 Richard, Dave.....1970  
 Richardson, Gary.....1999-00  
 Richardson, Harry.....1926-27-28  
 Richardson, Jake.....2005-06-07-08  
 Richey, S.....1891  
 Ricketts, Sam.....1994-95-96-97  
 Ridder, Sam.....1959-60-61  
 Rieber, Robert.....1966-67-68  
 Riese, B.....1901-02-03  
 Rigg, Jordan.....2015-16-17-18  
 Riley, Blaine.....2022  
 Robertson, W.....1902  
 Robillard, Matt.....1999-00-01-02  
 Robinson, Austin.....2019-20-21  
 Robinson, Armand.....2007-08-09-10  
 Robinson, C.....1902  
 Robinson, C.....1932-33  
 Robinson, Dominique.....2017-18-19-20-21  
 Robinson, Geoff.....2001-02  
 Robinson, Jack.....1945-46-47-48  
 Robinson, Nate.....2019-20  
 Robinson, Rion.....2008  
 Robinson, Ryne.....2003-04-05-06  
 Robson, W.....1917-18  
 Rockwell, Warren.....1940-41  
 Rodriguez, Manuel.....1936  
 Roebel, Tom.....1977  
 Roethlisberger, Ben.....2001-02-03  
 Rogers, Camden.....2020-21-22  
 Rogers, Horace.....1928-29-30  
 Rogers, Jack.....1949  
 Rogers, Jamal.....2007-08-09-2010  
 Rogers, S.....1913-14-15  
 Rogers, W.....1913  
 Rogers, William.....1941-42  
 Roland, Bryan.....2005, 07-08  
 Rollins, Todd.....1983-84  
 Rollins, Quinten.....2014  
 Romberg, Josh.....1998  
 Rome, Pete.....1973-74-75  
 Root, Jim.....1950-51-52  
 Root, Ken.....1967-68  
 Rosenberger, Mike.....1976-77-78  
 Rosato, Joseph.....1951  
 Ross, Leonard.....2015-17  
 Ross, H.....1913-14-15  
 Rostedt, Walt.....1971-72  
 Roudebush, H.....1910-11  
 Roudebush, John.....1972-73-74  
 Roudebush Jr., W.P.....1931-32-33  
 Rousher, Jimmy.....2013-14-15  
 Row, Kyle.....2016  
 Rowlands, Jeff.....1974, 76-77-78  
 Rucker-Furlow, Ja'don.....2018-19-20-21  
 Ruchynski, Walter.....1941  
 Rueff, Will.....2001-02-03-04  
 Ruff, Don.....1987  
 Rugamba, Manny.....2019-20-21  
 Ruhe, Steve.....1977, 79



## Letterwinners

Rupert, L. .... 1904-05-06-07-08-09  
 Rupp, John ..... 1938  
 Ruppert, Steve ..... 1943  
 Rummler, Michael..... 2007-08-09  
 Rush, Clive ..... 1950-51-52  
 Rusher, Scott ..... 1980  
 Rusher, Steve ..... 1980  
 Russ, Dean ..... 1948  
 Russell, Brett ..... 2000  
 Russell, Robert ..... 1942-43  
 Rustad, Ryan ..... 1997  
 Ryder, Jon ..... 1999-00  
 Rymer, T. .... 1906-07-08-09

### S

Sabath, Nick ..... 1941  
 Saccomen, John ..... 1971-72  
 Safford, Steve ..... 1964, 66  
 Sagehorn, Scott..... 1999-00-01-03  
 Sakach, Andy..... 1995-96-97-98  
 Salopeck, Matthew ..... 2020-21-22  
 Saltmarsh, Robert ..... 1952  
 Sanders, Al ..... 1955  
 Sanders, John ..... 1952  
 Sanderson, Richard ..... 1929  
 Sanna, Steve ..... 1973-74  
 Satterthwait, Josh..... 2006-07-08  
 Sauer, Eddie ..... 1917-18-19  
 Saunders, John ..... 2021-22  
 Sautter, Paul ..... 1950-51-52  
 Savatsky, Ollie ..... 1932-33-34  
 Schacke, John ..... 1997-99-00  
 Schaefer, John ..... 1984-85-86-87  
 Schafer, C. .... 1921-22-23  
 Scherpenberg, Mike ..... 2009-10  
 Schierloh, Jim ..... 1962-63-64  
 Schilling, Andy ..... 1984-85-86-87  
 Schisler, Daniel ..... 1939-40-41  
 Schlater, Ron ..... 1971  
 Schembechler, Bo ..... 1949-50  
 Schlenck, P. .... 1905-06  
 Schoendorff, Rudy ..... 1954-55  
 Schmitt, Tom ..... 1985-86-87  
 Schrader, Steve ..... 1985  
 Schroeder, Jeff ..... 2003-04-05  
 Schroer, Jack ..... 2018-19  
 Schudel, Paul ..... 1962-63-64-65  
 Schulte, Jack ..... 1973-74  
 Schultz, A. .... 1906-07-08  
 Schultz, P. .... 1889  
 Schuster, Howard ..... 1950-51  
 Schuster, J. .... 1927-28  
 Scott, Dawan ..... 2011-12-13-14  
 Scott, George ..... 1956-57-58  
 Scott, Jim ..... 1968-69-70  
 Scott, John ..... 1996-97-98  
 Scott, Pat ..... 1982-83  
 Scott, Wesley ..... 2012-13  
 Scully, Niall ..... 1943  
 Seitz, Chad ..... 1992-93-94-95  
 Sells, John ..... 1989-90  
 Semeniuk, Walter..... 1943  
 Semmes, Jason ..... 2010-11-12  
 Semmes, Justin..... 2010-11-12  
 Serina, Joe ..... 2003  
 Sewell, John ..... 1988  
 Sexton, Hardigg ..... 1917  
 Sexton, Nate ..... 1996, 98-99  
 Shafer, John ..... 1964-65-66  
 Shaffer, Caleb ..... 2019-20-21-22  
 Shanahan, Jim ..... 1967-68  
 Sharkey, Tom ..... 1923-24-25  
 Sharp, Andrew ..... 2018-19  
 Sharp, Jared ..... 2018  
 Shaw, Artie ..... 1994-95-96-97  
 Shaw, James ..... 1965-66-67

Shelton, Tyre ..... 2019-21-22  
 Shepard, Pat ..... 2006-07-08  
 Sherman, Doug ..... 1969-70-71  
 Shiflett, Ned ..... 1944-45-46  
 Shine, Richard ..... 1951-52  
 Shisso, Sam ..... 2014-15-16  
 Shoemaker, Anthony..... 2009  
 Shoemaker, Bob ..... 1962-63  
 Shoults, Paul ..... 1943, 46-47-48  
 Showalter, Stu ..... 1971-72-73  
 Showkeir, James ..... 1971  
 Shriner, W. .... 1893  
 Shula, Chris ..... 2006-07-08  
 Shuman, R. .... 1901  
 Shupp, W. .... 1916, 19  
 Siders, James Scott ..... 1941-42  
 Siech, Caleb ..... 2022  
 Siehl, Dick ..... 1945  
 Sielaff, E. .... 1925, 27  
 Siesel, Roger ..... 1953-54-55  
 Siford, Steven ..... 1966  
 Siber, Bob ..... 1962-63  
 Sills, Tranaine..... 2003-04-06  
 Silver, A. .... 1902  
 Simenson, O. .... 1922  
 Simenson, W.G. .... 1921  
 Simmons, Jason ..... 1995-96-97-98  
 Simpson, Bob ..... 1981  
 Singleton, Cecil..... 2019-20-21  
 Sivert, J. .... 1944  
 Skelley, Donald ..... 1942  
 Skibinski, Matt ..... 2016-17-18-19  
 Slack, Brian..... 2011-12  
 Sladky, Mike ..... 1993-94  
 Slagel, Charles ..... 1935-36  
 Slankard, Dave ..... 1984-85-86  
 Slaat, J. .... 1923  
 Sloman, Sam..... 2016-17-18-19  
 Small, Richard ..... 1946  
 Smallbone, Matt..... 2014-15-16  
 Smierciak, Zach ..... 2014-15-16  
 Smith, Alonzo ..... 2015-16-17-18  
 Smith, Aveon ..... 2022  
 Smith, Bob ..... 1982-83  
 Smith, Danny ..... 1993  
 Smith, Dave ..... 1972  
 Smith, Don ..... 1954-55-56  
 Smith, Frank ..... 2001-02-03  
 Smith, Gerald ..... 1954  
 Smith, Justin ..... 2001-02  
 Smith, Ken ..... 1980-81-82  
 Smith, L. .... 1931, 33  
 Smith, Marc ..... 1969-70-71  
 Smith, Marcus ..... 1997-98-99  
 Smith, Mike ..... 1975  
 Smith, Mike ..... 2001-02-03-04  
 Smith, Phil ..... 2000-01-02-03  
 Smith, Robert ..... 1965-66-67  
 Smith, Ryan ..... 2014-15-16-17  
 Smith, Sherman ..... 1972-73-74-75  
 Smith, Sherman ..... 2003  
 Smith, W. .... 1905-06  
 Smith, Wayne ..... 1960-61  
 Smitley, Clyde ..... 1943  
 Snell, J. .... 1933  
 Snyder, John ..... 1939-40  
 Snyder, L. .... 1940  
 Snyder, Todd ..... 1985-86-87  
 Snyder, William ..... 1939  
 Soderquist, Todd..... 2002-03-04-05  
 Somdahl, Olaf ..... 1921  
 Sonenstein, Darryl ..... 1980  
 Sorenson, Jack ..... 2017-18-19-20-21  
 Sorz, John ..... 1952  
 Southwick, E. .... 1905  
 Sparkes, William ..... 1936-37  
 Speelman, Robert ..... 1946-47

Spencer, C. .... 1905  
 Sprague, Ryan ..... 2000-01-02-03  
 Spicer, Joe ..... 1972-73-74  
 Springs, Kirk ..... 1977-78-79  
 Sroka, Mark ..... 1995-96-97  
 Stackhouse, Steve ..... 1975-76  
 Stahl, Harold ..... 1947-48  
 Stammen, Orville ..... 1960-61  
 Stanley, Bob ..... 1962-63  
 Stanley, Will..... 2000-01-02-03  
 Starlin, C. .... 1901  
 Staten, Mark ..... 1989-90-91-92  
 Staten, Jerry ..... 1964-65-66  
 Staubit, A. .... 1940  
 Staudinger, Ken..... 2008-09  
 Stebner, Dave ..... 1959  
 Stec, Ted ..... 1995-96  
 Steele, P. .... 1916  
 Stegall, Milt ..... 1988-89-90-91  
 Stegman, Randy ..... 2000-01-02  
 Steil, S. (Tim) ..... 1960-61-62-63  
 Stephens, Brandon..... 2007-08-09-10  
 Stephenson, S. .... 1888-89  
 Stephenson, W. .... 1903-04, 06  
 Stepp, Marcus ..... 1994-95  
 Sterling, James..... 2000-01  
 Sterling, Mike ..... 1992-93-94  
 Stevens, Jordan ..... 2007-08-09-2010  
 Stewart, Alex ..... 2007  
 Stewart, Bernard ..... 1921  
 Stewart, William ..... 1931-32-33  
 Stillwagon, Tom ..... 1962-63-64-65  
 Stine, Chris ..... 1990  
 Stofa, John ..... 1986-87-88  
 Stoll, E. .... 1917-18  
 Stone, Jeff ..... 1979-80  
 Stoner, Bill ..... 1946, 47-48  
 Storms, J. .... 1938-39  
 Stottlemeyer, John ..... 1953  
 Stout, Brian ..... 1986  
 Streets, Larry ..... 1960-61  
 Streicher, Jack ..... 1976-77-78  
 Strimel, Archie ..... 1968-69-70  
 Strobel, Harry ..... 1929, 31  
 Struke, E. .... 1924-25-26  
 Stryker, H. .... 1925-26-27  
 Stryker, H. .... 1930-31  
 Stubbs, Brett ..... 1985  
 Stubbs, Doug ..... 1973  
 Stubbs, W. .... 1888, 91-92  
 Studer, Jerry ..... 1969  
 Studrawa, Dennie ..... 1952-53  
 Stueve, E. .... 1918  
 Sulfsted, Alex ..... 1998-99-00  
 Sullivan, Greg ..... 1976-77-78  
 Sullivan, Mike ..... 1997-98-99-00  
 Sullivan, Randy ..... 1982, 84  
 Suttle, Corey ..... 2022  
 Sutter, Steve..... 2005-06-07-08  
 Svabik, D.J. .... 2007-08-09-10  
 Swanson, Jaytee ..... 2009-10-11-12  
 Swarn, George ..... 1983-84-85-86  
 Swartz, Zach ..... 2016-17  
 Swift, Luke ..... 2009-10-11-12  
 Swigart, Glenn ..... 1953-54  
 Sykes, Austin ..... 2006-07  
 Sykes, Peter ..... 1960-61  
 Szabo, Gabe ..... 1937-38

### T

Taggart, S. .... 1896  
 Tanner, Jeff ..... 2012-13-14  
 Tate, Marcus ..... 2003, 05  
 Taurman, Ralph ..... 1929-30  
 Tavzel, Harold..... 1943  
 Taylor, Dante ..... 2010-12

Taylor, Earl ..... 1972  
 Taylor, Jamie ..... 1994-95-96-97  
 Taylor, Jay R. .... 2008  
 Taylor, Mark ..... 1980-81-82-83  
 Taylor, Marshall..... 2012-14-15  
 Taylor, Ricky ..... 1973-74-75  
 Teator, Don ..... 1980  
 Terry, Ryan ..... 1999-00-01-02  
 Tevis, Lee..... 1943  
 Thaler, Paul..... 1998-99-00-01  
 Thatcher, Arthur..... 1925-26-27  
 Theil, Rich ..... 1997  
 Thelen, Dave ..... 1955-56-57  
 Thomas, Chris ..... 1984-85-86-87  
 Thomas, David ..... 1991-92-93-94  
 Thomas, Edward ..... 1921, 24-25  
 Thomas, Maurice ..... 2015-16-18-19  
 Thomas, Robert ..... 1965-66-67  
 Thompson, Daryus..... 2016-17-18  
 Thompson, Douglas ..... 1952  
 Thompson, James ..... 2000  
 Thompson, Jeffrey..... 2006-07-08-09  
 Thompson, Jeremy ..... 2003  
 Thompson, Kent ..... 1967-68-69  
 Thompson, Larry ..... 1968-69  
 Thompson, Millard ..... 1944  
 Thornton, Dave ..... 1986  
 Thornton, Jay ..... 1989-90-91-92  
 Tibbels, Jack ..... 1958-59  
 Tillman, H. .... 1927-28  
 Tillman, Jerald ..... 1971-72-73  
 Tillitz, Eddie..... 2000-01-02  
 Todd, Andrew..... 2020\*  
 Torgler, Marty ..... 1967  
 Toth, Powell ..... 1955  
 Townsend, David ..... 1957  
 Townsend, S. .... 1888  
 Tracy, Kenny ..... 2020-21-22  
 Trainor, Chris ..... 1986-87-88  
 Tramontana, Skip ..... 1992-93-94  
 Trauggott, Alan ..... 1942  
 Trawick, Nate ..... 2015-16-17-18  
 Treadwell, Don ..... 1978-79-80-81  
 Treadwell, Spencer..... 2012-13-14  
 Triplett, Bill ..... 1959-60-61  
 Tripp, Paul..... 2001-02  
 Trostel, Scott ..... 1993-94-95-96  
 Trout, Glenn ..... 1962-63-64  
 Trowbridge, Norm ..... 1974-75-76  
 Troxell, Tom ..... 1953-54-55  
 Truesdell, Jamie ..... 1981  
 Tsaloff, David ..... 1965-66-67  
 Tucker, Tyler ..... 2011-13  
 Tuggle, John ..... 1969  
 Turner, C. .... 1901  
 Turner, Cam..... 2017-18-19  
 Turner, L. .... 1901  
 Turner, Mark ..... 1984-85-86  
 Turvy, Jimmy ..... 2012  
 Turvy, Roger ..... 1959-60  
 Tyler, Dan ..... 2002-03-04-05  
 Tyler, Scott ..... 1960, 62-63  
 Tyson, Bryan ..... 2002-03-04-05

### U

Ugwu, Brian ..... 2022  
 Upshaw, Marshall ..... 2001-02  
 Ulrich, (Doc) R. .... 1947-48-49-50  
 Utz, Jeff ..... 1988

### V

Vaccariello, Urban ..... 1929-30-31  
 Valente, Jon ..... 1991  
 Valle, Ray ..... 1955-56  
 Vanderburg, Howard..... 1943

## Letterwinners

Van Deusen, Tom ..... 1970-71  
 Van Lancker, Robert ..... 1966  
 Van Osdol, Bob ..... 1964-65  
 Van Pelt, P. .... 1897  
 Varner, Chuck ..... 1972-73-74  
 Vasche, Joseph ..... 1937-38  
 Vaughan, Sam ..... 2020-21-22  
 Vaughn, Damian ..... 1994-95-96-97  
 Veazie, Allen ..... 2010-11-13  
 Velotta, Chris ..... 1981-82  
 Vest, Brian ..... 1995-96-97  
 Vestal, Dave ..... 1990  
 Viher, John ..... 1971-72  
 Vikupitz, F. .... 1940  
 Virgil, Reginald ..... 2022  
 Vitale, Frank ..... 1962-63  
 Vlachos, J. .... 1934  
 Vlah, Walter (Dick) ..... 1960-61  
 Vogel, Tyler ..... 2002-03-04-05  
 Voge, Matt ..... 2004-05-06  
 Vonderheide, J.D. .... 2001-02-03  
 Vossler, George ..... 1927-28-29  
 Vracin, Nicholas ..... 1946-47, 49

### W

Wade, Chris ..... 2010-11-12-13  
 Wade, Don ..... 1967-68-69  
 Wafzig, Mike ..... 2001-02-03-04  
 Wagner, Jake ..... 1935-36-37  
 Wagner, Mike ..... 1976  
 Wahlke, James ..... 1956-57  
 Walker, Brad ..... 1975, 77  
 Walker, Cheo ..... 1995-97  
 Walker, Cory ..... 2000  
 Walker, Jalen ..... 2018-19-20-21-22  
 Walker, Randy ..... 1973-74-75  
 Wallace, Jay ..... 2002  
 Wallace, Lakumba ..... 1989-90-91-92  
 Wallace, Robert ..... 1952-53-54  
 Walls, Delvin ..... 2002  
 Walsh, Terry ..... 1985-86  
 Walter, Nick ..... 2014-15  
 Walters, Pete ..... 2005-06-07  
 Walters, Silas ..... 2022  
 Wampler, Gerald ..... 1951-52  
 Wamulumba, Mwanza ..... 2010-12-13-14  
 Wanke, Bill ..... 1988  
 Ward, Al ..... 1950  
 Ward, Cornelius ..... 2008-09-10  
 Warden, Wayne ..... 1964-65-66  
 Ware, Greg ..... 1965, 67  
 Warren, Jacques ..... 2021-22  
 Warth, Paul ..... 1976-77-78  
 Washington, Damon ..... 2014  
 Washington, Nasir ..... 2022  
 Washington, Nod ..... 1996-97  
 Watson, Elijah ..... 2017  
 Watson, John ..... 1958-59  
 Watson, Ken ..... 1971-72  
 Watson, Mike ..... 1974-75-76  
 Watters, Paul ..... 1960-61  
 Wauford, Jon ..... 1988-89-90-91  
 Wearsch, Greg ..... 1987  
 Weatherford, Sterling ..... 2018-19-20-21  
 Weaver, John ..... 1946-47-48  
 Weaver, R. .... 1933  
 Webb, Dana ..... 1942  
 Weber, Ed ..... 1944-45-46-47  
 Wedge, Jerrell ..... 2008-09-10-11  
 Weiner, Dave ..... 1987  
 Welch, Alex ..... 2014  
 Welch, Dan ..... 1974  
 Wells, Jim ..... 1964  
 Wells, Jonathan ..... 2009  
 Wenzlau, Charles ..... 1952-53  
 Wenecke, Dale ..... 1969-70-71

Wertz, Willis ..... 1930  
 Westbrook, Jamire ..... 2012-13  
 Wezensky, Noah .....  
 Whetzel, Tim ..... 1976-77-78  
 Whitaker, Mark ..... 1977  
 White, Donovan ..... 2019-20\*  
 White, Dustin ..... 2010-11-12-13  
 White, Sheldon ..... 1984-85-86-87  
 White, Troy ..... 1983-84-85-86  
 Whiteman, W. .... 1910-11  
 Whitley, Matt ..... 1989-90-91  
 Whittaker, Robert ..... 1926-27-28  
 Wickerham, J.R. .... 1960-61-62-63  
 Wieche, Robert ..... 1945-46  
 Wiggins, Bill ..... 1973-74-75  
 Wiggins, John ..... 1971-72-73  
 Wiley, Evan ..... 2012  
 Wilhelm, Jamie ..... 1984-85-86  
 Wilhelm, Marvin ..... 1952  
 Wilkinson, Ron ..... 1976-77-78  
 Willging, Dan ..... 1971-72  
 Williams, C. .... 1902-03-04  
 Williams, Dan ..... 1978-79-80  
 Williams, Dave ..... 1979-80-81-82  
 Williams, Dave ..... 1988  
 Williams, Ed ..... 1976-77-78  
 Williams, F. .... 1905  
 Williams, Harold ..... 1956-57-58  
 Williams, Jerry ..... 1936-37-38  
 Williams, Johnnie ..... 1992-93-94-95  
 Williams, Joseph "JoJo" ..... 2009-10-11-12  
 Williams, Josh ..... 2003-04-05-06  
 Williams, Kevin ..... 1998-99  
 Williams, Lloyd ..... 1951-52  
 Williams, Myron ..... 1962-63  
 Williams, Nate ..... 2008-09-10  
 Williams, Ralph ..... 1982-83  
 Williams, Rhett ..... 2020-21  
 Williams, Robert ..... 1970-71-72  
 Williams III, Robert ..... 2012-13  
 Williams, Roger ..... 1959  
 Williams, Rokeem ..... 2013-14-15-16  
 Williams, Shean ..... 1989-90-91-92  
 Williams, Steve ..... 1971-72  
 Williams, Tim ..... 1971-72-73  
 Williams, TJ ..... 2013-14-15-16  
 Williams, Wes ..... 2010-11-12-13  
 Williamson, Jackson ..... 2018-19  
 Willis, Lydell ..... 1989  
 Wilson, David ..... 1991-92-93-94  
 Wilson, Gordon ..... 1924-25-26  
 Wilson, Mike ..... 1987-88  
 Wilson, Robbie ..... 2005-06-07-08  
 Wilson, W. .... 1910  
 Wineland, Casey ..... 1937-38-39  
 Winkhart, Thomas ..... 1952  
 Winters, Mitchell ..... 2012-13-14-15  
 Wintzer, Carl ..... 1973-74-75-76  
 Wippel, Sam ..... 1947-48-49  
 Wire, Robert ..... 1918-19-20-21  
 Wirkowski, Nobby ..... 1948-49-50  
 Wise, Ty ..... 2022  
 Witler, William ..... 1968  
 Wiwo, Frank ..... 2003-04-05-06  
 Wohlwender, E. .... 1925-26-27  
 Wojcik, Dave ..... 1988-89-90  
 Wolf, Joe ..... 1978-79  
 Wolf, Richard ..... 1919-20-21  
 Wood, Lo ..... 2014  
 Wood, J. .... 1901-02-03  
 Woods, Dustin ..... 2006-07-08-09  
 Woods, Tracy ..... f  
 Woods, Wilbur ..... 1923  
 Woodworth, Eugene ..... 1941  
 Woolfolk, LaMark ..... 1994  
 Work, Joseph ..... 1920-21-22  
 Work, M. .... 1913

Woullard, Caiden ..... 2022  
 Wright, C. .... 1925-26  
 Wright, Carl A. .... 1921  
 Wright, Dontae ..... 2003-04-05-06  
 Wright, J. .... 1892  
 Wright, Robert ..... 1921  
 Wuest, John ..... 1936-37  
 Wurzelbacher, Jake ..... 2011-12  
 Wynter, Jahmal ..... 2020\*  
 Wysocki, Ed ..... 1938-39-40

### Y

Yarger, Jack ..... 1944  
 Yavasile, Jacob ..... 1999-00  
 Yeager, Mike ..... 1997-98-99  
 Yeoman, Cory ..... 1981, 83  
 Yoho, Mack ..... 1955-56-57  
 Young, Bob ..... 1975-76-77  
 Young, Buddy ..... 1965  
 Young, Kenny ..... 2015-16-17-18  
 Young, Ray ..... 1964-65  
 Young, Robert ..... 1968-69  
 Yuricich, Matthew ..... 1946

### Z

Zachary, John ..... 1951-52  
 Zehnder, Darryl ..... 1989  
 Zengler, Paul ..... 1944  
 Zenisek, Roger ..... 1958  
 Ziegman, Kevin ..... 1982-83-84  
 Ziehler, Scott ..... 1976  
 Zielinski, Alexx ..... 2016  
 Zimmerman, W.P. .... 1914-15-16  
 Zink, John ..... 1960-61  
 Zolman, Rowan ..... 2022  
 Zook, Ron ..... 1973-74-75  
 Zulandt, David ..... 2012  
 Zupancic, John ..... 1978-79-80-81  
 Zurbrugg, Ralph ..... 1951-52-53  
 Zwayer, Tom ..... 1975-76-77  
 Zych, Lester ..... 1944-45, 47

## Retired Numbers

### JOHN PONT #42



Jersey No. 42, worn by halfback John Pont through three varsity football campaigns, was retired by the Athletic Advisory Council following his senior season in 1951. Pont thus became the first athlete in Miami history to have his jersey retired.

Pont was destined for stardom from the first time he handled the ball in college competition. In the 1949 opener against Wichita, Pont returned the opening kickoff 98 yards for a touchdown, helping Miami to a 23-6 victory. Over the next three seasons, Pont became the top ground-gainer in school history, amassing 2,457 rushing yards and 4,184 yards of total offense. He averaged an astounding 9.5 yards each time he handled the ball, including 6.9 yards per rush. A three-time first-team all-MAC and all-Ohio selection, he received honorable mention all-America honors twice.

Pont led the MAC and was the leading sophomore rusher in the nation in 1949, registering 977 yards. He also led the league in scoring as a sophomore, tallying 54 points. Pont led the MAC in rushing again as a senior, totaling 883 yards, and paced Miami with 66 points.

Pont, who still ranks No. 7 in career rushing yards at Miami, served as an assistant coach at Miami from 1953-55 and as head coach from 1956-62. He was later head coach at Yale (1963-64), Indiana (1965-72), Northwestern (1973-77) and Mount St. Joseph (1990-92). He was named National Coach of the Year in 1967 after leading Indiana to a Big Ten co-championship and a Rose Bowl berth.

Pont is a charter member of the Miami Athletic Hall of Fame and is also a member of the MAC Hall of Fame.

He passed away on July 1, 2008.

#### Pont's Career Totals

Year	Rush	Yds.	Avg.	TD	Rec.	Yds.	Avg.	TD
1949	128	977	7.6	7	7	133	19.0	2
1950	96	597	6.2	7	6	88	14.7	1
1951	131	883	6.7	10	19	247	13.0	1
<b>Totals</b>	<b>355</b>	<b>2,457</b>	<b>6.9</b>	<b>24</b>	<b>32</b>	<b>468</b>	<b>14.6</b>	<b>4</b>

### BOB HITCHENS #40



Jersey No. 40 was retired in 1973 to mark the accomplishments of tailback Bob Hitchens, who concluded his career as the most prolific runner in Miami history. At the end of his three-year tenure (1971-73), Hitchens owned Miami's season and career records for points, rushing touchdowns, rushing attempts and rushing yards.

Hitchens, who was the first player in Miami history to lead the team in rushing three consecutive years, received first-team all-MAC accolades his sophomore and junior seasons and was a second-team all-league selection as a senior. He helped lead Miami to a 25-6 record, including an 11-0 mark his senior year, when MU notched a MAC championship and a Tangerine Bowl victory over Florida.

Hitchens' junior year was a banner one, as he established school records for points (90), rushing touchdowns (15), rushing attempts (326) and rushing yards (1,370). He led the MAC in scoring and rushing, was a four-time MAC Player of the Week and topped the 100-yard rushing mark seven times, including a career-best 218 yards in Miami's win at South Carolina. For his accomplishments, he was honored as team MVP, MAC Offensive Player of the Year, Miami Athlete of the Year and a third-team Associated Press All-American.

Following his playing career, Hitchens was an assistant coach at Carnegie Mellon University and later served as an assistant at Miami from 1980-87.

Hitchens, who still holds the school record for carries in a game (45), was inducted into the Miami Athletic Hall of Fame in 1980.

#### Hitchens' Career Totals

Year	Rush	Yds.	Avg.	TD	Pts.
1971	271	1,157	4.3	13	78
1972	326	1,370	4.2	15	90
1973	176	591	3.4	6	36
<b>Totals</b>	<b>773</b>	<b>3,118</b>	<b>4.0</b>	<b>34</b>	<b>204</b>



## Retired Numbers

### BEN ROETHLISBERGER #7



Joining Red and White gridiron luminaries John Pont and Bob Hitchens, Ben Roethlisberger took his place in Miami Football history when his jersey No. 7 was retired on October 13, 2007, becoming just the third in program history to have his number retired. Roethlisberger ended his three-year playing tenure (2001-03) as the most prolific passer in program history.

Roethlisberger owns every major Miami single-game, single-season and career passing mark, while topping Mid-American Conference charts in most completions in a season, and passing yards in a season. He also is the NCAA record holder for most games in a season gaining 200 or more yards passing (14 in 2003) and consecutive games in a season with at least 200 yards passing (14 in 2003).

Roethlisberger helped orchestrate one of the most impressive seasons in Miami history as the 2003 RedHawks compiled 13 consecutive victories, a Mid-American Conference Championship, a GMAC Bowl victory and a No. 10 final ranking in the national polls.

He captured third-team All-America honors from the Associated Press during his record-breaking junior campaign and became just the third Miami player to garner the Vern Smith Award as the Mid-American Conference Most Valuable Player.

After forgoing his final year of collegiate eligibility and entering the NFL draft as a junior, Roethlisberger was selected with the 11th overall pick by the Pittsburgh Steelers, the highest draft position of any Miami player in program history.

During his Miami career, he also was named the 2001 MAC Freshman of the Year, earned All-MAC honors all three seasons and was selected to the 2001 All-Freshman Team by the Football Writers Association and the *Sporting News*. Roethlisberger was twice named Miami's Male Co-Athlete of the Year, earning the honor in 2001-02 and 2003-04. He also was named the RedHawks' team MVP all three seasons.

#### Roethlisberger's Career Totals

Year	Cmp.	Att.	Pct.	Yds.	TD-Pass	TD-Rush	Pts.
2001	241	381	.633	3,105	25	3	168
2002	271	428	.633	3,238	22	1	138
2003	342	495	.691	4,486	37	3	240
<b>Totals</b>	<b>854</b>	<b>1,304</b>	<b>.655</b>	<b>10,829</b>	<b>84</b>	<b>7</b>	<b>546</b>

### Travis Prentice #41



Travis Prentice (1996-99), will become the fourth RedHawk to have his football jersey retired on Sept. 6, 2014.

At the completion of his Miami career, the Louisville, Ky., native owned 35 career and single season Miami records. Prentice would rank first in rushing yards (5,596), rushing attempts (1,138), scoring (468), touchdowns (78) and all-purpose yards (6,118) to go along with many other Miami records. Still to this day, his 5,596 rushing yards rank sixth all-time in NCAA history, behind Ron Dayne (6,397), Ricky Williams (6,279), Tony Dorsett (6,082), DeAngelo Williams (6,026) and Charles White (5,598).

"Touchdown Travis" was a three-time first-team All-MAC performer that played in 44 career games (33 starts), finishing with 73 rushing touchdowns, second-most in NCAA history behind Monte Ball's 77. Despite his 1,138 rushing attempts, the three-time Doak Walker semifinalist lost just two fumbles in his RedHawk career. From Nov. 2, 1996 to Oct. 9, 1999, Prentice recorded 862 consecutive rushing attempts without losing a fumble, which still stands as an NCAA record today.

Prentice's individual accolades helped produce Miami victories on the field. In his four years with the Red and White, Miami would record 31 wins and just 13 losses and would finish no worse than second in the MAC East in that four year span. Miami was 14-1 during Prentice's career when he surpassed 150 yards on the ground and went 24-4 in games that saw him top the 100-yard plateau. He would finish his career with 28 100-yard games.

Other career highlights for the tailback included 35 games with a touchdown, 25 games with at least two touchdowns and went over 1,500 rushing yards in three consecutive seasons. All three were NCAA records back in 1999.

#### Prentice's Career Totals

Year	Rush	Yds.	Avg.	TD	Pts.
1996	123	601	4.9	12	72
1997	296	1549	5.2	25	175
1998	365	1787	4.9	19	133
1999	354	1659	4.7	17	119
<b>Total</b>	<b>1138</b>	<b>5596</b>	<b>4.9</b>	<b>73</b>	<b>511</b>




## All-Americans


<b>Sam Sloman</b>	K	2019
The Athletic (2nd team)		
<b>Zac Murphy</b>	P	2013
SB Nation (2nd team), Sl.com (honorable mention)		
<b>Nick Harwell</b>	WR	2011
Sports Illustrated (Honorable Mention)		
<b>Martin Nance</b>	WR	2005
Sports Illustrated (3rd team)		
<b>Ben Roethlisberger</b>	QB	2003
AP (3rd team)		
<b>Ben Roethlisberger</b>	QB	2001
FWAA (1st team-Fr.), Sporting News (3rd team-Fr.)		
<b>Matt Pusateri</b>	DB	2001
Sporting News (3rd team-Fr.)		
<b>Terrell Jones</b>	LB	2000
Sporting News (3rd team-Fr.)		
<b>Travis Prentice</b>	RB	1999
Sporting News (2nd team), AP (3rd team), Football News (3rd team), Sports Network (1st team), Sports Weekly Journal (2nd team)		
<b>Dustin Cohen</b>	LB	1998
Football News (3rd team)		
<b>JoJuan Armour</b>	LB	1998
AP (3rd team)		
<b>Kent McCullough</b>	P	1997
Sporting News (1st team-Fr.)		
<b>Deland McCullough</b>	RB	1992
Football News (1st team-Fr.)		
<b>Gary Layton</b>	P	1992
Football News (3rd team-Fr.)		
<b>Curt McMillan</b>	LB	1992
Gannett (1st team), UPI (2nd team), Football News (2nd team), AP (3rd team)		
<b>Gary Gussman</b>	K	1987
AP (2nd team), Football News (3rd team)		
<b>Brian Pillman</b>	MG	1983
AP (2nd team)		
<b>Kirk Springs</b>	DB	1979
AP (Honorable Mention)		
<b>Doug Lantz</b>	C	1979
AP (Honorable Mention)		
<b>Greg Sullivan</b>	DE	1978
AP (Honorable Mention)		
<b>Greg Sullivan</b>	DE	1977
AP (Honorable Mention)		
<b>Brad Cousino</b>	MG	1974
FWAA (1st team), AP (2nd team), UPI (3rd team)		
<b>Doug Krause</b>	MG	1971
AP (2nd team)		
<b>Dick Adams</b>	DB	1970
AP (2nd team)		
<b>Bob Babich</b>	LB	1968
AFCA (1st team), Playboy (1st team), Sporting News (1st team), Time (1st team)		
<b>Paul Dietzel</b>	C	1947
AFCA (1st team)		

**CoSIDA Academic All-America**

1973	Andy Pederzoli	.....First Team
1984	Steve Dailey	.....Second Team
2000	Brian Potter	.....First Team
	Eddie Tillitz	.....Second Team



• **BOB BABICH** •  
1968 AFCA  
First-Team All-American



• **CURT MCMILLAN** •  
1992 Associated Press  
Third-Team All-American



• **BRAD COUSINO** •  
1974 Associated Press  
Second-Team All-American



• **TRAVIS PRENTICE** •  
1999 Associated Press  
Third-Team All-American



• **BRIAN PILLMAN** •  
1983 Associated Press  
Second-Team All-American



• **BEN ROETHLISBERGER** •  
2003 Associated Press  
Third-Team All-American

## Mid-American Conference Awards

### MAC PLAYERS OF THE YEAR

- 1966 Bruce Matte (Back)
- 1968 Bob Babich (Lineman)
- 1970 Dick Adams (Def.)\*
- 1972 Bob Hitchens (Off.)
- 1973 Brad Cousino (Def.)
- 1974 Brad Cousino (Def.)
- 1977 Jack Glowik (Def.)
- 1980 Kent McCormick (Def.)\*
- 1981 John Zupancic (Def.)
- 1983 Brian Pillman (Def.)
- 1986 Terry Morris (Off.)#
- 1991 Curt McMillan (Def.)
- 1992 Curt McMillan (Def.)
- 1995 Johnnie Williams (Def.)
- 1997 JoJuan Armour (Def.)
- 1998 Travis Prentice (Off.)#
- JoJuan Armour (Def.)
- 1999 Dustin Cohen (Def.)
- 2003 B. Roethlisberger (Off.)#
- 2004 Ryne Robinson (Spec.)
- 2007 Clayton Mullins (Def.)
- 2014 Quinten Rollins (Def.)

\* co-player of year at position  
# MAC MVP

### Vern Smith Award Winners (MAC MVP)



1986

TERRY MORRIS • QB



1998

TRAVIS PRENTICE • RB



2003

BEN ROETHLISBERGER • QB

### MAC COACH OF THE YEAR

- 1965 Bo Schembechler
- 1973 Bill Mallory
- 1974 Dick Crum
- 2003 Terry Hoepfner
- 2010 Michael Haywood

### MAC FRESHMAN OF THE YEAR

- 1992 Deland McCullough
- 2001 Ben Roethlisberger
- 2019 Brett Gabbert

## Three-Time First-Team All-MAC Picks



John Pont



Ernie Kellerman



Tom Jones



Gary Arthur




Ron Carpenter



Dee Osborne



Mike Bird



Travis Prentice



Doc Urich



Greg Sullivan



Dayonne Nunley





## Mid-American Conference Awards

1984	Tim Colleran, ILB George Swarn, TB		Kameron Butler, DL Sam Sloman, K	1985	Dave Brown, OLB Troy White, DB		Bryan McCullough Josh Lubin		Tommy Doyle Ryan McWood		
1985	Gary Gussman, PK Andrew Marlatt, DL Terry Morris, QB	2020	Jack Sorenson, WR	1986	Tom Graham, RB	2002	Eddie Tillitz	2003	Steve Burke Ryan Busing John Glavin	Ryan Newton Pete Nank Adam Mehelic Jalen Walker Sterling Weatherford	
1986	Gary Gussman, PK Shawn Reilley, C George Swarn, TB	2021	Lonnie Phelps, DL Matthew Salopek, LB Sterling Weatherford, DB	1987	Mike Bates, QB	2003	Steve Burke	2004	John Glavin Josh Betts John Glavin		
1987	Shawn Reilley, C Todd Snyder, DB	2022	Rusty Feth, OL Mac Hippenhammer, WR Ryan McWood, LB Dom Dzioban, P	1989	Jerry Prochko, ILB	2004	John Glavin John Glavin	2005	John Glavin David Hutzelman		
1989	Scott Barnett, DB Aaron Kromer, OT Jon Wauford, DL	<b>THIRD-TEAM ALL-MAC</b>		1990	Terry Carter, RB	2007	Pat LaMonica	2008	Joey Hudson	2020	Griffin Baumoele Brendan Beattie Henry Beckett Mike Brown Kameron Butler Bennett Clark Tommy Doyle Austin Ertl Rusty Feth Brett Gabbert Ben Jackson Zach Kahn AJ Mayer Ryan McWood Adam Mehelic Ryan Newton David Redding Austin Robinson Matthew Salopek Sterling Weatherford
1990	Scott Frazier, DL	2007	Dave DiFranco, OL Joe Coniglio, DL Jake Richardson, P	1991	John Cannon, OG Kevin Ellerbe, RB Barry Renfro, OLB Shean Williams, DB	2009	Anthony Kokal Seth Philip	2010	Pat Hinkel		
1991	John Healy, OT	2008	Joe Coniglio, DL Robbie Wilson, DB Eugene Harris, PR	1992	Chris Brenner, OG	2011	Anthony Kokal Mason Krysinski	2012	Mason Krysinski		
1992	Jeff Chabot, OT Gary Layton, P Mark Staten, DT	2009	Anthony Kokal, DB Armand Robinson, WR	1993	Ernest Perry, DB	2013	Kent Kern Austin Boucher Mason Krysinski Wes Williams	2014	Ryan Callen Rany Heideman Kent Kern Christian Koch Jimmy Rouser		
1993	Chris Allen, DT Nick Frantz, C Chad Seitz, PK	2010	Bob Gulley, OL Zac Murphy, P	1994	Versellias Hammond, DB	2015	Randy Heideman Zach Hovey Kent Kern Christian Koch Bryce Lehwald Matt Merimee Buchi Okafor	2016	Pasquale Calcagno Evan Crabtree Nick Dowd Brad Earnest Randy Heideman Luke Mayock Sam McCollum Ryan Mullen Mitch Palmer Zach Swartz Nate Trawick Alexx Zielinski		
1994	Deland McCullough, TB Johnnie Williams, ILB	2011	Austin Brown Ryan Kennedy Jerrell Wedge	1995	Kent McCullough, P	2017	Kobe Burse Sam Connolly Evan Crabtree Brad Earnest Randy Heideman Ryan Mullen Mitch Palmer Zach Swartz	2018	Mike Brown Evan Crabtree Tommy Doyle Isaac Hampton Zach Kahn Nick Marosi Ryan McWood Adam Mehelic Ryan Mullen Mitch Palmer Jalen Walker Sterling Weatherford		
1995	Tremayne Banks, WR Matt Cravens, C Gene Guidry, OG Jason Holmes, DE Jamie Taylor, DB	2012	Zac Dysert, QB Andy Cruse, WR	1996	John Busing, OLB Luke Clemens, RB	2018	Mike Brown Evan Crabtree Tommy Doyle Isaac Hampton Zach Kahn Nick Marosi Ryan McWood Adam Mehelic Ryan Mullen Mitch Palmer Jalen Walker Sterling Weatherford	2019	Mike Brown Kameron Butler Bennett Clark Evan Crabtree Zach Kahn		
1996	Tremayne Banks, WR John Scott, PK JoJuan Armour, OLB	2014	Andrew Hendrix, QB Zach Lewis, OL Fred McRae, RET	1997	Jay Bennett Jeff Lieberman						
1997	Dustin Cohen, ILB	2015	JT Jones, DL	1998	Jeff Lieberman						
1998	John Scott, PK Drew Purcell, ILB	2016	James Gardner, WR DeAndre Montgomery, DB Junior McMullen, LB Maurice Thomas, RET	1999	Jay Bennett Dale Wernecke						
1999	Trevor Gaylor, WR	2017	Heath Harding, DB Jordan Rigg, OL Ikeem Allen, DL	2000	Dale Wernecke						
2000	Sly Johnson, WR Alex Sulfsted, OL	2018	Gus Ragland, QB Danny Godlevske, OL Jordan Rigg, OL Kyle Kramer, P Jack Sorenson, WR	2001	Dave Cripe Jay Fry Joe Gardner Andy Pederzolli						
2001	Ben Roethlisberger, QB	2019	Myles Reid, LB Danny Godlevske, OL Emmanuel Rugamba, DB	2002	Jay Fry Joe Gardner Andy Pederzolli						
2002	Ben Roethlisberger, QB Luke Clemens, RB	2020	Danny Godlevsky, OL Manny Rugamba, DB Kameron Butler, DL Lonnie Phelps, DL	2003	Joe Gardner Andy Pederzolli						
2003	Todd Londot, C Ben Herrell, OL Matt Brandt, TE Martin Nance, WR Terna Nande, OLB	2021	Brett Gabbert, QB Mac Hippenhammer, WR Dominique Robinson, DL	2004	Chuck Miller Drew Nieman Randy Gunlock						
2004	Todd Londot, C Matt Pusateri, S Alphonso Hodge, CB Darrell Hunter, CB	2022	Matt Salopek, LB John Saunders, DB Jalen Walker, PR	2005	Matt Mazur Gerry Glowik Matt Mazur						
2005	Joey Card, S Mark Kracium, OL Todd Londot, C Brandon Murphy, RB Ryne Robinson, WR Todd Soderquist, PK	<b>HONORABLE MENTION ALL-MAC</b>		2006	John Zupancic						
2006	Joey Hudson, LB	1980	Kaiser Holman, RB	2007	B.J. Kelley						
2007	Joey Hudson, LB	1981	Rick Neal, DB Jay Peterson, RB Ken Smith, OT	2008	Sean O'Toole						
2009	Brandon Brooks, OL	1983	Tom Murphy	2009	Doug Geyer						
2010	Brandon Brooks, OL Austin Brown, DL Zac Dysert, QB Nick Harwell, WR Armand Robinson, WR	1984	Steve Dailey, DT Gary Gussman, PK Bob Smith, OT Randy Sullivan, C	2010	Steve Dailey						
2011	Brandon Brooks, OL			2011	Jim Harnett Mike Warhofer						
2012	Nick Harwell, WR			2012	Jim Harnett Pete Mather						
2013	Wes Williams, DE Kent Kern, LB			2013	Jim Harnett Bart Letcavits Cory Reed						
2014	David Frazier, WR			2014	Dennis Penderghast						
2015	Bryson Albright, DL			2015	Jim Clement Tom Poynton Jon Valente						
2016	Collin Buchanan, OL JT Jones, DL			2016	Jim Clement Tom Poynton						
2018	Doug Costin, DL			2017	Jason Cheney						
2019	Maurice Thomas, KR			2018	Josh Lubin						
				2019	Chris Huelsman						



## Mid-American Conference Awards

---

2021

David Redding  
Jalen Walker  
Chris Cavalaris  
Kameron Butler  
AJ Mayer  
Brett Gabbert  
Brendan Beattie  
Austin Ertl  
Ben Jackson  
Matthew Salopek  
Sam Vaughan  
Anthony Collier  
Kevin Davis  
Rusty Feth  
Dominique Robinson  
Ryan Newton  
Dominic Nardone  
Mac Hippenhammer

2022

Brendan Beattie,  
Chris Cavalaris,  
Anthony Collier  
Kevin Davis  
Jack DeJarl  
Austin Ertl  
Rusty Feth  
Mac Hippenhammer  
Corban Hondru  
Ben Jackson  
Dominic Nardone  
Blaine Riley  
Matthew Salopek  
Aveon Smith  
Kenny Tracy  
Jalen Walker  
Silas Walters

*\* There was no Academic All-MAC team from 1999-01, when the league briefly adopted an honor roll system.*

## Miami Awards

### MOST VALUABLE PLAYER

1960	John Moore
1961	Bill Triplett
1962	Bob Jencks
	Tom Nomina
1963	Ernie Kellermann
	Dave Mallory
1964	Ernie Kellermann
1965	Jim Bright
1966	Bruce Matte
1967	Bob Babich
1968	Bob Babich
1969	Dick Adams
1970	Dick Adams
1971	Doug Krause
1972	Bob Hitchens
1973	Mike Monos
1974	Brad Cousino
1975	Randy Walker
1976	Ron Carpenter
1977	Larry Fortner (Off.)
	Jack Glowik (Def.)
1978	Mark Hunter (Off.)
	Greg Sullivan (Def.)
1979	Dave Crowder (Off.)
	Kent McCormick (Def.)
1980	Greg Jones (Off.)
	Kent McCormick (Def.)
1981	Greg Jones (Off.)
	John Zupancic (Def.)
1982	Mark Mather (Off.)
	Brian Pillman (Def.)
1983	Jay Peterson (Off.)
	Brian Pillman (Def.)
1984	George Swarn (Off.)
	Tim Colleran (Def.)
1985	George Swarn (Off.)
	Steve Fitzhugh (Def.)
1986	Terry Morris (Off.)
	Dave Brown (Def.)
1987	Gary Gussman (Off.)
	Todd Snyder (Def.)
1988	Chris Alexander (Off.)
	Dave Iafolla (Def.)
	Bob Getz (Def.)
1989	Milt Stegall (Off.)
	Jon Wauford (Def.)
1990	Jon Wauford
1991	Curt McMillan
1992	Curt McMillan
1993	Chris Allen
1994	Jason Phillips
1995	Deland McCullough
	Johnnie Williams
1996	Tremayne Banks
1997	Sam Ricketts
1998	Travis Prentice
1999	Travis Prentice
	Dustin Cohen
2000	Mike Bath
	Brandon Godsey
2001	Ben Roethlisberger
2002	Ben Roethlisberger
2003	Ben Roethlisberger
2004	Michael Larkin
2005	Martin Nance
2006	Ryne Robinson
	Joey Hudson (Def.)
2007	Clayton Mullins
2008	Jake Richardson
2009	Not awarded
2010	Armand Robinson (Off.)

2011	Evan Harris (Def.)
	Zac Dysert (Off.)
	Ryan Kennedy (Def.)
2012	Zac Dysert (Off.)
	Chris Wade (Def.)
2014	Andrew Hendrix (Off.)
	Quinten Rollins (Def.)
2015	Trevan Brown (Off.)
	Bryson Albright (Def.)
	JT Jones (Def.)
2017	Kenny Young
	James Gardner
2018	Brad Koenig (Def.)
	Kenny Young (Off.)
	Gus Ragland (Off.)
2019	Jaylon Bester (Off.)
	Doug Costin (Def.)
	Sterling Weatherford (Def.)
	Sam Sloman (Team MVP)
	Kyle Kramer (ST)
	Maurice Thomas (ST)
2020	None
2021	Jack Sorenson (MVP)
	Brett Gabbert (Off.)
	Graham Nicholson (ST)
2022	Mac Hippenhammer (Off.)
	Ryan McWood (Def.)

### VERN SMITH AWARD NOMINEES

1982	Brian Pillman
1983	Brian Pillman
1984	Steve Dailey
1985	George Swarn
1986	Terry Morris #
1987	Gary Gussman
1988	David Iafolla
1989	Jerry Prochko
1990	Jon Wauford
1991	Curt McMillan
1992	Curt McMillan
1993	Chris Allen
1994	Jeff Chabot
1995	Deland McCullough
1996	Tremayne Banks
1997	JoJuan Armour
1998	Travis Prentice #
1999	Travis Prentice
2000	Alex Sulfsted
2001	Ben Roethlisberger
2002	Ben Roethlisberger
2003	Ben Roethlisberger #
2004	Michael Larkin
2005	Martin Nance
2006	Ryne Robinson
2007	Clayton Mullins
2008	Joey Hudson
2009	Jordan Gafford
2010	Jordan Gafford
2011	Anthony Kokal
2012	Zac Dysert
2014	Andrew Hendrix
2016	Heath Harding
2017	James Gardner
2018	Brad Koenig
2019	Doug Costin
2020	None
2021	Jack Sorenson
2022	Ryan McWood

# Vern Smith Award recipient as MAC MVP

### JOHN BAUMES AWARD

*Presented to a freshman on the basis of leadership, sportsmanship, scholarship and football ability.*

1960	Allan Fisher
1961	Hugh Darley
1962	Paul Schudel
1963	Ed Philpott
1964	Ron Bash
1965	Bob Babich
1966	Gary Arthur
1967	Mike Flaig
1968	Steve Jeffers
1969	Bob Williams
1970	Tim Williams
1971	Jack Schulte
1972	Randy Walker
1973	Mike Wagner
1974	Pat McDermott
1975	Jeff Feicht
1976	Mark Hunter
	Doug Noxel
1977	Kent McCormick
1978	Paul Drennan
1979	Keith Dummitt
1980	Gary Nagel
1981	Steve Fitzhugh
1982	Tom Graham
1983	Dan Dalrymple
1984	Gary Gussman
1985	Chris Trainor
1986	Dave Iafolla
1987	Armando Costello
1988	Scott Frazier
1989	Lakumba Wallace
1990	Terry Carter
1991	Bill Atha
1992	Johnnie Williams
1993	Dee Osborne
1994	Marcus Stepp
1995	JoJuan Armour
1996	Mike Bath
1997	Sly Johnson
1998	Phil Hawk
1999	Scott Sagehorn
2000	Terrell Jones
2001	Matt Pusateri
2002	Todd Londot
2003	Ryne Robinson
2004	Charlie Norden
2005	Joe Coniglio
2006	Dustin Woods
2007	Eugene Harris
2008	Brandon Brooks

### KEITH SWAILES AWARD

*Presented to a junior on the basis of enthusiasm, loyalty, football knowledge and an intense desire to win.*

1979	John McCafferty
1980	John Zupancic
1981	John Lyons
1982	Jay Peterson
1983	Tim Colleran
1984	Bob Smith
1985	George Swarn
1986	Andy Marlatt
1987	John Stofa

1988	Jerry Prochko
1989	Mark Cristell
1990	Barry Renfro
1991	Shean Williams
1992	Chris Allen
1993	David Thomas
1994	Johnnie Williams
1995	Dee Osborne
1996	Jamie Taylor
1997	JoJuan Armour
1998	Dustin Cohen
1999	Mike Bath
2000	Phil Hawk
2001	Jason Branch
2002	Terrell Jones
2003	Matt Pusateri
2004	Josh Betts
2005	Joey Card
	Ryne Robinson
2006	Mike Kokal
2007	Joey Hudson
2008	Andre Bratton
2009	Not awarded
2010	Not awarded
2011	Not awarded
2012	Not awarded

### JOHN SCHERZ AWARD

*Presented to Miami's outstanding walk-on.*

1991	Gary Layton
1992	Chad Seitz
1993	Scott Trostel
1994	Jeff Cheeks
1995	Ed Marut
1996	Bryan McCullough
1997	Ty Buxton
1998	Robert Jordan
1999	Steve Orsak
2000	Luke Clemens
2001	Michael Larkin
2002	J.D. Vonderheide
2003	Adam Ciborowski
2004	Jeff Schroeder
2005	Jimmy Murray
2006	Kyle Decker
2007	Mike Rummmler
2008	Seth Philip
2009	Not awarded
2010	Not awarded
2011	Not awarded
2012	Not awarded
2013	Not awarded
2014	Not awarded
2017	Bart Barati
2019	Michael Bonds
2020	None
2021	Chris Cavalaris
2022	Silas Walters

### SPECIAL TEAMS MVP

1990	Ron Carpenter
1991	Ron Carpenter
1992	Gary Layton
1993	Gary Layton
1994	Gary Layton
1995	Jeff Cheeks
1996	Jason Cheney
1998	John Scott
	Chad O'Reilly
1999	Kent McCullough

2000	Kent McCullough
2001	Milt Bowen
2002	Jared Parseghian
2003	Ryne Robinson
2004	Mike Wafzig
2005	Todd Soderquist
2006	Jake Richardson
2007	Jake Richardson
2008	Nate Parseghian
2009	Not awarded
2010	Trevor Cook
2011	Zac Murphy
2012	Kaleb Patterson
2013	Not awarded
2014	Not awarded
2018	Maurice Thomas
	Sam Sloman
2019	Kyle Kramer
	Maurice Thomas
2020	None
2021	Graham Nicholson
2022	Dom Dzioban

### SOARING HAWK AWARD

1991	Jon Wauford
	James Patton
1992	Deland McCullough
	Mark Staten
1993	Johnnie Williams
1994	Bill Atha
	Bill Henderson
	Deland McCullough
1995	Gene Guidry
1996	JoJuan Armour
1997	Damian Vaughn
1998	JoJuan Armour
	J. Baker
1999	No award presented
2000	Sly Johnson
	Joe Lyman
	DeMarrio Jones
2001	Chauncey Henry
	Rod Clark
2002	Matt Robillard
	Matt Brandt
2003	Cal Murray
	Scott Sagehorn
	Will Stanley
2004	Larry Burt
	Luke Clemens
	Korey Kirkpatrick
2005	Nate Bunce
	Steve Burke
	Terna Nande
	Ryan Redd
	Derek Rehage
2006	Dave McClain
	Joey Card
2007	Cory Jones
	Austin Sykes
	Jerrid Gaines
	Charlie Norden
	Craig Mester
2008	Jake O'Connell
	Tom Crabtree
2009	Not awarded
2010	Not awarded
2011	Not awarded
2012	Not awarded
2013	Not awarded
2014	Not awarded
2017	Jordan Diamond

## Miami Awards/Captains

Grant Niemiec  
 2018 Josh Allen  
 Mitch Palmer  
 2019 Evan Crabtree  
 Matt Skibinski  
 2020 None  
 2021 Mike Brown  
 Ben Kimpler  
 2022 Ryan McWood

### VIC WALTZ AWARD

*Presented to Miami's most valuable defensive lineman.*

1997 Chad Brightman  
 1998 Andy Aracri  
 1999 Andy Aracri  
 2000 Brian Potter  
 2001 Bob Petrovic  
 2002 Ryan Terry  
 2003 Phil Smith  
 2004 John Glavin  
 2005 John Glavin  
 2006 Joe Coniglio  
 2007 Joe Coniglio  
 2008 Joe Coniglio  
 2009 Not awarded  
 2010 Not awarded  
 2011 Not awarded  
 2012 Not awarded  
 2013 Bryson Albright  
 2014 Bryson Albright

### TRENCH WARRIOR AWARD

*Presented to Miami's most valuable offensive lineman.*

2002 Jacob Bell  
 2003 Jacob Bell  
 2004 Todd Londot  
 2005 Todd Londot  
 2006 Steve Meister  
 2007 Steve Meister  
 2008 Dave DiFranco  
 2009 Not awarded  
 2010 Not awarded  
 2011 Not awarded  
 2012 Not awarded  
 2013 Not awarded  
 2014 Zach Lewis

### STRENGTH AND CONDITIONING AWARD

2001 Julian Goodman  
 2002 John Glavin  
 2003 Terna Nande  
 2004 Will Rueff  
 2005 Todd Londot  
 2006 Tom Crabtree  
 2007 Jeff Thompson  
 2008 Chris Shula  
 2009 Not awarded  
 2010 Not awarded  
 2011 Not awarded  
 2012 Not awarded  
 2013 Not awarded  
 2014 Not awarded  
 2017 Nate Becker  
 2018 Nate Becker  
 2019 Ryan McWood  
 2020 None  
 2021 Jalen Walker  
 2022 Dominic Nardone

### BIG PLAYMAKER AWARDS

2002 Luke Clemens (Off.)  
 Milt Bowen (Def.)  
 2003 Martin Nance (Off.)  
 John Busing (Def.)  
 2004 Ryne Robinson (Off.)  
 Marcus Johnson (Def.)  
 2005 Josh Betts (Off.)  
 Brandon Murphy (Off.)  
 Marcus Johnson (Def.)

### SCOUT TEAM MVP

2010 Willie Culpepper  
 2011 J.J. Greenwood (Off.)  
 Mitch Krotz (Def.)  
 2012 Austin Gearing (Off.)  
 Jimmy Rousher (Def.)  
 2013 Not awarded  
 2014 Mitch Palmer (Off.)  
 Alonzo Smith (Off.)  
 AJ Burdine (Def.)  
 Sam Connolly (Def.)  
 2017 Jalen Walker  
 David Redding  
 Sterling Weatherford  
 2018 Manny Rugamba  
 Michael Bonds  
 Cole Jones  
 2019 Zack Hazlett  
 Kyle Bryant  
 2020 None  
 2021 Darez Snider (Off.)  
 Oscar McWood (Def.)  
 2022 Matt MacLeod (Off.)  
 Dalton Norris (Def.)

### SCHOLAR-ATHLETE OF THE YEAR

2010 Seth Philip  
 2011 Anthony Kokal  
 2012 Jason Semmes  
 2017 Randy Heideman  
 Zach Swartz  
 2018 Mack Duffin  
 Ryan Mullen  
 2019 Jack Schroer  
 Luke Mayock  
 2020 None  
 2021 David Redding  
 2022 Chris Cavalaris

### CAPTAINS

1889 William M. Chidlaw  
 E. Parrett  
 1892 G. Eastman  
 1893 F. DuBois  
 1901 L. Turner  
 1904 C. Morphy  
 1905 F. Williams  
 1906 L. Rupert  
 1907 George Booth  
 1908 George Booth  
 T. Rymer  
 1909 T. Rymer  
 1910 Charles McCoy  
 1911 James Levering  
 1912 Robert Taylor  
 Russell Baker  
 1913 James Carr  
 1914 Fred Reed

1915 Marvin Pierce  
 1916 Vivian Crawford  
 1917 Lewis McVay  
 1918 George Munns  
 1919 Ed Sauer  
 1920 Red Hale  
 1921 Tom Munns  
 1922 J. Davis  
 1923 Virgil Perry  
 1924 Bill Allen  
 1925 Tom Sharkey  
 1926 Gordon Wilson  
 1927 Robert Oswald  
 1943 Bob Russell (Hon.)  
 1944 George Fuchs  
 1945 Ned Shiflett  
 1946 Paul Dietzel  
 1947 Bill Hoover  
 1948 Paul Shoults  
 1949 Ernie Plank  
 1950 Richard (Doc) Urich  
 1951 Donald Green  
 1952 John McVay  
 1953 Tom Pagna  
 1954 Bob Bronston  
 1955 Dick Mattern  
 1956 Bill Mallory  
 Tom Dimitroff  
 1957 Mack Yoho  
 1958 John Drew  
 1959 James Daniels  
 Dave Gilbert  
 1960 Dave Kaiser  
 C. Edward Keating  
 Napoleon Reid  
 Roger Turvy  
 1961 Joe Galat  
 Bill Triplett  
 1962 Gerry Myers  
 Tom Nomina  
 Dave Mallory  
 Tom Longsworth  
 1964 Mike Cohen  
 Ernie Kellermann  
 Bill Williams  
 1965 Jim Bright  
 Don Peddie  
 Paul Schudel  
 1966 Joe Kozar  
 Ed Philpott  
 Bruce Matte  
 1967 Jim Shaw  
 Bob Smith  
 Bob Thomas  
 David Tsaloff  
 1968 Bob Babich  
 1969 Kent Thompson  
 Merv Nugent  
 1970 Dick Adams  
 Jim Bengala  
 1971 Dick Dougherty  
 Doug Krause  
 Marc Smith  
 1972 Mike Poff  
 Bob Williams  
 1973 Bob Hitchens  
 Mike Monos  
 1974 Chuck Varner  
 1975 Sherman Smith  
 Ron Zook  
 1976 Randy Gunlock  
 Dave Hatgas  
 1977 Jack Glowik

Steve Joecken  
 Pat McDermott  
 1978 Larry Fortner  
 Pat McDermott  
 1979 Mark Hunter  
 Kirk Springs  
 1980 Chuck Hauck  
 Kaiser Holman  
 Kent McCormick  
 1981 Paul Drennan  
 Don Treadwell  
 John Zupancic  
 1982 John Lyons  
 Mark Mather  
 1983 Mark Lucas  
 Jay Peterson  
 Brian Pillman  
 1984 Eric Bauer  
 Steve Dailey  
 1985 Steve Fitzhugh  
 Glen Hirschfield  
 1986 Dave Brown  
 Dan Dalrymple  
 George Swann  
 1987 Shawn Reilley  
 Todd Snyder  
 1988 Bob Getz  
 Aaron Kromer  
 1989 Aaron Kromer  
 Jerry Prochko  
 1990 Andy Billman  
 Bennie Caldwell  
 1991 Scott Frazier  
 John Healy  
 Barry Renfro  
 Milt Stegall  
 1992 Ron Carpenter  
 Mike Kreeger  
 Curt McMillan  
 James Patton  
 1993 Cipriano Beredo  
 Robert Blanton  
 1994 Jeff Chabot  
 Jason Phillips  
 1995 Neil Dougherty  
 Eric Henderson  
 Johnnie Williams  
 1996 Tremayne Banks  
 Eric Beverly  
 Dee Osborne  
 1997 Mike Bird  
 Chad Brightman  
 Jeff Cheeks  
 Sam Ricketts  
 1998 JoJuan Armour  
 J. Baker  
 1999 Travis Prentice  
 Dustin Cohen  
 2000 Mike Bath  
 Andy Aracri  
 2001 Gino DiGiandomenico  
 Paul Thaler  
 2002 Milt Bowen  
 Matt Edwards  
 Justin Smith  
 Jason Branch  
 2003 Frank Smith  
 Terrell Jones  
 2004 Alphonso Hodge  
 Michael Larkin  
 Matt Pusateri  
 Dave Rehker  
 2005 John Busing

John Glavin  
 Todd Londot  
 Martin Nance  
 2006 Joey Card  
 Ryne Robinson  
 2007 Mike Kokal  
 Brandon Murphy  
 Joey Hudson  
 Steve Meister  
 2008 Joey Hudson  
 Dave DiFranco  
 Robbie Wilson  
 2009 Jordan Gafford  
 Dustin Woods  
 2010 Austin Brown  
 Zac Dysert  
 Jordan Gafford  
 Bob Gulley  
 2011 Zac Dysert  
 Anthony Kokal  
 2012 Zac Dysert  
 Austin Brown  
 Andy Cruse  
 Jaytee Swanson  
 2013 Austin Boucher  
 Austin Brown  
 Wes Williams  
 Steve Marck  
 2014 None  
 2015 None  
 2016 None  
 2017 None  
 2018 None  
 2019 None  
 2020 None  
 2021 None  
 2022 None

## Miami In The Pros

Following is a list of Miami players to play in the NFL or a similar league that preceded the NFL. A player must have played in at least one game with a respective team to be listed. Special thanks to DatabaseFootball.com for assistance in compiling the list.

Armour, JoJuan	1999-2002 Cincinnati Bengals	Hall, Alvin	1981-85, 1987 Detroit Lions	Schillinger, Andy	Cleveland Rams 1988 Phoenix Cardinals
Arthur, Gary	1970-71 New York Jets	Hauser, Earl	1920-21 Dayton Triangles, Cincinnati Celts	Scott, George	1959 N.Y. Giants
Babich, Bob	1970-78 San Diego Chargers, Cleveland Browns	Hippenhammer, Mac	2022 Cincinnati Bengals	Shoultz, Paul	1949 N.Y. Bulldogs
Becker, Nate	2018-22 Buffalo Bills	Hunter, Darrell	2006 Arizona Cardinals	Shupp, Walt	1921 Cincinnati Celts
Beekley, Ferris	1921 Cincinnati Celts	Jencks, Bob	1963-65 Chicago Bears, Washington Redskins	Smith, Bob	1968 Houston Oilers
Bell, Jacob	2004-2011 Tennessee Titans, St. Louis Rams	Jones, Tom	1955 Cleveland Browns	Smith, Ken	1987 Cincinnati Bengals
Beverly, Eric	1997-2006 Detroit Lions, Atlanta Falcons	Joseph, Red	1927, 1930 Dayton Triangles, Portsmouth Spartans	Smith, Sherman	1976-83 San Diego Chargers, Seattle Seahawks
Brooks, Brandon	2012-21 Houston Texans, Philadelphia Eagles	Joseph, Zern	1925-27 Dayton Triangles	Springs, Kirk	1981-85 N.Y. Jets
Brown, Austin	2014 Houston Texans	Kellerman, Ernie	1966-73 Cleveland Browns, Cincinnati Bengals, Buffalo Bills	Steele, Red	1921 Canton Bulldogs
Brown, Dave	1987 Philadelphia Eagles	Lingrel, Chim	1923 Oorang Indians	Stegall, Milt	1992-94 Cincinnati Bengals
Buchanan, Steve	1929 Dayton Triangles	Munns, George	1921 Oorang Indians	Sulfsted, Alex	2002 Washington Redskins
Busing, John	2006-2010 Cincinnati Bengals, Houston Texans, NY Giants	Nance, Martin	2006 Minnesota Vikings	Swarn, George	1987 Cleveland Browns
Carpenter, Rob	1977-85 Houston Oilers, N.Y. Giants	Nande, Terna	2006 Tennessee Titans	Tevis, Lee	1947-48 Brooklyn Dodgers
Carpenter, Ron	1993-99 Minnesota Vikings, Cincinnati Bengals, N.Y. Jets, St. Louis Rams	Nomina, Tom	1963-68 Denver Broncos, Miami Dolphins	Triplet, Bill	1962-72 St. Louis Cardinals, N.Y. Giants, Detroit Lions
Caylor, Lowell	1964 Cleveland Browns	O'Connell, Jake	2009-13 Kansas City Chiefs, Denver Broncos	Watson, Mike	1977 New Orleans Saints
Chorovich, Dick	1955-60 Baltimore Colts, Los Angeles Chargers	Orth, Henry	1921 Cincinnati Celts	<b>Sterling Weatherford</b>	<b>2021-PR Chicago Bears</b>
Cohen, Dustin	1970-78 St. Louis Rams	Parseghian, Ara	1948-49 Cleveland Browns	Weaver, John	1949 N.Y. Bulldogs
Doug Costin	2020 Jacksonville Jaguars	Philpott, Ed	1967-71 Boston/New England Patriots	White, Sheldon	1988-93 N.Y. Giants, Detroit Lions, Cincinnati Bengals
Cousino, Brad	1975-77 Cincinnati Bengals, New York Giants, Pittsburgh Steelers	Pillman, Brian	1984 Cincinnati Bengals	Wismann, Pete	1949-52 San Francisco 49ers
Crabtree, Tom	2009-14 Kansas City Chiefs, Green Bay Packers, Tampa Bay Buccaneers	Prentice, Travis	2000-01 Cleveland Browns, Minnesota Vikings	Wolf, Dick	1923-25, 1927 Cleveland Indians/Bulldogs/Panthers
Crawford, Ken	1920-25 Akron Pros, Cincinnati Celts, Dayton Triangles, Hammond Pros	Pyles, Dave	1987 Los Angeles Raiders	Work, Joe	1949 Cleveland Indians/Bulldogs
Dimitroff, Tom	1960 Boston Patriots	Reiter, Herb	1926-27 Dayton Triangles	Yoho, Mack	1960-63 Buffalo Bills
Dysert, Zac	2013-17 Denver Broncos, Miami Dolphins	<b>Dominique Robinson</b>	<b>2021-PR Chicago Bears</b>		
Early, Guy	1920-21 Dayton Triangles, Cincinnati Celts	Ryne Robinson	2007-08 Carolina Panthers		
Emerick, Bob	1934, 1937 Detroit Lions, Cleveland Rams	Roethlisberger, Ben	2004-21 Pittsburgh Steelers		
Fitzhugh, Steve	1987 Denver Broncos	Rollins, Quinten	2014-17 Green Bay Packers		
Ganesberg, Al	1926 Louisville Colonels	Root, Jim	1953, 1956 Chicago Cardinals		
Gaylor, Trevor	2000-02 San Diego Chargers, Atlanta Falcons	Rush, Clive	1953 Green Bay Packers		
		Sauer, Eddie	1920-26 Dayton Triangles, Canton Bulldogs, Akron Pros, Pottsville Maroons		
		Savatsky, Ollie	1937		



## Miami In The NFL Draft

YEAR	RD.	PICK	PLAYER	NAME	TEAM	POSITION	NFL FREE AGENT SIGNEES SINCE 2004
2022	5	31	174	Dominique Robinson	Bears	DL	<b>2004</b> Phil Smith..... Baltimore Ravens
2021	5	17	161	Tommy Doyle	Bills	OL	Matt Brandt..... Detroit Lions
2020	7	34	274	Sam Sloman	Rams	K	Ben Herrell..... Carolina Panthers
2015	2	30	62	Quinten Rollins	Packers	DB	Cal Murray..... San Diego Chargers
2013	7	28	234	Zac Dysert	Broncos	QB	<b>2005</b> Larry Burt..... Cleveland Browns
2012	3	13	76	Brandon Brooks	Texans	OG	Matt Pusateri..... Cleveland Browns
2009	7	28	237	Jake O'Connell	Chiefs	TE	<b>2006</b> Josh Betts..... Indianapolis Colts
2007	4	19	118	Ryne Robinson	Panthers	WR	Nate Bunce..... Chicago Bears
2006	5	4	137	Terna Nande	Titans	LB	John Busing..... Cincinnati Bengals
2005	5	11	147	Alphonso Hodge	Chiefs	CB	Darrell Hunter..... Arizona Cardinals
2004	1	11	11	Ben Roethlisberger	Steelers	QB	Todd Londo..... New York Giants
	5	6	138	Jacob Bell	Titans	G	Martin Nance..... Buffalo Bills
2001	6	13	176	Alex Sulfsted	Chiefs	G	<b>2008</b> Jerrid Gaines..... Cincinnati Bengals
2000	3	1	63	Travis Prentice	Browns	RB	<b>2009</b> Tom Crabtree..... Kansas City Chiefs
	4	17	111	Trevor Gaylor	Chargers	WR	<b>2010</b> Jake Richardson..... Cincinnati Bengals
1999	5	22	155	Paris Johnson	Cardinals	DB	<b>2011</b> Armand Robinson..... Pittsburgh Steelers
	7	18	224	JoJuan Armour	Raiders	LB	Brandon Stephens..... Detroit Lions
1998	7	33	222	Damian Vaughn	Bengals	TE	<b>2012</b> Chris Givens..... New Orleans Saints
1988	3	7	62	Sheldon White	Giants	DB	<b>2013</b> Andy Cruse..... Houston Texans
	10	11	260	Andy Schillinger	Cardinals	WR	<b>2014</b> Austin Brown..... Houston Texans
1987	5	6	118	George Swarn	Cardinals	RB	<b>2015</b> Bryson Albright..... Buffalo Bills
1980	10	22	271	Doug Lantz	Dolphins	C	<b>2016</b> Collin Buchanan..... New Orleans Saints
1979	12	24	327	Larry Fortner	Dolphins	QB	JT Jones..... Atlanta Falcons
1977	3	15	71	Mike Watson	Dolphins	T	Austin Gearing..... Kansas City Chiefs
	3	28	84	Rob Carpenter	Oilers	RB	<b>2017</b> Ryan Smith..... Green Bay Packers
1976	2	30	58	Sherman Smith	Seahawks	RB	Heath Harding..... Atlanta Falcons
	7	10	192	Carmen Rome	Bengals	DB	<b>2018</b> Nate Becker..... Detroit Lions
	13	24	371	Randy Walker	Bengals	RB	Kenny Young..... Baltimore Ravens
1975	7	6	162	Mike Biehle	Oilers	T	James Gardner..... Buffalo Bills
1973	13	26	338	Joe Booker	Dolphins	RB	<b>2020</b> Doug Costin..... Jacksonville Jaguars
1971	14	5	343	Dick Adams	Oilers	DB	<b>2022</b> Sterling Weatherford..... Indianapolis Colts
1970	5	20	124	Gary Arthus	Jets	TE	<b>2023</b> Mac Hippenhammer..... Cincinnati Bengals
	10	20	254	Cleve Dickerson	Jets	RB	
1969	1	18	18	Bob Babich	Chargers	LB	
	15	9	373	Errol Kahoun	Broncos	G	
1968	16	—	430	Bob Smith	Oilers	DB	
1967	4	21	101	Ed Philpott	Patriots	DE	
	7	9	168	Bruce Matte	Redskins	QB	
	13	15	330	John Erisman	Rams	WR	
1963	2	—	25	Bob Jencks	Bears	E	

## Other Professional Players

### ARENA LEAGUE

Bath, Mike.....	2002
.....	Charleston (arena2)
Carpenter, Ron.....	1998-2004
.....	Detroit, New York, Georgia (AFL)
Cravens, Matt.....	1998
.....	Albany (AFL)
Marlatt, Andrew.....	1990-92
.....	Washington, Columbus (AFL)
Michelson, Jason.....	1994
.....	Cleveland (AFL)
Raudabaugh, Daniel.....	2010-present
.....	Dallas Vigilantes, Philadelphia Soul
Robinson, Armand.....	2012
.....	Kansas City Command
Williams, Ralph.....	1992
.....	Cincinnati (AFL)

### CANADIAN FOOTBALL LEAGUE

Armour, JoJuan.....	2006-09
.....	Hamilton, Calgary, British Columbia

King, Ty.....	1997
.....	British Columbia
McCullough, Deland.....	1998-02
.....	Winnipeg
Stegall, Milt*.....	1996-08
.....	Winnipeg
Wauford, Jon.....	1993-95
.....	Ottawa, Las Vegas
Trevor Gaylor.....	2004-07
.....	Edmonton
*2002 CFL Outstanding Player	

### NATIONAL INDOOR FOOTBALL LEAGUE

Larkin, Michael.....	2006-07
.....	Cincinnati

### WORLD LEAGUE/NFL EUROP

Armour, JoJuan.....	2001
---------------------	------

.....	Barcelona
Carpenter, Ron.....	1995, 1997
.....	Amsterdam, Rhine
Herrell, Ben.....	2005-06
.....	Amsterdam
Murray, Cal.....	2005-06
.....	Berlin
Derek Rehage.....	2006-07
.....	Rhein

### XFL

Doug Costin.....	2022
.....	Arlington
Sam Sloman.....	2022
.....	Las Vegas
Nate Becker.....	2022
.....	Arlington
Josh Allen.....	2022
.....	DC