

# 2023 LOUISVILLE FOOTBALL

*Media Guide*





# RETURNING

## STARTERS

*M.I.*  
**GRIFFIN**

*Dezmond*  
**TELL**

*Jarvis*  
**BROWNLEE**

*Ben*  
**PERRY**

*Josh*  
**MINKINS**

*Bryan*  
**HUDSON**

*Renato*  
**BROWN**

*Michael*  
**GONZALEZ**

**LOUISVILLE**





- **Media**
  - Table of Contents..... 1
  - Quick Facts..... 2
  - Media Information..... 3
- **2023 Team Preview**
  - Team Breakdown..... 6
  - Rosters..... 7
  - At a Glance..... 9
  - Cardinals By State..... 10
  - Cardinals By Position..... 11
  - Season Outlook..... 12
- **Recruiting Section**
  - L&N Stadium..... 18
  - L&N Stadium Records..... 20
  - Heisman Trophy..... 22
  - National Attention..... 23
  - All-Americans..... 25
  - Pipeline to the Pros..... 26
  - Cardinal Gameday..... 28
  - Strength and Conditioning..... 30
  - Bowl Tradition..... 32
  - Facilities..... 34
  - Academics..... 36
  - First Rounders..... 38
  - University of Louisville..... 39
  - City of Louisville..... 40
  - Opponent Information..... 41
  - All-Time Series Records..... 44
  - ACC Composite Schedule..... 45
  - Louisville versus FBS Conferences..... 46
  - All-Time Series Scores..... 47
- **2023 Team Information**
  - Returning Statistical Leaders..... 52
  - Player Bios..... 53
- **Coaching Staff**
  - Head Coach Jeff Brohm..... 95
  - Brian Brohm..... 99
  - Ron English..... 100
  - Mark Hagen..... 101
  - Chris Barclay..... 102
  - Steve Ellis..... 103
  - Mark Ivey..... 104
  - Karl Maslowski..... 105
  - Garrick McGee..... 106
  - Richard Owens..... 107
  - Ryan Wallace..... 108
  - Support Staff..... 109
- **2022 Season In Review**
  - Game Recaps..... 113
  - Team Statistics..... 118
  - Defensive Statistics..... 120
  - Individual Game-By-Game Statistics..... 121
  - Individual Game-By-Game Tackles..... 122
  - Individual Game-By-Game TFL..... 123
  - Team Game-By-Game/Starters..... 124
  - Miscellaneous Statistics..... 125
  - Scoring Drives..... 126

- Scoring Drives..... 127
- Superlatives..... 128
- Turnover Chart..... 129
- Last Time..... 130
- Games Played/Started..... 133
- Participation..... 134
- ACC in Review..... 135
- **Honors**
  - Honored Jerseys..... 137
  - Letterwinners..... 141
  - First Team All-Americans..... 148
  - All-Americans..... 149
  - All-Conference..... 152
  - Academic All-Conference..... 154
  - All-Star Games..... 155
  - National Awards..... 156
- **Professional**
  - NFL Draft..... 158
  - Cards in the NFL..... 159
- **Record Book**
  - Year-by-Year Offensive Statistics..... 164
  - Year-by-Year Defensive Statistics..... 165
  - Annual Team Statistics..... 166
  - Individual Records..... 168
  - Single-Game Records..... 170
  - Team Records..... 172
  - Opponent Records..... 174
  - 500-Yard Games of Total Offense..... 176
  - Longest Plays..... 177
  - Miscellaneous Records..... 178
  - Versus Ranked Opponent..... 180
  - Record Book..... 182
  - Touchdown Returns..... 209
  - Freshman Records..... 210
  - NCAA Statistical Champions..... 212
  - ACC Statistical Champions..... 213
  - ACC Records..... 214
  - Attendance Records..... 215
  - Overall Coaching Records..... 216

- Year-By-Year Records..... 217
- All-Time Assistant Coaches..... 219
- Cards in the Polls..... 220
- All-Time Scores..... 221
- All-Time Starting Lineups..... 229
- All-Time Bowl History..... 231
- Bowl Recaps..... 232

- **University**
  - Dr. Kim Schatzel..... 241
  - Board of Trustees/ULAA Board..... 242
  - Director of Athletics Josh Heird..... 243
  - Athletic Administration..... 244



■ **Credits**  
**Editor:** Rocco Gasparro  
**Writing, Research & Editing Assistance:**  
 Kathy Tronzo, Kennedy Knisley,  
 Stephen Williams, Kelly Dickey, Kenny Klein,  
 Zach Greenwell, Lori Harmon, Matt Paras,  
 Nancy Worley  
**Covers:** Louisville Creative Services  
**Louisville Photographers:** Taris Smith,  
 Adam Creech  
**Other Photography:** A special thanks to  
 USA Today Sports, Associated Press,  
 NFL Media Relations Departments



MEDIA  
 PREVIEW  
 TEAM  
 COACHES  
 REVIEW  
 HONORS  
 PROS  
 RECORDS  
 UOFL





# Quick Facts

MEDIA

PREVIEW

TEAM

COACHES

REVIEW

HONORS

PROS

RECORDS

UOFL

## Coaching Staff and Support Staff

**Head Coach:** Jeff Brohm  
**Alma Mater:** Louisville  
**Louisville Record:** 0-0  
**Career Record:** 66-44 (10th season)

### Assistant Coaches

- Brian Brohm, Offensive Coordinator/QB
- Ron English, Co-Def. Coordinator/Secondary
- Mark Hagen, Co-Def. Coordinator/DL
- Chris Barclay, Running Backs
- Steve Ellis, Cornerbacks
- Mark Ivey, Linebackers
- Karl Maslowski, Special Teams/Asst. LB
- Garrick McGee, Wide Receivers
- Richard Owens, Offensive Line
- Ryan Wallace, Tight Ends
- Greg Brohm, Chief of Staff
- Domenic Reno, Strength and Conditioning
- Brison Manor, Assistant Strength Coach
- Geoff Stanford, Assistant Strength Coach
- Pete Nohta, Director of Recruiting
- John Herron, Recruiting Coordinator
- Trent Mossbrucker, Recruiting Coordinator
- Robyn Mattingly, Operations Coordinator
- Deion Branch, Player Development
- Jontavious Morris, Recruiting Coordinator
- Dale Williams, Senior Quality Control
- Chip Long, Quality Control Specialist
- Adam Mueller, Quality Control Specialist
- Brian Reader, Quality Control Specialist
- Mark Sander, Quality Control Specialist
- Brandon Sharp, Quality Control Specialist
- Denise Murphy, Administrative Associate
- Vicky Nugent, Financial Coordinator
- Clarence Yancey, Assistant Strength Coach
- Anna Williams, Operations Coordinator



### General Information

**Location:** Louisville, Ky.  
**Founded:** 1798  
**Enrollment:** 23,000  
**Football Stadium:** L&N Stadium  
**Capacity:** 60,800  
**Surface:** FieldTurf  
**Nickname:** Cardinals  
**Colors:** Red and Black  
**Conference:** Atlantic Coast Conference  
**President:** Dr. Kim Schatzel  
**Athletic Director:** Josh Heird  
**Faculty Representative:** Krista Wallace-Boaz  
**Website:** GoCards.com  
**Twitter:** @UofLFootball  
**Instagram:** @UofLFootball  
**Facebook:** Facebook.com/UofLFootball  
**2022 Record:** 8-5  
**ACC Record:** 4-4

## 2023 Louisville Football Schedule

Day	Date	Opponent
Friday	Sept. 1	vs. Georgia Tech* (Atlanta, Ga.)
Thursday	Sept. 7	MURRAY STATE
Saturday	Sept. 16	vs. Indiana (Indianapolis, Ind.)
Saturday	Sept. 23	BOSTON COLLEGE*
Friday	Sept. 29	at NC State*
Saturday	Oct. 7	NOTRE DAME
Saturday	Oct. 14	at Pitt*
Saturday	Oct. 21	OPEN
Saturday	Oct. 28	DUKE*
Saturday	Nov. 4	VIRGINIA TECH*
Thursday	Nov. 9	VIRGINIA*
Saturday	Nov. 18	at Miami*
Saturday	Nov. 25	KENTUCKY
Saturday	Dec. 2	ACC Football Championship Game (Charlotte, N.C.)

\* denotes ACC Game

## 2022 Louisville Football Results (8-5, 4-4 ACC)

Date	Opponent	TV	Result
Sept. 3	at Syracuse*	ACC Network	L, 7-31
Sept. 9	at UCF	ESPN	W, 20-14
Sept. 16	Florida State*	ESPN	L, 31-35
Sept. 24	USF	RSN	W, 41-3
Oct. 1	at Boston College*	ACC Network	L, 33-34
Oct. 8	at Virginia*	ACC Network	W, 34-17
Oct. 22	Pitt*	ACC Network	W, 24-10
Oct. 29	#10 Wake Forest*	ACC Network	W, 48-21
Nov. 5	James Madison	ESPNU	W, 34-10
Nov. 12	at #12 Clemson*	ESPN	L, 16-31
Nov. 19	NC State*	ACC Network	W, 25-10
Nov. 26	at Kentucky	SEC Network	L, 13-26
Dec. 17	vs. Cincinnati	ESPN	W, 24-7

### Strategic Communications

**Football Contact:** Rocco Gasparro  
**Phone:** 502-852-0102  
**Email:** Rocco@GoCards.com  
**Cell:** 502-262-2258  
**Fax:** 502-852-7401  
**Secondary Contact:** Stephen Williams  
**Email:** Stephen@Gocards.com

### Cardinals Briefly in 2022

**Overall Record:** 8-5  
**ACC Record:** 4-4  
**Home:** 5-1; **Away:** 3-4; **Neutral:** 1-0

### Offense (National Rank)

**Yards Rushing/Game:** 201.0 - 23rd  
**Yards Rushing/Att.:** 39.9 - 31st  
**Passing Yards/Game:** 205.5 - 98th  
**Passing Comp./Att./Yards:** 218/368/2672  
**Total Net Yards/Game:** 406.5 - 48th  
**Total Net Yards/Att.:** 6.0 - 43rd  
**Points/Game:** 26.9 - 73rd  
**Turnover Margin/Game:** 0.54 - 23rd  
**Third-Down Conversions:** 37.9 - 81st

### Defense (National Rank)

**Yards Rushing/Game:** 134.0 - 39th  
**Passing Yards/Game:** 197.0 - 22nd  
**Total Net Yards/Game:** 331.0 - 23rd

**Total Net Yards/Attempt:** 5.1 - 29th  
**Points/Game:** 19.2 - 11th  
**Pass Efficiency Defense:** 124.93 - 40th  
**Third-Down Conversions:** 33.3 - 20th

## 2022 ACC Standings

### Atlantic Division

Team	ACC	Overall
Clemson	8-0	11-3
Florida State	5-3	10-3
NC State	4-4	9-4
Louisville	4-4	8-5
Syracuse	4-4	7-6
Wake Forest	3-5	8-5
Boston College	2-6	3-9

### Coastal Division

Team	ACC	Overall
North Carolina	6-2	9-5
Duke	5-3	9-4
Pitt	5-3	9-4
Georgia Tech	4-4	5-7
Miami	3-5	5-7
Virginia	1-6	3-7
Virginia Tech	1-6	3-8

### ACC Championship Game

Clemson 39, North Carolina 10





The University of Louisville Strategic Communications Office is available to assist you with coverage of the UofL football program. The primary media contact for the Cardinals' football program is Rocco Gasparro and Stephen Williams is the secondary contact.

The Strategic Communications Office is located on the second level of the Swain Student Activity Center, which is located at 2100 South Floyd St. For information regarding credentials, interviews, statistics, press conferences, etc., please call the UofL Strategic Communications Office at 502-852-6581, or e-mail Gasparro at [rocco.gasparro@louisville.edu](mailto:rocco.gasparro@louisville.edu).

To assist in your coverage throughout the year, please read the media information on this page. Briefly, all interviews must be arranged through the Strategic Communications Office at least one day in advance and all student-athletes, coaches and support staff will not take part in an interview unless scheduled by the UofL Strategic Communications.

### Interviews

Interviews with all Louisville student-athletes and coaches MUST be arranged through the Strategic Communications Office. Contact Rocco Gasparro, Football SID, via email at [rocco.gasparro@louisville.edu](mailto:rocco.gasparro@louisville.edu) or by calling 502-852-0102. Please give as much advance notice as possible when requesting interviews.

Selected players are available for media interviews following practice on Tuesdays and Wednesdays. Locker rooms and the football complex are off limits to members of the media.

Personal phone numbers will not be distributed to the media and student-athletes should not be contacted directly by phone, email or social media to arrange interviews or to answer questions.

### Head Coach Jeff Brohm

Head Coach Jeff Brohm will conduct a weekly press conference on most Mondays during the season.



The news conferences will be conducted in the Team Defensive Meeting Room, located in the Howard Schnellenberger Football Complex at L&N Stadium.

The weekly news conferences will begin on Monday, Aug. 28 and continue on Mondays thereafter. News conferences conclude on Nov. 20. News conferences aren't scheduled during Louisville's bye weeks.

The news conference schedule is generally as follows:

- Coach Brohm from noon to 12:30 p.m.
- News conferences are live streamed on the

Internet. A link is available each week on [GoCards.com/watch](http://GoCards.com/watch).

■ Quotes from the news conference will be posted on [GoCards.com](http://GoCards.com) on Monday afternoon.

### theACC.Com/Media

The Atlantic Coast Conference's official website, [theACC.com](http://theACC.com), is the most complete source for ACC football information. [theACC.com/media](http://theACC.com/media) is also the site for transcripts of the league's football coaches teleconference every Wednesday afternoon during the season. The media section is dedicated to the specific needs of media mem-

## University of Louisville Strategic Communications



**Zach Greenwell**  
Associate Athletic  
Director for Media  
Relations and Strategic  
Communications



**Rocco Gasparro**  
Director of Media  
Relations  
Football /Men's Golf/  
Lacrosse



**Nancy Worley**  
Associate SID  
Volleyball/Women's  
Tennis/Swimming and  
Diving/Rowing



**Lori Korte Harmon**  
Assistant SID  
Men's Tennis/Field  
Hockey/Softball/Cross  
Country/Track and Field



**Stephen Williams**  
Assistant SID  
Baseball/M Soccer/  
Website/Football  
(secondary)



**Matt Paras**  
Assistant SID  
Women's Basketball/  
Women's Soccer



**Kathy Tronzo**  
Administrative  
Assistant

MEDIA

PREVIEW

TEAM

COACHES

REVIEW

HONORS

PROS

RECORDS

UOFL





# Media Information

MEDIA

PREVIEW

TEAM

COACHES

REVIEW

HONORS

PROS

RECORDS

UOFL

bers and includes downloads of ACC and school logos, as well as headshots of players and coaches from select sports. An individual account is required to access the site. Go to the ACC.com/media to register.

## Collegepressbox.com

Collegepressbox.com is the official website for ACC football. Access and download weekly game notes, quotes, statistics, media guides for the conference and each of its 14 members throughout the season. Login information will be distributed to accredited media or you can apply for a password by sending an e-mail to password@collegepressbox.com.

## Credentials & Scouting Passes

Credentials for Louisville home games are issued to working media only and should be requested as early as possible.

Season credential privileges may be granted to daily newspapers, magazines, radio stations and television stations that cover the Louisville football program on a regular basis – i.e., weekly news conferences and all home games. Credentials are granted at the discretion of Louisville Athletics and additional requests and affiliations are considered on an individual basis.

Due to space constraints, credentials will be limited to working media only. If media credentials are not picked up in advance, they will be available for pickup at the West Ticket Booth located outside Gate 7 of L&N Stadium. Media should enter through Gate 8 to gain access to elevators for the press box. No credentials will be mailed. Please direct all requests to: Stephen Williams (s.williams@louisville.edu), Assistant Sports Information Director, University of Louisville, Louisville, Ky. 40208.

Media members wishing to cover UofL on the road are encouraged to contact Rocco Gasparro (rocco.gasparro@louisville.edu) at least two weeks prior to the contest to secure credentials.

Requests for season passes should be submitted no later than July 31. Requests for single games should be made as far in advance as possible.

NFL scouts can receive credentials and access to the pressbox. The written (or e-mail) request must be made at least one week in advance to Stephen Williams (s.williams@louisville.edu). Seats are assigned on a space available basis, and access to the field during team warm-ups is permitted.

## Photographers

All photographers must wear a sideline pass and a vest to be allowed on the playing field. NCAA rules limit shooting to outside the restraining line around the field and outside designated team areas (between the 30-yard lines).

Vests can be acquired before the game, on the field or in the press box during the game.

## Press Box Services

Packets with pre-game information will be distributed prior to kickoff. Play-by-play, complete halftime and final statistics, coaches and player quote sheets are all regular services on game day. A fax service is also provided upon request. Monitors with updated statistics are available throughout the press level and in booths for electronic media. In addition, television monitors are also part of the fixtures in both home and visiting radio booths.

## Press Box

There are three levels to the L&N Stadium Press Box: (3-4) Suites; (5) Press Level, AD Suites, President's Suite, Photo Deck, Visiting and Home Coaches Booth, Visiting and Home Radio Booths, Replay Booth, Television Booth.

## Postgame Policy

Post-game interviews at L&N Stadium are held in the meeting rooms of the football complex. The meeting room entrance is located to the right of the walkway leading the teams to the field.

After meeting with the team, head coach Jeff Brohm will be brought into the Team Defensive Meeting Room. Additional players upon request will also be brought into the team meeting room.

The visiting coach and players are available in a room outside their locker room. Please check with the visiting SID for more details.

Typed post-game quotes from both head coaches and players will be available in the press box following the game.

For both home and away games, the Louisville locker and training rooms are closed to the media. Football SID Rocco Gasparro will survey the media in the fourth quarter for player requests.

## Media Will Call

Approved media or photo credentials can be obtained at the Media Will Call Booth at Gate 7 of L&N Stadium. Media Will Call opens approximately two hours prior to kickoff and will close about 30 minutes after kickoff.

## Wireless Internet

L&N Stadium press box offers free wireless internet service to media members. Instructions will be provided to the media on game day. For further questions, contact the UofL Sports Information staff on the upper level of the press box.

## Press Parking

Press parking is limited and will be provided on a first-come, first-served basis as available. Contact the Louisville Strategic Communications regarding details and directions to the press parking areas.

## Radio

All University of Louisville football games will be broadcast live on the Cardinal Football Network developed by Learfield Sports Marketing. UofL and Learfield's Louisville Sports Properties, the multimedia rightsholder, inked a new deal with Louisville First Radio Group to be the flagship for the Louisville Cardinals Radio Network.

Under the agreement, ESPN 93.9 FM 'The Ville' and WGTK 970 AM will carry all Cardinal sports programming. Paul Rogers will serve as the play-play voice for the 32nd year, while former Cardinal Craig Swabek serves as color analyst and Jody Demling returns as the sideline reporter.





2023 LOUISVILLE FOOTBALL



2023 **Preview**







# 2023 Team Breakdown

## Lettermen Information

### ■ LETTERWINNERS

Returning.....	31
Offense.....	11
Defense.....	17
Special Teams.....	3

Lost.....	22
Offense.....	11
Defense.....	9
Special Teams.....	2

### ■ STARTERS

Returning.....	15
Offense.....	6
Defense.....	6
Special Teams.....	3

Lost.....	7
Offense.....	6
Defense.....	3
Special Teams.....	0

### ■ LETTERWINNERS RETURNING

#### Offense (11)

<b>Offensive Line</b>	Renato Brown, Michael Gonzalez, Bryan Hudson
-----------------------	--

<b>Quarterback</b>	Brock Domann
--------------------	--------------

<b>Running Back</b>	Jawhar Jordan, Maurice Turner
---------------------	----------------------------------

<b>Tight End</b>	Josh Lifson, Duane Martin
------------------	------------------------------

<b>Wide Receiver</b>	Chris Bell, Elijah Downing, Ahmari Huggins-Bruce
----------------------	--

#### Defense (18)

<b>Defensive Line</b>	Jared Dawson, Selah Brown, Ashton Gillotte, Ramon Puryear, Mason Reiger, Dezmond Tell, Tawfiq Thomas,
-----------------------	---

<b>Linebacker</b>	Ben Perry, T.J. Quinn, Jack Reiger, Popeye Williams, Kam Wilson
-------------------	---

<b>Cornerback</b>	Jarvis Brownlee, Trey Franklin, Quincy Riley
-------------------	--

<b>Safeties</b>	M.J. Griffin, D'Angelo Hutchinson, Josh Minkins
-----------------	---

#### Special Teams (4)

<b>Holder</b>	Brady Hodges
---------------	--------------

<b>Punter</b>	Brady Hodges
---------------	--------------

<b>Long Snapper</b>	Shai Kochav
---------------------	-------------

<b>Kicker</b>	Brock Travelstead
---------------	-------------------

### ■ LETTERWINNERS LOST

#### Offense (11)

<b>Offensive Line</b>	Caleb Chandler, Adonis Boone, Trevor Reid
-----------------------	---

<b>Quarterback</b>	Malik Cunningham
--------------------	------------------

<b>Tight End</b>	Marshon Ford, Isaac Martin, Dez Melton, Francis Sherman
------------------	--

<b>Wide Receiver</b>	Jaelin Carter, Tyler Hudson, Braden Smith
----------------------	---

#### Defense (9)

<b>Defensive Line</b>	Yaya Diaby
-----------------------	------------

<b>Linebacker</b>	Yasir Abdullah, K.J. Cloyd
-------------------	-------------------------------

	Marvin Dallas, Monty Montgomery, Momo Sanogo
--	--

<b>Cornerback</b>	Kei'Trel Clark, Chandler Jones
-------------------	-----------------------------------

<b>Safeties</b>	Kenderick Duncan
-----------------	------------------

#### Specialists (2)

<b>Punter</b>	Mark Vassett
---------------	--------------

<b>Kicker</b>	James Turner
---------------	--------------



JAWHAR JORDAN

## Starters Information

### ■ STARTERS RETURNING

#### Offense (6)

<b>Offensive Line</b>	Renato Brown, Bryan Hudson
-----------------------	-------------------------------

<b>Quarterback</b>	Brock Domann
--------------------	--------------

<b>Running Back</b>	Jawhar Jordan
---------------------	---------------

<b>Tight End</b>	Duane Martin
------------------	--------------

<b>Wide Receiver</b>	Ahmari Huggins-Bruce
----------------------	----------------------

#### Defense (6)

<b>Defensive Line</b>	Ashton Gillotte, Dezmond Tell,
-----------------------	-----------------------------------

<b>Linebacker</b>	Ben Perry
-------------------	-----------

<b>Cornerback</b>	Jarvis Brownlee
-------------------	-----------------

<b>Safeties</b>	M.J. Griffin, Josh Minkins
-----------------	-------------------------------

#### Special Teams (3)

<b>Holder</b>	Brady Hodges
---------------	--------------

<b>Long Snapper</b>	Shai Kochav
---------------------	-------------

<b>Kicker</b>	Brock Travelstead
---------------	-------------------

### ■ STARTERS LOST

#### Offense (7)

<b>Offensive Line</b>	Caleb Chandler, Adonis Boone, Trevor Reid
-----------------------	---

<b>Quarterback</b>	Malik Cunningham
--------------------	------------------

<b>Tight End</b>	Marshon Ford, Francis Sherman
------------------	----------------------------------

<b>Wide Receiver</b>	Tyler Hudson, Braden Smith
----------------------	-------------------------------

#### Defense (6)

<b>Defensive Line</b>	Yaya Diaby
-----------------------	------------

<b>Linebacker</b>	Yasir Abdullah, Monty Montgomery, Momo Sanogo
-------------------	---

<b>Cornerback</b>	Kei'Trel Clark
-------------------	----------------

<b>Safeties</b>	Kenderick Duncan
-----------------	------------------

#### Specialists

<b>Kicker</b>	James Turner
---------------	--------------

### ■ OTHERS WITH STARTING EXPERIENCE

<b>Offense (3)</b>	Michael Gonzalez, Jawhar Jordan, Chris Bell
--------------------	---

<b>Defense (2)</b>	Ramon Puryear, Quincy Riley
--------------------	--------------------------------

MEDIA

PREVIEW

TEAM

COACHES

REVIEW

HONORS

PROS

RECORDS

UOFL

## 2023 Louisville Football Rosters



## Alphabetical Roster

#	Player	Pos	Ht	Wt	Cl	Hometown/H.S./Previous School
33	Agyen, Mario	RB	5-7	190	R-Jr.	Bronx, N.Y./Northern Highlands
24	Alderman, Jaylin	LB	6-1	230	R-So.	Valdosta, Ga./Valdosta
12	Allen, Brady	QB	6-5	215	R-Fr.	Fort Branch, Ind./Gibson Southern/Purdue
15	Bailey, Harrison	QB	6-5	225	Jr.	Marietta, Ga./Marietta/UNLV
0	Bell, Chris	WR	6-2	225	So.	Yazoo City, Miss./Greenville Christian
46	Bell, Darrian	LB	6-0	235	Jr.	Danville, Ky./Danville
71	Black, Joshua	OL	6-2	280	R-Jr.	Stone Mountain, Ga./Stephenson
22	Brown, Keith	LB	6-1	235	Jr.	Lebanon, Ore./Lebanon
22	Brown, Keyjuan	RB	5-9	205	Fr.	Atlanta, Ga./South Atlanta
56	Brown, Renato	OL	6-4	315	R-Jr.	West Palm Beach, Fla./Palm Beach Central
44	Brown, Selah	DL	6-2	285	R-Fr.	Louisville, Ky./Male
20	Brown, Victoine	DL	6-4	250	R-So.	Loganville, Ga./Grayson
2	Brownlee, Jr., Jarvis	DB	6-0	190	Jr.	Miami Gardens, Fla./Carol City
76	Burgess, Luke	OL	6-8	300	Fr.	New Palestine, Ind./New Palestine
7	Calloway, Jimmy	WR	6-0	190	R-So.	Morrow, Ga./Morrow
92	Carter, Micah	DL	6-5	265	Fr.	Louisville, Ky./St. Xavier
36	Cheirs, Destin	DB	6-2	185	Fr.	Madisonville, Ky./North Hopkins
36	Churchill, Jatavian	WR	5-10	185	Jr.	Springfield, Ky./Washington County
57	Clark, Jeff	DL	6-0	280	R-Jr.	Powder Springs, Ga./McEachern/ Georgia State
6	Clark, Stanquan	LB	6-2	225	Fr.	Miami, Fla./Miami Central
10	Clarkson, Pierce	QB	6-1	190	Fr.	Bellflower, Calif./St. John Bosco
52	Clements, Saadiq	DL	6-5	265	Fr.	Henderson, Ky./Henderson
3	Coleman, Kevin	WR	5-11	180	So.	St. Louis, Mo./St. Mary's /Jackson State
51	Collins, Austin	OL	6-3	290	R-So.	Perrysburg, Ohio/Perrysburg
6	Conley, Evan	QB	6-2	210	Sr.	Marietta, Ga./Kell
32	Craig, Ryheem	DL	6-3	235	R-So.	Taylorsville, N.C./Alexander Central
78	Crocker, Joe	OL	6-7	310	Fr.	Nashville, Tenn./Franklin Academy
93	Dawson, Jared	DL	6-2	305	R-So.	Collierville, Tenn./Collierville
19	Domann, Brock	QB	6-2	225	Sr.	Colorado Springs, Colo./Independence CC
86	Downing, Elijah	WR	6-5	200	R-So.	Louisville, Ky./Ballard
29	Duck, Storm	CB	6-1	200	R-Sr.	Boiling Springs, N.C./Boiling Springs/North Carolina
20	Edwards, Derrick	DB	5-11	180	R-So.	Miami, Fla./Palmetto
17	Egan, Travis	QB	6-2	200	Fr.	Louisville, Ky./Bullitt East
67	Flores, John Paul	OL	6-4	305	R-Sr.	Arlington, Texas/All Saints/Virginia
88	Fowles, William	WR	6-3	205	Fr.	Hialeah, Fla./Dade Christian
28	Franklin, Trey	DB	5-10	180	R-Jr.	Warner Robins, Ga./Iowa Western CC
18	Frierson, Gilbert	LB	6-1	215	R-Sr.	Coconut Grove, Fla./Coral Gables/Miami
84	Gatewood, Joey	TE	6-3	230	R-Sr.	Jacksonville, Fla./Bartram/UCF
9	Gillotte, Ashton	DL	6-3	270	Jr.	Boca Raton, Fla./Boca Raton
66	Glover-Tyson, James	DL	6-5	360	Fr.	Louisville, Ky./DeSales
68	Gonzalez, Michael	OL	6-4	305	Jr.	Indian Trail, N.C./Sun Valley
98	Green, Adonijah	DL	6-6	225	Fr.	Ellenwood, Ga./Cedar Grove
26	Griffin, M.J.	DB	6-1	210	R-Jr.	Ypsilanti, Mich./Temple
19	Groves-Killebrew, Marquis	DB	6-0	180	R-Fr.	Kennesaw, Ga./North Cobb
23	Guerendo, Isaac	RB	6-1	225	R-Jr.	Clayton, Ind./Avon/Wisconsin
79	Gueye, Makhete	OL	6-7	300	R-Fr.	Bradenton, Fla./Venice Senior
17	Hamilton, Jackson	LB	6-0	220	R-So.	Woodstock, Ga./Blessed Trinity Catholic
37	Hamilton, Jeremy	DB	6-1	190	R-Fr.	Georgetown, Ky./Scott County
14	Herron, Stephen	DL	6-4	240	R-Sr.	Louisville, Ky./Trinity
81	Hicks, Cataurus	WR	5-10	170	Fr.	Miami, Fla./Miami Central
93	Hodges, Brady	P	6-1	200	Jr.	Knoxville, Tenn./Farragut
83	Houston, Allan	WR	6-1	190	R-Sr.	Greenwich, Conn./Rye Country Day/ Brown
61	Hudson, Bryan	OL	6-4	305	Sr.	Georgetown, Ky./Scott County /Virginia Tech
9	Huggins-Bruce, Ahmari	WR	5-11	170	Jr.	Dillon, S.C./Dillon
94	Hussung, Cole	K	5-10	190	So.	Floyds Knobs, Ind./Floyd Central
21	Hutchinson, D'Angelo	DB	6-3	195	So.	St. Petersburg, Fla./Northeast
11	Johnson, Jamari	TE	6-5	260	Fr.	Inglewood, Calif./Inglewood

## Numerical Roster

No.	Name	Pos.
0	Chris Bell	WR
1	Jamari Thrash	WR
2	Jarvis Brownlee	DB
3	Quincy Riley	DB
4	Aaron Williams	DB
5	Josh Minkins	DB
6	Evan Conley	QB
6	Stanquan Clark	LB
7	Jimmy Calloway	WR
9	Ahmari Huggins-Bruce	WR
9	Ashton Gillotte	DL
10	Ben Perry	DB
10	Pierce Clarkson	QB
11	Jamari Johnson	TE
11	Cam'Ron Kelly	DB
12	Brady Allen	QB
12	Popeye Williams	DL
13	Jack Plummer	QB
14	Sam Vaulton	QB
14	Stephon Herron	DL
15	Kameron Wilson	DL
15	Harrison Bailey	QB
17	Jackson Hamilton	LB
17	Travis Egan	QB
18	Sam Young	QB
18	Gilbert Frierson	LB
18	Jadon Thompson	WR
19	Brock Domann	QB
19	Marquis Groves-Killebrew	DB
20	Victoine Brown	DL
20	Maurice Turner	RB
21	D'Angelo Hutchinson	DB
22	Keith Brown	LB
22	Keyjuan Brown	RB
23	Isaac Guerendo	RB
24	Jaylin Alderman	LB
25	Jawhar Jordan	RB
26	M.J. Griffin	DB
27	Devin Neal	DB
28	Trey Franklin	DB
29	Storm Duck	DB
29	Nathan Salz	WR
29	Jeremy Hamilton	DB
30	Derrick Edwards	DB
31	Marcus Washington	DB
32	Ryheem Craig	DL
33	Mario Agyen	RB
33	Jadon Minkins	DB
34	TJ Quinn	LB
35	Antonio Watts	DB
36	Destin Cheirs	DB
36	Jatavian Churchill	WR
37	Jeremy Hamilton	DB
38	Kevin Longstreet	DB
39	Daniel Martens	DB
39	Carter Schwartz	P
40	Brock Travelstead	K

MEDIA

PREVIEW

TEAM

COACHES

REVIEW

HONORS

PROS

RECORDS

UOFL





## 2023 Louisville Football Rosters

## Alphabetical Roster

25	Jordan, Jawhar	RB	5-10	180	R-Jr.	Chandler, Ariz./Hamilton/Syracuse
98	Keller, Nick	K	6-1	185	R-Fr.	Hebron, Ky./Conner
11	Kelly, Cam'Ron	DB	6-2	210	R-Sr.	Chesapeake, Va./Oscar Smith/North Carolina
47	King, Jaedon	DB	6-0	175	Fr.	Columbus, Ind./Carmel
48	Kochav, Shai	LS	6-3	240	R-So.	Miami, Fla./TRU Prep
85	Kurisky, Nate	TE	6-3	230	R-Fr.	Washington, D.C./Gonzaga
42	Lifson, Josh	TE	6-3	235	R-Sr.	Louisville, Ky./Kentucky Country Day
90	Lole, Jermaine	DL	6-3	320	R-Sr.	Long Beach, Calif./Long Beach Poly/Arizona State
38	Longstreet, Kevin	DB	5-10	170	Fr.	Inglewood, Calif./Inglewood
77	Lumia, Vincent	OL	6-3	290	Sr.	Riviera Beach, Fla./Suncoast/Duquesne
39	Martens, Daniel	DB	5-11	185	So.	Franklin, Wisc./Franklin
45	Martin, Duane	TE	6-2	260	Jr.	Laurens, S.C./Laurens District 55
82	McClain, Jahlil	WR	5-10	180	Fr.	Bellflower, Calif./St. John Bosco/Penn State
97	McGraw, Rodney	DL	6-6	260	So.	Chicago, Ill./Elkhart
74	Miller, Eric	OL	6-7	305	R-Sr.	Mason, Ohio/William Mason/Purdue
33	Minkins, Jaden	DB	5-11	165	Fr.	Louisville, Ky./Ballard
5	Minkins, Josh	DB	6-2	195	Jr.	Louisville, Ky./Ballard
30	Moorman, Kaden	RB	5-11	205	Fr.	Frankfort, Ky./Franklin County
27	Neal, Devin	DB	6-0	205	Jr.	Lexington, Ky./Douglass/Baylor
54	Panariello, Jaxon	LB	6-2	220	Fr.	Louisville, Ky./St. Xavier
10	Perry, Benjamin	DB	6-3	205	R-So.	Country Club Hills, Ill./Hillcrest
13	Plummer, Jack	QB	6-5	215	Sr.	Gilbert, Ariz./Gilbert
59	Powell, Mike	OL	6-2	285	R-Fr.	Louisville, Ky./DeSales
41	Puryear, Ramon	DL	6-3	260	R-Jr.	Louisville, Ky./Eastern
34	Quinn, TJ	LB	6-0	230	R-So.	Valdosta, Ga./Lowndes
89	Reale, Gage	TE	6-2	230	So.	Charlotte, N.C./Charlotte Christian
65	Reed, Izaiah	OL	6-5	295	R-Fr.	Jackson, Tenn./North Side
43	Reiger, Jack	LB	6-1	225	R-Sr.	Hoffman Estates, Ill./J.B. Conant
95	Reiger, Mason	DL	6-4	250	Jr.	Hoffman Estates, Ill./Conant
3	Riley, Quincy	DB	6-0	185	R-Jr.	Columbia, S.C./A.C. Flora/Middle Tennessee
53	Robinson, Lance	OL	6-4	295	Jr.	Camilla, Ga./Mitchell County/Houston
29	Salz, Nathan	WR	6-0	165	Fr.	Fulshear, Texas/Katy Jordan
73	Sanker, Madden	OL	6-4	310	Fr.	Douglasville, Ga./South Paulding
48	Saunders, Dakadrien	DB	5-10	185	So.	Eminence, Ky./Eminence
39	Schwartz, Carter	P	6-2	215	Fr.	Louisville, Ky./Trinity
60	Secrest, Sam	OL	6-6	305	R-Fr.	Indianapolis, Ind./Roncalli
96	Sorenson, R.J.	DL	6-3	260	R-So.	West Palm Beach, Fla./St. Thomas Aquinas
72	Sowders, Emmanuel	OL	6-4	290	Gr.	Louisville, Ky./Jeffersontown
94	Spencer, William	DL	6-5	315	Fr.	New Albany, Ind./New Albany
	Stacy, Preston	LB	6-1	215	Fr.	Versailles, Ky./Woodford County
70	Sylvester, Trevonte	OL	6-5	290	R-So.	Breaux Bridge, La./Breaux Bridge/Houston
64	Taylor, Travis	OL	6-3	285	Jr.	Houston, Texas/St. Thomas
99	Tell, Dezmond	DL	6-1	290	Jr.	Stockbridge, Ga./Dutchtown
75	Thomas, Quintez	OL	6-5	370	Fr.	Louisville, Ky./Eastern
91	Thomas, Tawfiq	DL	6-4	310	So.	Tampa, Fla./Gaither
18	Thompson, Jadon	WR	6-2	185	Jr.	Chicago, Ill./Naperville, Ill./Cincinnati
1	Thrash, Jamari	WR	6-1	180	R-Jr.	LaGrange, Ga./Troup County/Georgia State
40	Travelstead, Brock	K	6-1	205	Jr.	Acworth, Ga./North Paulding
	Travelstead, Hayden	LS	6-1	205	Fr.	Acworth, Ga./North Paulding
55	Tyler, Willie	OL	6-6	320	R-Sr.	Racine, Wisc./Racine Lutheran/Rutgers
20	Turner, Maurice	RB	5-10	185	So.	Nicholls, Ga./Coffee
14	Vaulton, Sam	QB	6-3	215	R-Fr.	Santa Monica, Calif./Santa Monica
31	Washington, Marcus	DB	6-1	185	R-Fr.	Grovetown, Ga./Grovetown/Georgia
35	Watts, Antonio	LB	6-2	225	R-Fr.	Columbus, Ga./Carver
4	Williams, Aaron	CB	6-2	185	Fr.	Corona, Calif./St. John Bosco
12	Williams, Popeye	DL	6-3	245	So.	Westfield, Ind./Westfield
15	Wilson, Kameron	DL	6-2	220	R-So.	McDonough, Ga./Mount Zion
18	Young, Sam	QB	6-3	195	R-Fr.	LaGrange, Ky./Oldham County

## Numerical Roster

41	Ramon Puryear	DL
42	Josh Lifson	TE
43	Jack Reiger	LB
44	Selah Brown	DL
45	Duane Martin	TE
46	Darrian Bell	LB
47	Jaedon King	WR
48	Shai Kochav	LS
48	Dakadrien Sanders	DB
51	Austin Collins	OL
52	Saadq Clements	DL
53	Lance Robinson	OL
54	Jaxon Panariello	LB
55	Willie Tyler	OL
56	Renato Brown	OL
57	Jeff Clark	DL
59	Michael Powell	OL
60	Sam Secrest	OL
61	Bryan Hudson	OL
64	Travis Taylor	OL
65	Izaiah Reed	OL
66	James Glover-Tyson	OL
67	John Paul Flores	OL
68	Michael Gonzalez	OL
70	Trevonte Sylvester	OL
71	Joshua Black	OL
72	Emmanuel Sowders	OL
73	Madden Sanker	OL
74	Eric Miller	OL
75	Quintez Thomas	OL
76	Luke Burgess	OL
77	Vincent Lumia	OL
78	Joe Crocker	OL
79	Makhete Gueye	OL
81	Cataurus Hicks	WR
82	Jahlil McClain	WR
83	Allan Houston	WR
84	Joey Gatewood	TE
85	Nate Kurisky	TE
86	Elijah Downing	WR
88	William Fowles	WR
89	Gage Reale	TE
90	Jermaine Lole	DT
91	Tawfiq Thomas	DL
92	Micah Carter	DL
93	Brady Hodges	P
93	Jared Dawson	DL
94	William Spencer	DL
94	Cole Hussung	K
95	Mason Reiger	DL
96	R.J. Sorenson	DL
97	Rodney McGraw	DL
98	Adonijah Green	DL
98	Nick Keller	K
99	Dezmond Tell	DL

MEDIA

PREVIEW

TEAM

COACHES

REVIEW

HONORS

PROS

RECORDS

UOFL

## 2023 Cardinal Players By Class

**Seniors**

6	Evan Conley	6-2	210	QB	Sr.
19	Brock Domann	6-2	225	QB	R-Sr.
29	Storm Duck	6-1	200	CB	R-Sr.
67	John Paul Flores	6-4	305	OL	R-Sr.
18	Gilbert Frierson	6-1	215	LB	R-Sr.
84	Joey Gatewood	6-3	230	TE	R-Sr.
14	Stephen Herron	6-4	240	DL	R-Sr.
83	Allan Houston	6-4	305	WR	R-Sr.
61	Bryan Hudson	6-4	305	OL	Sr.
11	Cam'Ron Kelly	6-2	210	DB	R-Sr.
42	Josh Lifson	6-3	235	TE	R-Sr.
90	Jermayne Lole	6-3	320	DL	R-Sr.
77	Vincent Lumia	6-3	290	OL	Sr.
74	Eric Miller	6-7	305	OL	R-Sr.
13	Jack Plummer	6-5	215	QB	R-Sr.
43	Jack Reiger	6-1	225	LB	R-Sr.
72	Emmanuel Sowders	6-4	290	OL	R-Sr.
55	Willie Tyler	6-6	320	OL	R-Sr.

**Juniors**

15	Harrison Bailey	6-5	225	QB	Jr.
46	Darrian Bell	6-0	235	LB	Jr.
33	Mario Agyen	5-7	190	RB	R-Jr.
24	Jaylin Alderman	6-1	230	LB	Jr.
71	Joshua Black	6-2	280	OL	R-Jr.
22	Keith Brown	6-1	235	LB	Jr.
56	Renato Brown	6-4	315	OL	R-Jr.
2	Jarvis Brownlee, Jr.	6-0	190	DB	Jr.
36	Jatavian Churchill	5-10	185	WR	Jr.
58	Jeff Clark	6-0	280	DL	R-Jr.
28	Trey Franklin	5-10	180	DB	R-Jr.
68	Michael Gonzalez	6-4	305	OL	Jr.
26	M.J. Griffin	6-1	210	DB	R-Jr.
23	Isaac Guerendo	6-1	225	RB	R-Jr.
25	Jawhar Jordan	5-10	180	RB	R-Jr.
9	Ashton Gillotte	6-3	270	DL	Jr.
93	Brady Hodges	6-1	200	P	Jr.
9	Ahmari Huggins-Bruce	5-11	170	WR	Jr.
45	Duane Martin	6-3	260	TE	Jr.
5	Josh Minkins	6-2	195	DB	Jr.
27	Devin Neal	6-0	205	DB	Jr.
41	Ramon Puryear	6-3	260	DL	R-Jr.
95	Mason Reiger	6-4	250	DL	Jr.
3	Quincy Riley	6-0	185	DB	R-Jr.
53	Lance Robinson	6-4	295	OL	Jr.
64	Travis Taylor	6-3	285	OL	Jr.
99	Dezmond Tell	6-1	290	DL	Jr.
18	Jadon Thompson	6-2	185	WR	Jr.
1	Jamari Thrash	6-1	180	WR	R-Jr.
40	Brock Travelstead	6-1	205	K	Jr.

**Sophomores**

0	Chris Bell	6-2	225	WR	So.
20	Victoine Brown	6-4	250	DL	R-So.
7	Jimmy Calloway	6-0	190	WR	R-So.
3	Kevin Coleman	5-11	180	WR	So.
51	Austin Collins	6-3	290	OL	R-So.
32	Ryheem Craig	6-3	235	DL	R-So.
93	Jared Dawson	6-2	305	DL	R-So.
86	Elijah Downing	6-5	200	WR	R-So.
30	Derrick Edwards	5-11	180	DB	R-So.

17	Jackson Hamilton	6-0	220	LB	R-So.
94	Cole Hussung	5-10	190	K	So.
21	D'Angelo Hutchinson	6-3	195	DB	So.
48	Shai Kochav	6-3	240	LS	R-So.
97	Rodney McGraw	6-6	260	DL	So.
10	Benjamin Perry	6-3	205	DB	R-So.
34	TJ Quinn	6-0	230	LB	R-So.
89	Gage Reale	6-2	230	TE	So.
48	Dakadrien Saunders	5-10	185	DB	So.
96	R.J. Sorensen	6-4	260	DL	R-So.
70	Trevonte Sylvester	6-5	290	OL	R-So.
91	Tawfiq Thomas	6-4	310	DL	So.
20	Maurice Turner	5-10	185	RB	So.
14	Sam Vauton	6-3	215	QB	So.
12	Popeye Williams	6-3	245	DL	So.
15	Kameron Wilson	6-2	220	DL	R-So.
18	Sam Young	6-3	195	QB	So.

**Freshmen**

12	Brady Allen	6-5	215	QB	R-Fr.
22	Keyjuan Brown	5-9	205	RB	Fr.
44	Selah Brown	6-2	285	DL	So.
76	Luke Burgess	6-8	300	OL	Fr.
92	Micah Carter	6-5	265	DL	Fr.
36	Destin Cheirs	6-2	185	DB	Fr.
6	Stanquan Clark	6-2	225	LB	Fr.
10	Pierce Clarkson	6-1	190	QB	Fr.
52	Saadiq Clements	6-5	265	DL	Fr.
78	Joe Crocker	6-7	310	OL	Fr.
17	Travis Egan	6-2	200	QB	Fr.
88	William Fowles	6-3	205	WR	Fr.
66	James Glover-Tyson	6-5	360	DL	Fr.
98	Adonijah Green	6-6	225	DL	Fr.
19	Marquis Groves-Killebrew	6-0	180	DB	R-Fr.
79	Makhete Gueye	6-7	300	OL	R-Fr.
29	Jeremy Hamilton	6-1	190	DB	R-Fr.
81	Cataurus Hicks	5-10	170	WR	Fr.
11	Jamari Johnson	6-5	260	TE	Fr.
98	Nick Keller	6-1	185	K	R-Fr.
47	Jaedon King	6-0	175	DB	Fr.
85	Nate Kurisky	6-3	230	TE	R-Fr.
38	Kevin Longstreet	5-10	170	DB	Fr.
39	Daniel Martens	5-11	185	DB	R-Fr.
82	Jahlil McClain	5-10	180	WR	Fr.
33	Jaden Minkins	5-11	165	DB	Fr.
54	Jaxon Panariello	6-2	220	LB	Fr.
59	Mike Powell	6-2	285	OL	R-Fr.
65	Izaiah Reed	6-5	295	OL	R-Fr.
29	Nathan Salz	6-0	165	WR	Fr.
73	Madden Sanker	6-4	310	OL	Fr.
39	Carter Schwartz	6-2	215	P	Fr.
60	Sam Secrest	6-6	305	OL	R-Fr.
94	William Spencer	6-5	315	DL	Fr.
75	Quintez Thomas	6-5	370	OL	Fr.
31	Marcus Washington	6-1	185	DB	R-Fr.
35	Antonio Watts	6-2	225	LB	R-Fr.
4	Aaron Williams	6-2	185	DB	Fr.

MEDIA

PREVIEW

TEAM

COACHES

REVIEW

HONORS

PROS

RECORDS

UOFL





# 2023 Cardinal Players By State

MEDIA

PREVIEW

TEAM

COACHES

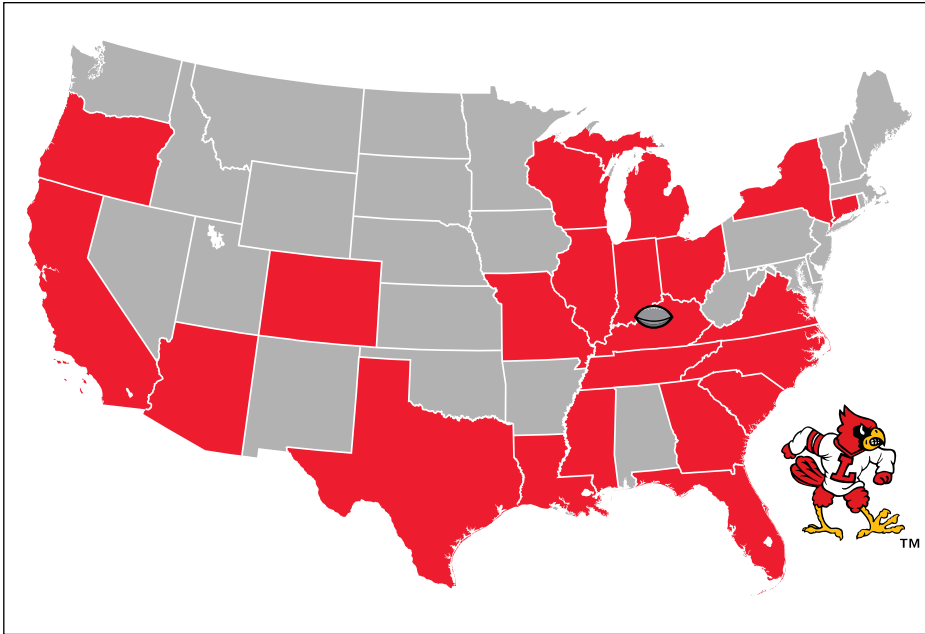
REVIEW

HONORS

PROS

RECORDS

UOFL



### Arizona

Gilbert - Jack Plummer

### California

Bellflower - Pierce Clarkson, Jahlil McClain  
Corona - Aaron Williams  
Inglewood - Jamari Johnson, Kevin Longstreet  
Long Beach - Jermayne Lole  
Santa Monica - Sam Vaulton

### Colorado

Colorado Springs - Brock Domann

### Connecticut

Greenwich - Allan Houston

### District of Columbia

Washington - Nate Kurisky

### Florida

Boca Raton - Ashton Gillotte  
Bradenton - Makhete Gueye  
Coconut Grove - Gilbert Frierson  
Hialeah - William Fowles  
Jacksonville- Joey Gatewood  
Miami - Stanquan Clark, Derrick Edwards, Cataurus Hicks, Shai Kochav  
Miami Gardens - Jarvin Brownlee  
Riviera Beach - Vincent Lumia  
St. Petersburg - D'Angelo Hutchinson  
Tampa -Tawfiq Thomas  
West Palm - Renato Brown, R.J. Sorensen

### Georgia

Acworth - Brock Travelstead, Hayden Travelstead  
Atlanta - Keyjuan Brown  
Camilla - Lance Robinson  
Columbus - Antonio Watts  
Douglasville - Madden Sanker

### Illinois

Chicago - Rodney McGraw, Jadon Thompson  
Country Club Hills - Ben Perry  
Hoffman Estates - Jack Reiger, Mason Reiger  
Ellenwood - Adonijah Green  
Grovetown - Marcus Washington  
Kennesaw - Marquis Groves-Killebrew  
Lagrange - Jamari Thrash  
Loganville - Victoine Brown  
Marietta - Harrison Bailey, Evan Conley  
McDonough - Kam Wilson  
Morrow - Jimmy Calloway  
Nicholls - Maurice Turner  
Powder Springs - Jeff Clark  
Warner Robbins - Trey Franklin  
Stockbridge - Dezmond Tell  
Stone Mountain - Josh Black  
Valdosta - Jaylin Alderman, T.J. Quinn  
Woodstock - Jackson Hamilton

### Indiana

Clayton - Isaac Guerendo  
Columbus- Jaedon King  
Floyd Knobs - Cole Hussung  
Fort Branch - Brady Allen  
Indianapolis - Sam Secrest  
New Albany - William Spencer  
New Palestine - Luke Burgess  
Westfield - Popeye Williams

### Indiana

Clayton - Isaac Guerendo  
Columbus- Jaedon King  
Floyd Knobs - Cole Hussung  
Fort Branch - Brady Allen  
Indianapolis - Sam Secrest  
New Albany - William Spencer  
New Palestine - Luke Burgess  
Westfield - Popeye Williams

### Kentucky

Danville - Darrian Bell  
Eminence - Dakadrien Sanders  
Frankfort - Kaden Moorman  
Georgetown - Jeremy Hamilton, Bryan Hudson  
Hebron - Nick Keller  
Henderson - Saadiq Clements  
LaGrange - Sam Young  
Lexington - Devin Neal

Louisville - Selah Brown, Micah Carter, Elijah Downing, Travis Egan, James Tyson-Glover, Stephen Herron, Josh Lifson, Jadon Minkins, Josh Minkins, Jaxon Panariello, Mike Powell, Ramon Puryear, Carter Schwartz, Quintez Thomas, Emmanuel Sowders,  
Madisonville - Destin Cheirs  
Springfield - Jatavian Churchill  
Versailles - Preston Stacy

### Louisiana

Breaux Bridge - Trevonte Sylvester

### Michigan

Ypsilanti - M.J. Griffin

### Mississippi

Yazoo City - Chris Bell

### Missouri

St. Louis - Kevin Coleman

### New York

Bronx - Mario Agyen  
Long Island - Jahwar Jordan

### North Carolina

Boiling Springs - Storm Duck  
Charlotte - Gage Reale  
Indian Trail - Michael Gonzalez  
Taylorsville - Ryheem Craig

### Ohio

Mason - Eric Miller  
Perrysburg - Austin Collins

### Oregon

Lebanon - Keith Brown

### South Carolina

Columbia - Quincy Riley  
Dillon - Ahmari Huggins-Bruce  
Laurens - Duane Martin

### Tennessee

Collierville - Jared Dawson  
Jackson - Izaiah Reed  
Knoxville - Brady Hodges  
Nashville - Joe Crocker

### Texas

Arlington - John Paul Flores  
Fulshear - Nathan Salz  
Houston - Travis Taylor

### Virginia

Chesapeake - Cam'Ron Kelly

### Wisconsin

Franklin - Daniel Martens  
Racine - Willie Tyler

## 2023 Cardinal Players By Position

**Quarterbacks**

12	Allen, Brady	QB	6-5	215	R-Fr.
15	Bailey, Harrison	QB	6-5	225	Jr.
10	Clarkson, Pierce	QB	6-0	190	Fr.
6	Conley, Evan	QB	6-2	210	R-Jr.
19	Domann, Brock	QB	6-2	225	R-Sr.
17	Egan, Travis	QB	6-2	200	Fr.
13	Plummer, Jack	QB	6-5	215	R-Sr.
14	Vaulton, Sam	QB	6-3	215	R-So.
18	Young, Sam	QB	6-3	195	R-Fr.

**Running Backs**

33	Agyen, Mario	RB	5-7	190	R-Jr.
22	Brown, Keyjuan	RB	5-9	205	Fr.
23	Guerendo, Isaac	RB	6-1	225	R-Jr.
25	Jordan, Jawhar	RB	5-10	180	R-Jr.
30	Moorman, Kaden	RB	5-11	205	Fr.
20	Turner, Maurice	RB	5-10	185	So.

**Wide Receivers**

0	Bell, Chris	WR	6-2	225	So.
7	Calloway, Jimmy	WR	6-0	190	R-So.
36	Churchill, Jatavian	WR	5-11	180	R-So.
3	Coleman, Kevin	WR	5-11	180	So.
86	Downing, Elijah	WR	6-5	200	R-Jr.
88	Fowles, William	WR	6-3	205	Fr.
81	Hicks, Cataurus	WR	5-10	170	Fr.
83	Houston, Allan	WR	6-1	190	R-Sr.
9	Huggins-Bruce, Ahmari	WR	5-11	170	Jr.
47	King, Jaedon	WR	5-9	185	R-Jr.
82	McClain, Jahlil	WR	5-10	180	Fr.
29	Salz, Nathan	WR	6-0	165	Fr.
18	Thompson, Jadon	WR	6-2	187	Jr.
1	Thrash, Jamari	WR	6-1	180	R-Jr.

**Tight Ends**

84	Gatewood, Joey	TE	6-3	230	R-Sr.
11	Johnson, Jamari	TE	6-5	260	Fr.
85	Kurisky, Nate	TE	6-3	230	R-Fr.
42	Lifson, Josh	TE	6-3	235	R-Sr.
45	Martin, Duane	TE	6-2	260	Jr.
89	Reale, Gage	TE	6-4	235	R-Fr.

**Offensive Line**

71	Black, Joshua	OL	6-2	280	R-Jr.
56	Brown, Renato	OT	6-4	315	R-Jr.
76	Burgess, Luke	OL	6-8	300	Fr.
51	Collins, Austin	OL	6-3	290	R-So.
78	Crocker, Joe	OL	6-7	310	Fr.
67	Flores, Paul-John	OL	6-4	305	Jr.
68	Gonzalez, Michael	OT	6-4	305	Jr.
79	Gueye, Makhete	OL	6-7	300	R-Fr.
61	Hudson, Bryan	OL	6-4	305	R-Sr.
77	Lumia, Vincent	OL	6-3	290	R-Sr.
74	Miller, Eric	OL	6-7	305	R-Sr.
59	Powell, Michael	OL	6-4	300	R-Fr.
65	Reed, Izaiah	OL	6-5	295	R-Fr.
53	Robinson, Lance	OL	6-4	295	Jr.
73	Sanker, Madden	OL	6-4	310	Fr.
60	Secrest, Sam	OL	6-6	305	R-Fr.
72	Sowers, Emmanuel	OL	6-4	290	R-Sr.
70	Sylvester, Trevonte	OL	6-5	290	R-So.
64	Taylor, Travis	OL	6-3	285	R-So.
75	Thomas, Quintez	OL	6-5	370	Fr.
55	Tyler, Willie	OL	6-6	320	R-Sr.
66	Tyson, James-Glover	OL	6-5	360	Fr.

**Defensive Backs**

2	Brownlee, Jr., Jarvis	DB	6-0	190	R-Jr.
36	Cheirs, Destin	DB	6-2	185	Fr.
29	Duck, Storm	DB	6-1	200	R-Sr.
19	Groves-Killebrew, Marquis	DB	6-0	180	R-Fr.
30	Edwards, Derrick	DB	5-11	180	R-So.
28	Franklin, Trey	DB	5-10	190	R-Jr.
26	Griffin, M.J.	DB	6-1	210	R-Jr.
29	Hamilton, Jeremy	DB	6-1	190	R-Fr.
21	Hutchinson, D'Angelo	DB	6-3	190	So.
11	Kelly, Cam'Ron	DB	6-2	210	R-Sr.
38	Longstreet, Kevin	DB	5-10	170	Fr.
39	Martens, Daniel	DB	5-11	185	R-Fr.
33	Minkins, Jadon	DB	5-11	165	Fr.
5	Minkins, Josh	DB	6-2	195	Jr.
27	Neal, Devin	DB	5-11	202	Jr.
10	Perry, Ben	DB	6-3	205	R-So.
3	Riley, Quincy	DB	6-0	185	R-Jr.
48	Saunders, Dakadrien	DB	5-10	175	R-So.
31	Washington, Marcus	DB	6-1	185	R-Fr.
4	Williams, Aaron	DB	6-2	185	Fr.

**Defensive Line**

44	Brown, Selah	DL	6-2	285	R-Fr.
20	Brown, Victoine	DL	6-4	250	R-So.
92	Carter, Micah	DL	6-5	265	Fr.
58	Clark, Jeff	DL	6-0	280	R-Jr.
52	Clements, Saadiq	DL	6-5	265	Fr.
32	Craig, Ryheem	DL	6-3	235	R-So.
93	Dawson, Jared	DL	6-2	305	R-So.
9	Gillotte, Ashton	DL	6-3	270	Jr.
66	Tyson-Glover, James	DL	6-5	360	Fr.
98	Green, Adonijah	DL	6-5	225	Fr.
14	Herron, Stephen	DL	6-4	240	R-Sr.
90	Lole, Jermayne	DL	6-3	320	R-Sr.
97	McGraw, Rodney	DL	6-5	260	R-So.
41	Puryear, Ramon	DL	6-3	260	R-Jr.
95	Reiger, Mason	DL	6-4	250	Jr.
96	Sorensen, R.J.	DL	6-3	260	R-So.
94	Spencer, William	DL	6-5	315	Fr.
99	Tell, Dezmond	DL	6-1	290	Jr.
91	Thomas, Tawfiq	DL	6-4	310	So.
12	Williams, Popeye	DL	6-3	245	So.
15	Wilson, Kameron	DL	6-2	220	R-So.

**Linebackers**

24	Alderman, Jaylin	LB	6-1	230	R-So.
46	Bell, Darrian	LB	6-0	235	Jr.
22	Brown, Keith	LB	6-1	235	Jr.
6	Clark, Stanquan	LB	6-2	225	Fr.
18	Frierson, Gilbert	LB	6-1	215	R-Sr.
17	Hamilton, Jackson	LB	6-0	220	R-So.
54	Panariello, Jaxon	LB	6-2	220	Fr.
34	Quinn, TJ	LB	6-0	230	R-So.
43	Reiger, Jack	LB	6-1	225	R-Sr.
35	Watts, Antonio	LB	6-2	225	R-Fr.

**Specialists**

93	Hodges, Brady	P	6-1	200	Jr.
94	Hussung, Cole	K	5-10	185	R-So.
98	Keller, Nick	K	6-1	185	R-Fr.
48	Kochav, Shai	LS	6-3	240	R-So.
39	Schwartz, Carter	P	6-2	215	Fr.
40	Travelstead, Brock	K	6-1	205	Jr.
32	Travelstead, Hayden	LS	6-1	205	Fr.

MEDIA

PREVIEW

TEAM

COACHES

REVIEW

HONORS

PROS

RECORDS

UOFL





# 2023 Season Outlook

## Players to Watch

MEDIA

PREVIEW

TEAM

COACHES

REVIEW

HONORS

PROS

RECORDS

UOFL



### 80 Chris Bell

Sophomore - Wide Receiver

Chris Bell appeared as a true freshman at the wide receiver position in 2022 ... caught seven passes for 105 yards ... recorded at least one reception in six games ... tallied a season best two receptions in a win over Wake Forest ... notched a season long 29-yard pass versus Pittsburgh and his first career reception ... ended the season with a reception in the Fenway Bowl.



### 56 Renato Brown

R-Junior - Offensive Line

Renato Brown started all 13 games at right tackle ... enters 2023 with 36 career starts on the offensive line ... was one of three offensive linemen to start every game in 2022 ... played 678 snaps on the offensive line ... recorded 53 knockdown blocks ... graded out at 86 percent ... offense averaged 200.6 yards on the ground ... averaged 26.9 points per game.



### 2 Jarvis Brownlee

Junior - Defensive Back

Jarvis Brownlee started all 13 games after transferring from Florida State ... tied for second on the team with two interceptions ... led the team with 12 pass break-ups ... finished third on the team with 66 total tackles ... preserved a 20-14 win over UCF with an interception in the end zone in the fourth quarter ... recorded an interception in a win at Virginia ... credited with a season high 11 tackles in a home win over NC State.



### 7 Jimmy Calloway

R-Sophomore Wide Receiver

Jimmy Calloway played three seasons at Tennessee before transferring in the winter ... appeared in 20 career games with one start for the Volunteers ... caught nine passes for 124 yards and one touchdown during his UT career ... recorded his first two catches of the year for 20 yards in win over Akron ... earned a redshirt after playing in three games in 2020, finishing the year with five receptions for 84 yards and a touchdown.



## 2023 Outlook Notes

### 31 Letterwinners Returning from 2022 Squad

- Louisville returns 31 lettermen from last year's squad – 11 on offense, 17 on the defensive side and three on special teams.
- The Cardinals lost the services of 21 letterwinners from last season's team that finished at 8-5. Eleven offensive players won't return, while eight won't be back from defense.
- Louisville lost 11 starters from last season's bowl team, with six coming on offense, three on defense and two specialists in James Turner and Mark Vassett, who both transferred.



JAMES TURNER

■ Kicker James Turner, one of the top placekickers in school history entered the transfer portal in the spring.

### 15 Starters Returning

- Louisville returns 15 starters — six on offense, six on defense and three on special teams. All-conference performers Ashton Gillotte and Renato Brown are the two all-league performers back from 2022.
- Four other players who started games last season will

also return in Michael Gonzalez, Chris Bell, Ramon Puryear and Quincy Riley.

### Number Changes

- Five Cardinals are wearing new numbers in 2023: Chris Bell (0), Jarvis Brownlee (2), Popeye Williams (12), D'Angelo Hutchinson (21), and Derrick Edwards (30).

### Cardinals Welcome 17 Early Enrollees

- The Cardinals welcomed 18 scholarship student-athletes who enrolled in classes in January and participated in spring practice.
- The early January enrollees were: wide receivers Jamari Thrash, Jimmy Calloway, William Fowles, Cataurus Hicks, and Jadon Thompson, linebackers Stanquan Clark, Gilbert Frierson, and Adonijah Green, quarterbacks Pierce Clarkson and Jack Plummer, running back Isaac Guerendo, defensive backs Marquis Grove-Killebrew and Devin Neal, defensive lineman Rodney McGraw, tight end Jamari Johnson and offensive linemen John Paul Flores, Luke Burgess and Madden Sanker.

### Position Changes in 2023

- Ben Perry played more of an outside linebacker position in 2022, but will move to a defensive back spot under Ron English's defense in 2023.
- Popeye Williams and Kam Wilson, who were considered linebackers in 2022, will shift to the defensive line in 2023.



### Players to Watch



#### 3 Kevin Coleman

Sophomore - Wide Receiver

Kevin Coleman transferred from Jackson State in 2022 ... showed flashes in the spring of being one of the team's top receivers ... caught 32 passes for 475 yards and three scores to earn SWAC Freshman of the Year honors... caught two passes for 76 yards versus Mississippi Valley State ... closed his rookie season with a career high seven receptions for 137 yards and one score in the Celebration Bowl loss to North Carolina Central ... rated 4-Star recruit at St. Mary's.



#### 9 Ashton Gillotte

Junior - Defensive Line

Ashton Gillotte is one of the top returning defensive lineman in the ACC ... earned All-ACC honors and all-league academic honors ... tied for third on the team with 6.0 sacks and also posted 7.0 tackles for loss in 2022 ... recovered a pair of fumbles ... totaled four tackles, 1.0 sacks, and 1.0 tackles for loss in the win against NC State ... opened the season with a pair of sacks in a loss versus Syracuse.



#### 68 Michael Gonzalez

Junior - Offensive Line

Michael Gonzalez has appeared in 25 games over his first two seasons in the program ... earned All-ACC Academic honors ... appeared in 12 games, making five starts between guard and tackle in 2022 ... made three starts at guard and a pair at tackle ... played 672 snaps ... recorded 34 knockdown blocks ... graded out at 90 percent for the season.



#### 26 M.J. Griffin

R-Junior - Defensive Back

M.J. Griffin helped transform the defense last season after being inserted into the starting lineup at safety ... started the last eight games of the season ... played in all 13 games, logging 45 tackles and a pair of interceptions ... credited with three tackles and a forced fumble against Cincinnati ... equaled a season high with nine tackles versus Kentucky ... recorded his lone interception in a win over Pitt.

### 2023 Outlook Notes

#### Road Warriors

■ The Cardinals will open Atlantic Coast Conference play on the road for the third-straight season when UofL plays Georgia Tech in the Mercedes Benz Stadium in Atlanta.

■ Louisville opened ACC action at Florida State in 2021 and Syracuse in 2022.

■ Louisville plays two neutral site games in the first three games of the year when playing against Georgia Tech in Atlanta and against Indiana in Lucas Oil Stadium.

■ Louisville and Indiana will meet for the first time since 1986.

#### Academic Success

■ The Cardinals had 14 players selected as Academic All-ACC in the Fall of 2022.

■ The 14 representatives on the list were the most on the team since the Cards joined the league in 2014.

■ Louisville players represented on the team were wide receiver Chris Bell, defensive tackle Yaya Diaby, quarterback Brock Domann, defensive tackle Ashton Gillotte, offensive linemen Michael Gonzalaz and Bryan Hudson, long snapper Shai Kochav, tight end Josh Lifson, defensive tackle Ramon Puryear, linebacker T.J. Quinn, defensive end Mason Reiger, defensive tackle Tawfiq Thomas, and kickers Brock Travelstead and James Turner.

■ Michael Gonzalez and Josh Lifson earned perfect 4.0 grade point averages.

■ The Cardinals will open the season with 18 players who have already earned their college degrees. Jawhar Jordan, Jermaine Lole, and Brock Travelstead earned their degrees in the spring. Josh Black, Evan Conley, Brock Domann, Storm Duck, John Paul Flores, Gilbert Frierson, Isaac Gurendo, Stephen Herron, Bryan Hudson, Cam Kelly, Josh Lifson, Jack Plummer, Ramon Puryear, Jack Reiger and Emmanuel Sowders will play this season with their degrees.

#### Passing Numbers

■ Jeff Brohm brings an explosive passing game to the UofL program. Over the last five seasons, (2018-22), Purdue ranked 11th in FBS passing offense (7th among Power Five schools, 2nd in the Big Ten), amassing 18,094 passing yards and 133 touchdown passes.

■ Over that same period of time, Brohm's passing offense ranked 4th in pass completions, completing 1,605 of 2,449 passes for a 65.5 percent completion rate.



JEFF BROHM

MEDIA

PREVIEW

TEAM

COACHES

REVIEW

HONORS

PROS

RECORDS

UOFL





# 2023 Season Outlook

## Players to Watch

MEDIA

PREVIEW

TEAM

COACHES

REVIEW

HONORS

PROS

RECORDS

UOFL



### 14 Stephen Herron

R-Senior - Defensive Line

Stephen Herron transferred from Stanford in 2022 and participated in spring football ... played four seasons at Stanford ... named Stanford's Defensive Player of the Week after recording four tackles, including two sacks, and a forced fumble in Stanford's win at Notre Dame ... appeared in eight games with four starts as a junior .. led the team with 3.0 sacks while also making 19 tackles ... played high school at Trinity in Louisville.



### 61 Bryan Hudson

Senior - Offensive Line

Bryan Hudson has played two seasons at Louisville after transferring from Virginia Tech ... earned All-ACC Academic honors ... started all 13 games at center ... played the most snaps on the offensive line with 852 ... recorded 53 knockdown blocks ... tied as the highest graded offensive lineman ... team averaged 406 yards of total offense per game ... played all three positions on the offensive line ... played in all 13 games in 2021.



### 9 Ahmari Huggins-Bruce

Junior - Wide Receiver

Ahmari Huggins-Bruce has caught 60 passes for 809 yards and six touchdowns in his first two seasons ... played in 12 games, including seven starts in 2022 ... finished third on the team with 31 catches for 365 yards and two touchdowns ... averaged 11.8 yards a reception ... recorded 25 yards on two catches with one touchdown in the win against JMU ... caught four passes for 24 yards in a win over nationally ranked Wake Forest.



### 25 Jawhar Jordan

R-Junior - Running Back

Jawhar Jordan is coming off a solid spring and took over as the team's No. 1 running back ... appeared in 12 games ... finished as the team's leading rusher with 815 yards on 142 carries ... averaged 5.7 yards a carry ... scored four touchdowns ... named the Most Valuable Player of the Wasabi Fenway Bowl after rushing for 115 yards on nine carries against Cincinnati in the 24-7 win over the Bearcats ... caught 10 passes for 85 yards on the season.

## 2023 Outlook Notes



### Power 5 Opponents

■ The Cardinals will once again play one of the more difficult schedules in the country with 11 Power 5 teams on their schedule, joining Colorado, Pitt, Purdue, Utah and West Virginia as the others.

■ Of the 70 FBS clubs now recognized as Power teams, only eight percent will play all but one of their 2023 regular-season fixtures vs. Power 5 opponents.

■ The honor roll consists of two clubs apiece from the ACC and Pac-12 and one each from the Big Ten and Big 12. Completely missing is the SEC, which is not represented.

■ For the ACC members mentioned (which play an eight-league game format) it means playing three of their four non-conference games vs. Power 5 foes, while for the Big Ten, Big 12, and Pac-12 honorees (all of which play nine league games), it amounts to playing two of their three non-conference games vs. Power 5 members.

### Transfer Portal Success

■ The Cardinals hit the transfer portal under head coach Jeff Brohm, totaling 26 transfers since taking over in December.

■ The Cardinals added 12 transfers in the winter and 14 after spring

practice. Louisville totaled 14 transfers from Power 5 conferences, including a pair from North Carolina in defensive backs Cam'Ron Kelly and Storm Duck and quarterback Brady Allen and offensive lineman Eric Miller from Purdue.

■ The Cardinals have added six offensive linemen in the transfer portal in Miller, Willie Tyler (Rutgers), Lance Robinson (Houston), Trevonte Sylvester (Houston), Vincent Lumia (Duquesne), John Paul Flores (Virginia).

### Louisville Added on Defense:

■ Marcus Washington (Georgia), Duck, Kelly, Keith Brown (Oregon), Jeff Clark (Georgia State), Marquis Groves-Killebrew (Texas A&M), Devin Neal (Baylor), Rodney McGraw (Penn State), Stephen Herron (Stanford), and Gilbert Frierson (Miami, Fla.).

### On the Offensive Side of the Football, the Cards Signed:

■ Miller, Allen, Robinson, Sylvester, Lumia, Tyler, Flores, Joey Gatewood (UCF), Jamari Thrash (Georgia State), Jack Plummer (Cal), Kevin Coleman (Jackson State), Jadon Thompson (Cincinnati), Isaac Guerendo (Wisconsin), Harrison Bailey (UNLV), Allan Houston (Brown) and Jimmy Calloway (Tennessee).





### Players to Watch



#### 5 Josh Minkins

Junior - Defensive Back

Josh Minkins started all 13 games at safety ... finished fifth on the team with 55 tackles and one interception ... logged 2.0 tackles for loss and one sack ... totaled one tackle and one quarterback hurry in the win against NC State ... recorded six tackles against Clemson ... totaled two tackles in the win against JMU ... picked up 38 yards after receiving lateral off of a Quincy Riley interception.



#### 74 Eric Miller

R-Senior - Offensive Line

Eric Miller spent the first five years of his collegiate career with Purdue before opting to transfer ... started all 14 games for the Boilermakers last season, with his first five starts coming at left tackle and the final nine at right tackle ... in 587 pass block snaps taken, he allowed only four sacks, four quarterback hits and 18 quarterback hurries ... named All-Academic Big Ten in 2019, 2020 and 2021 ... started all 13 games in 2021.



#### 10 Ben Perry

R-Sophomore - Defensive Back

Ben Perry started 11 games at the Card position in 2022 ... appeared in all 13 games ... closed the year with 43 tackles and 1.0 tackles for loss ... recorded three pass break-ups ... totaled three tackles in the win against NC State ... recorded two total tackles against Clemson ... had six total tackles and two quarterback hurries in the win against Pitt ... had two tackles in the win versus Virginia.



#### 13 Jack Plummer

R-Senior - Quarterback

Jack Plummer has thrown for 6,500 yards and 47 touchdowns in four seasons ... started all 12 games as Cal's first new starter at quarterback since Chase Garbers assumed the role during the 2018 campaign ... completed 282-of-451 passes (62.5%) for 3095 yards that rank sixth on Cal's all-time single-season list with 21 touchdowns that rank tied for eighth and nine interceptions for a 131.5 rating.

### 2023 Outlook Notes

#### Non-Conference Success

■ The Cardinals went 3-1 in non-conference action in 2022, defeating UCF on the road and home wins over USF and James Madison.

■ In a pair of non-league home wins, the Cardinals outscored the opposition 75-13, defeating USF 41-3 and James Madison 34-10.

#### Leading the Nation in Sacks

■ For the second time in school history, the Cardinals finished the season as the nation's leader in sacks. It was the first time since 2013 that Louisville led the country in that category when it finished with an average of 3.3 per game.

■ In 2022, Louisville closed the year with an average of 3.85 sacks per game. The Cardinals recorded at least one sack in all 13 games and notched four or more in six games. Louisville was credited with a season high eight sacks in a win over Wake Forest and added seven in the bowl win over Cincinnati.

■ Three of the top four sack leaders in the nation came from the Atlantic Coast Conference. After Louisville's 3.85 sacks per game topped the nation, Pitt was second at 3.69 per game and Clemson was fourth at 3.14 per contest.

■ Linebacker Yasir Abdullah, who was a first team All-ACC performer and the league's runner-up as the ACC Defensive Player of the Year, ranked 15th in the country with an average of 0.73 sacks per game.

■ Louisville also finished seventh in the country in tackles for loss with

an average of 7.46 per contest. The Cards had three games of 10 or more tackles for loss, including a season best 11 versus Wake Forest.



YASIR ABDULLAH

MEDIA

PREVIEW

TEAM

COACHES

REVIEW

HONORS

PROS

RECORDS

UOFL





# 2023 Season Outlook

## Players to Watch

MEDIA

PREVIEW

TEAM

COACHES

REVIEW

HONORS

PROS

RECORDS

UOFL



### 41 Ramon Puryear

R-Junior - Defensive Line

Ramon Puryear was a former walk-on who earned a scholarship in 2021 ... has recorded 32 tackles in 37 career games ... finished 2022 with 14 tackles, 2.0 tackles for loss and 1.5 sacks ... played in 12 games in 2022, making one start ... had two tackles against Clemson ... started lone game versus USF ... recorded two tackles and 0.5 tackles for loss versus FSU ... had two tackles, 1.0 sacks, and 1.0 tackles for loss in the win against UCF.



### 95 Mason Reiger

Junior - Defensive Line

Mason Reiger is a former walk-on who earned a scholarship ... played in 13 games at defensive end ... finished the season with 18 tackles, including 1.0 tackles for loss ... credited with 1.0 sack ... totaled three tackles, 2.0 tackles for loss, and one forced fumble against Clemson ... recorded five tackles and one forced fumble in the win against Pitt ... had 3.0 tackles, 2.0 tackles for loss and 1.0 sack against Virginia.



### 3 Quincy Riley

R-Junior - Defensive Back

Quincy Riley transferred from Middle Tennessee in 2022 ... played in 13 games, making one start ... led the team with three interceptions ... had one interception and three tackles in the win against NC State ... recorded three tackles against Clemson ... totaled two interceptions for 101 yards ... had three tackles in the win against Wake Forest ... totaled two tackles and 1.0 sacks for a loss of ten yards in the win versus USF.



### 93 Dezmond Tell

Junior - Defensive Tackle


Dezmond Tell has played 34 games and made 14 starts in his career ... started all 13 games at the defensive tackle position in 2022 ... credited with 27 tackles last year ... recorded 5.5 tackles for loss and 3.0 sacks ... credited with five tackles and a sack against Cincinnati ... recorded two tackles, 0.5 sacks, and 0.5 tackles for loss in the win against NC State ... had two tackles and 1.0 tackles for loss in the win against Wake Forest.

## 2023 Outlook Notes

### Lettermen Making Their Return to the Louisville Program

- Five members of the coaching staff played football for the Cardinals.
- Leading the way is head coach Jeff Brohm, who played and coached for the Cardinals. One of the top quarterbacks in school history, Brohm returns to UofL where he enjoyed an outstanding collegiate career from 1989-93. A three-year starter, he still ranks among the Cardinals' career leaders in touchdown passes (tied for eighth, 38), total offense (ninth, 5,410), completion percentage (ninth, .562), passing yards (10th, 5,451), passing efficiency (ninth, 129.97), passing attempts (10th, 715) and completions (10th, 402) through the 2022 season. Brohm was voted the team's Most Valuable Player during both his junior and senior seasons, and his No. 11 became part of the Louisville Ring of Honor in 2006. Brohm also was an assistant coach for the Cardinals from 2003-2008. As the offensive coordinator in 2007, Louisville finished fourth nationally in passing offense, sixth in total offense and 18th in scoring.

- Quarterbacks coach Brian Brohm returns to his alma mater where he starred from 2004 to 2007, and he still ranks among the Cardinals' career leaders in passing attempts (second, 1,185), passing yards (second, 10,775), passing efficiency (second, 157.92), completions (third, 780), completion percentage (third, .658), total offense (fourth, 10,819) and touchdown passes (fourth, 71). Brohm guided the 2006 Cardinals to a school best 12-1 record, including a 24-13 victory over Wake Forest in the Orange Bowl, and a No. 6 national ranking in the Associated Press final poll. He was named the Orange Bowl Most Valuable Player



JEFF BROHM





### Players to Watch



#### 1 Jamari Thrash

R-Junior - Wide Receiver

Jamari Thrash transferred from Georgia State ... America and All-Sun Belt receiver at Georgia State ... three-year letterwinner (2020-22) ... ranks fifth in GSU history in receiving yards (1,752), eighth in receptions (104) and tied for sixth in TD receptions (12) ... honorable mention All-America by Phil Steele in 2022 ... first-team All-Sun Belt Conference ... led the Sun Belt and ranked No. 13 in FBS with 1,122 receiving yards, the second-highest total in program history.



#### 20 Maurice Turner

Sophomore - Running Back

Maurice Turner rushed 65 times for 314 yards as a true freshman ... averaged 4.8 yards per carry ... had a season-long run of 48 yards in the bowl game against Cincinnati ... carried 31 times for 160 in the bowl win over Cincinnati ... averaged 5.2 yards per carry ... rushed for 59 yards on 15 carries and caught one pass in the win against NC State ... recorded 36 yards on two carries and caught two passes against Clemson.



#### 55 Willie Tyler

R-Senior - Offensive Line

Willie Tyler played at Rutgers for his senior season ... played in 11 games with nine starts at left tackle ... honored on Senior Day against Penn State ... helped the offense total 460 yards at Michigan State ... part of unit that allowed no sacks and held the ball for 38:53 versus Indiana ... helped offense rush for 212 yards in Rutgers debut at Boston College ... started nine games at left tackle as a junior at La. Monroe ... enrolled at Texas for two seasons.



#### 12 Popeye Williams

Sophomore - Defensive Line

Popeye Williams played in six games as a true freshman in 2022 ... he played mainly linebacker but will move to the defensive line this season ... totaled three tackles ... highly recruited defensive player at Westfield High ... ranked by 247 sports as the 15th-best edge rusher in Indiana ... tabbed as the 10 player in the state of Indiana ... won two-straight state titles ... member of the 2021 Indiana Football Coaches Association All-State Top 50 team.

### 2023 Outlook Notes

after completing 24 of 34 passes for 311 yards against the Demon Deacons. His 30 touchdown passes in 2007 are tied for second in school history with 2016 Heisman Trophy winner Lamar Jackson. Brohm set school records with 45 completions and 65 passing attempts against Syracuse on Sept. 22, 2007, while his 555 passing yards against the Orange rank second all-time.

■ Offensive line coach Richard Owens was a three-starter for the Cardinals from 2000-03, compiling 36 receptions for 371 yards and seven scores. He caught a career best 20 passes for 182 yards and two touchdowns in 2002 and closed his career with 12 receptions for 121



BRIAN BROHM



BRANDON SHARP

yards and three scores as a senior.

■ Chief of Staff Greg Brohm was a four-year letterwinner and a three-year starter at Louisville from 1988 to 1992. He was the starting wide receiver during the Cardinals' 1991 appearance in the Fiesta Bowl, catching passes from his brother, Jeff.

■ Brandon Sharp, who is working as a quality control coach on defense, was a four year starter for the football team as well. Sharp was awarded the

Louisville Defensive Coaches Award (2007), Big East second team All-Conference, Big East Conference Defensive Player of the Week (2006) and University of Louisville Dean's List (2003).

MEDIA

PREVIEW

TEAM

COACHES

REVIEW

HONORS

PROS

RECORDS

UOFL



**L**&N Stadium, which already was in a class of its own, received a substantial renovation in 2018, and now sits as one of the best facilities in all of college football.

L&N Federal Credit Union, a cooperative, financial institution located in Louisville, has inked a naming rights deal with the University of Louisville that renames Cardinal Stadium to L&N Federal Credit Union Stadium on January 30, 2023.

A 20-year, \$41-million commitment secures the naming rights with the university through 2042. Opened in 1998 and renovated in 2010 and 2019, Cardinal Stadium is a 60,800-seat facility located at the corner of Floyd Street and Central Avenue and is home to the UofL football program.

The Cardinals completed a \$63.3-million dollar expansion of the stadium, which also included a major upgrade to the Howard Schnellenberger Football Complex.

In the recent construction, 5,900 seats were added, providing a unique look in the end zone structure and increasing the total capacity to about 60,800. The construction also generated an additional 25,000 square feet of space.



The expansion included 800 modern club seats, 68 premium loge level boxes, and 12 exclusive field level suites. The club seats have access to a premier gathering area that provide viewing

access to the field. Fans in that area have an exclusive view of the players, as they exit the football complex through a tunnel and run onto the gridiron from a middle of the field level entrance.

# L&N STADIUM



MEDIA

PREVIEW

TEAM

COACHES

REVIEW

HONORS

PROS

RECORDS

UOFL



While the seating areas have drastically improved many of the sightlines, fans also will notice additional amenities that will enhance the game day experience. Two 40-foot by 80-foot LED videoboards were installed in the north end zones and a 24-foot by 92-foot football videoboard was installed in the south end zone. The stadium possesses over 8,000-square feet of ribbon boards throughout the stadium, while a total of 344 feet of ribbon boards are mounted on the east and west sides of the stadium.

L&N Stadium, which opened in 1998, featured a capacity of 42,000. In 2010, over 10,000 additional chairback seats were added to a second deck on the east side of the stadium in the UPS Flight Deck. The project included 33 new luxury suites on the Stites & Harbison Suite Level and 2,000 premium loge seats were added to the east side.

A 60-foot wide Norton's Terrace was constructed at the top of the south end zone, connecting the east and west sides of the stadium. A part of the previous expansion was the PNC Club, a 20,000-square-foot, glass-enclosed area

that stretches from end zone to end zone at the loge level on the east side of the stadium.

The temperature-controlled club features a full-service bar, concessions, large-screen televisions, lounge seating and tables. It has more than 1,700 outdoor seats under cover with heaters and fans.

In addition to being available during football games, the PNC Club is used for other community and campus events throughout the year.

The newly renovated Angel's Envy Bourbon Club highlights the stadium's west side. The space extends the length of the football field and contains 28 suites. It has served as host to numerous banquets and parties.

The stadium's multi-usage came into play in May of 1999, as the George Strait Country Music Festival invaded L&N Stadium and entertained more than 51,000 concert goers. Kenny Chesney and Sugarland played at L&N Stadium last May. Since 1998, the Cardinals are 113-45 at home and compiled a school record 20-game-home winning streak, which was snapped in 2007.



## Stadium Facts

### Stadium Record

The Cardinals are 113-45 all-time at home.

### Seating Capacity

Built in 1998, stadium capacity is currently at approximately 60,800, including suites.

### Playing Field

Louisville switched from natural grass to Field Turf for the 2003 season and was replaced in 2014 and 2023.

### Card March

Fans are encouraged to meet the team when the Cardinals arrive for Card March, approximately 2:15 prior to kickoff. The team buses will arrive at Denny Crum Overpass and players will unload and walk down the stairs. The players and coaches will make their way through the crowd behind the marching band and cheerleaders before entering the stadium.

## Top L&N Stadium Crowds

1.	58,187	vs. Notre Dame, 9/2/19
2.	55,632	vs. Florida State, 9/17/16
3.	55,588	vs. Clemson, 9/16/17
4.	55,428	vs. Miami, 9/1/14
5.	55,414	vs. Florida State, 10/30/14
6.	55,396	vs. Clemson, 9/17/15
7.	55,386	vs. Kentucky, 9/2/12
8.	55,332	vs. Ohio, 9/1/13
9.	55,327	vs. Kentucky, 9/4/10
10.	55,218	vs. NC State, 10/22/16
11.	55,215	vs. UCF, 10/18/13
12.	55,168	vs. Rutgers, 10/10/13
13.	55,121	vs. Duke, 10/14/16
14.	55,118	vs. Kentucky, 11/29/14
15.	55,106	vs. Cincinnati, 10/15/10

## Home Attendance Averages

1.	2016	6	324,391	54,065
2.	2014	6	317,829	52,972
3.	2013	7	370,396	52,914
4.	2010	7	354,557	50,648
5.	2018	7	351,755	50,251

## Top Road Crowds

1.	95,670	Penn State	1996
2.	94,826	Tennessee	1993
3.	92,084	Tennessee	1987
4.	91,734	Ohio State	1991
5.	89,653	Ohio State	1992
6.	84,476	Florida	1992
7.	83,362	Clemson	2016
8.	82,978	Clemson	2014
9.	80,795	Notre Dame	2014
10.	80,741	Florida State	2000

MEDIA

PREVIEW

TEAM

COACHES

REVIEW

HONORS

PROS

RECORDS

UOFL





## L&amp;N Stadium Records

MEDIA

PREVIEW

TEAM

COACHES

REVIEW

HONORS

PROS

RECORDS

UOFL

## Louisville

<b>Attendance:</b>	58,187	Notre Dame	Sept. 2, 2019	17-35 L
<b>Total Plays:</b>	93	Connecticut	Nov. 24, 2012	20-23 L
	93	Syracuse	Sept. 22, 2007	35-38 L
<b>Total Yards:</b>	779	Houston	Nov. 22, 2003	66-45 W
<b>Rushing Attempts:</b>	55	Connecticut	Nov. 24, 2012	20-23 L
	55	Kentucky	Sept. 3, 2006	59-28 W
<b>Rushing Yards:</b>	445	Houston	Nov. 22, 2003	66-45 W
<b>Rushing Touchdowns:</b>	7	Florida State	Sept. 17, 2016	63-20 W
	7	Florida Atlantic	Oct. 1, 2005	61-10 W
	7	Houston	Nov. 22, 2003	66-45 W
<b>Pass Attempts:</b>	65	Connecticut	Nov. 24, 2012	20-23 L
	65	Syracuse	Sept. 22, 2007	35-38 L
<b>Pass Completions:</b>	45	Syracuse	Sept. 22, 2007	35-38 L
<b>Passing Yards:</b>	555	Syracuse	Sept. 22, 2007	35-38 L
<b>Completion Percentage:</b>	84.6	Kentucky	Sept. 2, 2012	32-14 W
<b>Passing Touchdowns:</b>	8	Charlotte	Sept. 1, 2016	70-14 W
<b>Touchdowns Scored:</b>	10	Charlotte	Sept. 1, 2016	70-14 W
	10	Florida International	Sept. 21, 2013	72-0 W
	10	Murray State	Aug. 30, 2007	73-10 W
	10	Cincinnati	Nov. 27, 2004	70-7 W
<b>Field Goals:</b>	4	North Carolina State	Nov. 19, 2022	25-10W
	4	North Carolina State	Oct. 22, 2016	54-13 W
	4	Connecticut	Oct. 23, 2010	26-0 W
	4	Pittsburgh	Nov. 3, 2005	42-20 W
	4	Virginia	Oct. 9, 2021	33-34 L
<b>Extra Points:</b>	10	Charlotte	Sept. 1, 2016	70-14 W
	10	Murray State	Aug. 30, 2007	73-10 W
	10	Cincinnati	Nov. 27, 2004	70-7 W
<b>Points by Kicking:</b>	18	North Carolina State	Oct. 22, 2016	54-13 W
<b>Fumbles Lost:</b>	4	Kentucky	Sept. 2, 2000	40-34 W
<b>Turnovers:</b>	5	West Virginia	Nov. 22, 2008	21-35 L
	5	Kentucky	Aug. 31, 2008	2-27 L
<b>Penalties:</b>	18	Tulane	Oct. 28, 2000	35-32 W
	18	Connecticut	Sept. 30, 2000	41-22 W
	18	Cincinnati	Oct. 3, 1998	62-19 W
<b>Penalty Yards:</b>	161	Connecticut	Sept. 30, 2000	41-22 W

## Opponent

<b>Total Plays:</b>	97	Tulane	Oct. 28, 2000	35-32 W
<b>Total Yards:</b>	801	Kentucky	Sept. 5, 1998	34-68 L
<b>Rushing Attempts:</b>	68	New Mexico State	Aug. 23, 2001	45-24 W
<b>Rushing Yards:</b>	542	Georgia Tech	Oct. 5, 2018	31-66 L
<b>Rushing Touchdowns:</b>	8	Georgia Tech	Oct. 5, 2018	31-66 L
<b>Pass Attempts:</b>	72	Tulane	Oct. 28, 2000	35-32 W
<b>Pass Completions:</b>	43	Tulane	Oct. 28, 2000	35-32 W
<b>Passing Yards:</b>	571	Kentucky	Sept. 5, 1998	34-68 L
<b>Completion Percentage:</b>	100.0	Virginia Tech	Oct. 31, 2020	35-42 L
<b>Passing Touchdowns:</b>	8	Kentucky	Sept. 5, 1998	34-68 L
<b>Touchdowns Scored:</b>	9	Georgia Tech	Oct. 5, 2018	31-66 L
	9	Kentucky	Sept. 5, 1998	34-68 L
<b>Field Goals:</b>	4	Miami, Fla.	Sept. 19, 2020	34-47 L
	4	Wake Forest	Nov. 12, 2016	44-12 W
	4	Kentucky	Nov. 29, 2014	44-40 W
<b>Extra Points:</b>	9	Georgia Tech	Oct. 5, 2018	31-66 L
<b>Points by Kicking:</b>	17	Miami, Fla.	Sept. 19, 2020	34-47 L
<b>Fumbles Lost:</b>	4	Wake Forest	Oct. 29, 2022	48-21W
	4	Temple	Nov. 3, 2012	45-17 W
	4	New Mexico State	Aug. 23, 2001	45-24 W
<b>Turnovers:</b>	8	Wake Forest	Oct. 29, 2022	48-21W
<b>Penalties:</b>	14	Eastern Kentucky	Sept. 11, 2010	23-13 W
	14	South Florida	Oct. 25, 2008	24-20 W
<b>Penalty Yards:</b>	136	Houston	Oct. 23, 1999	39-33 W



## Louisville

<b>Total Plays:</b>	67	Brian Brohm	Syracuse	Sept. 22, 2007	35-38 L
<b>Total Yards:</b>	549	Brian Brohm	Syracuse	Sept. 22, 2007	35-38 L
<b>Rushing Attempts:</b>	35	Anthony Allen	Middle Tennessee	Sept. 6, 2007	58-42 W
<b>Rushing Yards:</b>	275	Anthony Allen	Middle Tennessee	Sept. 6, 2007	58-42 W
<b>Rushing Touchdowns:</b>	5	Eric Shelton	East Carolina	Oct. 2, 2004	59-7 W
	5	Leroy Collins	Western Kentucky	Oct. 31, 1998	63-34 W
<b>Longest Run:</b>	90	Javian Hawkins	Virginia Tech	Oct. 31, 2020	35-42 L
<b>Pass Attempts:</b>	65	Brian Brohm	Syracuse	Sept. 22, 2007	35-38 L
<b>Pass Completions:</b>	45	Brian Brohm	Syracuse	Sept. 22, 2007	35-38 L
<b>Passing Yards:</b>	555	Brian Brohm	Syracuse	Sept. 22, 2007	35-38 L
<b>Completion Percentage:</b>	90.5	Teddy Bridgewater	Kentucky	Sept. 2, 2012	32-14 W
<b>Passing Touchdowns:</b>	6	Lamar Jackson	Charlotte	Sept. 1, 2016	70-14 W
<b>Longest Pass Completion:</b>	95	Malik Cunningham to Huggins-Bruce	Eastern Kentucky	Sept. 11, 2021	30-3 W
<b>Receptions:</b>	12	Harry Douglas	Syracuse	Sept. 22, 2007	35-38 L
<b>Receiving Yards:</b>	214	DeVante Parker	Florida State	Oct. 30, 2014	31-42 L
<b>Receiving Touchdowns:</b>	4	Lavell Boyd	Houston	Oct. 23, 1999	39-33 W
<b>Touchdowns Scored:</b>	5	Eric Shelton	East Carolina	Oct. 2, 2004	59-7 W
	5	Leroy Collins	Western Kentucky	Oct. 31, 1998	63-34 W
<b>Field Goals:</b>	4	James Turner	North Carolina State	Nov. 19, 2022	25-10 W
	4	Blanton Creque	North Carolina State	Oct. 22, 2016	54-13 W
	4	Chris Philpott	Connecticut	Oct. 23, 2010	26-0 W
	4	Art Carmody	Pittsburgh	Nov. 3, 2005	42-20 W
	4	James Turner	Virginia	Oct. 9, 2021	33-34 L
<b>Extra Points:</b>	10	Art Carmody	Murray State	Aug. 30, 2007	73-10 W
	10	Art Carmody	Cincinnati	Nov. 27, 2004	70-7 W
<b>Points by Kicking:</b>	18	Blanton Creque	North Carolina State	Oct. 22, 2016	54-13 W
<b>Longest Field Goal:</b>	52	Chris Philpott	Rutgers	Oct. 21, 2011	16-14 W
	52	Nate Smith	Alabama-Birmingham	Nov. 23, 2002	41-21 W
<b>Longest Punt:</b>	73	Chris Philpott	West Virginia	Nov. 20, 2010	10-17 L
<b>Longest Punt Return:</b>	74	Doug Beaumont	Connecticut	Oct. 23, 2010	26-0 W
<b>Longest Interception Return:</b>	90	Quincy Riley	Wake Forest	Oct. 29, 2022	48-21 W

## Opponent

<b>Total Plays:</b>	61	Chris Sanders	Chattanooga	Sept. 11, 1999	58-30 W
<b>Total Yards:</b>	498	Tim Couch	Kentucky	Sept. 5, 1998	34-68 L
<b>Rushing Attempts:</b>	39	A.J. Dillon	Boston College	Oct. 14, 2017	42-45 L
<b>Rushing Yards:</b>	272	A.J. Dillon	Boston College	Oct. 14, 2017	42-45 L
<b>Rushing Touchdowns:</b>	4	Will Levis	Kentucky	Nov. 27, 2021	21-52 L
	4	A.J. Dillon	Boston College	Oct. 14, 2017	42-45 L
	4	Pat While	West Virginia	Nov. 2, 2006	44-34 W
<b>Longest Run:</b>	81	Travis Etienne	Clemson	Sept. 16, 2017	21-47 L
<b>Pass Attempts:</b>	54	Patrick Ramsey	Tulane	Oct. 28, 2000	35-32 W
<b>Pass Completions:</b>	35	Maxwell Smith	Kentucky	Sept. 2, 2012	32-14 W
<b>Passing Yards:</b>	498	Tim Couch	Kentucky	Sept. 5, 1998	34-68 L
<b>Completion Percentage:</b>	100.0	Hendon Hooker	Virginia Tech	Oct. 31, 2020	35-42 L
<b>Passing Touchdowns:</b>	7	Tim Couch	Kentucky	Sept. 5, 1998	34-68 L
<b>Longest Pass Completion:</b>	83	Wes Carroll to T.Y. Hilton	Florida International	Sept. 9, 2011	17-24 L
<b>Receptions:</b>	13	Cos DeMatteo	Chattanooga	Sept. 11, 1999	58-30 W
<b>Receiving Yards:</b>	207	Cos DeMatteo	Chattanooga	Sept. 11, 1999	58-30 W
<b>Receiving Touchdowns:</b>	3	Canaan Severin	Virginia	Nov. 14, 2015	38-31 W
	3	Armon Binns	Cincinnati	Oct. 15, 2010	27-35 L
	3	Cos DeMatteo	Chattanooga	Sept. 11, 1999	58-30 W
<b>Touchdowns Scored:</b>	4	A.J. Dillon	Boston College	Oct. 14, 2017	42-45 L
	4	Pat While	West Virginia	Nov. 2, 2006	44-34 W
	4	Will Levis	Kentucky	Nov. 27, 2021	21-52 L
<b>Field Goals:</b>	4	Jose Borregales	Miami, Fla.	Sept. 19, 2020	34-47 L
	4	Mike Weaver	Wake Forest	Nov. 12, 2016	44-12 W
	4	Austin MacGinnis	Kentucky	Nov. 29, 2014	44-40 W
<b>Extra Points:</b>	9	Wesley Wells	Georgia Tech	Oct. 5, 2018	31-66 L
<b>Points by Kicking:</b>	17	Jose Borregales	Miami, Fla.	Sept. 19, 2020	34-47 L
<b>Longest Field Goal:</b>	57	Jose Borregales	Miami, Fla.	Sept. 19, 2020	34-47 L
<b>Longest Punt:</b>	78	Nash Griffin	Virginia	Oct. 26, 2019	28-21 W
<b>Longest Punt Return:</b>	86	Deon Murphy	Kansas State	Sept. 17, 2008	38-29 W
<b>Longest Interception Return:</b>	95	Juanyeh Thomas	Georgia Tech	Oct. 5, 2018	31-66 L

MEDIA

PREVIEW

TEAM

COACHES

REVIEW

HONORS

PROS

RECORDS

UOFL



For many years, during the month of December, college football used that time to recognize the top players in the game. The award names like Heisman, Outland, Thorpe, Groza and Butkus are intertwined into the game as a tribute to the greatest players in the game.

In 2016, the University of Louisville entered the annals when quarterback Lamar Jackson became the first UofL player to have his name engraved on one of the most iconic trophies in the game. The Cardinals' program and the Atlantic Coast Conference provides a national stage on which players can be seen.

Jackson was the youngest player to secure the honor at just 19 years and 337 days old. He continued a recent trend of breakout stars winning the Heisman. He was the sixth player to win the award as either a redshirt freshman or sophomore, all since 2007, joining Johnny Manziel (redshirt freshman), Jameis Winston (redshirt freshman), Mark Ingram (sophomore), Sam Bradford (sophomore), and Tim Tebow (sophomore).

Guiding the nation's top scoring offense, Jackson finished the regular season holding ACC and school records with 51 touchdowns responsible for (30 passing, 21 rushing), rushing yards by a quarterback with 1,538, and rushing touchdowns by a quarterback with 21. He tied an ACC mark with eight touchdowns in the season-opening win over Charlotte, including matching a school mark with six touchdown passes.

Named the ACC Player and Offensive Player of the Year, Jackson shattered Louisville's single-season record for rushing yards in a season, and his eight 100-yard rushing games also broke a school mark.



# 2016 HEISMAN Trophy

MEDIA

PREVIEW

TEAM

COACHES

REVIEW

HONORS

PROS

RECORDS

UOFL



University of Louisville football is a household name due to the overwhelming media attention that hovers around the Cardinals with their affiliation with the ACC and the ESPN networks. Writers and broadcasters representing the nation's most recognized media outlets regularly interact with UofL players and coaches. In 2022, all Louisville games were carried nationally or regionally on the ABC, ESPN family of networks.



# NATIONAL Attention



MEDIA  
PREVIEW  
TEAM  
COACHES  
REVIEW  
HONORS  
PROS  
RECORDS  
UOFL



# NATIONAL

## ★ ★ ★ Awards ★ ★ ★



Lamar Jackson earned the nation's top prize by capturing the 2016 Heisman Trophy — becoming the youngest player in college football history to win the top award.

Gerod Holliman set an NCAA record by recording 14 interceptions to win the 2014 Jim Thorpe Award for the nation's top defensive back.

Elvis Dumervil led the nation with 20.5 sacks to win the 2005 Bronco Nagurski Award.

MEDIA

PREVIEW

TEAM

COACHES

REVIEW

HONORS

PROS

RECORDS

UOFL



MEDIA

PREVIEW

TEAM

COACHES

REVIEW

HONORS

PROS

RECORDS

UOFL



# All AMERICANS

Tutu Atwell ■ Caleb Chandler ■ Lamar Jackson ■ Gerod Holliman  
 Roman Oben ■ Elvis Dumervil ■ Dewayne White





MEDIA

PREVIEW

TEAM

COACHES

REVIEW

HONORS

PROS

RECORDS

UOFL

to the **PROS**

# FILE





MEDIA

PREVIEW

TEAM

COACHES

REVIEW

HONORS

PROS

RECORDS

UOFL

# LINE



# LOUISVILLE GAMEDAY



MEDIA

PREVIEW

TEAM

COACHES

REVIEW

HONORS

PROS

RECORDS

UOFL





MEDIA

PREVIEW

TEAM

COACHES

REVIEW

HONORS

PROS

RECORDS

UOFL



# STRENGTH & Conditioning

MEDIA

PREVIEW

TEAM

COACHES

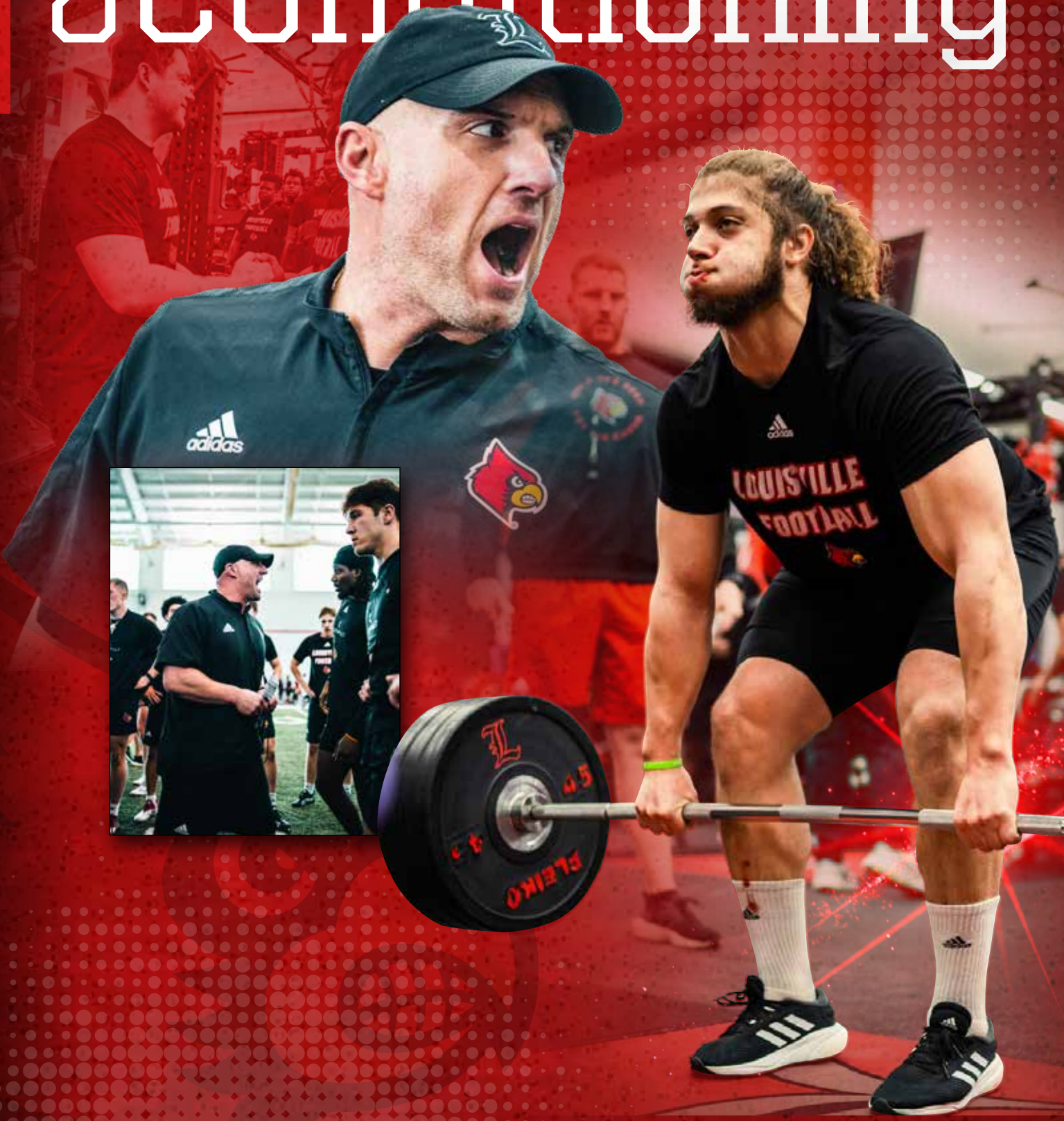
REVIEW

HONORS


PROS

RECORDS

UOFL







MEDIA

PREVIEW

TEAM

COACHES

REVIEW

HONORS

PROS

RECORDS

UOFL



# Bowl Tra

MEDIA

PREVIEW

TEAM

COACHES

REVIEW

HONORS

PROS

RECORDS

UOFL





# dition



MEDIA

PREVIEW

TEAM

COACHES

REVIEW

HONORS

PROS

RECORDS

UOFL





# First-Class







# Facilities



MEDIA

PREVIEW

TEAM

COACHES

REVIEW

HONORS

PROS

RECORDS

UOFL



# Academics

**2** students earned a **4.0** GPA  
(Michael Gonzalez, Josh Lifson)

**59** students made the Athletic Director's  
Honor Roll earning a 3.0 GPA or better  
for the semester

Team GPA for spring was a **2.92**

**10** graduates spring 2023

**21** players will play with their degree  
in the fall

#### 14 Players Named to All-ACC Academic Team:

Chris Bell	Josh Lifson
Yaya Diaby	Ramon Puryear
Brock Domann	T.J. Quinn
Ashton Gillotte	Mason Reiger
Michael Gonzalez	Tawfiq Thomas
Bryan Hudson	Brock Travelstead
Shai Kochav	James Turner

#### The Cardinals will Open the Season with 25 players Who Have Already Earned Their College Degrees:

Harrison Bailey	Jawhar Jordan
Josh Black	Cam Kelly
Jeff Clark	Josh Lifson
Evan Conley	Jermayne Lole
Brock Domann	Vincent Lumia
Storm Duck	Eric Miller
John Paul Flores	Jack Plummer
Gilbert Frierson	Ramon Puryear
Joey Gatewood	Jack Reiger
Isaac Guerendo	Emannual Sowders
Stephen Herron	Brock Travelstead
Allan Houston	Willie Tyler
Bryan Hudson	







MEDIA

PREVIEW

TEAM

COACHES

REVIEW

HONORS

PROS

RECORDS

UOFL



MEDIA

PREVIEW

TEAM

COACHES

REVIEW

HONORS

PROS

RECORDS

UOFL



DEVANTE PARKER

JAIRE ALEXANDER

LAMAR JACKSON



MEKHI BECTON



ERIC WOOD



SHELDON RANKINS



1<sup>ST</sup>

# ROUND SELECTIONS

Year	Rd	Pick	Player	Pos	Age	Team
2020	1	11	Mekhi Becton	OT	21	New York Jets
2018	1	18	Jaire Alexander	CB	21	Green Bay Packers
2018	1	32	Lamar Jackson	QB	21	Baltimore Ravens
2016	1	12	Sheldon Rankins	DT	22	New Orleans Saints
2015	1	14	DeVante Parker	WR	22	Miami Dolphins
2014	1	18	Calvin Pryor	DB	22	New York Jets
2014	1	26	Marcus Smith	LB	22	Philadelphia Eagles
2014	1	32	Teddy Bridgewater	QB	21	Minnesota Vikings
2009	1	28	Eric Wood	C	23	Buffalo Bills
2007	1	10	Amobi Okoye	DT	20	Houston Texans
1994	1	13	Joe Johnson	DE	22	New Orleans Saints
1991	1	25	Ted Washington	NT	23	San Francisco 49ers
1987	1	23	Bruce Armstrong	T	21	New England Patriots
1980	1	19	Otis Wilson	LB	22	Chicago Bears
1964	1	9	Ken Kortas	DT	22	St. Louis Cardinals
1958	1	11	Lenny Lyles	DB	22	Baltimore Colts





# UNIVERSITY OF LOUISVILLE

## About UofL

**F**ounded in 1798 as one of the nation's first city-owned, public universities, the University of Louisville (UofL) is a vital ecosystem that creates thriving futures for students, our community and society.

As one of only 80 universities in the United States to earn recognition by the Carnegie Foundation as both a Research 1 and a Community Engaged university, we are uniquely positioned to impact lives in areas of student success and research and innovation, while our dynamic connection with our local and global communities provides unparalleled opportunities for students and citizens both.

Located just south of the heart of Kentucky's largest city, UofL's Belknap Campus is home to eight of the university's 12 academic schools and colleges: the College of Arts and Sciences, the College of Business, the College of Education and Human Development, the J.B. Speed School of Engineering, the Graduate School, the Brandeis School of Law, the School of Music, and the Kent School of Social Work. The Health Sciences Center is located in downtown Louisville's medical complex and is home to the schools of Medicine, Nursing, Dentistry, and Public Health and Information Sciences, along with University of Louisville Hospital and UofL Health – Jewish Hospital. The UofL Health enterprise includes an additional three hospitals, four medical centers, the Frazier Rehab Institute, Brown Cancer Center and nearly 200 physician practice locations. The ShelbyHurst campus, located in eastern Louisville, is home to several university centers, as well as an office park for business and technology endeavors.

## Redefining Student Success

At UofL, we prepare today's students to be tomorrow's leaders, whatever their passions may be. UofL's more than 23,000 students study in 12 schools and colleges offering undergraduate degrees in more than 50 fields, master's degrees in over 75 areas, and doctoral and professional degrees in more than 35 disciplines. Proudly, UofL is a producer of top scholars, including over 150 Fulbright Scholarships awarded since 2003 – more than all other Kentucky public institutions combined.

A diverse and active student body enriches the educational experience at UofL. As of 2021, students of color represent over 25% of student enrollment. Kentucky residents account for a majority of UofL's student population; however more than 24% of our students are from all other U.S. states and territories and we have a growing population of international students. This dynamic tapestry of perspectives helps our Cardinal Community fuel positive change.

Beyond academics, UofL invests in the whole student, providing support and resources that allow for transformative, purpose-driven and engaged learning. We are committed to ensuring access to higher education for all, including increasing the availability of financial aid for low-income and first-generation college students and providing additional support and resources for underrepresented populations. UofL is recognized among the nation's best institutions for African American, LatinX and LGBTQ+ students. We have also been repeatedly designated a military friendly school. By striving for a more equitable and accessible campus community, UofL aims to change the course of future generations

while preparing students for the careers, workplaces and complex challenges of tomorrow.

## Research and Innovation Powerhouse

At UofL, we don't only push for progress among our students. We also harness the power of innovation to better our community and beyond. The university has centered research around solving three Grand Challenges of our time, aiming to advance health, empower communities and engineer the future economy through discoveries that will build a better world. In 2022, the university received more than \$150 million in total research funding.

Research has long been a cornerstone of UofL, where undergraduates and graduate students work side by side with experts in their fields. The university is a leader in manufacturing and technology, and has earned international acclaim for groundbreaking breakthroughs in medicine, including transplantation, cancer research, cardiac care and spinal cord research. Across our three campuses, faculty and student researchers are aided by leading-edge computer systems and laboratories, focusing on high-demand fields including bioengineering, nanotechnology, additive manufacturing and artificial intelligence.. With the belief it takes only one spark to ignite world-changing innovation, we are not only creating, but applying knowledge that Improves lives.

## Premier Metropolitan University

With an alumni network more than 160,000 strong, the magnitude of Cardinal achievements is felt across the world. At home, the university is one of Louisville's largest employers and contributes significantly to the cultural and intellectual life of the community. The city serves as a classroom for UofL students, who benefit from internships and co-ops with businesses including local startups and global corporations. Access to powerful partnerships with GE, Yum! Brands, UPS, IBM, Adobe, Humana and other top employers improves students' educational experience, giving them the opportunity to apply their knowledge toward real-world projects and issues.

Our students, faculty and staff also engage in service with a purpose, setting out to impact the economic, social and cultural health and well-being of communities while empowering students to make a difference. University members give back by participating in more than 540,000 service hours each year. For more than a decade, UofL's Signature Partnership initiative has worked to enhance historically underserved areas of the city and is recognized as a national model for community engagement.

Through the university's approach to education, innovation and connection Cardinals make impacts that make a difference, shaping a better future for all.



The Louisville area owes its existence to the Falls of the Ohio, the only place where the 981-mile Ohio River flows over bedrock. The falls were really a rapids where the river dropped about 27 feet in three miles, usually blocking passage by boat.

Early explorers recognized the strategic importance of the Falls. George Rogers Clark established the first settlement there in 1778, to use as a base of his invasion of British territory in Southern Illinois and Indiana. Two years later that settlement became Louisville -- named for King Louis XVI of France, who was supporting the American Revolution.

Louisville quickly became a vital transportation center for the young nation. Ports were established above and below the Falls. Passengers and freight moved overland around the rapids. Trails and roads connected the ports to inland settlements in Kentucky and Indiana. The steamboat brought prosperity and growth to the area; by 1850, Louisville was the 10th-largest city in the nation.

In the decades that followed, railroads greatly improved connections with cities throughout the nation, and Louisville became known as the "Gateway to the South." Businesses and industries were attracted by the strong and convenient transportation network and Louisville became an industrial center.

In recent years, the economy of the Louisville area has shifted from a heavy reliance on industry to an increasing emphasis on services, including earning a worldwide reputation as a transportation and distribution center. Once again, location is a key factor. Louisville is located near the center of the eastern half of the contiguous 48 states, with nearly half of the nation's consumer markets within a 500-mile radius. The climate is mild enough that Louisville's airport is rarely closed because of weather.

Climate, location and a good transportation system helped convince United Parcel Service



to establish its national hub in Louisville in the early 1980s. UPS, in turn, is attracting businesses that depend on fast and efficient transportation of their goods to other parts of the nation and throughout the world.

The Kentucky Center for the Arts is one of the nation's premier performing arts facilities, housing three spacious theatres.

### "The Ville" has been labeled as the Best College Sports Town in America

Sports, including UofL athletics, are an important facet of life in the Louisville area. Churchill Downs has hosted three Breeders' Cups and continues its traditional Run For The Roses -- the Kentucky Derby -- the first Saturday each May. The 1996, 2000 and 2014 PGA Championships were staged at Valhalla Golf Course in eastern Jefferson County, which

was also the site of the 2008 Ryder Cup international competition. The Louisville Bats, the triple-A baseball team of the Cincinnati Reds, have drawn over 1 million fans to games in a single season with Slugger Field stationed on the downtown riverfront. Over 140 public parks, 20 public golf courses and 226 public tennis courts also provide outdoor entertainment.

Yet even though Louisville has changed through the years, it still has the flavor and gentleness of a Southern town. The Belle of Louisville steamboat still paddles its way up and down the Ohio River daily, mint juleps are still served under an old oak tree during the hot and muggy summers and fishing in the many lakes and rivers of Louisville and surrounding counties is still a favorite pastime.

Another favorite in Louisville is trying to figure out the correct pronunciation of the city. So if you're a tourist, don't say Louie-ville or Lewis-ville. Natives claim it's Lou-a-vuhl. Either way, Louisville is still the same happy place.

# CITY OF LOUISVILLE



**GAME 1 ■ GEORGIA TECH**

Sept. 1 ■ Atlanta, Ga. ■ Mercedes-Benz Stadium

**Location:** Atlanta, Ga.**Stadium/Capacity:**

Bobby Dodd (55,000)

**Surface:** Artificial Turf**Enrollment:** 39,771**Colors:** Tech Gold & White**Nickname:** Yellow Jackets**Athletics Director:** J Batt**Conference:** Atlantic Coast**2022 Record:** 5-7**2022 Conference Record/Finish:**

4-4 (4th Coastal)

**2022 Bowl:** N/A**Football Contact:** Mike Flynn**Office Phone:** 404-894-5445**Email:** mflynn@athletics.gatech.edu**Website:** ramblinwreck.com**Head Coach:** Brent Kay**Record at Ga. Tech:** 4-4**Overall Record:** same**Letterwinners Returning/Lost:** 42/22**Starters Returning/Lost:** 14/11**2022 Results**

at Ohio	L, 10-41
Rutgers	W, 35-17
UAlbany	L, 0-42
Liberty	L, 10-27
at Florida State	W, 26-21
#19 Wake Forest	W, 23-20 (ot)
Clemson	L, 9-16
at Virginia Tech	L, 16-41
Boston College	W, 28-27
at Louisville	L, 14-35
at #25 NC State	W, 21-17
#20 Pittsburgh	L, 14-37

**2023 Schedule**

Sept. 1	vs. Louisville
Sept. 9	South Carolina State
Sept. 16	at Ole Miss
Sept. 23	at Wake Forest
Sept. 30	Bowling Green
Oct. 7	at Miami (Fla.)
Oct. 21	Boston College
Oct. 28	North Carolina
Nov. 4	at Virginia
Nov. 11	at Clemson
Nov. 18	Syracuse
Nov. 25	Georgia

**GAME 2 ■ MURRAY STATE**

Sept. 7 ■ Louisville, Ky. ■ L&amp;N Stadium

**Location:** Murray, Ky.**Stadium/Capacity:**

Stewart Stadium (16,800)

**Surface:** Field Turf**Enrollment:** 9,456**Colors:** Navy & Gold**Nickname:** Racers**Athletics Director:** Nico Yantko**Conference:** Ohio Valley**2022 Record:** 2-9**2022 Conference Record/Finish:**

1-4 (6th)

**2022 Bowl:** N/A**Football Contact:** Clay Wagoner**Office Phone:** 270-438-8580**Email:** cwagoner2@murraystate.edu**Website:** www.goracers.com**Head Coach:** Dean Hood**Record at Murray State:** 13-16**Overall Record:** 68-54**2022 Results**

at Texas Tech	L, 10-63
Jacksonville State	L, 3-34
at Ball State	L, 0-31
Eastern Illinois	L, 21-35
at Southeastern La.	L, 14-48
UT Martin	L, 16-45
at Austin Peay	L, 17-52
at Lindenwood	L, 18-33
Tennessee State	W, 19-3
Robert Morris	W, 27-9
at Southeast Mo. St.	L, 22-52

**2023 Schedule**

Sept. 2	Presbyterian
Sept. 7	at Louisville
Sept. 16	at Middle Tennessee
Sept. 30	Indiana State
Oct. 7	at South Dakota
Oct. 14	Southern Illinois
Oct. 21	at Missouri State
Oct. 28	at North Dakota State
Nov. 4	North Dakota
Nov. 11	at Illinois State
Nov. 18	Youngstown State

**GAME 3 ■ INDIANA**

Sept. 16 ■ Indianapolis, Ind. ■ Lucas Oil Stadium

**Location:** Bloomington, Ind.**Stadium/Capacity:**

Doak Campbell Stadium/79,560

**Surface:** Natural Grass**Enrollment:** 48,514**Colors:** Cream and Crimson**Nickname:** Hoosiers**Athletics Director:** Scott Dolson**Conference:** Big Ten**2022 Record:** 4-8**2022 Conference Record/Finish:**

2-7 (6th East)

**2022 Bowl:** N/A**Football Contact:** Jeff Keag**Office Phone:** 812-855-6209**Email:** jkeag@indiana.edu**Website:** www.iuhoosiers.com**Head Coach:** Tom Allen**Record at Indiana:** 30-40**Overall Record:** same**Letterwinners Returning/Lost:** 49/41**Starters Returning/Lost:** 6/16**2022 Results**

Illinois	W, 23-20
Idaho	W, 35-22
Western Kentucky	W, 33-30
at Cincinnati	L, 24-45
at Nebraska	L, 21-35
Michigan	L, 10-31
Maryland	L, 33-38
at Rutgers	L, 17-24
Penn State	L, 14-45
at Ohio State	L, 14-56
at Michigan State	W, 39-31
Purdue	L, 16-30

**2023 Schedule**

Sept. 2	Ohio State
Sept. 8	Indiana State
Sept. 16	vs. Louisville
Sept. 23	Akron
Sept. 30	at Maryland
Oct. 14	at Michigan
Oct. 21	Rutgers
Oct. 28	at Penn State
Nov. 4	Wisconsin
Nov. 11	at Illinois
Nov. 18	Michigan State
Nov. 25	at Purdue

**GAME 4 ■ BOSTON COLLEGE**

Sept. 23 ■ Louisville, Ky. ■ L&amp;N Stadium

**Location:** Chestnut Hill, Mass.**Stadium/Capacity:**

Alumni Stadium/44,500

**Surface:** AstroTurf**Enrollment:** 14,513**Colors:** Maroon and Gold**Nickname:** Eagles**Athletics Director:** Blake James**Conference:** Atlantic Coast**2022 Record:** 3-9**2022 Conference Record/Finish:**

2-6 (7th Atlantic)

**2022 Bowl:** N/A**Football Contact:** Brendan Flynn**Office Phone:** 617-552-2004**Email:** flynnhu@bc.edu**Website:** www.bceagles.com**Head Coach:** Jeff Hafley**Record at Boston College:** 15-20**Overall Record:** 15-20**Letterwinners Returning/Lost:** 51/16**Starters Returning/Lost:** 17/10**2022 Results**

Rutgers	L, 21-22
at Virginia Tech	L, 10-27
Maine	W, 38-17
at Florida State	L, 14-44
Louisville	W, 34-33
Clemson	L, 3-31
at Wake Forest	L, 15-43
at Connecticut	L, 3-13
Duke	L, 31-38
at NC State	W, 21-20
at Notre Dame	L, 0-44
Syracuse	L, 23-32

**2023 Schedule**

Sept. 2	Northern Illinois
Sept. 9	Holy Cross
Sept. 16	Florida State
Sept. 23	at Louisville
Sept. 30	Virginia
Oct. 7	at Army
Oct. 21	at Georgia Tech
Oct. 28	Connecticut
Nov. 3	at Syracuse
Nov. 11	Virginia Tech
Nov. 16	at Pittsburgh
Nov. 24	Miami

MEDIA

PREVIEW

TEAM

COACHES

REVIEW

HONORS

PROS

RECORDS

UOFL





## 2023 Opponents

## GAME 5 ■ NC STATE

Sept. 29 ■ Raleigh, N.C. ■ Carter-Finley Stadium

**Location:** Raleigh, N.C.**Stadium/Capacity:**

Carter-Finley Stadium/56,919

**Surface:** Natural Grass**Enrollment:** 36,700**Colors:** Red and White**Nickname:** Wolfpack**Athletics Director:** Boo Corrigan**Conference:** Atlantic Coast**2022 Record:** 8-5**2022 Conference Record/Finish:**

4-4 (t-3rd Atlantic)

**2022 Bowl:** Duke's Mayo Bowl

(L, 12-16 vs. Maryland)

**Football Contact:** Annabelle Myers**Office Phone:** 919-513-3205**Email:** amyers@ncsu.edu**Website:** www.gopack.com**Head Coach:** Dave Doeren**Record at NC State:** 72-54**Overall Record:** 95-58**Letterwinners Returning/Lost:** 38/23**Starters Returning/Lost:** 11/13**2022 Results**

at East Carolina	W 21-20
Charleston Southern	W 55-3
Texas Tech	W 27-14
Connecticut	W, 41-10
at Clemson	L, 20-30
Florida State	W, 19-17
at Syracuse	L, 9-24
Virginia Tech	W, 22-21
Wake Forest	W, 30-21
Boston College	L, 20-21
at Louisville	L, 10-25
at NC State	W, 30-27 (2ot)
vs. Maryland	L, 12-16

**2023 Schedule**

Sept. 2	at Connecticut
Sept. 9	Notre Dame
Sept. 16	VMI
Sept. 22	at Virginia
Sept. 29	Louisville
Oct. 7	Marshall
Oct. 14	at Duke
Oct. 28	Clemson
Nov. 4	Miami
Nov. 11	at Wake Forest
Nov. 18	at Virginia Tech
Nov. 25	North Carolina

## GAME 6 ■ NOTRE DAME

Oct. 7 ■ Louisville, Ky. ■ L&amp;N Stadium

**Location:** South Bend, Ind.**Stadium/Capacity:**

Notre Dame Stadium/77,622

**Surface:** Field Turf**Enrollment:** 12,614**Colors:** Blue and Gold**Nickname:** Fighting Irish**Athletics Director:** Jack Swarbrick**Conference:** Atlantic Coast**2022 Record:** 9-4**2021 Bowl:** Gator Bowl

(W, 45-38 vs. South Carolina)

**Football Contact:** Katy Lonergan**Office Phone:** 574-631-3982**Email:** klonerg2@nd.edu**Website:** www.und.com**Head Coach:** Marcus Freeman**Record at Notre Dame:** 10-4**Overall Record:** 10-4**Letterwinners Returning/Lost:** 37/22**Starters Returning/Lost:** 14/7**2022 Results**

at Ohio State	L, 10-21
Marshall	L, 21-26
California	W, 24-17
at North Carolina	W, 45-32
vs. BYU	W, 28-20
Stanford	L, 14-16
UNLV	L, 44-21
at Syracuse	W, 41-24
Clemson	W, 35-14
vs. Navy	W, 35-32
Boston College	W, 44-0
at Southern California	L, 27-38
vs. South Carolina	W, 45-38

**2023 Schedule**

Aug. 26	vs. Navy
Sept. 2	Tennessee State
Sept. 9	at NC State
Sept. 16	Central Michigan
Sept. 23	Ohio State
Sept. 30	at Duke
Oct. 7	at Louisville
Oct. 14	Southern California
Oct. 28	Pittsburgh
Nov. 4	at Clemson
Nov. 18	Wake Forest
Nov. 25	at Stanford

## GAME 7 ■ PITT

Oct. 14 ■ Pittsburgh, Pa. ■ L&amp;N Stadium

**Location:** Pittsburgh, Pa.**Stadium/Capacity:**

Acrisure Stadium/68,400

**Surface:** Natural Grass**Enrollment:** 34,200**Colors:** Blue and Gold**Nickname:** Panthers**Athletics Director:** Heather Lyke**Conference:** Atlantic Coast**2022 Record:** 9-4**2022 Conference Record/Finish:**

9-4 (t-2nd Coastal)

**2022 Bowl:** Tony the Tiger Sun Bowl

(W, 37-35 vs. UCLA)

**Football Contact:** E.J. Borghetti**Office Phone:** 412-648-8240**Email:** eborghetti@athletics.pitt.edu**Website:**

www.pittsburghpanthers.com

**Head Coach:** Pat Narduzzi**Record at Pittsburgh:** 62-41**Overall Record:** same**Letterwinners Returning/Lost:** 50/28**Starters Returning/Lost:** 13/11**2022 Results**

West Virginia	W, 38-31
Tennessee	L, 27-34 (ot)
at Western Michigan	W, 34-13
Rhode Island	W, 45-24
Georgia Tech	L, 21-26
Virginia Tech	W, 45-29
at Louisville	L, 10-24
at North Carolina	L, 24-42
Syracuse	W, 19-9
at Virginia	W, 37-7
Duke	W, 28-26
at Miami	W, 42-16
vs UCLA	W, 37-35

**2023 Schedule**

Sept. 2	Wofford
Sept. 9	Cincinnati
Sept. 16	at West Virginia
Sept. 23	North Carolina
Sept. 30	at Virginia Tech
Oct. 14	Louisville
Oct. 21	at Wake Forest
Oct. 28	at Notre Dame
Nov. 4	Florida State
Nov. 11	at Syracuse
Nov. 16	Boston College
Nov. 25	at Duke

## GAME 8 ■ DUKE

Oct. 28 ■ Louisville, Ky. ■ L&amp;N Stadium

**Location:** Durham, N.C.**Stadium/Capacity:** Brooks Field

at Wallace Wade Stadium (40,004)

**Surface:** Natural Grass**Enrollment:** 6,994**Colors:** Duke Blue and White**Nickname:** Blue Devils**Athletics Director:** Nina King**Conference:** Atlantic Coast**2022 Record:** 9-4**2022 Conference Record/Finish:**

5-3 (t-2nd Coastal)

**2022 Bowl:** Military Bowl

(W, 30-13 vs. UCF)

**Football Contact:** Kat Castner**Office Phone:** 919-684-8708**Email:** kaitlyn.castner@duke.edu**Website:** www.GoDuke.com**Head Coach:** Mike Elko**Record at Duke:** 9-4**Overall Record:** same**Letterwinners Returning/Lost:** 37/29**Starters Returning/Lost:** 18/7**2022 Results**

Temple	W, 30-0
at Northwestern	W, 31-23
N.C. A&T	W, 49-20
at Kansas	L, 27-35
Virginia	W, 38-17
North Carolina	L, 35-38
at Miami (Fla.)	W, 45-21
at Boston College	W, 38-31
Virginia Tech	W, 24-7
vs Pittsburgh	L, 26-28
Wake Forest	W, 34-31
vs UCF	W, 30-13

**2023 Schedule**

Sept. 4	Clemson
Sept. 9	Lafayette
Sept. 16	Northwestern
Sept. 23	at Connecticut
Sept. 30	Notre Dame
Oct. 14	NC State
Oct. 21	at Florida State
Oct. 28	at Louisville
Nov. 2	Wake Forest
Nov. 11	at North Carolina
Nov. 18	at Virginia
Nov. 25	Pittsburgh

MEDIA

PREVIEW

TEAM

COACHES

REVIEW

HONORS

PROS

RECORDS

UOFL



**GAME 9 ■ VIRGINIA TECH**

Nov. 4 ■ Louisville, Ky. ■ L&amp;N Stadium

**Location:** Blacksburg, Va.**Stadium/Capacity:** Lane Stadium/  
Worsham Field/65,632**Surface:** Natural Grass**Enrollment:** 37,000**Colors:** Chicago Maroon  
& Burnt Orange**Nickname:** Hokies**Athletics Director:** Whit Babcock**Conference:** Atlantic Coast**2022 Record:** 3-8**2022 Conference Record/Finish:**  
1-6 (t-6th Coastal)**2021 Bowl:** N/A**Football Contact:** Travis Wells**Office Phone:** 540-231-9965**Email:** twwells@vt.edu**Website:** www.hokiesports.com**Head Coach:** Brent Pry**Record at Va. Tech:** 3-8**Overall Record:** same**Letterwinners Returning/Lost:** 41/22**Starters Returning/Lost:** 17/9**2022 Results**

at Old Dominion	L, 17-20
Boston College	W, 27-10
Wofford	W, 27-7
West Virginia	L, 10-33
at North Carolina	L, 10-41
at Pittsburgh	L, 29-45
Miami	L, 14-20
at NC State	L, 21-22
Georgia Tech	L, 27-28
at Duke	L, 7-24
at Liberty	W, 23-22

**2023 Schedule**

Sept. 2	Old Dominion
Sept. 9	Purdue
Sept. 16	at Rutgers
Sept. 23	at Marshall
Sept. 30	Pittsburgh
Oct. 7	at Florida State
Oct. 14	Wake Forest
Oct. 26	Syracuse
Nov. 4	at Louisville
Nov. 11	at Boston College
Nov. 18	NC State
Nov. 25	at Virginia

**GAME 10 ■ VIRGINIA**

Nov. 9 ■ Louisville, Ky. ■ L&amp;N Stadium

**Location:** Charlottesville, Va.**Stadium/Capacity:** David A. Harrison  
Field at Scott Stadium/61,500**Surface:** Athletic Turf**Enrollment:** 25,642**Colors:** Orange and Blue**Nickname:** Cavaliers, Wahoos, 'Hoos**Athletics Director:** Carla Williams**Conference:** Atlantic Coast**2022 Record:** 3-7**2022 Conference Record/Finish:**  
1-6 (t-6th Coastal)**2022 Bowl:** N/A**Football Contact:** Scott Fitzgerald**Office Phone:** 434-924-9878**Email:** s.fitzgerald@virginia.edu**Website:** www.virginiaspports.com**Head Coach:** Tony Elliott**Record at Virginia:** 3-7**Overall Record:** same**Letterwinners Returning/Lost:** 40/21**Starters Returning/Lost:** 11/11**2022 Results**

Richmond	W, 34-17
at Illinois	L, 3-24
Old Dominion	W, 16-14
at Syracuse	L, 20-22
at Duke	L, 17-38
Louisville	L, 17-34
at Georgia Tech	W, 16-9
Miami	L, 12-14 (4ot)
North Carolina	L, 28-31
Pittsburgh	L, 7-37

**2023 Schedule**

Sept. 2	vs. Tennessee
Sept. 9	James Madison
Sept. 15	at Maryland
Sept. 22	NC State
Sept. 30	Boston College
Oct. 7	William & Mary
Oct. 21	at North Carolina
Oct. 28	at Miami
Nov. 4	Georgia Tech
Nov. 9	at Louisville
Nov. 18	Duke
Nov. 25	Virginia Tech

**GAME 11 ■ MIAMI**

Nov. 18 ■ Coral Gables, Fla. ■ Hard Rock Stadium

**Location:** Coral Gables, Fla.**Stadium/Capacity:**  
Hard Rock Stadium/64,767**Surface:** Natural Grass**Enrollment:** 19,397**Colors:** Orange, Green and White**Nickname:** Hurricanes**Athletics Director:** Dan Radakovich**Conference:** Atlantic Coast**2022 Record:** 5-7**2022 Conference Record/Finish:**  
3-5 (5th Coastal)**2022 Bowl:** N/A**Football Contact:** Camron Ghorbi**Office Phone:** 305-284-3230**Email:** c.ghorbi@miami.edu**Website:** www.miamihurricanes.com/**Head Coach:** Mario Cristobal**Record at Miami:** 5-7**Overall Record:** 67-67**Letterwinners Returning/Lost:** 36/27**Starters Returning/Lost:** 15/7**2022 Results**

Bethune-Cookman	W, 70-13
Southern Miss	W, 30-7
at Texas A&M	L, 17-9
Middle Tennessee St.	L, 45-31
North Carolina	27-24
at Virginia Tech	W, 20-14
Duke	L, 21-45
at Virginia	W, 14-12 (4ot)
Florida State	L, 45-3
at Georgia Tech	W, 35-14
at Clemson	L, 40-10
Pittsburgh	L, 42-16

**2023 Schedule**

Sept. 1	Miami (Ohio)
Sept. 9	Texas A&M
Sept. 14	Bethune-Cookman
Sept. 23	at Temple
Oct. 7	Georgia Tech
Oct. 14	at North Carolina
Oct. 21	Clemson
Oct. 28	Virginia
Nov. 4	at NC State
Nov. 11	at Florida State
Nov. 18	Louisville
Nov. 24	at Boston College

**GAME 12 ■ KENTUCKY**

Nov. 25 ■ Louisville, Ky. ■ L&amp;N Stadium

**Location:** Lexington, Ky.**Stadium/Capacity:**  
Kroger Field/61,000**Surface:** Synthetic Turf**Enrollment:** 32,710**Colors:** Blue and White**Nickname:** Wildcats**Athletics Director:** Mitch Barnhart**Conference:** SEC**2022 Record:** 7-6**2022 Conference Record/Finish:**  
3-5 (4th Eastern)**2022 Bowl:** Music City Bowl  
(L, 21-0 vs. Iowa)**Football Contact:** Susan Lax**Office Phone:** 859-257-3838**Email:** slax@uky.edu**Website:** www.ukathletics.com**Head Coach:** Mark Stoops**Record at Kentucky:** 66-59**Overall Record:** same**Letterwinners Returning/Lost:** 36/25**Starters Returning/Lost:** 16/13**2022 Results**

Miami (Ohio)	W, 37-13
at Florida	W, 26-16
Youngstown State	W, 31-0
Northern Illinois	W, 31-23
at Ole Miss	L, 19-22
South Carolina	L, 14-24
Mississippi State	W, 27-17
at Tennessee	L, 6-44
at Missouri	W, 21-17
Vanderbilt	L, 21-24
Georgia	L, 6-16
Louisville	W, 26-13
vs. Iowa	L, 0-21

**2023 Schedule**

Sept. 2	Ball State
Sept. 9	Eastern Kentucky
Sept. 16	Akron
Sept. 23	at Vanderbilt
Sept. 30	Florida
Oct. 7	at Georgia
Oct. 14	Missouri
Oct. 28	Tennessee
Nov. 4	at Mississippi State
Nov. 11	Alabama
Nov. 18	at South Carolina
Nov. 25	at Louisville

MEDIA

PREVIEW

TEAM

COACHES

REVIEW

HONORS

PROS

RECORDS

UOFL





## All-Time Series Records

MEDIA

PREVIEW

TEAM

COACHES

REVIEW

HONORS

PROS

RECORDS

UOFL

Opponent	First	Last	W	L	T
Air Force	2021	2021	0	1	0
Akron	1948	1987	3	0	0
Alabama	1976	2018	1	3	0
Alfred Holbrook	1936	1940	3	0	0
Arizona State	1992	1994	2	1	0
Arkansas State	2009	2010	2	0	0
Army	1983	2004	6	3	0
Auburn	1974	2015	0	2	0
Baldwin-Wallace	1936	1936	0	1	0
Baylor	1996	1996	0	1	0
Bethel	1913	1922	1	1	1
Boise State	1999	2004	1	1	0
Boston College	1986	2022	8	7	0
Boston Univeristy	1951	1978	2	1	0
Bradley	1948	1960	4	0	0
Brigham Young	2001	2001	1	0	0
Buffalo	1948	1950	1	1	0
Butler	1913	1935	2	2	0
Catawba	1948	1949	2	0	0
Centenary	1922	1927	0	2	0
Central Florida	1985	2022	3	1	0
Central Michigan	1957	1958	2	0	0
Centre	1912	1954	3	11	3
Charlotte	2016	2016	1	0	0
Cincinnati	1929	2022	23	30	1
Clemson	2014	2022	0	8	0
Colorado State	2000	2002	1	2	0
Connecticut	2000	2013	6	4	0
Cumberland	1913	1914	1	1	0
Davis & Elkins	1927	1927	0	1	0
Dayton	1952	1977	13	12	0
DePaul	1930	1931	0	2	0
DePauw	1941	1947	1	2	0
Detroit	1928	1928	0	1	0
Drake	1958	1979	10	5	1
Duke	2002	2021	3	0	0
Duquesne	1950	1950	0	1	0
Earlham	1929	1930	2	0	0
East Carolina	1965	2004	6	4	0
Eastern Kentucky	1927	2021	20	8	1
Eastern Michigan	1999	1999	1	0	0
Evansville	1925	1957	13	1	0
FIU	2011	2014	3	1	0
Florida	1980	2013	1	2	0
Florida Atlantic	2005	2005	1	0	0
Florida Southern	1926	1926	1	0	0
Florida State	1952	2022	6	17	0
Franklin	1915	1923	0	4	0
Furman	1973	1973	1	0	0
Georgetown (Ky.)	1916	1946	7	10	0
Georgia	2014	2014	0	1	0
Georgia Tech	2018	2020	0	2	0

Opponent	First	Last	W	L	T
Grambling	2000	2000	1	0	0
Hanover	1912	1941	8	4	1
Houston	1950	2016	8	9	0
Illinois	1986	2001	2	3	0
Indiana	1985	1986	0	2	0
Indiana State	1939	2018	7	3	1
James Madison	2022	2022	1	0	0
Kansas	1980	1990	3	0	0
Kansas State	2006	2008	2	0	0
Kent State	1956	2017	9	9	0
Kentucky	1912	2022	15	19	0
Kentucky Wesleyan	1921	1926	4	0	1
King	1924	1924	0	1	0
LSU	2016	2016	0	1	0
Long Beach State	1970	1981	1	0	1
Long Island	1940	1940	0	1	0
Louisiana Tech	1977	1977	0	1	0
Marshall	1921	2016	17	12	0
Maryland	1978	1995	1	3	0
Memphis	1948	2013	24	19	0
Miami (Fla.)	1933	2020	3	11	1
Miami (OH)	2003	2003	0	1	0
Michigan State	1993	1996	2	1	0
Middle Tennessee	2006	2008	3	0	0
Mississippi State	1973	2019	3	3	0
Mississippi	2021	2021	0	1	0
Missouri	1981	1981	0	1	0
Missouri State	2012	2012	1	0	0
Moore's Hill	1913	1913	1	0	0
Morehead State	1932	1957	5	3	0
Murray State	1927	2017	14	6	0
Navy	1993	1994	2	0	0
New Mexico State	2001	2001	1	0	0
North Carolina	1988	2017	5	3	0
NC State	1951	2022	8	4	0
North Texas	1958	1995	7	10	0
NE Louisiana	1975	1995	2	2	0
Northern Illinois	1977	1996	3	0	0
Northwestern State	1978	1978	1	0	0
Notre Dame	2014	2020	1	2	0
Oakland City	1932	1932	0	1	0
Ogden	1926	1926	1	0	0
Ohio	1956	2013	3	2	0
Ohio State	1991	1992	0	2	0
Oklahoma	1997	1999	0	2	0
Oklahoma State	1981	1982	1	1	0
Oregon State	2005	2010	1	1	0
Penn State	1996	1997	0	2	0
Pittsburgh	1976	2022	9	10	0
Purdue	1987	2017	1	0	1
Richmond	1982	1982	1	0	0
Rio Grande	1941	1942	2	0	0

Opponent	First	Last	W	L	T
Rose Poly	1914	1926	6	1	0
Rutgers	1976	2013	6	7	0
Saint Louis	1928	1928	0	1	0
Samford	2015	2015	1	0	0
San Jose State	1990	1993	1	0	1
South Dakota State	1978	1978	1	0	0
South Florida	2003	2022	7	5	0
SE Louisiana	1947	1947	1	0	0
Southern Illinois	1963	1972	7	3	0
SMU	1983	1984	0	2	0
Southern Miss	1949	2012	11	18	1
St. Bonaventure	1951	1951	0	1	0
St. Francis (Pa.)	1950	1950	1	0	0
St. Joseph's (Ind.)	1937	1949	5	2	1
Syracuse	1985	2022	13	8	0
Tampa	1971	1972	2	0	0
TCU	2001	2004	1	3	0
Temple	1980	2013	4	3	0
Tennessee	1914	1993	0	5	0
Tennessee-Chatt.	1915	1999	4	4	0
Tennessee State	1981	1984	0	2	0
Tennessee Tech	1960	2008	2	1	0
Texas	1993	1994	1	1	0
Texas A&M	1992	2015	1	3	0
Texas-El Paso	2003	2003	1	0	0
Toledo	1925	1981	5	3	0
Transylvania	1912	1941	7	12	0
Tulane	1986	2004	9	2	0
Tulsa	1962	1994	12	14	0
UAB	1999	2002	3	0	0
Union (Ky.)	1932	1936	1	4	0
Union (Tenn.)	1923	1946	2	2	0
Utah	1997	2009	0	4	0
Vanderbilt	1941	1974	0	2	1
Virginia	1988	2022	6	5	0
Virginia Tech	1979	2020	2	6	0
Wabash	1914	1915	0	2	0
Wake Forest	2007	2022	7	3	0
Washington (Mo.)	1947	1950	3	1	0
Washington (Tenn.)	1913	1913	1	0	0
Washington & Lee	1950	1951	1	1	0
Wayne State	1937	1955	4	2	0
West Texas State	1973	1975	2	1	0
West Virginia	1984	2011	3	10	0
Western Carolina	2001	2001	1	0	0
Western Kentucky	1922	2020	22	12	0
Western Michigan	1962	1965	2	2	0
Wichita State	1962	1978	13	4	0
William & Mary	1977	1978	1	1	0
Wittenberg	1946	1947	2	0	0
Wyoming	1988	1995	1	3	0
Xavier	1926	1962	0	13	0



**Thursday, Aug. 31**

Elon at Wake Forest

**Friday, Sept. 1**

Chick-fil-A Kickoff Game  
 Louisville at Georgia Tech (Atlanta, Ga.)  
 Miami (OH) at Miami

**Saturday, Sept. 2**

Northern Illinois at Boston College  
 Duke's Mayo Classic (Charlotte, N.C.)  
 North Carolina vs. South Carolina  
 NC State at UConn  
 Wofford at Pitt  
 Colgate at Syracuse  
 Virginia at Tennessee (Nashville, Tenn.)  
 Old Dominion at Virginia Tech

**Sunday, Sept. 3**

Camping World Kickoff  
 LSU vs. Florida State (Orlando, Fla.)

**Monday, Sept. 4**

Clemson at Duke

**Thursday, Sept. 7**

Murray State at Louisville

**Saturday, Sept. 9**

Holy Cross at Boston College  
 Charleston Southern at Clemson  
 Lafayette at Duke  
 Southern Miss at Florida State  
 South Carolina State at Georgia Tech  
 Texas A&M at Miami  
 App State at North Carolina  
 Notre Dame at NC State  
 Cincinnati at Pitt  
 Western Michigan at Syracuse  
 James Madison at Virginia  
 Purdue at Virginia Tech  
 Vanderbilt at Wake Forest

**Thursday, Sept. 14**

Bethune-Cookman at Miami

**Friday, Sept. 15**

Virginia at Maryland

**Saturday, Sept. 16**

Florida State at Boston College  
 Florida Atlantic at Clemson  
 Northwestern at Duke  
 Georgia Tech at Ole Miss  
 Louisville at Indiana  
 Minnesota at North Carolina  
 VMI at NC State  
 Pitt at West Virginia  
 Syracuse at Purdue  
 Virginia Tech at Rutgers  
 Wake Forest at Old Dominion

**Friday, Sept. 22**

NC State at Virginia

**Saturday, Sept. 23**

Boston College at Louisville  
 Florida State at Clemson  
 Duke at UConn  
 Georgia Tech at Wake Forest  
 Miami at Temple  
 North Carolina at Pitt  
 Army at Syracuse  
 Virginia Tech at Marshall

**Friday, Sept. 29**

Louisville at NC State

**Saturday, Sept. 30**

Virginia at Boston College  
 Clemson at Syracuse  
 Notre Dame at Duke  
 Bowling Green at Georgia Tech  
 Pitt at Virginia Tech  
**Open:** Florida State, Miami, North Carolina,  
 Wake Forest

**Saturday, Oct. 7**

Boston College at Army  
 Wake Forest at Clemson  
 Virginia Tech at Florida State  
 Georgia Tech at Miami  
 Notre Dame at Louisville  
 Syracuse at North Carolina  
 Marshall at NC State  
 William & Mary at Virginia  
**Open:** Duke, Pitt

**Saturday, Oct. 14**

NC State at Duke  
 Syracuse at Florida State  
 Louisville at Pitt  
 Miami at North Carolina  
 Wake Forest at Virginia Tech  
**Open:** Boston College, Clemson,  
 Georgia Tech, Virginia

**Saturday, Oct. 21**

Boston College at Georgia Tech  
 Clemson at Miami  
 Duke at Florida State  
 Virginia at North Carolina  
 Pitt at Wake Forest  
**Open:** Louisville, NC State, Syracuse,  
 Virginia Tech

**Thursday, Oct. 26**

Syracuse at Virginia Tech

**Saturday, Oct. 28**

UConn at Boston College  
 Clemson at NC State  
 Duke at Louisville  
 Florida State at Wake Forest

North Carolina at Georgia Tech  
 Virginia at Miami  
 Pitt at Notre Dame

**Thursday, Nov. 2**

Wake Forest at Duke

**Friday, Nov. 3**

Boston College at Syracuse

**Saturday, Nov. 4**

Notre Dame at Clemson  
 Florida State at Pitt  
 Georgia Tech at Virginia  
 Virginia Tech at Louisville  
 Miami at NC State  
 Campbell at North Carolina

**Thursday, Nov. 9**

Virginia at Louisville

**Saturday, Nov. 11**

Virginia Tech at Boston College  
 Georgia Tech at Clemson  
 Duke at North Carolina  
 Miami at Florida State  
 NC State at Wake Forest  
 Pitt at Syracuse (The Bronx, N.Y.)

**Thursday, Nov. 16**

Boston College at Pitt

**Saturday, Nov. 18**

North Carolina at Clemson  
 Duke at Virginia  
 North Alabama at Florida State  
 Syracuse at Georgia Tech  
 Louisville at Miami  
 NC State at Virginia Tech  
 Wake Forest at Notre Dame

**Friday, Nov. 24**

Miami at Boston College

**Saturday, Nov. 25**

Clemson at South Carolina  
 Pitt at Duke  
 Florida State at Florida  
 Georgia at Georgia Tech  
 Kentucky at Louisville  
 North Carolina at NC State  
 Wake Forest at Syracuse  
 Virginia Tech at Virginia

**Saturday, Dec. 2**

**ACC Football Championship Game**  
 Bank of America Stadium  
 Charlotte, N.C.

MEDIA

PREVIEW

TEAM

COACHES

REVIEW

HONORS

PROS

RECORDS

UOFL





# Louisville Versus FBS Conferences

## American Athletic Conference

	Games	W	L	T	Pct.
Central Florida	4	3	1	0	.750
Cincinnati	54	23	30	1	.435
Connecticut	10	6	4	0	.600
East Carolina	10	6	4	0	.600
Houston	17	8	9	0	.471
Memphis	43	24	19	0	.558
Navy	2	2	0	0	1.000
South Florida	12	7	5	0	.583
SMU	2	0	2	0	.000
Temple	7	4	3	0	.571
Tulane	11	9	2	0	.818
Tulsa	26	12	14	0	.462
<b>Total</b>	<b>198</b>	<b>104</b>	<b>93</b>	<b>1</b>	<b>.528</b>

## Atlantic Coast Conference

	Games	W	L	T	Pct.
Boston College	15	8	7	0	.533
Clemson	8	0	8	0	.000
Duke	3	3	0	0	1.000
Florida State	23	6	17	0	.261
Georgia Tech	2	0	2	0	.000
Miami, Fla.	15	3	11	1	.233
North Carolina	8	5	3	0	.625
NC State	12	8	4	0	.667
Pittsburgh	19	9	10	0	.474
Syracuse	21	13	8	0	.619
Virginia	11	6	5	0	.545
Virginia Tech	8	2	6	0	.250
Wake Forest	10	7	3	0	.700
<b>Total</b>	<b>155</b>	<b>70</b>	<b>84</b>	<b>1</b>	<b>.455</b>

## Big 12 Conference

	Games	W	L	T	Pct.
Baylor	1	0	1	0	.000
Kansas	3	3	0	0	1.000
Kansas State	2	2	0	0	1.000
Oklahoma	2	0	2	0	.000
Oklahoma State	2	1	1	0	.500
Texas	2	1	1	0	.500
Texas Christian	4	1	3	0	.250
West Virginia	13	3	10	0	.231
<b>Total</b>	<b>29</b>	<b>11</b>	<b>18</b>	<b>0</b>	<b>.379</b>

## Big Ten Conference

	Games	W	L	T	Pct.
Illinois	5	2	3	0	.400
Indiana	2	0	2	0	.000
Maryland	4	1	3	0	.250
Michigan State	3	2	1	0	.667
Ohio State	2	0	2	0	.000
Penn State	2	0	2	0	.000
Purdue	2	1	0	1	.750
Rutgers	13	6	7	0	.462
<b>Total</b>	<b>32</b>	<b>11</b>	<b>20</b>	<b>1</b>	<b>.359</b>

## Colonial Athletic Association

	Games	W	L	T	Pct.
Richmond	1	1	0	0	1.000
William & Mary	2	1	1	0	.500
<b>Total</b>	<b>3</b>	<b>2</b>	<b>1</b>	<b>0</b>	<b>.667</b>

## Conference USA

	Games	W	L	T	Pct.
UAB	3	3	0	0	1.000
Charlotte	1	1	0	0	1.000
Florida Atlantic	1	1	0	0	1.000
FIU	4	3	1	0	.750

Louisiana Tech	1	0	1	0	.000
Marshall	29	17	12	0	.586
Middle Tennessee	3	3	0	0	1.000
North Texas	17	7	10	0	.412
Southern Miss	30	11	18	1	.383
UTEP	1	1	0	0	1.000
WKU	34	22	12	0	.636
<b>Total</b>	<b>124</b>	<b>69</b>	<b>54</b>	<b>1</b>	<b>.560</b>

## FBS Independents

	Games	W	L	T	Pct.
Army	9	6	3	0	.667
Brigham Young	1	1	0	0	1.000
New Mexico State	1	1	0	0	1.000
Notre Dame	3	1	2	0	.333
<b>Total</b>	<b>14</b>	<b>9</b>	<b>5</b>	<b>0</b>	<b>.643</b>

## Mid-American Conference

	Games	W	L	T	Pct.
Akron	3	3	0	0	1.000
Buffalo	2	1	1	0	.500
Central Michigan	2	2	0	0	1.000
Eastern Michigan	1	1	0	0	1.000
Kent State	18	9	9	0	.500
Miami, Ohio	1	0	1	0	.000
Northern Illinois	3	3	0	0	1.000
Ohio	5	3	2	0	.600
Toledo	8	5	3	0	.625
Western Michigan	4	2	2	0	.500
<b>Total</b>	<b>47</b>	<b>29</b>	<b>18</b>	<b>0</b>	<b>.617</b>

## Missouri Valley Football Conference

	Games	W	L	T	Pct.
Indiana State	11	7	3	1	.682
Missouri State	1	1	0	0	1.000
South Dakota State	1	1	0	0	1.000
Southern Illinois	10	7	3	0	.700
<b>Total</b>	<b>23</b>	<b>16</b>	<b>6</b>	<b>1</b>	<b>.717</b>

## Mountain West Conference

	Games	W	L	T	Pct.
Air Force	1	0	1	0	.000
Boise State	2	1	1	0	.500
Colorado State	3	1	2	0	.333
San Jose State	2	1	0	1	.750
Wyoming	4	1	3	0	.250
<b>Total</b>	<b>12</b>	<b>4</b>	<b>7</b>	<b>1</b>	<b>.375</b>

## Northeast Conference

	Games	W	L	T	Pct.
Duquesne	1	0	1	0	.000
Saint Francis, Pa.	1	1	0	0	1.000
<b>Total</b>	<b>2</b>	<b>1</b>	<b>1</b>	<b>0</b>	<b>.500</b>

## Ohio Valley Conference

	Games	W	L	T	Pct.
#Eastern Kentucky	28	19	8	1	.696
Murray State	20	14	6	0	.700
Tennessee State	2	0	2	0	.000
Tennessee Tech	3	2	1	0	.667
<b>Total</b>	<b>53</b>	<b>35</b>	<b>17</b>	<b>1</b>	<b>.669</b>

#Reflects one win forfeited by Louisville per SIAA ruling. Louisville's unadjusted record is 19-7-1. Points reflect actual points scored.

## PAC-12 Conference

	Games	W	L	T	Pct.
Arizona State	3	2	1	0	.667
Oregon State	2	1	1	0	.500
Utah	4	0	4	0	.000
<b>Total</b>	<b>9</b>	<b>3</b>	<b>6</b>	<b>0</b>	<b>.333</b>

## Pioneer Football League

	Games	W	L	T	Pct.
Butler	4	2	2	0	.500
Dayton	25	13	12	0	.520
Drake	16	10	5	1	.656
Morehead State	8	5	3	0	.625
<b>Total</b>	<b>53</b>	<b>30</b>	<b>22</b>	<b>1</b>	<b>.575</b>

## Southeastern Conference

	Games	W	L	T	Pct.
Alabama	4	1	3	0	.250
Auburn	2	0	2	0	.000
Florida	3	1	2	0	.333
Georgia	1	0	1	0	.000
Kentucky	34	15	19	0	.441
LSU	1	0	1	0	.000
Mississippi	1	0	1	0	.000
#Mississippi State	6	3	3	0	.500
Missouri	1	0	1	0	.000
Tennessee	5	0	5	0	.000
Texas A&M	4	1	3	0	.250
Vanderbilt	3	0	2	1	.167
<b>Total</b>	<b>64</b>	<b>21</b>	<b>42</b>	<b>1</b>	<b>.336</b>

#Reflects two wins forfeited by Mississippi State per NCAA ruling. Louisville's unadjusted record is 0-5. Points reflect actual points scored.

## Southern Conference

	Games	W	L	T	Pct.
Chattanooga	8	4	4	0	.500
Furman	1	1	0	0	1.000
Samford	1	1	0	0	1.000
Western Carolina	1	1	0	0	1.000
<b>Total</b>	<b>11</b>	<b>7</b>	<b>4</b>	<b>0</b>	<b>.636</b>

## Southland Conference

	Games	W	L	T	Pct.
#N*Western State	1	1	0	0	1.000
%SE Louisiana	1	1	0	0	1.000
<b>Total</b>	<b>2</b>	<b>2</b>	<b>0</b>	<b>0</b>	<b>1.000</b>

#Referred to as Northwest Louisiana throughout this book, as it was called when it played Louisville.

%Referred to as Southeast Louisiana throughout this book, as it was called when it played Louisville.

## Southwestern Athletic Conference

	Games	W	L	T	Pct.
Grambling	1	1	0	0	1.000
<b>Total</b>	<b>1</b>	<b>1</b>	<b>0</b>	<b>0</b>	<b>1.000</b>

## Sun Belt Conference

	Games	W	L	T	Pct.
Arkansas State	2	2	0	0	1.000
#La.-Monroe	4	2	2	0	.500
<b>Total</b>	<b>6</b>	<b>4</b>	<b>2</b>	<b>0</b>	<b>.667</b>

#Referred to as Northeast Louisiana throughout this book, as it was called when it played Louisville.



# All-Time Scores vs. Opponents



**Air Force** [0-1-0]  
**Home:** 0-0 ■ **Away:** 0-0 ■ **Neutral:** 0-1  
 Dec. 28, 2021 (N).....28.....31

**Akron** [3-0-0]  
**Home:** 2-0 ■ **Away:** 1-0  
 Oct. 16, 1948(A).....13.....0  
 Oct. 15, 1949 (H).....62.....6  
 Oct. 24, 1987 (H).....31.....10

**Alabama** [1-3-0]  
**Home:** 0-0 ■ **Away:** 0-2 ■ **Neutral:** 1-1  
 Oct. 23, 1976 (A).....3.....24  
 Oct. 22, 1977 (A).....6.....55  
 Jan. 1, 1991 (N).....34.....7  
 Sept. 1, 2018 (N).....14.....51

**UAB** [3-0-0]  
**Home:** 2-0 ■ **Away:** 1-0  
 Oct. 30, 1999 (H).....23.....14  
 Oct. 7, 2000 (A).....38.....17  
 Nov. 23, 2002 (H).....41.....21

**Arizona State** [2-1-0]  
**Home:** 1-0 ■ **Away:** 1-1  
 Sept. 19, 1992 (A).....0.....19  
 Sept. 18, 1993 (H).....35.....17  
 Sept. 17, 1994 (A).....25.....22

**Arkansas State** [2-0-0]  
**Home:** 1-0 ■ **Away:** 1-0  
 Oct. 31, 2009 (H).....21.....13  
 Oct. 2, 2010 (A).....34.....24

**Army** [6-3-0]  
**Home:** 4-1 ■ **Away:** 2-2  
 Sept. 17, 1983 (H).....31.....7  
 Oct. 19, 1991 (H).....12.....37  
 Oct. 15, 1994 (A).....29.....30  
 Nov. 21, 1998 (H).....35.....23  
 Oct. 7, 1999 (A) (2OT).....52.....59  
 Nov. 11, 2000 (H).....38.....17  
 Sept. 21, 2002 (A).....45.....14  
 Oct. 11, 2003 (H).....34.....10  
 Sept. 11, 2004 (A).....52.....21

**Auburn** [0-2-0]  
**Home:** 0-0 ■ **Away:** 0-1 ■ **Neutral:** 0-1  
 Sept. 14, 1974 (A).....3.....16  
 Sept. 5, 2015 (N).....24.....31

**Baldwin-Wallace** [0-1-0]  
**Home:** 0-1 ■ **Away:** 0-0  
 Nov. 21, 1936 (H).....0.....67

**Baylor** [0-1-0]  
**Home:** 0-1 ■ **Away:** 0-0  
 Sept. 14, 1996 (H).....13.....14

**Boise State** [1-1-0]  
**Home:** 0-0 ■ **Away:** 0-1 ■ **Neutral:** 1-0  
 Dec. 30, 1999 (A).....31.....34  
 Dec. 31, 2004 (N).....44.....40

**Boston College** [8-7-0]  
**Home:** 5-2 ■ **Away:** 3-5  
 Oct. 18, 1986 (A).....7.....41  
 Nov. 18, 1989 (A).....36.....22  
 Nov. 10, 1990 (H).....17.....10  
 Oct. 12, 1991 (A).....3.....33  
 Nov. 3, 1994 (H).....14.....35  
 Sept. 26, 1998 (H).....52.....28  
 Nov. 8, 2014 (A).....38.....19  
 Oct. 24, 2015 (H).....17.....14  
 Nov. 5, 2016 (A).....52.....7  
 Oct. 14, 2017 (H).....42.....45  
 Oct. 13, 2018 (A).....20.....38  
 Oct. 5, 2019 (H).....41.....39  
 Nov. 28, 2020 (A).....27.....34  
 Oct. 23, 2021 (H).....28.....14  
 Oct. 1, 2022 (A).....33.....34

**Boston University** [2-1-0]  
**Home:** 2-1 ■ **Away:** 0-0  
 Oct. 5, 1951 (H).....7.....39  
 Nov. 20, 1976 (H).....16.....7  
 Oct. 21, 1978 (H).....35.....7

**Bradley** [4-0-0]  
**Home:** 2-0 ■ **Away:** 2-0  
 Nov. 20, 1948 (H).....31.....14  
 Oct. 29, 1949 (A).....35.....12  
 Oct. 3, 1959 (A).....28.....8  
 Sept. 30, 1960 (H).....40.....6

**Buffalo** [1-1-0]  
**Home:** 1-1 ■ **Away:** 0-0  
 Oct. 30, 1948 (H).....19.....48  
 Sept. 30, 1950 (H).....48.....19

**Butler** [2-2-0]  
**Home:** 2-0 ■ **Away:** 0-2  
 Nov. 1, 1913 (H).....20.....0  
 Oct. 28, 1916 (H).....19.....7  
 Oct. 16, 1931 (A).....6.....61  
 Sept. 28, 1935 (A).....0.....29

**BYU** [1-0-0]  
**Home:** 0-0 ■ **Away:** 0-0 ■ **Neutral:** 1-0  
 Dec. 31, 2001 (N).....28.....10

**Central Florida** [3-1-0]  
**Home:** 2-1 ■ **Away:** 1-0  
 Nov. 2, 1985 (H).....42.....21  
 Oct. 18, 2013 (H).....35.....38  
 Sept. 17, 2021 (H).....42.....35  
 Sept. 9, 2022 (A).....20.....14

**Central Michigan** [2-0-0]  
**Home:** 1-0 ■ **Away:** 1-0  
 Oct. 26, 1957 (H).....40.....0  
 Oct. 25, 1958 (A).....40.....7

**Charlotte** [1-0-0]  
**Home:** 1-0 ■ **Away:** 0-0  
 Sept. 1, 2016 (H).....70.....14

**Cincinnati** [22-30-1]  
**Home:** 10-13-1 ■ **Away:** 12-17 ■ **Neutral:** 1-0  
 Oct. 2, 1929 (H).....0.....7  
 Sept. 24, 1938 (A).....0.....19  
 Sept. 28, 1940 (A).....0.....7  
 Sept. 27, 1941 (A).....7.....28  
 Sept. 26, 1942 (A).....0.....51  
 Oct. 7, 1950 (A).....20.....28  
 Oct. 13, 1951 (A).....0.....38  
 Nov. 7, 1953 (H).....0.....41  
 Nov. 12, 1966 (A).....3.....17  
 Nov. 11, 1967 (H).....7.....13  
 Nov. 9, 1968 (A).....7.....37  
 Nov. 8, 1969 (H).....21.....31  
 Nov. 14, 1970 (A).....28.....14  
 Nov. 27, 1971 (H).....16.....19  
 Oct. 28, 1972, (A).....38.....13  
 Oct. 27, 1973 (H).....10.....8  
 Sept. 28, 1974 (A).....6.....7  
 Sept. 27, 1975 (H).....27.....46  
 Nov. 27, 1976 (A).....6.....20  
 Sept. 17, 1977 (H).....17.....17  
 Sept. 23, 1978 (A).....28.....14  
 Sept. 22, 1979 (H).....22.....19  
 Nov. 15, 1980 (H).....20.....0  
 Nov. 14, 1981 (A).....0.....24  
 Sept. 11, 1982 (A).....16.....38  
 Sept. 24, 1983 (H).....31.....23  
 Oct. 27, 1984 (A).....21.....40  
 Oct. 19, 1985 (H).....9.....31  
 Oct. 4, 1986 (A).....17.....24  
 Sept. 12, 1987 (H).....0.....25  
 Oct. 29, 1988 (A).....21.....6  
 Sept. 30, 1989 (H).....37.....17  
 Nov. 3, 1990 (A).....41.....6  
 Oct. 5, 1991 (H).....7.....30  
 Oct. 31, 1992 (A).....27.....17  
 Oct. 26, 1996 (H).....7.....10  
 Nov. 8, 1997 (A).....9.....28  
 Oct. 3, 1998 (H).....62.....19  
 Nov. 6, 1999 (A).....23.....13  
 Oct. 14, 2000 (H).....38.....24  
 Oct. 27, 2001 (A).....28.....13  
 Nov. 7, 2002 (H).....14.....24  
 Nov. 28, 2003 (A).....43.....40  
 Nov. 27, 2004 (H).....70.....7  
 Oct. 22, 2005 (A).....46.....22  
 Oct. 14, 2006 (H).....23.....17

Oct. 13, 2007 (A).....28.....24  
 Nov. 14, 2008 (H).....20.....28  
 Oct. 24, 2009 (A).....10.....41  
 Oct. 15, 2010 (H).....27.....35  
 Oct. 15, 2011 (A)\*.....16.....25  
 Oct. 26, 2012 (H) (OT).....34.....31  
 Dec. 5, 2013 (A) (OT).....31.....24  
 Dec. 17, 2022 (N).....24.....7  
 \*Paul Brown Stadium

**Clemson** [0-8-0]  
**Home:** 0-4 ■ **Away:** 0-4 ■ **Neutral:** 0-0  
 Oct. 11, 2014 (A).....17.....23  
 Sept. 17, 2015 (H).....17.....20  
 Oct. 1, 2016 (A).....36.....42  
 Sept. 16, 2017 (H).....21.....47  
 Nov. 3, 2018 (A).....16.....77  
 Oct. 19, 2019 (H).....10.....45  
 Nov. 6, 2021 (H).....24.....30  
 Nov. 12, 2022 (A).....16.....31

**Colorado State** [1-2-0]  
**Home:** 1-0 ■ **Away:** 0-1 ■ **Neutral:** 0-1  
 Dec. 29, 2000 (N).....17.....22  
 Oct. 4, 2001 (H).....7.....2  
 Sept. 14, 2002 (A).....33.....36

**Connecticut** [6-4-0]  
**Home:** 3-2 ■ **Away:** 3-2  
 Sept. 30, 2000 (H).....41.....22  
 Dec. 3, 2005 (A).....30.....20  
 Dec. 2, 2006 (H).....48.....17  
 Oct. 19, 2007 (A).....17.....21  
 Sept. 26, 2008 (H).....21.....26  
 Oct. 17, 2009 (A).....25.....38  
 Oct. 23, 2010 (H).....26.....0  
 Nov. 19, 2011 (A).....34.....20  
 Nov. 24, 2012 (H) (3OT).....20.....23  
 Nov. 8, 2013 (A).....31.....10

**Dayton** [13-12-0]  
**Home:** 8-5 ■ **Away:** 5-7  
 Oct. 11, 1952 (H).....0.....20  
 Oct. 17, 1953 (A).....13.....20  
 Oct. 9, 1954 (A).....7.....27  
 Oct. 8, 1955 (H).....19.....7  
 Nov. 3, 1956 (H).....6.....7  
 Oct. 19, 1957 (H).....33.....19  
 Oct. 18, 1958 (A).....13.....26  
 Oct. 17, 1959 (H).....32.....6  
 Oct. 15, 1960 (A).....36.....0  
 Oct. 14, 1961 (H).....6.....7  
 Oct. 13, 1962 (A).....21.....0  
 Oct. 12, 1963 (H).....13.....12  
 Oct. 10, 1964 (A).....21.....17  
 Oct. 9, 1965 (H).....34.....0  
 Oct. 8, 1966 (A).....19.....20  
 Oct. 7, 1967 (H).....27.....7  
 Oct. 5, 1968 (A).....14.....28  
 Oct. 4, 1969 (H).....24.....17  
 Oct. 3, 1970 (A).....11.....28  
 Oct. 2, 1971 (H).....41.....13  
 Sept. 30, 1972 (A).....28.....11  
 Nov. 10, 1973 (H).....9.....10  
 Nov. 9, 1974 (A).....20.....15  
 Nov. 8, 1975 (H).....13.....32  
 Oct. 15, 1977 (A).....10.....14

**Drake** [10-5-1]  
**Home:** 5-3 ■ **Away:** 4-2-1 ■ **Neutral:** 1-0  
 Jan. 1, 1958 (N).....34.....20  
 Nov. 21, 1964 (H).....8.....14  
 Nov. 13, 1965 (A).....32.....17  
 Oct. 15, 1966 (H).....66.....26  
 Sept. 16, 1967 (A).....46.....7  
 Nov. 23, 1968 (H).....37.....38  
 Sept. 13, 1969 (A).....24.....24  
 Nov. 21, 1970 (H).....23.....14  
 Sept. 25, 1971 (A).....7.....10  
 Nov. 25, 1972 (H).....27.....0  
 Sept. 22, 1973 (A).....27.....17  
 Oct. 19, 1974 (H).....35.....38  
 Sept. 20, 1975 (A).....7.....31  
 Sept. 25, 1976 (H).....37.....24  
 Nov. 12, 1977 (H).....18.....13  
 Sept. 29, 1979 (A).....31.....21

**Duke** [3-0-0]  
**Home:** 1-0 ■ **Away:** 2-0  
 Sept. 7, 2002 (A).....40.....3  
 Oct. 14, 2016 (H).....24.....14  
 Nov. 18, 2021 (A).....62.....22

**Duquesne** [0-1-0]  
**Home:** 0-1 ■ **Away:** 0-0  
 Oct. 28, 1950 (H).....20.....27

**Earlham** [2-0-0]  
**Home:** 2-0 ■ **Away:** 0-0  
 Nov. 16, 1929 (H).....6.....0  
 Nov. 22, 1930 (H).....13.....0

**East Carolina** [6-4-0]  
**Home:** 3-3 ■ **Away:** 3-1  
 Oct. 16, 1965 (H).....20.....34  
 Nov. 26, 1966 (H).....21.....7  
 Oct. 14, 1967 (A).....13.....18  
 Nov. 1, 1997 (H).....31.....45  
 Nov. 14, 1998 (A).....63.....45  
 Oct. 19, 2000 (H).....25.....28  
 Nov. 15, 2001 (A).....39.....34  
 Oct. 26, 2002 (H).....44.....20  
 Oct. 25, 2003 (A).....36.....20  
 Oct. 4, 2004 (H).....59.....7

**Eastern Kentucky** [20-8-1]  
**Home:** 13-4-1 ■ **Away:** 7-4  
 Nov. 12, 1927 (A).....21.....13  
 Oct. 6, 1928 (H).....72.....0  
 Nov. 2, 1929 (A).....19.....6  
 Oct. 17, 1930 (H).....52.....0  
 Oct. 24, 1931 (H).....0.....1  
 Oct. 15, 1932 (A).....0.....38  
 Nov. 18, 1933 (H).....13.....7  
 Nov. 17, 1934 (A).....13.....6  
 Oct. 26, 1935 (H).....0.....9  
 Oct. 17, 1936 (A).....6.....9  
 Nov. 20, 1937 (H).....6.....6  
 Nov. 9, 1946 (A).....7.....28  
 Nov. 7, 1947 (H).....14.....13  
 Nov. 15, 1952 (H).....34.....20  
 Nov. 14, 1953 (H).....13.....20  
 Nov. 13, 1954 (A).....6.....20  
 Nov. 12, 1955 (A).....45.....13  
 Nov. 17, 1956 (H).....14.....6  
 Sept. 27, 1957 (A).....40.....14  
 Sept. 27, 1958 (H).....20.....7  
 Sept. 25, 1959 (A).....14.....7  
 Sept. 23, 1960 (H).....28.....7  
 Sept. 22, 1961 (A).....33.....6  
 Nov. 23, 1985 (H).....21.....45  
 Aug. 31, 1991 (H).....24.....14  
 Sept. 11, 2010 (H).....23.....13  
 Sept. 7, 2013 (H).....44.....7  
 Sept. 7, 2019 (H).....42.....0  
 Sept. 11, 2021 (H).....30.....3

**Eastern Michigan** [1-0-0]  
**Home:** 1-0 ■ **Away:** 0-0  
 Oct. 2, 1999 (H).....45.....10

**Evansville** [13-1-0]  
**Home:** 7-0 ■ **Away:** 6-1  
 Oct. 3, 1925 (H).....20.....0  
 Nov. 4, 1938 (A).....6.....0  
 Oct. 6, 1939 (H).....7.....6  
 Oct. 5, 1940 (A).....13.....7  
 Oct. 4, 1941 (H).....31.....6  
 Oct. 10, 1942 (A).....20.....0  
 Sept. 26, 1946 (A).....13.....7  
 Oct. 10, 1947 (H).....20.....7  
 Nov. 13, 1948 (A).....6.....18  
 Nov. 19, 1949 (H).....28.....7  
 Oct. 16, 1954 (H).....26.....6  
 Oct. 15, 1955 (A).....29.....7  
 Oct. 6, 1956 (H).....41.....13  
 Sept. 21, 1957 (A).....33.....7

**FIU** [3-1-0]  
**Home:** 1-1 ■ **Away:** 2-0  
 Sept. 9, 2011 (H).....17.....24  
 Sept. 22, 2012 (A).....28.....21  
 Sept. 21, 2013 (H).....72.....0  
 Sept. 20, 2014 (A).....34.....3

MEDIA  
 PREVIEW  
 TEAM  
 COACHES  
 REVIEW  
 HONORS  
 PROS  
 RECORDS  
 UOPL





# All-Time Scores vs. Opponents

MEDIA

PREVIEW

TEAM

COACHES

REVIEW

HONORS

PROS

RECORDS

UOFL

**Florida [1-2-0]**  
**Home: 0-0 ■ Away: 0-2 ■ Neutral: 1-0**  
 Oct. 25, 1980 (A).....0.....13  
 Oct. 24, 1992 (A).....17.....31  
 Jan. 2, 2013 (N).....33.....23

**Florida Atlantic [1-0-0]**  
**Home: 1-0 ■ Away: 0-0**  
 Oct. 1, 2005 (H).....61.....10

**Florida State [6-17-0]**  
**Home: 3-7 ■ Away: 3-10**  
 Oct. 4, 1952 (A).....41.....14  
 Oct. 3, 1953 (A).....0.....59  
 Oct. 2, 1954 (H).....6.....47  
 Sept. 12, 1970 (A).....7.....9  
 Oct. 6, 1979 (H).....0.....27  
 Sept. 13, 1980 (A).....0.....52  
 Sept. 5, 1981 (A).....0.....17  
 Nov. 13, 1982 (A).....14.....49  
 Oct. 20, 1983 (A).....7.....51  
 Oct. 25, 1986 (H).....18.....54  
 Oct. 17, 1987 (A).....9.....32  
 Nov. 2, 1991 (H).....15.....40  
 Sept. 23, 2000 (A).....0.....31  
 Sept. 26, 2002 (H) (OT).....26.....20  
 Oct. 30, 2014 (H).....31.....42  
 Oct. 17, 2015 (A).....21.....41  
 Sept. 17, 2016 (H).....63.....20  
 Oct. 21, 2017 (A).....31.....28  
 Sept. 29, 2018 (H).....24.....28  
 Sept. 21, 2019 (A).....24.....35  
 Oct. 24, 2020 (H).....48.....16  
 Sept. 25, 2021 (A).....31.....23  
 Sept. 16, 2022 (H).....31.....35

**Franklin [0-4-0]**  
**Home: 0-3 ■ Away: 0-1**  
 Nov. 13, 1915 (H).....7.....13  
 Nov. 18, 1916 (H).....12.....16  
 Oct. 21, 1922 (H).....6.....27  
 Oct. 20, 1923 (A).....0.....34

**Furman [1-0-0]**  
**Home: 1-0 ■ Away: 0-0**  
 Nov. 17, 1973 (H).....35.....14

**Georgetown [7-10-0]**  
**Home: 4-5 ■ Away: 3-5**  
 Nov. 4, 1916 (H).....0.....41  
 Nov. 17, 1923 (A).....12.....6  
 Oct. 18, 1924 (A).....9.....6  
 Nov. 23, 1929 (H).....6.....0  
 Nov. 14, 1931 (A).....6.....20  
 Nov. 12, 1932 (H).....0.....20  
 Oct. 6, 1933 (A).....0.....13  
 Oct. 6, 1934 (H).....14.....6  
 Nov. 2, 1935 (A).....0.....21  
 Oct. 30, 1936 (H).....12.....8  
 Oct. 30, 1937 (A).....7.....12  
 Oct. 22, 1938 (H).....0.....6  
 Nov. 4, 1939 (A).....7.....14  
 Nov. 2, 1940 (H).....14.....19  
 Oct. 23, 1941 (H).....7.....19  
 Oct. 11, 1946 (A).....20.....0  
 Oct. 25, 1946 (H).....20.....0

**Georgia [0-1-0]**  
**Home: 0-0 ■ Away: 0-0 ■ Neutral: 0-1**  
 Dec. 30, 2014 (N).....14.....37

**Georgia Tech [0-2-0]**  
**Home: 0-1 ■ Away: 0-1 ■ Neutral: 0-0**  
 Oct. 5, 2018 (H).....31.....66  
 Oct. 9, 2020 (A).....27.....46

**Grambling [1-0-0]**  
**Home: 1-0 ■ Away: 0-0**  
 Sept. 9, 2000 (H).....52.....0

**Hanover [8-4-1]**  
**Home: 4-2 ■ Away: 4-2-1**  
 Nov. 15, 1912 (H).....73.....0  
 Oct. 22, 1921 (H).....19.....8  
 Oct. 17, 1925 (A).....24.....0  
 Oct. 4, 1930 (H).....32.....12  
 Oct. 2, 1931 (H).....0.....3

Oct. 27, 1934 (A).....6.....7  
 Oct. 19, 1935 (A).....6.....6  
 Oct. 10, 1936 (A).....12.....2  
 Sept. 25, 1937 (H).....7.....13  
 Nov. 11, 1938 (A).....13.....14  
 Nov. 18, 1939 (H).....20.....0  
 Nov. 9, 1940 (A).....14.....13  
 Nov. 8, 1941 (A).....21.....6

**Houston [8-9-0]**  
**Home: 5-4 ■ Away: 3-5**  
 Oct. 14, 1950 (A).....7.....27  
 Nov. 10, 1951 (H).....35.....28  
 Nov. 24, 1962 (H).....25.....27  
 Dec. 14, 1963 (A).....7.....21  
 Sept. 29, 1984 (A).....30.....28  
 Sept. 28, 1985 (H).....27.....49  
 Nov. 16, 1996 (A).....7.....38  
 Oct. 25, 1997 (H).....22.....36  
 Oct. 23, 1999 (H).....39.....33  
 Nov. 18, 2000 (A).....32.....13  
 Nov. 10, 2001 (H).....34.....10  
 Nov. 30, 2002 (A).....10.....27  
 Nov. 22, 2003 (H).....66.....45  
 Nov. 20, 2004 (A).....65.....27  
 Nov. 16, 2013 (H).....20.....13  
 Sept. 12, 2015 (H).....31.....34  
 Nov. 17, 2016 (A).....10.....36

**Illinois [2-3-0]**  
**Home: 1-1 ■ Away: 1-2**  
 Sept. 6, 1986 (A).....0.....23  
 Sept. 13, 1997 (H).....26.....14  
 Sept. 19, 1998 (A).....35.....9  
 Sept. 18, 1999 (H).....36.....41  
 Sept. 22, 2001 (A).....10.....34

**Indiana [0-2-0]**  
**Home: 0-0 ■ Away: 0-2**  
 Sept. 14, 1985 (A).....28.....41  
 Sept. 13, 1986 (A).....0.....21

**Indiana State [7-3-1]**  
**Home: 6-2-1 ■ Away: 1-1**  
 Sept. 30, 1939 (A).....0.....7  
 Sept. 21, 1940 (H).....0.....0  
 Oct. 24, 1942 (H).....7.....25  
 Nov. 20, 1977 (H).....27.....16  
 Sept. 30, 1978 (H).....31.....12  
 Oct. 20, 1979 (A).....34.....10  
 Oct. 18, 1980 (H).....27.....17  
 Nov. 6, 1982 (H).....35.....23  
 Oct. 23, 1984 (H).....21.....44  
 Sept. 5, 2009 (H).....30.....10  
 Sept. 8, 2018 (H).....31.....7

**James Madison [1-0-0]**  
**Home: 1-0 ■ Away: 0-0**  
 Nov. 5, 2022 (H).....34.....10

**Kansas [3-0-0]**  
**Home: 1-0 ■ Away: 2-0**  
 Sept. 27, 1980 (A).....17.....9  
 Sept. 9, 1989 (A).....33.....28  
 Sept. 15, 1990 (H).....28.....16

**Kansas State [2-0-0]**  
**Home: 1-0 ■ Away: 1-0**  
 Sept. 23, 2006 (A).....24.....6  
 Sept. 17, 2008 (H).....38.....29

**Kent State [9-9-0]**  
**Home: 8-2 ■ Away: 1-7**  
 Sept. 29, 1956 (H).....0.....7  
 Nov. 9, 1957 (A).....7.....13  
 Nov. 8, 1958 (H).....21.....0  
 Nov. 21, 1959 (A).....14.....16  
 Nov. 11, 1960 (H).....22.....8  
 Nov. 11, 1961 (A).....19.....15  
 Nov. 10, 1962 (H).....29.....8  
 Nov. 9, 1963 (A).....7.....26  
 Nov. 7, 1964 (H).....7.....14  
 Nov. 20, 1965 (A).....6.....7  
 Nov. 5, 1966 (H).....23.....20  
 Nov. 4, 1967 (A).....21.....28  
 Nov. 2, 1968 (H).....23.....9  
 Nov. 1, 1969 (A).....6.....35

Oct. 31, 1970 (H).....14.....13  
 Sept. 16, 1972 (H).....34.....0  
 Sept. 15, 1973 (A).....3.....10  
 Sept. 23, 2017 (H).....42.....3

**Kentucky [15-19-0]**  
**Home: 5-9 ■ Away: 10-10**  
 Oct. 26, 1912 (A).....0.....41  
 Nov. 22, 1913 (H).....0.....20  
 Nov. 14, 1914 (A).....0.....42  
 Nov. 6, 1915 (H).....0.....15  
 Oct. 14, 1922 (A).....0.....73  
 Oct. 4, 1924 (A).....0.....29  
 Sept. 3, 1994 (A).....14.....20  
 Sept. 2, 1995 (A).....13.....10  
 Aug. 31, 1996 (A).....38.....14  
 Aug. 30, 1997 (A).....24.....38  
 Sept. 5, 1998 (H).....34.....68  
 Sept. 4, 1999 (A).....56.....28  
 Sept. 2, 2000 (H) (OT).....40.....34  
 Sept. 1, 2001 (A).....36.....10  
 Sept. 1, 2002 (H).....17.....22  
 Aug. 31, 2003 (A).....40.....24  
 Sept. 5, 2004 (H).....28.....0  
 Sept. 4, 2005 (A).....31.....24  
 Sept. 3, 2006 (H).....59.....28  
 Sept. 15, 2007 (A).....34.....40  
 Aug. 31, 2008 (H).....2.....27  
 Sept. 19, 2009 (A).....27.....31  
 Sept. 4, 2010 (H).....16.....23  
 Sept. 17, 2011 (A).....24.....17  
 Sept. 2, 2012 (H).....32.....14  
 Sept. 14, 2013 (A).....27.....13  
 Nov. 29, 2014 (H).....44.....40  
 Nov. 28, 2015 (A).....38.....24  
 Nov. 26, 2016 (H).....38.....41  
 Nov. 25, 2017 (A).....44.....17  
 Nov. 24, 2018 (H).....10.....56  
 Nov. 30, 2019 (A).....13.....45  
 Nov. 27, 2021 (H).....21.....52  
 Nov. 26, 2022 (A).....13.....26

**Kentucky Wesleyan [4-0-1]**  
**Home: 3-0 ■ Away: 1-0-1**  
 Nov. 18, 1921 (H).....30.....0  
 Nov. 10, 1923 (H).....7.....0  
 Nov. 8, 1924 (A).....0.....0  
 Oct. 24, 1925 (H).....6.....0  
 Nov. 13, 1926 (A).....25.....12

**LSU [0-1-0]**  
**Home: 0-0 ■ Away: 0-0 ■ Neutral: 0-1**  
 Dec. 31, 2016 (N).....9.....29

**Louisiana Tech [0-1-0]**  
**Home: 0-0 ■ Away: 0-0 ■ Neutral: 0-1**  
 Dec. 17, 1977 (N).....14.....24

**Marshall [17-12-0]**  
**Home: 8-3 ■ Away: 9-7 ■ Neutral: 0-2**  
 Nov. 26, 1921 (A).....0.....14  
 Nov. 30, 1922 (A).....7.....21  
 Nov. 27, 1924 (A).....6.....16  
 Nov. 26, 1925 (A).....7.....2  
 Nov. 20, 1926 (H).....27.....3  
 Oct. 22, 1927 (A).....6.....37  
 Nov. 24, 1928 (H).....0.....13  
 Oct. 26, 1929 (A).....6.....25  
 Nov. 15, 1930 (A).....13.....12  
 Sept. 24, 1932 (A).....0.....66  
 Oct. 31, 1959 (H).....48.....6  
 Oct. 29, 1960 (A).....7.....0  
 Sept. 30, 1961 (H).....32.....7  
 Sept. 29, 1962 (A).....18.....0  
 Oct. 26, 1963 (H).....27.....14  
 Oct. 24, 1964 (A).....6.....28  
 Oct. 23, 1965 (H).....23.....7  
 Oct. 22, 1966 (A).....35.....15  
 Oct. 21, 1967 (H).....43.....7  
 Oct. 19, 1968 (A).....13.....10  
 Oct. 18, 1969 (H).....34.....17  
 Oct. 17, 1970 (A).....16.....14  
 Oct. 29, 1977 (A).....56.....0  
 Oct. 3, 1981 (H).....36.....0  
 Oct. 10, 1987 (H).....31.....34  
 Dec. 23, 1998 (N).....29.....48  
 Dec. 18, 2002 (N).....15.....38

Oct. 1, 2011 (H).....13.....17  
 Sept. 24, 2016 (A).....59.....28

**Maryland [1-3-0]**  
**Home: 1-1 ■ Away: 0-2**  
 Sept. 16, 1978 (H).....17.....24  
 Nov. 17, 1979 (A).....7.....28  
 Sept. 3, 1988 (A).....16.....27  
 Oct. 28, 1995 (H).....31.....0

**Memphis [24-19-0]**  
**Home: 13-8 ■ Away: 11-11**  
 Sept. 25, 1948 (A).....7.....13  
 Nov. 8, 1952 (A).....25.....29  
 Oct. 7, 1961 (H).....13.....28  
 Oct. 6, 1962 (A).....0.....49  
 Nov. 2, 1963 (H).....0.....25  
 Nov. 14, 1964 (A).....0.....34  
 Nov. 30, 1968 (H).....14.....44  
 Nov. 22, 1969 (A).....19.....69  
 Nov. 7, 1970 (H).....40.....27  
 Oct. 9, 1971 (A).....26.....20  
 Nov. 18, 1972 (H).....17.....0  
 Sept. 8, 1973 (A).....21.....28  
 Sept. 7, 1974 (H).....10.....16  
 Oct. 18, 1975 (A).....7.....41  
 Nov. 13, 1976 (H).....14.....26  
 Oct. 1, 1977 (A).....14.....13  
 Nov. 11, 1978 (H).....22.....29  
 Nov. 10, 1979 (A).....6.....10  
 Oct. 11, 1980 (H).....38.....14  
 Oct. 10, 1981 (A).....14.....7  
 Nov. 20, 1982 (A).....38.....19  
 Nov. 24, 1983 (H).....7.....45  
 Sept. 27, 1986 (H).....34.....8  
 Nov. 14, 1987 (A).....8.....43  
 Sept. 17, 1988 (H).....29.....18  
 Nov. 11, 1989 (A).....40.....10  
 Oct. 13, 1990 (H).....19.....17  
 Nov. 9, 1991 (A).....7.....35  
 Sept. 12, 1992 (H).....16.....15  
 Sept. 11, 1993 (A).....54.....28  
 Oct. 29, 1994 (H).....10.....6  
 Sept. 30, 1995 (A).....17.....7  
 Nov. 2, 1996 (H).....13.....10  
 Nov. 15, 1997 (A).....20.....21  
 Oct. 24, 1998 (H).....35.....32  
 Oct. 16, 1999 (A).....32.....31  
 Sept. 29, 2001 (H).....38.....21  
 Oct. 8, 2002 (A).....38.....32  
 Nov. 15, 2003 (H).....7.....37  
 Nov. 4, 2004 (A).....56.....49  
 Oct. 10, 2008 (A).....35.....28  
 Oct. 9, 2010 (H).....56.....0  
 Nov. 23, 2013 (H).....24.....17

**Miami (Fla.) [3-11-1]**  
**Home: 2-5 ■ Away: 0-6-1 ■ Neutral: 1-0**  
 Nov. 11, 1933 (A).....7.....33  
 Oct. 8, 1949 (H).....0.....26  
 Nov. 10, 1950 (A).....13.....13  
 Sept. 15, 1979 (A).....12.....24  
 Sept. 6, 1980 (H).....10.....24  
 Oct. 2, 1982 (H).....6.....28  
 Oct. 8, 1983 (A).....14.....42  
 Nov. 3, 1984 (H).....23.....38  
 Oct. 26, 1985 (A).....7.....45  
 Oct. 14, 2004 (A).....38.....41  
 Sept. 16, 2006 (H).....31.....7  
 Dec. 28, 2013 (N).....36.....9  
 Sept. 1, 2014 (H).....31.....13  
 Nov. 9, 2019 (A).....27.....52  
 Sept. 19, 2020 (H).....34.....47

**Miami (Ohio) [0-1-0]**  
**Home: 0-0 ■ Away: 0-0 ■ Neutral: 0-1**  
 Dec. 18, 2003 (N).....28.....49

**Michigan State [2-1-0]**  
**Home: 0-1 ■ Away: 1-0 ■ Neutral: 1-0**  
 Dec. 28, 1993 (N).....18.....7  
 Sept. 16, 1995 (H).....7.....30  
 Sept. 21, 1996 (A).....30.....20



# All-Time Scores vs. Opponents



**Middle Tennessee State [3-0-0]**  
**Home: 2-0 ■ Away: 0-0 ■ Neutral: 1-0**  
 Oct. 6, 2006 (N).....44.....17  
 Sept. 6, 2007 (H).....58.....42  
 Oct. 18, 2008 (H).....42.....23

**Mississippi [0-1-0]**  
**Home: 0-0 ■ Away: 0-0 ■ Neutral: 0-1**  
 Sept. 6, 2021 (N).....24.....43

**Mississippi State [3-3-0]**  
**Home: 1-1 ■ Away: 1-1 ■ Neutral: 1-1**  
 Oct. 20, 1973 (H).....7.....18  
 Oct. 26, 1974 (A).....7.....56  
 Oct. 25, 1975 (H).....14.....28  
 Sept. 18, 1976 (A).....21.....30  
 Dec. 30, 2017 (N).....27.....31  
 Dec. 30, 2019 (N).....38.....28  
 \*1975-76 games won by forfeit

**Missouri [0-1-0]**  
**Home: 0-0 ■ Away: 0-1**  
 Sept. 26, 1981 (A).....3.....34

**Missouri State [1-0-0]**  
**Home: 1-0 ■ Away: 0-0**  
 Sept. 8, 2012 (H).....35.....7

**Morehead State [5-3-0]**  
**Home: 4-1 ■ Away: 1-2**  
 Oct. 28, 1932 (H).....0.....20  
 Oct. 28, 1933 (A).....0.....13  
 Nov. 16, 1935 (H).....20.....0  
 Nov. 14, 1936 (A).....7.....14  
 Nov. 6, 1954 (H).....24.....0  
 Nov. 5, 1955 (H).....37.....12  
 Oct. 20, 1956 (A).....19.....7  
 Nov. 22, 1957 (H).....40.....6

**Murray State [14-6-0]**  
**Home: 11-4 ■ Away: 3-2**  
 Oct. 15, 1927 (H).....14.....0  
 Oct. 8, 1932 (A).....0.....105  
 Nov. 4, 1933 (H).....6.....54  
 Sept. 30, 1949 (H).....34.....14  
 Sept. 19, 1953 (A).....19.....14  
 Sept. 18, 1954 (H).....13.....33  
 Sept. 17, 1955 (A).....14.....33  
 Oct. 13, 1956 (H).....7.....6  
 Oct. 12, 1957 (A).....35.....0  
 Oct. 11, 1958 (H).....27.....0  
 Oct. 10, 1959 (A).....28.....0  
 Oct. 7, 1960 (H).....12.....6  
 Sept. 20, 1980 (H).....9.....13  
 Sept. 1, 1984 (H).....23.....26  
 Sept. 26, 1987 (H).....34.....10  
 Sept. 8, 1990 (H).....68.....0  
 Aug. 30, 2007 (H).....73.....10  
 Sept. 1, 2011 (H).....21.....9  
 Sept. 6, 2014 (H).....66.....21  
 Sept. 30, 2017 (H).....55.....10

**Navy [2-0-0]**  
**Home: 1-0 ■ Away: 1-0**  
 Oct. 23, 1993 (H).....28.....0  
 Oct. 22, 1994 (A).....35.....14

**New Mexico State [1-0-0]**  
**Home: 1-0 ■ Away: 0-0**  
 Aug. 23, 2001 (H).....45.....24

**North Carolina [5-3-0]**  
**Home: 2-1 ■ Away: 3-2**  
 Sept. 24, 1988 (A).....38.....34  
 Sept. 21, 1995 (H).....10.....17  
 Nov. 9, 1996 (A).....10.....28  
 Sept. 25, 2004 (A).....34.....0  
 Oct. 8, 2005 (H).....69.....14  
 Oct. 8, 2011 (A).....7.....14  
 Sept. 15, 2012 (H).....39.....34  
 Sept. 9, 2017 (A).....47.....35

**North Carolina State [8-4-0]**  
**Home: 5-1 ■ Away: 3-2 ■ Neutral: 0-1**  
 Nov. 2, 1951 (H).....26.....2  
 Oct. 8, 1994 (H).....35.....14  
 Sept. 29, 2007 (A).....29.....10

Dec. 27, 2011 (N).....24.....31  
 Oct. 18, 2014 (H).....30.....18  
 Oct. 3, 2015 (A).....20.....13  
 Oct. 22, 2016 (H).....54.....13  
 Oct. 5, 2017 (A).....25.....39  
 Nov. 17, 2018 (H).....10.....52  
 Nov. 16, 2019 (A).....34.....20  
 Oct. 30, 2021 (A).....13.....28  
 Nov. 19, 2022 (H).....25.....10

**North Texas [7-10-0]**  
**Home: 4-5 ■ Away: 3-5**  
 Nov. 22, 1958 (H).....10.....21  
 Nov. 7, 1959 (A).....7.....39  
 Nov. 18, 1961 (A).....20.....0  
 Nov. 17, 1962 (H).....14.....10  
 Sept. 28, 1963 (A).....6.....26  
 Oct. 3, 1964 (H).....0.....22  
 Oct. 2, 1965 (A).....29.....21  
 Oct. 1, 1966 (H).....19.....20  
 Sept. 30, 1967 (A).....28.....30  
 Nov. 16, 1968 (H).....14.....36  
 Oct. 25, 1969 (A).....13.....31  
 Sept. 26, 1970 (H).....13.....2  
 Oct. 16, 1971 (A).....17.....20  
 Oct. 14, 1972 (H).....56.....6  
 Oct. 13, 1973 (H).....6.....7  
 Oct. 12, 1974 (A).....24.....10  
 Nov. 18, 1995 (H).....57.....14

**NE Louisiana [2-2-0]**  
**Home: 2-1 ■ Away: 0-1**  
 Nov. 15, 1975 (A).....10.....14  
 Oct. 16, 1976 (H).....36.....8  
 Nov. 7, 1981 (H).....7.....40  
 Nov. 11, 1995 (H).....39.....0

**Northern Illinois [3-0-0]**  
**Home: 2-0 ■ Away: 1-0**  
 Sept. 10, 1977 (H).....38.....0  
 Sept. 9, 1995 (A).....34.....21  
 Oct. 19, 1996 (H).....27.....3

**Northwestern State [1-0-0]**  
**Home: 1-0 ■ Away: 0-0**  
 Oct. 14, 1978 (H).....51.....7

**Notre Dame [1-2-0]**  
**Home: 0-1 ■ Away: 1-1**  
 Nov. 22, 2014 (A).....31.....28  
 Sept. 2, 2019 (H).....17.....35  
 Oct. 17, 2020 (A).....7.....12

**Ohio [3-2-0]**  
**Home: 2-1 ■ Away: 1-1**  
 Oct. 27, 1956 (A).....25.....19  
 Nov. 16, 1957 (H).....40.....7  
 Nov. 15, 1958 (A).....6.....23  
 Nov. 14, 1959 (H).....15.....22  
 Sept. 1, 2013 (H).....49.....7

**Ohio State [0-2-0]**  
**Home: 0-0 ■ Away: 0-2**  
 Sept. 14, 1991 (A).....15.....23  
 Sept. 5, 1992 (A).....19.....20

**Oklahoma [0-2-0]**  
**Home: 0-1 ■ Away: 0-1**  
 Sept. 27, 1997 (A).....14.....35  
 Sept. 25, 1999 (H).....21.....42

**Oklahoma State [1-1-0]**  
**Home: 1-0 ■ Away: 0-1**  
 Oct. 24, 1981 (A).....11.....19  
 Sept. 25, 1982 (H).....28.....22

**Oregon State [1-1-0]**  
**Home: 1-0 ■ Away: 0-1**  
 Sept. 17, 2005 (H).....63.....27  
 Sept. 18, 2010 (A).....28.....35

**Penn State [0-2-0]**  
**Home: 0-1 ■ Away: 0-1**  
 Sept. 7, 1996 (A).....7.....24  
 Sept. 20, 1997 (H).....21.....57

**Pittsburgh [9-10-0]**  
**Home: 4-3 ■ Away: 5-7**  
 Oct. 9, 1976 (A).....6.....27  
 Nov. 8, 1980 (A).....23.....41  
 Oct. 30, 1982 (A).....14.....63  
 Oct. 15, 1983 (H).....10.....55  
 Oct. 20, 1990 (A).....27.....20  
 Nov. 14, 1992 (A).....31.....16  
 Oct. 2, 1993 (A).....29.....7  
 Oct. 1, 1994 (H).....33.....29  
 Nov. 3, 2005 (H).....42.....20  
 Nov. 25, 2006 (A).....48.....24  
 Oct. 27, 2007 (H).....24.....17  
 Nov. 8, 2008 (A).....7.....41  
 Oct. 2, 2009 (H).....10.....35  
 Oct. 30, 2010 (A).....3.....20  
 Nov. 12, 2011 (H).....14.....21  
 Oct. 13, 2012 (A).....45.....35  
 Nov. 21, 2015 (A).....34.....45  
 Sept. 26, 2020 (A).....20.....23  
 Oct. 22, 2022 (H).....24.....10

**Purdue [1-0-1]**  
**Home: 0-0 ■ Away: 0-0-1 ■ Neutral: 1-0**  
 Sept. 19, 1987 (A).....22.....22  
 Sept. 2, 2017 (N).....35.....28

**Richmond [1-0-0]**  
**Home: 1-0 ■ Away: 0-0**  
 Oct. 16, 1982 (H).....35.....0

**Rio Grande [2-0-0]**  
**Home: 2-0 ■ Away: 0-0**  
 Sept. 22, 1941 (H).....58.....0  
 Sept. 17, 1942 (H).....25.....0

**Rose Poly [6-1-0]**  
**Home: 5-0 ■ Away: 1-1**  
 Nov. 21, 1914 (H).....23.....0  
 Oct. 30, 1916 (H).....22.....6  
 Nov. 11, 1922 (A).....6.....0  
 Oct. 27, 1923 (H).....13.....0  
 Nov. 1, 1924 (A).....6.....18  
 Nov. 7, 1925 (H).....30.....0  
 Oct. 9, 1926 (H).....49.....0

**Rutgers [6-7-0]**  
**Home: 4-3 ■ Away: 2-4**  
 Nov. 6, 1976 (A).....0.....34  
 Nov. 25, 1979 (H).....7.....31  
 Oct. 20, 1984 (A).....21.....38  
 Nov. 1, 1986 (H).....0.....41  
 Nov. 11, 2005 (H).....56.....5  
 Nov. 9, 2006 (A).....25.....28  
 Nov. 29, 2007 (H).....41.....38  
 Dec. 4, 2008 (A).....14.....63  
 Nov. 27, 2009 (H).....14.....34  
 Nov. 26, 2010 (A).....40.....13  
 Oct. 21, 2011 (H).....16.....14  
 Nov. 29, 2012 (A).....20.....17  
 Oct. 10, 2013 (H).....24.....10

**Samford [1-0-0]**  
**Home: 1-0 ■ Away: 0-0**  
 Sept. 26, 2015 (H).....45.....3

**San Jose State [1-0-1]**  
**Home: 1-0 ■ Away: 0-0-1**  
 Sept. 1, 1990 (A).....10.....10  
 Sept. 4, 1993 (H).....31.....24

**South Dakota State [1-0-0]**  
**Home: 1-0 ■ Away: 0-0**  
 Sept. 9, 1978 (H).....54.....7

**South Florida [7-5-0]**  
**Home: 5-1 ■ Away: 2-4**  
 Oct. 4, 2003 (A) (2OT).....28.....31  
 Oct. 22, 2004 (H).....41.....9  
 Sept. 24, 2005 (A).....14.....45  
 Nov. 18, 2006 (H).....31.....8  
 Nov. 17, 2007 (A).....17.....55  
 Oct. 25, 2008 (H).....24.....20  
 Nov. 21, 2009 (A).....22.....34  
 Nov. 13, 2010 (H) (OT).....21.....24  
 Nov. 25, 2011 (A).....34.....24  
 Oct. 20, 2012 (H).....27.....25

Oct. 26, 2013 (A).....34.....3  
 Sept. 24, 2022 (H).....41.....3

**SE Louisiana [1-0-0]**  
**Home: 0-0 ■ Away: 1-0**  
 Nov. 14, 1947 (A).....23.....0

**Southern Illinois [7-3-0]**  
**Home: 4-1 ■ Away: 3-2**  
 Oct. 5, 1963 (H).....7.....13  
 Sept. 26, 1964 (A).....6.....7  
 Sept. 25, 1965 (H).....13.....0  
 Sept. 24, 1966 (A).....16.....7  
 Sept. 23, 1967 (H).....26.....0  
 Sept. 21, 1968 (A).....33.....10  
 Sept. 20, 1969 (H).....17.....13  
 Sept. 19, 1970 (A).....28.....31  
 Nov. 13, 1971 (H).....24.....14  
 Nov. 11, 1972 (A).....20.....16

**SMU [0-2-0]**  
**Home: 0-1 ■ Away: 0-1**  
 Sept. 3, 1983 (A).....6.....24  
 Sept. 15, 1984 (H).....7.....41

**Southern Miss [11-18-1]**  
**Home: 6-6-1 ■ Away: 4-12 ■ Neutral: 1-0**  
 Nov. 24, 1949 (A).....21.....26  
 Nov. 25, 1950 (A).....28.....34  
 Nov. 23, 1951 (H).....14.....13  
 Nov. 22, 1952 (A).....26.....55  
 Nov. 18, 1978 (A).....3.....37  
 Nov. 3, 1979 (H).....10.....10  
 Nov. 22, 1980 (A).....6.....3  
 Nov. 21, 1981 (H).....13.....10  
 Oct. 23, 1982 (A).....0.....48  
 Nov. 5, 1983 (H).....3.....27  
 Nov. 17, 1984 (A).....25.....34  
 Oct. 12, 1985 (H).....12.....42  
 Nov. 22, 1986 (A).....16.....31  
 Oct. 3, 1987 (H).....6.....65  
 Oct. 1, 1988 (A).....23.....30  
 Oct. 14, 1989 (H).....10.....16  
 Sept. 29, 1990 (A).....13.....25  
 Sept. 28, 1991 (H).....28.....14  
 Oct. 16, 1993 (H).....35.....27  
 Oct. 7, 1995 (A).....21.....25  
 Sept. 28, 1996 (H).....7.....24  
 Oct. 4, 1997 (A).....24.....42  
 Oct. 10, 1998 (A).....21.....56  
 Nov. 20, 1999 (H).....27.....30  
 Nov. 4, 2000 (A).....49.....28  
 Oct. 16, 2001 (H).....24.....14  
 Oct. 14, 2002 (A) (2OT).....20.....17  
 Nov. 10, 2009 (H).....25.....23  
 Dec. 21, 2010 (N).....31.....28  
 Sept. 29, 2012 (A).....21.....17

**St. Bonaventure [0-1-0]**  
**Home: 0-0 ■ Away: 0-1**  
 Oct. 27, 1951 (A).....21.....22

**St. Francis (Pa.) [1-0-0]**  
**Home: 1-0 ■ Away: 0-0**  
 Sept. 23, 1950 (H).....34.....14

**St. Joseph's (Ind.) [5-2-1]**  
**Home: 5-0 ■ Away: 0-2-1**  
 Oct. 23, 1937 (H).....13.....6  
 Oct. 15, 1938 (A).....0.....2  
 Oct. 19, 1939 (H).....13.....0  
 Oct. 12, 1940 (A).....6.....24  
 Nov. 2, 1946 (H).....13.....7  
 Nov. 1, 1947 (A).....7.....7  
 Oct. 2, 1948 (H).....20.....0  
 Sept. 17, 1949 (H).....33.....7

**Syracuse [13-8-0]**  
**Home: 8-2 ■ Away: 5-5 ■ Neutral: 0-1**  
 Oct. 5, 1985 (A).....0.....48  
 Dec. 2, 1989 (N).....13.....24  
 Oct. 3, 1992 (H).....9.....15  
 Sept. 13, 2003 (A).....30.....20  
 Nov. 26, 2005 (H).....41.....17  
 Oct. 21, 2006 (A).....28.....13  
 Sept. 22, 2007 (H).....35.....38  
 Nov. 1, 2008 (A).....21.....28

MEDIA

PREVIEW

TEAM

COACHES

REVIEW

HONORS

PROS

RECORDS

UOFL





# All-Time Scores vs. Opponents

MEDIA

PREVIEW

TEAM

COACHES

REVIEW

HONORS

PROS

RECORDS

UOFL

Nov. 14, 2009 (H).....	10.....	9
Nov. 6, 2010 (A).....	28.....	20
Oct. 29, 2011 (H).....	27.....	10
Nov. 10, 2012 (A).....	26.....	45
Oct. 3, 2014 (A).....	28.....	6
Nov. 7, 2015 (H).....	41.....	17
Sept. 9, 2016 (A).....	62.....	28
Nov. 18, 2017 (H).....	56.....	10
Nov. 9, 2018 (A).....	23.....	54
Nov. 23, 2019 (H).....	56.....	34
Nov. 20, 2020 (H).....	30.....	0
Nov. 13, 2021 (H).....	41.....	3
Sept. 3, 2022 (A).....	7.....	31

### Tampa [2-0-0]

Home: 1-0 ■ Away: 1-0

Oct. 30, 1971 (H).....	21.....	10
Oct. 7, 1972 (A).....	17.....	14

### TCU [1-3-0]

Home: 1-1 ■ Away: 0-2

Nov. 23, 2001 (A).....	22.....	37
Oct. 19, 2002 (H).....	31.....	45
Nov. 5, 2003 (A).....	28.....	31
Nov. 10, 2004 (H).....	55.....	28

### Temple [4-3-0]

Home: 2-2 ■ Away: 2-1

Nov. 1, 1980 (H).....	12.....	17
Oct. 9, 1982 (H).....	14.....	55
Nov. 12, 1983 (A).....	7.....	24
Sept. 27, 2003 (H).....	21.....	12
Sept. 9, 2006 (A).....	62.....	0
Nov. 3, 2012 (H).....	45.....	17
Oct. 5, 2013 (A).....	30.....	7

### Tennessee [0-5-0]

Home: 0-2 ■ Away: 0-3

Oct. 17, 1914 (H).....	0.....	66
Oct. 24, 1953 (A).....	6.....	59
Nov. 7, 1987 (A).....	10.....	41
Sept. 5, 1991 (H).....	11.....	28
Nov. 6, 1993 (A).....	10.....	45

### Tennessee-Chattanooga [4-4-0]

Home: 4-1 ■ Away: 0-3

Oct. 16, 1915 (H).....	6.....	21
Oct. 21, 1916 (H).....	6.....	0
Nov. 22, 1924 (H).....	10.....	0
Oct. 20, 1928 (A).....	0.....	70
Oct. 31, 1952 (A).....	14.....	47
Oct. 30, 1953 (A).....	6.....	44
Oct. 11, 1975 (H).....	6.....	3
Sept. 11, 1999 (H).....	58.....	30

### Tennessee State [0-2-0]

Home: 0-2 ■ Away: 0-0

Oct. 17, 1981 (H).....	30.....	42
Nov. 10, 1984 (H).....	15.....	24

### Tennessee Tech [2-1-0]

Home: 2-0 ■ Away: 0-1

Sept. 17, 1960 (A).....	7.....	21
Sept. 16, 1961 (H).....	29.....	13
Sept. 6, 2008 (H).....	51.....	10

### Texas [1-1-0]

Home: 1-0 ■ Away: 0-1

Sept. 25, 1993 (H).....	41.....	10
Sept. 10, 1994 (A).....	16.....	30

### Texas A&M [1-3-0]

Home: 0-1 ■ Away: 0-2 ■ Neutral: 1-0

Nov. 7, 1992 (A).....	18.....	40
Nov. 13, 1993 (A).....	7.....	42
Nov. 12, 1994 (H).....	10.....	26
Dec. 30, 2015 (N).....	27.....	21

### UTEP [1-0-0]

Home: 1-0 ■ Away: 0-0

Sept. 20, 2003 (H).....	42.....	14
-------------------------	---------	----

### Toledo [5-3-0]

Home: 4-1 ■ Away: 1-2

Nov. 21, 1925 (H).....	34.....	0
Oct. 13, 1934 (A).....	7.....	19
Nov. 9, 1935 (H).....	7.....	41

Nov. 19, 1955 (H).....	33.....	13
Sept. 22, 1956 (A).....	27.....	12
Oct. 5, 1957 (H).....	48.....	20
Oct. 4, 1958 (A).....	7.....	13
Sept. 12, 1981 (H).....	31.....	6

### Tulane [9-2-0]

Home: 4-1 ■ Away: 5-1

Nov. 8, 1986 (A).....	23.....	12
Sept. 5, 1987 (H).....	42.....	40
Oct. 22, 1988 (A).....	38.....	35
Nov. 4, 1995 (H).....	34.....	14
Oct. 12, 1996 (A).....	23.....	20
Oct. 11, 1997 (H).....	33.....	64
Oct. 10, 1998 (A).....	22.....	28
Oct. 28, 2000 (H).....	35.....	32
Nov. 3, 2001 (A).....	52.....	7
Oct. 17, 2003 (H).....	47.....	28
Dec. 4, 2004 (A).....	55.....	7

### Tulsa [12-14-0]

Home: 9-4 ■ Away: 3-10

Oct. 20, 1962 (A).....	7.....	25
Dec. 7, 1963 (A).....	16.....	22
Oct. 17, 1964 (H).....	0.....	58
Nov. 6, 1965 (A).....	18.....	51
Nov. 19, 1966 (H).....	29.....	18
Dec. 2, 1967 (A).....	23.....	35
Oct. 12, 1968 (H).....	16.....	7
Nov. 27, 1969 (A).....	35.....	29
Oct. 10, 1970 (H).....	14.....	8
Nov. 6, 1971 (A).....	17.....	0
Nov. 4, 1972 (H).....	26.....	28
Nov. 3, 1973 (A).....	9.....	17
Nov. 2, 1974 (H).....	7.....	37
Nov. 1, 1975 (A).....	14.....	38
Oct. 30, 1976 (H).....	10.....	20
Oct. 8, 1977 (H).....	33.....	0
Oct. 7, 1978 (A).....	7.....	24
Oct. 13, 1979 (H).....	24.....	7
Oct. 31, 1987 (A).....	22.....	26
Oct. 8, 1988 (H).....	9.....	3
Oct. 21, 1989 (A).....	24.....	31
Oct. 6, 1990 (H).....	38.....	14
Nov. 16, 1991 (A).....	0.....	40
Oct. 17, 1992 (H).....	32.....	27
Nov. 25, 1993 (A).....	28.....	0
Nov. 26, 1994 (H).....	34.....	27

### Union (Ky.) [1-4-0]

Home: 1-2 ■ Away: 0-2

Oct. 1, 1932 (H).....	6.....	32
Oct. 13, 1933 (A).....	0.....	19
Nov. 24, 1934 (H).....	0.....	7
Oct. 11, 1935 (A).....	7.....	13
Oct. 3, 1936 (H).....	13.....	0

### Utah [0-4-0]

Home: 0-2 ■ Away: 0-2

Sept. 6, 1997 (H).....	21.....	27
Sept. 12, 1998 (A).....	22.....	45
Oct. 5, 2007 (H).....	35.....	44
Sept. 26, 2009 (A).....	14.....	30

### Vanderbilt [0-2-1]

Home: 0-2 ■ Away: 0-0-1

Nov. 15, 1941 (H).....	0.....	68
Sept. 18, 1971 (A).....	0.....	0
Nov. 23, 1974 (H).....	0.....	44

### Virginia [6-5-0]

Home: 4-1 ■ Away: 2-4

Oct. 15, 1988 (H).....	30.....	28
Oct. 28, 1989 (A).....	15.....	16
Sept. 13, 2014 (A).....	21.....	23
Nov. 14, 2015 (H).....	38.....	31
Oct. 29, 2016 (A).....	32.....	25
Nov. 11, 2017 (H).....	38.....	21
Sept. 22, 2018 (A).....	3.....	27
Oct. 26, 2019 (H).....	28.....	21
Nov. 14, 2020 (A).....	17.....	31
Oct. 9, 2021 (H).....	33.....	34
Oct. 8, 2022 (A).....	34.....	17

### Virginia Tech [2-6-0]

Home: 2-2 ■ Away: 0-3 ■ Neutral: 0-1

Sept. 8, 1979 (H).....	14.....	15
Oct. 1, 1983 (A).....	0.....	31
Nov. 9, 1985 (A).....	17.....	41
Oct. 5, 1988 (H).....	13.....	3
Oct. 26, 1991 (A).....	13.....	41
Oct. 10, 1992 (H).....	21.....	17
Jan. 2, 2006 (N).....	24.....	35
Oct. 31, 2020 (H).....	35.....	42

### Wabash [0-2-0]

Home: 0-1 ■ Away: 0-1

Oct. 31, 1914 (H).....	3.....	7
Oct. 9, 1915 (A).....	0.....	38

### Wake Forest [7-3-0]

Home: 4-1 ■ Away: 2-2 ■ Neutral: 1-0

Jan. 2, 2007 (N).....	24.....	13
Sept. 27, 2014 (H).....	20.....	10
Oct. 30, 2015 (A).....	20.....	19
Nov. 12, 2016 (H).....	44.....	12
Oct. 28, 2017 (A).....	32.....	42
Oct. 27, 2018 (H).....	35.....	56
Oct. 12, 2019 (A).....	62.....	59
Dec. 12, 2020 (H).....	45.....	21
Oct. 2, 2021 (A).....	34.....	37
Oct. 29, 2022 (H).....	48.....	21

### Washington (Mo.) [3-1-0]

Home: 2-0 ■ Away: 1-1

Nov. 22, 1947 (H).....	33.....	20
Nov. 27, 1948 (A).....	12.....	27
Nov. 12, 1949 (H).....	35.....	12
Nov. 4, 1950 (A).....	28.....	7

### Wayne State [4-2-0]

Home: 3-0 ■ Away: 1-2

Oct. 9, 1937 (A).....	0.....	32
Oct. 7, 1938 (H).....	14.....	12
Sept. 29, 1951 (A).....	28.....	12
Sept. 27, 1952 (H).....	19.....	12
Sept. 24, 1954 (A).....	0.....	13
Oct. 1, 1955 (H).....	72.....	0

### West Texas State [2-1-0]

Home: 1-0 ■ Away: 1-1

Nov. 24, 1973 (A).....	21.....	9
Nov. 30, 1974 (H).....	10.....	8
Nov. 22, 1975 (A).....	23.....	49

### West Virginia [3-10-0]

Home: 1-4 ■ Away: 2-6

Sept. 8, 1984 (A).....	6.....	30
Sept. 7, 1985 (A).....	13.....	52
Nov. 15, 1986 (H).....	19.....	42
Sept. 23, 1989 (H).....	21.....	30
Sept. 22, 1990 (A).....	9.....	7
Oct. 9, 1993 (A).....	34.....	36
Oct. 15, 2005 (A) (3OT).....	44.....	46
Nov. 2, 2006 (H).....	44.....	34
Nov. 8, 2007 (A).....	31.....	38
Nov. 22, 2008 (H).....	21.....	35
Nov. 7, 2009 (A).....	9.....	17
Nov. 20, 2010 (H).....	10.....	17
Nov. 5, 2011 (A).....	38.....	35

### Western Carolina [1-0-0]

Home: 1-0 ■ Away: 0-0

Sept. 8, 2001 (H).....	31.....	7
------------------------	---------	---

### Western Kentucky [22-12-0]

Home: 19-4 ■ Away: 2-8 ■ Neutral: 1-0

Sept. 30, 1922 (H).....	0.....	6
Sept. 29, 1923 (A).....	7.....	19
Oct. 11, 1924 (H).....	12.....	7
Oct. 10, 1925 (A).....	6.....	0
Nov. 6, 1926 (H).....	26.....	10
Nov. 5, 1927 (A).....	6.....	7
Nov. 3, 1928 (A).....	0.....	20
Oct. 19, 1929 (H).....	0.....	13
Oct. 25, 1930 (A).....	6.....	7
Oct. 31, 1931 (A).....	6.....	20
Nov. 19, 1932 (A).....	0.....	58
Oct. 21, 1933 (H).....	0.....	45
Oct. 19, 1946 (A).....	19.....	20
Oct. 24, 1947 (H).....	19.....	13

Oct. 23, 1948 (H).....	19.....	6
Sept. 24, 1949 (A).....	47.....	7
Oct. 30, 1954 (A).....	7.....	25
Oct. 29, 1955 (H).....	20.....	0
Sept. 15, 1959 (H).....	19.....	0
Oct. 21, 1960 (H).....	44.....	0
Oct. 21, 1961 (H).....	20.....	0
Sept. 13, 1975 (H).....	17.....	21
Sept. 4, 1982 (H).....	20.....	10
Sept. 10, 1983 (H).....	41.....	22
Oct. 6, 1984 (H).....	45.....	17
Sept. 21, 1985 (H).....	23.....	14
Sept. 20, 1986 (H).....	45.....	6
Nov. 12, 1988 (H).....	35.....	17
Nov. 4, 1989 (H).....	55.....	7
Oct. 27, 1990 (H).....	41.....	7
Oct. 31, 1998 (H).....	63.....	34
Sept. 15, 2018 (H).....	20.....	17
Sept. 14, 2019 (N).....	38.....	21
Sept. 12, 2020 (H).....	35.....	21

### Western Michigan [2-2-0]

Home: 1-1 ■ Away: 1-1

Sept. 22, 1962 (H).....	27.....	21
Nov. 16, 1963 (A).....	21.....	7
Sept. 19, 1964 (H).....	7.....	10
Sept. 18, 1965 (A).....	13.....	17

### Wichita State [13-4-0]

Home: 7-1 ■ Away: 6-3

Sept. 15, 1962 (A).....	21.....	20
Oct. 19, 1963 (H).....	14.....	47</



2023 LOUISVILLE FOOTBALL



2023 **Cardinals**







# Returning Statistical Leaders

## Percentage of Returning Statistical Leaders

Passing: **35.8%**

Rushing: **45.9%**

Receiving: **24.9%**

Total Offense: **27.9%**

Scoring: **37.7%**

All-Purpose: **31.2%**

Tackles: **45.6%**



Jawhar Jordan accounts for 31.2 percent of the rushing yards returning from last season.

### Passing

	G	Effic.	C-A-I	Pct.	Yds	TD	LG	Avg/G
Brock Domann	10	111.8	76-141-6	53.9	958	4	54	95.8

### Rushing

	G	Att	Gain	Loss	Net	Avg.	TD	LG	Avg/G
Jawhar Jordan	13	142	843	28	815	5.7	4	49	62.7
Maurice Turner	8	65	322	8	314	4.8	0	48	39.3
Brock Domann	10	32	135	71	64	2.0	1	44	6.4
A. Huggins-Bruce	12	3	6	2	4	1.3	0	5	0.3

### Receiving

	G	No.	Yds	Avg.	TD	LG	Avg/G
A. Huggins-Bruce	12	31	365	11.8	2	55	30.4
Maurice Turner	8	12	72	6.0	0	24	9.0
Jawhar Jordan	13	10	85	8.5	0	15	6.5
Chris Bell	9	7	105	15.0	0	29	11.7
Elijah Downing	5	1	7	7.0	0	7	1.4
Josh Lifson	13	1	9	9.0	1	9	0.7
Duane Martin	13	1	22	22.0	0	22	1.7

### Total Offense

	G	Plays	Rush	Pass	Total	Avg/G
Brock Domann	10	173	64	958	1022	102.2
Jawhar Jordan	13	142	815	0	815	62.7
Maurice Turner	8	65	314	0	314	39.3
A. Huggins-Bruce	12	3	4	0	4	0.3

### Scoring

Player	TD	Fg	Kick	Rush	Rcv	Pass	Dxp	Saf	Pts
Jawhar Jordan	5	-	-	-	-	-	-	-	30
Huggins-Bruce	2	-	-	-	-	-	-	-	12
Josh Lifson	1	-	-	-	-	-	-	-	6
Brock Domann	1	-	-	-	-	-	-	-	6
Quincy Riley	1	-	-	-	-	-	-	-	6

### Total Offense

Player	G	Plays	Rush	Pass	Total	Avg/G
Brock Domann	10	176	64	998	1062	106.2
Jawhar Jordan	13	142	815	0	815	62.7
Maurice Turner	8	65	314	0	314	39.3
Huggins-Bruce	12	3	4	0	4	0.3

### All-Purpose

Player	G	Rush	RCV	Pr	Kr	Ir	Total	Avg/G
Jawhar Jordan	13	815	85	0	353	0	1253	96.4
Maurice Turner	8	314	72	0	0	0	386	48.3
Huggins-Bruce	12	4	365	0	0	0	369	30.8
Chris Bell	9	0	105	0	18	0	123	13.7
Quincy Riley	13	0	0	0	0	101	101	7.8
Brock Domann	10	64	0	0	0	0	64	6.4
M.J. Griffin	12	0	0	0	0	28	28	2.3
Duane Martin	13	0	22	0	0	0	22	1.7
Josh Lifson	13	0	9	0	0	0	9	0.7
Elijah Downing	5	0	7	0	0	0	7	1.4
Jarvis Brownlee	13	0	0	0	0	4	4	0.3

### Defensive Statistics

##	Player	GP	UA	A	Tot	Tf/Yds	Sack-Yds	Int-Yds	Brup	Qbh	Fr-Yds	FF	Kick	Saf
12	Jarvis Brownlee	13	51	15	66	2.5-5	.	2-4	12	2	.	.	.	.
5	Josh Minkins	13	39	16	55	2-10	1-9	1-0	3	1	.	1	.	.
26	M.J. Griffin	12	23	22	45	0.5-1	.	2-28	1	.	.	1	.	.
10	Ben Perry	13	31	12	43	1-2	.	.	3	3	.	.	.	.
3	Quincy Riley	13	24	3	27	1-10	1-10	3-101	2	.	.	.	.	.
99	Dezmond Tell	13	10	16	26	4.5-10	2-6	.	.	1	1-0	.	.	.
9	Ashton Gillotte	12	12	12	24	8-53	7-53	.	1	1	2-0	1	.	.
95	Mason Reiger	13	11	7	18	7-29	1-11	.	1	1	1-0	2	.	.
34	T.J. Quinn	13	9	9	18	0.5-1	.	.	.	1	.	.	.	.
93	Jared Dawson	11	10	6	16	3-10	2.5-10	.	.	1	.	1	.	.
41	Ramon Puryear	13	7	7	14	2-5	1.5-4	.	.	.	.	.	.	.
91	Tawfiq Thomas	11	2	6	8	.	.	.	.	.	.	.	.	.
25	D'Angelo Hutchinson	8	3	3	6	.	.	.	.	.	.	.	.	.
15	Kam Wilson	7	4	1	5	.	.	.	1	.	.	1	.	.
32	Ryheem Craig	3	1	4	5	.	.	.	.	1	.	.	.	.
43	Jack Reiger	6	2	2	4	1-8	.	.	.	.	.	.	.	.
17	Jackson Hamilton	12	2	2	4	.	.	.	.	.	.	.	.	.
19	Popeye Williams	6	3	.	3	.	.	.	.	.	.	.	.	.







## 33

### Mario Agyen


Bronx, N.Y.  
Northern Highlands

RB	5-7	190	R-Jr.
----	-----	-----	-------

**2022:** Played in the bowl win over Cincinnati ... recorded one rush for zero yards.

**High School:** Started at John F Kennedy High (2014-2017) before transferring to Northern Highlands (2017-18) ... played running back and was a kick returner ... rushed for 2,498 yards and 24 touchdowns at John F. Kennedy ... ran for 1,100 yards at Northern Highlands ... recorded seven 100-yard rushing games ... totaled 1,333 all-purpose yards ... selected first team all-city ... named Bergen County first team ... named the team's Offensive Most Valuable Player ... competed on the track and field team in the 4 x 200 and 4 x 100.

**Personal:** Born 2/18/99 ... son of Angel Agyen.



## 24

### Jaylin Alderman

Valdosta, Ga.  
Valdosta

LB	6-1	230	R-So.
----	-----	-----	-------

**2022:** Didn't see game action.

**2021:** Appeared in 12 games ... intercepted a pass and returned it 66 yards for the game-winning touchdown in a 42-35 win over UCF ... made his first start of his career in a win at Florida State ... recorded two tackles versus Florida State, Wake Forest and Boston College.

**High School:** Rated as a three-star prospect by 247Sports, Rivals and ESPN ... ESPN ranks him as the No. 33 player at his position ... rated as the No. 1283 prospect by 247Sports Composite ... slotted as the No. 57 inside linebacker and the No. 117 player in Georgia ... ranked as the No. 65 inside linebacker and the No. 120 prospect in Georgia by 247Sports ... played outside linebacker and wide receiver for Rush Propst at Valdosta High ... committed to Louisville on 7/13/20 ... selected as the Defensive Player of the Game in a 28-25 win over Warner Robins on Sept. 4 after recording 14 tackles, including seven solo tackles, and two sacks in the victory ... totaled 14 tackles and one sack in a 24-10 loss to Colquitt County. Both teams were ranked in the MaxPreps top 35, chosen as a Class 6-A first team all-state selection ... named Valdosta's Defensive MVP ... named the top linebacker at the MVP Camps ... named Valdosta Defensive MVP and Class 1-A first-team All-State as a junior ... earned all-region accolades and led his team in tackles, plus had five pass breakups, two forced fumbles, and one interception ... chose Louisville over offers from Appalachian State, East Carolina, FIU, Charlotte, Akron, Cincinnati and Middle Tennessee.

**Personal:** Born 1/3/03 ... Parents are Laneshia Williams and Rickey Alderman ... sports administration major.

#### Career Statistics

Year	G-S	U-A-T	TFL	S	PBU	Int
2022	0-0	0-0-0	0-0	0-0	0	0-0
2021	12-3	11-6-17	0.5-1	0-0	0	1-66
<b>Totals</b>	<b>12-3</b>	<b>11-6-17</b>	<b>0.5-1</b>	<b>0-0</b>	<b>0</b>	<b>1-66</b>



JAYLIN ALDERMAN



## 0

### Chris Bell

Yazoo City, Miss.  
Greenville Christian

WR	6-2	225	So.
----	-----	-----	-----

**2022:** Earned All-ACC Academic accolades ... recorded six catches for 96 yards ... saw his first career action in the win over USF ... caught a 26-yard pass in the win versus USF ... recorded an 18-yard reception versus Boston College ... caught a career long 29-yard pass versus Pittsburgh ... recorded a career best two catches for seven yards against Wake Forest ... had a 14-yard catch against James Madison.

**High School:** Played for Jon Reed McLendon at Greenville Christian School ... three-start prospect by 247Sports ... listed as the 22nd-best receiver in Mississippi and the 114th-best wide receiver ... transferred from Yazoo City (Miss.) over to Greenville Christian (Miss.) ... helped his team win the 3A MAIS state title ... had touchdown receptions of 65 and 71 yards during his senior season ... caught three passes for 52 yards and a

MEDIA

PREVIEW

TEAM

COACHES

REVIEW

HONORS

PROS

RECORDS

UOFL





## 2023 Cardinal Player Bios

touchdown in the state championship game ... totaled over 1,000 yards of total offense ... ran track for Greenville Christian and recorded a 22.5 in the 200-meter dash ... chose Louisville over Mississippi State, Mississippi, Maryland, Southern Mississippi, Baylor and Florida State.

**Personal:** Born 6/7/04 ... Son of Christopher Bell, Sr.

## 2022

Opponent	No.	Yds	TD	LG
Syracuse	0	0	0	0
UCF	-	-	-	-
Florida State	-	-	-	-
USF	1	26	0	26
Boston College	1	18	0	18
Virginia	-	-	-	-
Pitt	1	29	0	29
Wake Forest	2	7	0	9
James Madison	1	14	0	14
Clemson	0	0	0	0
NC State	0	0	0	0
Kentucky	0	0	0	0
Cincinnati	1	11	11	0

## Career Statistics


Year	G-S	No.	Yds	TD	Avg.	LG
2022	13-0	7	105	0	15.0	29

## Bell's Career Highs

Receptions	2 vs. Wake Forest, 2022
Receiving Yards	29 vs. Pitt, 2022
Longest Reception	29 vs. Pitt, 2022



CHRIS BELL



## 46


### Darrian Bell

Danville, Ky.  
Danville

LB	6-0	235	Jr.
----	-----	-----	-----

**2022:** Appeared in three games as a reserve linebacker ... made his debut against USF ... also played in games versus Wake Forest and Cincinnati ... recorded one tackle.

**High School:** Attended Danville High School in Ky. ... played MLB and TE in high school ... leading tackler on Danville's 2017 15-0 state championship team as a sophomore ... finished his career with over 400 career tackles ... named 2019 Advocate-Messenger Defensive Player of the Year.



## 71

### Joshua Black

Stone Mountain, Ga.  
Stephenson

OL	6-2	280	R-Jr.
----	-----	-----	-------

**2022:** Saw action in three games ... played in contests versus USF, Wake Forest and James Madison.


**2021:** Didn't see game action.

**2020:** Played in two games ... participated in games versus Syracuse and Wake Forest ... made his first career start in a win over Wake Forest.

**2019:** Played in four games, while earning his redshirt ... made his debut versus Boston College on special teams.

**High School:** Played for Ron Gartrell at Stephenson High ... rated a three-star prospect by 247 Sports ... earned first team all-state ... tabbed to the Georgia Sports Writers Association All-State Football squad ... early commitment to Georgia Tech ... earned all-county and all-region accolades ... four-year starter ... served as one of the team's captains ... played offensive tackle and offensive guard on the offensive line ... played defensive tackle and defensive end ... received offers from Louisville, South Carolina, Georgia Tech and Florida Atlantic ... son of Chantal and Jayson Black.

**Personal:** sports administration major.



## 56

### Renato Brown

West Palm Beach, Fla.  
Palm Beach Central

OL	6-4	315	R-Jr.
----	-----	-----	-------

**2022:** Named All-ACC Honorable Mention ... Started 13 games at right tackle ... played 678 snaps ... tied for the team lead with 53 knock-down blocks ... graded out at 86 percent for the season. team averaged 406.2 yards of total offense.

**2021:** Started 12 of 13 games at right tackle ... team averaged 212.9

MEDIA

PREVIEW

TEAM

COACHES

REVIEW

HONORS

PROS

RECORDS

UOFL





yards per game on the ground ... helped the Cardinals rush for 384 yards in a win over Duke ... ended the regular season with an average of 448.9 yards per game.

**2020:** Played in 11 games, making nine starts at right tackle ... helped the Cardinals average 200.0 yards on the ground for the second-straight season ... offense averaged 444.2 yards of total offense.

**2019:** Played in the four games allowable to still preserve his redshirt season ... saw first collegiate action against Notre Dame.

**High School:** Played for Santino Ierulli at West Palm Beach Central High ... originally committed to Miami ... can play both offensive guard and tackle ... three-star prospect by 247Sports and Rivals.com ... rated as one of the Super 11 players by the Palm Beach Post ... ranked as the No. 78 prospect in the Sunshine State and the No. 38 offensive guard nationally by 247Sports ... rated the No. 63 offensive linemen by Rivals ... totaled 23 tackles and two sacks on the defensive side of the football ... guided team to an 11-2 record, losing 21-6 to Deerfield Beach in the Class 8A regional final ... an All-County first-team pick during both his junior and senior seasons ... recorded 33 pancake blocks, 42 total tackles and 5.0 tackles for loss as a junior ... also recorded 3.0 sacks and an interception ... played both offensive and defensive line at West Palm Beach Central High ... received offers from Louisville, Alabama, Florida, Georgia, Kentucky, Marshall, Miami, Penn State, Pittsburgh, Rutgers, South Carolina, Southern Miss, South Florida and Virginia.

**Personal:** Son of Destine Cunningham ... born 6/12/00 ... criminal justice major.



RENATO BROWN

	<b>44</b>	<b>Selah Brown</b>		
		Louisville, Ky. Male		
DL	6-2	285	R-Fr.	

**2022:** Appeared in four games as a true freshman ... made his collegiate debut against USEF.

**High School:** Played for Chris Wolfe at Male High ... four-star prospect ... listed as the No. 4 player in the state by the ON3 Consensus rankings ... ranked as the No. 78 defensive lineman and the No. 6 athlete in Kentucky by ON3 ... rated the No. 2 player in the state of Kentucky and the No. 1 defensive end in the state ... committed to Louisville on Nov. 21, 2021 ... four-star prospect by 247Sports ... checks in as the No. 327 nationally overall and the No. 43 defensive lineman in the 247Sports Composite rankings ... ranked as the No. 55 defensive end ... named a finalist for the Kentucky Football Coaches Association Mr. Football Award ... named Class 6A Player of the Year by Kentucky Football Coaches Association ... led Male High to a 13-1 record and a runner-up finish at the 6A State Championship ... finished with 31 tackles and 3.0 tackles for loss as a senior ... had two tackles, a tackle for a loss, and a sack in a 43-0 win over Fern Creek in the first round of the playoffs ... credited with 50 tackles and 15.0 tackles for loss in 15 games as a sophomore ... guided Male to four state championship appearances and a 49-5 overall record ... credited with 38 tackles, 12/5 tackles for loss and 3.0 sacks as a junior ... played in only three games as a freshman ... played DE and DT in multiple fronts as a junior in 2020.

**Personal:** Born 10/10/02 ... Son of Shena Bennett ... marketing major.

	<b>20</b>	<b>Victoine Brown</b>		
		Loganville, Ga Grayson		
DL	6-4	250	R-So.	

**2022:** Didn't see game action.

**2021:** Redshirted.

**High School:** Rated as a three-star prospect by 247Sports, Rivals and ESPN ... ranked as the No. 493 247Sports Composite ... slotted as the No. 31 strongside defensive end by 247Sports and the No. 38 athlete in Georgia ... tabbed as the No. 42 player in the state and No. 36 defensive end by Rivals ... played defensive end for Adam Carter at Grayson High ... committed to Louisville on 3/20/20 ... named first team all-state ... honored as an all-region selection ... totaled 32 tackles and 7.5 sacks during his senior season ... added 7.0 tackles for loss ... credited with 17 quarterback hurries and four pass break-ups ... credited with 19 tackles and 1.0 sacks ... registered 3.0 tackles for loss and 11 quarterback hurries ... named second team all-state as a junior.

**Personal:** Born 1/8/03 ... parents are Jasmine Goodwin and Roderick Upshur.

MEDIA

PREVIEW

TEAM

COACHES

REVIEW

HONORS

PROS

RECORDS

UOFL





# 2023 Cardinal Player Bios

MEDIA

PREVIEW

TEAM

COACHES

REVIEW

HONORS

PROS

RECORDS

UOFL



2

## Jarvis Brownlee

Miami Gardens, Fla.  
Carol City

DB 6-0 190 Jr.

**2022:** Started all 13 games at cornerback ... finished third on the team with 66 tackles ... ended the year tied for second on the team with two interceptions ... recorded eight tackles and 1.5 tackles for loss against Kentucky ... had 11 tackles and four pass breakups in the win against NC State ... totaled eight tackles, 1.0 tackle for loss, and one pass breakup against Clemson ... recorded three pass breakups and three tackles in the win against JMU ... had six tackles and one pass breakup in the win versus Wake Forest ... had three tackles in the win against Pitt ... totaled six tackles, one interception, and one pass breakup in the win versus Virginia ... recorded two tackles against Boston College ... totaled two tackles in the win versus



JARVIS BROWNLEE

USF ... recorded three tackles versus Florida State ... caught one interception ... had three tackles and one pass breakup in the win against UCF ... totaled seven tackles in the season opener against Syracuse.

**Previous School:** Appeared in all 12 games with 11 starts at Florida State ... recorded 51 tackles, including 2.0 for loss, two interceptions, three pass breakups and one forced fumble ... registered career-high 10 tackles vs. Miami ... recorded three solo tackles, one interception and one pass breakup vs. UMass ... returned interception 70 yards for touchdown ... made six tackles, including 0.5 for loss, in season opener vs. No. 9 Notre Dame ... played eight games with four starts and recorded 26 tackles in 2020, including 2.0 for loss with 1.0 sack, one interception and one pass breakup ... co-Devaughn Darling Defense Freshman of the Year ... Seminole Scholar ... had career-high eight tackles, including six solo and 1.0 for loss, vs. Pitt ... made season debut at No. 12 Miami and had three tackles ... grabbed first collegiate interception and made two tackles at North Carolina State ... registered four tackles in 56-35 win vs. Duke ... appeared in four games and made one tackle in 2019 ... ACC Honor Roll ... recorded solo stop at No. 2 Clemson ... also saw action at No. 25 Virginia, vs. Louisville and vs. North Carolina State ... redshirted 2019 season ... rated as four-star prospect by Rivals, and three-star by 247Sports and ESPN ... ranked as nation's 44th-best cornerback and No. 50 overall prospect in Florida by Rivals ... physical cornerback with massive wingspan ... competed in Adidas 7-on-7 National Championship in the spring prior to his senior season, recording an interception ... as a senior was part of defense that recorded five shutouts and allowed average of 9.8 points per game while leading Miami Carol City to 9-3 record and Regional Semifinal round of FHSAA 6A state playoffs ... recorded longest interception return in Traz-Powell Stadium history as a senior, going back 108 yards for a touchdown ... high school teammates with FSU signee Malcolm Ray.

**Personal:** Born 7/13/01 ... son of Erica Taylor ... sports administration major.

### 2022

Opponent	S-A-T	TFL	Sack	Misc.
Syracuse	5-2-7	0-0	0-0	-
UCF	2-1-3	0-0	1-1	PBU
Florida State	3-0-3	0-0	0-0	QBH
USF	1-1-2	0-0	0-0	-
Boston College	2-0-2	0-0	0-0	-
Virginia	5-1-6	0-0	1-4	PBU
Pitt	3-0-3	0-0	0-0	-
Wake Forest	4-2-6	0-0	0-0	PBU
James Madison	1-2-3	0-0	0-0	3 PBU
Clemson	7-1-8	1-2	0-0	PBU
NC State	9-2-11	0-0	0-0	4 PBU
Kentucky	6-2-8	1.5-3	0-0	QBH
Cincinnati	3-1-4	0-0	0-0	PBU

### 2021\*

Opponent	S-A-T	TFL	Sack	Misc.
Notre Dame	4-2-6	0.5-1	0-0	-
Jacksonville State	0-1-1	0-0	0-0	-
Wake Forest	4-0-4	0-0	0-0	PBU
Louisville	2-1-3	0.5-1	0-0	-
Syracuse	1-2-3	0-0	0-0	-
North Carolina	0-0-0	0-0	0-0	-
Massachusetts	3-0-3	0-0	0-0	Int, PBU
Clemson	3-2-5	0-0	0-0	-
NC State	1-3-4	0-0	0-0	-
Miami	6-4-10	0-0	0-0	-
Boston College	5-1-6	0-0	0-0	PBU
Florida	1-5-6	1-3	0-0	FF, Int





## 2020\*

Opponent	S-A-T	TFL	Sack	Misc.
Miami	2-1-3	0-0	0-0	-
Jacksonville State	0-2-2	0-0	0-0	-
Notre Dame	0-1-1	0-0	0-0	-
North Carolina	4-0-4	1-6	1-6	-
Louisville	1-1-2	0-0	0-0	PBU
Pitt	6-2-8	1-3	0-0	-
NC State	1-1-2	0-0	0-0	Int
Duke	3-1-4	0-0	0-0	-

## 2019\*

Opponent	S-A-T	TFL	Sack	Misc.
Virginia	0-0-0	0-0	0-0	-
Louisville	0-0-0	0-0	0-0	-
NC State	0-0-0	0-0	0-0	-
Clemson	1-0-1	0-0	0-0	-


\*Denotes games played at FSU

## Career Statistics

Year	G-S	U-A-T	TFL	S	PBU	Int
2022	13-13	51-15-66	2.5-5	0-0	12	2-4
2021	12-11	30-21-51	2-5	0-0	3	2-70
2020	8-4	17-9-26	2-9	1-6	1	1-0
2019	4-0	1-0-1	0-0	0-0	0	0-0
<b>Totals</b>	<b>37-28</b>	<b>99-45-144</b>	<b>6.5</b>	<b>1-6</b>	<b>16</b>	<b>5-74</b>

## Brownlee's Career Highs

Tackles	11 vs. NC State, 2022
Tackles for Loss	1.5 vs. Kentucky, 2022
Sacks	1, Three Times
Break-ups	4 vs. NC State, 2022
Interceptions	1, 5 Times



## 76


### Luke Burgess

New Palestine, Ind.  
New Palestine

OL	6-8	300	Fr.
----	-----	-----	-----

**High School:** Committed in June ... enrolled in January ... consensus three-star prospect ... rated the No. 425 player nationally ... ranked the 6th offensive tackle in the state of Indiana ... 247Sports ranks him No. 43 at his position and No. 8 in the state ... named an Army All-American ... named first-team All-State ... won a state title and were three-time sectional champions ... CBS Preseason All-American ... recorded 18 tackles and 2.0 tackles for loss in 2021 ... credited with 23 tackles, 3.0 tackles for loss, and 1.5 sacks in 2020 ... selected to play in the US Army Bowl ... team finished 12-1, falling in the Class 4-A state quarterfinals ... squad averaged 193.5 yards a game rushing ... chose Louisville over Miami, Boston College, Cincinnati, Iowa, Iowa State, Michigan State, Oregon and Tennessee.

**Personal:** Born 3/21/05 ... son of Brandy and John Burgess.



## 7

### Jimmy Calloway

Morrow, Ga.  
Morrow/Tennessee

WR	6-0	190	R-Jr.
----	-----	-----	-------

**Before Louisville:** Played three seasons at Tennessee ... appeared in 20 career games with one start ... caught nine passes for 124 yards and one touchdown during his UT career ... recorded his first two catches of the year for 20 yards in win over Akron ... earned a redshirt after playing in three games in 2020, finishing the year with five receptions for 84 yards and a touchdown ... hauled in first-career receiving TD (44 yards) and led Vols with 59 receiving yards on three catches in season debut vs. Pitt ... saw action in eight games as a true freshman in 2020 at both wide receiver and on special teams ... recorded his first-career reception with a 6-yard catch at No. 23 Auburn ... notched two catches for 20 yards at Vanderbilt ... rated as a four-star prospect and the No. 9 rated athlete in the country by the 247 composite rankings ... was a two-way standout at Morrow High School in Morrow, Georgia, seeing time at quarterback, receiver, safety and kick/punt returns ... led the Mustangs to their first playoff appearance in 21 years as a senior in 2019 ... tabbed to the Georgia Class 6A All-State Team as a defensive back in 2019 ... named the 2019 Region 4-6A Offensive Player of the Year and the 2019 Clayton County Player of the Year ... named to the 2018 All-USA Tennessee First Team and the 2018 All-Region 4-6A First-Team ... announced as the 2017 Region 4-6A Offensive Player of the Year after catching 32 passes for 684 yards and eight touchdowns, while returning three kickoffs for scores ... a member



JIMMY CALLOWAY

MEDIA

PREVIEW

TEAM

COACHES

REVIEW

HONORS

PROS

RECORDS

UOFL






## 2023 Cardinal Player Bios

of Morrow's track and field team where he was clocked at a 10.7 in the 100-meter dash in addition to a 4.4, 40-yard dash.

**Personal:** Born 3/30/01 ... son of Joy Tolbert ... sociology major.

## Career Statistics

Year	G-S	No.	Yds	TD	Avg.	LG
2022	9-0	2	20	0	10.0	17
2021	3-0	3	54	1	16.8	44
2020	8-0	2	20	0	10.0	14
<b>Totals</b>	<b>20-0</b>	<b>7</b>	<b>94</b>	<b>1</b>	<b>13.4</b>	<b>44</b>



**6** Stanquan Clark

Miami, Fla.  
Miami Central

LB 6-2 225 Fr.

**High School:** Ranked a four-star recruit by Rivals and a four-star by 247 Sports ... rated the No. 146 recruit in the nation ... ranked as the No. 38 player at linebacker and the No. 82 player in the state of Florida ... tabbed the No. 28 linebacker in the state of Florida ... recorded 80 tackles and 23.0 tackles for loss as a senior ... credited with 12.0 sacks ... earned All-State recognition as a junior ... credited 131 tackles and 24 tackles for loss during his junior season ... recorded 38 tackles and 6.0 tackles for loss as a sophomore ... also competed in track and field.

Chose Louisville over offers from Auburn, Miami, Kentucky and NC State.

**Personal:** Born 10/28/04 ... son of Elvira Roundtree ... undecided.




**10** Pierce Clarkson

Bellflower, Calif.  
St. John Bosco

QB 6-1 190 Fr.

**High School:** Committed in January ... consensus four-star prospect ... ranked by 247Sports as the No. 20 quarterback and the No. 27 player in California ... finished his career with 3,319 yards and 42 touchdowns ... rushed for 676 yards and nine scores in his career ... selected to play in the All-American Bowl ... passed for 1,903 yards and 26 touchdowns as a senior ... completed 64.0 percent of his throws ... led John Bosco to a CIF Open Division state championship with a 45-0 win ... team ranked No. 1 nationally ... threw for 204 yards and three touchdowns against Mission Viejo in the state semifinals ... led Bosco with 301 yards passing and five touchdowns in a playoff win over Orange Lutheran ... rushed 50 times for 422 yards and five touchdowns ... threw for 1,416 yards and 16 touchdowns as a junior ... added 38 carries for 254 yards and four touchdowns on the ground ... 25th ranked quarterback in the state of California by Rivals.com ... chose Louisville over Arizona, Arkansas, Colorado, Pittsburgh, Purdue and Kentucky.

**Personal:** Born 10/15/03 ... son of Lisa and Steve Clarkson ... communication major.



**3** Kevin Coleman

St. Louis, Mo.  
St. Mary's / Jackson State

WR 5-11 180 So.

**Before Louisville:** Standout at Jackson State in 2022 ... caught 32 passes for 475 yards and three scores to earn SWAC Freshman of the Year honors ... closed his rookie season with a career high seven receptions for 137 yards and one score in the Celebration Bowl loss to North Carolina Central ... rated four-Star recruit at St. Mary's ... stellar career on offense, defense, and special teams ... caught 179 passes for 3,968 yards and 56 touchdowns and rushed 37 times for 435 yards and six touchdowns ... recorded 87 tackles and 14 interceptions ... averaged 26.9 yards on kickoff returns and 20.3 yards on punt returns with 16 return touchdowns ... scored 29 touchdowns (21 receiving, three rushing, six returns) as a senior ... totaled 1,993 all-purpose yards ... caught 37 passes for 985 yards and 17 touchdowns, rushed 37 times for 435 yards ... averaged 37.0 yards on kickoff returns and 25.7 yards on punt returns.

**Personal:** Born 9/10/03 ... son of Chinara Meeks ... sports administration major.

## 2022 (Jackson State)

Opponent	No.	Yds	TD	LG
Florida A&M	4	41	0	18
Tennessee State	2	25	0	20
Grambling	2	19	0	15
Mississippi Valley State	2	76	0	64
Alabama State	3	39	1	25
Bethune-Cookman	2	13	0	10





Campbell	1	13	0	13
Southern	3	36	0	19
Texas Southern	2	20	0	10
Alabama A&M	0	0	0	0
Alcorn	3	42	0	17
Southern	1	14	1	14
N.C. Central	7	137	1	84

### Career Statistics

Year	G-S	No.	Yds	TD	Avg.	LG
2022	13-0	32	475	3	14.8	85

### Coleman's Career Highs


Receptions	7 vs. NC Central, 2022
Receiving Yards	137 vs. NC Central, 2022
Longest Reception	85 vs. NC Central, 2022



KEVIN COLEMAN



AUSTIN COLLINS



## 51

### Austin Collins

Perrysburg, Ohio  
Perrysburg

OL	6-3	290	R-So.
----	-----	-----	-------

**2022:** Played in seven contests.


**2021:** Appeared in Wake Forest and Duke contests.

**2020:** Appeared in one contest ... his first appearance came in a starting role at center in a 45-21 win over Wake Forest ... team rushed for 254 yards and totaled 453 yards of offense with him at center.

**High School:** Played for Matt Kregel at Perrysburg High School ... ranked as the No. 60 player in the state and the No. 95 offensive guard by 247Sports ... earned all-league accolades ... named all-district and all-state accolades as a senior ... selected as one of the team captains ... recorded 73 tackles, three sacks, and two forced fumbles in 14 games played during his senior season ... named BCSN Player of the Week ... played his first three sea-

sons of high school at Christian Academy ... played for former Cardinals great quarterback Stefan LeFors ... played on the basketball team ... participated on the track and field team, throwing the shot put and discus ... received offers from Indiana, Purdue, Cincinnati, Ball State, Marshall, and Toledo.

**Personal:** Born 5/13/01 ... son of Tracy and Curtis Collins ... finance major.



## 6

### Evan Conley

Marietta, Ga.  
Kell

QB	6-2	210	Sr.
----	-----	-----	-----

**2022:** Played in one game ... came in relief during the Wake Forest game.

**2021:** Played in five games ... completed 10 of 19 passes for 79 yards and one touchdown ... finished 7-of-8 for 63 yards and one touchdown versus Kentucky ... completed 2-of-4 passes for 10 yards versus Syracuse ... was 1-of-3 for six yards in the home opener versus Eastern Kentucky.

MEDIA

PREVIEW

TEAM

COACHES

REVIEW

HONORS

PROS

RECORDS

UOFL





# 2023 Cardinal Player Bios

MEDIA

PREVIEW

TEAM

COACHES

REVIEW

HONORS

PROS

RECORDS

UOFL



EVAN CONLEY

**2020:** Appeared in three games, passing for 48 yards ... took his first snaps of the season at Notre Dame, completing 1-of-2 passes for five yards ... entered in the fourth quarter against Syracuse and went 3-for-3 for 43 yards.

**2019:** Appeared in seven games as a reserve quarterback ... threw for 613 yards and four touchdowns ... rushed for 88 yards and a touchdown ... saw his first action against Western Kentucky, connecting on a 62-yard touchdown pass to Tutu Atwell ... finished 10-of-16 for 140 yards and a touchdown against Boston College ... named ACC Quarterback and Rookie of the Week after throwing for 196 yards and two scores and rushing for 79 yards and a touchdown at Wake Forest ... named to Manning Award Stars of the Week and Davey O'Brien Award Great Eight following Wake Forest performance ... completed 6-of-11 passes for 109 yards at Miami.

**High School:** Played for Brett Sloan at Kell High ... mid-year enrollee ... threw for more than 7,000 career yards during his four seasons as a starter ... began his scholastic career at Pope High, where he completed 63 percent of his throws for 2,240 yards and 22 touchdowns ... elected the Overall Pope Football Player of the Year ... rated among the nation's top 100 pro-style quarterback prospects by the industry-generated 247Sports composite ratings ... ranked the No. 193 player in Georgia ... named the 7-AAAAA Offensive Player of the Year ... named to the GSWA all-state team as a junior ... named 5A all-state honorable mention by the Georgia Sports Writers Association ... helped team score over 30 points in nine of 12 games ... garnered all-region honors ... guided Kell to a 9-3 record with a run into the state playoffs before being knocked out by traditional power Buford ... completed 22-40 passes for 277 yards and three touchdowns versus Region 7-5A regional champion and GHSA 5A state champion Rome High ... was 21-32 passing for 306 yards and two touchdowns against Paulding County High ... completed 35-49 passes for 471 yards and five touchdowns versus Hiram ... passed for 2,276 yards and 17 touchdowns as a sophomore ... also ran for 917 yards and 19 scores ... averaged 319.3 total yards per game ... earned first-team 6A All-Region 7 honors.

**Personal:** Son of Julie and Ron Conley ... born 2/10/01 ... marketing major/exercise science minor ... earned a master's in business administration.

## Career Statistics

Yr	G/S	Comp	Att	Int	Yds	TD	Pct	LG
2019	7/0	40	71	3	613	4	56.3	62
2020	3/0	4	5	0	48	0	80.0	25
2021	5/0	10	19	0	79	1	52.6	28
<b>Total</b>	<b>15/0</b>	<b>54</b>	<b>95</b>	<b>3</b>	<b>740</b>	<b>5</b>	<b>56.8</b>	<b>62</b>

## Rushing

Yr	G/S	Att	Yds	Avg	TD	LG
2019	7/0	30	88	2.9	1	41
2020	3/0	1	-10	-10.0	0	-10
2021	5/0	3	26	8.7	0	20
<b>Total</b>	<b>15/0</b>	<b>34</b>	<b>104</b>	<b>3.1</b>	<b>1</b>	<b>41</b>

## Conley's Career Highs

Completions	12 at Wake Forest, 10/12/19
Attempts	18 at Wake Forest, 10/12/19
Passing Yards	196 at Wake Forest, 10/12/19
Long Pass	62 vs. Western Kentucky, 9/14/19
Touchdowns	2 at Wake Forest, 10/12/19
Rushes	8 at Kentucky, 11/30/19
Rushing Yards	79 at Wake Forest, 10/12/19
Long Rush	41 at Wake Forest, 10/12/19
Touchdowns	1 at Wake Forest, 10/12/19

## 32

### Ryheem Craig

Taylorsville, N.C.  
Alexander Central

DL	6-3	235	R-So.
----	-----	-----	-------

**2022:** Played in six games off the bench ... totaled five total tackles ... recorded one tackle in the win against JMU ... had two tackles and one quarterback hurry in the win against Wake Forest.

**2021:** Redshirted ... appeared in four games ... recorded his first career sack in a game versus Boston College.

**High School:** Three-star prospect ... ranked as No. 1486 in the 247Sports Composite ... rated the No. 82 weakside defensive end and the No. 61 in North Carolina ... checked in as the No. 72 weakside defensive end and the No. 59 prospect in North Carolina ... played for Butch Carter at Alexander Central ... committed to Louisville on 5/14/20 ... has the position flexibility to play defensive end or outside linebacker ... recorded 89 tackles, 21.5 tackles for loss, and 10.5 sacks in earning All-Northwestern 3-A/4-A Conference first-team honors as a junior ... also a standout on the track and field team ... chose Louisville over Boston College, Appalachian State, Illinois, Minnesota, NC State, Maryland, Syracuse, Tennessee and Western Kentucky.


**Personal:** Born 12/9/02 ... son of Latoya Craig ... undecided major.

## Career Statistics

Year	G-S	U-A-T	TFL	S	PBU	Int
2022	6-0	1-4-5	0-0	0-0	0	0-0
2021	4-0	1-0-1	1-9	1-9	0	0-0
<b>Totals</b>	<b>10-0</b>	<b>2-4-6</b>	<b>1-9</b>	<b>1-9</b>	<b>0</b>	<b>0-0</b>







# 93

## Jared Dawson

Collierville, Tenn.  
Collierville

DL	6-2	305	R-So.
----	-----	-----	-------

**2022:** Appeared in 12 games as a reserve defensive tackle ... finished the season with 16 tackles, 3.0 tackles for loss and 2.5 sacks on the year ... credited with 0.5 sacks in the bowl game win over Cincinnati ... had one tackle in the win against NC State ... recorded one tackle against Clemson ... had two tackles and 0.5 tackles for loss in the win against JMU ... totaled two tackles, 1.0 sacks, 1.0 tackles for loss, and one forced fumble in the win against Wake Forest ... recorded one tackle in the win versus Pitt ... had one tackle, 1.0 sacks, and 1.0 tackles for loss in the win against Virginia ... totaled two tackles against Boston College ... recorded one tackle and one quarterback hurry in the win versus USF ... totaled two tackles versus Florida State ... recorded one solo tackle in the win against UCF.

**2021:** Appeared in three games on the defensive line.

**2020:** Appeared in three games at nose tackle ... played in the final three games versus Syracuse, Boston College and Wake Forest.



JARED DAWSON

**High School:** Played for Joe Rocconi at Collierville High School ... ranked among the top 500 players - at No. 448 - nationally by 247Sports; ranked No. 44 among defensive tackles ... 43rd-ranked defensive tackle nationally and 13th-ranked player in Tennessee ... owns a 2.81 GPA and a 31 on his ACT ... finished his career with 152 tackles and 18 sacks ... registered 49 tackles for loss ... recorded 81 total tackles, five sacks, and three fumbles recovered as a senior ... notched 16 tackles, including eight tackles for a loss in a loss to Arlington ... credited with nine tackles, two sacks, and one fumble recovery in a 25-24 overtime win over Center Hill ... posted six tackles, including two solos and one sack, and caused and recovered a fumble in a 29-28 win over Memphis Southwind ... received offers from Louisville, Georgia Tech, Kansas, Missouri, Tulane, Wake Forest, Middle Tennessee, Memphis and Army.

**Personal:** Born 2/8/02 ... son of Nicole and Gerald Dawson ... psychology major.

### 2022


Opponent	S-A-T	TFL	Sack	Misc.
Syracuse	-	-	-	-
UCF	1-0-1	0-0	0-0	-
Florida State	1-1-2	0-0	0-0	-
USF	1-0-1	0-0	0-0	QBH
Boston College	2-0-2	0-0	0-0	-
Virginia	1-0-1	1-5	1-5	-
Pitt	0-1-1	0-0	0-0	-
Wake Forest	1-1-2	1-2	1-2	FF
James Madison	1-1-2	0.5-0	0-0	-
Clemson	1-0-1	0-0	0-0	-
NC State	0-1-1	0-0	0-0	-
Kentucky	0-0-0	0-0	0-0	-
Cincinnati	1-1-2	0.5-3	0.5-3	-

### Career Statistics

Year	G-S	U-A-T	TFL	S	PBU	Int
2022	12-0	10-6-16	3-10	2.5-10	0	0-0
2021	3-0	0-0-0	0-0	0-0	0	0-0
<b>Totals</b>	<b>15-0</b>	<b>10-6-16</b>	<b>3-10</b>	<b>2.5-10</b>	<b>0</b>	<b>0-0</b>

### Dawson's Career Highs

Tackles	2, Five Times, 2022
Tackles for Loss	1.0 vs. Two Times, 2022
Sacks	1.0 vs. Two Times, 2022



# 19

## Brock Domann

Colorado Springs, Colo.  
Independence CC

QB	6-2	225	R-Sr.
----	-----	-----	-------

**2022:** Played in nine games, making four starts ... posted 3-1 record as a starter ... passed for 958 yards and four touchdowns ... completed 10-of-18 passes for 92 yards and a touchdown in the Wasabi Fenway Bowl win over Cincinnati ... made the start against Kentucky, completing 14-of-21 passes for 129 yards and a touchdown ... put the Cards ahead to stay with an eight-yard touchdown pass to Marshon Ford ... threw 12-of-25 for 153 yards and recorded six rushing attempts on 26 attempts in the win against NC State ... had five carries and went 13-of-23 for 175 total yards with one touchdown pass against Clemson ... went 2-of-3 and rushed one time

MEDIA

PREVIEW

TEAM

COACHES

REVIEW

HONORS

PROS

RECORDS

UOFL





## 2023 Cardinal Player Bios

MEDIA

PREVIEW

TEAM

COACHES

REVIEW

HONORS

PROS

RECORDS

UOFL



BROCK DOMANN

against Wake Forest ... went 2-of-5 for 35 yards in the win against Pitt ... had his first career start and went 17-of-30 for 275 yards and one touchdown pass to Marshon Ford ... rushed for 71 yards and one touchdown in the win against Virginia ... was 1-of-8 for 19 passing yards against Boston College ... rushed one time and went 5-for-8 with 73 passing yards in the win versus USF.

**Previous School:** Played for San Bernardino Valley College in San Bernardino, California ... played 2018 season at Ventura College and was a redshirt in 2019; went to Campbell University but didn't play ... was JUCO All-American after spring 2021 season at Independence.

**Personal:** Born 11/9/98 ... son of Teddi and Craig Domann ... sports administration major.

## 2022

Opponent	C-A-I	Yds	TD	LG
Syracuse	-	-	-	-
UCF	-	-	-	-
Florida State	-	-	-	-
USF	5-8-0	73	0	26
Boston College	1-8-1	19	0	19
Virginia	17-30-2	275	1	32
Pitt	2-5-0	35	0	28
Wake Forest	2-3-0	7	0	9
James Madison	0-0-0	0	0	0
Clemson	13-23-1	175	1	54

NC State	12-25-0	153	0	38
Kentucky	14-21-1	129	1	27
Cincinnati	10-18-1	92	1	18

## Career Statistics

Year	G-S	C-A-I	YDS	TD	LG	Pct.
2022	9-3	76-141-6	958	4	54	53.9
2021	1-0	0-0-0	0	0	0	0.00
<b>Totals</b>	<b>10-3</b>	<b>76-141-6</b>	<b>958</b>	<b>4</b>	<b>54</b>	<b>53.9</b>

## Domann's Career Highs

Completions	17 vs. Virginia, 2022
Attempts	30 vs. Virginia, 2022
Yards	275 vs. Virginia, 2022
Touchdowns	1, Several Times
Long Pass	54 vs. Clemson, 2022

## 86

### Elijah Downing

Louisville, Ky.  
Ballard

WR	6-5	200	R-So.
----	-----	-----	-------

**2022:** Appeared in five games at wide receiver ... caught one pass for seven yards in the win versus USF.

**2021:** Played in two games ... caught one pass for nine yards in the First Responder Bowl against Air Force.

**Previous School:** Transferred from Murray State where he was a red-shirt ... played for Ballard High School in Louisville, Kentucky ... rated as the 248th-ranked wide receiver nationally and the 25th-ranked wide receiver in the state of Kentucky ... had 31 catches for 521 yards and six touchdowns as a senior.

**Personal:** Born 4/25/01 ... son of Patrice Downing ... criminal justice major.

## Career Statistics

Year	G-S	No.	Yds	TD	Avg.	LG
2022	5-0	1	7	0	7.0	7
2021	2-0	1	9	0	9.0	9
<b>Totals</b>	<b>7-0</b>	<b>2</b>	<b>16</b>	<b>0</b>	<b>8.0</b>	<b>9</b>

## 30

### Derrick Edwards

Miami, Fla.  
Palmetto

DB	5-11	180	R-So.
----	------	-----	-------

**2022:** Appeared in one game versus Syracuse .

**2021:** Redshirted.

**High School:** Three-star prospect ... ranked as the No. 124 prospect in the 247Sports Composite rankings ... No. 99 rated player at cornerback and No. 142 in the state of Florida ... ranked as the No. 91 cornerback in the nation by 247Sports and the No. 112 prospect in Florida ... played cornerback and wide receiver for Mike Manasco at Space Coast for his senior season after



# 2023 Cardinal Player Bios



opening his scholastic career at Palmetto High ... committed to Louisville on 6/22/20 ... two-time team captain ... ended his career with 101 total tackles and five interceptions ... recovered and forced four fumbles, returning one for a touchdown ... totaled four receiving touchdowns ... two-time second team All-Dade selection ... scored three times on offense and getting a 25-yard scoop and score on defense in a 47-7 win over Cocoa Beach ... forced fumble and returned it 65 yards for a TD as Space Coast beat Titusville 28-15 ... picked off five passes for a Miami Palmetto squad that went 10-2 and won a district title as a junior ... chose Louisville over Florida State, Miami, Tennessee, Pittsburgh, Kentucky, Baylor, West Virginia and Syracuse.

**Personal:** Born 11/13/02 ... son of Renina Weldon and Derrick Edwards, Jr. ... sports administration major.



## 88

### William Fowles

Hialeah, Fla.  
Dade Christian

WR	6-3	205	Fr.
----	-----	-----	-----

**High School:** Attended Dade Christian for three years and played his final season at Avant Garde ... owns a four-star ranking by 247 Sports ... rated the No. 97 wide receiver and the No. 111 player in Florida ... Rivals rated him the No. 95 player in the state and the No. 115 wide receiver ... played wide receiver and cornerback at Avant Garde ... senior season was slowed by injuries ... registered an interception for a touchdown and had a touchdown reception for a score against Sports Leadership and Management ... caught 47 passes for 1,100 yards and 19 touchdowns as a junior ... recorded a career high seven passes for 204 yards Opa Lock Monsignor ... chose Louisville over Boston College, Florida, Florida State, Georgia, Georgia Tech, Maryland, Michigan State, NC State, Pitt, Texas A&M and West Virginia.

**Personal:** Born 4/29/05 ... son of Koshawni and Marcus Fowles ... sports administration major.



WILLIAM FOWLES



## 28

### Trey Franklin

Warner Robins, Ga.  
Iowa Western CC

DB	5-10	180	R-Jr.
----	------	-----	-------

**2022:** Played in nine contests ... had one pass breakup in the win against Pitt.

**2021:** Played in 12 games at cornerback ... finished the season with 10 tackles and an interception ... recorded a pair of pair of tackles in four games ... registered his first interception versus Virginia and returned it 32 yards ... added another pick in a win over Boston College ... closed the year with two tackles in the First Responder Bowl against Air Force.

**Before Louisville:** Played one season at Iowa Western Community College ... was an NJCAA honorable mention All-American ... spent one season at Buffalo, but never saw game action ... played all eight games for the Reivers during the 2020 season, logging 16 tackles (13 solo), an interception and two pass breakups ... recorded 44 tackles, four tackles for loss, 10 pass breakups and an interception his senior season where he was an honorable mention All-American ... finished his high school career with 165 tackles (5.2 tackles per game), three interceptions and a forced fumble.

**Personal:** Born 9/18/00 ... son of Verocal and Edward Franklin ... anthropology major.

#### 2022

Opponent	S-A-T	TFL	Sack	Misc.
Syracuse	-	-	-	-
UCF	-	-	-	-
Florida State	0-0-0	0-0	0-0	-
USF	0-0-0	0-0	0-0	-
Boston College	0-0-0	0-0	0-0	-
Virginia	0-0-0	0-0	0-0	-



TREY FRANKLIN

MEDIA

PREVIEW

TEAM

COACHES

REVIEW

HONORS

PROS

RECORDS

UOFL





## 2023 Cardinal Player Bios

Pitt	0-0-0	0-0	0-0	PBU
Wake Forest	0-0-0	0-0	0-0	-
James Madison	0-0-0	0-0	0-0	-
Clemson	0-0-0	0-0	0-0	-
NC State	0-0-0	0-0	0-0	-
Kentucky	0-0-0	0-0	0-0	-
Cincinnati	0-0-0	0-0	0-0	-

## 2021

Opponent	S-A-T	TFL	Sack	Misc.
Ole Miss	0-0-0	0-0	0-0	-
Eastern Kentucky	2-0-2	0-0	0-0	-
UCF	1-1-2	0-0	0-0	-
Florida State	0-0-0	0-0	0-0	-
Wake Forest	1-0-1	0-0	0-0	-
Virginia	1-0-1	0-0	0-0	Int
Boston College	2-0-2	0-0	0-0	Int
NC State	0-0-0	0-0	0-0	-
Clemson	0-0-0	0-0	0-0	-
Syracuse	0-0-0	0-0	0-0	-
Kentucky	0-0-0	0-0	0-0	-
Air Force	2-0-2	0-0	0-0	-

## Career Statistics

Year	G-S	U-A-T	TFL	S	PBU	Int
2022	9-0	0-0-0	0-0	0-0	0	0-0
2021	12-0	9-1-10	0-0	0-0	0	2-32
<b>Totals</b>	<b>21-0</b>	<b>9-1-10</b>	<b>0-0</b>	<b>0-0</b>	<b>0</b>	<b>2-32</b>

total tackles and one PBU in 2020 Cheez-It Bowl against Oklahoma State ... saw action in all 13 games and made one start in second season in 2019 ... totaled 15 tackles, 2.0 tackles for loss, one interception and three PBUs ... made first start of career against Central Michigan (Sept. 21) and finished with two tackles, two PBUs and 0.5 TFLs ... had first interception of career and returned it 34 yards in Walk-On's Independence Bowl versus Louisiana Tech (Dec. 26) ... saw action in two games in 2018 ... consensus four-star prospect by ESPN.com, 247Sports.com and Rivals.com ... rated the 21st-best player at his position by ESPN.com, 247Sports.com and Rivals.com ... ranked No. 41 in Florida and 188th overall by ESPN.com ... rated the 33rd-best prospect in Florida and 200th overall player nationally by 247Sports.com ... named to the 2017 Miami Herald All-Dade Second Team ... saw action on both sides of the ball at Coral Gables High School ... closed out his career with 38 solo tackles, four interceptions, three kickoff return touchdowns and four receiving touchdowns ... led the team in receiving yards as a senior, averaging 41.7 yards per catch ... was one of only two juniors to be named to the 2016 Miami Herald First Team Offense All-Dade Football Team ... cousin of Miami Hurricanes legend and Pro Bowl running back Frank Gore.

**Personal:** Born 7/21/99 ... son of Michelle Cooper ... graduated with a degree in sociology ... in post baccalaureate program.

## Career Statistics

Year	G-S	U-A-T	TFL	S	PBU	Int
2022	10-0	2-1-3	0-0	0-0	0	1-32
2021	12-3	24-17-41	3.5-9	1-5	0	0-0
2020	11-11	29-24-53	9-28	2-3	4	0-0
2019	13-1	5-10-15	2-6	0-0	3	1-0
2018	2-0	1-0-1	0-0	0-0	0	0-0
<b>Totals</b>	<b>48-15</b>	<b>61-52-113</b>	<b>14.5-43</b>	<b>3-8</b>	<b>7</b>	<b>2-32</b>



**18** **Gilbert Frierson**  
Coconut Grove, Fla.  
Coral Gables / Miami

LB	6-1	215	R-Sr.
----	-----	-----	-------

**Before Louisville:** Played four seasons at Miami ... started the season off in the opener against Bethune-Cookman, finishing with two tackles, including one solo, and recording his first interception of the season for a 32-yard pick-six ... had a solo tackle against Duke ... saw action in all 12 games and made three starts in 2021 ... finished with 41 total tackles, 3.5 tackles for loss and one sack ... totaled five tackles in season opener against Alabama ... made first start of season against Central Connecticut State (Sept. 25) and tied for team lead with four total tackles (all solo) ... totaled five tackles including one solo sack in road win at Pittsburgh ... finished with six tackles in win over Georgia Tech ... posted four tackles (three solo) including one tackle for loss at Florida State ... started and totaled six tackles in win over Virginia Tech (Nov. 20) ... enjoyed breakout regular season in first year as starter in 2022, finishing with 53 total tackles including 9.0 tackles for loss ... started all 11 games and finished tied for second in tackles ... credited with two sacks ... enjoyed impressive outing in start against rival Florida State, finishing with five total tackles including two tackles for loss ... delivered one of best performances in career in start at Clemson (Oct. 10), finishing with six tackles (five solo) including career-best three tackles for loss ... ranked second on team with six total tackles and added one PBU in start versus Virginia (Oct. 24) ... started and finished with six tackles (three solo) and one tackle for loss in come-from-behind win at NC State ... helped lead Miami to another road win in start at Virginia Tech, finishing with career-high eight total tackles (six solo) to go along with two sacks (13 yards) ... started and finished with four



**9** **Ashton Gilotte**  
Boca Raton, Fla.  
Boca Raton

DL	6-3	270	Jr.
----	-----	-----	-----

**2022:** Named All-ACC honorable mention accolades ... earned All-ACC Academic honors started 12 games ... tied for third on the team with 6.0 sacks and also posted 7.0 tackles for loss ... recovered a pair of fumbles ... totaled four tackles, 1.0 sacks, and 1.0 tackles for loss in the win against NC State ... had one tackle against Clemson ... recorded three tackles in the win against JMU ... recorded one fumble return and one pass breakup in the win versus Wake Forest ... had three tackles in the win against Pitt ... recorded three tackles, 1.0 sacks, and 1.5 tackles for loss in the win versus Virginia ... totaled two tackles against Boston College ... recorded one tackle, 1.0 sack for a loss of ten yards, and 1.0 tackle for loss versus Florida State ... totaled three tackles and 1.5 sacks in the season opener against Syracuse.

**2021:** Appeared in 12 games ... finished first season with 19 tackles, 8.0 tackles for loss and 4.0 sacks ... made a pair of stops against Eastern Kentucky and Wake Forest ... closed the season with three tackles and a sack versus Air Force ... totaled a season high three tackles in games versus UCF, Florida State and Syracuse ... recorded 3.0 tackles for loss and a pair of sacks versus Florida State ... recorded his first sack against Eastern Kentucky.

**High School:** Three-star prospect by 247Sports ... slotted as the No. 1267 prospect in the 247Sports Composite ... ranked as the No. 72 weak-side defensive end and the No. 165 in Florida ... rated the No. 63 weak-side defensive end and the No. 125 player in Florida by 247Sports ... two-star prospect by Rivals.com ... played for David Angell at Boca Raton ... com-





ASHTON GILLOTTE

mitted to Louisville on 5/17/20 ... ranked sixth in the ESPN Top 63 ... named all-county in 2019 ... selected to New Era Prep Top athlete in the class of 2021 and top defensive end ... two-time team captain ... four-year starter ... played both defensive end and tight end during his scholastic career ... credited with 128 tackles during his career ... guided Boca Raton to the state championship game ... credited with five sacks, blocked a field goal and scored a touchdown in the state semifinal win ... registered 72 solo tackles, 21 sacks and seven forced fumbles ... recorded 12 tackles as Boca Raton started the season off with a 20-7 win over Boynton Beach ... registered two sacks and scored a touchdown in a 42-2 win over Olympic Heights ... totaled 87 tackles and 16 sacks as a junior ... recorded a safety and caused three fumbles ... blocked field goal and had five pass break-ups ... scored four offensive touchdowns ... participated in weightlifting and one season throwing the shot put on the track and field team ... went to the state championship in weightlifting and was ranked 21st in the Southeast region for CrossFit ... ranked eighth in Boca High rankings for the shot put ... chose Louisville over Duke, Florida Atlantic, FIU, Kansas, Maryland, Pitt, USEF, Syracuse, Tulane, UCF, Vanderbilt and Wake Forest.

**Personal:** Born 10/30/02 ... son of Veronica and Adrian Gillotte ... communication major.

**2022**

Opponent	S-A-T	TFL	Sack	Misc.
Syracuse	2-1-3	2-9	2-9	-
UCF	0-0-0	0-0	0-0	-
Florida State	1-0-1	1-10	1-10	-
USF	-	-	-	-
Boston College	2-0-2	0-0	0-0	-
Virginia	2-1-3	1.5-4	1-4	-
Pitt	1-2-3	0-0	0-0	-

Wake Forest	0-0-0	0-0	0-0	FR, PBU
James Madison	1-2-3	0-0	0-0	-
Clemson	1-0-1	0-0	0-0	-
NC State	0-4-4	1-4	1-4	-
Kentucky	1-1-2	1-10	1.5-10	-
Cincinnati	0-1-1	0-0	0-0	-

**2021**

Opponent	S-A-T	TFL	Sack	Misc.
Ole Miss	1-1-2	0.5-4	0-0	-
Eastern Kentucky	1-0-1	1-6	1-6	-
UCF	2-1-3	1-4	0-0	-
Florida State	3-0-3	3-12	2-11	-
Virginia	0-1-1	0.5-3	0.5-3	-
Boston College	2-0-2	0-0	0-0	-
NC State	0-0-0	0-0	0-0	-
Clemson	0-0-0	0-0	0-0	-
Syracuse	2-1-3	0-0	0-0	-
Duke	0-0-0	0-0	0-0	-
Kentucky	1-0-1	1-1	0-0	-
Air Force	3-0-3	1-6	1-6	-

**Career Statistics**

Year	G-S	U-A-T	TFL	S	PBU	Int
2022	12-12	12-12-24	8-53	7-53	1	0-0
2021	12-3	15-4-19	8-34	4-23	0	0-0
<b>Totals</b>	<b>24-15</b>	<b>27-16-43</b>	<b>16-87</b>	<b>11-76</b>	<b>0</b>	<b>0-0</b>

**Gillotte's Career Highs**

Tackles	4, NC State, 2022
Tackles for Loss	3.0 vs. Florida State, 2021
Sacks	2.0 vs. Syracuse, 2022

# 68

## Michael Gonzalez

Indian Trail, N.C.  
Sun Valley

OL

6-4

305

Jr.

**2022:** Earned All-ACC Academic honors ... appeared in 12 games, making five starts between guard and tackle ... made three starts at guard and a pair at tackle ... played 672 snaps ... recorded 34 knockdown blocks ... graded out at 90 percent for the season ... recorded one tackle in the win against UCF.

**2021:** Played in 13 games ... made first collegiate start versus Virginia.

**High School:** Rated the No. 719 prospect in the 247Sports Composite rankings ... ranked as the No. 37 offensive guard and the No. 38 player in North Carolina ... three-star 247Sports prospect ... slotted as the No. 53 offensive guard and the No. 56 North Carolina prospect ... played for Drew Hackett at Sun Valley High ... committed to Louisville on 6/18/20 ... outstanding student ... one of the top offensive linemen in the Charlotte Metro area ... selected to the first team All-Union County team ... voted to the first team All-Observer squad as a junior ... named to the WSOCT-VSports Big 22 Players to Watch ... selected to the second team MaxPreps All-State squad ... attended the 2019 Rivals camp in Charlotte ... chose Louisville over Kansas State, Duke, Maryland, Missouri, NC State, Wake Forest, Penn State, Florida, Syracuse, Kentucky and Virginia Tech.

**Personal:** Born 5/20/03 ... son of Amy Schulkin and Rudy Gonzalez ... undecided major.





# 2023 Cardinal Player Bios

MEDIA

PREVIEW

TEAM

COACHES

REVIEW

HONORS

PROS

RECORDS

UOFL



98

## Adonijah Green

Ellenwood, Ga.  
Cedar Grove

DL 6-6 225 Fr.

**High School:** Enrolled in January ... ranked as the 45th defensive end in the state of Georgia ... ranked as the No. 94 player at his position and the No. 97 performer in the state ... rated as the No. 29 player in the state and the No. 21 at his position by Rivals ... tallied 69 total tackles and 11 sacks as a senior ... credited with 17 tackles for loss and one forced fumble ... recorded 73 tackles and 16.5 sacks as a junior ... named first team All-Region ... guided team to a 12-3 record and a Class 3-A state championship ... chose Louisville Boston College, Arkansas, Cincinnati, Duke, Georgia Tech, Indiana, Kansas, Michigan, Miami, Mississippi, Mississippi State, Nebraska, Pitt, Purdue, Tennessee and Virginia Tech.

**Personal:** Born 6/9/05 ... son of Melina Green-Cody ... political science major.



26

## M.J. Griffin

Ypsilanti, Mich.  
Temple

DB 6-1 210 R-Jr.

**2022:** Started the last eight games of the season ... played in all 13 games, logging 45 tackles and a pair of interceptions ... credited with three tackles and a forced fumble against Cincinnati ... equaled a season high with nine tackles versus Kentucky ... totaled two tackles in the win against NC State ... recorded five total tackles against Clemson ... totaled six tackles in the win against JMU ... had nine tackles, and 0.5 tackles for loss in the win versus Wake Forest ... had four tackles and a 28-yard interception in the win against Pitt ... had five tackles and one interception in the win versus Virginia ... recorded one solo tackle against Boston College ... had one tackle in the win versus USF.

**Previous School:** Played two seasons at Temple ... finished second on the team in tackles in 2021 with 65 ... recorded 3.0 tackles for loss and 1.0 sack ... saw game action as a core member of all special teams units and played safety, while making seven tackles at Rutgers ... got the start at safety and led the team in tackles (10) against Boston College earning defensive player of the game honors ... started at safety for the second straight week, making 7 tackles and a fumble recovery in the win vs. Memphis ... made first career collegiate sack and tied career high in tackles (11) against Houston earning defensive player of the game honors ... closed the shortened season with 22 tackles in six games ... saw his first game action rotating in on defense in the home opener vs. USF ... recorded his first career TFL at Memphis ... recorded his first career forced fumble at the goal line to stop a touchdown and set a new single-game career-high in tackles (3) at Tulane ... tied his single-game career-high in tackles (3) at UCF ... led the team in tackles (11) vs. ECU, a new single-game career-high in his first career start which earned him Defensive Player of the Game ... He lettered at Temple ... was part of the 2019 recruiting class ... was an early enrollee and began classes in January ... made his collegiate debut in the season opener against Bucknell ... made first career tackle vs. UConn in the regular season finale ... redshirted ... four-year



M.J. GRIFFIN

letterwinner at defensive back for coach Joe Palka at Saline (Mich.) High ... went 11-2 as a senior ... received all-state honors his junior and senior seasons ... made the Detroit Free Press Dream Team as a senior.

**Personal:** Born 2/11/00 ... son of Aliya and Ryan Griffin ... brothers, Jori (28) and Tre (21) ... sister Mia (18) ... godfather, Aaron Bailey, played college football at Louisville ... uncle, Richard Griffin, served in the military ... list of favorites include: Training Day (movie), Family Guy (TV show), Against the Darkness (book), Baltimore Ravens (NFL team), Geno's (place to get a cheesesteak), Twitter (social media platform) and Africa (place in the world) ... communications major.

### 2022

Opponent	S-A-T	TFL	Sack	Misc.
Syracuse	-	-	-	-
UCF	0-0-0	0-0	0-0	-
Florida State	0-0-0	0-0	0-0	-
USF	0-1-1	0-0	0-0	-
Boston College	1-0-1	0-0	0-0	-
Virginia	4-1-5	0-0	0-0	Int
Pitt	3-1-4	0-0	0-0	Int
Wake Forest	4-5-9	0.5-1	0-0	-
James Madison	2-4-6	0-0	0-0	-
Clemson	3-2-5	0-0	0-0	-
NC State	0-2-2	0-0	0-0	-
Kentucky	5-4-9	0-0	0-0	-
Cincinnati	1-2-3	0-0	0-0	FF





## 2021\*

Opponent	S-A-T	TFL	Sack	Misc.
Rutgers	3-4-7	0-0	0-0	-
Akron	1-1-2	0-0	0-0	PBU
Boston College	5-5-10	0-0	0-0	-
Wagner	2-0-2	0-0	0-0	-
Memphis	3-4-7	0-0	0-0	FR, PBU
Cincinnati	5-2-7	0-0	0-0	-
USF	7-1-8	0-0	0-0	-
East Carolina	0-4-4	0-0	0-0	-
Houston	10-1-11	3-13	1-8	2 PBU
Tulsa	5-1-6	0-0	0-0	-
Navy	1-0-1	0-0	0-0	-

## 2020\*

Opponent	S-A-T	TFL	Sack	Misc.
USF	1-0-1	0-0	0-0	-
Memphis	2-0-2	1-2	0-0	-
Tulane	3-0-3	0-0	0-0	FF
SMU	1-1-2	0-0	0-0	-
UCF	1-2-3	0-0	0-0	-
East Carolina	8-3-11	0-0	0-0	PBU

## 2019\*

Opponent	S-A-T	TFL	Sack	Misc.
Bucknell	0-0-0	0-0	0-0	-
Georgia Tech	0-0-0	0-0	0-0	-
Tulane	0-0-0	0-0	0-0	-
UConn	1-0-1	0-0	0-0	-
North Carolina	0-0-0	0-0	0-0	-

\*Denotes games played at Temple

## Career Statistics

Year	G-S	U-A-T	TFL	S	PBU	Int
2022	13-8	23-22-45	0-5-1	0-0	1	2-28
2021	11-11	42-23-65	3-18	1-8	4	0-0
2020	6-2	16-6-22	1-2	0-0	1	0-0
2019	5-0	1-0-1	0-0	0-0	0	0-0
<b>Totals</b>	<b>35-21</b>	<b>82-51-133</b>	<b>4.5-21</b>	<b>1-8</b>	<b>6</b>	<b>2-28</b>

## Griffin's Career Highs

Tackles	11, Two Times
Tackles for Loss	3.0 vs. Houston, 2021
Sacks	1.0 vs. Houston, 2021
Interceptions	1, Two Times



## 23

### Isaac Guerendo

Avon, Ind.  
Clayton / Wisconsin

RB	6-1	225	R-Jr.
----	-----	-----	-------

**Before Louisville:** Played four seasons at Wisconsin ... honorable mention All-Big Ten Special Teams (KR) in 2022 ... three-time Academic All-Big Ten ... played in 12 games as a reserve running back and primary kick returner in 2022 ... totaled 385 yards and five touchdowns on 64 carries while catching 17 passes for 115 yards and a touchdown ... returned 19 kicks for 443 yards (23.32) ... found the endzone vs. Illinois State in the



ISSAAC GUERENDO

opener ... scored twice vs. New Mexico State (9/17) and totaled 74 yards on 12 carries ... grabbed his first career TD catch vs. Illinois and broke a 54-yard TD run vs. Purdue ... ran for a career-high 114 yards on 12 carries vs. Maryland (11/5), scoring on a 89-yard TD run ... made a key 27-yard reception during UW's fourth quarter comeback at Nebraska ... caught a career-high four passes for 12 yards vs. Minnesota (11/26) ... missed most of 2021 with an injury ... rushed 23 times for 160 yards and a touchdown ... scored on an 82-yard run vs. Eastern Michigan, UW's longest rush of the season ... finished that game with career-high 92 yards on the ground ... career-high 13 carries for 56 yards in season opener vs. Penn State ... played in 6 games in 2019 ... redshirt season in 2018 after playing in four games ... three-star recruit by 247 Sports, ESPN and Rivals ... received Indiana Mr. Football position award as state's top wide receiver as a senior ... four-year all-conference pick ... Caught 54 passes for 1,258 yards and 16 touchdowns as a senior, helping Avon to regional title ... had 596 receiving yards and 7 touchdowns as a junior ... played at Cascade as a sophomore, snagging four interceptions on defense ... three-time state champion in track, winning long jump (24-5 1/4) title as a junior and 100 meters (10.51) and 4x100 relay (41.28) crowns as a senior ... also recorded three state runner-up finishes in track ... also lettered in basketball ... coach was Mike Bless.

**Personal:** Born 6/28/00 ... son of Jennifer and Mario ... graduated from Wisconsin with a finance degree ... working in the post baccalaureate program.

## Career Statistics

## Rushing

Year	G-S	Att.	Yds	Avg.	TD	LG
2022	12-0	64	385	6.0	5	49
2021	4-0	23	160	7.0	1	82
2020	1-0	11	36	3.3	0	13
2019	6-0	1	1	1.0	0	1
<b>Totals</b>	<b>23-0</b>	<b>99</b>	<b>582</b>	<b>5.8</b>	<b>6</b>	<b>82</b>

MEDIA

PREVIEW

TEAM

COACHES

REVIEW

HONORS

PROS

RECORDS

UOFL





## 2023 Cardinal Player Bios

MEDIA

PREVIEW

TEAM

COACHES


REVIEW

HONORS

PROS

RECORDS

UOFL



**79**

**Makhete Gueye**

Bradenton, Fla.  
Venice

OL	6-7	300	R-Fr.
----	-----	-----	-------

**2022:** Redshirted ... didn't see game action.

**High School:** Played for John Peacock at Venice Senior High ... started off on the defensive line and tight end before moving to offensive tackle ... born and raised in the Senegal ... moved to the United States in 2019 ... standout on the basketball team ... squad finished 13-1 and 4-0 in the district.

**Personal:** Born 9/9/02 ... parent is Lauren Jackson ... communication major.



**17**

**Jackson Hamilton**

Woodstock, Ga.  
Blessed Trinity Catholic


LB	6-0	220	R-So.
----	-----	-----	-------

**2022:** Saw action in all 13 games on special teams ... recorded three tackles ... registered tackles versus USF, Wake Forest and NC State.

**2021:** Redshirted ... played in a pair of games ... made debut versus Eastern Kentucky.

**High School:** Ranked as the No. 858 prospect in the 247Sports Composite rankings ... slotted as the No. 38 inside linebacker and the No. 74 player in Georgia ... three-star 247Sports prospect ... rated the No. 45 inside linebacker and the No. 96 player in Georgia ... rated by Rivals as the No. 47 defensive end and the No. 58 player in the state of Georgia ... played for Tim McFarlin at Blessed Trinity Catholic ... committed to Louisville on 6/23/20 ... three-time state champion ... named first team all-region ,, 4-A state champion ... named 5-A preseason all-state honoree ... played multiple positions for his high school team last season but will be a linebacker at the next level ... beat Chapel Hill 49-14 in the first round of the Class 5-A playoffs ... named to the 2021 national linebacker watch list ... he chose Louisville over Georgia Tech, Kentucky, Houston, Florida State, Georgia, Virginia, Arkansas, Virginia, Boston College, Penn State and Illinois.

**Personal:** Born 12/7/01 ... son of Dena and Ruffin Hamilton ... undecided major.



**14**

**Stephen Herron**

New Albany, Ind.  
Trinity / Stanford

DL	6-4	240	R-Sr.
----	-----	-----	-------

**Before Louisville:** Played four seasons at Stanford ... Stanford Defensive Player of the Week after recording four tackles, including two sacks, and a forced fumble in Stanford's win at Notre Dame ... appeared in eight



STEPHEN HERRON

games with four starts as a junior ... led the team with 3.0 sacks while also making 19 tackles ... had seven tackles and a sack at Vanderbilt ... played in six games and started each of the final two as a sophomore ... totaled 14 tackles, three tackles for loss and one sack ... career-best seven tackles (two for loss), a sack and first career forced fumble in a double-overtime win at UCLA ... forced fumble came on UCLA's final drive and handed the Cardinal the ball with 1:38 left in regulation - allowing Stanford to drive 72 yards in 1:20 to tie the game at 34 and force overtime ... played in three games - eligible to retain year of eligibility due to NCAA redshirt rules in 2019 ... finished with two tackles and 0.5 tackles for loss ... prepped at Trinity (Ky.) under head coach Bob Beatty ... four-star recruit by Rivals, PrepStar, ESPN and 247Sports ... nation's 88th-best recruit by PrepStar, 153rd by 247Sports, 163rd by Rivals and 172nd by ESPN ... Kentucky's top-ranked recruit by PrepStar ... Kentucky's second-best recruit by Rivals and ESPN, and third-best by 247Sports ... PrepStar Dream Team ... three-time all-state first team (Kentucky) ... three-time all-area first team (Kentucky) ... two-time district, regional, semi-state and state champions (2016-17) ... 2016 all-state second team (Indiana) ... 2016 all-area first team (Indiana) ... 84 tackles (59 solo), 36 tackles for loss, 19 sacks, 48 hurries, five forced fumbles, fumble recovery, two blocked kicks as a senior ... 97 tackles (26 solo), 42 tackles for loss, 21 sacks, 42 hurries, three forced fumbles, fumble recovery, two blocked kicks as a junior ... 70 tackles (34 solo), 16 tackles for loss, 10 sacks, 37 hurries, two forced fumbles as a sophomore ... 75 tackles (22 solo), 15 tackles for loss, seven sacks, 12 hurries and three blocked kicks as a freshman.





**Personal:** Born 7/3/00 ... son of Sherry Ann Abbey and Stephen Heron ... graduated from Stanford with a degree in American studies ... working on a master's in business administration.

### Career Statistics

Year	G-S	U-A-T	TFL	S	FF	Int
2022	12-0	17-20-37	6.5-47	5.5-46	2	0-0
2021	9-0	12-7-19	3-26	3-26	0	0-0
2020	6	10-4-14	3-26	1-18	1	0-0
2019	3	0-2-2	0.5-1	0.5-1	0	0-0
<b>Totals</b>	<b>30-0</b>	<b>39-33-72</b>	<b>13-100</b>	<b>10-91</b>	<b>3</b>	<b>0-0</b>

### Herron's Career Highs

Tackles	11, Two Times
Tackles for Loss	3.0 vs. Houston, 2021
Sacks	1.0 vs. Houston, 2021
Interceptions	1, Two Times



## 19

### Marquis Groves-Killebrew

Kennesaw, Ga.  
North Cobb / Texas A&M

DB	6-0	180	R-Fr.
----	-----	-----	-------

**Previous School:** Played one season at Arkansas ... appeared in two games as a freshman at Texas A&M ... made his first career collegiate appearance at South Carolina ... recorded two tackles against Ole Miss ... coached by Shane Queen at North Cobb High School ... 4-star recruit according to all three major outlets ... selected to participate in the 2022 All-American Bowl ... posted 38 tackles and a pair of interceptions as a senior, leading North Cobb HS to a 10-2 record including a 5-0 mark in 7A Region 3 play as a senior ... as a sophomore, made 21 tackles and two pick-offs.

**Personal:** Born 1/30/03 ... son of Somonia Groves ... undecided major.

### Career Statistics

Year	G-S	U-A-T	TFL	S	PBU	Int
2022	2-0	0-0-0	0-0	0-0	0	0-0
<b>Totals</b>	<b>2-0</b>	<b>0-0-0</b>	<b>0-0</b>	<b>0-0</b>	<b>0</b>	<b>0-0</b>



## 81


### Cataurus Hicks

Miami, Fla.  
Miami Central

WR	5-10	170	Fr.
----	------	-----	-----

**High School:** Attended Miami Central High School ... three-star prospect by 247Sports ... ranked as the No. 150 wide receiver and the No. 153 player in Florida ... slot receiver and return specialist ... caught 30 passes for 485 yards and eight scores over two seasons ... recorded 21 catches for 318 yards and four touchdowns ... chose Louisville over offers from Tennessee, Charlotte, Florida Atlantic and Bowling Green.

**Personal:** Born 11/28/04 ... son of Shamrya Coleman and Caturus Hicks ... undecided major.



## 61

### Bryan Hudson

Georgetown, Ky.  
Scott County / Virginia Tech

OL	6-4	305	Sr.
----	-----	-----	-----

**2022:** Earned All-ACC Academic honors ... started all 13 games at center ... played the most snaps on the offensive line with 852 ... recorded 53 knockdown blocks ... tied as the highest graded offensive lineman ... team averaged 406 yards of total offense per game.

**2021:** Most versatile linemen on the team ... played all three positions on the offensive line ... played in all 13 games ... made first start at guard against UCF ... started at center against Clemson.

**2020:** Played in 10 contests at Virginia Tech.

**2019:** Played in 11 games making 10 starts at center never playing that position prior to his arrival in Blacksburg ... played in his first career game vs. Old Dominion (9/7) ... made his first start against Furman (9/14) and opened the next nine contests at center ... per PFF College, was among only 28 true freshman FBS offensive linemen who played more than 500 snaps on the season ... named by The Athletic as second-team freshman All-American.



BRYAN HUDSON

MEDIA

PREVIEW

TEAM

COACHES

REVIEW

HONORS

PROS

RECORDS

UOFL





# 2023 Cardinal Player Bios

**High School:** Played for head coach Jim Mckee at Scott County High School ... a four-star recruit according to 247Sports composite ranking ... Anchored an offensive line that led Scott County to back-to-back 11-win seasons ... was a four-time state champion in the shot put and a three-time state champion in the discus (Class 3A) ... holds the state record (Class 3A) in the shot put with a top throw of 63 feet, 9.5 inches.

**Personal:** Son of Mandi and Chuck Hudson ... born 1/11/01 ... was 2018 Gatorade Track and Field Male Athlete of the Year ... two time New Balance All-American for shot put and discus ... also participates on the track and field team at UofL ... graduated with a finance degree ... enrolled in the master's of business administration program.



## 9

### Ahmari Huggins-Bruce

Dillon, S.C.  
Dillon

WR	5-11	170	Jr.
----	------	-----	-----

**2022:** Played in 12 games, including seven starts ... finished third on the team with 31 catches for 365 yards and two touchdowns ... averaged 11.8 yards a reception ... caught one pass in the win against NC State ... caught an 8-yard pass against Clemson ... recorded 25 yards on two catches with one touchdown in the win against JMU ... caught four passes for 24 yards and rushed one time in the win versus Wake Forest ... had 53 receiving yards on four catches in the win against Virginia ... caught a 12 yard touchdown pass from Malik Cunningham ... had 44 yards on four carries against Boston College ... led the team with 56 reception yards on five passes including a 30 yard pass in the win against USF ... had 61 reception yards on three attempts in the loss against Florida State ... rushed one time and caught six passes for a total of 42 yards in the win at UCF ... recorded 57 yards receiving including one for a 45-yard play against Syracuse.

**2021:** Finished third on the team with 29 receptions for 444 yards and four scores ... averaged 15.3 yards a reception ... named All-ACC Academic ... grabbed three passes for 46 yards versus Air Force ... caught three passes for 43 yards versus Kentucky ... caught four passes for 41 yards and a touchdown versus Duke ... recorded a career high six receptions for 54 yards and a personal best two touchdowns against Syracuse ... notched four receptions for 70 yards against Virginia ... grabbed four passes for 151 yards, including a 93-yard reception versus Eastern Kentucky.

**High School:** Played wide receiver at Dillon High for Jackie Hayes ... committed to Louisville on 7/2/20 ... ranked as a three-star prospect by all the major recruiting outlets ... tabbed No. 596 in the 247Sports Composite



AHMARI HUGGINS-BRUCE

rankings ... slotted as the No. 95 wide receiver and the No. 6 player in South Carolina ... ranked as the No. 149 wide receiver nationally and the No. 14 prospect in South Carolina ... rated the second-best player in the state by Rivals ... invited to the 2021 Epic 84 Senior game ... voted one of the top players in South Carolina ... has been clocked at 4.4 in the 40-yard dash ... concluded his career with 102 receptions for 1,927 yards and 23 touchdowns ... averaged 18.9 yards a reception ... recorded a career long 97-yard reception as a junior ... scored on an 87-yard kickoff return ... helped Dillon to a 12-2 record and a South Carolina 3AAA state runner-up finish in the state playoffs ... recorded 50 receptions for 997 yards and 12 touchdowns in 2019 ... scored two touchdown in a win over Marlboro County ... totaled 52 catches for 930 yards and 11 scores ... scored on a 99-yard touchdown pass in the state title game as a freshman in North Carolina ... chose Louisville over Boston College, Arkansas, Baylor, Duke, Georgia Tech, Indiana, Kansas State, NC State, Michigan State, USC, Virginia Tech, Wake Forest, Minnesota, South Carolina and West Virginia.

**Personal:** Born 10/7/02 ... son of Twyla and Eric Bruce ... sports administration major.

## 2022

Opponent	No.	Yds	TD	LG
Syracuse	3	62	0	45
UCF	2	42	0	30
Florida State	3	61	0	55
USF	5	56	0	30
Boston College	4	44	1	29
Virginia	4	53	0	28
Pitt	-	-	-	-
Wake Forest	4	24	0	11
James Madison	2	25	1	14
Clemson	1	8	0	8
NC State	1	-10	0	0
Kentucky	1	-2	0	0
Cincinnati	1	2	0	2

## 2021

Opponent	No.	Yds	TD	LG
Ole Miss	2	18	0	12
Eastern Kentucky	4	151	0	95
UCF	1	5	0	5
Florida State	0	0	0	0
Wake Forest	2	16	1	10
Virginia	4	70	0	25
Boston College	0	0	0	0
NC State	0	0	0	0
Clemson	0	0	0	0
Syracuse	6	54	2	17
Duke	4	41	1	13
Kentucky	3	43	0	21
Air Force	3	46	0	19

## Career Statistics

Year	G-S	No.	Yds	TD	Avg.	LG
2022	12/7	31	365	2	11.8	55
2021	13/1	29	444	4	15.3	95
<b>Totals</b>	<b>25/8</b>	<b>60</b>	<b>809</b>	<b>6</b>	<b>13.5</b>	<b>95</b>

## Huggins-Bruce Career Highs

Receptions	6 vs. Syracuse, 2021
Receiving Yds.	151 vs. Eastern Kentucky, 2021
Longest Catch	95 vs. Eastern Kentucky, 2021
Touchdowns	1, Several Times

MEDIA

PREVIEW

TEAM

COACHES

REVIEW

HONORS

PROS

RECORDS

UOFL






**21** **D'Angelo Hutchinson**  
St. Petersburg, Fla.  
Northeast

DB	6-3	195	So.
----	-----	-----	-----

**2022:** Appeared in 10 games ... finished the season with six tackles ... recorded one tackle in the win against JMU ... recorded four tackles in the win versus Wake Forest ... totaled two tackles in the win versus USF.

**High School:** Played for Shawn Davis at Northeast High ... three-star prospect from Northeast High ... rated as the No. 72 safety by ON3 ... played for Shawn Davis at Northeast High ... rated the No. 75 safety by 247Sports ... rated as the No. 87-ranked safety ... two-star Rivals prospect ... two-time team captain ... earned the team's Most Valuable Player honors ... named all-state and two-time all-conference ... played on both sides of the ball at quarterback, wide receiver, and defensive back for Northeast ... recorded 213 career tackles and 15 interceptions ... completed 33 of 56 passes for 511 yards and five TDs in seven games at quarterback ... rushed 66 times for 500 yards and five touchdowns, while catching five passes for 115 yards and two more TDs ... had an 85-yard kickoff return for a TD and a pair of two-point conversions ... recorded 40 tackles, one quarterback hurry, five interceptions - including one returned for a TD - eight pass breakups, and one forced fumble. helped Northeast to 4-4 record and was one of the team's top contributors on offense, defense, and special teams as a junior ... ended up with the third-most tackles on the team (41) and the third-most forced fumbles (1) ... was the team's leading receiver and caught seven passes for 112 yards and two touchdowns ... leader in kickoff and punt returns. Played varsity basketball for Northeast ... committed to Louisville on Nov. 18, 2021 ... chose Louisville over Iowa State, UCF, Western Kentucky, USF and Wake Forest.

**Personal:** Born 9/18/03 ... parent is Kuala Green ... undecided major.



D'ANGELO HUTCHINSON

**2022**

Opponent	S-A-T	TFL	Sack	Misc.
Syracuse	-	-	-	-
UCF	-	-	-	-
Florida State	-	-	-	-
USF	-	-	-	-
Boston College	0-0-0	0-0	0-0	-
Virginia	0-0-0	0-0	0-0	-
Pitt	0-0-0	0-0	0-0	-
Wake Forest	2-2-4	0-0	0-0	-
James Madison	0-1-1	0-0	0-0	-
Clemson	0-0-0	0-0	0-0	-
NC State	0-0-0	0-0	0-0	-
Kentucky	1-0-1	0-0	0-0	-
Cincinnati	0-0-0	0-0	0-0	-

**Career Statistics**

Year	G-S	U-A-T	TFL	S	PBU	Int
2022	9-0	3-3-6	0-0	0-0	0	0-0
<b>Totals</b>	<b>9-0</b>	<b>3-3-6</b>	<b>0-0</b>	<b>0-0</b>	<b>0</b>	<b>0-0</b>

**Hutchinson's Career Highs**

Tackles	4, Wake Forest, 2022
---------	----------------------



**25** **Jawhar Jordan**  
Long Island, N.Y.  
Hamilton / Syracuse

RB	5-10	180	R-Jr.
----	------	-----	-------

**2022:** Appeared in 12 games ... team's leading rusher with 815 yards on 142 carries ... averaged 5.7 yards a carry ... scored four touchdowns ... named the Most Valuable Player of the Wasabi Fenway Bowl after rushing for 115 yards on nine carries against Cincinnati ... scored on runs of 49 and 41 yards ... recorded two kickoff returns including one 98-yard return for a touchdown ... recorded 16 carries for 105 yards and one touchdown in the win against NC State ... had one 18-yard kickoff return ... recorded 73 yards on 11 carries with 10 yards receiving against Clemson ... rushed for 117 yards on 17 carries in the win against JMU ... recorded a 21-yard kickoff return and caught a 15-yard pass in the win against Wake Forest ... had nine carries for 45 yards in the win versus Wake Forest ... rushed for 13 yards on five carries in the win versus Pitt ... recorded 11 carries for 29 yards and one touchdown in the win against Virginia ... recorded 23 rushing yards on ten carries and had two kickoff returns for 57 yards against Boston College ... rushed for 51 yards on 13 carries and had one reception in the win against USF ... rushed for 91 yards on 17 attempts and recorded 33 yards on kickoff returns against Florida State ... had 10 rushing yards and a 15 yard kickoff return in the win against UCF ... recorded 111 yards on kickoff returns against Syracuse.

**2021:** Rushed 14 times for 91 yards in four games ... carried four times for 21 yards ... rushed four times for 36 yards, including a long run of 21 yards ... carried a season high six times for 37 yards versus Air Force.

**2020:** Appeared in three games, with three starts at running back, before suffering a season-ending injury against Georgia Tech ... carried the ball 29 times for 72 yards on the season, while adding five receptions for 34 yards and one kickoff return for 22 yards ... had a career-high 14 carries for 26 yards at North Carolina (9/12) ... ran 13 times for 40 yards at Pitt (9/10).

MEDIA

PREVIEW

TEAM

COACHES

REVIEW

HONORS

PROS

RECORDS

UOFL





# 2023 Cardinal Player Bios



JAWHAR JORDAN

**2019:** Redshirt season ... appeared in four games, racking up 306 all-purpose yards (105 rushing, 87 receiving, 114 return) ... rushed 15 times for 105 yards (7.0 avg.) and a touchdown, while catching two passes for 87 yards (43.5 avg.) ... returned four kickoffs for 114 yards (28.5 avg.) ... made his collegiate debut versus Holy Cross (9/28) and carried the ball twice for 18 yards ... rushed for 28 yards on four carries against Boston College (11/2) ... at Duke (11/16), ran twice for 24 yards and scored his first career touchdown on a 7-yard run in the fourth quarter ... amassed a career-high 223 all-purpose yards at Louisville (11/23) ... gained 35 yards on seven rushing attempts, had two receptions for 87 yards, including an 81-yard catch-and-run, and returned three kickoffs for 101 yards against the Cardinals.

**High School:** Running back for head coach Dick Baniszewski ... No. 13 all-purpose back in the Class of 2018, according to 247Sports.com ... Rated No. 46 among running backs in the class by ESPN ... considered one of the top prospects in Arizona by 247Sports.com (No. 8), Rivals.com (No. 10) and ESPN (No. 12) ... 2017 American Family Insurance All-USA Arizona Honorable Mention selection by USA Today ... named to the 2017 Arizona Interscholastic Association (AIA) 6A Premier All-Conference First Team ... PrepStar All-West Region pick ... rushed for 3,501 yards and 48 touchdowns in his scholastic career and had 39 receptions for 426 yards (10.9 avg.) and five touchdowns ... returned 20 kickoffs for 499 yards (25.0 avg.) and one touchdown, and eight punts for 131 yards (16.4 avg.) and a touchdown in his career ... as a senior, carried the ball 185 times for 1,774 yards and 27 touchdowns ... rushed for 100+ yards in eight out of 12 games, averaging 9.6 yards per carry and 147.8 yards per contest ... also caught 16 passes for 177 yards (11.1 avg.) and a touchdown ... as a junior, totaled 175 carries for 1,269 yards (7.3 avg.) and 17 touchdowns, including five 100-yard games ... contributed 14 receptions for 135 yards (9.6 avg.) and a touchdown ... as a sophomore, ran for 458 yards and four touchdowns on 90 carries (5.1 avg.), and caught nine passes for 114 yards (12.7 avg.) and three scores ... two-year captain ... team MVP ... sprinter for the Hamilton track & field team.

**Personal:** Born on 8/18/99 ... son of Rosaline and Jawhar Jordan ... One sister ... graduated with a degree in criminal justice ... working on post baccalaureate degree.

## 2022

Opponent	No.	Yds	TD	LG
Syracuse	4	11	0	12
UCF	3	10	0	4
Florida State	17	91	0	14
USF	8	38	0	30
Boston College	10	23	0	11
Virginia	11	29	1	9
Pitt	5	13	0	12
Wake Forest	9	45	0	23
James Madison	17	117	0	26
Clemson	11	73	0	44
NC State	16	105	1	34
Kentucky	22	145	0	22
Cincinnati	9	115	2	49

## 2021

Opponent	No.	Yds	TD	LG
Syracuse	4	21	0	15
Duke	4	36	0	21
Kentucky	0	0	0	0
Air Force	6	37	0	10

## 2020\*

Opponent	No.	Yds	TD	LG
North Carolina	14	26	0	6
Pitt	13	40	0	10
Georgia Tech	2	6	0	6

## 2019\*

Opponent	No.	Yds	TD	LG
Holy Cross	2	18	0	11
Boston College	4	28	0	18
Duke	2	24	1	17
Louisville	7	35	0	13

\*Denotes games played at Syracuse

## Career Statistics

### Rushing

Year	G-S	Att.	Yds	Avg.	TD	LG
2022	12-4	142	815	5.7	4	49
2021	4-0	14	94	6.7	0	21
2020	3-0	29	72	2.5	0	10
2019	4-0	14	105	7.0	1	18
<b>Totals</b>	<b>23-4</b>	<b>199</b>	<b>1,086</b>	<b>5.5</b>	<b>5</b>	<b>49</b>

### Receiving

Year	G-S	No.	Yds	Avg.	TD	LG
2022	12-4	10	85	8.5	0	15
2021	4-0	0	0	0	0	0
2020	3-0	5	34	6.8	0	18
2019	4-0	2	87	43.5	0	81
<b>Totals</b>	<b>23-4</b>	<b>17</b>	<b>206</b>	<b>12.1</b>	<b>1</b>	<b>81</b>

### Kickoff Returns

Year	G-S	No.	Yds	Avg.	TD	LG
2022	12-4	14	353	25.2	1	98
2021	4-0	5	183	36.6	1	100
2020	3-0	1	22	22.0	0	22
2019	4-0	4	114	28.5	0	48
<b>Totals</b>	<b>23-4</b>	<b>24</b>	<b>672</b>	<b>28.0</b>	<b>2</b>	<b>100</b>

MEDIA

PREVIEW

TEAM

COACHES

REVIEW


HONORS

PROS

RECORDS

UOFL







**85** **Nate Kurisky**  
Washington, D.C.  
Gonzaga

TE	6-3	230	R-Fr.
----	-----	-----	-------

**2022:** Redshirted.

**High School:** Played for Randy Trivers at Gonzaga High ... three-star recruit by 247Sports ... rated the No. 3 player in Washington, D.C. area and the No. 69 tight end ... ranked by Rivals as the No. 2 player in the state ... listed as the No. 38 tight end ... pledged his commitment to Louisville on Dec. 10 ... a three-time first team All-WCAC selection ... two-time team captain ... caught 30 passes for 570 yards and two touchdowns as a senior ... Chose Louisville over offers from Boston College, Georgia Tech, Miami, Michigan State, Nebraska, Wake Forest, Pittsburgh ... born 10/27/02 ... son of Mike Kurisky ... business administration major.



**42** **Josh Lifson**  
Louisville, Ky.  
Kentucky Country Day

TE	6-3	235	R-Sr.
----	-----	-----	-------

**2022:** Appeared in all 13 games on offense and special teams ... caught a nine-yard touchdown pass from Malik Cunningham in the win against Pitt.

**2021:** Appeared in six games on special teams and at tight end ... caught one pass for 28 yards ... recorded his first career reception against Kentucky in the season finale.



JOSH LIFSON


**2020:** Contributed on special teams in six games.

**Previous School:** Transfer from Wofford College ... earned 2019 Southern Conference Academic Honor Roll ... attended Air Force Prep for the Fall 2019 semester ... played for Kentucky Country Day and recorded 100 catches for 1519 yards and 18 touchdowns ... as a senior, he recorded 28 catches for 433 yards and six touchdowns ... earned third team All-State and first team All-Metro Louisville honors ... selected to the Best of the Bluegrass and Border Bowl All-Star games ... named Kentucky Country Day Athlete of the year as a senior ... earned All-District honors three times.

**Personal:** Born 4/19/00 ... son of Stephanie Collins and Jeff Lifson ... graduated with a business administration degree ... working on a master's degree in business administration.

#### Career Statistics

Year	G-S	No.	Yds	Avg.	TD	LG
2022	13-0	1	9	9.0	1	9
2021	6-0	1	28	28.0	0	28
2020	3-0	5	34	6.8	0	18
2019	4-0	2	87	43.5	0	81
<b>Totals</b>	<b>23-4</b>	<b>17</b>	<b>206</b>	<b>12.1</b>	<b>1</b>	<b>81</b>



**90** **Jermayne Lole**  
Long Beach, Calif.  
Long Beach Poly / Arizona St.

DL	6-3	320	R-Sr.
----	-----	-----	-------

**2022:** Played in two games against Syracuse and UCF before suffering a season-ending injury.

**Previous School:** Pro Football Focus Preseason All American - First Team Defensive Line in 2020 ... Athlon Sports Preseason All-Pac-12 ... named to PFF' College 50 entering 2021 as the No. 24 player in the nation ... the highest graded defensive interior player in the Pac-12 last season with a score



JERMAYNE LOLE

MEDIA

PREVIEW

TEAM

COACHES

REVIEW

HONORS

PROS

RECORDS

UOFL





# 2023 Cardinal Player Bios

MEDIA

PREVIEW

TEAM

COACHES

REVIEW

HONORS

PROS

RECORDS

UOFL

of 85.9 - 3.3 points more than any other conference player and good for 13th among all FBS interior linemen ... was the third-highest graded defensive lineman when playing three-technique on the year ... was second in the league with 18 defensive "stops" despite playing only four games ... had the highest run defense score in the Pac-12 at 82.1 ... only scored a negative grade on 9.2 percent of his run defense snaps, the second-lowest in the league and among the top-30 lowest in all of the FBS ... led league in tackles for loss or rushes for no gain on run plays with seven ... just as disruptive in the pass rush as he was third among defensive interior players in the Pac-12 with 18 quarterback pressure ... "won" his matchup in pass rushing 14.2 percent of the time, fourth in the league ... was third on the team with 17 tackles despite being an interior lineman ... recorded 72 tackles in 2019, the third most for a Sun Devil defensive lineman since 1990 behind only Shante Carver (79 in 1993) and Terrell Suggs (73 in 2002) ... his 37 defensive stops in the regular season led the nation's defensive interior linemen - two more than any other lineman in the nation ... credited with just a single missed tackle this season, tied for fourth among FBS defensive linemen ... led the team with five sacks and finished second on the team with 8.5 tackles for loss ... controlled the line of scrimmage in the Sun Devils' upset road win over No. 18 Michigan State, collecting eight tackles, a tackle for loss, and a sack ... consistent performer who showed up in every game, as he was credited with at least a half a tackle for loss in 10 of 12 games this season ... recorded a career-high two tackles for loss and also recovered a fumble at No. 13 Utah ... made 20 tackles over the final three games ... earned Pac-12 Defensive Lineman of the Week honors on September 16th ... had tackles for loss in three of the final four regular season games and started the final four games of the season in 2019 ... had 5.0 tackles for loss on his 27 total tackles on the season and 3.0 sacks ... recorded four pass breakups on the season despite being a lineman - tied for third overall on the team and tied for the fourth among Pac-12 freshmen ... ASU's highest-graded true freshman according to PFF, and the 10th-highest graded true freshman in the conference ... his 14 QB pressures were fifth among all freshmen in the Pac-12 ... recorded the highest positive run impact score among freshmen in the Pac-12 at 15.6 percent and was the fifth-highest graded freshman in the Pac-12 in run defense at 74.0.

**High School:** Listed as a four-star prospect and No. 16 strong-side defensive end in the country by 24/7 Sports ... tabbed as No. 83 overall defensive end by ESPN ... finished his senior season with 80 tackles, 33 tackles for loss, and 11.5 sacks ... also helped the offensive line pave the way for scoring 38.8 points and 389.6 yards per game.

**Personal:** Born 4/6/00 ... guardian is Lisa Lole ... graduated with a sociology degree ... enrolled in post baccalaureate program.

## Career Statistics

Year	G-S	U-A-T	TFL	S	PBU	Int
2020	4-0	17-7-24	5-20	1.5-10	2	0-0
2021	13-13	30-42-72	10-60	6.5-46	2	0-0
<b>Totals</b>	<b>17-13</b>	<b>47-49-96</b>	<b>15-80</b>	<b>8-56</b>	<b>4</b>	<b>0-0</b>



45

## Duane Martin

Laurens, S.C.  
Laurens District 55

TE 6-2 260 Jr.

**2022:** Played in 13 games at tight end ... caught one pass for 22 yards, coming in a win over Wake Forest.

**2021:** Appeared in all 13 games on special teams and at tight end ... caught one pass for eight yards versus Kentucky.



DUANE MARTIN

**2020:** Appeared in five games ... caught two passes for 27 yards on the season - all coming in a win over Syracuse ... recorded a season best 25-yard reception versus the Orange.

**High School:** Enrolled in January ... played for Chris Liner in high school ... 108th-ranked athlete nationally and 25th-ranked athlete in South Carolina ... two-time all-region selection ... named the 2019 Region Player of the Year ... two-time County Player of the Year ... voted the 5A Back of the Year ... selected all-state as a senior ... guided the team to an undefeated record in the region ... voted team captain ... played in Shrine Bowl of the Carolinas all-star game as a senior ... finalist for South Carolina's Mr. Football ... totaled 67 tackles and four tackles for loss ... credited with a pair of sacks and one interception ... blocked a pair of kicks ... rushed for 96 yards and two touchdowns in a 41-12 loss to Byrnes to end the season ... scored four touchdowns to defeat Blythewood 43-40 in the first round of the playoffs ... rushed for 145 yards and one touchdown in a win over Woodmont ... totaled 105 yards and two TDs in 21-7 over Greenwood ... maxed 600 lbs. on squat as a junior ... received offers from Louisville, East Carolina, Coastal Carolina and Wofford.

**Personal:** Son of Chasma Cofield and Duane Martin, Sr. ... born 12/14/01 ... has two siblings ... health and human performance/exercise science major.







# 97

## Rodney McGraw

Chicago, Ill.  
Elkhart / Penn State


DL	6-6	260	So.
----	-----	-----	-----

**Before Louisville:** Played two seasons at Penn State ... appeared in three games as a redshirt freshman in 2022 ... recorded his first career tackle against Minnesota ... named the Coaching Staff's Developmental Squad Offensive Player of the Game following Illinois as a freshman in 2021 ... four-year letterman for head coach Josh Shattuck at Elkhart High School ... two-time team captain ... was a three-time 6A Northern Indiana Athletic Conference All-Conference selection and a two-time All-City honoree ... Elkhart went 9-1 during senior season ... finished senior year with 91 tackles, nine sacks, 22 tackles for loss and nine pass breakups ... made 73 tackles and nine sacks during junior campaign ... tallied 45 stops and four sacks as a sophomore ... rated a four-star recruit by ESPN ... ranked as the No. 31 weakside defensive end and No. 6 recruit in Indiana by 247Sports ... rated as the No. 35 defensive end, No. 32 player in the region and No. 3 prospect in Indiana by ESPN ... ranked as the No. 23 weakside defensive end and No. 8 recruit in Indiana by Rivals.

**Personal:** Born 3/31/02 ... son of Barbara Robinson and Rodney McGraw ... sports administration major.

#### Career Statistics

Year	G-S	U-A-T	TFL	S	PBU	Int
2022	5-0	0-1-1	0-0	0-0	0	0-0
<b>Totals</b>	<b>5-0</b>	<b>0-1-1</b>	<b>0-0</b>	<b>0-0</b>	<b>0</b>	<b>0-0</b>



# 5

## Josh Minkins

Louisville, Ky.  
Ballard

DB	6-2	195	Jr.
----	-----	-----	-----

**2022:** Starter in all 13 games at safety ... finished fifth on the team with 55 tackles and one interception ... logged 2.0 tackles for loss and one sack ... totaled one tackle and one quarterback hurry in the win against NC State ... recorded six tackles against Clemson ... totaled two tackles in the win against JMU ... picked up 38 yards after receiving lateral off of a Quincy Riley interception ... had six tackles, 1.0 sacks, and 1.0 tackles for loss in the win against Wake Forest ... had three tackles in the win against Pitt ... recorded six tackles and one forced fumble in the win versus Virginia ... totaled five tackles against Boston College ... recorded an interception in the end zone versus USF ... broke up one pass ... totaled four tackles versus Florida State ... had five tackles and two pass breakups in the win against UCF ... recorded five solo tackles and 1.0 tackle for loss in the season opener against Syracuse.

**2021:** Appeared in 12 games, making one start ... credited with 17 tackles ... made his first collegiate start versus Air Force, registering a career high six tackles ... recorded four stops against Duke ... credited with three tackles versus Boston College ... picked off his first career pass versus Boston College in the end zone.

**2020:** Appeared in eight games ... finished the year with six tackles ...



JOSH MINKINS

made his first collegiate appearance at Pittsburgh ... recorded his first career tackle in the win over Florida State ... picked up a tackle against Virginia Tech ... finished with two tackles in the win over Syracuse ... credited with two stops versus Wake Forest.

**High School:** Played for Adrian Morton at Ballard High School ... the son of former Louisville player Josh Minkins Sr. ... rated as the No. 41 safety nationally by 247Sports and checks in as the fifth overall prospect in the Bluegrass State ... rated as the No. 62nd-ranked safety nationally and 11th-ranked player in Kentucky ... three-year starter at wide receiver and defensive back ... selected to play in the East-West Kentucky All-Star game ... earned a spot on the Offense-Defense All-American Bowl ... named first team all-district as a defensive back and kick returner ... voted the Nike MVP at the Nashville Camp ... selected as one of the team captains ... recorded 41 total tackles and three interceptions during his senior season ... recorded nine total touchdowns as a senior ... notched a pair of touchdowns as a returner on special teams ... totaled 320 yards receiving and six touchdowns as a wide receiver during his senior campaign ... recorded three receptions for 26 yards and one touchdown, and a punt return for a touchdown in a 44-6 win over Eastern in the first round of the Class 6-A playoffs ... totaled two receptions for 32 yards, two carries for seven yards and two

MEDIA

PREVIEW

TEAM

COACHES

REVIEW

HONORS

PROS

RECORDS

UOFL





## 2023 Cardinal Player Bios

tackles in a 41-14 win over Eastern ... also had an interception return for 25 yards and returned a punt for 59 yards in the victory ... scored on a 23-yard touchdown reception and recorded two tackles in Ballard's 15-12 loss against Fern Creek ... totaled three catches for 65 yards and two touchdowns and had an 81-yard kickoff return to help Ballard in a 50-8 win over Doss ... received offers from Kentucky, Rutgers, Vanderbilt, Northwestern, UAB, Kentucky, Temple and Tulane.

**Personal:** Born 1/21/02 ... son of Andrea Angelini and Josh Minkins, Sr. ... sports administration major.

## 2022

Opponent	S-A-T	TFL	Sack	Misc.
Syracuse	5-0-5	1-1	0-0	-
UCF	4-1-5	0-0	0-0	2 PBU
Florida State	2-2-4	0-0	0-0	PBU
USF	2-0-2	0-0	0-0	Int
Boston College	3-2-5	0-0	0-0	-
Virginia	5-1-6	0-0	0-0	FF
Pitt	2-1-3	0-0	0-0	-
Wake Forest	5-1-6	1-9	1-9	-
James Madison	0-2-2	0-0	0-0	-
Clemson	6-0-6	0-0	0-0	-
NC State	1-0-1	0-0	0-0	QBH
Kentucky	2-4-6	0-0	0-0	-
Cincinnati	2-2-4	0-0	0-0	-

## 2021

Opponent	S-A-T	TFL	Sack	Misc.
Eastern Kentucky	0-1-1	0-0	0-0	-
UCF	0-0-0	0-0	0-0	-
Florida State	0-0-0	0-0	0-0	-
Wake Forest	0-0-0	0-0	0-0	-
Virginia	0-0-0	0-0	0-0	-
Boston College	3-0-3	0-0	0-0	Int
NC State	0-1-1	0-0	0-0	-
Clemson	2-0-2	0-0	0-0	-
Syracuse	0-0-0	0-0	0-0	-
Duke	1-3-4	0-0	0-0	-
Kentucky	0-0-0	0-0	0-0	-
Air Force	2-4-6	0-0	0-0	-

## 2020


Opponent	S-A-T	TFL	Sack	Misc.
Notre Dame	0-0-0	0-0	0-0	-
Florida State	1-0-1	0-0	0-0	-
Virginia Tech	1-0-1	0-0	0-0	-
Syracuse	0-2-2	0-0	0-0	-
Boston College	0-0-0	0-0	0-0	-
Wake Forest	1-1-2	0-0	0-0	-

## Career Statistics

Year	G-S	U-A-T	TFL	S	PBU	Int
2022	13-13	39-16-55	2-10	1-9	3	1-0
2021	12-1	8-9-17	0-0	0-0	0	1-2
2020	6-0	3-3-6	0-0	0-0	0	0-0
<b>Totals</b>	<b>31-14</b>	<b>50-28-78</b>	<b>2-10</b>	<b>1-9</b>	<b>3</b>	<b>2-2</b>

## Minkins' Career Highs

Tackles	6, Four Times
Tackles for Loss	1.0 vs. Wake Forest, 2022
Sacks	1.0 vs. Wake Forest, 2022
Interceptions	1 vs. USF, 2022



**27**

**Devin Neal**

Lexington, Ky.  
Fredrick Douglass / Baylor


DB	6-0	205	Jr.
----	-----	-----	-----

**Before Louisville:** Played three seasons at Baylor ... recorded 41 tackles and two interceptions in 11 games at Baylor in 2022 ... played in 13 games, totaling 22 tackles and a forced fumble in 2021 ... Set a career high with six tackles against Texas Southern ... came within one tackle of his career high with five against West Virginia ... played in all nine games in nine games as a freshman ... totaled three tackles on the year ... played for coach Brian Landis at Frederick Douglass High School ... helped team to a 14-1 record and a state championship appearance as a senior ... runner up for Kentucky Player of the Year ... played both running back and safety ... 70 carries for 602 yards and nine touchdowns ... logged 79 tackles, 9.0 TFL and two interceptions ... had 55 tackles and one interception as a junior ... 247 Sports' No. 9 player in Kentucky ... ESPN's No. 13-ranked player in state ... also ran track.

**Personal:** Born 2/26/02 ... son of Ashley Jenkins and Devin Neal, Sr. ... communication major.

## Career Statistics

Year	G-S	U-A-T	TFL	S	PBU	Int
2022	11-7	31-10-41	2-3	1-1	1	2-0
2021	13-0	16-6-22	1-1	0-0	0	0-0
2020	9-0	2-1-3	0-0	0-0	0	0-0
<b>Totals</b>	<b>33-0</b>	<b>49-17-66</b>	<b>3-4</b>	<b>1-1</b>	<b>1</b>	<b>2-0</b>



**10**

**Ben Perry**

Country Club Hills, Ill.  
Hillcrest

DB	6-3	205	R-So.
----	-----	-----	-------

**2022:** Started 11 games ... appeared in all 13 games ... closed the year with 43 tackles and 1.0 tackles for loss ... recorded three pass break-ups ... totaled three tackles in the win against NC State ... recorded two total tackles against Clemson ... had six total tackles and two quarterback hurries in the win against Pitt ... had two tackles in the win versus Virginia ... totaled three solo tackles against Boston College ... recorded three tackles in the win versus USF ... totaled seven tackles and 1.0 tackles for loss versus Florida State ... had four solo tackles in the win against UCF ... had a team-high six solo tackles and two assisted tackles in the season opener against Syracuse.

**2021:** Appeared in four games ... made debut versus Eastern Kentucky, recording one tackle ... posted a pair of tackles versus Syracuse and one versus Kentucky.

**High School:** Highly-rated prospect ... four-star athlete by 247Sports ... ranked as the No. 354 prospect in the 247Sports composite ... rated the No. 25 safety and the No. 7 prospect in Illinois ... ranked as the No. 9 safety and the No. 2 player in Illinois ... three-star athlete and the No. 21 player in Illinois by Rivals.com ... rated as the No. 39 best prospect in school history ... played for Jordan Lynch at Mount Carmel High ... committed to





BEN PERRY

Louisville on 5/10/20 ... guided Mount Carmel to the CCL championship ... team finished 14-0 and was crowned Illinois state champions ... earned second team all-conference accolades ... finished with 75 tackles, 4.0 tackles for loss and 1.0 sacks from his safety position ... credited with two forced fumbles ... set a school mark with nine interceptions, including 79 yards in return yardage ... led the state in interceptions ... blocked one kick ... also participated in basketball, track and volleyball ... outstanding student ... chose Louisville over offers from Colorado, Oregon, Michigan State, Cincinnati, Illinois, Indiana, Iowa State, Kansas State, Minnesota, Missouri, Nebraska, Purdue and West Virginia.

**Personal:** Son of LaRhonda and Curtis Perry ... born 2/27/03 ... likes art, fishing and poetry ... criminal justice major.

## 2022

Opponent	S-A-T	TFL	Sack	Misc.
Syracuse	6-2-8	0-0	0-0	PBU
UCF	4-0-4	0-0	0-0	-
Florida State	6-1-7	1-2	0-0	-
USF	1-2-3	0-0	0-0	-
Boston College	3-0-3	0-0	0-0	-
Virginia	1-1-2	0-0	0-0	-
Pitt	3-3-6	0-0	0-0	2 QBH
Wake Forest	2-2-4	0-0	0-0	PBU
James Madison	0-0-0	0-0	0-0	-
Clemson	2-0-2	0-0	0-0	-
NC State	2-1-3	0-0	0-0	-
Kentucky	0-0-0	0-0	0-0	PBU, QBH
Cincinnati	1-0-1	0-0	0-0	-

## 2021

Opponent	S-A-T	TFL	Sack	Misc.
Eastern Kentucky	0-1-1	0-0	0-0	-
Syracuse	2-0-2	0-0	0-0	-
Kentucky	0-1-1	0-0	0-0	-

## Perry's Career Highs

Tackles	8 vs. Syracuse, 2022
Tackles for Loss	1.0 vs. Florida State, 2022



13

## Jack Plummer

Gilbert, Ariz.  
Gilbert / Purdue / California

QB

6-5

215

R-Sr.

**Before Louisville:** Played one season at Cal (2022) and spent four years at Purdue (2018-21) ... started all 12 games as Cal's first new starter at quarterback since Chase Garbers assumed the role during the 2018 campaign ... completed 282-of-451 passes (62.5%) for 3095 yards that rank sixth on Cal's all-time single-season list with 21 touchdowns that rank tied for eighth and nine interceptions for a 131.5 rating ... ranked third in the Pac-12 and tied for 16th nationally in completions per game (23.50) through the end of the 2022 regular season and completed at least 20 passes in 10 of 12 games including each of the last eight ... threw for three touchdowns or more five times and at least one touchdown pass in 10 of 12 games ... had a string of 137 consecutive passes over three full games and portions of two others without an interception until he was intercepted on his third pass attempt at Colorado (Cal's all-time record of 185 consecutive passes without an interception was set by Jared Goff in 2014) ... passed 268 yards, 3 TD in his Cal debut against UC-Davis ... threw for 278 yards and one score in a 24-10 win over UNLV ... went 18-of-28 for 245 yards and three touchdowns against Arizona ... attempted a career high 52 passes against Colorado ... passed for 406 yards on 35-of-49 with three touchdowns in a loss at USC ... tied a career high with four touchdowns in a 35-28 loss to UCLA ... played in 21 games with 13 starts over the final three seasons of his four campaigns at Purdue and completed 319-of-492 passes (64.8%) for 3405 yards with 26 touchdowns and 10 interceptions for a 136.35 quarterback rating ... played in a career-high-tying nine games including starts in each of the first four and helped his squad post a 3-1 record in those contests as a 2021 junior when he completed 87-of-127 passes (68.5%) for 864 yards with seven touchdowns and no interceptions for a 143.84 quarterback rating playing for a team that finished 9-4 overall and defeated Tennessee in the Transperfect Music City Bowl ... averaged 312.7 passing yards per game

MEDIA

PREVIEW

TEAM

COACHES

REVIEW

HONORS

PROS

RECORDS

UOFL





## 2023 Cardinal Player Bios

MEDIA

PREVIEW

TEAM

COACHES

REVIEW

HONORS

PROS

RECORDS

UOFL



JACK PLUMMER

as a 2020 sophomore when he played in and started the final three games of the season and completed 88-of-124 passes (70.9%) for 938 yards with eight touchdowns and two interceptions for a 152.57 quarterback rating ... registered his single-season career-high numbers for an entire campaign as a 2019 sophomore when he played in seven games with six starts and completed 144-of-241 passes for 1603 yards with 11 touchdowns and eight interceptions ... named the Big Ten Offensive Player of the Week for his performance in a 40-14 win over Maryland as a 2019 sophomore when he completed 33-of-41 passes (80.4%) for 420 yards and three touchdowns with his completions, completion percentage and passing yards career bests ... earned Academic All-Big Ten honors in each of his final three seasons (2019-21) ... earned Academic All-Big Ten honors in 2020 ... started the final three games of the season ... finished the year 88 of 124 for 938 yards and eight touchdowns ... averaged 312.7 yards passing per game ... completed 35 of 42 attempts for 367 yards and three touchdowns at Minnesota on Nov. 20 ... finished 33 of 47 for 334 yards and three touchdowns vs. Nebraska ... Academic All-Big Ten in 2019 ... appeared in seven games, making six starts ... completed 144 of 241 passing attempts for 1,603 yards and 11 touchdowns on the year ... made first collegiate start at No. 12 Penn State on Oct. 5, finishing 13 of 27 for 119 yards and a touchdown ... named the Big Ten Offensive Player of the Week after completing 33 of 41 passes for 420 yards and three touchdowns against Maryland on Oct. 12 ... completed 30 of 50 passes for 327 yards and two touchdowns at No.

23 Iowa on Oct. 19 ... Did not play in 2018 ... threw for 2,822 yards and 35 touchdowns, to just seven interceptions, while completing 58.8 percent of his passes in 10 games for Gilbert ... had five 300-yard passing games, including 349 yards against Red Mountain ... threw four or more touchdown passes in seven games, including five against Mesquite and Highland ... threw 69 touchdown passes in three seasons ... listed as the No. 30 quarterback in the country by ESPN.com. ... named to the honorable mention All-USA Arizona High School Team.

**Personal:** Born 10/21/99 ... son of Jody Herberger ... graduated from Purdue with a management degree ... working on a sports administration degree.


## Career Statistics

## Rushing

Year	G-GS	Att	Yds	TD	Lg	Avg.
2019	7-6	62	56	0	19	0.9
2020	3-3	16	21	1	14	1.3
2021	9-9	27	-3	0	13	-0.1
2022	12-12	52	-126	1	24	-2.4
<b>Total</b>	<b>31-30</b>	<b>157</b>	<b>-52</b>	<b>2</b>	<b>24</b>	<b>-0.3</b>

## Passing Statistics

Year	GP	C-A-I	YDS	TD	Lg	%
2019	7-6	144-241-8	1,603	11	59	59.7
2020	3-3	88-124-2	938	8	89	70.9
2021	9-9	87-127-0	864	7	59	68.5
2022	12-12	282-451-9	3,095	21	56	62.3
<b>Total</b>	<b>31-30</b>	<b>601-943-19</b>	<b>6,500</b>	<b>47</b>	<b>89</b>	<b>63.7</b>



## 41

### Ramon Puryear

Louisville, Ky.  
Eastern

DL	6-3	260	R-Jr.
----	-----	-----	-------

**2022:** Played in 12 games, making one start ... had two tackles against Clemson ... started lone game versus USF ... ended the season with 14 tackles, 2.0 tackles for loss and 1.5 sacks ... totaled two tackles in the win against Wake Forest ... recorded one tackle in the win versus Virginia ... totaled one tackle against Boston College ... recorded two tackles and 0.5 tackles for loss versus Florida State ... had two tackles, 1.0 sacks, and 1.0 tackles for loss in the win against UCF ... had one solo tackle in the season opener against Syracuse.

**2021:** Earned a full scholarship in the spring ... played in 12 games, making six starts ... totaled two tackles versus Duke and Kentucky ... recorded half sacks versus Virginia and Syracuse.

**2020:** Played in 11 games, making a pair of starts versus Virginia Tech and Virginia ... recorded eight tackles and 1.5 tackles for loss ... recorded a pair of tackles in games versus Pittsburgh, Notre Dame and Wake Forest ... recorded first tackle for loss at Notre Dame.

**2019:** Appeared in three games, playing against Eastern Kentucky, Western Kentucky and Florida State.

**High School:** Graduated from Eastern High School ... Totaled 42 tackles as a senior, including 10 tackles for loss ... Two-time All-District selection ... Named second team All-State by the Courier Journal as a senior.

**Personal:** Born 4/12/01 ... son of Mittie Hayes and Ramon Puryear, Sr. ... graduated with a business administration degree ... working on a master's in sports administration.



# 2023 Cardinal Player Bios



RAMON PURYEAR

## 2022

Opponent	S-A-T	TFL	Sack	Misc.
Syracuse	1-0-1	0-0	0-0	-
UCF	1-1-2	1-2	1-2	-
Florida State	0-2-2	0.5-1	0-0	-
USF	0-0-0	0-0	0-0	-
Boston College	1-0-1	0-0	0-0	-
Virginia	1-0-1	0-0	0-0	-
Pitt	0-0-0	0-0	0-0	-
Wake Forest	1-1-2	0-0	0-0	-
James Madison	0-0-0	0-0	0-0	-
Clemson	0-2-2	0-0	0-0	-
NC State	0-0-0	0-0	0-0	-
Kentucky	2-0-2	0-0	0-0	-
Cincinnati	0-1-1	0.5-2	0.5-2	-

## 2021

Opponent	S-A-T	TFL	Sack	Misc.
Ole Miss	0-0-0	0-0	0-0	-
Eastern Kentucky	0-1-1	0-0	0-0	-
UCF	0-0-0	0-0	0-0	-
Florida State	1-0-1	0-0	0-0	-
Wake Forest	1-0-1	0-0	0-0	-
Virginia	0-1-1	0.5-3	0.5-3	-
NC State	0-0-0	0-0	0-0	-

Clemson	1-0-1	0-0	0-0	-
Syracuse	0-1-1	0.5-2	0.5-2	-
Duke	0-2-2	0.5-1	0-0	-
Kentucky	1-1-2	0-0	0-0	-
Air Force	0-0-0	0-0	0-0	-

## 2020

Opponent	S-A-T	TFL	Sack	Misc.
Western Kentucky	0-0-0	0-0	0-0	-
Miami	0-1-1	0-0	0-0	-
Pitt	0-2-2	0.5-1	0-0	-
Georgia Tech	0-0-0	0-0	0-0	-
Notre Dame	1-1-2	1-1	0-0	-
Florida State	0-0-0	0-0	0-0	-
Virginia Tech	1-0-1	0-0	0-0	-
Virginia	0-0-0	0-0	0-0	-
Syracuse	0-0-0	0-0	0-0	-
Wake Forest	0-2-2	0-0	0-0	-

## 2019

Opponent	S-A-T	TFL	Sack	Misc.
Eastern Kentucky	0-0-0	0-0	0-0	-
Florida State	0-0-0	0-0	0-0	-
Miami	0-0-0	0-0	0-0	-

## Career Statistics

Year	G-S	U-A-T	TFL	S	PBU	Int
2022	12-1	7-7-14	2-5	1.5-4	0	0-0
2021	12-5	4-6-10	1.5-6	1-5	0	0-0
2020	10-3	2-6-8	1.5-2	0-0	0	0-0
2019	3-0	0-0-0	0-0	0-0	0	0-0
<b>Totals</b>	<b>37-9</b>	<b>13-19-32</b>	<b>5-13</b>	<b>2.5-9</b>	<b>0</b>	<b>0-0</b>

## 34

### T.J. Quinn

Valdosta, Ga.  
Lowndes

LB
6-0
230
R-So.

**2022:** Appeared in 13 games ... ended the season with 18 tackles ... logged two tackles in the win against NC State ... recorded two tackles and 0.5 tackles for loss in the win against JMU ... totaled seven tackles, and one quarterback hurry in the win versus Wake Forest ... recorded one tackle in the win against Pitt ... totaled one tackle against Boston College.

**High School:** Rated as the No. 984 prospect in the 247Sports Composite rankings ... tabbed the No. 75 safety and No. 85 in the state of Georgia ... three-star 247Sports prospect ... rated the No. 98 Safety and No. 93 in Georgia ... rated a three-star prospect by Rivals ... ranked as the No. 75 player in the state of Georgia ... played for Jamey DuBose at Lowndes High ... named to the first team all-region squad at safety ... committed to the Cardinals on 6/18/20 ... received over 30 scholarship offers ... defeated North Cobb 21-12 in the third round of the state playoffs ... recorded nine tackles versus Lee County ... added four tackles and an interception in a week one win over Archer ... was named the Player of the Week in the Region for a top performance in a win over Tift ... credited with nine tackles in a nationally televised game on ESPN2 versus Valdosta ... recorded 51 tackles and 1.0 sack as a junior ... earned all-region accolades after helping Lowndes to 14 wins and an appearance in the 7A state title contest ...

MEDIA  
 PREVIEW  
 TEAM  
 COACHES  
 REVIEW  
 HONORS  
 PROS  
 RECORDS  
 UOFL





# 2023 Cardinal Player Bios

MEDIA

PREVIEW

TEAM

COACHES

REVIEW

HONORS

PROS

RECORDS

UOFL




T.J. QUINN

chose Louisville over Virginia Tech, North Carolina State, Air Force and Appalachian State.

**Personal:** Born 4/15/03 ... Son of Tina and former UoFL player Terry, who played running back and defensive back for the Cardinals from 1991-94 ... computer information systems major.

### Career Statistics

Year	G-S	U-A-T	TFL	S	PBU	Int
2022	13-0	9-9-18	0-5-1	0-0	0	0-0



## 65

### Izaiah Reed

Jackson, Tenn.  
North Side


OL	6-5	295	R-Fr.
----	-----	-----	-------

**2022:** Redshirted.

**High School:** Played for Jesse Powell at North Side High ... committed on June, 30, 2021 ... three-star prospect by Rivals and 247Sports ... ranked by 247sports as the 23rd-best offensive lineman in Tennessee ... rated as the No. 63 offensive lineman ... listed by ON3 as the No. 121 player in the nation ... ranked as the No. 10 offensive tackle and the fifth-ranked player in the state of Tennessee ... two-time team captain ... invited to the Elite Underclassmen Camp ... 247Sports places Reed as the No. 61 offensive

tackle nationally and the No. 21 overall target in Tennessee ... recorded 65 pancake blocks as a senior ... debuted in the rankings with an 87 grade ... helped open holes for RB Tyrik Pirtle, who had 193 yards rushing in a 28-14 win over Obion County ... played on both sides of the football ... recorded 42 tackles and 5.0 sacks on defense ... played left offensive tackle ... three-year starter ... chose Louisville over Mississippi, Boston College, Colorado, Memphis, Army and Western Kentucky.

**Personal:** Born 4/12/04 ... son of Deandra Cole ... undecided major.



## 43

### Jack Reiger

Hoffman Estates, Ill.  
J.B. Conant

LB	6-1	225	R-Sr.
----	-----	-----	-------

**2022:** Finished the season with four total tackles ... recorded three stops in the Wasabi Fenway Bowl win over Cincinnati ... had one tackle in the win against NC State.

**High School:** Played for Conant High School in Hoffman Estates, Illinois ... recorded a bench press of 325 pounds and squat of 480 pounds ... ran a 4.7 40-yard dash ... was named honorable mention Northwest Suburbs by the Chicago Herald.


**Personal:** Born 12/21/99 ... son of Jenn and Rudi Reiger ... graduated with a degree in business administration ... working in post baccalaureate program.



JACK REIGER







# 95

## Mason Reiger

Hoffman Estates, Ill.  
J.B. Conant

DL	6-4	250	Jr.
----	-----	-----	-----

**2022:** Played in 13 games at defensive end ... finished the season with 18 tackles, including 7.0 tackles for loss ... credited with 1.0 sack ... totaled three tackles, 2.0 tackles for loss, and one forced fumble against



MASON REIGER

Clemson ... had two tackles and one quarterback hurry in the win against JMU ... had one tackle and one fumble return in the win against Wake Forest ... recorded five tackles and one forced fumble in the win against Pitt ... had 3.0 tackles, 1.0 sacks with a loss of 11 yards, and 2.0 tackles for loss in the win versus Virginia ... totaled one tackle, 1.0 tackle for loss, and one pass break up in the win versus USF ... recorded one tackle and 0.5 tackles for loss versus Florida State ... had one tackle and 1.0 tackles for loss in the win against UCF.

**2021:** Played in nine games ... totaled nine tackles, 3.5 tackles for loss and a pair of sacks ... recorded sacks versus Virginia and Syracuse ... recorded two tackles and 1.0 tackles for loss versus Kentucky ... totaled one tackle versus Air Force.

**2020:** Appeared in one game ... played defensive line versus Virginia.

**High School:** Named honorable mention Northwest Suburbs by the Chicago Herald ... was team captain ... leading tackler and one of the top tacklers in the area ... named all-conference ... also played baseball.

**Personal:** Born 8/19//02 ... son of Jenn and Rudi Reiger ... born 8/19/02 ... siblings J.P. and Jack ... sports administration major.

### 2022

Opponent	S-A-T	TFL	Sack	Misc.
Syracuse	0-0-0	0-0	0-0	-
UCF	1-0-1	1-1	0-0	-
Florida State	0-1-1	0.5-2	0-0	-
USF	1-0-1	1-3	0-0	PBU
Boston College	0-0-0	0-0	0-0	-
Virginia	3-0-3	2-12	1-11	-
Pitt	2-3-5	0-0	0-0	FF
Wake Forest	1-0-1	0-0	0-0	FR
James Madison	0-2-2	0-0	0-0	QBH
Clemson	3-0-3	2-10	0-0	FF
NC State	0-0-0	0-0	0-0	-
Kentucky	0-0-0	0-0	0-0	-
Cincinnati	0-1-1	0-0	0.5-1	-

### 2021

Opponent	S-A-T	TFL	Sack	Misc.
Wake Forest	0-0-0	0-0	0-0	-
Virginia	1-0-1	1-8	1-8	-
Boston College	1-0-1	1-2	0-0	FF
NC State	0-1-1	0-0	0-0	-
Clemson	0-1-1	0.5-1	0-0	-
Syracuse	1-0-1	1-1	1-1	-
Duke	1-0-1	0-0	0-0	-
Kentucky	2-0-2	1-1	0-0	-
Air Force	1-0-1	0-0	0-0	-

### Career Statistics

Year	G-S	U-A-T	TFL	S	PBU	Int
2022	13-0	11-7-18	7-29	1-11	1	0-0
2021	9-0	2-7-9	3.5-11	2-9	0	0-0
2020	1-0	0-0-0	0-0	0-0	0	0-0
<b>Totals</b>	<b>23-0</b>	<b>13-14-27</b>	<b>10.5-40</b>	<b>3-20</b>	<b>1</b>	<b>0-0</b>

### Reiger's Career Highs

Tackles	5 vs. Pitt, 2022
Tackles for Loss	2 vs. Clemson, 2022
Sacks	1, Several Times

MEDIA

PREVIEW

TEAM

COACHES

REVIEW

HONORS

PROS

RECORDS

UOFL





# 2023 Cardinal Player Bios

MEDIA

PREVIEW

TEAM

COACHES


REVIEW

HONORS

PROS

RECORDS

UOFL



## 3

### Quincy Riley

Columbia, S.C.  
A.C. Flora / Middle Tennessee

DB	6-0	185	R-Jr.
----	-----	-----	-------

**2022:** Played in 13 games, making one start ... had one interception and three tackles in the win against NC States ... recorded three tackles against Clemson ... totaled two interceptions for 101 yards ... had three tackles in the win against Wake Forest ... recorded four tackles in the win against Pitt ... totaled four tackles in the win versus Virginia ... totaled two tackles and 1.0 sacks for a loss of ten yards in the win versus USF ... recorded two solo tackles versus Florida State ... had one tackle and two pass breakups in the win against UCF ... totaled two solo tackles in the season opener against Syracuse.

**Previous School:** Played three seasons at Middle Tennessee ... played in nine games and had seven starts in 2021 ... ended the season with 33 tackles, including 4.5 TFLs, 1.5 sacks, nine pass breakups and a team-high five interceptions ... fourth nationally and first in C-USA in interceptions with five ... voted First Team All-C-USA ... named to the PFF All-Conference USA First Team ... recorded two interceptions for his second multi-interception game of his career versus UTSA ... had eight stops, including 2.0 TFLs at Charlotte ... returned an interception 45 yards for a touchdown against FIU ... led team with a career-best 13 tackles to go with a pass breakup at FAU ... named C-USA All-Freshman in 2020 ... ended the season with 14 tackles, including a TFL, two interceptions and four pass breakups ... collected two interceptions for 77 yards against North Texas before being injured ... played in three games in 2019 ... lettered in football, basketball and track at A.C. Flora High ... rated a three-Star recruit by 247Sports and the No. 16 recruit in South Carolina ... led A.C. Flora with five interceptions in 2018 to go with 28 tackles. Also had 19 receptions for 303 yards and four touchdowns to go with six special teams scores ... Region IV-4A Special Teams Player of the Year ... earned all-state honors in football and was a member of the Columbia Metro All-Star team ... won the South Carolina 4A 100 (10.4) and 200 meters ... earned all-state and all-region honors in track while



QUINCY RILEY

also being named the team's MVP ... named the South Carolina Boys 4A Track Player of the Year in 2019.

**Personal:** Born 5/26/01 ... son of Kellee Greene ... sports administration major.

### 2022

Opponent	S-A-T	TFL	Sack	Misc.
Syracuse	2-0-2	0-0	0-0	-
UCF	1-0-1	0-0	0-0	2 PBU
Florida State	2-0-2	0-0	0-0	-
USF	2-0-2	1-10	1-10	-
Boston College	0-0-0	0-0	0-0	-
Virginia	4-0-4	0-0	0-0	-
Pitt	4-0-4	0-0	0-0	-
Wake Forest	2-1-3	0-0	0-0	2 Int
James Madison	0-0-0	0-0	0-0	-
Clemson	2-1-3	0-0	0-0	-
NC State	2-1-3	0-0	0-0	Int
Kentucky	1-0-1	0-0	0-0	-
Cincinnati	2-0-2	0-0	0-0	-

### 2021\*

Opponent	S-A-T	TFL	Sack	Misc.
UTSA	0-0-0	0-0	0-0	2 Int
Charlotte	4-4-8	2-4	0-0	PBU
UConn	1-0-1	0-0	0-0	Int, PBU
Southern Miss	1-1-2	0-0	0-0	Int, PBU
Western Kentucky	2-0-2	1-1	0-0	2 PBU
FIU	1-1-2	0.5-3	0.5-3	Int
Old Dominion	2-0-2	1-7	1-7	-
FAU	10-3-13	0-0	0-0	PBU
Toledo	3-0-3	0-0	0-0	3 PBU

### 2020\*

Opponent	S-A-T	TFL	Sack	Misc.
Army	0-0-0	0-0	0-0	-
Troy	0-1-1	0-0	0-0	-
UTSA	4-1-5	1-3	0-0	2 PBU
Western Kentucky	5-0-5	0-0	0-0	2 PBU
FIU	1-0-1	0-0	0-0	-
North Texas	1-1-2	0-0	0-0	2 Int

### 2019\*

Opponent	S-A-T	TFL	Sack	Misc.
Michigan	2-0-2	0-0	0-0	-
Tennessee State	0-0-0	0-0	0-0	-
Duke	1-0-1	0-0	0-0	-

\*Denotes games played at MTSU

### Career Statistics


Year	G-S	U-A-T	TFL	S	PBU	Int
2022	13-1	24-3-27	1-10	1-10	2	3-101
2021	9-7	24-9-33	4.5-10	1.5-10	9	5-153
2020	6-6	11-3-14	1-3	0-0	4	2-77
2019	3-0	3-0-3	0-0	0-0	0	0-0
<b>Totals</b>	<b>31-14</b>	<b>62-15-77</b>	<b>6.5-23</b>	<b>2.5-20</b>	<b>15</b>	<b>10-331</b>

### Riley's Career Highs

Tackles	13 vs. FAU, 2021
Tackles for Loss	2 vs. Clemson, 2022
Sacks	1, Several Times
Interceptions	2 vs. Wake Forest, 2022







# 73


## Madden Sanker

Douglasville, Ga.  
South Paulding

OL	6-4	310	Fr.
----	-----	-----	-----

**High School:** Played at South Paulding High School ... played offensive tackle ... committed to the Cards in July ... four-star recruit by Rivals ... top-300 prospect in the class according to the Composite ... rated the No. 18 player in the state of Georgia ... 15th-ranked offensive line prospect in the class regardless of position ... 247Sports Composite rating of 0.9502, is the ninth-highest ranked prospect to ever commit to Louisville in the modern recruiting era and the highest-ranked offensive lineman ... Spartans ran for 2,378 yards and 36 touchdowns, averaging 6.3 yards per carry in the process during his junior season ... two-time state wrestling champion, and throws the shot and discus in track & field ... recorded with a 78-inch wing span ... named to the Touchdown Club of Atlanta All-Star Team ... chose Louisville over offers from Arkansas, Miami, Michigan State, Auburn, Georgia, Georgia Tech, Kansas, Mississippi State, Mississippi, Oregon, Pitt, Rutgers, Tennessee and Virginia Tech.

**Personal:** Born 9/23/04 ... son of Jenna and Mark Sanker ... sports administration major.



# 60

## Sam Secret


Indianapolis, Ind.  
Roncalli

OL	6-6	305	R-Fr.
----	-----	-----	-------

**2022:** Redshirted.

**High School:** Played for Roncalli High School in Indianapolis, Indiana ... rated as the 104th-ranked interior offensive lineman nationally and the 27th-ranked offensive lineman in the state of Indiana ... received offers from Ball State, Illinois State, and Central Michigan.

**Personal:** Born 9/16/03 ... son of Sherry and Jeremy Quire ... biology major.



# 99

## Dezmond Tell

Stockbridge, Ga.  
Duchtown

DL	6-1	290	Jr.
----	-----	-----	-----

**2022:** Started all 13 games at the defensive tackle position ... credited with 27 tackles ... recorded 5.5 tackles for loss and 3.0 sacks ... credited with five tackles and a sack against Cincinnati ... recorded two tackles, 0.5 sacks, and 0.5 tackles for loss in the win against NC State ... totaled two tackles, 0.5 tackles for loss, and one quarterback hurry in the win against JMU ... had two tackles and 1.0 tackles for loss in the win against Wake Forest ... recorded two tackles, 1.0 sacks, 1.0 tackles for loss, and one fumble return



DEZMOND TELL

in the win against Virginia ... had one tackle against Boston College ... recorded two tackles in the win versus USF ... totaled four tackles, 1.0 sacks, and 1.5 tackles for loss versus Florida State ... had three tackles in the win against UCF ... recorded two tackles and 0.5 tackles for loss in the season opener against Syracuse.

**2021:** Appeared in 13 games ... finished with nine tackles ... tallied two tackles versus UCF ... credited with three tackles versus NC State.

**2020:** Played in eight games ... finished the season with five tackles and 1.0 tackles for loss ... made his collegiate debut against Western Kentucky ... got his first career start at nose tackle against Georgia Tech and recorded his first tackle with the Cardinals ... had a tackle in the win over Florida State ... assisted on a stop against Virginia Tech ... picked up a pair of tackles at Virginia.

**High School:** Played at Duchtown High School ... rated as the 68th-ranked defensive tackle nationally and 79th-ranked player in the state of Georgia ... recorded a bench press of 325 pounds and a squat of 475 pounds ... ran a 4.87 40-yard dash ... credited with seven tackles, including two tackles for a loss in a 27-6 win over Union Grove ... posted six tackles as Duchtown defeated Crisp County 19-17 ... named first team all-region ... finished his senior season with 67 tackles, 15 tackles for loss and 12 sacks ... team ended the year at 11-2 and lost in the third round of the playoffs ... defense finished No. 1 in the state ... also played baseball and participated on the wrestling team.

**Personal:** Born 12/27/01 ... son of Niesha Green and Daryl Tell ... criminal justice major.

#### 2022

Opponent	S-A-T	TFL	Sack	Misc.
Syracuse	1-1-2	0.5-0	0-0	-
UCF	2-1-3	0-0	0-0	-
Florida State	0-4-4	1-5	0.5-2	-
USF	1-1-2	0-0	0-0	-

MEDIA

PREVIEW

TEAM

COACHES

REVIEW

HONORS

PROS

RECORDS

UOFL





# 2023 Cardinal Player Bios

MEDIA

PREVIEW

TEAM

COACHES

REVIEW

HONORS

PROS

RECORDS

UOFL

Boston College	0-1-1	0-0	0-0	-
Virginia	2-0-2	1-2	1-2	FR
Pitt	0-0-0	0-0	0-0	-
Wake Forest	1-1-2	1-1	0-0	-
James Madison	0-2-2	0.5-0	0-0	QBH
Clemson	0-0-0	0-0	0-0	-
NC State	0-2-2	0.5-2	0.5-2	-
Kentucky	1-1-2	0-0	0-0	-
Cincinnati	3-2-5	1-16	1-16	FF

## 2021

Opponent	S-A-T	TFL	Sack	Misc.
Ole Miss	0-0-0	0-0	0-0	-
Eastern Kentucky	1-0-1	0-0	0-0	-
UCF	1-1-2	0-0	0-0	-
Florida State	0-1-1	0-0	0-0	-
Wake Forest	1-0-1	0-0	0-0	-
Virginia	0-0-0	0-0	0-0	-
Boston College	0-0-0	0-0	0-0	-
NC State	0-3-3	0-0	0-0	-
Clemson	0-1-1	0.5-1	0-0	-
Syracuse	0-0-0	0-0	0-0	-
Duke	0-0-0	0-0	0-0	-
Kentucky	0-0-0	0-0	0-0	-
Air Force	0-0-0	0-0	0-0	-

## 2020

Opponent	S-A-T	TFL	Sack	Misc.
Western Kentucky	0-0-0	0-0	0-0	-
Georgia Tech	1-0-1	0-0	0-0	-
Notre Dame	0-0-0	0-0	0-0	-
Florida State	1-0-1	1-1	0-0	-
Virginia Tech	0-1-1	0-0	0-0	-
Virginia	0-2-2	0-0	0-0	-

## Career Statistics

Year	G-S	U-A-T	TFL	S	FF	FR
2022	13-13	11-16-27	5.5-26	3-22	1	1-0
2021	13-1	3-6-9	0.5-1	0-0	0	0-0
2020	8-0	2-3-5	1-1	0-0	0	0-0
<b>Totals</b>	<b>34-14</b>	<b>16-25-41</b>	<b>7-28</b>	<b>3-22</b>	<b>1</b>	<b>1-0</b>

## Tell's Career Highs

Tackles	5 vs. FAU, 2021
Tackles for Loss	1 vs. Cincinnati, 2022
Sacks	1 vs. Cincinnati, 2022



91

Tawfiq Thomas

Tampa, Fla.  
Gaither

DL

6-4

310

So.

**2022:** Played in 10 games during his true freshman season ... credited with eight tackles ... recorded one tackle in the win against NC State ... had one tackle against Clemson ... recorded one tackle in the win against JMU ... had a tackle in the win against Pitt ... had a solo tackle against Boston College ... recorded one tackle versus Florida State.



TAWFIQ THOMAS

**High School:** Played for Kirk Karsen at Gaither High ... committed to Louisville on Nov. 13, 2021 ... ranked as a three-star prospect by 247 Sports ... rated as the No. 161 defensive lineman and No. 156 in the state of Florida ... ranks as high as the No. 58 recruit in the talent-rich state of Florida according to Rivals, while the 247Sports Composite places him as the No. 1,094 prospect in the nation ... named team captain as a senior ... recorded 200 career tackles ... two-time all-conference and all-state performer ... invited to the Recruit My Lineman National Showcase ... named first team all-state and all-conference the last two seasons ... selected as the Most Valuable Defensive Lineman at the Miami Rivals Camp ... helped Gaither go 11-1 and make a deep run in the 6A state playoffs in 2020 ... logged 58 tackles (37 solo), 16 tackles for loss, eight sacks and six quarterback hurries as a senior ... finished with a 6-4 record during the regular season ... recorded a season high seven tackles in a pair of games ... had six tackles, including one sack, and a quarterback hurry in a 17-14 loss to Mitchell ... also had two catches for 16 yards and one TD in the game ... was a force on the line who clogged up the middle as a junior ... tallied 53 total tackles (38 solo), three sacks and five quarterback hurries, and surprisingly, two interceptions ... helped lead the Cowboys to an 11-1 record, and an appearance in the Florida Class 6A quarterfinals ... standout on the basketball team ... scored a season high 30 points in a game ... chose Louisville over Iowa State, Michigan, Kansas and Arkansas.

**Personal:** Born 7/17/03 ... son of Anita Core ... undecided major.

## 2022

Opponent	S-A-T	TFL	Sack	Misc.
Syracuse	-	-	-	-
UCF	-	-	-	-
Florida State	0-1-1	0-0	0-0	-
USF	0-0-0	0-0	0-0	-
Boston College	1-0-1	0-0	0-0	-
Virginia	0-0-0	0-0	0-0	-
Pitt	0-1-1	0-0	0-0	-
Wake Forest	0-0-0	0-0	0-0	-
James Madison	0-1-1	0-0	0-0	-
Clemson	1-0-1	0-0	0-0	-





NC State	0-1-1	0-0	0-0	-
Kentucky	0-0-0	0-0	0-0	-
Cincinnati	0-2-2	0-0	0-0	-

**Career Statistics**

Year	G-S	U-A-T	TFL	S	FF	FR
2022	10-0	2-6-8	0-0	0-0	0	0-0
<b>Totals</b>	<b>10-0</b>	<b>2-6-8</b>	<b>0-0</b>	<b>0-0</b>	<b>0</b>	<b>0-0</b>

**Thomas' Career Highs**

Tackles	2 vs. Cincinnati, 2022
---------	------------------------

## 18

### Jadon Thompson

Chicago, Ill.  
Naperville Central

WR	6-2	185	Jr.
----	-----	-----	-----

**Before Louisville:** Played three seasons at Cincinnati ... caught 47 passes for 659 yards and one touchdown ... recorded 27 receptions for 393 yards and one score as a junior ... totaled four catches for 68 yards versus Kennesaw State and four for 69 yards against SMU ... caught three passes for a season-high 81 yards versus Navy ... played in 12 games, totaling 14 catches for 208 yards in 2021 ... had a career-long 47-yard grab in the opener against Miami (Ohio) as part of a career-high four grabs ... finished with six catches for 58 yards in 2020 ... four-star prospect ranked as the No. 5 player in Illinois and a Top-60 wideout in the 2020 signing class ... racked up 146 catches for 2,270 yards and 25 receiving touchdowns during his high-school career ... spent his senior season prepping for Coach Mike Stine at Naperville Central HS outside of Chicago ... earned Honorable Mention IHSFCA Class 8A All-State honors ... tabbed for the 2019 News-Gazette First-Team All-State football squad ... grabbed a spot on the 2019 Naperville Sun Football All-Area Team ... named to the DuPage County All-Area Team by the Daily Herald ... also played at Marist HS for Coach Ron Dawczak ... as a junior, he had 51 receptions for 759 yards and 10 touchdowns for a RedHawks team that finished 11-2 and qualified for the state semifinals ... had 49 catches for 854 yards and nine TDs as a sophomore.

**Personal:** Born 11/8/01 ... son of Monique Miller ... criminal justice major.

**Career Statistics****Receiving**

Year	G-S	No.	Yds	TD	Avg.	LG
2020	6-0	6	58	0	9.7	18
2021	12-1	14	208	0	17.3	47
2022	12-10	27	393	1	14.6	39
<b>Totals</b>	<b>30-11</b>	<b>47</b>	<b>659</b>	<b>1</b>	<b>14.0</b>	<b>47</b>

**Kickoff Returns**

Year	No.	Yds	TD	Avg.	LG
2022	3	146	1	48.7	100
<b>Total</b>	<b>33</b>	<b>201</b>	<b>1</b>	<b>49</b>	<b>49</b>

**Punt Returns**

Year	No.	Yds	TD	Avg.	LG
2022	4	38	0	9.5	23
<b>Total</b>	<b>4</b>	<b>38</b>	<b>0</b>	<b>9.5</b>	<b>23</b>

## 1

### Jamari Thrash

LaGrange, Ga.  
Troup County / Georgia State

WR	6-1	180	R-Sr.
----	-----	-----	-------

**Before Louisville:** All-American and All-Sun Belt receiver at Georgia State ... three-year letterwinner (2020-22) ... ranks fifth in GSU history in receiving yards (1,752), eighth in receptions (104) and tied for sixth in TD receptions (12) ... honorable mention All-America by Phil Steele in 2022 ... first-team All-Sun Belt Conference ... led the Sun Belt and ranked No. 13 in FBS with 1,122 receiving yards, the second-highest total in program history ... had 61 receptions, including seven touchdowns (No. 4 in Sun Belt) ... broke the GSU single-game record for receiving yards with 213 yards on 10 catches vs. Charlotte ... had a 32-yard TD catch to put GSU ahead with 1:39 to play ... also had a 73-yard reception for the Panthers' longest pass play since 2016 ... caught a 53-yard TD pass in win over Georgia Southern and a 38-yard scoring pass in win over Old Dominion ... two TD receptions, covering 6 and 30 yards, in win at Southern Miss ... finished the season with three-straight 100-yard games, totaling 467 yards on 23 catches against ULM, James Madison and Marshall ... nine catches for 164 yards vs. ULM ... followed with 136 yards on just four receptions vs. James Madison ... went 75 yards for a touchdown on a jet sweep for a career-long reception and Georgia State's longest play of the season ... also had a fourth-down reception to set up GSU's final touchdown ... had 10



JAMARI THRASH

MEDIA

PREVIEW

TEAM

COACHES

REVIEW

HONORS

PROS

RECORDS

UOFL





# 2023 Cardinal Player Bios

MEDIA

PREVIEW

TEAM

COACHES

REVIEW

HONORS

PROS

RECORDS

UOFL

catches for 167 yards and one touchdown vs. Marshall ... team's leading receiver with 32 catches for 452 yards and three touchdowns ... stepped into the starting lineup vs. Army and had career highs with seven receptions for 87 yards ... caught a 35-yard TD pass from Darren Grainger in the win over Charlotte. Also had a 27-yard catch ... Had his first 100-yard game with four catches for 103 yards in win over Arkansas State ... had nine receptions for 161 yards in nine games in 2020 ... caught a 22-yard touchdown pass in win over East Carolina ... hauled in a 57-yard reception, GSU's longest completion of the season, vs. Arkansas State ... had two receptions for 24 yards in the LendingTree Bowl victory over WKU, including a diving, five-yard touchdown catch ... all-state receiver from Troup County Comprehensive High School ... rarned first-team all-state honors in Class AAAA from both the Atlanta Journal-Constitution and Georgia Sportswriters Association ... preseason all-state in 2018, when he entered the season as the top returning receiver in the state ... caught 62 passes for 1,410 yards and 18 touchdowns as a junior ... added 34 receptions and 10 touchdowns as a senior ... three-time first-team All-Region 5-AAAA ... led Troup to a school-record 12 wins and a berth in the Class AAAA state semifinals in 2018 ... three-star prospect according to the 247Sports composite rankings.

**Personal:** Born 12/19/00 ... son of Mary Thrash and Rodney Wright ,, economics major.

### Career Statistics


Year	GP-GS	No.	Yds.	TD	LG
2019	3-0	2	17	0	16
2020	9-0	9	161	2	57
2021	13-12	32	452	3	38
2022	12-12	61	1122	7	75
<b>Tota</b>	<b>37-24</b>	<b>104</b>	<b>1752</b>	<b>12</b>	<b>75</b>



BROCK TRAVELSTEAD

... 247Sports ranks him as the No. 5 kicker nationally ... went 28-for-35 on field goals and 128-for-130 on PAT's during his scholastic career ... two-time all-state honoree ... three-time All-County Special Teams Player of the Year ... appeared in the Rising Seniors game in 2019 ... honored as a Max Preps All-American ... voted a Kohl's Kicking first team All-American ... finished as a runner-up as the Chris Sailer National High School Kicker of the Year ... selected on the GPB All-Classification All-Star team ... received the Golden Helmet Award for special teams ... named the 7A Region 3 Special Teams Player of the Year in 2018 and 2019 ... picked as one of the 11 players in Georgia to play in the Adidas All-American Bowl ... named a pre-season High School All-American ... averaged 68 yards a kickoff, recording 130 touch backs in his career ... averaged 44.0 yards per punt ... connected on a 55-yard field goal to win at competition at the Chris Sailer Kicking Camp ... was a Top 12 selection at the Sailer Camp ... named a Max Preps second team All-American as a junior ... rated as a five-star prospect by Chris Sailer Kicking .. connected 18-of-19 field goals as a junior and made one kick in 10 of 11 games ... averaged 42 yards a punt and six of his 67 kickoffs went into the end zone for a touchback ... named all-state and all-region as a junior ... also played on the baseball team ... received offers from Louisville, Nebraska, Army, Air Force and Wyoming.

**Personal:** Born 10/21/01 ... son of Amy and Michael ... graduated with a degree in sports administration in 2023 ... working toward a master's degree in business administration.




**40** **Brock Travelstead**  
Acworth, Ga.  
North Paulding  
K 6-1 205 Jr.

**2022:** Handled the kickoff duties in 13 games ... recorded 40 touchbacks ... had six kickoff attempts for 371 yards and an average of 61.8 yards with two touchbacks in the win against NC State ... recorded 200 yards on three kickoff attempts with an average 66.7 yards against Clemson ... had six kickoff attempts for 387 yards in the win against JMU ... recorded 490 yards on eight attempts and three touchbacks in the win versus Wake Forest ... had five kickoff attempts for 325 yards for an average of 65.0 yards in the win against Pitt ... recorded 356 yards on six kickoff attempts and three touchbacks in the win versus Virginia ... recorded seven kickoff attempts for 445 yards with five touchbacks against Boston College ... had eight kickoff attempts for 506 total yards with a season-high six touchbacks in the win versus USF ... recorded six kickoff attempts for 390 yards with five touchbacks versus Florida State ... had 5 kickoff attempts with three touchbacks in the win against UCF ... recorded two kickoff attempts for 115 yards with two touchbacks in the season opener at Syracuse.

**2021:** Handled the kickoff duties in 13 games ... registered 32 touchbacks ... went 3-for-3 on extra points – all coming versus Air Force.

**2020:** Appeared in 11 games ... handled the kickoff duties.

**High School:** Enrolled in January ... played at North Paulding High School for Jim Bob Bryant ... handled both placekicking and punting duties ... sixth-ranked kicker nationally and 187th ranked player in Georgia



**20** **Maurice Turner**  
Nicholls, Ga.  
Coffee  
RB 5-10 185 So.

**2022:** Rushed 65 times for 314 yards ... averaged 4.8 yards per carry ... had a season-long run of 48 yards in the bowl game ... carried 31 times for 160 in the bowl win over Cincinnati ... averaged 5.2 yards per carry ...



# 2023 Cardinal Player Bios



MAURICE TURNER

rushed for 59 yards on 15 carries and caught one pass in the win against NC State ... recorded 36 yards on two carries and caught two passes against Clemson ... rushed for 23 yards on seven carries and caught one pass in the win against Virginia ... caught a pass and had one kickoff return against Boston College ... rushed three times in the win versus USF.

**High School:** Played for Robby Pruitt at Coffee High ... three-star prospect by Rivals ... rated as the No. 158 wide receiver and the No. 107 player in the state ... listed as the 1,104 player in the ON3 composite rankings and the No. 159 wide receiver and the No. 108 player in the state ... ranked as the No. 97 wideout and the No. 58 player in Georgia by On3 ... named Offensive Player of the Game in a 10-7 win over Camden County after rushing 15 times for 85 yards ... ran for 689 yards and 12 touchdowns on 97 carries and caught 42 passes for 712 yards and six touchdowns in his junior season ... recorded five catches for 60 yards and two touchdowns in a 46-0 win over Salem ... had the fastest shuttle run - 4.2 seconds - and the longest broad jump - 135 inches. at the East Carolina Camp ... was named Region 1-5A Athlete of the Year ... helped lead Coffee High to a 10-3 record and a berth in the 5A semifinals ... chose Louisville over Tennessee, Cincinnati, Western Kentucky, Tulane, East Carolina and Coastal Carolina.

**Personal:** Born 8/13/04 ... son of Helen Turner ... undecided major.

**2022**

Opponent	No.	Yds	TD	LG
Syracuse	-	-	-	-
UCF	-	-	-	-
Florida State	0	0	0	0
USF	3	3	0	2
Boston College	0	0	0	0
Virginia	7	23	0	9
Pitt	-	-	-	-
Wake Forest	-	-	-	-
James Madison	-	-	-	-
Clemson	2	36	0	27

NC State	15	59	0	10
Kentucky	7	33	0	13
Cincinnati	31	160	0	48

**Career Statistics**

**Rushing**

Year	G-S	Att.	Yds	Avg.	TD	LG
2022	8-0	65	314	4.8	0	48

**Receiving**

Year	G-S	No.	Yds	Avg.	TD	LG
2022	8-0	12	72	6.0	0	24

**Turner's Career Highs**

Rushes	31 vs. Cincinnati, 2022
Rushing Yards	160 vs. Cincinnati, 2022
Longest Rush	48 vs. Cincinnati, 2022
Most Receptions	5 vs. Kentucky, 2022
Receiving Yards	40 vs. USF, 2022
Longest Reception	24 vs. USF, 2022

## 35 Antonio Watts

Columbus, Ga.  
Carver

LB	6-2	225	R-Fr.
----	-----	-----	-------

**2022:** Redshirted.

**High School:** Three-star prospect ... rated the No. 125 safety and the No. 135 player in Georgia ... played three years on varsity for Carver, the same school that produced former UofL standouts Khane and Jawon Pass ... Class 4-A first-team All-State selection ... finished his scholastic career with 170 tackles and seven interceptions ... recorded 104 tackles, seven tackles for a loss, four interceptions, 21 pass breakups, and three forced fumbles to guide Carver to a 12-2 record ... guided Carver to a 10-1 mark after registering 62 total tackles, including nine tackles for loss, and three interceptions as a junior ... chose Louisville over Syracuse.

**Personal:** Born 2/12/03 ... son of Anthony Watts ... exercise science major.

## 12 Popeye Williams

Westfield, Ind.  
Westfield

DL	6-3	245	So.
----	-----	-----	-----

**2022:** Totaled three tackles ... appeared in six contests ... recorded one tackle in the win against NC State ... had one tackle in the win against JMU ... recorded one tackle in the win against Pitt.

**High School:** Played for Jake Gilbert at Westfield High ... ranked by 247 sports as the 15th-best edge rusher in Indiana ... ranked by industry-generated 247Sports Composite as the No. 339 overall prospect nationally and the No. 20 edge rusher ... rated as the No. 416 player in the nation by Rivals and the No. 32 ranked defensive end ... tabbed as the 10 player

MEDIA  
 PREVIEW  
 TEAM  
 COACHES  
 REVIEW  
 HONORS  
 PROS  
 RECORDS  
 UOFL





# 2023 Cardinal Player Bios

MEDIA

PREVIEW

TEAM

COACHES

REVIEW

HONORS

PROS

RECORDS

UOFL



POPEYE WILLIAMS

in the state of Indiana ... won two-straight state titles ... member of the 2021 Indiana Football Coaches Association All-State Top 50 team ... an ESPN300 prospect, coming in as the No. 267 in the nation according to their recruiting rankings ... named to the Indiana Preps All-State Top 22 ... selected to the 2021 Max Preps Indiana All-State team ... recorded 10 tackles in a 42-15 win over Noblesville and was credited with 10 tackles, including four solo stops and one sack, as Westfield beat Hamilton Southeastern 34-21 ... had 11 tackles, including 2.5 tackles for a loss and one sack, but Westfield lost 27-21 to Center Grove in the 6-A state championship game ... the Shamrocks finished the season with a 12-2 record ... credited with 90 tackles, 20.5 tackles for loss and 7.0 sacks during his senior season ... voted to the SI All-American Watch List as one of the top 20 edge rushers ... played defensive end as a junior in 2020 for a Westfield team that went 12-2

and lost in the Indiana 6A state championship game ... scheduled to play in the Under Armour All-American game ... recorded 44 tackles, ten tackles for loss, and five sacks in 2020 ... credited with a pair of sacks in the state semifinal win ... played at defensive end for varsity as a sophomore in 2019; helped lead Westfield to a 6-5 record and an Indiana 6A first-round playoff appearance ... chose Louisville over Arkansas, Boston College, Cincinnati, Illinois, Kentucky, Michigan State, Minnesota, Nebraska, Penn State, Purdue, Tennessee and Virginia Tech,

**Personal:** Born 5/31/04 ... son of Linda and Gerrick Williams ... undecided major.

## 2022

Opponent	S-A-T	TFL	Sack	Misc.
Syracuse	0-0-0	0-0	0-0	-
UCF	0-0-0	0-0	0-0	-
Florida State	0-0-0	0-0	0-0	-
USF	0-0-0	0-0	0-0	-
Boston College	0-0-0	0-0	0-0	-
Virginia	0-0-0	0-0	0-0	-
Pitt	1-0-1	0-0	0-0	-
Wake Forest	0-0-0	0-0	0-0	-
James Madison	1-0-1	0-0	0-0	-
Clemson	0-0-0	0-0	0-0	-
NC State	1-0-1	0-0	0-0	-
Kentucky	0-0-0	0-0	0-0	-
Cincinnati	0-0-0	0-0	0-0	-

## Career Statistics

Year	G-S	U-A-T	TFL	S	FF	FR
2022	6-0	3-0-3	0-0	0-0	0	0-0
<b>Totals</b>	<b>6-0</b>	<b>3-0-3</b>	<b>0-0</b>	<b>0-0</b>	<b>0</b>	<b>0-0</b>

## 15

### Kam Wilson

McDonough, Ga.  
Mount Zion

DL

6-2

220

R-So.

**2022:** Played in 10 games ... recorded five tackles ... had one tackle against Clemson ... recorded three tackles and one forced fumble in the win against Wake Forest ... had one tackle in the win versus USF.

**2021:** Appeared in four games after suffering an injury ... recorded a pair of tackles.


**2020:** Saw action in four games ... made debut in Notre Dame contest on special teams.

**High School:** Enrolled in January ... played for Kevin Jones at Mount Zion High School in Jonesboro, Georgia ... four-star linebacker by Rivals and 247Sports ... 56th-ranked outside linebacker nationally and 73rd ranked player in Georgia by Rivals ... rated the No. 70 outside linebacker and the No. 54 player in the state by 247Sports ... totaled 123 tackles, 25.5 sacks and 47 tackles for loss in his career ... named first team all-state as a senior ... two-time all-region first team honoree ... became the first player to earn defensive player of the week honors ... named a rising seniors legend ... voted team captain ... as a junior recorded 68 total tackles, nine sacks and one forced fumble ... received offers from Louisville, Maryland, and Georgia Tech.

**Personal:** Born 10/30/01 ... son of Kimberly Wilson ... born 10/30/01 ... communication major.







# 12

## Brady Allen


Fort Branch, Ind.  
Gibson Southern / Purdue

QB	6-5	215	R-Fr.
----	-----	-----	-------

**Before Louisville:** Played in one game at Purdue ... completed 1-of-3 passes for eight yards as a freshman ... played in one game against Indiana State.

**High School:** Consensus 4-star quarterback ... tabbed No. 165 in the country and the fifth-best player in Indiana according to Rivals ... second-highest rated quarterback prospect in Purdue history by 247Sports, behind Kyle Orton ... threw for 11,918 yards, ranking second all-time in the state of Indiana, and 149 touchdowns throughout his high school career ... named Indiana's 2021 Mr. Football, an award given to the best player in the state ... his 4,253 passing yards his senior season marked the third-most in Indiana high school history ... also threw 58 touchdown passes as a senior, helping him become MaxPreps Indiana Player of the Year as well a finalist for Indiana's Mr. Football ... led Gibson Southern High School to the 2021 3A State Championship, tossing five touchdowns as part of his state championship record 28 completions ... named 2021 MaxPreps All-American and MVP of the Pocket Athletic Conference.

**Personal:** Born 8/18/03 ... son of Chris and Julie Allen ... has two siblings, Kate and Grant ... uncle, Sean Fuller, is a drummer for Florida Georgia Line ... intends to major in sports administration.



# 22

## Keith Brown

Lebanon, Oregon  
Lebanon / Oregon

DL	6-1	235	Jr.
----	-----	-----	-----

**Previous School:** Played at Oregon for two years ... as a sophomore, played in 12 of Oregon's 13 games ... started in the SDCCU Holiday Bowl to close the season ... ended the season with 21 total tackles (12 solo) while adding first career sack ... played 204 total snaps on defense and 31 on special teams ... earned a solid 72.8 run-defense grade from Pro Football Focus ... impressed in lone start of the season in the Holiday Bowl, setting a new career-high with seven total tackles (four solo) and registering a QB hurry ... played in seven games for the Ducks as a true freshman, making two starts at linebacker ... finished with 15 total tackles, including six solo ... played 116 total snaps ... made his first career start at No. 3 Ohio State and recorded two solo tackles in Oregon's historic upset win at Ohio Stadium.


**High School:** A consensus four-star recruit and a top 250 player nationally by Rivals (No. 81), 247Sports (No. 103), the 247 composite (No. 109) and ESPN (No. 241) ... no. 1 ranked player from Oregon by each recruiting service ... consensus top-10 inside linebacker nationally with a No. 4 ranking from Rivals, No. 4 in the 247 composite, No. 6 from 247Sports and No. 7 from ESPN ... named to the PrepStar Top 150 Dream Team and a five-star recruit as the magazine's No. 45 player overall ... selected as an All-American by both Adidas and Sports Illustrated ... selected to play in the 2021 All-American Bowl and the 2021 Polynesian Bowl ... as a junior, named second-team all-state at linebacker ... a two-time first-team

all-league player on both sides of the ball (linebacker and running back) ... a four-year letterwinner and team captain in 2019 ... finished junior season with 63 tackles, a forced fumble and two fumble recoveries on defense, while rushing for 904 yards on 88 carries (10.3 ypc) with 14 touchdowns ... as a sophomore, tallied 57 tackles with an interception and a forced fumble ... on offense rushed for 647 yards on 42 carries (15.4 ypc) with nine TDs ... Combined for six letters in wrestling and track and field ... Also recruited by Arizona, California, Louisiana, Michigan, Oregon State, Tennessee, UCLA, USC, Utah, Utah State, Washington and Washington State.

**Personal:** Plans to major in sociology at Louisville.

### Career Statistics

Year	G-S	U-A-T	TFL	S	INT	PBU
2021	7-2	6-9-15	0-0	0-0	0-0	0
2022	12-1	12-9-21	1-9	1-9	0-0	0
<b>Totals</b>	<b>19-3</b>	<b>18-18-36</b>	<b>1-9</b>	<b>1-9</b>	<b>0-0</b>	<b>0</b>



# 22

## Keyjuan Brown

Atlanta, Ga.  
South Atlanta

RB	5-9	205	Fr.
----	-----	-----	-----

**High School:** Consensus three-star prospect ... rated the No. 34 running back and the No. 51 player in the state by 247Sports ... ranked as the No. 54 player in Georgia and the No. 28 running back by Rivals.com ... scored 98 total touchdowns ... rushed 800 times for 7,476 yards and 84 touchdowns ... averaged 9.3 yards per carry during his career ... caught 69 passes for 863 yards and nine touchdowns in his career ... totaled 9,013 all-purpose yards ... averaged 159.1 yards rushing per game ... recorded 32 100-yard rushing games ... rushed for 2,706 yards and 31 touchdowns as a senior ... caught 24 passes for 334 yards and three touchdowns during his senior campaign ... named to the Touchdown Club of Atlanta's All-Star team ... finalist for the Mr. Georgia Award, given to the top senior in the state of Georgia ... rushed for 365 yards and four touchdowns in a win over Landmark Christian ... rushed for 220 yards and threw a 91-yard touchdown pass against North Cobb ... carried 22 times for 327 yards and three scores against Washington ... rushed for 252 yards on 19 carries against Gray Collegiate ... totaled 2,757 yards and 38 touchdowns as a junior ... led the state in rushing as a junior.

**Personal:** Pre-business major.

MEDIA

PREVIEW

TEAM

COACHES

REVIEW

HONORS

PROS

RECORDS

UOFL





## 2023 Cardinal Player Bios

MEDIA

PREVIEW

TEAM

COACHES


REVIEW

HONORS

PROS

RECORDS

UOFL




**92** **Micah Carter**  
Louisville, Ky.  
St. Xavier

DL	6-5	260	Fr.
----	-----	-----	-----

**High School:** Committed in December ... consensus three-star prospect ... rated the No. 50 defensive lineman nationally by 247 Sports ... ranked the No. 1 prospect in the state of Kentucky by 247 Sports ... tallied 85 tackles and 8.0 sacks in three seasons at St. Xavier ... tallied a team-high 56 tackles (23 unassisted), seven tackles for loss and six sacks during his senior campaign ... collected 13 tackles as a sophomore ... recorded nine tackles in a 28-14 season-opening win over Owensboro ... named the Most Valuable Lineman at the ECU Lineman Challenge ... suffered a season-ending knee injury in Week 1 of his junior campaign ... collected scholarship offers from Arizona State, Boston College, Georgia Tech, Kentucky, Michigan State and West Virginia.

**Personal:** Undecided major.




**52** **Saadiq Clements**  
Henderson, Ky.  
Henderson

DL	6-5	260	Fr.
----	-----	-----	-----

**High School:** Committed in December... consensus three-star prospect...ranked by 247Sports as the No. 82 defensive lineman and the No. 5 player in Kentucky ... named the Defensive Player of the Year as a senior and junior...named to the Kentucky High School Football All-State squad ... selected the ESPN Owensboro Defensive Player of the Year ... totaled 62 tackles and 21 sacks as a senior ... recorded 10.5 tackles for loss ... two-time first team All-Conference performer ... finished at 10-3 and first in the district ... named first team All-Area ... led the state of Kentucky with 21 sacks ... recorded 74 tackles and 10.5 sacks as a junior ... forced six fumbles ... named to the All-Area first team defensive line ... chose Louisville over Purdue, Indiana, Florida State, Kentucky and Michigan.

**Personal:** Physical education major.




**78** **Joe Crocker**  
Nashville, Tenn.  
Franklin Academy

OL	6-7	310	Fr.
----	-----	-----	-----

**High School:** Member of the Franklin Academy football team and track and field squad for four seasons ... rated a three-star prospect by 247 Sports ... ranked as the No. 71 offensive tackle and the No. 25 player in the state of Tennessee ... threw the shot put and discus ... was a member of the 2022 State Championship winning track team ... was the State runner-up in both the shot put and discus events, earning All-State team honors ...

selected first Team All-State in football in 2022 ... voted First Team All-Region in 2022 and Second Team All-Region in 2021 ... elected a football team captain by his teammates ... invited to play in the 2022 Tennessee East/West All Star Classic Football game ... participated in Young Life, and Fellowship of Christian Athletes ... volunteered by coaching two Franklin Academy middle/high school boys flag football teams for four years and a middle school indoor soccer team for one year ... His middle school WNSL flag football team placed second in the championship tournament this past season and won the Love of the Game trophy ... volunteered to help at Special Olympics events, assist at FRA community football camps and helped with the Nashville tornado clean up.

**Personal:** Sports administration major.



**29** **Storm Duck**  
Boiling Springs, N.C.  
Boiling Springs

DB	6-1	200	R-Sr.
----	-----	-----	-------

**Previous School:** Attended North Carolina for four seasons ... named Second-Team All-ACC in 2022 ... started 12 games his senior year ... posted 46 tackles, a TFL, three INTs, nine PBU and a forced fumble ... finished top 10 in the ACC in PBU and interceptions ... recorded a career-high eight tackles at Wake Forest ... posted four tackles to go along with an INT and a forced fumble against Georgia Tech ... appeared in six games and made four starts in 2021 ... finished his junior season with 16 tackles and one breakup ... had a pair of stops against South Carolina at the Duke's Mayo Bowl ... started both games he appeared in at defensive back in 2020 ... missed the final 10 games of the season due to injury ... notched team's best defensive grade at Boston College according to PFF (80.6) ... blanketed Syracuse's top receiver and broke up two passes in the season opener with four tackles ... appeared in all 13 games and made nine starts at defensive back his freshman year (2019) ... finished second on the team with five PBU and two INTs ... compiled 37 tackles, two TFL and one QB hurry in 2019.

**High School:** Listed as the No. 15 player in the state of South Carolina and considered a three-star prospect according to Rivals ... ranked No. 19 in the state by ESPN and No. 20 by 247Sports.com ... considered a three-star prospect by both ESPN and 247Sports ... selected for the North-South All-Star game ... an All-USA South Carolina second-team pick as a senior ... posted 16 tackles, three INTs and two PBU ... claimed second-team all-area honors from the Herald-Journal as a junior ... tallied 35 tackles, four TFL and a fumble recovery.

**Personal:** Graduated from North Carolina with a degree in exercise and sports science degree.

## Career Statistics

Year	G-S	U-A-T	TFL	S	INT	PBU
2019	13-9	28-9-37	2-5	0-0	2-20	7
2020	2-2	4-0-4	0-0	0-0	0	2
2021	6-4	14-2-16	0-0	0-0	0	1
2022	12-12	36-10-46	1-3	0-0	3-14	12
<b>Totals</b>	<b>33-27</b>	<b>82-21-103</b>	<b>3-8</b>	<b>0-0</b>	<b>5-34</b>	<b>22</b>





67

**John Paul  
Flores**

 Arlington, Texas  
All Saints / Virginia

OL 6-4 305 R-Sr.

**Before Louisville:** Named Academic All-ACC in 2022 ... appeared in 10 games, marking five starts ... started all 20 games in his final two seasons (2019 & 2021) in which Dartmouth led the Ivy League in rushing and won back-to-back league championships ... Dartmouth lost three games in his four years in Hanover including an 18-2 mark as a starter ... second Team All-Ivy League selection in 202 ... started all 10 games at left tackle ... Dartmouth ranked No. 1 in the Ivy League and No. 21 in FCS with 193.7 rushing yards per game ... Dartmouth went 9-1 on the season, captured the 20th Ivy League title in program history and ranked 23rd in the final FCS Coaches Poll. Season canceled due to COVID-19 pandemic ... selected for a spot on the Phil Steele Preseason All-Ivy League Third Team ... earned the starting job at left tackle and kept it the entire season ... played a big part in Dartmouth winning its 19th Ivy League title and ending the season ranked in the top 25 ... helped pave the way for Dartmouth to lead the Ivy League in rushing yards per game (167.0) and rank second in scoring offense (33.3 points per game ... effective pass blocker as well, contributing to the ultra-efficient passing game that ranked second nationally in passing efficiency ... part of the unit that allowed fewer sacks than any other Ivy League squad ... the offense was also third in the FCS in third-down conversion percentage at over 50 percent ... Texas Association of Private and Parochial Schools all-state first team and academic all-state first team ... three-sport athlete ... was also TAPPS Class 5A basketball all-state second team and academic all-state first team ... threw the shot and discus at All Saints, earning all-state honors as a junior ... oldest brother Jacob was an All-Ivy League center for Dartmouth and spent a year in the Green Bay Packers organization ... brother Charlie played on the Columbia offensive line ... sister attends Harvard ... High school of 100 students was featured in a USA Today story for having no fewer than 10 seniors heading to DI college football teams in 2018 ... pursuing a master's degree in Religious Studies.



11

**Jamari  
Johnson**

 Inglewood, Calif.  
Inglewood

TE 6-5 250 Fr.

**High School:** Attended Inglewood High School ... four-star prospect by 247Sports ... ranked as the No. 26 wide receiver and the No. 36 player in Florida ... scored the game-winning touchdown on the final play of the game to send Inglewood to the state title game ... earned Ocean League MVP honors after helping the Sentinels to another league title and a CIF-SS Division 2 finals appearance ... named the Player of the Year in the Ocean League ... named to the 2023 All-American Bowl ... sixth player in school history to be named an All-American ... selected team captain ... played tight end, wide receiver, running back, quarterback and defensive end ... caught 30 passes for 485 yards and eight scores over two seasons ... recorded 21 catches for 318 yards and four touchdowns ... chose Louisville

over offers from Alabama, Michigan, Michigan State, Miami, Florida State, Arizona and Washington.

**Personal:** Born 7/27/05 ... son of Yachica and Timothy Johnson ... undecided major.



11

**Cam'Ron  
Kelly**

 Chesapeake, Va.  
Oscar Smith / North Carolina

DB 6-2 210 6S

**Previous School(s):** Played for four seasons at North Carolina ... temporarily transferred to Virginia where he played in their 2023 Spring Game ... started all 12 games he appeared in his senior year ... posted 49 tackles, a half TFL, an INT and a PBU ... had a season-high six tackles three times at App State, at Duke, and vs. Georgia Tech ... appeared in all 13 games his junior year and made nine starts at defensive back ... named to the All-ACC Third Team ... ranked third on the team with 69 tackles ... tied for the ACC lead with four interceptions ... started against Duke and led the team with seven tackles and notched his first collegiate interception ... equaled a career high with 12 tackles at Notre Dame and had 12 stops against South Carolina at the Duke's Mayo Bowl ... appeared in all 12 games in 2020 and made four starts at defensive back ... named an All-ACC Academic Team selection ... ranked third on the team in 2020 with 55 tackles, and had three breakups, one tackle for loss and one forced fumble ... had a career-high 12 tackles at Virginia ... appeared in the first five games of his freshman season (2019) at defensive back before suffering a season-ending knee injury ... compiled seven tackles during the season ... attended Auburn for the spring '19 semester before transferring to UNC.

**High School:** Played at Oscar Smith High School ... four-star prospect who was ranked as the No. 218 player and the No. 10 athlete in the nation by the 247Sports Composite ... ranked as the No. 5 prospect in the state of Virginia ... also ranked the No. 23 safety in the nation and the No. 8 player in Virginia by Rivals ... appeared in the World All-Star Bowl following his senior season ... led Oscar Smith to an 11-2 record and the third round of the playoffs as a senior ... named a first-team All-USA Virginia selection and first-team Class 6 all-state at defensive back ... named a first-team All-Tidewater selection, a first-team All-Class 6 Region, first-team All-Southeastern District at defensive back, and second-team All-Southeastern District at quarterback ... accounted for 1,966 total yards and 38 TDs ... led Oscar Smith to a 12-3 record and a berth in the state championship game ... was a first-team All-USA Virginia selection and first-team Class 6 all-state at defensive back as a junior ... named the Abe Goldblatt All-Tidewater Player of the Year ... tallied 1,661 yards and 13 TDs at quarterback, running back and wide receiver, also played defensive back and returned kicks and punts ... rushed for more than 400 yards, tallied three INTs and accounted for five TDs in the postseason ... posted 35 tackles, eight INTs and 13 PBU as a sophomore.

**Personal:** Graduated from North Carolina in 2022 with a psychology degree.

#### Career Statistics

Year	G-S	U-A-T	TFL	S	INT	PBU
2019	5-0	5-2-7	0-0	0-0	0-0	0
2020	12-4	32-23-55	1-1	0-0	0-0	3
2021	13-9	40-29-69	0.5-1	0-0	4	7
2022	12-12	30-19-49	0.5-1	0-0	1	2
<b>Totals</b>	<b>42-25</b>	<b>107-73-180</b>	<b>2-3</b>	<b>0-0</b>	<b>5</b>	<b>12</b>

MEDIA

PREVIEW

TEAM

COACHES

REVIEW

HONORS

PROS

RECORDS

UOFL





## 2023 Cardinal Player Bios

MEDIA

PREVIEW

TEAM

COACHES


REVIEW

HONORS

PROS

RECORDS

UOFL




**77** **Vincent Lumia**  
Riviera Beach, Fla.  
Suncoast / Duquesne

OL	6-3	295	Sr.
----	-----	-----	-----

**Previous School:** Played five years at Duquesne ... started all eleven games for the Dukes in 2022 ... named a Third-Team All-Northeast Conference selection by Phil Steele ... was the team's highest rated offensive lineman with a grade of 77.2, according to Pro Football Focus ... the fourth-highest rated player on the entire team ... named a First-Team All-Northeast Conference selection in 2021 and a Second-Team All-Northeast Conference selection in 2022 ... started all 10 games in 2021 ... part of a unit that ranked second in the NEC with 4.49 yards per rush ... appeared in nine games as a freshman in 2019 after redshirting in 2018.

**High School:** Played for head coach Robert May at Suncoast High School ... helped Chargers to three straight Florida District 15 titles with a 7-3 record as a senior in 2017 ... registered 73 pancake blocks as a senior ... named top offensive lineman in Palm Beach County by the Palm Beach Post ... did not allow a sack as a senior for the Chargers ... was an All-District, All-Area, All-County and All-Conference selection ... finished with 20 pancake blocks against Acalanes (Calif.).


**Personal:** Born 5/21/00 ... son of Raquel and Adam Lumia.



**82** **Jahill McClain**  
Bellflower, Calif.  
St. John Bosco

WR	5-10	180	Fr.
----	------	-----	-----

**High School:** Committed to the Cards in March ... played at St. John Bosco...rated the No. 43 player in the state and No. 34 wide receiver by Rivals ...consensus 3-star prospect ... ranked as the No. 62 wide receiver and No. 38 player in the state by 247Sports ... led St. John Bosco to a 13-1 record and a state title ... team ranked No. 1 nationally ... caught 20 passes for 439 yards and five touchdowns as a senior ... averaged 43.9 yards receiving per game ... recorded three receptions for 95 yards in a win over Central Catholic from Portland, Oregon ... grabbed three passes for 82 yards and three for 57 yards and a touchdown in two games versus Orange Lutheran ... caught an 87-yard touchdown pass against Mission Viejo ... recorded four receptions for 95 yards and a 47-yard touchdown pass in a 24-22 win over Mater Dei to advance to the state championship game ... chose Louisville over offers from Arizona, Arizona State, Michigan State, Mississippi, Oregon, Pittsburgh, Texas, USC, Virginia Tech and Wisconsin.




**74** **Eric Miller**  
Mason, Ohio.  
William Mason / Purdue

OL	6-7	305	GS
----	-----	-----	----

**Previous School:** Spent the first five years of his collegiate career with Purdue before opting to enter the transfer portal ... playing his final season of eligibility with the Cardinals ... started all 14 games for the Boilermakers last season, with his first five starts coming at left tackle and the final nine at right tackle ... in 587 pass block snaps taken, he allowed only four sacks, four quarterback hits and 18 quarterback hurries ... played 961 offensive snaps in total for the 2022 season ... named All-Academic Big Ten in 2019, 2020 and 2021 ... started all 13 games in 2021 ... redshirted his true freshman year in 2018 ... played in 2,034 total snaps across 41 appearances and 29 starts, he allowed only eight sacks, eight quarterback hits and 49 quarterback hurries for a career efficiency of 97.0 percent.

**High School:** Led Mason to a 9-3 record and regional semifinals appearance ... blocked for an offense that averaged 299.0 yards of offense per game, including 183.8 on the ground ... named first team All-GMC.

**Personal:** Born 1/29/00.




**53** **Lance Robinson**  
Camilla, Ga.  
Mitchell County

OL	6-4	295	GS
----	-----	-----	----

**Previous School(s):** Played his 2022 season at Houston ... helped the Cougars average 455.8 yards and 36.1 points per game ... played in all 13 games with 11 starts ... allowed only four sacks and one quarterback hit over 483 pass block snaps played ... all 730 of his snaps last season came exclusively at right tackle ... named as a Third-Team All-American Athletic Conference selection by Pro Football Focus ... spent 2020 and 2021 seasons at Middle Tennessee ... saw just three games of action during his true freshman campaign ... was the Blue Raiders' highest-graded offensive lineman during the 2021 season by Pro Football Focus ... did not allow a single sack in 470 pass block snaps ... played 846 snaps overall in 2021, with 709 of them coming at right tackle.




**55** **Willie Tyler**

Racine, Wisc.  
Racine Lutheran / Rutgers

OL	6-6	320	GS
----	-----	-----	----

**Previous School(s):** Played at Rutgers for his senior season ... played in 11 games with nine starts at left tackle ... honored on Senior Day against No. 11 Penn State ... helped the offense total 460 yards at Michigan State ... part of unit that allowed no sacks and held the ball for 38:53 in the win over Indiana ... helped offense rush for 212 yards in Rutgers debut at Boston College ... started nine games at left tackle as a junior at Louisiana Monroe ... enrolled at Texas for two seasons ... did not play his junior year (2020) ... did not see game action as a sophomore but was a member of the Big 12 Commissioner's Honor Roll in 2019 ... played his freshman year at Iowa Western CC ... transitioned to offensive line ... helped Iowa Western to a 10-1 overall record, including a win in the Graphic Edge Bowl.

**High School:** Played predominantly as a defensive lineman with limited time on the offensive line in high school ... named first-team All-Racine County as a defensive lineman in 2016 ... chosen first-team All-Metro Classic Conference ... recorded 45 tackles, including 23 solo, 11 tackles-for-loss, 2.5 sacks, three blocked kicks and two interceptions as a senior ... helped Racine Lutheran to a 5-4 overall record, including a 4-2 conference mark, and an appearance in the Division 6 playoffs in 2016 ... played in just three games as a junior in 2015 because of a foot injury ... transferred to Racine Lutheran for sophomore year in 2014 and was part of the defensive line rotation ... helped Racine Lutheran to a 6-4 overall record, including a 4-3 conference mark, and an appearance in the Division 6 playoffs in 2014 ... attended Case High School in Racine in 2013 and played on the freshman team ... also played basketball and threw discus and shot put.



**4** **Aaron Williams**

Corona, Calif.  
St. John Bosco

CB	6-2	185	Fr.
----	-----	-----	-----

**High School:** Committed in December ... consensus four-star prospect ... played for Corona Centennial High School before transferring to St. John Bosco for his senior season ... rated as the No. 16 player in the state of California and the No. 20 cornerback nationally ... ranked as the No. 199 player in the nation ... selected to play in the All-American Bowl ... also tabbed to play in the Polynesian Bowl ... tallied a season best nine tackles in the team's loss to Mater Dei ... led John Bosco to a CIF Open Division state championship ... recorded a pick-six as Bosco downed Serra 45-0 in the CIF Open Division championship game ... team finished 13-1 and were ranked as the No. 1 team in the country ... returned an interception in the state title game ... credited with 32 tackles and 2.0 tackles for loss as a junior ... chose Louisville over offers from USC, UCLA, Alabama, Arkansas, BYU, Georgia, LSU, Miami, Michigan, Oklahoma, Ole Miss, Oregon, Penn State and Utah.

**Personal:** Undecided major.



**31** **Marcus Washington**

Grovetown, Ga.  
Grovetown

CB	6-1	185	R-Fr.
----	-----	-----	-------

**Previous School:** Played for one season at Georgia ... saw his first collegiate action in win over Samford ... credited with an assisted tackle vs. the Bulldogs.

**High School:** Grovetown HS, coached by Cory Evans ... reclassified to play in 2022 season ... 247Sports.com four-star prospect ... ranked as the No. 12 cornerback prospect nationally in the class of 2023, No. 6 prospect in Georgia and the No. 91 prospect nationally ... PrepStar Magazine four-star prospect, No. 8 CB prospect, No. 5 prospect in Georgia and No. 68 prospect nationally ... ESPN.com four-star prospect, No. 10 CB prospect, No. 7 prospect in Georgia and No. 84 prospect nationally ... Rivals.com four-star prospect, No. 12 CB prospect, No. 13 prospect in Georgia and No. 140 prospect nationally ... helped lead Grovetown to 3-8 record in 2021 junior season, reaching GHSA Class 6A regional playoffs ... led Warriors defense with 48 tackles, one sack and two fumble recoveries ... also contributed on special teams with 14 kick returns for 200 yards ... during 2020 sophomore season, tallied 42 tackles, two tackles for loss, one interception and caused two fumbles, while also returning 14 kicks for 402 yards.

**Personal:** Sports administration major ... father, Marcus, Sr., played linebacker for Georgia from 2005-09.



MEDIA

PREVIEW

TEAM

COACHES

REVIEW

HONORS

PROS

RECORDS

UOFL



2023 LOUISVILLE FOOTBALL



2023 **Coaches**





**J**eff Brohm, one of the most accomplished signal callers in school history, returns to his alma mater to lead the University of Louisville football program.

The 24th head coach in school history, Brohm's No. 11 jersey is one of 26 that have been honored by the program throughout its history.

Brohm ushers in a new era of UofL football after elevating the Purdue program to unprecedented success during his six seasons as head coach.

Hired on Dec. 5, 2016, he guided the Boilermakers to four bowl appearances and the school's first Big Ten West Divisional title in 2022. The Boilermakers fell to No. 2 Michigan in the Big Ten title game, but Purdue was awarded a trip to the Citrus Bowl.

Prior to his arrival in West Lafayette, the Boilermakers won a combined nine games over four seasons. In his six seasons at Purdue, Brohm compiled a 36-34 overall mark. He led the program to notable victories, posting three wins over Top 3 teams: No. 2 Ohio State in 2018; No. 2 Iowa in 2021; and, No. 3 Michigan State in 2021.

## JEFF BROHM

### Head Coach Louisville Cardinals

Over the last two seasons, Brohm's teams compiled a 17-9 record, including a 9-4 mark in 2021 – the school's first nine-win season since 2003. The school achieved back-to-back winning seasons for the first time since 2006-07.

In nine seasons as a head coach, Brohm boasts a career record of 66-44, a .600 winning percentage, and has positioned himself as one of the top offensive minds in the country. His passing offenses have placed in the top 20 in eight of his nine seasons as an FBS coach, which ranked 13th on average over that span.

In his tenure at Purdue, Brohm produced nine National Football League draft picks, highlighted by defensive end George Karlaftis, who



#### The Brohm File

Years at Louisville: 7  
 Years in Collegiate Coaching: 21st season  
 Birthdate: April 24, 1971  
 Hometown: Louisville, Ky.  
 Wife: Jennifer  
 Children: Brady, Brooke  
 College: Louisville '94  
 Bowl Games Coached: 13

#### Coaching Experience

2023	Louisville Head Coach
2017-22	Purdue Head Coach
2014-16	Western Kentucky Head Coach
2013	Assistant Head Coach/ Offensive Coordinator/QB
2012	UAB Offensive Coordinator/QB
2010-11	Illinois Quarterbacks
2009	Florida Atlantic Quarterbacks
2008	Louisville Assistant Head Coach/ Offensive Coordinator
2007	Assistant Head Coach/QB
2003-06	Quarterbacks
2002	Louisville Fire - af2 Head Coach

COACHES

REVIEW

HONORS

PROS

RECORDS

UOFL





## Head Coach Jeff Brohm

MEDIA

PREVIEW

TEAM

COACHES

REVIEW

HONORS

PROS

RECORDS

UOFL



was selected as the No. 23 pick in the first round by the Kansas City Chiefs in 2022. Wide receiver Rondale Moore was a second-round selection in 2021 by the Arizona Cardinals, and wideout David Bell was taken in the third round by the Cleveland Browns in 2022.

Playing in Brohm's high-powered offense, several Boilermakers were honored for their accomplishments within the league. Moore and Bell captured back-to-back Big Ten Freshman of the Year awards and Big Ten Wide Receiver of the Year awards, while Brycen Hopkins was tabbed the Big Ten Tight End of the Year in 2019. Moore was also the 2018 Paul Hornung Award winner as the nation's most versatile player.

Three Boilermakers were named All-Americans during Brohm's tenure in West Lafayette. Moore became the first true freshman consensus first team All-American in Big Ten history in 2018 before wide receiver David Bell and defensive end George Karlaftis earned All-America honors following the 2021 season. Bell was a consensus All-American, joining Moore as the second under Brohm and the 21st in Purdue history.

The 2021 season featured a 9-4 record, the second-most wins in Purdue history. The Boilermakers tied for second in the Big Ten West,

which included a pair of Top 5 victories over No. 2 Iowa and No. 3 Michigan State, which handed both teams their first loss of their respective campaigns. The Boilermakers capped the



campaign with a 48-45 overtime victory over Tennessee at the TransPerfect Music City Bowl in Nashville, Tenn.

Purdue exceeded all expectations in his first season in 2017 and put the program on the map nationally. The Boilermakers won seven games, recaptured both of its rivalry trophies (the Cannon and the Old Oaken Bucket), and finished the season with a Foster Farms Bowl victory over Arizona. They followed that up in 2018 with another Bowl appearance, and Top 25 victories over Boston College, Iowa, and a monumental victory over No. 2 Ohio State at Ross-Ade Stadium.

Prior to taking over in West Lafayette, Brohm spent three seasons at Western Kentucky, where he compiled a remarkable 30-10 overall record (.750 winning percentage), including a 19-5 Conference USA mark (.792), from 2014 to 2016. The Hilltoppers were league champions in 2015 and 2016, the school's first back-to-back titles as an FBS member. They won the 2014 Bahamas Bowl (49-48 over Central Michigan) and the 2015 Miami Beach Bowl (45-35 over Miami), as well as the 2016 Boca Raton Bowl (51-31 over Memphis under interim head coach Nick Holt). Western Kentucky was ranked No. 24 in the final 2015 Associated Press poll.





In his first go-around as a head coach at Western Kentucky, the Hilltoppers were one of the most explosive offensive units in the nation, averaging 44.6 points, 356.6 passing yards and 526.2 yards of total offense per game over three seasons on The Hill.

Under Brohm's tutelage, WKU's starting quarterbacks completed 69.2 percent of their passes and threw 131 touchdowns and just 25 interceptions. The offense averaged a hefty 7.3 yards per play, while running 72.1 plays per game. Brohm's teams re-wrote the WKU record book, breaking more than 75 school offensive records since 2013, when the Louisville native served as assistant head coach, offensive coordinator and quarterbacks coach.

Western Kentucky ranked in the top 10 nationally in scoring offense (No. 6 in 2014, No. 3 in 2015 and No. 1 in 2016), passing offense (No. 2 in 2014, No. 4 in 2015 and No. 5 in 2016) and total offense (No. 4 in 2014, No. 9 in 2015 and No. 5 in 2016) each of Brohm's three seasons as head coach.

As an assistant at his alma mater (2003-08), Brohm played an integral role in coaching during the high point of Louisville football. Serving as the quarterbacks coach in 2006, with his brother Brian as the quarterback, the



Cardinals finished the season with a school best 12-1 record, which was capped by winning the Orange Bowl – the school's first appearance in the Bowl Championship Series. That season, the

offense ranked second nationally in total offense, fourth in scoring offense and were seventh in passing offense and 12th in rushing.

As the offensive coordinator in 2007, Louisville was just as explosive, finishing fourth nationally in passing offense, six in total offense and 18th in scoring.

One of the top quarterbacks in school history, Brohm returns to UofL where he enjoyed an outstanding collegiate career from 1989-93. A three-year starter, he still ranks among the Cardinals' career leaders in touchdown passes (tied for eighth, 38), total offense (ninth, 5,410), completion percentage (ninth, .562), passing yards (10th, 5,451), and passing efficiency (ninth, 129.97), passing attempts (10th, 715) and completions (10th, 402). Brohm was voted the team's Most Valuable Player during both his junior and senior seasons, and his No. 11 became part of the Louisville Ring of Honor in 2006.

Professionally, Brohm played eight seasons in the NFL, competing with the San Diego Chargers (1994), Washington Redskins (1995-96), San Francisco 49ers (1997-98), Tampa Bay Buccaneers (1998), Denver Broncos (1999) and Cleveland Browns (2000). In eight career games - all with the 49ers - he completed 37 of



MEDIA

PREVIEW

TEAM

COACHES

REVIEW

HONORS

PROS

RECORDS

UOFL





# Head Coach Jeff Brohm

58 passes (63.8 percent) for 353 yards with one touchdown and one interception. His best game came Oct. 27, 1996, when he completed 19 of 30 passes for 176 yards and a touchdown to lead San Francisco to a 10-9 win over the Houston Oilers. In 2001, Brohm played in the XFL for the Orlando Rage and was named first-team All-XFL.

A standout at Trinity High, Brohm was awarded the Kentucky Mr. Football Award as a senior in 1988, while leading the Shamrocks to a state championship and undefeated season. Brohm was named the Kentucky High School Player of the Decade for the 1980s and was inducted into the Kentucky High School Athletic Association Hall of Fame in 2014.

A native of Louisville, Brohm, 51, (born April 24, 1971) earned his bachelor's degree in business administration in 1994. He and his wife, Jennifer, have a son, Brady, and a daughter, Brooke. Jeff is one of four family members to be a football letterwinner at Louisville, along with his father, Oscar (quarterback 1966-69), and brothers, Greg (wide receiver 1989-92) and Brian (quarterback 2004-07). The Brohm family, including mother, Donna, and sister, Kim, was inducted into the Louisville Catholic Sports Hall of Fame in 2013.

## Career Record

Year	School	Record
2014	Western Kentucky	8-5
2015	Western Kentucky	12-2
2016	Western Kentucky	10-3
2017	Purdue	7-6
2018	Purdue	6-7
2019	Purdue	4-8
2020	Purdue	2-4
2021	Purdue	9-4
2022	Purdue	8-5
Overall		66-44
Western Kentucky		30-10
Purdue		36-34



## FBS Head Coaches at Alma Mater

**Air Force** – Troy Calhoun  
**App State** – Shawn Clark  
**Arizona State** – Kenny Dillingham  
**Ball State** – Mike Neu  
**Boise State** – Andy Avalos  
**BYU** – Kalani Sitake  
**Fresno State** – Jeff Tedford  
**Georgia** – Kirby Smart  
**Georgia Tech** – Brent Key  
**Hawaii** – Timmy Chang

**Louisiana** – Michael Desormeaux  
**Louisville** – Jeff Brohm  
**Miami (Fla.)** – Mario Cristobal  
**Michigan** – Jim Harbaugh  
**New Mexico** – Danny Gonzales  
**Northern Illinois** – Thomas Hammock  
**Northwestern** – Pat Fitzgerald  
**Oklahoma State** – Mike Gundy  
**Oregon State** – Jonathan Smith  
**Vanderbilt** – Clark Lea

## Bowls as a Coach

### As a Head Coach:

2014	Western Kentucky	Popeyes Bahamas Bowl - W
2015	Western Kentucky	Miami Beach Bowl - W
2016	Western Kentucky	Boca Raton Bowl - W
2017	Purdue	Foster Farms Bowl - W
2018	Purdue	Music City Bowl - L
2021	Purdue	Music City Bowl - W
2022	Purdue	Cheez-It Citrus Bowl - Didn't Coach

### As an Assistant:

2003	Louisville	GMAC Bowl - L
2004	Louisville	Liberty Bowl - L
2005	Louisville	Gator Bowl - L
2006	Louisville	Orange Bowl - W
2010	Illinois	Texas Bowl - W
2011	Illinois	Fight Hunger Bowl - W

## Brohm's Draft Picks

### Western Kentucky

2014	6	27	203	Andrew Jackson	Indianapolis	LB
	7	32	247	Jonathan Dowling	Oakland	DB
2016	4	12	110	Tyler Higbee	Los Angeles	TE
	7	2	223	Brandon Doughty	Miami	QB
	7	28	249	Prince Charles Iworah	San Francisco	DB

### Purdue

2017	5	31	175	DeAngelo Yancey	Green Bay	WR
2018	5	6	143	Ja'Whaun Bentley	New England	LB
2020	4	30	136	Brycen Hopkins	Los Angeles (R)	TE
	7	1	215	Markus Bailey	Cincinnati	LB
2021	2	17	49	Rondale Moore	Arizona	WR
	4	8	113	Derrick Barnes	Detroit	LB
2022	1	30	30	George Karlaftis	Kansas City	DE
	3	35	99	David Bell	Cleveland	WR
	7	39	260	Zander Horvath	Los Angeles (C)	FB
2023	4	29	131	Charlie Jones	Cincinnati	WR
	4	34	135	Aidan O'Connell	Las Vegas	QB
	5	36	171	Payne Durham	Tampa Bay	TE
	7	24	241	Cory Trice	Pittsburgh	DB
	7	38	255	Jalen Graham	San Francisco	LB

MEDIA

PREVIEW

TEAM

COACHES

REVIEW

HONORS

PROS

RECORDS

UOFL



**B**rian Brohm, one of the top quarterbacks in school history, returned to his alma mater in 2023 to be the offensive coordinator and quarterbacks coach.

Brohm returns to his hometown after six seasons as the co-offensive coordinator and quarterback coach at Purdue, where the Boilermakers improved greatly under his leadership. The Boilermakers' success in 2022 was powered by one of the Big Ten's most potent aerial attacks, as Purdue ranked second in the league and 22nd nationally in passing yards per game (278.8).

Under Brohm's tutelage, the offense tallied six games of scoring more than 30 points and threw for 3,903 yards and 26 touchdowns in finishing with an 8-6 mark, which included the school's first Big Ten West title. Purdue's passing game broke several school records during a remarkable 2021 campaign that featured a 9-4 record, two Top 5 victories and a win in the TransPerfect Music City Bowl.

With Brohm serving as co-offensive coordinator and quarterbacks coach, Purdue threw for 4,620 yards to eclipse the old school record of 4,208 set in 1998. That amounted to 355.4 passing yards per game, a program best that surpassed the 1985 mark of 341.6 yards per game. Nationally, Purdue's passing offense ranked fifth.

During the 2021 campaign, the offense also set school records for completions (407), completion percentage (.708) and passing first downs (221). Under Brohm's mentorship, Aidan O'Connell turned into a record-setting quarterback. He completed 71.8 percent of his passes to set a new individual school record, while throwing for 3,712 yards and 28 touchdowns. The Second Team All-Big Ten QB produced six 300-yard passing games including a pair of 500-yard games, becoming the first Purdue quarterback to throw for 500 yards multiple times in a season. O'Connell racked up a career-high 536 passing yards in a win over No. 3 Michigan State before ending with 534 yards in the Music City Bowl victory over Tennessee.

In 2020, O'Connell and Jack Plummer teamed up to complete 176 of 260 passing attempts (67.7 percent) for 1,854 yards and 15 touchdowns against only four interceptions in six games. The Boilermakers averaged a Big Ten-best 309.0 yards passing per game.

In 2018, Brohm mentored David Blough to his finest season as Purdue's signal-caller. Blough completed 305 of 462 passing attempts for 3,705 yards with 25 touchdowns. His .660 completion percentage set a single-season school record, while his passing yards and touchdown totals ranked fifth. Brohm helped guide the Boilermakers to an average of 443.9 total yards per game, the sixth-highest in school history.

Brohm coached Blough and Sindelar to a combined 3,202 passing yards and 27 touchdowns in his first season at Purdue. The Boilermaker signal-callers completed nearly 60 percent

## BRIAN BROHM

### Offensive Coordinator/ Quarterbacks Louisville Cardinals

of their passes while cutting their interceptions from 25 in 2016 to merely 11 in 2017.

Brohm came to Purdue from Western Kentucky, where he was co-offensive coordinator and quarterbacks coach in 2016. He guided an offense that averaged 45.5 points, 336.8 passing yards and 523.1 total yards per game. WKU won its final eight games, with a 58-44 victory over Louisiana Tech in the Conference USA Championship and a 51-31 win over Memphis in the Boca Raton Bowl, to finish 11-3 overall.

Prior to joining the WKU staff, Brohm played professionally for eight seasons with the Green Bay Packers (2008-09) and Buffalo Bills (2009-10) in the National Football League, the Las Vegas Locomotives (2011-12) in the United Football League, as well as the Hamilton Tiger-Cats (2013) and Winnipeg Blue Bombers (2014-15) in the Canadian Football League. He was a second-round pick (No. 56 overall) by the Packers in the 2008 NFL Draft.

Known as one of the top quarterbacks in school history, Brohm returns to his alma mater where he starred from 2004 to 2007, and he still ranks among the Cardinals' career leaders in passing attempts (second, 1,185), passing yards (second, 10,775), passing efficiency (second, 157.92), completions (third, 780), completion percentage (third, .658), total offense (fourth, 10,819) and touchdown passes (fourth, 71).

Brohm guided the 2006 Cardinals to a school best 12-1 record, including a 24-13 victory over Wake Forest in the Orange Bowl, and a No. 6 national ranking in the final AP poll. He was named the Orange Bowl MVP after completing 24 of 34 passes for 311 yards against the Demon Deacons. His 30 touchdown passes in 2007 are tied for second in school history with Lamar Jackson. Brohm set school records with 45 completions and 65 passing attempts against Syracuse on Sept. 22, 2007, while his 555 passing yards against the Orange ranks second all-time.

Brohm led Louisville Trinity High School to three Kentucky Class 4A state championships (2001, 2002 and 2003) and was named MVP of all three title games, including a 555-yard, seven-touchdown performance in the 2002 contest. In 2003, he was named Kentucky's Mr. Football, USA Today's Offensive Player of the Year and Gatorade Player of the Year. Brohm graduated from Louisville in 2007 with a bachelor's degree in business administration.



COACHES

REVIEW

HONORS

PROS

RECORDS

UOFL

#### Brohm File

Years at Louisville: 1  
Years in Collegiate Coaching: 9th season  
Birthdate: Sept. 23, 1985  
Hometown: Louisville, Ky.  
High School: Trinity  
Wife: Ashley  
Children: Weston, Stella  
College: Louisville '07  
Bowl Games Coached: 6

#### Coaching Experience

2023	Louisville Offensive Coordinator/ Quarterbacks
2017-22	Purdue Co-Offensive Coordinator/ Quarterbacks
2016-17	Western Kentucky Co-Offensive Coordinator/ Quarterbacks



## RON ENGLISH

### Defensive Coordinator/ Secondary Louisville Cardinals

**R**on English, a former defensive coordinator at the University of Louisville, has been named to the defensive coaching staff for UofL head coach Jeff Brohm.

English brings nearly 30 years of coaching experience, totaling four first-round draft picks and 28 total players drafted.

The UofL defensive coordinator in 2008 where he was nominated for the Broyles Award, English returns to the Derby City after spending two seasons as the co-defensive coordinator and secondary coach at Purdue, where the Boilermakers improved dramatically under English's guidance.

Taking over a defense that was giving up almost 400.0 yards per game prior to his arrival, the Boilermaker defense yielded an average of 350.0 yards per game and 24.6 points per game. The Boilermaker's held four opponents to less than 17 points last season.

Picking off just six passes the season prior, the Boilermakers would record 27 interceptions with English leading the secondary. Purdue finished in the top 35 nationally in interceptions, including 15th in 2022 when the secondary recorded 14 picks. Purdue's defense was also top 25 in red zone defense (23rd - .756).

English spent three seasons (2018-20) as the safeties coach at Florida before joining the Purdue staff. In 2019, Florida finished tied for ninth in the FBS with 16 interceptions.

Prior to his time at Florida, English was the safeties coach at Mississippi State for one season (2017). As MSU's secondary coach, the Bulldogs finished fourth in the SEC in pass defense (175.0 yards per game) and third in total defense

(302.0 yards per game). MSU allowed merely 20.4 points per game in 2017. Mark McLaurin led the SEC in interceptions in 2017.

English served as San Jose State's defensive coordinator in 2016, with the Spartans finishing fourth in the Mountain West in pass defense (188.6 yards per game), first in third-down conversion defense (37.6 percent), fifth in interceptions (10) and fourth in turnovers forced (19).

English was the head coach at Eastern Michigan from 2009-13. In 2011, he guided the Eagles to their best record in 15 years, finishing 6-6 and 4-4 in the MAC. English was named the MAC Coach of the Year in 2011.

Prior to serving as the defensive coordinator at Louisville in 2008, English coached at Michigan for five seasons (2003-07), spending three seasons (2003-05) as the defensive backs coach and the final two years (2006-07) as defensive coordinator. Michigan finished the 2007 season eighth in the nation in pass defense and English was nominated for the Broyles Award, presented annually to the nation's top assistant coach.

During his time in Ann Arbor, English was named the Rivals Defensive Coordinator of the Year (2006) and a Rivals top 25 recruiter (2006). In 2004, he became the first coach to have two All-American defensive backs in the same season (Marlin Jackson and Ernest Shazor).

English was the secondary coach at Arizona State for five seasons (1998-2002), where the Sun Devils finished second in the nation in turnovers forced in 2000. English also spent time at San Diego State (1996-97) and Northern Arizona (1996) as a defensive backs coach.

As a graduate assistant coach at ASU (1994-95), English earned a master's degree in education administration. He began his collegiate coaching career at Mt. San Antonio College (1993) after spending one year as an assistant at Ganesha High School (1992) in California.

A four-year letter winner as a safety at Cal (1987-90), English earned a bachelor's degree in social sciences in 1991, while helping guide the Golden Bears to the 1990 Copper Bowl title.



#### English File

Years at Louisville: 2  
Years in Collegiate Coaching: 28th season  
Birthdate: May 21, 1968  
Hometown: Pamona, Calif.  
High School: Ganesha  
Wife: Sophia  
Children: Simon, Sydney and Seth  
College: California '90  
Bowl Games Coached: 12

#### Coaching Experience

2023	Louisville Defensive Coordinator
2021-22	Purdue Co-Defensive Coordinator/DB
2018-20	Florida Safeties
2017	Mississippi State Safeties
2016	San Jose State Defensive Coordinator
2009-13	Eastern Michigan Head Coach
2008	Louisville Defensive Coordinator
2006-07	Michigan Defensive Coordinator
2003-05	Defensive Backs
1998-02	Arizona State Defensive Backs
1996-97	San Diego State Defensive Backs
1996	Northern Arizona Defensive Backs
1994-95	Arizona State Graduate Assistant

COACHES

REVIEW

HONORS

PROS

RECORDS

UOFL



**A** veteran with over 30 years of collegiate coaching experience, Mark Hagen has named the defensive line coach at the University of Louisville in January 2023.

Before joining the Louisville staff, Hagen was the co-defensive coordinator, along with English, for a Purdue defense the last two seasons that showed consistent and steady improvement. The 2022 team finished in the top 20 in interceptions with 15. Against the run, Purdue allowed 142.5 yards per game and held four opponents to less than 100 yards on the ground.

Returning to West Lafayette in 2021, Hagen made an immediate impact on the Purdue defense. The Boilermakers surrendered 22.4 points per game, ranking 34th in the country, to improve upon their No. 67 ranking from the 2020 campaign (29.8 ppg). Purdue's defense also found the top 25 in red zone defense (23rd - .756). Focusing on the defensive line, Hagen guided George Karlaftis to All-America and First Team All-Big Ten honors.

In Hagen's first stint at Purdue, the Boilermakers appeared in seven bowl games during his tenure, including the 2001 Rose Bowl and the 2004 Capital One Bowl.

During his former time in West Lafayette, Purdue's defense saw 18 members selected in the National Football League Draft over the years – including first-round picks Ryan Kerrigan (2011) and Anthony Spencer (2007), second-round selections Kawann Short (2013), Mike Neal (2010) and Bernard Pollard (2006) and third-round draftees Alex Magee (2009), Cliff Avril (2008), Stuart Schweigert (2004), Gilbert Gardner (2004) and Landon Johnson (2004).

Hagen served as associate head coach for the defense and defensive line coach at Texas during the 2020 season.

Prior to Texas, Hagen coached four seasons at Indiana (2015-18), most recently as the Hoosiers'

## MARK HAGEN

### Co-Defensive Coordinator/ Defensive Line Louisville Cardinals

co-defensive coordinator and defensive line coach. It was his third stint in Bloomington, having served as an assistant for two seasons (2011-12) and getting his collegiate coaching career start there as a graduate assistant and administrative assistant (1992-95).

Hagen also spent three years (2013-15) at Texas A&M, working for two seasons with Aggies' linebackers and the final year with the defensive tackles. His first full-time coaching job was at Northern Illinois from 1996-99.

A native of Carmel, Indiana, Hagen was a four-year letterwinner at Indiana (1987, 1989-91), two-time Second Team All-Big Ten selection, three-time Academic All-Big Ten winner, 1992 Big Ten Medal of Honor recipient and a captain at linebacker.

As a linebacker with the Hoosiers, Hagen led the team in tackles for three straight years (1989-91) and was the team's Balfour Award recipient in 1991 for bringing distinction and honor to the university. He is tied for fifth in Hoosiers' history with 336 career tackles. While with the Hoosiers, Hagen played in four bowl games, including the 1991 Copper Bowl, where he was named the game's Most Valuable Defensive Player. He graduated from Indiana with a bachelor's degree in marketing in 1991 and earned a master's in sport marketing and management in 1995.

Hagen and his wife, Denise, have four daughters – Abby, Emma, Ellie and Ava.



COACHES

REVIEW

HONORS

PROS

RECORDS

UOFL

#### Hagen File

Years at Louisville: 1  
Years in Collegiate Coaching: 40th season  
Birthdate: 7/28/69  
Hometown: Carmel, Ind.  
High School: Carmel  
Wife: Denise  
Children: Abby, Emma, Ellie, Ava.  
College: Indiana '91  
Bowl Games Coached: 9

#### Coaching Experience

2023	Louisville Co-Defensive Coordinator/DL
2021-22	Purdue Co-Defensive Coordinator/DL
2020	Texas Associate Head Coach Defense/DL
2015-18	Indiana Co-Defensive Coordinator/DL
2012	Texas A&M Linebackers/Defensive Tackles
2011-12	Indiana Defensive Tackles/Special Teams
2009-10	Purdue Linebackers
2008	Defensive Tackles
2005-08	Assistant Head Coach
2003-08	Special Team Coordinator
2006-07	Linebackers
2000-05	Defensive Tackles
1996-99	Northern Illinois Defensive Tackles
1993-95	Indiana Football Operations
1992-93	GA/Strength





## CHRIS BARCLAY

### Running Backs Louisville Cardinals

**C**hris Barclay was tabbed to coach the running backs at the University of Louisville in December of 2022.

A Louisville native and graduate of Male High School, Barclay returns to the Ville to join the Louisville staff. He spent the last seven seasons working with Brohm, six at Purdue and one at Western Kentucky.

Under Barclay, Purdue's running backs combined to rush for more than 1,500 yards this season led by redshirt-freshman Devin Mockobee, who heads into Purdue's bowl game with 920 yards. Barclay and the Boilermakers captured the Big Ten West Division crown and played in the conference championship game.

Barclay's running backs also eclipsed 1,000 yards in 2017, 2018 and 2021. In the six-game 2020 campaign, running back Zander Horvath accumulated 746 all-purpose yards and earned third team All-Big Ten honors.

Barclay spent one season working with Brohm at WKU before moving to Purdue. Under Barclay's guidance, Anthony Wales was named the Conference USA Championship Game Most Valuable Player and the Boca Raton Bowl Offensive MVP. Wales rushed for 1,621 yards on 237 attempts (6.8 average) and a school-record 27 touchdowns. Wales' touchdown total led the nation, while his yardage total ranked eighth among FBS players. Wales finished the season ranked 13th in the FBS in all-purpose yards with 1,944.

Prior to Western Kentucky, Barclay spent the 2014 and 2015 seasons as running backs coach at Marshall. In 2014, Barclay led Devon Johnson to 1,767 rushing yards on 206 attempts (8.6 average) and 17 touchdowns. Johnson was a 2014 Doak Walker Award semifinalist, finishing sixth in the nation in rushing yards and 13th in rushing touchdowns in his first seasons as a running back after moving from tight end. As a team, the Thundering Herd led the conference in rushing yards per game (271.9), rushing touchdowns (40) and yards per carry (6.8) in 2014.

Barclay also spent a pair of seasons coaching running backs at William & Mary and began his coaching career as a graduate assistant at his alma mater, Wake Forest, in 2011.

The Demon Deacons' all-time leading rushing and scorer (non-kicker) with 4,032 yards, 40 touchdowns and 240 points, Barclay was the first player in Atlantic Coast Conference history to lead the league in rushing three consecutive seasons, finishing with 1,192 yards in 2003, 1,010 in 2004 and 1,127 in 2005. He was named First Team All-ACC twice and was the 2005 ACC Player of the Year. He was inducted into the Wake Forest Football Hall of Fame in 2016.

Signed as an undrafted free agent by the Cleveland Browns, Barclay played in the National Football League for three seasons with the Browns (2006-07), Tennessee Titans (2007), New Orleans Saints (2007) and Atlanta Falcons (2008). He also played with the Berlin Thunder in NFL Europe in 2007 and the New York Sentinels in the United States Football League in 2009.

Barclay graduated from Wake Forest in 2009 with a bachelor's degree in kinesiology. He and his wife, Ashlee, have two daughters, Houstyn, Harrisyn and Hollyn.



COACHES

REVIEW

HONORS

PROS

RECORDS

UOFL

#### Barclay File

Years at Louisville: 1  
 Years in Collegiate Coaching: 13th season  
 Birthdate: October 15, 1983  
 Hometown: Louisville, Ky.  
 Wife: Ashlee  
 Children: Houstyn, Harrisyn, Hollyn  
 College: Wake Forest '09  
 Bowl Games Coached: 7

#### Coaching Experience

2023	Louisville Running Backs
2017-22	Purdue Running Backs
2016	Western Kentucky Running Backs
2014-15	Marshall Running Backs
2012-13	William & Mary Running Backs
2011	Wake Forest Graduate Assistant



**S**teve Ellis was named cornerbacks coach at Louisville for the 2023 season. Ellis joins the Louisville staff after two productive seasons coaching the cornerbacks at East Carolina.

With the Pirates, Ellis netted a combined total of 25 interceptions over a two-year span, representing ECU's highest per-game clip (1.19) since the 2013 and 2014 campaigns when they averaged 1.23 interceptions per game. Leading ECU to a bowl game for the first time since 2014, the 2021 Pirates stood 14th nationally and second in the AAC with 15 interceptions.

Under Ellis' watchful eye, Ja'Quan McMillian captured the 2021 NCAA FBS Statistical Championship in passes defended (1.75), while standing fourth nationally in total interceptions, fifth in interceptions per game (0.42) and 22nd in fumbles recovered (0.67) to go along with his 56 tackles - which was second among all Pirate defenders. McMillian was a five-time 2021 Second-Team All-America selection (FWAA, Associated Press, The Sporting News, The Athletic and Phil Steele Magazine), a semifinalist for the Jim Thorpe Award and an All-AAC choice for the second-straight year.

In his initial season with the Pirates, Ellis provided an immediate impact to the Pirates' secondary as his young position unit accounted for half of the team's interception total with five.



**STEVE  
ELLIS**

## Cornerbacks Louisville Cardinals

Ellis spent 19 years coaching at the Division I level, which included a 2019 assignment as defensive backs coach at South Florida, 10 seasons at Middle Tennessee State and six campaigns at Nicholls (La.) State, his alma mater.

While working under former UofL head coach Charlie Strong at USEF, Ellis played an integral role helping a Bulls' unit that was in the Top 20 nationally in five statistical categories during the 2019 season - redzone defense (4th/67.4 percent), tackles for loss (5th/8.3 pg), fumbles recovered (10th/12), pass defense (15th/189.5 ypg) and turnovers gained (15th/24).

As ten-year assistant at Middle Tennessee, Ellis was part of seven bowl appearances while serving as cornerbacks coach (2009-2018), defensive coordinator (2011-14) and recruiting coordinator (2015-2018).

As defensive coordinator at MTSU, Ellis orchestrated an impressive turnaround as the Raiders improved 48 spots in the national rankings in scoring defense, 29 in rush defense and 10 in total defense in 2012. In his last four seasons with the Raiders, Ellis helped lead the squad to postseason showings at the Bahama Bowl (2015), Hawai'i Bowl (2016), Camellia Bowl (2017) and New Orleans Bowl (2018), the latter following a Conference USA East Division title and league championship game appearance.

Ellis began his coaching career in 2003 at Nicholls State, first working with the safeties before assuming duties as linebackers coach (2004-05) and defensive coordinator (2006-08). After capturing the 2005 Southland Conference title at Nicholls State, the 2006 Colonels ranked 19th nationally in total defense and his 2007 unit topped the league in interceptions, total and pass defense.

During his six-year tenure at Nicholls State, he mentored three FCS All-America selections, seven first-team all-conference performers, a conference player-of-the-year a defensive player-of-the-year and two newcomer-of-the-year award winners. He was also a two-time participant in the NFL Coaches Fellowship Program.

As a player, Ellis was a three-year starter, a three-year all-conference standout and team captain as a defensive back at NSU, wrapping up a playing career in 2002 with over 200 tackles and five interceptions before earning a bachelor's degree in education in 2003.



COACHES

REVIEW

HONORS

PROS

RECORDS

UOFL

### Ellis File

Years at Louisville: 1

Years in Collegiate Coaching: 13th season

Birthdate: January 25, 1980

Hometown: Stringer, Miss.

Wife: Regina

Children: Deja, Caleb

College: Nicholls State '03

Bowl Games Coached: 8

### Coaching Experience

2023	Louisville Cornerbacks
2020-23	East Carolina Cornerbacks
2019	South Florida Defensive Backs
2009-18	Middle Tennessee State Cornerbacks
2015-18	Recruiting Coordinator
2011-14	Defensive Coordinator
2006-08	Nicholls State Defensive Coordinator
2004-05	Linebackers
2003	Safeties




**MARK  
IVEY**
**Linebackers**  
 Louisville Cardinals

**M**ark Ivey begins his fifth season at the University of Louisville after head coach Jeff Brohm retained his services.

Before moving to linebackers coach in 2023, Ivey spent four seasons coaching the defensive line for the Cardinals.

He mentored standout Ashton Gillotte to All-ACC honorable mention accolades in 2022.

The long-time assistant coach pushed Jared Goldwire to produce his two best seasons, earning him a free-agent contract with the Los Angeles Chargers. The 2020 campaign saw him record 35 tackles and a pair of sacks to earn him second team All-ACC accolades by the Associated Press.

Coaching the defensive line in 2019, the Cardinals increased their sack total from 11 in 2018 to 27 in that year, with defensive lineman G.G. Robinson leading the group with 4.0.

Before joining the Louisville staff, Ivey spent seven seasons with the Mountaineers, coaching the outside linebackers and the defensive line.

Ivey was promoted to interim head coach following Satterfield's departure to Louisville, guiding the Mountaineers to a 45-13 win over Middle Tennessee in the 2018 R+L Carriers New Orleans Bowl.

In guiding Appalachian State to a win in the first Sun Belt Championship Game and picking up a bowl win, Ivey worked with a defensive line that included All-Sun Belt first-team pick MyQuon Stout, who recorded 21 tackles. Ivey's coaching development helped three walk-ons become regular contributors as part of a nine-man rotation.

Before the 2018 season, Ivey was promoted to assistant head coach to go along with his duties as the defensive line coach.

Assisting on the defensive side of the football, Appalachian State's defense ranked 17th nationally in 2017 with 38 sacks.

In his first three seasons with the Mountaineers, Ivey's linemen combined for more than 52.5 sacks and 109 tackles for loss for a defense that led the conference in total defense and scoring defense in consecutive campaigns. In 2016, Appalachian State allowed the fewest points in conference play of any FBS team, finishing in the Top 10 nationally in scoring defense, and the top 20 in both total defense and rushing defense. Under Ivey's guidance, Ronald Blair, who

was named the Sun Belt's Defensive Student-Athlete of the Year, ranked first in the Sun Belt for tackles for loss with 19 and second in sacks with seven. Blair was selected in the fifth round, with the 142nd pick in the NFL Draft, by the San Francisco 49ers.

In 2013, three of Ivey's outside linebackers ranked among Appalachian State's top eight in tackles. Despite not starting a game as a true freshman, Kennan Gilchrist ranked fourth on the team and among the Southern Conference's top 40 with 59 stops, en route to earning freshman all-conference honors.

Serving as the special-teams coordinator from 2012-14, Ivey oversaw a unit that led the SoCon with a gaudy 40.6-yard net punting average. Punter Bentlee Critcher became only the second true freshman in school history to earn NCAA Division I FCS all-America recognition after ranking second among all FCS punters with a 45.9-yard punting average.

The 2012 season saw the Mountaineers rank second in NCAA Division I FCS with a 40.8-yard net punting average on the strength of 45.9 yards per punt by all-American Sam Martin.

Before returning to Appalachian State in 2012, Ivey spent 16 years as a successful high school coach in Florida, including 10 seasons as head coach at Cypress Lake in Fort Myers (2002-06) and Barron Collier in Naples (2007-11). In five seasons at Barron Collier, he led the Cougars to a 36-19 overall record and state playoff appearances all five years. BCHS won three-straight district championships from 2007-09, doubling the number of district titles that the school had claimed in its first 29 years of existence.

Ivey and his wife Rosa have three daughters: Britini, Maggie, and Gabriella.



COACHES

REVIEW

HONORS

PROS

RECORDS

UOFL

**Ivey File**

Years at Louisville: 5  
 Years in Collegiate Coaching: 12th season  
 Birthdate: July 11, 1973  
 Hometown: Collinsville, Va.  
 Wife: Rosa  
 Children: Britini, Maggie, Gabriella  
 College: Appalachian State '96  
 Bowl Games Coached: 6

**Coaching Experience**

2023	Louisville Linebackers
2019-22	Defensive Line
2012-18	Appalachian State Interim Head Coach (Dec. 4, 2018) Defensive Line (2018) Defensive Line/Special Teams (2014-17) Special Teams (2013)* Assistant Coach (OLB/ST) (2012-13)
2007-11	Barron Collier H.S. Head Coach
2002-26	Cypress Lakes H.S. Head Coach
1998-01	Gulf Coast H.S. Assistant Coach
1997	Cape Coral H.S. Assistant Coach
1996	Port Charlotte H.S. Assistant Coach



**K**arl Maslowski, a former quality control coach at the University of Louisville, returned to the Cardinals as special teams coordinator and defensive assistant in January 2023.

Before revisiting Louisville, Maslowski spent one season with Brohm at Purdue as the special team coordinator and an assistant linebackers coach. In his lone season with the Boilermakers, Maslowski helped guide Purdue to its first ever Big Ten Championship appearance. Throughout the season, the special teams unit blocked two field goals, converted two successful fake punts, and developed all-conference return specialist Charlie Jones. In the Big Ten Championship, place kicker Mitchell Fineran set a championship game record of five field goals made. Maslowski was instrumental in guiding Fineran to become the most accurate kicker in Purdue history.

Maslowski spent three seasons (2019-21) at Louisville where he assisted in the development of James Turner, who converted 13-of-15 field goal attempts in 2020 and two-time all-ACC Return Specialist Hassan Hall. He also assisted place kicker Blanton Creque in setting a school record for career field goal percentage and punter Mason King setting a school record for career punt average.

Maslowski owns 10 years of experience as a special teams coordinator at the FBS and Division II levels. Under his direction, his punt units ranked top 30 nationally in six out of nine seasons, while his kickoff return units finished in the top 30 eight times.

Prior to joining Louisville as the program's senior quality control specialist (2019-21), Maslowski spent six seasons coaching special teams at Northern Michigan (2013-18). While in the Upper Peninsula, he coached linebackers, running backs and tight ends. Maslowski began his stint at NMU mentoring the linebackers (2013-16) before going to the other side of the ball to coach

## KARL MASLOWSKI

**Special Teams  
Coordinator/  
Asst. Linebackers**  
Louisville Cardinals

the running backs and tight ends (2017-18).

Throughout his time up north, he guided two All-GLIAC linebackers, two All-GLIAC punters and one All-GLIAC kicker. As Northern Michigan's running backs coach, Maslowski played an integral role in his rushers setting three school rushing records and developing the school's first Harlon Hill nominee.

Prior to making the move to Northern Michigan, Maslowski coached at his alma mater Western Kentucky for three seasons. He served as linebackers coach from 2010-11, which included mentoring a trio of All-Sun Belt linebackers, before focusing specifically on special teams in 2012. His 2011 special teams unit finished in the top 25 nationally in four different statistical categories. During his tenure, two returners earned All-America accolades. On the recruiting road, Maslowski helped secure the No. 1 recruiting classes in the Sun Belt for back-to-back seasons.

Maslowski was an All-American linebacker at Western Kentucky from 1999-2003 and earned a degree in public health education in 2004. He helped lead the Hilltoppers to a 1-AA national title in 2002, while earning team MVP and academic all-conference honors during the 2003 campaign.

Maslowski is married to the former Brittney Long and the couple has three children: Lila, Stella and Donovan.



### Maslowski File

Years at Louisville: 4  
Years in Collegiate Coaching: 18th season  
Birthdate: February 4, 1981  
Hometown: New Lenox, Ill.  
Wife: Brittney  
Children: Lila, Stella and Donovan  
College: Western Kentucky '04  
Bowl Games Coached: 3

### Coaching Experience

2023	Louisville Special Teams/Asst. LB
2022	Purdue Special Team Coordinator
2019-21	Louisville Sr. Special Teams QC
2017-18	Northern Michigan Special Teams Coordinator/RB/TE
2013-16	Special Teams Coordinator/LB
2012	Western Kentucky Special Teams Coordinator
2010-11	Special Teams Coordinator/LB
2008-09	Miami University Defensive Graduate Assistant
2006-07	Holy Cross Outside Linebackers

COACHES

REVIEW

HONORS

PROS

RECORDS

UOFL





## GARRICK McGEE

### Wide Receivers Louisville Cardinals

**G**arrick McGee returns to the University of Louisville to coach the wide receivers under head coach Jeff Brohm.

McGee returns to Louisville after coaching the wide receivers at Purdue in 2022.

McGee is starting his second stint on the Louisville staff, having previously worked as the offensive coordinator and quarterbacks coach during the 2014 and 2015 seasons under Bobby Petrino. With McGee coordinating the UofL offense, the Cards averaged 30 points per game in two seasons with a 17-9 overall record.

McGee left Louisville to become the offensive coordinator at Illinois, where he worked for two seasons. He also worked two years at Missouri and Florida before joining Brohm's staff at Purdue.

In his only season at Purdue, McGee coached wide receiver Charlie Jones, who earned second team AP All-America honors after leading the country with 110 receptions and 1,361 yards receiving. Jones also finished the regular season with a team-high 12 touchdowns.

McGee served as the head coach at UAB for two seasons prior to his first stint at Louisville.

He was hired at UAB after four seasons at Arkansas, including two as the offensive coordinator. McGee helped Arkansas to final rankings of No. 12 in 2010 and No. 5 in 2011 during his two years as offensive coordinator for the Razorbacks. Arkansas led the SEC in total offense and ranked No. 29 nationally in 2011 at 438.1 yards per game, while scoring 40+ points on six occasions.

McGee was influential in the development of quarterback Ryan Mallett at Arkansas. The former Michigan transfer broke 45 school records and was just the third SEC quarterback to surpass 3,500 yards passing in consecutive seasons. Before departing Arkansas for the UAB head job, McGee was a finalist for the 2011 Broyles Award, presented to the nation's top assistant coach.

McGee has also held coaching positions at Northwestern, UNLV, Toledo, Northern Iowa and Langston University, along with two seasons with the Jacksonville Jaguars.

McGee attended Booker T. Washington High in Tulsa and played for his father, the late Larry McGee. He played at Arizona State in 1991 and 1992 and went to Northeastern Oklahoma A&M in 1993 before transferring to Oklahoma.

McGee earned a bachelor's degree from Oklahoma in 1996, where he played two seasons and ended his career fourth on OU's career passing yards list (2,449 yards). He was voted the Big Eight Newcomer of the Year by the league's coaches in 1994.

McGee and his wife Tiffany, have two sons, Cameron and Grant.

#### McGee File

Years at Louisville: 3  
Years in Collegiate Coaching: 28th season  
Birthdate: April 6, 1973  
Hometown: Tulsa, Okla.  
Wife: Tiffany  
Sons: Cameron, Grant  
College: Oklahoma '06  
Bowl Games Coached: 11

#### Coaching Experience

2023	Louisville Wide Receivers
2022	Purdue Wide Receivers
2021	Florida Quarterbacks
2020	Analyst
2019	Missouri Wide Receivers
2018	Analyst
2016-17	Illinois Offensive Coordinator/QB
2014-15	Louisville Offensive Coordinator/QB
2012-13	UAB Head Coach
2010-11	Arkansas Offensive Coordinator/QB
2008-09	Quarterbacks
2006-07	Northwestern Offensive Coordinator/QB
2004-05	Wide Receivers
2003	UNLV Wide Receivers
2002	Toledo Wide Receivers
2000-01	Jacksonville Jaguars Quality Control
1999	Northern Iowa Wide Receivers
1996-98	Langston Assistant Coach



COACHES

REVIEW

HONORS

PROS

RECORDS

UOFL



**R**ichard Owens, a four-year letterwinner at the University of Louisville, was tabbed to coach the offensive line in December 2022.

Owens returns to his alma mater after one season as the offensive line coach and run game coordinator at Georgia Southern. In his lone season with the Eagles, Owens transformed the offensive line into one of the strengths of the offense.

The Eagles had one of the most improved units in the nation. The group allowed just seven sacks, the second-lowest total in the FBS, and helped the Eagles finish the year with over 4,200 passing yards and 28 touchdowns to go along with nearly 1,800 yards and 23 touchdowns on the ground.

Before serving one season at Georgia Southern, Owens served three successful seasons as the offensive line coach at UAB (2019-2021). It was his second stint with the Blazers after having coached at UAB from 2012-14.

Behind an experienced offensive line in 2021, the Eagles averaged 386 yards per game (180 rushing, 206 passing) with 43 offensive touchdowns (27 rushing, 20 passing), capping a nine-win season by putting up over 400 yards of offense in an Independence Bowl win over No. 13 BYU. Led by first-team all-conference selection Colby Ragland, running back DeWayne McBride rushed for 1,371 yards and 13 touchdowns and protected for 2,200-yard passer Dylan Hopkins.

Owens helped the Blazers win their third straight C-USA West Division title in 2020 and its second C-USA Championship over a three-year span. The Blazers' offensive line had tremendous success led by first-team All-Conference USA selections Sidney Wells and Ragland. The Blazer offensive line assisted the ground game in rushing for 200.0 yards per game and gave up the nation's fourth-fewest sacks (4).

Under Owens' tutelage, the line also helped Spencer Brown re-write the record books by graduating as UAB's career leading rusher (4,011 yards). Brown had his best season behind UAB's offensive line, running for a career-best 111.1 yards per game as a senior.

In Owens' first year as the offensive line coach, the Blazers finished 9-5 overall and won the C-USA West Division title. Owens guided two players in Wells and Ragland to honorable mention All-Conference USA honors. Wells started all 14 games, while Ragland started all 13 games he played in as these two anchored the line the entire season.

Owens began his coaching career in 2010 at Arkansas and was with the Razorbacks as a graduate assistant working with tight ends for two seasons.

Owens then joined the Blazers in 2012 as the tight ends coach, and in 2013 was named the offensive coordinator and wide receivers coach.

## Richard OWENS

### Offensive Line Louisville Cardinals

In 2014, Bill Clark's first year at UAB, Owens coached the tight ends.

Following the 2014 season, Owens went to South Alabama for three years as the tight ends coach in 2015 and the offensive line coach from 2016-17. He then worked at the University of Louisville, his alma mater, in 2018 as the tight ends coach and director of on-campus recruiting.

Owens was a three-starter for the Cardinals from 2000-03, compiling 36 receptions for 371 yards and seven scores. He caught a career best 20 passes for 182 yards and two touchdowns in 2002 and closed his career with 12 receptions for 121 yards and three scores as a senior.

After completing his collegiate career, Owens signed as a free agent with the Minnesota Vikings.

He appeared in 53 games between 2004-09 with seven starts, recording 17 receptions for 141 yards and one touchdown. Owens was with the Vikings from 2004-07 — serving as special teams captain during the 2005 campaign — before signing with St. Louis; after two years with the Rams, he signed with the New York Jets in July of 2009.

Owens — who earned his degree in sports administration from Louisville in 2004 — is married to the former Tina Ryan. The couple has one daughter, Rylan.



#### Owens File

Years at Louisville: 2  
Years in Collegiate Coaching: 14th season  
Birthdate: November 4, 1980  
Hometown: Middleburg, Fla.  
Wife: Tina  
Daughter: Rylan  
College: Louisville '04  
Bowl Games Coached: 4

#### Coaching Experience

2023	Louisville Offensive Line
2022	Georgia Southern Offensive Line/ Run Game Coordinator
2019-21	UAB Offensive Line
2018	Louisville Tight Ends
2016-17	South Alabama Offensive Line
2015	Tight Ends
2014	UAB Tight Ends
2013	Offensive Coordinator/WR
2012	Tight Ends
2010-11	Arkansas Graduate Assistant

COACHES

REVIEW

HONORS

PROS

RECORDS

UOFL





## Ryan WALLACE

### Tight Ends Louisville Cardinals

**R**yan Wallace was named the tight ends coach at Louisville in December 2022.

Before joining the Louisville staff, Wallace spent six seasons on the Purdue staff, working the 2022 season as the tight ends coach and assisting the offensive line. He was hired at Purdue in 2017 and spent his first two years as offensive/special teams quality control. During the 2021 campaign, he was an offensive and special teams assistant for the Boilermakers.

The 2022 season saw Wallace mentor Payne Durham at the tight end position, who earned second team All-BIG Ten accolades after catching 56 passes for 560 yards and eight touchdowns. Durham finished his career second on Purdue's all-time receiving list for touchdowns with 21 and sixth with 1,265 receiving yards.

Senior Brycen Hopkins highlighted the tight end position for Wallace in 2019, being named the Kwalick-Clark Big Ten Tight End of the Year, a First Team All-Big Ten selection and Second Team All-America by USA Today. Hopkins finished second on the team with 61 receptions for 830 yards and seven touchdowns on the year. Hopkins' reception and yardage total were the most by a Boilermaker tight end since Dustin Keller had 68 receptions for 881 yards in 2007. Redshirt freshman Payne Durham caught four touchdowns on his nine total receptions for the year.

Before joining the Purdue coaching staff, Wallace spent the 2016 season as tight ends coach at Austin Peay. The Governors finished third in the Ohio Valley Conference in rushing and broke the school game record for total offense multiple times. According to 24/7 Sports, Austin Peay signed the No.1 recruiting class in FCS with Wallace on staff.

Prior to his stint at Austin Peay, Wallace spent three seasons as a graduate assistant at Western Kentucky, where he worked directly with the tight ends on Brohm's staff in 2014 and 2015 and with the offensive line in 2013. In 2015, the Hilltoppers won the Conference USA Championship Game and Miami Beach Bowl and finished 24th in the final Associated Press poll. Western Kentucky finished that season first in the nation in passing touchdowns, fifth in passing yards and scoring offense, and eighth in total offense. The season prior, the Hilltoppers broke 47 offensive school records, finished first in the country in passing touchdowns, second in passing yards, fourth in total offense and sixth in scoring offense. Tight ends Mitchell Henry and Tyler Higbee earned all-conference honors in 2014 under Wallace's guide, with Higbee going on to be selected in the fourth round of the NFL Draft by the St. Louis Rams in 2015.

Wallace played two seasons of tight end at Western Kentucky (2011-12) and one year as an offensive tackle at Kentucky (2010). He earned a bachelor's degree in political science (2013) and a master's degree in sports administration (2015), both from Western Kentucky. His father, Kevin, is a longtime high school head football coach in Kentucky with more than 300 wins and six state championships.

Wallace will reside in Louisville with his wife, Samantha.



COACHES

REVIEW

HONORS

PROS

RECORDS

UOFL

#### Wallace File

Years at Louisville: 1  
Years in Collegiate Coaching: 14th season  
Birthdate: March 5, 1990  
Hometown: Bowling Green, Ky.  
Wife: Samantha  
College: Western Kentucky '13  
Bowl Games Coached: 7

#### Coaching Experience

2023	Louisville Tight Ends
2022	Purdue Tight Ends/Asst. OL
2019-21	Tight Ends/Co-Special Teams
2017-19	Offense/Special Teams Quality Control
2016-17	Austin Peay Tight Ends
2014-16	Western Kentucky Tight Ends GA
2013	Offensive Line GA





**Greg Brohm**  
Chief of Staff

Greg Brohm was hired to be the Chief of Staff for the University of Louisville Football program.

A former wide receiver for the Cardinals, Brohm will oversee day-to-day operations and handle all general manager duties for the program, including staff oversight, operational planning, external affairs, roster management, self-scout, game management, and strategic decision-making.

Brohm returns to his alma mater after serving six seasons as executive director of football administration and operations/chief of staff at Purdue, overseeing the day-to-day operations of the football program and serving as a special assistant and advisor to the head football coach.

A veteran director of operations, Brohm previously served as director of football operations at Western Kentucky during the 2014-16 season, when the Hilltoppers compiled a 30-10 overall record and won two consecutive C-USA titles.

Before joining the Western Kentucky staff, Brohm was a teacher and head football coach at Thomas Nelson High School in Bardston, Kentucky, from 2012 to 2014. He started the football program at the newly opened school.

Working at his alma mater, Brohm served as the director of football operations at Louisville from 2004-08. In that capacity, he was responsible for the day-to-day operations of the program while assisting in developing academic procedures and coordinating all player development. He organized travel, camps and coordinated bowl preparations for the 2004 Liberty Bowl, 2005 Gator Bowl and 2007 Orange Bowl. In addition, Brohm maintained all NCAA documentation for the program. In three seasons under head coach Bobby Petrino, the Cardinals won a Conference USA and Big East championship and twice finished in the Associated Press Top 10.

Prior to Louisville, Brohm served as the president and offensive coordinator for the Louisville Fire of the Arena2 Football League. He was responsible for football operations, corporate sales and marketing, staff and player personnel, and called the plays for the offense.

As a player, Brohm was a four-year letterwinner and a three-year starter at Louisville from 1988 to 1992. He was the starting wide receiver during the Cardinals' 1991 appearance in the Fiesta Bowl, catching passes from his brother, Jeff.

A member of the Dean's List, Brohm graduated from Louisville in 1993 with a bachelor's degree in business administration and accounting. He earned a master's degree in teaching from Louisville in 2014.

A three-sport athlete (football, basketball and baseball) at Louisville Trinity High School, Brohm earned first-team all-state honors as a wide receiver in 1987. He was inducted into the Trinity High School Hall of Fame in 2006 and served on the board of directors for the Trinity alumni board from 2000 to 2003.

The former three-sport star was recently named as one of the 2023 inductees into the KHSAA Hall of Fame.



**Domenic Reno**  
Head Strength and Conditioning Coach

Reno, who spent three seasons as the director of football strength and conditioning at Purdue, will lead the UofL Football Strength and Conditioning program.

Besides the three seasons leading the Purdue strength and conditioning efforts, Reno spent three other seasons serving as the senior associate director of football strength and conditioning upon his hiring on Jan. 3, 2017. He has been a member of Brohm's staff since 2014.

Reno was named the 2017 National Strength and Conditioning Association (NSCA) Assistant Strength and Conditioning Coach of the Year. The award considers all assistant coaches working across the country in collegiate athletics.

Reno has helped seven NFL Draft picks prepare for the next level: Brycen Hopkins (2020 - Los Angeles Rams), Markus Bailey (2020 - Cincinnati Bengals), Rondale Moore (2021 - Arizona Cardinals), Derrick Barnes (2021 - Detroit Lions), George Karlaftis (2022 - Kansas City Chiefs), David Bell (2022 - Cleveland Browns) and Zander Horvath (2022 - Los Angeles Chargers).

Karlaftis and Hopkins were Super Bowl Champions in 2023 and 2022, respectively. Ja'Whaun Bentley also won a Super Bowl with the New England Patriots.

Reno joined the Boilermakers after three seasons (2014-16) at Western Kentucky as the associate director for football strength and conditioning and the head strength and conditioning coach for track and field. He was instrumental in guiding the Hilltoppers football program to a pair of Conference USA championships (2015 and 2016). Western Kentucky also won the 2014 Bahamas Bowl, 2015 Miami Beach Bowl and 2016 Boca Raton Bowl. The Hilltoppers went 31-10 with Reno on staff. Tight end Tyler Higbee went on to be drafted by the Los Angeles Rams and won a title in 2022.

Western Kentucky won the 2016 men's indoor and outdoor Conference USA championships, 2015 men's indoor conference title and 2015 women's outdoor conference title. The Hilltoppers boasted eight All-Americans at the 2016 NCAA Outdoor Championships, including Emmanuel Dasor, who qualified for the 2016 Olympics in the 200-meter dash, four All-Americans at the 2016 NCAA Indoor Championships, eight at the 2015 NCAA Outdoor Championships and four at the 2015 NCAA Indoor Championships.

Prior to Western Kentucky, Reno spent three seasons (2011-13) with the New York Giants in the National Football League as assistant strength and conditioning coach. The Giants won Super Bowl XLVI in Indianapolis. He worked and trained eight Pro Bowlers while with the Giants, including Victor Cruz, Zack Deossie, Eli Manning, Jason Pierre-Paul, Antrel Rolle, Chris Snee, Justin Tuck and Osi Umenyiora.

Reno worked for six years (2004-10) at Wagner College, where he established the first-ever strength and conditioning program, developing year-round individualized programs for all 22 varsity teams. During his time at Wagner, he also worked for a trio of Minor League Baseball teams. Serving as the head strength and conditioning coach, he spent time with affiliates of the Toronto Blue Jays, San Diego Padres and New York Yankees.

Reno got his start on the collegiate level as a strength and conditioning coach at Boston College (2003-04).

Reno graduated from Worcester State in 2002 with a bachelor's degree in health education and earned his MBA from Wagner in 2015. He is CSCS, RSCC\*D, ISSA, FMS, USAW, PES, USATF and NASE certified.

Reno and his wife, Samantha, have two daughters, Valentina and Milana.

MEDIA

PREVIEW

TEAM

COACHES

REVIEW

HONORS

PROS

RECORDS

UOFL





## Support Staff

MEDIA

PREVIEW

TEAM

COACHES

REVIEW

HONORS

PROS

RECORDS

UOFL



### Chip Long

Quality Control Specialist

Chip Long comes to Louisville as a quality control coach as a 17-year Division I coaching veteran, including 14 years at the major conference level.

Most recently, Long served as the offensive coordinator at Georgia Tech during the 2022 season after spending the 2021 season in the same role at Tulane.

Long notably served as the offensive coordinator at Notre Dame from 2017-20, helping guide the team to a College Football Playoff berth in 2019. He was also a Broyles Award finalist for the nation's top assistant coach after taking the offense to new heights during his time in South Bend.

The Fighting Irish saw two top-25 finishes in scoring offense nationally under Long's tutelage, while also ranking seventh nationally in rushing and setting school records in rushing yards and yards per carry during the 2017 season.

Prior to working at Notre Dame, Long was the offensive coordinator at Memphis during the 2016 season which saw the Tigers finish as one of six FBS teams to rank in the top 20 nationally in passing offense, scoring offense, completion percentage, passing efficiency, and first downs gained.

He began his coaching career with stops at Arizona State and Illinois over a six-year span after serving in graduate assistant roles at Arkansas and Louisville from 2006-09.

Long earned a bachelor's degree in history from the University of North Alabama in 2010 after playing wide receiver and tight end for the Lions from 2002-05.



### Adam Mueller

Quality Control Specialist

Adam Mueller has been tabbed as a quality control coach at Louisville for the 2023 season after serving as a defensive graduate assistant at Purdue University under head coach Jeff Brohm for two seasons.

Before his stop in West Lafayette, Mueller was the defensive coordinator and linebackers coach at Lake Erie College in Painesville, Ohio from 2019-21. During his first season at the helm of the defense, the Storm saw notable improvements in all major categories while finishing first in the GMAC in pass yards allowed per game and 11th nationally in red zone defense.

Mueller also served as the defensive line coach and director of football operations at Morehead State for the 2018 season after working as the assistant defensive line coach at Morehead during the 2015 season.

Between stints with the Eagles, Mueller was a defensive graduate assistant at Boston College from 2016-18, helping guide their defense to a stellar 2016 season in which they finished ninth nationally in total defense and second in total sacks.

Mueller earned a master of science in education from Purdue in the spring of 2023 after also earning a master of science in leadership and administration from Boston College in 2019. He earned his bachelor's degree in history and communications at the University of Connecticut in 2014, where he was also a three-year letter-winner on the Huskies' football team.

### Brian Reader

Quality Control Specialist

Brian Reader has been named as a quality control coach after an illustrious playing and coaching career at the University of Idaho.

Prior to coming to Louisville, Reader most recently served as the running backs coach and recruiting coordinator for the 2022 season at the University of Northern Colorado.

Before moving to Greeley, he served in a variety of roles at Idaho from 2016-21 after working his way up from a graduate assistant position to the offensive coordinator job in his final season with the Vandals.

Reader also played quarterback in the Arena Football league from 2013-15 after playing the position at Idaho for three seasons. He also played at Arkansas and Monterey Peninsula College.

He holds two degrees from his time at Idaho, earning a master of sci-

ence in adult organizational learning and leadership in 2017 and a bachelor's degree in general studies in 2010.

### Brandon Sharp

Quality Control Specialist



Brandon Sharp returns to Louisville as a quality control coach after playing defensive back for the Cardinals' football program from 2003-07.

Sharp most recently worked at Purdue University under head coach Jeff Brohm during the 2022 season as a senior quality control analyst.

Prior to his stint with the Boilermakers, he coached at Florida A&M University from 2018-2022, working primarily with safeties while serving as the team's passing game coordinator, positions he also held at Prairie View A&M University from 2015-17.

Sharp began his collegiate coaching career with stops at Henderson State University and UAB after working as a defensive graduate assistant at Arkansas from 2009-12. He also played on the Chicago Bears' practice squad during the 2007 season after going through the preseason with the Tennessee Titans.

A safety for the Cards, Sharp was a four-year letterwinner (2003-06), guiding his team to an Orange Bowl win to cap off the 2006 season.

Sharp earned a bachelor's degree in sport administration from UoFL in 2007.



### Mark Sander

Quality Control Specialist

Mark Sander was hired as a quality control specialist in 2023.

A long-time high school head coach in Louisville, Sander spent 20 years serving as a head coach at Bullitt East, Iroquois and DeSales High. Sander guided DeSales to a state runner-up finish in 2009 and two appearances in the state semifinals in 2005 and 2007. For his team's accomplishments, Sander was named the Republic Bank All-Jefferson County Coach of the Year in 2005.

As a player, Sander played four seasons (1987-90) as a defensive back at Louisville under Howard Schnellenberger, where he still stands as the school's all-time leader in tackles. He was selected team MVP his sophomore and senior season and named the team's most outstanding defensive back as a junior. A first-team All-South Independent his final three seasons, Sander also was an AP All-America honorable mention as a sophomore and junior. A captain of Fiesta Bowl champion team, Sander led Louisville with 116 tackles in 1990.

Professionally, Sander was member of the Miami Dolphins from 1991 to 1993 and was on the team that won the AFC East in 1992.



### Dale Williams

Quality Control Specialist

Dale Williams comes to the Ville as a senior quality control coach while boasting 25 years of coaching experience after serving as the offensive line coach at Purdue University under UoFL head coach Jeff Brohm from 2017-22.

During his time in West Lafayette, Williams helped the Boilermakers to two bowl victories and the 2022 Big Ten West championship.

He also coached the offensive line under Brohm at Western Kentucky during the 2016 season that saw the Hilltoppers win both the Conference USA championship and the Boca Raton Bowl while boasting the top scoring offense in the nation at 45.5 points per game.

Williams has also coached at the high school level, spending two years at Lake Worth High School from 2012-14 after beginning his collegiate coaching career with stops at Florida Atlantic, Findlay, Gardner Webb, and North Greenville College from 1996-2011.

Williams was also a graduate assistant at West Virginia University, where he earned a master of science in athletic coaching in 1996 and a bachelor's degree in liberal arts in 1994.



# Support Staff



**Emily Artner**  
Head  
Nutritionist



**Deion Branch**  
Director of Player  
Development




**Ryan Collins**  
Assistant  
Athletic Trainer



**Ed Connell**  
Equipment  
Manager



**Caroline Crafton**  
Academic  
Services



**Kieren Douglas**  
Graduate  
Assistant



**Noah Fisher**  
Graduate  
Assistant



**Chris Hauler**  
Associate Athletic  
Trainer



**John Herron**  
Recruiting  
Coordinator



**Tania Juarez**  
Graduate  
Assistant-Video



**Shawn Love**  
Head Athletic  
Trainer



**Brisson Manor**  
Assistant  
Strength Coach



**Robyn Mattingly**  
Operations  
Coordinator



**Matt McCarthy**  
Assistant  
Athletic Trainer



**Me'Leick Miles**  
Graduate  
Assistant



**Chris Morgan**  
FCA/Player  
Development



**Jontavius Morris**  
Recruiting  
Coordinator



**Trent Mossbrucker**  
Recruiting  
Coordinator



**Denise Murphy**  
Exec. Administrative  
Assistant



**Pete Nocht**  
Director of  
Recruiting



**Vicky Nugent**  
Office  
Manager



**Alec Pezuti**  
Video  
Coordinator



**Geoff Stanford**  
Assistant  
Strength Coach



**Jamie Stone**  
Assistant  
Athletic Trainer



**Shelley Straub**  
Academic  
Services



**Anthony Wales**  
Graduate  
Assistant



**Adam Williams**  
Assistant  
Equipment Mgr.



**Anna Williams**  
Football  
Operations



**Clarence Yancey**  
Assistant  
Strength Coach

MEDIA

PREVIEW

TEAM

COACHES

REVIEW

HONORS

PROS

RECORDS

UOFL



2023 LOUISVILLE FOOTBALL



2022 Season in Review







	<b>Louisville</b>	<b>7</b>
	<b>Syracuse</b>	<b>31</b>

### Game 1 ■ Sept. 3

JMA Wireless Dome ■ Syracuse, NY ■ 37,110

	1st	2nd	3rd	4th	F
Louisville	7	0	0	0	7
Syracuse	10	7	0	14	31

- 9:46 SYR - Szmyt 31-yd field goal
- 5:01 SYR - Tucker 55-yd pass from Shrader (Szmyt)
- 1:10 LOU - Evans, Tiyon 36-yd run (Turner kick)
- 10:25 SYR - Tucker 4-yd run (Szmyt kick)
- 13:02 SYR - Gadsden 8-yd pass from Shrader (Szmyt)
- 8:40 SYR - Shrader, Garrett 6-yd run (Szmyt)

	UL	SU
FIRST DOWNS	15	23
NET YARDS RUSHING	31-137	40-208
NET YARDS PASSING	197	241
Comp.-Attempts-Int	17-23-2	19-26-0
TOTAL OFFENSE YARDS	334	449
Total Offense Plays	54	66
Fumbles: Number-Lost	2-1	0-0
Penalties: Number-Yards	7-50	18-107
PR: Number-Yards-TD	1-1-0	2-21-0
KR: Number-Yds-TD	5-111-0	0-0-0
INT: Number-Yds-TD	0-0-0	2-30-0
Fumble: Number-Yds-TD	0-0-0	0-0-0
Possession Time	27:29	32:31
Third-Down Conversions	5 of 11	6 of 11
Fourth-Down Conversions	0 of 2	0 of 0
Red-Zone Scores-Chances	0-1	4-4
Sacks By: Number-Yards	2-9	3-13

#### Individual Statistics

**Rushing:** UL: Evans 13-89-1; Cunningham 13-34-0; Jordan 4-11-0; Mitchell 1-3-0; SU: Tucker 21-100-1; Shrader 16-94-1; Allen 3-14-0;  
**Passing:** UL: Cunningham 16-22-2-152-0; Smith, B. 1-1-0-45-0; SU: Shrader 18-25-0-237-2; Rio Wilson 1-1-0-5-0;  
**Receiving:** UL: Hudson 8-102-0; Huggins-Bruce 3-62-0; Ford 2-12-0; Evans 1-(-3)-0; Jordan 1-11-0; Martin 1-10-0; Wiggins 1-3-0; SU: Tucker 6-84-1; Cooper 4-60-0; Gadsden 3-36-1; Jackson 2-35-0



**TYLER HUDSON**

	<b>Louisville</b>	<b>20</b>
	<b>UCF</b>	<b>14</b>

### Game 2 ■ Sept. 9

FBC Mortgage Stadium ■ Orlando, Fla. ■ 44,412

	1st	2nd	3rd	4th	F
Louisville	7	0	10	3	20
UCF	7	7	0	0	14

- 10:03 LOU - Evans, Tiyon 7-yd run (Turner)
- 6:33 UCF - Bowser 2-yd run (Obarski)
- 11:31 UCF - Bowser 3-yd run (Obarski)
- 6:07 LOU - Turner 35-yd field goal
- 2:46 LOU - Cunningham 43-yd run (Turner)
- 9:45 LOU - Turner 35-yd field goal

	UL	UCF
FIRST DOWNS	19	18
NET YARDS RUSHING	45-226	38-208
NET YARDS PASSING	201	131
Comp.-Attempts-Int	14-29-0	16-34-1
TOTAL OFFENSE YARDS	427	339
Total Offense Plays	74	72
Fumbles: Number-Lost	1-1	0-0
Penalties: Number-Yards	12-98	11-111
PR: Number-Yards-TD	3-17-0	3-27-0
KR: Number-Yds-TD	1-15-0	2-24-0
INT: Number-Yds-TD	1-0-0	0-0-0
Fumble: Number-Yds-TD	0-0-0	1-9-0
Possession Time	32:14	27:46
Third-Down Conversions	4 of 14	4 of 16
Fourth-Down Conversions	1 of 3	0 of 2
Red-Zone Scores-Chances	3-4	2-4
Sacks By: Number-Yards	4-14	3-6

#### Individual Statistics

**Rushing:** UL: Cunningham 17-121-1; Evans 19-75-1; Mitchell 3-26-0; Jordan 3-10-0; UCF: Plumlee 17-83-0; Bowser 15-51-2;  
**Passing:** UL: Cunningham 14-29-0-201-0; UCF: Plumlee 16-34-1-131-0;  
**Receiving:** UL: Hudson 3-67-0; Ford 3-38-0; Smith 3-21-0; Huggins-Bruce 2-42-0; Wiggins 1-23-0; Melton 1-8-0; Evans 1-2-0; UCF: Baker 5-84-0; O'Keefe 4-8-0; Townsend 3-7-0; Richardson 2-25-0; Gamble 1-7-0; Holler 1-0-0



**MALIK CUNNINGHAM**

	<b>Florida State</b>	<b>35</b>
	<b>Louisville</b>	<b>31</b>

### Game 3 ■ Sept. 16

Cardinal Stadium ■ Louisville, Ky. ■ 46,459

	1st	2nd	3rd	4th	F
Florida State	14	0	7	14	35
Louisville	14	7	0	10	31

- 11:01 FSU - Daniels 2-yd pass from Travis (Fitzgerald)
- 8:28 LOU - Cunningham 8-yd run (Turner)
- 1:23 LOU - Cooley 17-yd pass from Cunningham (Turner)
- 0:15 FSU - McClain 21-yd pass from Travis (Fitzgerald)
- 5:30 LOU - Cooley 1-yd run (Turner)
- 8:58 FSU - Toaffili 15-yd run (Fitzgerald)
- 14:25 LOU - Cunningham 18-yd run (Turner)
- 13:24 FSU - Wilson 10-yd pass from Rodemaker (Fitzgerald)
- 11:45 LOU - Turner 36-yd field goal
- 7:54 FSU - Wilson 2-yd pass from Rodemaker (Fitzgerald)

	UL	FSU
FIRST DOWNS	25	21
NET YARDS RUSHING	44-252	37-189
NET YARDS PASSING	243	266
Comp.-Attempts-Int	21-34-1	19-27-1
TOTAL OFFENSE YARDS	495	455
Total Offense Plays	78	64
Fumbles: Number-Lost	2-2	0-0
Penalties: Number-Yards	11-81	6-39
PR: Number-Yards-TD	3-14-0	2-9-0
KR: Number-Yds-TD	2-33-0	1-21-0
INT: Number-Yds-TD	2-20-0	1-0-0
Fumble: Number-Yds-TD	0-0-0	1-15-0
Possession Time	29:12	30:48
Third-Down Conversions	5-14	6-14
Fourth-Down Conversions	1 of 2	0 of 0
Red-Zone Scores-Chances	5-6	4-7
Sacks By: Number-Yards	4-28	2-16

#### Individual Statistics

**Rushing:** UL: Cunningham 17-127-2; Jordan 17-91-0; Cooley 10-34-1; FSU: Ward 10-126-0; Benson 10-70-0; Toaffili 6-20-1;  
**Passing:** UL: Cunningham 21-34-1-243-1; FSU: Travis 13-17-1-157-2; Rodemaker 6-10-1-109-2;  
**Receiving:** UL: Smith 5-50-0; Hudson 4-40-0; Cooley 4-36-1; Huggins-Bruce 3-61-0; Ford 3-15-0; Wiggins 2-41-0; FSU: Wilson 7-149-2; McDonald 2-45-0; Wilson 2-38-0; McClain 2-24-1



**BRADEN SMITH**

MEDIA

PREVIEW

TEAM

COACHES

REVIEW

HONORS

PROS

RECORDS

UOFL





# 2022 Game Reviews

MEDIA

PREVIEW

TEAM

COACHES

REVIEW

HONORS

PROS

RECORDS

UOFL

	<b>USF</b>	<b>3</b>
	<b>Louisville</b>	<b>41</b>

### Game 4 ■ Sept. 24

Cardinal Stadium ■ Louisville, Ky. ■ 41,217

	1st	2nd	3rd	4th	F
USF	0	0	0	3	3
Louisville	14	14	3	10	41

- 7:05 LOU - Cunningham 40-yd run (Turner kick)
- 3:39 LOU - Carter 26-yd pass from Cunningham (Turner)
- 10:53 LOU - Cunningham 35-yd run (Turner)
- 6:12 LOU - Cunningham 8-yd run (Turner)
- 8:53 LOU - Turner 29-yd field goal
- 14:55 USF - Shrader 37-yd field goal
- 12:22 LOU - Evans, Tiyon 3-yd run (Turner)
- 2:35 LOU - Turner 25-yd field goal

	USF	UL
FIRST DOWNS	11	28
NET YARDS RUSHING	35-48	46-283
NET YARDS PASSING	110	259
Comp.-Attempts-Int	13-28-2	19-30-0
TOTAL OFFENSE YARDS	158	542
Total Offense Plays	63	76
Fumbles: Number-Lost	2-1	2-1
Penalties: Number-Yards	6-25	5-59
PR: Number-Yards-TD	2-11-0	3-0-0
KR: Number-Yds-TD	2-42-0	0-0-0
INT: Number-Yds-TD	0-0-0	2-0-0
Fumble: Number-Yds-TD	1-12-0	0-0-0
Possession Time	29:13	30:47
Third-Down Conversions	5-16	4-13
Fourth-Down Conversions	1-3	3-4
Red-Zone Scores-Chances	1-1	4-5
Sacks By: Number-Yards	1-5	3-33

#### Individual Statistics

**Rushing:** UL: Cunningham 9-113-3; Cooley 11-75-0; Evans 13-51-1; Jordan 8-38-0; Turner 3-3-0; USF: Powell 8-45-0; Battie 9-26-0; Dukes 3-11-0; Hamilton 3-5-0;

**Passing:** UL: Cunningham 14-22-0-186-1; Domann 5-8-0-73-0; USF: Bohanon 9-17-2-62-0; Marsh 4-11-0-48-0;

**Receiving:** UL: Huggins-Bruce 5-56-0; Hudson 3-53-0; Turner 2-40-0; Ford 2-27-0; Carter 1-26-1; Bell 1-26-0; Jordan 1-12-0; Evans 1-8-0; Downing 1-7-0; USF: Terry 4-38-0; Dollison 4-31-0



JAELIN CARTER

	<b>Louisville</b>	<b>33</b>
	<b>Boston College</b>	<b>34</b>

### Game 5 ■ Oct. 1

Alumni Stadium ■ Chestnut Hill, Mass. ■ 38,517

	1st	2nd	3rd	4th	F
Louisville	7	16	10	0	33
Boston College	7	14	7	6	34

- 8:51 LOU - Cunningham 1-yd run (Turner kick)
- 4:34 BC - Griffin 1-yd pass from Jurkovec (Lytton kick)
- 13:22 LOU - Turner 24-yd field goal
- 12:03 BC - Flowers 57-yd pass from Jurkovec (Lytton)
- 5:59 LOU - Cunningham 6-yd run (Turner)
- 3:13 BC - Broome 40-yd run (Lytton)
- 1:00 LOU - Cunningham 1-yd run (Turner)
- 9:03 LOU - Turner 48-yd field goal
- 8:07 BC - Flowers 69-yd pass from Jurkovec (Lytton)
- 4:50 LOU - Huggins-Bruce 12-yd pass from Cunningham (Turner)
- 7:24 BC - Lytton 37-yd field goal
- 1:56 BC - Lytton 26-yd field goal

	UL	BC
FIRST DOWNS	23	17
NET YARDS RUSHING	39-147	36-144
NET YARDS PASSING	205	304
Comp.-Attempts-Int	20-36-1	18-21-1
TOTAL OFFENSE YARDS	352	448
Total Offense Plays	75	57
Fumbles: Number-Lost	0-0	2-2
Penalties: Number-Yards	6-70	13-83
PR: Number-Yards-TD	0-0-0	1-0-0
KR: Number-Yds-TD	2-57-0	2-49-0
INT: Number-Yds-TD	1-6-0	1-0-0
Fumble: Number-Yds-TD	1-1-0	0-0-0
Possession Time	34:37	25:23
Third-Down Conversions	7-16	2-9
Fourth-Down Conversions	0-3	0-1
Red-Zone Scores-Chances	5-5	3-4
Sacks By: Number-Yards	3-48	2-9

#### Individual Statistics

**Rushing:** UL: Cunningham 15-62-3; Evans 8-48-0; Jordan 10-23-0; Cooley 6-14-0; BC: Broome 9-83-1; Garwo 12-66-0; Flowers 2-22-0; **Passing:** UL: Cunningham 19-28-0-186-1; Domann 1-8-1-19-0; BC: Jurkovec 18-21-1-304-3; **Receiving:** UL: Hudson 4-50-0; Huggins-Bruce 4-44-1; Ford 4-37-0; Jordan 2-13-0; Smith 2-11-0; Bell 1-18-0; BC: Flowers 5-151-2; Gill 4-97-0; Griffin 2-7-1



JAMES TURNER

	<b>Louisville</b>	<b>34</b>
	<b>Virginia</b>	<b>17</b>

### Game 6 ■ Oct. 8

Scott Stadium ■ Charlottesville, Va. ■ 38,009

	1st	2nd	3rd	4th	F
Louisville	0	13	14	7	34
Virginia	10	0	7	0	17

- 9:45 UVA - Bettridge 47-yd field goal
- 6:42 UVA - Wicks 40-yd pass from Armstrong (Bettridge)
- 10:19 LOU - Turner 23-yd field goal
- 7:51 LOU - Domann 44-yd run (Turner)
- 0:00 LOU - Turner 20-yd field goal
- 10:35 LOU - Ford 32-yd pass from Domann (Turner)
- 6:58 UVA - Armstrong 11-yd run (Bettridge)
- 0:54 LOU - Cooley 1-yd run (Turner)
- 11:03 LOU - Jordan 1-yd run (Turner)

	UL	UVA
FIRST DOWNS	24	18
NET YARDS RUSHING	46-198	25-6
NET YARDS PASSING	275	313
Comp.-Attempts-Int	17-30-2	24-34-2
TOTAL OFFENSE YARDS	473	319
Total Offense Plays	76	59
Fumbles: Number-Lost	0-0	1-1
Penalties: Number-Yards	5-55	8-66
PR: Number-Yards-TD	3-4-0	2-16-0
KR: Number-Yds-TD	0-0-0	3-37-0
INT: Number-Yds-TD	2-4-0	2-26-0
Fumble: Number-Yds-TD	0-0-0	0-0-0
Possession Time	34:54	25:06
Third-Down Conversions	8-15	3-12
Fourth-Down Conversions	1-1	1-3
Red-Zone Scores-Chances	4-4	1-2
Sacks By: Number-Yards	7-37	0-0

#### Individual Statistics

**Rushing:** UL: Cooley 18-77-1; Domann 9-71-1; Jordan 11-29-1; Turner 7-23-0; UVA: Brown 4-7-0; Jones 6-6-0

**Passing:** UL: Domann 17-30-2-275-1; UVA: Armstrong 24-34-2-313-1;

**Receiving:** UL: Hudson 7-101-0; Ford 4-93-1; Huggins-Bruce 4-53-0; Martin 1-22-0; UVA: Thompson 9-98-0; Wicks 4-69-1; Davis Jr. 4-52-0



BROCK DOMANN





**Louisville** **24**  
**Pittsburgh** **10**

**Game 7 ■ Oct. 22**

Cardinal Stadium ■ Louisville, Ky ■ 41,840

	1st	2nd	3rd	4th	F
Louisville	0	7	0	17	24
Pittsburgh	7	0	3	0	10

- 3:12 PIT - Abanikanda 12-yd run (Sauls)
- 14:55 LOU - Ford 25-yd pass from Cunningham (Turner)
- 1:47 PIT - Sauls 37-yd field goal
- 9:45 LOU - Lifson 9-yd pass from Cunningham (Szmyt)
- 4:21 LOU - Turner 48-yd field goal
- 3:03 LOU - Clark 59-yd fumble return (Turner)

	UL	PIT
FIRST DOWNS	14	19
NET YARDS RUSHING	30-122	37-168
NET YARDS PASSING	190	158
Comp.-Attempts-Int	13-27-1	16-29-2
TOTAL OFFENSE YARDS	312	326
Total Offense Plays	57	66
Fumbles: Number-Lost	0-0	4-2
Penalties: Number-Yards	6-70	7-57
PR: Number-Yards-TD	1-0-0	3-(-3)-0
KR: Number-Yds-TD	0-0-0	0-0-0
INT: Number-Yds-TD	2-28-0	1-27-0
Fumble: Number-Yds-TD	1-59-1	0-0-0
Possession Time	27:28	32:32
Third-Down Conversions	4 of 13	4 of 11
Fourth-Down Conversions	0 of 2	0 of 2
Red-Zone Scores-Chances	1-1	2-3
Sacks By: Number-Yards	2-6	2-14

**Individual Statistics**

**Rushing:** UL: Cooley 11-75-0; Cunningham 9-46-0; Jordan 5-13-0; Mitchell 1-2-0; **PITT:** Abanikanda 28-129-1; Hammond Jr. 5-38-0; Davis 1-8-0  
**Passing:** UL: Cunningham 10-21-1-122-2; Domann 2-5-0-35-0; Smith, B. 1-1-0-33-0;  
**PITT:** Slovis 16-29-2-158-0  
**Receiving:** UL: Hudson 5-71-0; Ford 2-27-1; Cooley 2-14-0; Cunningham 1-33-0; Bell 1-29-0; Lifson 1-9-1; Smith 1-7-0;  
**PITT:** Abanikanda 3-50-0; Bartholomew 2-24-0; Wayne 2-21-0; Davis 2-16-0; Mumpfield 2-10-0; Thomson 1-19-0



MARSHON FORD

**#10 Wake Forest** **21**  
**Louisville** **48**

**Game 8 ■ Oct. 29**

Cardinal Stadium ■ Louisville, Ky ■ 39,503

	1st	2nd	3rd	4th	F
Louisville	6	7	35	0	48
Wake Forest	0	14	0	7	21

- 11:08 LOU - Turner 29-yd field goal
- 5:43 LOU - Turner 39-yd field goal
- 14:27 LOU - Cunningham 1-yd rush TD (Turner)
- 11:15 WFU - Ellison 3-yd rush TD (Dennis)
- 5:45 WFU - Banks 16-yd pass from Hartman (Dennis)
- 14:13 LOU - Clark 46-yd interception return (Turner)
- 6:04 LOU - Evans 52-yd rush TD (Turner)
- 4:09 LOU - Cunningham 9-yd rush TD (Turner)
- 3:12 LOU - Carter 28-yd pass from Smith (Turner)
- 0:00 LOU - Riley 90-yd interception return (Turner)
- 0:14 WFU - Boll 5-yd pass from Griffis (Dennis)

	UL	WF
FIRST DOWNS	19	29
NET YARDS RUSHING	38-211	46-92
NET YARDS PASSING	199	310
Comp.-Attempts-Int	18-27-0	26-44-4
TOTAL OFFENSE YARDS	410	402
Total Offense Plays	65	90
Fumbles: Number-Lost	1-1	5-4
Penalties: Number-Yards	9-95	3-15
PR: Number-Yards-TD	2-21-0	0-0-0
KR: Number-Yds-TD	1-21-0	5-94-0
INT: Number-Yds-TD	4-194-2	0-0-0
Fumble: Number-Yds-TD	0-0-0	0-0-0
Possession Time	26:24	33:36
Third-Down Conversions	4-12	8-16
Fourth-Down Conversions	0-2	1-4
Red-Zone Scores-Chances	3-5	3-6
Sacks By: Number-Yards	8-54	1-8

**Individual Statistics**

**Rushing:** UL: Evans 11-106-1; Jordan 9-45-0; Cunningham 9-38-2; Mitchell 3-16-0; **WF:** Towns 7-54-0; Turner 9-38-0; Ellison 8-22-1;  
**Passing:** UL: Cunningham 15-23-0-164-0; Domann 2-3-0-7-0; Smith, B. 1-1-0-28-1; **WF:** Hartman 20-35-3-271-1;  
**Receiving:** UL: Hudson 6-77-0; Huggins-Bruce 4-24-0; Carter 2-37-1; Bell 2-7-0; Ford 1-39-0; **WF:** Williams 5-67-0; Whitehart 4-52-0; Greene 3-75-0; Perry 3-28-0



QUINCY RILEY

**James Madison** **10**  
**Louisville** **34**

**Game 9 ■ Nov. 5**

Cardinal Stadium ■ Louisville, Ky ■ 42,157

	1st	2nd	3rd	4th	F
James Madison	3	7	0	0	10
Louisville	7	3	10	14	34

- 8:43 JMU - Wise 34-yd field goal
- 5:49 LOU - Martin 1-yd pass from Cunningham (Turner)
- 1:43 JMU - Agyei-Obese 9-yd run (Wise)
- 0:00 LOU - Turner 28-yd field goal
- 8:59 LOU - Turner 35-yd field goal
- 6:04 LOU - Evans 71-yd rush (Turner)
- 12:22 LOU - Hudson 44-yd pass from Cunningham (Turner)
- 6:29 LOU - Huggins-Bruce 11-yd pass from Cunningham (Turner)

	UL	JMU
FIRST DOWNS	23	9
NET YARDS RUSHING	45-244	36-141
NET YARDS PASSING	223	52
Comp.-Attempts-Int	14-20-0	4-15-0
TOTAL OFFENSE YARDS	467	193
Total Offense Plays	65	51
Fumbles: Number-Lost	1-1	0-0
Penalties: Number-Yards	6-73	7-70
PR: Number-Yards-TD	3-7-0	2-16-0
KR: Number-Yds-TD	0-0-0	1-3-0
INT: Number-Yds-TD	0-0-0	0-0-0
Fumble: Number-Yds-TD	0-0-0	0-0-0
Possession Time	30:22	29:38
Third-Down Conversions	6-13	3-13
Fourth-Down Conversions	1-2	0-1
Red-Zone Scores-Chances	4-4	2-2
Sacks By: Number-Yards	0-0	3-20

**Individual Statistics**

**Rushing:** UL: Evans 10-126-1; Jordan 17-117-0; Mitchell 2-1-0; Cunningham 15-0-0;  
**JMU:** Agyei-Obese 24-102-1; Black 2-21-0;  
**Passing:** UL: Cunningham 14-20-0-223-3;  
**JMU:** Centeio 4-15-0-52-0;  
**Receiving:** UL: Hudson 6-142-1; Huggins-Bruce 2-25-1; Ford 2-21-0; Smith 2-20-0; Bell 1-14-0; Martin 1-1-1;  
**JMU:** Black 2-27-0; Thornton 2-25-0



TIYON EVANS

MEDIA  
PREVIEW  
TEAM  
COACHES  
REVIEW  
HONORS  
PROS  
RECORDS  
UOFL





## 2022 Game Reviews

MEDIA

PREVIEW

TEAM

COACHES

REVIEW

HONORS

PROS

RECORDS

UOFL

	<b>Louisville</b>	<b>16</b>
	<b>#12 Clemson</b>	<b>31</b>

**Game 10 ■ Nov. 12**

Memorial Stadium ■ Clemson, S.C. ■ 80,176

	1st	2nd	3rd	4th	F
Louisville	0	7	3	6	16
Clemson	10	7	7	7	31

10:17 CU - Uiagalelei 11-yd run (Potter)  
 2:25 CU - Potter 19-yd field goal  
 14:17 LOU - Evans 16-yd run (Turner)  
 0:32 CU - Williams 4-yd pass from Uiagalelei (Potter)  
 10:32 CU - Shipley 25-yd run (Potter)  
 5:57 LOU - Turner 22-yd field goal  
 2:13 CU - Mafah 39-yd run (Potter)  
 0:00 LOU - Smith 31-yd pass from Domann

	UL	CU
FIRST DOWNS	15	26
NET YARDS RUSHING	30-150	45-248
NET YARDS PASSING	250	191
Comp.-Attempts-Int	23-37-1	20-28-0
TOTAL OFFENSE YARDS	400	439
Total Offense Plays	67	73
Fumbles: Number-Lost	3-1	4-3
Penalties: Number-Yards	6-65	4-25
PR: Number-Yards-TD	3-35-0	2-23-0
KR: Number-Yds-TD	1-18-0	0-0-0
INT: Number-Yds-TD	0-0-0	1-1-0
Fumble: Number-Yds-TD	1-13-0	0-0-0
Possession Time	28:09	31:51
Third-Down Conversions	3-14	4-13
Fourth-Down Conversions	2-4	0-0
Red-Zone Scores-Chances	3-3	3-3
Sacks By: Number-Yards	2-16	4-33

**Individual Statistics**

**Rushing:** UL: Evans 7-28-1; Jordan 11-73-0; Turner 2-36-0; Cunningham 5-20-0; CU: Mafah 10-106-1; Shipley 19-97-1; Uiagalelei 15-32-1;

**Passing:** UL: Domann 13-23-1-175-1;

Cunningham 10-13-0-75-0; CU: Uiagalelei 19-27-0-185-1;

**Receiving:** UL: Hudson 11-163-0; Smith 3-46-1;

Ford 2-20-0; Jordan 2-10-0; Huggins-Bruce 1-8-0;

CU: Williams 10-83-1; Briningstool 2-32-0; Ngata 2-30-0;

Allen 1-14-0; Spector 1-11-0



TYLER HUDSON

	<b>NC State</b>	<b>10</b>
	<b>Louisville</b>	<b>25</b>

**Game 11 ■ Nov. 19**

Cardinal Stadium ■ Louisville, Ky. ■ 38,974

	1st	2nd	3rd	4th	F
NC State	0	3	7	0	10
Louisville	0	13	0	12	25

9:33 LOU - Turner 26-yd field goal  
 4:46 NCS - Dunn 30-yd field goal  
 4:31 LOU - Jordan 98-yd kickoff return (Turner kick)  
 0:00 LOU - Turner 22-yd field goal  
 7:46 NCS - Allen 34-yd pass from Finley (Dunn kick)  
 13:57 LOU - Turner 30-yd field goal  
 10:05 LOU - Jordan 2-yd run  
 5:07 LOU - Turner 38-yd field goal

	UL	NCS
FIRST DOWNS	16	20
NET YARDS RUSHING	39-192	31-77
NET YARDS PASSING	153	214
Comp.-Attempts-Int	12-25-0	18-42-1
TOTAL OFFENSE YARDS	345	291
Total Offense Plays	64	73
Fumbles: Number-Lost	0-0	1-0
Penalties: Number-Yards	7-60	6-45
PR: Number-Yards-TD	2-4-0	1-(-2)-0
KR: Number-Yds-TD	2-98-1	4-89-0
INT: Number-Yds-TD	1-0-0	0-0-0
Fumble: Number-Yds-TD	0-0-0	0-0-0
Possession Time	29:26	30:34
Third-Down Conversions	6-16	7-17
Fourth-Down Conversions	0-1	0-3
Red-Zone Scores-Chances	5-5	1-1
Sacks By: Number-Yards	5-23	1-2

**Individual Statistics**

**Rushing:** UL: Jordan 16-105-1; Turner 15-59-0; Domann 6-26-0; Evans 2-2-0; NCS: Houston 8-41-0; Allen 9-31-0; Gray 1-7-0;

**Passing:** UL: Domann 12-25-0-153-0;

NCS: Finley 16-35-1-201-1;

**Receiving:** UL: Hudson 6-85-0; Ford 3-63-0; Jordan 1-13-0;

Huggins-Bruce 1-(-10)-0; NCS: Jones 4-60-0; Rooks 4-30-0;

Houston 3-7-0; Allen 2-41-1



JAWHAR JORDAN

	<b>Louisville</b>	<b>13</b>
	<b>Kentucky</b>	<b>26</b>

**Game 12 ■ Nov. 26**

Kroger Field ■ Lexington, Ky. ■ 58,727

	1st	2nd	3rd	4th	F
Louisville	0	7	0	6	13
Kentucky	7	6	10	3	26

7:46 UK - Key 8-yd pass from Levis, Will (Ruffolo kick)  
 12:48 UK - Ruffolo 43-yd field goal  
 10:28 UK - Ruffolo 29-yd field goal  
 0:37 LOU - Cunningham 6-yd run (Turner kick)  
 8:43 UK - Ruffolo 35-yd field goal  
 6:35 UK - Brown, 3-yd pass from Levis (Ruffolo kick)  
 12:06 UK - Ruffolo 40-yd field goal  
 7:03 LOU - Hudson 27-yd pass from Domann

	UL	UK
FIRST DOWNS	19	17
NET YARDS RUSHING	37-164	42-158
NET YARDS PASSING	145	188
Comp.-Attempts-Int	17-27-2	11-19-0
TOTAL OFFENSE YARDS	309	346
Total Offense Plays	64	61
Fumbles: Number-Lost	2-1	0-0
Penalties: Number-Yards	5-57	9-56
PR: Number-Yards-TD	1-30-0	3-9-0
KR: Number-Yds-TD	0-0	2-12
INT: Number-Yds-TD	0-0-0	2-53-0
Fumble: Number-Yds-TD	0-0	1-14-0
Possession Time	27:15	32:45
Third-Down Conversions	4-12	3-11
Fourth-Down Conversions	2-3	0-0
Red-Zone Scores-Chances	1-2	5-5
Sacks By: Number-Yards	2-14	4-40

**Individual Statistics**

**Rushing:** UL: Jordan 22-145-0; Turner 7-33-0;

Cunningham 5-4-1; UK: Rodriguez 24-120-0;

McClain 10-50-0;

**Passing:** UL: Domann 14-21-1-129-1;

Cunningham 3-6-1-16-0; UK: Levis 11-19-0-188-2;

**Receiving:** UL: Hudson 6-83-1; Ford 3-29-0; Turner 5-20-0;

Smith 2-15-0; Huggins-Bruce 1-(-2)-0; UK: Kattus 2-76-0;

Brown 4-44-1; Key 3-37-1; Dingle 1-18-0; Lewis 1-13-0



MAURICE TURNER



Cincinnati **7**Louisville **24****Game 12 ■ Dec. 17**

Fenway Park ■ Boston, Mass. ■ 15,000

	1st	2nd	3rd	4th	F
Cincinnati	0	7	0	0	7
Louisville	7	14	3	0	24

0:21 LOU - Jordan 49-yd run (Turner)  
 10:58 UC - Fischer 20-yd pass from Prater (Lowery)  
 5:52 LOU - Ford 8-yd pass from Domann (Turner)  
 0:42 LOU - Jordan 41-yd run (Turner)  
 3:49 LOU - Turner 48-yd FG

	UC	UL
FIRST DOWNS	11	24
NET YARDS RUSHING	38-55	49-287
NET YARDS PASSING	83	132
Comp.-Attempts-Int	7-15-0	13-23-2
TOTAL OFFENSE YARDS	138	419
Total Offense Plays	53	72
Fumbles: Number-Lost	3-2	2-2
Penalties: Number-Yards	5-55	4-20
PR: Number-Yards-TD	0-0-0	3-10-0
KR: Number-Yds-TD	5-119-0	1-18-0
INT: Number-Yds-TD	2-39-0	0-0-0
Fumble: Number-Yds-TD	0-0-0	0-0-0
Possession Time	27:31	32:29
Third-Down Conversions	2-12	7-14
Fourth-Down Conversions	1-2	1-1
Red-Zone Scores-Chances	1-1	1-2
Sacks By: Number-Yards	1-8	7-64

**Individual Statistics****Rushing:** UL: Turner 31-160-0; Jordan 9-115-2;

Goodman 2-5-0; Domann 5-0-0;

**UC:** Wright 8-43-0; McClelland 6-15-0; Kiner 6-14-0;**Passing:** UL: Domann 10-18-1-92-1; Smith 3-5-1-75-0;**UC:** Prater 7-15-0-83-1;**Receiving:** UL: Carter 4-50-0; Smith 3-45-0; Jordan 2-11-0;Ford 2-13-1; **UC:** Smith 2-32-0; Fisher 2-31-1

JAWHAR JORDAN

**Honor Roll****Yasir Abdullah**

First Team All-ACC

Chuck Bednarik Award Watch List

ACC Linebacker of the Week (10/24)

**Renato Brown**

Honorable Mention All-ACC

**Caleb Chandler**

Second Team All-ACC

Second Team Sporting News Preseason AA

Athlon's Sports Second Team Preseason AA

Preseason All-Atlantic Coast Conference

Lombardi Award Watch List

Outland Trophy Watch List

Associated Press Preseason All-American

**Kei'Trel Clark**

Third Team All-ACC

Preseason All-Atlantic Coast Conference

Jim Thorpe Award Watch List

**Malik Cunningham**

Walter Camp Award Watch List

Davey O'Brien Award Watch List

Maxwell Award Watch List

Manning Award Watch List

**Yaya Diaby**

Third Team All-ACC

**Marshon Ford**

Honorable Mention All-ACC

John Mackey Award Watch List

**Ashton Gillotte**

Honorable Mention All-ACC

**Bryan Hudson**

Second Team All-ACC

**Tyler Hudson**

Second Team All-ACC

**Quincy Riley**

ACC Defensive Back of the Week (10/31)

**Momo Sanogo**

Honorable Mention All-ACC

**James Turner**

Honorable Mention All-ACC

**Mark Vassett**

Honorable Mention All-ACC



YASIR ABDULLAH



CALEB CHANDLER



MALIK CUNNINGHAM

MEDIA

PREVIEW

TEAM

COACHES

REVIEW

HONORS

PROS

RECORDS

UOFL





## 2022 Team Statistics

	Tot	Home	Away	Neutral
ALL GAMES	8-5	5-1	2-4	1-0
CONFERENCE	4-4	3-1	1-3	0-0
NON-CONFERENCE	4-1	2-0	1-1	1-0

Date	Opponent (Rank)	Score	Att.	ACC	Overall
Sept. 3	at Syracuse*	L, 7-31	37,110	0-1	0-1
Sept. 9	at UCF	W, 20-14	44,412	0-1	1-1
Sept. 16	Florida State*	L, 31-35	46,459	0-2	1-2
Sept. 24	South Florida	W, 41-3	41,217	0-2	2-2
Oct. 1	at Boston College*	L, 33-34	38,517	0-3	2-3
Oct. 8	at Virginia*	W, 34-17	38,009	1-3	3-3
Oct. 22	Pittsburgh*	W, 24-10	41,840	2-3	4-3
Oct. 29	Wake Forest*	W, 48-21	39,503	3-3	5-3
Nov. 5	James Madison	W, 34-10	42,157	3-3	6-3
Nov. 12	at Clemson*	L, 16-31	80,176	3-4	6-4
Nov. 19	NC State*	W, 25-10	38,974	4-4	7-4
Nov. 26	at Kentucky	L, 13-26	58,727	4-4	7-5
Dec. 17	vs. Cincinnati^	W, 24-7	15,000	4-4	8-5

\* ACC Game ^ Fenway Bowl • Boston, Mass.

## Team Statistics

	Louisville	Opp
<b>SCORING</b>	350	249
Points Per Game	26.9	19.2
Points Off Turnovers	38	31
<b>FIRST DOWNS</b>	264	239
Rushing	116	111
Passing	125	105
Penalty	23	23
<b>RUSHING YARDAGE</b>	2613	1742
Yards Gained Rushing	2887	2247
Yards Lost Rushing	274	505
Rushing Attempts	519	486
Avg. per Rush	5.0	3.6
Avg. per Game	201.0	134.0
TDs Rushing	25	13
<b>PASSING YARDAGE</b>	2672	2561
Comp-Att-Int	218-368-12	211-362-15
Avg. per Pass	7.3	7.1
Avg. per Catch	12.3	12.1
Avg. per Game	205.5	197.0
TDs Passing	13	17
<b>TOTAL OFFENSE</b>	5285	4303
Total Plays	887	848
Avg. per Play	6.0	5.1
Avg. per Game	406.5	331.0
<b>KICK RETURNS: #-YARDS</b>	15-371	27-490
<b>PUNT RETURNS: #-YARDS</b>	28-141	23-127
<b>INT RETURNS: #-YARDS</b>	15-252	12-176
<b>KICK RETURN AVERAGE</b>	24.7	18.1
<b>PUNT RETURN AVERAGE</b>	5.0	5.5
<b>INT RETURN AVERAGE</b>	16.8	14.7
<b>FUMBLES-LOST</b>	16-11	22-15
<b>PENALTIES-YARDS</b>	89-853	103-754
Avg. per Game	65.6	58.0
<b>PUNTS-YARDS</b>	53-2335	65-2714
Avg. per Punt	44.1	41.8
Net Punt Avg.	40.2	39.3
<b>TIME OF POSSESSION/GAME</b>	30:04	29:56
<b>3RD-DOWN CONVERSION</b>	67/177	57/171
3rd-Down Pct	38%	33%

<b>4TH-DOWN CONVERSION</b>	12/30	4/21
4th-Down Pct	40%	19%
<b>SACKS BY-YARDS</b>	50-347	27-174
<b>MISC YARDS</b>	0	0
<b>TOUCHDOWNS SCORED</b>	42	30
<b>FIELD GOALS-ATTEMPTS</b>	20-22	13-17
<b>ON-SIDE KICKS</b>	0-0	0-0
<b>RED-ZONE SCORES</b>	(39-47) 83%	(32-43) 74%
<b>PAT-ATTEMPTS</b>	(38-39) 97%	(30-30) 100%
<b>2-POINT CONVERSION-ATTEMPTS</b>	(0-2) 0%	(0-0) 0%
<b>ATTENDANCE</b>	250150	296951
Games/Avg. per Game	6/41692	6/49492

## Score By Quarters

	1	2	3	4	OT	TOT
Louisville	69	108	88	85	0	350
Opponents	75	72	48	54	0	249

## Individual Offensive Statistics

Passing	G	Effic.	C-A-I	Pct.	Yds	TD	LG	Avg/G
Malik Cunningham	10	130.3	136-218-5	62.4	1568	8	55	156.8
Brock Domann	10	111.8	76-141-6	53.9	958	4	54	95.8
Braden Smith	13	217.4	6-9-1	66.7	146	1	45	11.2
<b>Total</b>	<b>13</b>	<b>125.4</b>	<b>218-368-12</b>	<b>59.2</b>	<b>2672</b>	<b>13</b>	<b>55</b>	<b>205.5</b>
<b>Opponents</b>	<b>13</b>	<b>124.9</b>	<b>211-362-15</b>	<b>58.3</b>	<b>2561</b>	<b>17</b>	<b>70</b>	<b>197.0</b>

Rushing	G	Att	Gain	Loss	Net	Avg.	TD	LG	Avg/G
Jawhar Jordan	13	142	843	28	815	5.7	4	49	62.7
Malik Cunningham	10	114	700	135	566	5.0	12	43	56.5
Tiyon Evans	8	83	536	11	525	6.3	6	71	65.6
Maurice Turner	8	65	322	8	314	4.8	0	48	39.3
Trevion Cooley	7	59	284	6	278	4.7	2	26	39.7
Brock Domann	10	32	135	71	64	2.0	1	44	6.4
Jalen Mitchell	5	10	50	2	48	4.8	0	24	9.6
Braden Smith	13	0	6	0	6	0.0	0	6	0.5
Grant Goodman	2	3	5	0	5	1.7	0	4	2.5
A. Huggins-Bruce	12	3	6	2	4	1.3	0	5	0.3
<b>Total</b>	<b>13</b>	<b>519</b>	<b>2887</b>	<b>274</b>	<b>2613</b>	<b>5.0</b>	<b>25</b>	<b>71</b>	<b>201.0</b>
<b>Opponents</b>	<b>13</b>	<b>486</b>	<b>2247</b>	<b>505</b>	<b>1742</b>	<b>3.6</b>	<b>13</b>	<b>46</b>	<b>134.0</b>



# 2022 Team Statistics



Receiving	G	No.	Yds	Avg.	TD	LG	Avg/G
Tyler Hudson	12	69	1034	15.0	2	54	86.2
Marshon Ford	13	33	434	13.2	3	39	33.4
A. Huggins-Bruce	12	31	365	11.8	2	55	30.4
Braden Smith	13	21	215	10.2	1	31	16.5
Maurice Turner	8	12	72	6.0	0	24	9.0
Jawhar Jordan	13	10	85	8.5	0	15	6.5
Trevion Cooley	7	9	66	7.3	1	17	9.4
Chris Bell	9	7	105	15.0	0	29	11.7
Jaelin Carter	10	7	113	16.1	2	28	11.3
Tiyon Evans	8	6	13	2.2	0	8	1.6
Dee Wiggins	3	4	67	16.8	0	23	22.3
Isaac Martin	13	2	11	5.5	1	10	0.8
Malik Cunningham	10	1	33	33.0	0	33	3.3
Elijah Downing	5	1	7	7.0	0	7	1.4
Josh Lifson	13	1	9	9.0	1	9	0.7
Francis Sherman	13	1	13	13.0	0	13	1.0
Duane Martin	13	1	22	22.0	0	22	1.7
Dez Melton	12	1	8	8.0	0	8	0.7
Bradley West	2	1	0	0.0	0	0	0.0
<b>Total</b>	<b>13</b>	<b>218</b>	<b>2672</b>	<b>12.3</b>	<b>13</b>	<b>55</b>	<b>205.5</b>
<b>Opponents</b>	<b>13</b>	<b>211</b>	<b>2561</b>	<b>12.1</b>	<b>17</b>	<b>70</b>	<b>197.0</b>

Total Offense	G	Plays	Rush	Pass	Total	Avg/G
Malik Cunningham	10	332	565	1568	2133	213.3
Brock Domann	10	173	64	958	1022	102.2
Jawhar Jordan	13	142	815	0	815	62.7
Tiyon Evans	8	83	525	0	525	65.6
Maurice Turner	8	65	314	0	314	39.3
Trevion Cooley	7	59	278	0	278	39.7
Braden Smith	13	9	6	146	152	11.7
Jalen Mitchell	5	10	48	0	48	9.6
Grant Goodman	2	3	5	0	5	2.5
A. Huggins-Bruce	12	3	4	0	4	0.3
Team	13	7	-11	0	-11	-0.8
<b>Total</b>	<b>13</b>	<b>887</b>	<b>2613</b>	<b>2672</b>	<b>5285</b>	<b>406.5</b>
<b>Opponents</b>	<b>13</b>	<b>848</b>	<b>1742</b>	<b>2561</b>	<b>4303</b>	<b>331.0</b>

Kickoff Returns	No.	Yds	Avg./Ret.	TD	LG
Jawhar Jordan	14	353	25.2	1	98
Chris Bell	1	18	18.0	0	18
<b>Total</b>	<b>15</b>	<b>371</b>	<b>24.7</b>	<b>1</b>	<b>98</b>
<b>Opponents</b>	<b>27</b>	<b>490</b>	<b>18.1</b>	<b>0</b>	<b>42</b>

Punt Returns	No.	Yds	Avg.	TD	LG
Braden Smith	28	141	5.0	0	30
<b>Total</b>	<b>28</b>	<b>141</b>	<b>5.0</b>	<b>0</b>	<b>30</b>
<b>Opponents</b>	<b>23</b>	<b>127</b>	<b>5.5</b>	<b>0</b>	<b>17</b>

Scoring	TD	FGs	Kick	Rush	Rcv	Pass	Saf	Pts
James Turner	-	20-22	38-39	-	-	-	-	98
Malik Cunningham	12	-	-	-	-	-	-	72
Tiyon Evans	6	-	-	-	-	-	-	36
Jawhar Jordan	5	-	-	-	-	-	-	30
Marshon Ford	3	-	-	-	-	-	-	18
Trevion Cooley	3	-	-	-	-	-	-	18
Kei'Trel Clark	2	-	-	-	-	-	-	12
Jaelin Carter	2	-	-	-	-	-	-	12
Huggins-Bruce	2	-	-	-	-	-	-	12
Tyler Hudson	2	-	-	-	-	-	-	12
Isaac Martin	1	-	-	-	-	-	-	6
Braden Smith	1	-	-	-	-	-	-	6
Josh Lifson	1	-	-	-	-	-	-	6
Brock Domann	1	-	-	-	-	-	-	6
Quincy Riley	1	-	-	-	-	-	-	6
<b>Total</b>	<b>42</b>	<b>20-22</b>	<b>38-39</b>	<b>0</b>	<b>0</b>	<b>0</b>	<b>0</b>	<b>350</b>
<b>Opponents</b>	<b>30</b>	<b>13-17</b>	<b>30-30</b>	<b>0</b>	<b>0</b>	<b>0</b>	<b>0</b>	<b>249</b>

Field Goals	FG	Pct.	01-19	20-29	30-39	40-49	50-99	Lg	Bk
James Turner	20-22	90.9	0-0	11-11	6-6	3-5	0-0	48	0
Opponents	13-17	76.5	1-1	2-2	7-10	3-3	0-1	47	0

Field Goal Sequence	Louisville	Opponents
Syracuse		(31)
UCF	41,(35),(35)	32
Florida State	(36)	37,36
South Florida	(29),(25)	(37)
Boston College	(24),(48)	(37),(26)
Virginia	(23),(20)	(47)
Pittsburgh	(48)	(37)
Wake Forest	(29),(39),47	
James Madison	(28),(35)	(34),52
Clemson	(22)	(19)
NC State	(26),(22),(30),(28)	(30)
Kentucky		(43),(29),(35),(40)
Cincinnati	(48)	

Numbers in (parentheses) indicate field goal was made

Punting	No.	Yds	Avg	Long	TB	FC	I20	50+	Blk
Mark Vassett	52	2321	44.6	68	4	10	19	10	0
Team	1	14	14.0	0	0	0	0	0	1
<b>Total</b>	<b>53</b>	<b>2335</b>	<b>44.1</b>	<b>68</b>	<b>4</b>	<b>10</b>	<b>19</b>	<b>10</b>	<b>1</b>
<b>Opponents</b>	<b>65</b>	<b>2714</b>	<b>41.8</b>	<b>65</b>	<b>1</b>	<b>27</b>	<b>14</b>	<b>11</b>	<b>0</b>

Kickoffs	No.	Yds	Avg	TB	OB	Retn	Net	YdLn
Travelstead	70	4303	61.5	40	0	—	—	—
James Turner	1	66	66.0	0	0	—	—	—
<b>Total</b>	<b>71</b>	<b>4369</b>	<b>61.5</b>	<b>40</b>	<b>0</b>	<b>27</b>	<b>39.2</b>	<b>25</b>
<b>Opponents</b>	<b>57</b>	<b>3533</b>	<b>62.0</b>	<b>38</b>	<b>0</b>	<b>16</b>	<b>38</b>	<b>27</b>

All Purpose	G	Rush	Rec	PR	KOR	IR	Tot	Avg/G
Jawhar Jordan	13	815	85	0	353	0	1253	96.4
Tyler Hudson	12	0	1034	0	0	0	1034	86.2
Malik Cunningham	10	565	33	0	0	0	598	59.8
Tiyon Evans	8	525	13	0	0	0	538	67.3
Marshon Ford	13	0	434	0	0	0	434	33.4
Maurice Turner	8	314	72	0	0	0	386	48.3
Huggins-Bruce	12	4	365	0	0	0	369	30.8
Braden Smith	13	6	215	141	0	0	362	27.8
Trevion Cooley	7	278	66	0	0	0	344	49.1
Chris Bell	9	0	105	0	18	0	123	13.7
Jaelin Carter	10	0	113	0	0	0	113	11.3
Quincy Riley	13	0	0	0	0	101	101	7.8
Dee Wiggins	3	0	67	0	0	0	67	22.3
Brock Domann	10	64	0	0	0	0	64	6.4
Jalen Mitchell	5	48	0	0	0	0	48	9.6
Kei'Trel Clark	12	0	0	0	0	46	46	3.8
Josh Minkins	13	0	0	0	0	38	38	2.9
M.J. Griffin	12	0	0	0	0	28	28	2.3
Duane Martin	13	0	22	0	0	0	22	1.7
Yasir Abdullah	13	0	0	0	0	20	20	1.5
Monty Montgomery	13	0	0	0	0	15	15	1.2
Francis Sherman	13	0	13	0	0	0	13	1.0
Isaac Martin	13	0	11	0	0	0	11	0.8
Josh Lifson	13	0	9	0	0	0	9	0.7
Dez Melton	12	0	8	0	0	0	8	0.7
Elijah Downing	5	0	7	0	0	0	7	1.4
Grant Goodman	2	5	0	0	0	0	5	2.5
Jarvis Brownlee	13	0	0	0	0	4	4	0.3
Team	13	-11	0	0	0	0	-11	-0.8
<b>Total</b>	<b>13</b>	<b>2613</b>	<b>2672</b>	<b>141</b>	<b>371</b>	<b>252</b>	<b>6049</b>	<b>465.3</b>
<b>Opponents</b>	<b>13</b>	<b>1731</b>	<b>2561</b>	<b>127</b>	<b>490</b>	<b>176</b>	<b>5085</b>	<b>391.2</b>

MEDIA  
PREVIEW  
TEAM  
COACHES  
REVIEW  
HONORS  
PROS  
RECORDS  
UOFL





# 2022 Statistics

## 2022 Defensive Statistics

##	Player	GP	UA	A	TOT	TFL/Yds	Sack-Yds	Int-Yds	BRUP	QBH	Fr-Yds	FF	Kick	Saf
1	MoMo Sanogo	13	44	45	89	9.5-46	4-5-35	0-0	0	1	3-0	-	-	-
7	Monty Montgomery	13	33	37	70	11-77	6-59	2-15	2	5	-	4	-	-
12	Jarvis Brownlee	13	51	15	66	2.5-5	-	2-4	12	2	-	-	-	-
22	Yasir Abdullah	13	34	29	63	14.5-82	9-5-74	2-20	4	7	1-0	4	-	-
5	Josh Minkins	13	39	16	55	2-10	1-9	1-38	3	1	-	1	-	-
13	Kei'Trel Clark	12	35	16	51	4-15	1-5	1-46	4	1	1-59	-	-	-
26	M.J. Griffin	12	23	22	45	0.5-1	-	2-28	1	-	-	1	-	-
27	Kenderick Duncan	9	32	12	44	1-2	-	-	-	1	-	-	-	-
10	Ben Perry	13	31	12	43	1-2	-	-	3	3	-	-	-	-
6	YaYa Diaby	13	22	15	37	14-71	9-55	-	2	4	2-0	-	-	-
11	Dorian Jones	13	20	14	34	6.5-16	3-13	-	-	-	2-13	1	-	-
3	Quincy Riley	13	24	3	27	1-10	1-10	3-101	2	-	-	-	-	-
99	Dezmond Tell	13	11	16	27	5.5-26	3-2	-	-	1	1-0	1	-	-
9	Ashton Gillotte	12	11	12	23	7-37	6-37	-	1	1	2-0	-	-	-
95	Mason Reiger	13	11	7	18	1-2	1-11	-	1	1	1-0	2	-	-
34	T.J. Quinn	13	9	9	18	0.5-1	-	-	-	1	-	-	-	-
93	Jared Dawson	11	10	6	16	3-10	2-5-10	-	-	1	-	1	-	-
23	K.J. Cloyd	12	9	6	15	-	-	-	-	2	1-0	-	-	-
41	Ramon Puryear	13	7	7	14	2-5	1-5-4	-	-	-	-	-	-	-
14	Marvin Dallas	13	8	2	10	1-1	-	-	-	-	-	1	-	-
2	Chandler Jones	12	5	5	10	1-2	-	1-0	1	-	-	-	-	-
91	Tawfiq Thomas	11	2	6	8	-	-	-	-	-	-	-	-	-
21	Nicario Harper	5	4	3	7	0.5-2	-	-	-	-	-	-	-	-
25	D'Angelo Hutchinson	8	3	3	6	-	-	-	-	-	-	-	-	-
15	Kam Wilson	7	4	1	5	-	-	-	1	-	-	1	-	-
32	Ryheem Craig	3	1	4	5	-	-	-	-	1	-	-	-	-
43	Jack Reiger	6	2	2	4	1-8	-	-	-	-	-	-	-	-
17	Jackson Hamilton	12	2	2	4	-	-	-	-	-	-	-	-	-
31	Zach Edwards	8	2	1	3	-	-	-	-	-	-	-	-	-
19	Popeye Williams	6	3	-	3	-	-	-	-	-	-	-	-	-
54	Caleb Banks	6	1	1	2	1-3	1-3	-	-	-	-	1	-	-
40	Brock Travelstead	13	1	1	2	-	-	-	-	-	-	-	-	-
45	Duane Martin	13	2	-	2	-	-	-	-	-	-	-	-	-
3	Malik Cunningham	10	1	-	1	-	-	-	-	-	-	-	-	-
42	Allen Smith	9	1	-	1	-	-	-	-	-	-	-	-	-
18	Rance Conner	6	1	-	1	-	-	1-0	-	-	1-1	-	-	-
55	Caleb Chandler	13	-	1	1	-	-	-	-	-	-	-	-	-
19	Brock Domann	10	-	1	1	-	-	-	-	-	-	-	-	-
46	Darrian Bell	3	-	1	1	-	-	-	-	-	-	-	-	-
36	Jatavian Churchill	1	1	-	1	-	-	-	-	-	-	-	-	-
92	Henry Bryant	2	1	-	1	-	-	-	-	-	-	-	-	-
96	R.J. Sorensen	2	-	-	-	-	-	-	-	1	-	-	-	-
28	Trey Franklin	9	-	-	-	-	-	-	1	-	-	-	-	-
<b>Totals</b>		<b>13</b>	<b>508</b>	<b>340</b>	<b>848</b>	<b>97-461</b>	<b>50-347</b>	<b>15-214</b>	<b>38</b>	<b>34</b>	<b>15-73</b>	<b>18</b>	<b>0</b>	<b>0</b>
<b>Opponents</b>		<b>13</b>	<b>527</b>	<b>368</b>	<b>895</b>	<b>74-286</b>	<b>27-174</b>	<b>12-176</b>	<b>34</b>	<b>43</b>	<b>12-50</b>	<b>12</b>	<b>2</b>	<b>0</b>

## 2022 Passing Game-by-Game

#3 Malik Cunningham	Comp	Att	Int	Pct	Yards	TD	Long	Sacked	Effic.
Syracuse	16	22	2	72.7	152	0	45	3-13	112.6
UCF	14	29	0	48.3	201	0	37	3-6	106.5
Florida State	21	34	1	61.8	243	1	55	2-16	125.6
South Florida	14	22	0	63.6	186	1	30	1-5	149.7
Boston College	19	28	0	67.9	186	1	29	2-9	135.4
Pittsburgh	10	21	1	47.6	122	2	29	1-3	118.3
Wake Forest	15	23	0	65.2	164	0	39	1-8	125.1
James Madison	14	20	0	70.0	223	3	44	3-20	213.2
Clemson	10	13	0	76.9	75	0	19	1-8	125.4
Kentucky	3	6	1	50.0	16	0	7	2-19	39.1
<b>Totals</b>	<b>136</b>	<b>218</b>	<b>5</b>	<b>62.4</b>	<b>1568</b>	<b>8</b>	<b>55</b>	<b>19-107</b>	<b>130.3</b>

#4 Braden Smith	Comp	Att	Int	Pct	Yards	TD	Long	Sacked	Effic.
Syracuse	1	1	0	100.0	45	0	45	0-0	478.0
Pittsburgh	1	1	0	100.0	33	0	33	0-0	377.2
Wake Forest	1	1	0	100.0	28	1	28	0-0	665.2
Clemson	0	1	0	0.0	0	0	0	0-0	0.0
Cincinnati	3	5	1	60.0	40	0	24	0-0	87.2
<b>Totals</b>	<b>6</b>	<b>9</b>	<b>1</b>	<b>66.7</b>	<b>146</b>	<b>1</b>	<b>45</b>	<b>0-0</b>	<b>217.4</b>

#19 Brock Domann	Comp	Att	Int	Pct	Yards	TD	Long	Sacked	Effic.
South Florida	5	8	0	62.5	73	0	26	0-0	139.2
Boston College	1	8	1	12.5	19	0	19	0-0	7.5
Virginia	17	30	2	56.7	275	1	32	0-0	131.3
Pittsburgh	2	5	0	40.0	35	0	28	1-11	98.8
Wake Forest	2	3	0	66.7	7	0	9	0-0	86.3
Clemson	13	23	1	56.5	175	1	54	3-25	126.1
NC State	12	25	0	48.0	153	0	38	1-2	99.4
Kentucky	14	21	1	66.7	129	1	27	2-21	124.5
Cincinnati	10	18	1	55.6	92	1	18	1-8	111.8
<b>Totals</b>	<b>76</b>	<b>141</b>	<b>6</b>	<b>53.9</b>	<b>958</b>	<b>4</b>	<b>54</b>	<b>8-67</b>	<b>111.8</b>

MEDIA

PREVIEW

TEAM

COACHES

REVIEW

HONORS

PROS

RECORDS

UOFL



# Individual Game-By-Game



## Rushing

Player	No-Yds/TD	SU	UCF	FSU	USF	BC	UVa	UP	WF	JMU	CU	NC	UK	UC
Jawhar Jordan	142-815/4	4-11/0	3-10/0	17-91/0	8-38/0	10-23/0	11-29/1	5-13/0	9-45/0	17-117/0	11-73/0	16-105/1	22-145/0	9-115/2
Malik Cunningham	114-565-12	13-34/0	17-121/1	17-127/2	9-113/3	15-62/3	DNP	9-46/0	9-38/2	15-0/0	5-20/0	DNP	5-4/1	DNP
Tiyon Evans	83-525/6	13-89/1	19-75/1	DNP	13-51/1	8-48/0	DNP	DNP	11-106/1	10-126/1	7-28/1	2-2/0	DNP	DNP
Maurice Turner	65-314/0	DNP	DNP	-	3-3/0	-	7-23/0	DNP	DNP	DNP	2-36/0	15-59/0	7-33/0	31-160/0
Trevion Cooley	59-278/2	-	DNP	10-34/1	11-75/0	6-14/0	18-77/1	11-75/0	3-3/0	DNP	DNP	DNP	DNP	DNP
Brock Domann	32-64/1	DNP	DNP	DNP	1-3/0	-	9-71/1	2-(-10)/0	1-(-1)/0	-	5-(-7)/0	6-26/0	3-(-18)/0	5-0/0
Jalen Mitchell	10-48/0	1-3/0	3-26/0	DNP	DNP	DNP	DNP	1-2/0	3-16/0	2-1/0	DNP	DNP	DNP	DNP
Grant Goodman	3-5/0	DNP	DNP	DNP	1-0/0	DNP	DNP	DNP	DNP	DNP	DNP	DNP	DNP	2-5/0
Huggins-Bruce	3-4/0	-	1-(-2)/0	-	-	-	-	DNP	1-5/0	-	-	-	-	1-1/0

## Receiving

Player	No-Yds/TD	SU	UCF	FSU	USF	BC	UVa	UP	WF	JMU	CU	NC	UK	UC
Tyler Hudson	69-1034/2	8-102/0	3-67/0	4-40/0	3-53/0	4-50/0	7-101/0	5-71/0	6-77/0	6-142/1	11-163/0	6-85/0	6-83/1	DNP
Marshon Ford	33-434/3	2-12/0	3-38/0	3-15/0	2-27/0	4-37/0	4-93/1	2-27/1	1-39/0	2-21/0	2-20/0	3-63/0	3-29/0	2-13/1
Huggins-Bruce	31-365/2	3-62/0	2-42/0	3-61/0	5-56/0	4-44/1	4-53/0	DNP	4-24/0	2-25/1	1-8/0	1-(-10)/0	1-(-2)/0	1-2/0
Braden Smith	21-215/1	-	3-21/0	5-50/0	-	2-11/0	-	1-7/0	-	2-20/0	3-46/1	-	2-15/0	3-45/0
Maurice Turner	12-72/0	DNP	DNP	-	2-40/0	1-3/0	1-6/0	DNP	DNP	DNP	2-1/0	1-2/0	5-20/0	-
Jawhar Jordan	10-85/0	1-11/0	-	-	1-12/0	2-13/0	-	-	1-15/0	-	2-10/0	1-13/0	-	2-11/0
Trevion Cooley	9-66/1	-	DNP	4-36/1	1-4/0	1-16/0	-	2-14/0	1-(-4)/0	DNP	DNP	DNP	DNP	DNP
Jaelin Carter	7-113/2	-	DNP	DNP	1-26/1	-	-	-	2-37/1	-	DNP	-	-	4-50/0
Chris Bell	7-105/0	DNP	DNP	DNP	1-26/0	1-18/0	DNP	1-29/0	2-7/0	1-14/0	-	-	-	1-11/0
Tiyon Evans	6-13/0	1-(-3)/0	1-2/0	DNP	1-8/0	-	DNP	DNP	1-4/0	-	2-2/0	-	DNP	DNP
Dee Wiggins	4-67/0	1-3/0	1-23/0	2-41/0	DNP	DNP	DNP	DNP	DNP	DNP	DNP	DNP	DNP	DNP
Isaac Martin	2-11/1	1-10/0	-	-	-	-	-	-	-	1-1/1	-	-	-	-
Malik Cunningham	1-33/0	-	-	-	-	-	DNP	1-33/0	-	-	-	DNP	-	DNP
Duane Martin	1-22/0	-	-	-	-	-	1-22/0	-	-	-	-	-	-	-
Francis Sherman	1-13/0	-	-	-	-	1-13/0	-	-	-	-	-	-	-	-
Josh Lifson	1-9/1	-	-	-	-	-	-	1-9/1	-	-	-	-	-	-
Dez Melton	1-8/0	-	1-8/0	-	-	-	-	DNP	-	-	-	-	-	-
Elijah Downing	1-7/0	DNP	DNP	DNP	1-7/0	DNP	-	DNP	-	-	DNP	DNP	DNP	-
Bradley West	1-0/0	DNP	DNP	DNP	1-0/0	DNP	DNP	DNP	-	DNP	DNP	DNP	DNP	DNP

## All-Purpose

Player	Total	SU	UCF	FSU	USF	BC	UVa	UP	WF	JMU	CU	NCSU	UK	UC
Jawhar Jordan	1253	133	25	124	50	93	29	13	81	117	101	216	145	126
Tyler Hudson	1034	102	67	40	53	50	101	71	77	142	163	85	83	DNP
Malik Cunningham	593	34	121	127	113	62	DNP	79	38	-5	20	DNP	4	DNP
Tiyon Evans	538	86	77	DNP	59	48	DNP	DNP	110	126	30	2	DNP	DNP
Marshon Ford	434	12	38	15	27	37	93	27	39	21	20	63	29	13
Maurice Turner	386	DNP	DNP	-	43	3	29	DNP	DNP	DNP	37	61	53	160
Huggins-Bruce	369	62	40	61	56	44	53	DNP	29	25	8	-10	-2	3
Braden Smith	362	-1	38	64	-	11	4	7	21	27	81	4	45	61
Trevion Cooley	344	-	DNP	70	79	30	77	89	-1	DNP	DNP	DNP	DNP	DNP
Chris Bell	123	DNP	DNP	DNP	26	18	DNP	29	7	14	-	-	-	29
Jaelin Carter	113	-	DNP	DNP	26	-	-	-	37	-	DNP	-	-	50
Quincy Riley	101	-	-	-	-	-	-	-	101	-	-	-	-	-
Dee Wiggins	67	3	23	41	DNP	DNP	DNP	DNP	DNP	DNP	DNP	DNP	DNP	DNP
Brock Domann	64	DNP	DNP	DNP	3	-	71	-10	-1	-	-7	26	-18	-
Jalen Mitchell	48	3	26	DNP	DNP	DNP	DNP	2	16	1	DNP	DNP	DNP	DNP
Kei'Trel Clark	46	-	-	-	-	-	-	-	46	-	-	-	-	DNP
Josh Minkins	38	-	-	-	-	-	-	-	38	-	-	-	-	-
M.J. Griffin	28	DNP	-	-	-	-	-	28	-	-	-	-	-	-
Duane Martin	22	-	-	-	-	-	22	-	-	-	-	-	-	-
Yasir Abdullah	20	-	-	20	-	-	-	-	-	-	-	-	-	-
Monty Montgomery	15	-	-	-	-	6	-	-	9	-	-	-	-	-
Francis Sherman	13	-	-	-	-	13	-	-	-	-	-	-	-	-
Isaac Martin	11	10	-	-	-	-	-	-	-	1	-	-	-	-
Josh Lifson	9	-	-	-	-	-	-	9	-	-	-	-	-	-
Dez Melton	8	-	8	-	-	-	-	DNP	-	-	-	-	-	-
Elijah Downing	7	DNP	DNP	DNP	7	DNP	-	DNP	-	-	DNP	DNP	DNP	-
Grant Goodman	5	DNP	DNP	DNP	-	DNP	DNP	DNP	DNP	DNP	DNP	DNP	DNP	5
Jarvis Brownlee	4	-	-	-	-	-	4	-	-	-	-	-	-	-

MEDIA

PREVIEW

TEAM

COACHES

REVIEW

HONORS

PROS

RECORDS

UOFL





# Individual Game-By-Game

## Tackles

Player	S-A	Total	SU	UCF	FSU	USF	BC	UVa	UP	WF	JMU	CU	NCSU	UK	UC
MoMo Sanogo	44-45	89	5-1	2-4	3-3	1-2	5-1	1-3	3-4	4-5	5-8	10-4	3-2	1-6	1-2
Monty Montgomery	33-37	70	4-3	3-1	2-3	0-2	6-1	2-2	3-2	1-0	0-3	1-4	5-5	1-8	5-3
Jarvis Brownlee	51-15	66	5-2	2-1	3-0	1-1	2-0	5-1	3-0	4-2	1-2	7-1	9-2	6-2	3-1
Yasir Abdullah	34-29	63	2-0	3-1	3-5	2-3	2-0	1-0	4-3	6-1	0-4	4-2	3-4	1-3	3-3
Josh Minkins	39-16	55	5-0	4-1	2-2	2-0	3-2	5-1	2-1	5-1	0-2	6-0	1-0	2-4	2-2
Kei'Trel Clark	35-16	51	3-0	3-1	1-0	5-0	4-2	4-1	2-0	5-1	2-2	2-3	3-1	1-5	DNP
M.J. Griffin	23-22	45	DNP	-	-	0-1	1-0	4-1	3-1	4-5	2-4	3-2	0-2	5-4	1-2
Kenderick Duncan	32-12	44	4-0	10-3	2-5	2-2	9-0	DNP	DNP	DNP	-	DNP	-	2-1	3-1
Ben Perry	31-12	43	6-2	4-0	6-1	1-2	3-0	1-1	3-3	2-2	-	2-0	2-1	-	1-0
YaYa Diaby	22-15	37	1-0	5-1	3-4	3-1	0-1	2-1	2-3	1-0	0-1	1-1	-	1-1	3-1
Dorian Jones	20-14	34	-	1-1	1-1	6-0	-	0-1	1-2	2-2	2-3	5-0	1-0	0-4	1-0
Quincy Riley	24-3	27	2-0	1-0	2-0	2-0	-	4-0	4-0	2-1	-	2-1	2-1	1-0	2-0
Dezmond Tell	10-16	26	1-1	2-1	0-4	1-1	0-1	2-0	-	1-1	0-2	-	0-2	1-1	2-2
Ashton Gillotte	12-12	24	2-1	-	1-0	DNP	2-0	2-1	1-2	-	1-2	1-0	0-4	1-1	1-1
Mason Reiger	11-7	18	-	1-0	0-1	1-0	-	3-0	2-3	1-0	0-2	3-0	-	-	0-1
T.J. Quinn	9-9	18	-	-	-	2-0	1-0	-	1-0	3-4	0-2	-	0-2	1-0	1-1
Jared Dawson	10-6	16	DNP	1-0	1-1	1-0	2-0	1-0	0-1	1-1	1-1	1-0	0-1	DNP	1-1
K.J. Cloyd	9-6	15	1-0	2-0	0-1	1-2	-	1-0	-	1-0	0-2	-	3-1	-	DNP
Ramon Puryear	7-7	14	1-0	1-1	0-2	-	1-0	1-0	-	1-1	-	0-2	-	2-0	0-1
Marvin Dallas	8-2	10	-	1-0	1-0	0-1	-	1-1	1-0	2-0	2-0	-	-	-	-
Chandler Jones	5-5	10	-	-	-	-	-	-	1-0	1-0	0-2	1-0	2-1	0-2	DNP
Tawfiq Thomas	2-6	8	DNP	DNP	0-1	-	1-0	-	0-1	-	0-1	1-0	0-1	-	0-2
Nicario Harper	4-3	7	-	-	2-2	2-1	-	DNP	DNP	DNP	DNP	DNP	DNP	DNP	DNP
D'Angelo Hutchinson	3-3	6	DNP	DNP	DNP	DNP	DNP	-	-	2-2	0-1	-	-	1-0	-
Kam Wilson	4-1	5	-	-	DNP	1-0	DNP	-	DNP	2-1	DNP	1-0	DNP	DNP	-
Ryheem Craig	1-4	5	DNP	DNP	DNP	0-2	DNP	DNP	DNP	0-2	1-0	DNP	DNP	DNP	DNP
Jackson Hamilton	2-2	4	-	-	-	0-1	-	-	DNP	1-0	-	-	0-1	-	1-0
Jack Reiger	2-2	4	-	-	-	DNP	DNP	DNP	DNP	DNP	DNP	-	0-1	DNP	2-1
Popeye Williams	3-0	3	DNP	DNP	DNP	-	DNP	-	1-0	DNP	1-0	DNP	1-0	DNP	-
Zach Edwards	2-1	3	1-0	DNP	DNP	1-1	-	-	-	-	-	DNP	-	DNP	DNP
Braden Smith	2-1	3	0-1	-	1-0	-	-	-	1-0	-	-	-	-	-	-
Huggins-Bruce	1-2	3	0-1	-	-	1-0	-	-	DNP	-	-	-	-	0-1	-
Duane Martin	2-0	2	-	-	-	-	-	1-0	-	-	-	-	-	1-0	-
Michael Gonzalez	2-0	2	-	1-0	-	-	-	-	-	DNP	-	-	-	1-0	-
Brock Travelstead	1-1	2	-	-	-	-	-	1-0	-	0-1	-	-	-	-	-
Caleb Banks	1-1	2	-	DNP	DNP	0-1	-	DNP	-	1-0	-	DNP	DNP	DNP	DNP
Marshon Ford	1-0	1	-	-	-	-	-	-	-	-	-	-	-	-	1-0
Rance Conner	1-0	1	-	1-0	-	-	-	-	DNP	DNP	DNP	DNP	DNP	DNP	DNP
Henry Bryant	1-0	1	DNP	DNP	DNP	-	DNP	DNP	DNP	1-0	DNP	DNP	DNP	DNP	DNP
Dee Wiggins	1-0	1	1-0	-	-	DNP	DNP	DNP	DNP	DNP	DNP	DNP	DNP	DNP	DNP
Malik Cunningham	1-0	1	-	-	-	-	-	DNP	-	-	-	-	DNP	1-0	DNP
Allen Smith	1-0	1	DNP	DNP	DNP	-	-	DNP	-	-	-	-	-	1-0	-
Jatavian Churchill	1-0	1	DNP	DNP	DNP	DNP	DNP	DNP	DNP	DNP	1-0	DNP	DNP	DNP	DNP
Maurice Turner	0-1	1	DNP	DNP	-	-	-	-	DNP	DNP	DNP	-	-	-	0-1
Darrian Bell	0-1	1	DNP	DNP	DNP	-	DNP	DNP	DNP	-	DNP	DNP	DNP	DNP	0-1

## Sacks

Player	S-A	Total	SU	UCF	FSU	USF	BC	UVa	UP	WF	JMU	CU	NCSU	UK	UC
Yasir Abdullah	8-3	9.5	-	-	0.5-2	1-13	-	1-9	1-1	1-12	-	1-10	2.5-11	-	1.5-16
YaYa Diaby	6-6	9	-	1.5-4	2-14	1-10	-	0.5-1	0.5-2	1-6	-	-	-	1-4	1.5-14
Monty Montgomery	5-2	6	-	-	-	-	2-41	1.5-5	0.5-3	-	-	-	1-6	-	1-4
Ashton Gillotte	5-2	6	2-9	-	1-10	DNP	-	1-4	-	-	-	-	1-4	1-10	-
MoMo Sanogo	4-1	4.5	-	0.5-3	-	-	1-7	-	-	1-10	-	1-6	-	-	1-9
Dorian Jones	3-0	3	-	1-5	-	-	-	-	-	1-7	1-1	-	-	-	-
Dezmond Tell	2-2	3	-	-	0.5-2	-	-	1-2	-	-	-	-	0.5-2	-	1-16
Jared Dawson	2-1	2.5	DNP	-	-	-	-	1-5	-	1-2	-	-	-	DNP	0.5-3
Ramon Puryear	1-1	1.5	-	1-2	-	-	-	-	-	-	-	-	-	-	0.5-2
Quincy Riley	1-0	1	-	-	-	1-10	-	-	-	-	-	-	-	-	-
Josh Minkins	1-0	1	-	-	-	-	-	-	-	1-9	-	-	-	-	-
Kei'Trel Clark	1-0	1	-	-	-	-	-	-	-	1-5	-	-	-	-	DNP
Caleb Banks	1-0	1	-	DNP	DNP	-	-	DNP	-	1-3	-	DNP	DNP	DNP	DNP
Mason Reiger	1-0	1	-	-	-	-	-	1-11	-	-	-	-	-	-	-

MEDIA

PREVIEW

TEAM

COACHES

REVIEW

HONORS

PROS

RECORDS

UOFL





## Tackles for Loss

Player	S-A	Total	SU	UCF	FSU	USF	BC	UVa	UP	WF	JMU	CU	NCSU	UK	UC
Yasir Abdullah	12-5	14.5	1.0-1	1.0-1	2.0-7	1.0-13	-	1.0-9	2.0-2	1.0-12	-	1.0-10	3.0-11	-	1.5-16
YaYa Diaby	11-6	14.0	-	1.5-4	3.0-17	2.0-15	-	0.5-1	2.5-9	1.0-6	-	-	-	1.0-4	2.5-15
Monty Montgomery	8-6	11.0	1.0-2	-	-	-	3.0-49	1.5-5	0.5-3	-	-	1.0-4	1.5-7	1.0-2	1.5-5
MoMo Sanogo	7-5	9.5	1.5-3	0.5-3	-	-	2.0-10	0.5-1	-	1.5-11	0.5-1	2.0-8	-	-	1.0-9
Mason Reiger	6-2	7.0	-	1.0-1	0.5-2	1.0-3	-	2.0-12	-	-	-	2.0-10	-	-	0.5-1
Ashton Gillotte	5-4	7.0	2.0-9	-	1.0-10	DNP	-	1.5-4	-	-	-	-	1.0-4	1.5-10	-
Dorian Jones	5-3	6.5	-	1.0-5	0.5-0	2.0-2	-	-	-	1.0-7	1.0-1	-	-	1.0-1	-
Dezmond Tell	3-5	5.5	0.5-0	-	1.0-5	-	-	1.0-2	-	1.0-1	0.5-0	-	0.5-2	-	1.0-16
Kei'Trel Clark	4-0	4.0	-	-	-	1.0-2	-	-	-	2.0-9	-	1.0-4	-	-	DNP
Jared Dawson	2-2	3.0	DNP	-	-	-	-	1.0-5	-	1.0-2	0.5-0	-	-	DNP	0.5-3
Jarvis Brownlee	2-1	2.5	-	-	-	-	-	-	-	-	-	1.0-2	-	1.5-3	-
Josh Minkins	2-0	2.0	1.0-1	-	-	-	-	-	-	1.0-9	-	-	-	-	-
Ramon Puryear	1-2	2.0	-	1.0-2	0.5-1	-	-	-	-	-	-	-	-	-	0.5-2
Ben Perry	1-0	1.0	-	-	1.0-2	-	-	-	-	-	-	-	-	-	-
Chandler Jones	1-0	1.0	-	-	-	-	-	-	1.0-2	-	-	-	-	-	DNP
Kenderick Duncan	1-0	1.0	-	-	-	1.0-2	-	DNP	DNP	DNP	-	DNP	-	-	-
Jack Reiger	1-0	1.0	-	-	-	DNP	DNP	DNP	DNP	DNP	DNP	-	-	DNP	1.0-2
Caleb Banks	1-0	1.0	-	DNP	DNP	-	-	DNP	-	1.0-3	-	DNP	DNP	DNP	DNP
Quincy Riley	1-0	1.0	-	-	-	1.0-10	-	-	-	-	-	-	-	-	-
Marvin Dallas	1-0	1.0	-	-	-	-	-	-	-	-	1.0-1	-	-	-	-
Nicario Harper	0-1	0.5	-	-	0.5-2	-	-	DNP	DNP	DNP	DNP	DNP	DNP	DNP	DNP
M.J. Griffin	0-1	0.5	DNP	-	-	-	-	-	-	0.5-1	-	-	-	-	-
T.J. Quinn	0-1	0.5	-	-	-	-	-	-	-	-	0.5-1	-	-	-	-

## Individual Leaders

Opponent	Rushing Attempts	Rushing Yards	Receptions	Receiving Yards	All-Purpose Yards	Tackles
at Syracuse	13 - Evans	89 - Evans	8 - Hudson	102 - Hudson	133 - Jordan	8 - Perry
at UCF	17 - Cunningham	121 - Cunningham	3 - Hudson	67 - Hudson	121 - Cunningham	13 - Duncan
Florida State	17 - Cunningham	127 - Cunningham	5 - Smith	61 - Bruce	127 - Cunningham	8 - Abdullah
USF	13 - Evans	113 - Cunningham	5 - Huggins-Bruce	56 - Bruce	113 - Cunningham	6 - D. Jones
at Boston College	15 - Cunningham	62 - Cunningham	4 - Hudson	50 - Hudson	93 - Jordan	9 - Duncan
at Virginia	18 - Cooley	77 - Cooley	7 - Hudson	101 - Hudson	101 - Hudson	6 - Minkins
Pitt	11 - Cooley	75 - Cooley	5 - Hudson	71 - Hudson	89 - Cooley	7 - Sanogo, Abdullah
Wake Forest	11 - Evans	Evans - 106	6 - Hudson	77 - Hudson	110 - Evans	9 - Griffin, Sanogo
James Madison	17 - Jordan	Evans - 126	6 - Hudson	142 - Hudson	142 - Evans	13 - Sanogo
at Clemson	11 - Jordan	73 - Jordan	11 - Hudson	163 - Hudson	163 - Evans	14 - Sanogo
NC State	16 - Jordan	105 - Jordan	6 - Hudson	85 - Hudson	216 - Jordan	11 - Brownlee
at Kentucky	22 - Jordan	145 - Jordan	6 - Hudson	83 - Hudson	145 - Jordan	9 - Griffin, Montgomery
vs. Cincinnati	31 - Turner	160 - Turner	4 - Carter	45 - Carter	160 - Turner	8 - Montgomery





## Team Game-By-Game

## Statistics

	Score	1st Downs	Rushing No-Yds-TD	Passing (C-A-I-Yds-TD)	Total Offense (Play-Yds)	Punts No.-Avg.	Fumbles No.-Lost	Penalties No.-Yds	KO Ret. No.-Yds	Punt Ret. No.-Yds	Int. Ret. No.-Yds	3rd-Down Conv.	TOP
Louisville	7	15	31-137-1	17-23-2-197-0	54-334	3-45.7	2-1	7-50	5-111	1--1	0-0	5-11	27:29
Syracuse	31	23	40-208-2	19-26-0-241-2	66-449	3-41.3	0-0	18-107	0-0	2-21	2-30	6-11	32:31
Louisville	20	19	45-226-2	14-29-0-201-0	74-427	4-48.2	1-1	12-98	1-15	3-17	1-0	4-14	32:14
UCF	14	18	38-208-2	16-34-1-131-0	72-339	8-38.5	0-0	11-111	2-24	3-27	0-0	4-16	27:46
Florida St.	35	21	37-189-1	19-27-2-266-4	64-455	4-43.2	0-0	6-39	1-21	2-9	1-0	6-14	30:48
Louisville	31	25	44-252-3	21-34-1-243-1	78-495	5-46.4	2-2	11-81	2-33	3-14	2-20	5-14	29:12
USF	3	11	35-48-0	13-28-2-110-0	63-158	7-43.7	2-1	6-25	2-42	2-11	0-0	5-16	29:13
Louisville	41	28	46-283-4	19-30-0-259-1	76-542	3-44.3	2-1	5-59	0-0	3-0	2-0	4-13	30:47
Louisville	33	23	39-147-3	20-36-1-205-1	75-352	4-47.0	0-0	6-70	3-57	0-0	1-6	7-16	34:37
Boston College	34	17	36-144-1	18-21-1-304-3	57-448	3-37.7	2-2	13-83	2-57	1-0	1-0	2-9	25:23
Louisville	34	24	46-198-3	17-30-2-275-1	76-473	4-42.2	0-0	5-55	0-0	3-4	2-4	8-15	34:54
Virginia	17	18	25-6-1	24-34-2-313-1	59-319	4-44.2	1-1	8-66	3-37	2-16	2-26	3-12	25:06
Pittsburgh	10	19	37-168-1	16-29-2-158-0	66-326	4-37.5	4-2	7-57	0-0	3--3	0-0	4-11	32:32
Louisville	24	14	30-122-0	13-27-1-190-2	57-312	6-42.8	0-0	6-70	0-0	1-0	2-28	4-13	27:28
Wake Forest	21	29	46-92-1	26-44-4-310-2	90-402	4-49.8	5-4	3-15	5-94	0-0	0-0	8-16	33:36
Louisville	48	19	38-211-3	18-27-0-199-1	65-410	3-40.3	1-1	9-95	1-21	2-21	4-194	4-12	26:24
James Madison	10	9	36-141-1	4-15-0-52-0	51-193	7-43.9	0-0	7-70	1-3	2-16	0-0	3-13	29:38
Louisville	34	23	45-244-1	14-20-0-223-3	65-467	3-45.0	1-1	6-73	0-0	3-7	0-0	6-13	30:22
Louisville	16	15	30-150-1	23-37-1-250-1	67-400	6-47.5	3-1	6-65	1-18	3-35	0-0	3-14	28:09
Clemson	31	26	45-248-3	20-28-0-191-1	73-439	5-41.0	4-3	4-25	0-0	2-23	1-1	4-13	31:51
NC State	10	20	31-77-0	18-42-1-214-1	73-291	6-38.0	1-0	6-45	4-89	1--2	0-0	7-17	30:34
Louisville	25	16	39-192-1	12-25-0-153-0	64-345	5-40.2	0-0	7-60	2-98	2-4	1-0	6-16	29:26
Louisville	13	19	37-164-1	17-27-2-145-1	64-309	4-44.5	2-1	5-57	0-0	1-30	0-0	4-12	27:15
Kentucky	26	17	42-158-0	11-19-0-188-2	61-346	3-42.7	0-0	9-56	2-12	3-9	2-53	3-11	32:45
Cincinnati	7	11	38-55-0	7-15-0-83-1	53-138	7-42.3	3-2	5-55	5-119	0-0	2-39	2-12	27:31
Louisville	24	24	49-287-2	13-23-2-132-1	72-419	3-35.3	2-2	4-20	1-18	3-10	0-0	7-14	32:29

## Offensive Starters

Opponent	LT	LG	C	RG	RT	WR	WR	TE	RB/WR/TE	RB	QB
Syracuse	Reid	Chandler	B. Hudson	Boone	Brown	T. Hudson	Wiggins	Ford	Sherman	Evans	Cunningham
UCF	Reid	Chandler	B. Hudson	Boone	Brown	T. Hudson	Wiggins	Ford	Jordan	Evans	Cunningham
Florida State	Reid	Chandler	B. Hudson	Boone	Brown	T. Hudson	Wiggins	I. Martin	Smith	Jordan	Cunningham
USF	Gonzalez	Chandler	B. Hudson	Boone	Brown	T. Hudson	Huggins-Bruce	Ford	Smith	Evans	Cunningham
Boston College	Reid	Chandler	B. Hudson	Boone	Brown	T. Hudson	Huggins-Bruce	Ford	Smith	Evans	Cunningham
Virginia	Reid	Chandler	B. Hudson	Boone	Brown	T. Hudson	Smith	Ford	Sherman	Jordan	Domann
Pitt	Gonzalez	Chandler	B. Hudson	Kandra	Brown	T. Hudson	Smith	Ford	Carter	Cooley	Cunningham
Wake Forest	Reid	Chandler	B. Hudson	Boone	Brown	T. Hudson	Huggins-Bruce	Ford	I. Martin	Cooley	Cunningham
James Madison	Reid	Chandler	B. Hudson	Gonzalez	Brown	T. Hudson	Smith	Ford	Bell	Evans	Cunningham
Clemson	Reid	Chandler	B. Hudson	Gonzalez	Brown	T. Hudson	Huggins-Bruce	Ford	Smith	Evans	Cunningham
NC State	Reid	Chandler	B. Hudson	Boone	Brown	T. Hudson	Huggins-Bruce	Ford	I. Martin	Jordan	Domann
Kentucky	Reid	Chandler	B. Hudson	Kandra	Brown	T. Hudson	Huggins-Bruce	Ford	Smith	Jordan	Domann
Cincinnati	Reid	Chandler	B. Hudson	Gonzalez	Brown	Carter	Huggins-Bruce	Smith	Martin	Jordan	Domann

## Defensive Starters

Opponent	DE	DT	DE	LB	LB	LB	LB/CB	S	S	CB	CB
Syracuse	Gillotte	Tell	Diaby	Abdullah	Sanogo	Montgomery	C. Jones	Minkins	Duncan	Brownlee	Clark
UCF	Gillotte	Tell	Diaby	Abdullah	Sanogo	Montgomery	Perry	Minkins	Duncan	Brownlee	Clark
Florida State	Gillotte	Tell	Diaby	Abdullah	Sanogo	Montgomery	Perry	Minkins	Duncan	Brownlee	Clark
USF	Puryear	Tell	Diaby	Abdullah	Sanogo	D. Jones	Perry	Minkins	Duncan	Brownlee	Clark
Boston College	Gillotte	Tell	Diaby	Abdullah	Sanogo	Montgomery	Perry	Minkins	Duncan	Brownlee	Clark
Virginia	Gillotte	Tell	Diaby	Abdullah	Sanogo	Montgomery	Conner	Minkins	Griffin	Brownlee	Clark
Pitt	Gillotte	Tell	Diaby	Abdullah	Sanogo	Montgomery	Perry	Minkins	Griffin	Brownlee	Clark
Wake Forest	Gillotte	Tell	Diaby	Abdullah	Sanogo	Montgomery	Perry	Minkins	Griffin	Brownlee	Clark
James Madison	Gillotte	Tell	Diaby	Abdullah	Sanogo	Montgomery	Perry	Minkins	Griffin	Brownlee	Clark
Clemson	Gillotte	Tell	Diaby	Abdullah	Sanogo	Montgomery	Riley	Minkins	Griffin	Brownlee	Clark
NC State	Gillotte	Tell	Diaby	Abdullah	Sanogo	Montgomery	Perry	Minkins	Griffin	Brownlee	Clark
Kentucky	Gillotte	Tell	Diaby	Abdullah	Sanogo	Montgomery	Perry	Minkins	Griffin	Brownlee	Clark
Cincinnati	Gillotte	Tell	Diaby	Abdullah	Sanogo	Montgomery	Perry	Minkins	Griffin	Brownlee	Franklin

MEDIA

PREVIEW

TEAM

COACHES

REVIEW

HONORS

PROS

RECORDS

UOFL





## Game-By-Game Leaders

Opponent	Passing	Rushes	Rush Yards	Receptions	Receiving Yards	Tackles	Tfl	Sacks
Syracuse	Cunningham - 152	Evans - 13	Evans - 89	Hudson - 8	Hudson - 102	Montgomery - 8	3 with 1.5	Gillotte - 2
UCF	Cunningham - 195	Evans - 19	Cunningham - 127	Hudson, Ford, Smith - 3	Hudson - 67	Duncan - 13	Diaby - 1.5	Diaby - 1.5
Florida State	Cunningham - 243	Cunningham, Jordan - 17	Cunningham - 144	Smith - 5	Smith - 50	Abdullah - 8	Diaby - 2.5	Diaby - 1.5
USF	Cunningham - 186	Evans - 13	Cunningham - 113	Huggins-Bruce - 5	Huggins-Bruce - 56	Jones - 6	Diaby - 3	Abdullah - 1
Boston College	Cunningham - 186	Cunningham - 15	Cunningham - 62	Hudson - 4	Hudson - 50	Duncan - 9	Montgomery - 3	Montgomery - 2
Virginia	Domann - 275	Cooley - 18	Cooley - 77	Hudson - 7	Hudson - 101	Brownlee, Minkins - 6	Reiger - 2	6 with 1
Pitt	Cunningham - 122	Cooley - 11	Cooley - 75	Hudson - 10	Hudson - 77	Abdullah - 7	Diaby - 2.5	Abdullah - 1
Wake Forest	Cunningham - 164	Evans - 11	Evans - 106	Hudson - 6	Hudson - 71	Sanogo, Griffin - 9	Clark - 2	8 with 1
James Madison	Cunningham - 223	Jordan - 17	Evans - 126	Hudson - 6	Hudson - 142	Sanogo - 13	Jones - 1	Jones - 1
Clemson	Domann - 175	Jordan - 11	Jordan - 73	Hudson - 11	Hudson - 163	Sanogo - 10	Sanogo, Reiger - 2	2 with 1
NC State	Domann - 153	Jordan - 16	Jordan - 105	Hudson - 6	Hudson - 85	Brownlee - 11	Abdullah - 3	Abdullah - 2.5
Kentucky	Domann - 129	Jordan - 22	Jordan - 145	Hudson - 6	Hudson - 83	Montgomery, Griffin - 9	Brownlee - 1.5	2 with 1
Cincinnati	Domann - 92	Turner - 31	Turner - 160	Carter - 4	Carter - 50	Montgomery - 8	Diaby - 2.5	2 with 1.5

## Miscellaneous Trends

### Opening Drive - Offense

Opponent	1st	2nd
Syracuse	17	34
UCF	75	-1
Florida State	8	20
USF	7	39
Boston College	70	36
Virginia	9	60
Pitt	31	15
Wake Forest	64	9
James Madison	75	57
Clemson	2	7
NC State	12	22
Kentucky	17	6
Cincinnati	3	-1

### Opening Drive - Defense

Opponent	1st	2nd
Syracuse	62	30
UCF	80	1
Florida State	61	75
USF	14	-7
Boston College	52	7
Virginia	35	-10
Pitt	51	4
Wake Forest	6	13
James Madison	58	7
Clemson	75	85
NC State	-11	6
Kentucky	9	40
Cincinnati	6	17

### Cardinals On Coin Flips

Opponent	Flip	Decision	Result
Syracuse	W	Lou. Deferred	L, 31-7
UCF	W	Lou. Received	W, 20-14
Florida State	L	Opp. Deferred	L, 35-31
USF	L	Opp. Deferred	W, 41-3
Boston College	L	Opp. Deferred	L, 34-33
Virginia	L	Opp. Deferred	W, 34-17
Pitt	L	Opp. Deferred	W, 24-10
Wake Forest	L	Opp. Deferred	W, 48-21
James Madison	W	Lou. Deferred	W, 34-10
Clemson	W	Lou. Deferred	L, 31-16
NC State	L	Opp. Deferred	W, 25-10
Kentucky	W	Lou. Deferred	L, 26-13
Cincinnati	L	Opp. Deferred	W, 24-7

### Game-Opening Drives

Opponent	Louisville			Opponents		
	Pts	Plays	Yds	Pts	Plays	Yds
Syracuse	0	5	17	3	11	62
UCF	7	10	75	7	10	80
Florida State	0	3	8	7	5	61
USF	0	5	7	0	5	14
Boston College	7	12	70	0	3	52
Virginia	0	3	9	3	8	35
Pitt	0	5	31	0	6	51
Wake Forest	3	11	64	0	3	6
James Madison	7	6	75	3	10	58
Clemson	0	3	2	7	12	75
NC State	0	4	12	0	3	-11
Kentucky	0	5	17	0	3	9
Cincinnati	0	3	3	0	6	6

### Second Half Opening Drives

Opponent	Louisville			Opponents		
	Pts	Plays	Yds	Pts	Plays	Yds
Syracuse	0	7	34	0	5	30
UCF	0	3	-1	0	3	1
Florida State	0	6	20	7	10	75
USF	3	11	39	0	3	-7
Boston College	3	9	36	0	3	7
Virginia	7	5	60	0	3	-10
Pitt	0	6	15	0	3	4
Wake Forest	0	4	9	0	3	13
James Madison	3	12	57	0	3	7
Clemson	0	3	7	7	8	85
NC State	0	3	6	0	6	22
Kentucky	0	3	6	3	10	40
Cincinnati	0	3	-1	0	3	17

### Giveaways/Takeaways

Opponent	Giveaway			Takeaway		
	Fum	Int	Total	Fum	Int	Total
Syracuse	1	2	3	0	0	0
UCF	1	0	1	0	1	1
Florida State	2	1	3	0	2	2
USF	1	0	1	1	2	3
Boston College	0	1	1	2	1	3
Virginia	0	2	2	1	2	3
Pitt	0	2	2	2	1	3
Wake Forest	1	0	1	4	4	8
James Madison	1	0	1	0	0	0
Clemson	1	1	2	3	0	3
NC State	0	0	0	0	1	1
Kentucky	1	2	3	0	0	0
Cincinnati	2	0	2	2	2	4
<b>Totals</b>		<b>22</b>		<b>31</b>		<b>+9</b>

### Scoring Drive Analysis

Yardage	Louisville		Opponents	
	TD	FG	TD	FG
No Drive				
Negative Yards	1	0-9	-	1
10-19	1	1	3	-
20-29	-	2	1	1
30-39	1	6	1	1
40-49	4	2	1	2
50-59	2	3	1	2
60-69	8	6	2	6
70-79	17	1	14	-
80-89	4	-	7	-
90-99	-	-	-	-
<b>Totals</b>	<b>38</b>	<b>21</b>	<b>30</b>	<b>13</b>

### Three-and-Outs

	Louisville		Opponents	
	3-&-Outs/Drives	3-&-Outs/Drives	3-&-Outs/Drives	3-&-Outs/Drives
Syracuse	1/11		1/11	
UCF	5/14		3/16	
Florida State	4/14		4/14	
USF	2/13		6/16	
Boston College	2/16		6/9	
Virginia	3/15		5/12	
Pitt	4/13		2/11	
Wake Forest	2/12		5/16	
James Madison	2/13		6/13	
Clemson	5/14		4/13	
NC State	0/11		3/12	
Kentucky	2/10		1/11	
Cincinnati	3/14		6/12	
<b>Totals</b>	<b>35/170</b>		<b>52/176</b>	

### Weather Conditions

Opponent	H/A/N	Temp.		Wind
		Indoor	Indoor	
Syracuse	A			Indoor
UCF	A	Cloudy 77°F		SE 4mph
Florida State	H	Sunny 79°F		S 3mph
USF	H	Cloudy 71°F		N 8mph
Boston College	A	Cloudy 53°F		N 4mph
Virginia	A	Sunny 59°F		NW 7mph
Pitt	H	Cloudy 71°F		SE 6mph
Wake Forest	H	Cloudy 71°F		NW 1mph
James Madison	H	Cloudy 66°F		NE 11mph
Clemson	A	Cloudy 66°F		SW 10mph
NC State	H	Sunny 38°F		NE 15mph
Kentucky	A	Cloudy 56°F		SE 6mph
Cincinnati	N	Cloudy 37°F		NA





## Scoring Drives

## Louisville

Syracuse	No. Plays	Total Yds	Drive Time	Score Type	Score Time	Scoring Play
	7	70	3:44	TD	1st/1:10	Evans 36yd Run
UCF	No. Plays	Total Yds	Drive Time	Score Type	Score Time	Scoring Play
	10	75	4:57	TD	1st/10:03	Evans 7yd Run
	8	46	3:22	FG	3rd/6:07	Turner 35yd Fg
	3	57	1:12	TD	3rd/2:46	Malik 43yd Run
	11	37	5:15	FG	4th/9:45	Turner 35yd Fg
FSU	No. Plays	Total Yds	Drive Time	Score Type	Score Time	Scoring Play
	7	75	2:33	TD	1st/8:28	Malik 8yd Run
	7	80	2:17	TD	1st/1:23	Cooley 17yd Rec
	6	43	2:14	TD	2nd/5:30	Cooley 1yd Rec
	3	63	0:59	TD	4th/14:25	Malik 18yd Run
	5	57	1:39	FG	4th/11:45	Turner 36yd Fg
USF	No. Plays	Total Yds	Drive Time	Score Type	Score Time	Scoring Play
	6	82	2:13	TD	1st/7:05	Malik 40yd Run
	5	66	1:37	TD	1st/3:09	Carter 26yd Rec
	9	68	2:22	TD	2nd/10:53	Malik 35yd Rush
	8	81	3:22	TD	2nd/6:12	Malik 8yd Run
	11	39	3:37	FG	3rd/8:53	Turner 29yd Fg
	6	75	2:14	TD	4th/12:22	Evans 3yd Run
	10	59	4:48	FG	4th/2:35	Turner 25yd Fg
BC	No. Plays	Total Yds	Drive Time	Score Type	Score Time	Scoring Play
	12	70	6:09	TD	1st/8:51	Malik 1yd Run
	5	14	2:37	FG	2nd/13:22	Turner 24yd
	2	17	0:26	TD	2nd/5:59	Malik 6yd Run
	9	78	2:13	TD	2nd/1:00	Malik 1yd Run
	9	36	4:08	FG	3rd/9:03	Turner 48yd
	7	75	3:17	TD	3rd/4:50	Hb 12yd Rec
Virginia	No. Plays	Total Yds	Drive Time	Score Type	Score Time	Scoring Play
	13	61	4:30	FG	2nd/10:19	Turner 23yd Fg
	4	52	1:24	TD	2nd/7:51	Domann 44yd Run
	11	63	3:04	FG	2nd/0:00	Turner 20yd Fg
	5	60	2:09	TD	3rd/10:35	Ford 32yd Rec
	8	60	4:37	TD	3rd/0:54	Cooley 1yd Run
	5	47	2:08	TD	4th/11:03	Jordan 1yd Run
Pitt	No. Plays	Total Yds	Drive Time	Score Type	Score Time	Scoring Play
	8	75	3:17	TD	2nd/14:55	Ford 25yd Rec
	5	75	2:30	TD	4th/9:45	Lifson 9yd Rec
	7	33	3:10	FG	4th/4:21	Turner 48yd Fg
Wake	No. Plays	Total Yds	Drive Time	Score Type	Score Time	Scoring Play
	11	64	3:52	FG	1st/11:05	Turner 29yd Fg
	9	53	3:44	FG	1st/5:43	Turner 39yd Fg
	8	76	3:36	TD	2nd/14:27	Malik 1yd Run
	5	74	2:16	TD	3rd/6:04	Evans 52 Yd Run
	1	9	0:07	TD	3rd/4:09	Malik 9yd Run
	2	33	0:34	TD	3rd/3:12	Carter 28yd Rec
JMU	No. Plays	Total Yds	Drive Time	Score Type	Score Time	Scoring Play
	6	75	2:54	TD	1st/5:49	Martin 1yd Rec
	9	65	1:43	FG	2nd/0:00	Turner 28yd Fg
	12	57	6:01	FG	3rd/8:59	Turner 35yd Fg
	1	71	0:12	TD	3rd/6:04	Evans 71yd Run
	5	70	2:30	TD	4th/12:22	Hudson 44yd Rec
	8	64	4:16	TD	4th/6:29	Hb 11yd Rec
Clemson	No. Plays	Total Yds	Drive Time	Score Type	Score Time	Scoring Play
	7	80	3:05	TD	2nd/14:17	Evans 16yd Run
	8	70	4:35	FG	3rd/5:57	Turner 22yd Fg
	7	75	2:13	TD	4th/0:00	Smith 31yd Rec
NC State	No. Plays	Total Yds	Drive Time	Score Type	Score Time	Scoring Play
	5	41	2:04	FG	2nd/9:33	Turner 26yd Fg
	11	61	2:21	FG	2nd/0:00	Turner 22yd Fg
	8	66	3:17	FG	4th/13:57	Turner 30yd Fg
	4	45	2:10	TD	4th/10:05	Jordan 2yd Run
	5	29	1:46	FG	4th/5:07	Turner 28yd Fg
Kentucky	No. Plays	Total Yds	Drive Time	Score Type	Score Time	Scoring Play
	12	64	3:21	TD	2nd/0:37	Malik 6yd Run
	10	75	5:03	TD	4th/7:03	Hudson 27yd Rec
Cincinnati	No. Plays	Total Yds	Drive Time	Score Type	Score Time	Scoring Play
	1	49	0:08	TD	1st/0:21	Jordan 49yd Run
	10	66	4:55	TD	2nd/5:52	Ford 8yd Rec
	7	74	2:47	TD	2nd/0:47	Jordan 41yd Run
	14	38	6:21	FG	3rd/3:49	Turner 48yd Fg

## Opponents

Syracuse	No. Plays	Total Yds	Drive Time	Score Type	Score Time	Scoring Play
	11	62	5:14	FG	1st/9:46	Szmyt 31yd FG
	5	87	1:46	TD	1st/5:01	Tucker 55yd rec
	12	75	5:45	TD	2nd/10:25	Tucker 4yd run
	4	13	2:20	TD	4th/13:02	Gadsden 8yd rec
	7	25	3:45	TD	4th/8:40	Shrader 6yd run
UCF	No. Plays	Total Yds	Drive Time	Score Type	Score Time	Scoring Play
	10	80	3:24	TD	1st/6:33	Bowser 2yd run
	8	77	2:43	TD	2nd/11:31	Bowser 3yd run
FSU	No. Plays	Total Yds	Drive Time	Score Type	Score Time	Scoring Play
	5	61	2:17	TD	1st/11:01	Daniel 2yd rec
	3	75	1:08	TD	1st/0:15	McClain 21yd rec
	10	75	6:02	TD	3rd/8:58	Toafli 15yd run
	3	75	1:01	TD	4th/13:24	Wilson 10yd rec
	8	75	3:51	TD	4th/7:54	Wilson 2yd rec
USF	No. Plays	Total Yds	Drive Time	Score Type	Score Time	Scoring Play
	8	47	2:54	FG	3rd/8:53	Shrader 37yd FG
BC	No. Plays	Total Yds	Drive Time	Score Type	Score Time	Scoring Play
	4	49	1:45	TD	1st/4:34	Griffin 1yd rec
	3	75	1:19	TD	2nd/12:03	Flowers 57yd rec
	5	75	2:46	TD	2nd/3:13	Broome 40yd run
	2	75	0:56	TD	3rd/8:07	Flowers 69yd rec
	12	60	6:02	FG	4th/7:24	Lytton 37yd FG
	7	52	3:00	FG	4th/1:56	Lytton 26yd FG
Virginia	No. Plays	Total Yds	Drive Time	Score Type	Score Time	Scoring Play
	8	35	3:21	FG	1st/9:45	Bettridge 47yd FG
	7	62	2:55	TD	1st/6:42	Wicks 40yd rec
	8	75	3:37	TD	3rd/6:58	Armstrong 11yd run
Pitt	No. Plays	Total Yds	Drive Time	Score Type	Score Time	Scoring Play
	7	57	4:21	TD	1st/3:12	Abanikanda 12yd run
	9	28	5:00	FG	3rd/1:47	Sauls 37yd FG
Wake	No. Plays	Total Yds	Drive Time	Score Type	Score Time	Scoring Play
	9	75	3:12	TD	2nd/11:15	Ellison 3yd run
	9	73	3:36	TD	2nd/5:45	Banks 16yd rec
	3	11	1:02	TD	4th/0:14	Boll 5yd rec
JMU	No. Plays	Total Yds	Drive Time	Score Type	Score Time	Scoring Play
	10	58	6:17	FG	1st/8:43	Wise 34yd FG
	11	80	6:42	TD	2nd/1:43	Agyei-Obese 9yd run
Clemson	No. Plays	Total Yds	Drive Time	Score Type	Score Time	Scoring Play
	12	75	4:43	TD	1st/10:17	Uiagalelei 11yd run
	8	66	3:10	FG	1st/2:25	Potter 19yd FG
	10	80	3:57	TD	2nd/0:32	Williams 4yd rec
	8	85	2:56	TD	3rd/10:32	Shipley 25yd run
	1	39	0:10	TD	4th/2:13	Mafah 39yd run
NC State	No. Plays	Total Yds	Drive Time	Score Type	Score Time	Scoring Play
	13	62	4:47	FG	2nd/4:46	Dunn 30yd FG
	5	87	2:34	TD	3rd/7:46	Allen 34yd rec
Kentucky	No. Plays	Total Yds	Drive Time	Score Type	Score Time	Scoring Play
	5	86	2:49	TD	1st/7:46	Key 8yd rec
	9	62	5:06	FG	2nd/12:48	Ruffolo 43yd FG
	4	-5	0:58	FG	2nd/10:28	Ruffolo 29yd FG
	10	40	4:12	TD	3rd/8:43	Ruffolo 35yd FG
	3	16	1:23	TD	3rd/6:35	Brown 3yd rec
	12	60	7:17	FG	4th/12:06	Ruffolo 40yd FG
Cincinnati	No. Plays	Total Yds	Drive Time	Score Type	Score Time	Scoring Play
	9	73	4:23	TD	2nd/10:58	Fischer 20yd rec

MEDIA

PREVIEW

TEAM

COACHES

REVIEW

HONORS

PROS

RECORDS

UOFL



### Offensive Touchdown Breakdown

Yards	TD Drives	Plays	TD Drives
1-9	1	1	3
10-19	1	2	2
20-29	0	3	3
30-39	1	4	2
40-49	4	5	6
50-59	2	6	4
60-69	8	7	6
70-79	17	8	5
80-89	4	9	2
90-99	0	10	3
11+	0	11	2

### Poss. Time... TD Drives

0:01-0:30	4
0:31-1:00	2
1:01-1:30	2
1:31-2:00	1
2:01-3:00	16
3:01-4:00	7
4:01-5:00	4
5:01-6:00	1
6:01-7:00	1
7:01+	0

### Total Offensive Yards/Game

Yards	No. Games	W/L
0-99	-	-
100-199	-	-
200-299	-	-
300-349	4	W, L, W, L
350-399	1	L
400-449	4	W, W, L, W
450-499	3	L, W, W
500-549	1	W
550-599	-	-
600+	-	-

### Turnover Chart

Opponent	Forced By Louisville					Forced By Opponent				
	Fum	Int	Tot	Pts Off	Margin	Fum	Int	Tot	Pts Off	Margin
Syracuse	0	0	0	0	-3	1	2	3	0	0
UCF	0	1	1	0	0	1	0	1	0	0
Florida State	0	2	2	0	-1	2	1	3	0	0
USF	1	2	3	0	2	1	0	1	0	0
Boston College	2	1	3	0	2	0	1	1	0	0
Virginia	1	2	3	0	1	0	2	2	0	0
Pitt	2	1	3	6	1	0	2	2	0	0
Wake Forest	4	4	8	21	7	1	0	1	7	7
James Madison	0	0	0	0	-1	1	0	1	0	0
Clemson	3	0	3	0	1	1	1	2	0	0
NC State	0	1	1	0	1	0	0	0	0	0
Kentucky	0	0	0	0	-3	1	2	2	0	0
Cincinnati	2	2	4	0	2	2	0	2	0	0
<b>Totals</b>	<b>15</b>	<b>16</b>	<b>31</b>	<b>27</b>	<b>+9</b>	<b>11</b>	<b>11</b>	<b>22</b>	<b>7</b>	<b>7</b>

### Game-By-Game Specialist Stats

#32 James Turner	Field Goals	Points After TD
Syracuse	0-0	1-1
UCF	2-3	2-2
Florida State	1-1	4-4
USF	2-2	5-5
Boston College	2-2	3-4
Virginia	2-2	4-4
Pitt	1-1	3-3
Wake Forest	2-3	6-6
James Madison	2-2	4-4
Clemson	1-1	1-1
NC State	4-4	1-1
Kentucky	0-0	1-1
Cincinnati	1-1	3-3
<b>Totals</b>	<b>20-22 (90.9%)</b>	<b>38-39 (97.4%)</b>

### Helmet-Jersey-Pants

Uniform combination W-L records since 2014 (when Louisville began using multiple helmet colors)



W-R-W:	13-4
W-W-W:	7-4
W-W-R:	3-5
W-R-R:	3-1



B-B-B:	8-5
B-W-W:	3-5
B-W-B:	3-4
B-R-B:	3-2
G-G-G:	0-1



R-W-W:	5-6
R-R-R:	4-4
R-R-W:	3-4
R-W-R:	2-4
R-B-R:	3-0
R-G-G:	1-0
R-B-B:	0-1
R-R-B:	0-1
R-W-B:	0-1

### Drive Superlatives

#### Most Plays on a Touchdown Drive

- 12 vs. Boston College
- Malik Cunningham 1-yard rushing touchdown
- 12 vs. Kentucky
- Malik Cunningham 6-yard rushing touchdown

#### Fewest Plays on a Touchdown Drive

- 1 vs. Wake Forest
- Malik Cunningham 9-yard rushing touchdown
- 1 vs. James Madison
- Tiyon Evans 71-yard rushing touchdown

#### Longest Touchdown Drive (Yards)

- 82 yards vs. South Florida
- Malik Cunningham 40-yard rushing touchdown
- 81 yards vs. South Florida
- Malik Cunningham 8-yard rushing touchdown

#### Shortest Touchdown Drive (Yards)

- 9 yards vs. Wake Forest
- Malik Cunningham 9-yard rushing touchdown
- 33 yards vs. Wake Forest
- Jaelin Carter 28-yard touchdown reception

#### Longest Touchdown Drive (Time)

- 6:09 vs. Boston College
- Malik Cunningham 1-yard rushing touchdown
- 5:03 vs. Kentucky
- Tyler Hudson 27-yard touchdown reception

#### Shortest Touchdown Drive (Time)

- 0:07 vs. Wake Forest
- Malik Cunningham 9-yard rushing touchdown
- 0:08 vs. Cincinnati
- Jawhar Jordan 49-yard rushing touchdown

### Redzone Chart

Opponent	No.	Louisville				Score%	Opponents			
		TD	Run/Pass	Fg	Score%		No.	TD	Fg	Score%
Syracuse	1	0	0/0	0	0.0	4	3	1	100.0	
UCF	4	1	1/0	2	75.0	4	2	0	50.0	
Florida State	6	4	3/1	1	83.0	7	4	0	57.0	
USF	5	2	2/0	2	80.0	1	0	1	100.0	
Boston College	5	4	3/1	1	100.0	4	1	2	75.0	
Virginia	4	2	2/0	2	100.0	2	1	0	50.0	
Pitt	1	1	0/1	0	100.0	3	1	1	75.0	
Wake Forest	5	2	2/0	1	60.0	6	3	0	50.0	
James Madison	4	2	0/2	2	100.0	2	1	1	100.0	
Clemson	3	2	1/1	1	100.0	3	2	1	100.0	
NC State	5	1	1/0	4	100.0	1	0	1	100.0	
Kentucky	2	1	1/0	0	50.0	5	2	3	100.0	
Cincinnati	3	1	0/1	0	33.3	1	1	0	100.0	
<b>Totals</b>	<b>48</b>	<b>23</b>	<b>16/7</b>	<b>16</b>	<b>81.3</b>	<b>43</b>	<b>21</b>	<b>11</b>	<b>74.4</b>	

### Punting

#49 Mark Vassett	Number-Avg./i20/50+
Syracuse	3-45.7/2/1
UCF	4-48.2/1/1
Florida State	5-46.4/4/2
USF	3-44.3/0/0
Boston College	4-47.0/0/2
Virginia	4-42.2/0/0
Pitt	6-42.8/2/0
Wake Forest	3-40.3/1/0
James Madison	3-45.0/0/0
Clemson	6-47.5/2/2
NC State	5-40.2/3/1
Kentucky	4-44.5/2/0
Cincinnati	2-46.0/2/1
<b>Totals</b>	<b>52-43.2/36/16</b>

MEDIA

PREVIEW

TEAM

COACHES

REVIEW

HONORS

PROS

RECORDS

UOFL





# Scoring Drives

## Louisville - Game Highs

Rushes	49	vs Cincinnati (N) (12/17/2022)
Yards Rushing	287	vs Cincinnati (N) (12/17/2022)
Yards Per Rush	6.2	South Florida (9/24/2022)
Touchdown Rushes	4	South Florida (9/24/2022)
Pass Attempts	37	at Clemson (11/12/2022)
Pass Completions	23	at Clemson (11/12/2022)
Yards Passing	275	at Virginia (10/8/2022)
Yards Per Pass	11.2	James Madison (11/5/2022)
TD Passes	3	James Madison (11/5/2022)
Total Plays	78	Florida State (9/16/2022)
Total Offense	542	South Florida (9/24/2022)
Yards Per Play	7.2	James Madison (11/5/2022)
Points	48	Wake Forest (10/29/2022)
Sacks By	8	Wake Forest (10/29/2022)
First Downs	28	South Florida (09/24/2022)
Penalties	12	at UCF (9/9/2022)
Penalty Yards	98	at UCF (9/9/2022)
Turnovers	4	vs Cincinnati (N) (12/17/2022)
Punts	6	Pittsburgh (10/22/2022)
	6	at Clemson (11/12/2022)
Punting Average	48.3	at UCF (9/9/2022)
Long Punt	68	at Clemson (11/12/2022)
Punts Inside 20	4	Florida State (9/16/2022)
Long Punt Return	30	at Kentucky (11/26/2022)

## Louisville - Individual Game Highs

Rushes	31	Maurice Turner vs Cincinnati (N) (12/17/2022)
Yards Rushing	160	Maurice Turner vs Cincinnati (N) (12/17/2022)
TD Rushes	3	Malik Cunningham at Boston College (10/1/2022)
	3	Malik Cunningham vs South Florida (9/24/2022)
Long Rush	71	Tiyon Evans vs James Madison (11/5/2022)
Pass Attempts	34	Malik Cunningham vs Florida State (9/16/2022)
Pass Completions	21	Malik Cunningham vs Florida State (9/16/2022)
Yards Passing	275	Brock Domann at Virginia (10/8/2022)
TD Passes	3	Malik Cunningham vs James Madison (11/5/2022)
Long Pass	55	Malik Cunningham vs Florida State (9/16/2022)
Receptions	11	Tyler Hudson at Clemson (11/12/2022)
Yards Receiving	163	Tyler Hudson at Clemson (11/12/2022)
TD Receptions	1	Several Times
Long Reception	55	Ahmari Huggins-Bruce vs Florida State (9/16/2022)
Punts	6	Mark Vassett at Clemson (11/12/2022)
	6	Mark Vassett vs Pittsburgh (10/22/2022)
Punting Average	48.3	Mark Vassett at UCF (9/9/2022)
Long Punt	68	Mark Vassett at Clemson (11/12/2022)
Punts Inside 20	4	Mark Vassett vs Florida State (9/16/2022)
Long Punt Return	30	Braden Smith at Kentucky (11/26/2022)
Long Kickoff Return	98	Jawhar Jordan vs NC State (11/19/2022)
Tackles	14	MoMo Sanogo at Clemson (11/12/2022)
Sacks	2.5	Yasir Abdullah vs NC State (11/19/2022)
Tackles for Loss	3	Yasir Abdullah vs NC State (11/19/2022)
	3	Monty Montgomery at Boston College (10/1/2022)
	3	YaYa Diaby vs Florida State (9/16/2022)
Interceptions	2	Quincy Riley vs Wake Forest (10/29/2022)

## Opponent - Game Highs

Rushes	46	Wake Forest (10/29/2022)
Yards Rushing	248	at Clemson (11/12/2022)
Yards Per Rush	5.5	at Clemson (11/12/2022)
Touchdown Rushes	3	at Clemson (11/12/2022)
Pass Attempts	44	Wake Forest (10/29/2022)
Pass Completions	26	Wake Forest (10/29/2022)
Yards Passing	313	at Virginia (10/8/2022)
Yards Per Pass	14.5	at Boston College (10/01/2022)
TD Passes	4	Florida State (9/16/2022)
Total Plays	90	Wake Forest (10/29/2022)
Total Offense	455	Florida State (9/16/2022)
Yards Per Play	7.9	at Boston College (10/1/2022)
Points	35	Florida State (9/16/2022)
Sacks By	4	at Kentucky (11/26/2022)
	4	at Clemson (11/12/2022)
First Downs	29	Wake Forest (10/29/2022)
Penalties	18	at Syracuse (9/3/2022)
Penalty Yards	111	at UCF (9/9/2022)
Turnovers	8	Wake Forest (10/29/2022)
Punts	8	at UCF (9/9/2022)
Punting Average	49.8	Wake Forest (10/29/2022)
Long Punt	65	James Madison (11/5/2022)
Punts Inside 20	3	South Florida (9/24/2022)
Long Punt Return	17	at Syracuse (9/03/2022)
	17	at UCF (9/9/2022)

## Opponent - Individual Game Highs

Rushes	28	Israel Abanikanda vs Pittsburgh (10/22/2022)
Yards Rushing	129	Israel Abanikanda vs Pittsburgh (10/22/2022)
TD Rushes	2	Isaiah Bowser at UCF (9/9/2022)
Long Rush	46	Treshaun Ward vs Florida State (9/16/2022)
Pass Attempts	35	Ben Finley vs NC State (11/19/2022)
	35	Sam Hartman vs Wake Forest (10/29/2022)
Pass Attempts	24	Brennan Armstrong at Virginia (10/8/2022)
Yards Passing	313	Brennan Armstrong at Virginia (10/8/2022)
TD Passes	3	Phil Jurkovec at Boston College (10/1/2022)
Long Pass	70	Will Levis at Kentucky (11/26/2022)
Receptions	10	Antonio Williams at Clemson (11/12/2022)
Yards Receiving	151	Zay Flowers at Boston College (10/1/2022)
TD Receptions	2	Zay Flowers at Boston College (10/1/2022)
	2	Johnny Wilson vs Florida State (9/16/2022)
Long Reception	70	Josh Kattus at Kentucky (11/26/2022)
Field Goals	4	Matt Ruffolo at Kentucky (11/26/2022)
Long Field Goals	47	Will Bettridge at Virginia (10/8/2022)
Punts	8	Andrew Osteen at UCF (9/9/2022)
Punting Average	51.0	Colin McCreary vs South Florida (9/24/2022)
Long Punt	65	Sam Clark vs James Madison (11/05/2022)
Punts Inside 20	3	Andrew Stokes vs South Florida (9/24/2022)
Long Punt Return	17	Xavier Townsend at UCF (9/9/2022)
	17	Trebor Pena at Syracuse (9/03/2022)
Long Kickoff Return	42	Brian Battie vs South Florida (9/24/2022)
Tackles	16	Ivan Pace Jr. vs Cincinnati (N) (12/17/2022)
Sacks	2	Barrett Carter at Clemson (11/12/2022)
Tackles for Loss	3.5	Barrett Carter at Clemson (11/12/2022)
Interceptions	1	Several Times

MEDIA

PREVIEW

TEAM

COACHES

REVIEW

HONORS

PROS

RECORDS

UOFL

## Turnovers By Game



Louisville: 30 Gained				
Type	QTR	Player	Play/Yds	Result
<b>UCF</b>				
Interception	4	Brownlee	3-6	Punt
<b>Florida State</b>				
Interception	2	Conner	3--6	Punt
Interception	2	Abdullah	3-3	Punt
<b>USF</b>				
Fumble	2	D. Jones	9-68	Touchdown
Interception	2	C. Jones	2-9	Fumble
Interception	2	Minkins	3-10	Half
<b>Boston College</b>				
Interception	1	Montgomery	3-(-4)	Punt
Fumble	1	Conner	5-14	Field Goal
Fumble	2	Diaby	2-17	Touchdown
<b>Virginia</b>				
Fumble	1	Minkins	5-25	Punt
Interception	2	Brownlee	11-63	Touchdown
Interception	3	Griffin	8-60	Touchdown
<b>Pittsburgh</b>				
Interception	1	Abdullah	3-7	Punt
Fumble	2	Sanogo	8-48	Downs
Interception	2	Griffin	5-15	Punt
Interception	3	Clark	-	Touchdown
<b>Wake Forest</b>				
Interception	3	Clark	-	Touchdown
Fumble	3	Reiger	4-9	Downs
Fumble	3	Sanogo	5-74	Touchdown
Interception	3	Montgomery	1-9	Touchdown
Fumble	3	Cloyd	2-33	Touchdown
Interception	3	Riley	-	Touchdown
Fumble	4	Gillotte	8-20	Downs
Interception	4	Riley	-	Fumble
<b>Clemson</b>				
Fumble	2	Diaby	6-17	Punt
Fumble	3	Jones	3-(-3)	Punt
Fumble	4	Sanogo	4-4	Downs
<b>NC State</b>				
Interception	4	Riley	-	Game
<b>Cincinnati</b>				
Fumble	1		3-(-11)	Fumble
Fumble	3		3-(-1)	Punt

Opponent: 23 Gained				
Type	QTR	Player	Play/Yds	Result
<b>Syracuse</b>				
Interception	3	Williams	7-29	Punt
Interception	3	McDonald	4-13	Touchdown
Fumble	4	Linton	7-25	Touchdown
<b>UCF</b>				
Fumble	2	Wilson	6-14	Punt
<b>Florida State</b>				
Fumble	2	McClendon	3-1	Interception
Fumble	2	Bethune	4-12	Interception
Interception	4	Knowles	1--3	Half
<b>USF</b>				
Fumble	2	Hill	2-1	Interception
<b>Boston College</b>				
Interception	1	Arnold	-	Game
<b>Virginia</b>				
Interception	1	Johnson	7-62	Touchdown
Interception	2	Clary	3-6	Interception
<b>Pittsburgh</b>				
Interception	3	Woods	9-28	Field Goal
<b>Wake Forest</b>				
Fumble	4	Claiborne	3-11	Touchdown
<b>James Madison</b>				
Fumble	3	Davis	4-(-5)	Missed FG
<b>Clemson</b>				
Fumble	3	Phillips	5-22	Fumble
Interception	4	Carter	6-22	Fumble
<b>Kentucky</b>				
Fumble	2	Weaver	4-(-5)	Field Goal
Interception	3	Wallace	3-16	Touchdown
Interception	4	Lovett	3-(-2)	Game
<b>Cincinnati</b>				
Fumble	1		6-29	Punt
Interception	4	Smith	3-(-1)	Punt
Interception	4	Hicks	5-49	Punt
Fumble	4	Mullaney	3-3	Punt

MEDIA

PREVIEW

TEAM

COACHES

REVIEW

HONORS

PROS

RECORDS

UOFL





## The Last Time

MEDIA

PREVIEW

TEAM

COACHES

REVIEW

HONORS

PROS

RECORDS

UOFL

**Rushing**

	Louisville	Opponent
Had 400 or more yards:	411, Syracuse, 2017	517, Kentucky, 2019
Had 300-399 yards:	384, Duke, 2021	362, Kentucky, 2021
Had 200-299 yards:	287, Cincinnati, 2022	248, Clemson, 2022
Had 51-100 yards:	96, Notre Dame, 2020	55, Cincinnati, 2022
Had 1-50 yards:	47, Boston College, 2018	6, Virginia, 2022
Had fewer than 0 yards:	-1, Pittsburgh, 2015	-14, Boston College, 2015
Had 70 or more rush attempts:	71, Wichita State, 1977	73, Army, 1991
Had 60-69 rush attempts:	66, Northern Illinois, 1996	61, Boston College, 2018
Had 50-59 rush attempts:	51, Kentucky, 2019	55, Air Force, 2021
Had seven or more rush touchdowns:	7, Florida State, 2016	7, Kentucky, 2021
Had six rush touchdowns:	6, Murray State, 2014	6, Kentucky, 2019
Had five rush touchdowns:	5, Syracuse, 2017	5, Virginia Tech, 2020
Had four rush touchdowns:	4, USF, 2022	4, Ole Miss, 2021

**Passing**

	Louisville	Opponent
Had 500 or more yards:	555, Syracuse, 2007	571, Kentucky, 1998
Had 400-499 yards:	428, Boston College, 2019	487, Virginia, 2021
Had 300-399 yards:	303, Duke, 2021	310, Wake Forest, 2022
Had 200-299 yards:	250, Clemson, 2022	214, NC State, 2022
Had fewer than 75 yards:	26, Tulsa, 1991	52, James Madison, 2022
Had 50 or more pass attempts:	54, Wake Forest, 2018	50, Duke, 2021
Had 40-49 pass attempts:	40, Florida State, 2021	42, NC State, 2022
Had 30-39 pass attempts:	37, Clemson, 2022	34, Virginia, 2022
Had 20 or fewer pass attempts:	20, James Madison, 2022	15, Cincinnati, 2022
Had 30 or more pass completions:	30, Wake Forest, 2016	33, Duke, 2021
Had 20-29 pass completions:	23, Clemson, 2022	20, Clemson, 2022
Had fewer than 10 pass completions:	9, Boston College, 2021	7, Cincinnati, 2022
Had six or more passing touchdowns:	8, Charlotte, 2018	6, Miami, 2019
Had five passing touchdowns:	5, Duke, 2021	5, Wake Forest, 2019
Had four passing touchdowns:	4, Syracuse, 2021	4, Florida State, 2022
Had three passing touchdowns:	3, James Madison, 2022	3, Boston College, 2022
Had zero passing touchdowns:	0, NC State, 2022	0, James Madison, 2022
Had seven passes intercepted:	7, Tennessee St., 1984	Never
Had six passes intercepted:	6, Florida State, 1991	6, Army, 1983
Had five passes intercepted:	5, SMU, 1984	5, Houston, 2000
Had four passes intercepted:	4, Mississippi State, 2017	4, Wake Forest, 2022
Had three passes intercepted:	3, Virginia Tech, 2020	3, Purdue, 2017
Did not throw an interception:	0, NC State, 2022	0, Cincinnati, 2022
Completed passes to 10 or more players:	11, USF, 2022	12, Wake Forest, 2022
Completed passes to nine players:	9, Boston College, 2022	9, Clemson, 2022
Completed passes to eight players:	8, Wake Forest, 2022	8, Florida State, 2022

**Total Offense**

	Louisville	Opponent
Had 700 or more yards:	727, Syracuse, 2017	801, Kentucky, 1998
Had 600-699 yards:	687, Duke, 2021	668, Wake Forest, 2019
Had 500-599 yards:	542, USF, 2022	511, Kentucky, 2021
Had 400-499 yards:	419, Cincinnati, 2022	439, Clemson, 2022
Had fewer than 100 yards:	13, Arizona State, 1992	80, Murray State, 2017
Ran 85 or more plays:	85, Miami, 2020	90, Wake Forest, 2022
Ran 55 or fewer plays:	54, Syracuse, 2022	53, Cincinnati, 2022

**Scoring**

	Louisville	Opponent
Scored 80 or more points:	100, Washington (Tenn.), 1913	105, Murray State, 1932
Scored 70-79 points:	70, Charlotte, 2016	77, Clemson, 2018
Scored 60-69 points:	62, Duke, 2021	66, Georgia Tech, 2018
Scored 50-59 points:	56, Syracuse, 2019	52, Kentucky, 2021
Scored 40-49 points:	48, Wake Forest, 2022	43, Ole Miss, 2021
Scored 30-39 points:	34, James Madison, 2022	31, Clemson, 2022
Scored 0 points:	0, Florida State, 2000	0, Syracuse, 2020
Won by 45 points or more:	46, Syracuse, 2017	46, Kentucky, 2018
Won by 30-44 points:	38, USF, 2022	31, Kentucky, 2021
Won by 20-29 points:	24, James Madison, 2022	24, Syracuse, 2022
Scored on first drive of game:	James Madison, 2022	Clemson, 2022
Recorded a safety:	Syracuse, 2014	Florida State, 2020
Recorded two or more safeties:	Syracuse, 2014	Florida State, 1979
Scored on a blocked field goal:	West Virginia, 2011	Never
Scored on first offensive play of game:	Virginia, 2021	Western Kentucky, 2020

**Turnovers**

	Louisville	Opponent
Lost eight or more turnovers:	9, Southern Miss, 1982	8, Wake Forest, 2022
Lost seven turnovers:	South Florida, 2007	NC State, 1994
Lost six turnovers:	Southern Miss, 1996	Houston, 2000
Lost five turnovers:	West Virginia, 2008	Clemson, 2016
Lost four turnovers:	Cincinnati, 2022	Pitt, 2022
Lost four or more fumbles:	4, Southern Miss, 2002	4, Wake Forest, 2022
Threw four or more interceptions:	4, Mississippi State, 2017	4, Wake Forest, 2022
Did not commit a turnover:	NC State, 2022	Kentucky, 2022
Lost a game and did not commit a turnover:	Air Force, 2021	James Madison, 2022
Two turnovers returned for TD:	Wake Forest, 2022	Kentucky, 2014
Two interceptions returned for TD:	Wake Forest, 2022	East Carolina, 1997
Two fumbles returned for TD:	Tennessee Tech, 2008	Kentucky, 2008

**Defense**

	Louisville	Opponent
Recorded 10 or more sacks:	10, Grambling, 2000	11, Houston, 2016
Recorded nine sacks:	Rutgers, 2010	TCU, 2001
Recorded eight sacks:	Wake Forest, 2022	Louisiana State, 2006
Recorded seven sacks:	Cincinnati, 2022	Pitt, 2020
Recorded six sacks:	Florida State, 2021	Kentucky, 2019
Recorded five sacks:	NC State, 2022	Clemson, 2019
Recorded 10 or more TFL:	10, Cincinnati, 2022	10, James Madison, 2022
Broke up 10 or more passes:	12, Florida State, 2020	10, Wake Forest, 2017

**Special Teams**

	Louisville	Opponent
Returned a punt for TD:	Eastern Kentucky, 2021	Clemson, 2014
Returned a blocked punt for TD:	Connecticut, 2013	Boston College, 2018
Blocked punt for a safety:	Texas Christian, 2002	Rutgers, 2005
Returned a kickoff for TD:	NC State, 2022	Alabama, 2018
Blocked a punt:	Wake Forest, 2018	Duke, 2021
Punted 10 or more times:	10, Boston College, 2018	11, Indiana State, 2018
Did not record a punt:	Kentucky, 2017	Kentucky, 2018
Blocked a field goal:	Western Kentucky, 2018	Syracuse, 2018
Blocked a PAT:	Georgia Tech, 2020	Boston College, 2022
Recovered an onside kick:	Miami, 2020	Virginia, 2019
Made five or more field goals:	Never	5, Tulane, 1997
Made four field goals:	NC State, 2022	Kentucky, 2022
Scored via offense, defense & special teams:	Connecticut, 2013	Alabama, 2018

**Miscellaneous**

	Louisville	Opponent
Had 30 or more first downs:	31, Wake Forest, 2018	31, Ole Miss, 2021
Had 10 or fewer first downs:	10, Pittsburgh, 2020	9, James Madison, 2022
Had 20 or more penalties:	Never	Never
Had 15-19 penalties:	17, Syracuse, 2018	18, Syracuse, 2022
Had 100 or more penalty yards:	121, Miami, 2019	111, UCF, 2022
Had fewer than 25 penalty yards:	20, Cincinnati, 2022	15, Wake Forest, 2022
Had zero penalties:	Wake Forest, 2017	Pittsburgh, 2011
Had 35+ minutes of possession:	35:52, Mississippi, 2021	35:26, Air Force, 2021
Scoring drive of 15 or more plays:	15 (TD), Florida State, 2021	17 (FG), Air Force, 2021
Scoring drive of 99 yards:	Kentucky, 2017	NC State, 2018

**Individual****Rushing**

Rushed 30 or more times:	31, Maurice Turner vs. Cincinnati, 2022
Rushed for 300 or more yards:	Never
Rushed for 200-299 yards:	224, Malik Cunningham at Duke, 2021
Rushed for 150-199 yards:	160, Maurice Turner vs. Cincinnati, 2022
Quarterback rushed for 100 or more yards:	113, Malik Cunningham vs. USEF, 2022
Quarterback rushed for a TD of 50 or more yards:	72, Malik Cunningham at Duke, 2021
Had four or more rushing touchdowns:	4, Lamar Jackson vs. Florida State, 2016
Had three rushing touchdowns:	Malik Cunningham at Boston College, 2022
Had a run of 80 or more yards:	90, Javian Hawkins vs. Virginia Tech, 2020
Had a run of 70-79 yards:	71, Tiyon Evans vs. James Madison, 2022
Had two or more players with 100+ rush yards:	Maurice Turner (160) and Jawhar Jordan (115) vs. Cincinnati, 2022
Had two players with 150+ rush yards:	Lamar Jackson (199) and Brandon Radcliff (156) at Syracuse, 2016

MEDIA

PREVIEW

TEAM

COACHES

REVIEW

HONORS

PROS

RECORDS

UOFL





# The Last Time

MEDIA

PREVIEW

TEAM

COACHES

REVIEW

HONORS

PROS

RECORDS

UOFL

## Passing

Passed for 400 or more yards:	417, Lamar Jackson at Marshall, 2016
Passed for 300-399 yards:	303, Malik Cunningham at Duke, 2021
Attempted 45 or more passes:	54, Jawon Pass vs. Wake Forest, 2018
Completed 40 or more passes:	45, Brian Brohm vs. Syracuse, 2007
Completed 30-39 passes:	30, Jawon Pass vs. Wake Forest, 2018
Threw five or more touchdown passes:	5, Malik Cunningham at Duke, 2021
Threw four touchdown passes:	4, Malik Cunningham vs. Syracuse, 2021
Threw five or more interceptions:	6, Erik Watts vs. Florida State, 1991
Threw four interceptions:	Lamar Jackson vs. Mississippi State, 2017
Completed a pass of 75 or more yards:	76, Malik Cunningham at NC State, 2021
Completed a pass to 10 or more receivers:	10, Malik Cunningham vs. Kentucky, 2021

## Receiving

Caught 15 or more passes:	15, Arnold Jackson at Cincinnati, 1999
Had 200 or more receiving yards:	214, DeVante Parker vs. Florida State, 2014
Caught three touchdowns:	3, Tutu Atwell vs. Western Kentucky, 2019
Had two players with 100+ yards receiving:	Dez Fitzpatrick (110) and Braden Smith (110) vs. Western Kentucky, 2020
Had three players with 100+ yards receiving:	Tutu Atwell (110), Seth Dawkins (170) and Dez Fitzpatrick (100) vs. Mississippi State, 2019

## Total Offense

Had 500 or more yards:	527, Malik Cunningham at Duke, 2021
Had 400-499 yards:	429, Malik Cunningham at Boston College, 2020
Quarterback had 100 yards or more passing and rushing:	Malik Cunningham vs. USF, 2022

## Defense

Intercepted three or more passes:	3, Gerod Holliman at Boston College, 2014
Intercepted two passes:	Quincy Riley vs. Wake Forest, 2022
Recovered two or more fumbles:	2, Chucky Williams at Clemson, 2016
Forced two or more fumbles:	2, Yasir Abdullah at Clemson, 2022
Recorded four or more sacks:	4, Rodney Gnat vs. Eastern Kentucky, 2010
Recorded three sacks:	James Hearn vs. Virginia, 2016
Recorded 15 or more tackles:	15, Qwynnterio Cole vs. Kentucky, 2021
Returned an interception for a touchdown:	Quincy Riley & Kei'Trel Clark vs. Wake Forest, 2022
Returned a fumble for a touchdown:	Kei'Trel Clark vs. Pitt, 2022
Recorded 4.5 or more tackles for loss in a game:	4.5, Devonte' Fields at Kentucky, 2015

## Special Teams


Scored 13 or more points kicking:	13, James Turner vs. NC State, 2022
Made four or more field goals:	4, James Turner vs. NC State, 2022
Made two field goals of 50 or more yards:	Never
Made a field goal of 60 or more yards:	Never
Had a punt of 70 or more yards:	73, Mark Vassett at Florida State, 2021
Had a punt of 60-69 yards:	68, Mark Vassett at Clemson, 2022
Punted nine or more times:	9, Mason King at Boston College, 2018
Had 100 or more kick return yards:	111, Jawhar Jordan at Syracuse, 2022
Had a kickoff return for a TD:	Jawhar Jordan vs. NC State, 2022
Had 100 or more punt return yards:	130, Jaire Alexander vs. Florida State, 2016
Had a punt return for a TD:	Braden Smith vs. Eastern Kentucky, 2021
Blocked a punt:	Yasir Abdullah vs. Wake Forest, 2018
Blocked a field goal:	Jared Goldwire vs. Western Kentucky, 2018
Returned a blocked field goal for touchdown:	Andrew Johnson at West Virginia, 2011
Blocked a PAT:	Jared Goldwire at Georgia Tech, 2020



LAMAR JACKSON



DEVANTE PARKER



TUTU ATWELL



MALIK CUNNINGHAM

# Games Started/Games Played



Player	Games Started						Total	Games Played						Total
	2022	2021	2020	2019	2018	2017		2022	2021	2020	2019	2018	2017	
Caleb Chandler	13	14	11	13	3	0	54	13	13	11	13	5	2	57
Malik Cunningham	9	13	11	11	3	0	47	10	13	11	12	10	0	56
Marshon Ford	11	13	10	13	0	0	47	13	13	10	13	1	0	50
Chandler Jones	1	11	6	13	4	0	35	11	13	10	13	11	0	58
Yasir Abdullah	13	13	7	8	0	0	41	13	13	11	13	11	0	61
Dee Wiggins	3	0	11	5	3	0	22	3	4	11	12	13	0	43
Adonis Boone	7	9	11	2	0	0	29	12	12	11	10	3	0	48
Renato Brown	13	12	9	0	0	0	34	13	12	11	3	0	0	39
Tyler Hudson	12	11	9	0	1	0	33	12	11	9	13	0	0	45
YaYa Diaby	13	12	7	0	0	0	32	13	13	8	0	0	0	34
Momo Sanogo	13	0	6	1	12	0	32	13	13	10	2	12	11	61
Kei'Trel Clark	12	6	9	0	0	0	27	12	8	10	0	0	0	30
Jarvis Brownlee	13	11	4	0	0	0	28	13	12	8	4	0	0	37
Trevor Reid	11	13	0	0	0	0	24	12	13	8	0	0	0	33
Kenderick Duncan	5	12	0	0	0	0	17	9	12	0	0	0	0	21
Quincy Riley	2	7	5	0	0	0	14	12	9	6	3	0	0	30
Jermayne Lole	0	0	4	12	0	0	16	1	0	4	12	0	0	17
Ramon Puryear	1	5	3	0	0	0	9	13	12	10	3	0	0	38
Monty Montgomery	12	3	2	1	0	0	18	13	4	10	13	0	0	40
Bryan Hudson	13	5	0	0	0	0	18	13	9	0	0	0	0	22
Dorian Jones	1	6	0	0	0	0	7	13	12	10	1	0	0	36
Braden Smith	8	4	1	0	0	0	23	12	4	11	0	0	0	27
Ashton Gillotte	12	4	0	0	0	0	16	13	13	0	0	0	0	26
Dez Melton	0	3	0	0	0	0	3	11	11	7	1	0	0	30
Jaylin Alderman	0	3	0	0	0	0	3	1	13	0	0	0	0	14
Isaac Martin	4	0	2	0	0	0	6	12	11	11	12	0	0	46
Dezmond Tell	13	1	1	0	0	0	15	13	9	6	0	0	0	28
Trey Franklin	1	2	0	0	0	0	3	8	12	0	0	0	0	20
Josh Minkins	13	1	0	0	0	0	14	13	11	6	0	0	0	30
K.J. Cloyd	0	1	0	0	0	0	1	11	13	11	0	0	0	36
Marvin Dallas	0	1	0	0	0	0	1	13	13	5	0	0	0	31
Francis Sherman	2	1	1	0	0	0	4	13	9	7	0	0	0	29
A. Huggins-Bruce	7	1	0	0	0	0	8	12	12	0	0	0	0	24
Michael Gonzalez	5	1	0	0	0	0	6	12	8	0	0	0	0	20
Joshua Black	0	0	1	0	0	0	1	2	0	1	3	0	0	6
Drew Brenowitz	0	1	0	0	0	0	1	5	4	0	0	0	0	9
Austin Collins	0	0	1	0	0	0	1	5	1	1	0	0	0	7
Emmanuel Sowders	1	0	0	0	0	0	1	2	0	0	0	0	0	2
James Turner	0	0	0	0	0	0	0	13	13	11	6	0	0	42
Brock Travelstead	0	0	0	0	0	0	0	13	13	11	0	0	0	37
Allen Smith	0	0	0	0	0	0	0	9	11	3	0	0	0	23
Evan Conley	0	0	0	0	0	0	0	1	5	3	7	0	0	16
Duane Martin	0	0	0	0	0	0	0	13	12	3	0	0	0	28
Zach Edwards	0	0	0	0	0	0	0	7	3	7	3	0	0	20
Mark Vassett	0	0	0	0	0	0	0	13	13	0	0	0	0	26
Brady Hodges	0	0	0	0	0	0	0	13	12	0	0	0	0	25
Josh Lifson	0	0	0	0	0	0	0	12	6	5	0	0	0	23
Henry Bryant	0	0	0	0	0	0	0	2	9	1	0	0	0	12
Mason Reiger	0	0	0	0	0	0	0	13	9	0	0	0	0	22
Kameron Wilson	0	0	0	0	0	0	0	6	4	5	0	0	0	15
Luke Kandra	3	0	0	0	0	0	3	8	8	0	0	0	0	16
Jared Dawson	0	0	0	0	0	0	0	11	5	1	0	0	0	17
Victoine Brown	0	0	0	0	0	0	0	0	4	0	0	0	0	4
Ryheem Craig	0	0	0	0	0	0	0	3	4	0	0	0	0	7
Jawhar Jordan	6	0	0	0	0	0	6	13	4	0	0	0	0	17
Benjamin Perry	10	0	0	0	0	0	10	12	4	0	0	0	0	16
Jaelin Carter	2	0	0	0	0	0	2	10	3	0	0	0	0	13
Elijah Downing	0	0	0	0	0	0	0	4	2	0	0	0	0	6
Jackson Hamilton	0	0	0	0	0	0	0	11	2	0	0	0	0	13
Darrian Bell	0	0	0	0	0	0	0	3	1	0	0	0	0	4
Brock Domann	4	0	0	0	0	0	4	10	1	0	0	0	0	11
Derrick Edwards	0	0	0	0	0	0	0	1	1	0	0	0	0	2
T.J. Quinn	0	0	0	0	0	0	0	12	1	0	0	0	0	13
Jack Reiger	0	0	0	0	0	0	0	6	0	0	0	0	1	7
R.J. Sorensen	0	0	0	0	0	0	0	2	0	0	0	0	2	2
Shai Kochav	0	0	0	0	0	0	0	13	0	0	0	0	0	13
Tawfiq Thomas	0	0	0	0	0	0	0	12	0	0	0	0	0	12
Maurice Turner	0	0	0	0	0	0	0	8	0	0	0	0	0	8
MJ Griffin	7	0	0	0	0	0	7	11	0	0	0	0	0	11
Nate McElroy	0	0	0	0	0	0	0	1	0	0	0	0	0	1
Tiyon Evans	2	0	0	0	0	0	2	5	0	0	0	0	0	5
D'Angelo Hutchinson	0	0	0	0	0	0	0	8	0	0	0	0	0	8
Chris Bell	1	0	0	0	0	0	1	8	0	0	0	0	0	8
Popeye Williams	0	0	0	0	0	0	0	4	0	0	0	0	0	4
Selah Brown	0	0	0	0	0	0	0	2	0	0	0	0	0	2
Bradley West	0	0	0	0	0	0	0	1	0	0	0	0	0	1
Aaron Gunn	0	0	0	0	0	0	0	1	0	0	0	0	0	1
Travis Taylor	0	0	0	0	0	0	0	1	0	0	0	0	0	1
Christian Henry	0	0	0	0	0	0	0	1	0	0	0	0	0	1
Nate Kurisky	0	0	0	0	0	0	0	1	0	0	0	0	0	1
Jatavian Churchill	0	0	0	0	0	0	0	1	0	0	0	0	0	1
Grant Goodman	0	0	0	0	0	0	0	1	0	0	0	0	0	1
Jeremiah Caldwell	0	0	0	0	0	0	0	1	0	0	0	0	0	1

MEDIA  
PREVIEW  
TEAM  
COACHES  
REVIEW  
HONORS  
PROS  
RECORDS  
UOFL





# Participation

MEDIA

PREVIEW

TEAM

COACHES

REVIEW

HONORS

PROS

RECORDS

UOFL

Name	Jersey #	GP	SU	UCF	FSU	USF	BC	UVA	PITT	WF	JMU	CU	NCST	UK	CINCY
Edwards, Derrick	0	2	1	-	-	-	-	-	-	-	-	-	-	-	-
Hudson, Tyler	0	12	1	1	1	1	1	1	1	1	1	1	1	1	1
Sanogo, Momo	1	13	1	1	1	1	1	1	1	1	1	1	1	1	1
Jones, Chandler	2	13	1	1	1	1	1	1	1	1	1	1	1	1	1
Wiggins, Dee	2	3	1	1	1	-	-	-	-	-	-	-	-	-	-
Cunningham, Malik	3	10	1	1	1	1	1	1	1	1	1	1	1	1	-
Riley, Quincy	3	13	1	1	1	1	1	1	1	1	1	1	1	1	1
Smith, Braden	4	13	1	1	1	1	1	1	1	1	1	1	1	1	1
Ford, Marshon	5	13	1	1	1	1	1	1	1	1	1	1	1	1	1
Minkins, Josh	5	13	1	1	1	1	1	1	1	1	1	1	1	1	1
Conley, Evan	6	1	-	-	-	-	-	-	-	-	-	-	-	-	-
Diaby, Yaya	6	13	1	1	1	1	1	1	1	1	1	1	1	1	1
Evans, Tiyon	7	8	1	1	-	1	1	-	-	1	1	1	1	-	-
Montgomery, Monty	7	13	1	1	1	1	1	1	1	1	1	1	1	1	1
Gillotte, Ashton	9	12	1	1	1	-	1	1	1	1	1	1	1	1	1
Huggins-Bruce	9	12	1	1	1	1	1	1	1	1	1	1	1	1	1
Perry, Benjamin	10	13	1	1	1	1	1	1	1	1	1	1	1	1	1
Johnson, Josh	11	4	1	1	1	1	-	-	-	-	-	-	-	-	-
Jones, Dorian	11	12	1	1	1	1	1	1	1	1	1	1	1	1	-
Brownlee, Jarvis	12	13	1	1	1	1	1	1	1	1	1	1	1	1	1
Clark, Kei'Trel	13	12	1	1	1	1	1	1	1	1	1	1	1	1	-
Dallas, Marvin	14	13	1	1	1	1	1	1	1	1	1	1	1	1	1
Mitchell, Jalen	15	5	1	1	-	-	-	-	1	1	1	-	-	-	-
Wilson, Kameron	15	10	1	1	1	1	-	1	1	1	1	1	-	-	1
Hamilton, Jackson	17	13	1	1	1	1	1	1	1	1	1	1	1	1	1
McElroy, Nathan	17	1	-	-	-	1	-	-	-	-	-	-	-	-	-
Conner, Rance	18	6	1	1	1	1	1	1	-	-	-	-	-	-	-
West, Bradley	18	3	-	-	-	1	-	-	-	1	1	-	-	-	-
Domann, Brock	19	10	-	-	-	1	1	1	1	1	1	1	1	1	1
Williams, Popeye	19	6	-	-	-	1	-	1	1	-	1	-	1	-	1
Brown, Victoine	20	1	-	-	-	-	-	-	-	-	-	-	-	-	1
Turner, Maurice	20	8	-	-	1	1	1	1	-	-	-	1	1	1	1
Harper, Nicario	21	5	1	1	1	1	1	-	-	-	-	-	-	-	-
Abdullah, Yassir	22	13	1	1	1	1	1	1	1	1	1	1	1	1	1
Cloyd, KJ	23	12	1	1	1	1	1	1	1	1	1	1	1	1	1
Cooley, Trevion	23	6	-	-	-	1	1	1	1	1	-	-	-	-	-
Hutchinson, D'Angelo	25	10	-	-	-	1	1	1	1	1	1	1	1	1	1
Jordan, Jawhar	25	13	1	1	1	1	1	1	1	1	1	1	1	1	1
Griffin, MJ	26	13	1	1	1	1	1	1	1	1	1	1	1	1	1
Duncan, Kenderick	27	9	1	1	1	1	1	-	-	-	1	-	1	1	1
Franklin, Trey	28	9	-	-	1	1	1	1	1	1	1	1	-	-	1
Hamilton, Jeremy	29	2	-	-	-	1	-	-	-	-	-	-	-	-	1
Goodman, Grant	30	3	-	-	-	1	-	-	-	1	-	-	-	-	1
Edwards, Zach	31	10	1	-	1	1	1	1	1	1	1	-	1	-	1
Craig, Ryheem	32	6	-	-	-	1	-	1	1	1	1	-	1	-	1
Turner, James	32	13	1	1	1	1	1	1	1	1	1	1	1	1	1
Caldwell, Jeremiah	33	1	-	-	-	-	-	-	-	-	-	-	-	-	1
Agyen, Mario	33	-	-	-	-	-	-	-	-	-	-	-	-	-	1
Quinn, TJ	34	13	1	1	1	1	1	1	1	1	1	1	1	1	1
Churchill, Jatavian	36	4	-	-	-	-	-	-	-	1	1	-	1	-	1
Holland, Austin	37	1	-	-	-	-	-	-	-	-	1	-	-	-	-
Martens, Daniel	39	1	-	-	-	-	-	-	-	-	-	-	-	-	1
Travelstead, Brock	40	12	1	1	1	1	1	1	1	1	1	1	1	1	-
Martin, Isaac	41	13	1	1	1	1	1	1	1	1	1	1	1	1	1
Puryear Jr., Ramon	41	13	1	1	1	1	1	1	1	1	1	1	1	1	1
Lifson, Josh	42	13	1	1	1	1	1	1	1	1	1	1	1	1	1
Smith, Allen	42	13	1	1	1	1	1	1	1	1	1	1	1	1	1
Reiger, Jack	43	7	1	1	1	-	-	-	-	-	-	1	1	1	1
Brown, Selah	44	4	-	-	-	1	-	-	1	1	-	-	-	-	1
Sherman, Francis	44	13	1	1	1	1	1	1	1	1	1	1	1	1	1
Martin, Duane	45	13	1	1	1	1	1	1	1	1	1	1	1	1	1
Bell, Darrian	46	4	-	-	-	1	-	-	-	1	-	-	-	-	1
Kochav, Shai	48	13	1	1	1	1	1	1	1	1	1	1	1	1	1
Saunders, Dakadrien	48	1	-	-	-	-	-	-	-	-	-	-	-	-	1
Vasset, Mark	49	13	1	1	1	1	1	1	1	1	1	1	1	1	1
Collins, Austin	51	7	-	-	-	1	-	-	1	1	1	1	1	-	1
Banks, Caleb	54	9	1	1	1	1	1	1	1	1	1	1	1	-	-
Chandler, Caleb	55	13	1	1	1	1	1	1	1	1	1	1	1	1	1
Brown, Renato	56	13	1	1	1	1	1	1	1	1	1	1	1	1	1
Hudson, Bryan	61	13	1	1	1	1	1	1	1	1	1	1	1	1	1
Kandra, Luke	67	8	1	1	1	1	1	1	1	-	-	-	-	1	-
Gonzalez, Michael	68	13	1	1	1	1	1	1	1	1	1	1	1	1	1
Reid, Trevor	70	12	1	1	1	1	1	1	1	1	1	1	1	1	1
Black, Joshua	71	3	-	-	-	1	-	-	-	1	1	-	-	-	-
Sowers, Emmanuel	72	3	-	-	-	1	-	-	-	1	-	-	-	-	-
Boone, Adonis	74	13	1	1	1	1	1	1	1	1	1	1	1	1	1
Gunn, Aaron	75	1	-	-	-	-	-	-	-	1	-	-	-	-	-
Taylor, Travis	76	3	-	-	-	1	-	-	-	-	1	-	-	-	-
Gueye, Makhete	79	4	-	-	-	-	-	-	-	-	1	1	1	1	-
Bell, Chris	80	10	-	-	-	1	1	1	1	1	1	1	1	1	1
Melton, Desmond	84	13	1	1	1	1	1	1	1	1	1	1	1	1	1
Kurisky, Nate	85	2	-	-	-	1	-	-	-	1	-	-	-	-	-
Downing, Elijah	86	5	-	-	-	1	-	1	-	1	1	-	-	-	1
Moore, Iye	87	1	-	-	-	-	-	-	-	-	1	-	-	-	-
Carter, Jaelin	88	10	1	-	-	1	1	1	1	1	1	-	1	1	1
Reale, Gage	89	2	-	-	-	-	-	-	-	1	1	-	-	-	-
Lole, Jermayne	90	1	1	-	-	-	-	-	-	-	-	-	-	-	-
Thomas, Tawfiq	91	12	1	-	1	1	1	1	1	1	1	1	1	1	1
Bryant, Henry	92	2	-	-	-	1	-	-	-	1	-	-	-	-	-
Dawson, Jared	93	12	1	1	1	1	1	1	1	1	1	1	1	-	1
Hodges, Brady	93	13	1	1	1	1	1	1	1	1	1	1	1	1	1
Reiger, Mason	95	13	1	1	1	1	1	1	1	1	1	1	1	1	1
Tell, Desmond	99	13	1	1	1	1	1	1	1	1	1	1	1	1	1



## 2022 Atlantic Coast Conference Standings

## Atlantic

Clemson	8-0	285-153	1.000	11-3	465-292	.786	6-1	4-1	1-1	L1	6-0
Florida State	5-3	269-151	.625	10-3	469-268	.769	5-2	4-1	1-0	W6	3-3
Louisville	4-4	218-189	.500	8-5	350-249	.615	5-1	2-4	1-0	W1	2-4
NC State	4-4	160-186	.500	8-5	316-249	.615	6-1	2-3	0-1	L1	2-4
Syracuse	4-4	177-188	.500	7-6	360-300	.538	5-2	2-3	0-1	L1	3-3
Wake Forest	3-5	271-270	.375	8-5	469-368	.615	5-2	2-3	1-0	W1	3-3
Boston College	2-6	151-268	.250	3-9	213-364	.250	2-4	1-5	0-0	L2	2-4

## Coastal

North Carolina	6-2	259-206	.750	9-5	482-431	.643	3-3	6-0	0-2	L4	5-1
Duke	5-3	260-196	.625	9-4	427-287	.692	5-1	3-3	1-0	W2	3-3
Pitt	5-3	226-179	.625	9-4	407-316	.692	5-2	3-2	1-0	W5	4-2
Georgia Tech	4-4	147-218	.500	5-7	206-341	.417	2-4	3-3	0-0	L1	4-2
Miami	3-5	143-239	.375	5-7	283-321	.417	2-5	3-2	0-0	L2	3-3
Virginia	1-6	117-185	.143	3-7	170-240	.300	2-4	1-3	0-0	L3	1-4
Virginia Tech	1-6	135-190	.143	3-8	212-272	.273	2-3	1-5	0-0	W1	0-5

## 2022 All-ACC Football Teams

**FIRST-TEAM ALL-ACC  
Offense**

QB - Drake Maye, North Carolina, 177  
 RB - Israel Abanikanda, Pitt, 187  
 RB - Will Shipley, Clemson, 164  
 WR - Zay Flowers, Boston College, 184  
 WR - Josh Downs, North Carolina, 184  
 WR - A.T. Perry, Wake Forest, 167  
 TE - Oronde Gadsden II, Syracuse, 127  
 AP - Will Shipley, Clemson, 166  
 OT - Jordan McFadden, Clemson, 159  
 OT - Graham Barton, Duke, 132  
 OG - Dillan Gibbons, Florida State, 131  
 OG - Chandler Zavala, NC State, 119 (tie)  
 OG - Marcus Minor, Pitt, 119 (tie)  
 C - Grant Gibson, NC State, 132

**Defense**

DE - Jared Verse, Florida State, 163  
 DE - Myles Murphy, Clemson, 112  
 DT - Calijah Kancey, Pitt, 160  
 DT - Tyler Davis, Clemson, 116  
 LB - Cedric Gray, North Carolina, 128  
 LB - Yasir Abdullah, Louisville, 116  
 LB - SirVocea Dennis, Pitt, 116  
 CB - Aydan White, NC State, 117  
 CB - Anthony Johnson, Virginia, 84  
 S - Kam Kinchens, Miami, 139  
 S - Jammie Robinson, Florida State, 129

**Specialists**

PK - Christopher Dunn, NC State, 177  
 P - Lou Hedley, Miami, 133  
 SP - Will Shipley, Clemson, 131

**SECOND-TEAM ALL-ACC  
Offense**

QB - Jordan Travis, Florida State, 98  
 RB - Sean Tucker, Syracuse, 140  
 RB - Trey Benson, Florida State, 137  
 WR - Jared Wayne, Pitt, 114  
 WR - Tyler Hudson, Louisville, 109  
 WR - Johnny Wilson, Florida State, 81  
 TE - Will Mallory, Miami, 94  
 AP - Josh Downs, North Carolina, 81  
 OT - Matthew Bergeron, Syracuse, 114  
 OT - Robert Scott, Florida State, 69  
 OG - Sean Maginn, Wake Forest, 88  
 OG - Caleb Chandler, Louisville, 81  
 C - Bryan Hudson, Louisville, 57

**Defense**

DE - K.J. Henry, Clemson, 80  
 DE - Donovan Ezeiruaku, Boston College, 75  
 DT - DeWayne Carter, Duke, 95  
 DT - Bryan Bresee, Clemson, 61  
 LB - Drake Thomas, NC State, 108  
 LB - Nick Jackson, Virginia, 75  
 LB - Ayinde Eley, Georgia Tech, 70  
 CB - Fentrell Cypress, Virginia, 69

CB - Storm Duck, North Carolina, 65  
 S - Tanner Ingle, NC State, 91  
 S - Erick Hallett II, Pitt, 83

**Specialists**

PK - B.T. Potter, Clemson, 86  
 P - Daniel Sparks, Virginia, 97  
 SP - M.J. Devonshire, Pitt, 89

**THIRD-TEAM ALL-ACC  
Offense**

QB - Sam Hartman, Wake Forest, 82  
 RB - Henry Parrish, Jr., Miami, 49  
 RB - Justice Ellison, Wake Forest, 38  
 WR - Jalon Calhoun, Duke, 68  
 WR - Antoine Green, North Carolina, 56  
 WR - Keytaon Thompson, Virginia, 50  
 TE - Davis Allen, Clemson, 52  
 AP - Sean Tucker, Syracuse, 64  
 OT - Matt Goncalves, Pitt, 66  
 OT - Asim Richards, North Carolina, 62  
 OG - D'Mitri Emmanuel, Florida State, 57  
 OG - Jake Kradel, Pitt, 50  
 C - Will Putnam, Clemson, 51

**Defense**

DE - Yaya Diaby, Louisville, 65  
 DE - Keion White, Georgia Tech, 44  
 DT - Kobie Turner, Wake Forest, 53  
 DT - Cory Durden, NC State, 44  
 LB - Charlie Thomas, Georgia Tech, 63  
 LB - Trenton Simpson, Clemson, 58  
 LB - Mikel Jones, Syracuse, 55  
 CB - Kei'Trel Clark, Louisville, 64  
 CB - Tyrique Stevenson, Miami, 42  
 S - Darius Joiner, Duke, 63  
 S - LaMiles Brooks, Georgia Tech, 47

**Specialists**

PK - James Turner, Louisville, 72  
 P - Ben Kiernan, North Carolina, 53  
 SP - Jalon Calhoun, Duke, 74

**Honorable-Mention All-ACC**

QB - Riley Leonard, Duke, 22  
 RB - Treshaun Ward, Florida State, 31  
 RB - Tiyon Evans, Louisville, 30  
 WR - Thayer Thomas, NC State, 43  
 WR - Nate McCollum, Georgia Tech, 37  
 WR - Kaleb Smith, Virginia Tech, 22  
 WR - Jahmal Banks, Wake Forest, 21  
 WR - Antonio Williams, Clemson, 15  
 TE - Bryson Nesbit, North Carolina, 44  
 TE - Marshon Ford, Louisville, 27  
 AP - Jalon Calhoun, Duke, 32  
 AP - Hassan Hall, Georgia Tech, 18  
 OT - DeVonte Gordon, Wake Forest, 38  
 OT - Renato Brown, Louisville, 32  
 OT - DJ Scaife, Jr., Miami, 31  
 OT - Timothy McKay, NC State, 30

OT - Silas Dzansi, Virginia Tech, 21  
 OG - Walker Parks, Clemson, 48  
 OG - Marcus Tate, Clemson, 38  
 OG - Loic Ngassam Nya, Wake Forest, 19  
 OG - Jalen Rivers, Miami, 16  
 C - Michael Jurgens, Wake Forest, 44  
 C - Corey Gaynor, North Carolina, 26  
 C - Maurice Smith, Florida State, 25  
 C - Jacob Monk, Duke, 25  
 C - Jake Kradel, Pitt, 21  
 DE - TyJuan Garbutt, Virginia Tech, 38  
 DE - Akheem Mesidor, Miami, 36  
 DE - Chico Bennett, Virginia, 35  
 DE - Jasheen Davis, Wake Forest, 21  
 DE - Deslin Alexandre, Pitt, 19  
 DE - Rondell Bothroyd, Wake Forest, 17  
 DT - Fabien Lovett, Florida State, 36  
 DT - Leonard Taylor III, Miami, 34  
 DT - Aaron Faumui, Virginia, 22  
 DT - Ruke Orhorhoro, Clemson, 18  
 DT - Robert Cooper, Florida State, 17  
 DT - Chibueze Onwuka, Boston College, 16  
 DT - Ashton Gillotte, Louisville, 15  
 LB - Jeremiah Trotter Jr., Clemson, 51  
 LB - Isaiah Moore, NC State, 48  
 LB - Ryan Smenda, Jr., Wake Forest, 45  
 LB - Barrett Carter, Clemson, 36  
 LB - Shaka Heyward, Duke, 34  
 LB - Payton Wilson, NC State, 25  
 LB - Dax Hollifield, Virginia Tech, 22  
 LB - Momo Sanogo, Louisville, 20  
 LB - Tatum Bethune, Florida State, 19  
 LB - Power Echols, North Carolina, 17  
 LB - Marlowe Wax, Syracuse, 16  
 LB - Vinny DePalma, Boston College, 15  
 CB - Duce Chestnut, Syracuse, 39  
 CB - Elijah Jones, Boston College, 37  
 CB - M.J. Devonshire, Pitt, 33  
 CB - Zamari Walton, Georgia Tech, 27  
 CB - Garrett Williams, Syracuse, 26  
 CB - Marquis Williams, Pitt, 26  
 CB - Sheridan Jones, Clemson, 25  
 CB - Renardo Green, Florida State, 24  
 CB - Nate Wiggins, Clemson, 24  
 CB - Josh DeBerry, Boston College, 23  
 CB - Mansoor Delane, Virginia Tech, 19  
 CB - Tyler Baker-Williams, NC State, 17  
 S - Brandon Hill, Pitt, 37  
 S - Andrew Mukuba, Clemson, 34  
 S - Ja'Had Carter, Syracuse, 33  
 S - Jaiden Woodbey, Boston College, 25  
 S - Brandon Johnson, Duke, 22  
 S - Jalyn Phillips, Clemson, 17  
 PK - Andres Borregales, Miami, 17  
 P - Mark Vassett, Louisville, 45  
 P - Porter Wilson, Duke, 16  
 SP - Mycah Pittman, Florida State, 59  
 SP - Tucker Holloway, Virginia Tech, 26

MEDIA

PREVIEW

TEAM

COACHES

REVIEW

HONORS

PROS

RECORDS

UOFL



2023 LOUISVILLE FOOTBALL



UofL **Honors**







**77 Bruce Armstrong** - A four-year letter-winner for the Cardinals from 1983-88, Bruce Armstrong became one of the most dominating and intimidating offensive linemen in the history of the school. He began his career at UofL as a tight end, recording 33 receptions in his first two seasons at UofL. He moved to offensive tackle where he anchored the Cardinals line for the next two seasons. He appeared in the 1986 Senior Bowl and was named UofL's most outstanding lineman following his senior season. He was drafted with the 23rd pick of the first round by the New England Patriots in 1987 to begin an association that continued for 15 seasons.

**9 Deion Branch** - A former junior-college standout, Deion Branch played for the Cardinals from 2000-01. Despite playing just two seasons, Branch put up remarkable numbers. He stands seventh all-time in receiving yards with 2,204, ninth with 143 receptions and tied for fourth with 18 touchdowns. Branch registered his best season in 2001 when he caught 72 passes for 1,188 and nine scores. He also caught 71 passes for 1,016 yards and nine scores in his initial years with the Cardinals. Coming out of Louisville, Branch was originally drafted by New England in the second-round (65th overall) of the 2002 NFL Draft. He played four years with the Patriots and also played five with the Seahawks. A native of Albany, Ga., Branch made his name in the post-season, totaling 21 receptions in two Super Bowls (XXXVIII, XXXIX). He recorded a game-high 10 receptions for 143 yards and a touchdown in the Patriots' 32-29 Super Bowl XXXVIII victory over the Carolina Panthers. He was named the Super Bowl MVP after tying a Super Bowl record with 11 receptions in the Patriots' 24-21 victory over the Eagles in Super Bowl XXXIX.

**11 Jeff Brohm** - Another in a long line of great Cardinal quarterbacks, Jeff Brohm threw for 5,451 yards and 38 touchdowns in his career, which still stands in the top 10 all-time. Named the MVP of the 1993 Liberty Bowl, Brohm threw for a career-high 2,626 yards and 20 touchdowns as a senior in 1993. Brohm played seven years in the National Football League, starting his career with San Diego in 1994. He also played for NFL teams in Tampa Bay, Cleveland and Denver.

**34 Ray Buchanan** - Endearing himself to all Louisville fans as "Big Play" Ray, Ray Buchanan was a two-time collegiate All-American and NFL Pro Bowl selection. He jumped on the scene as a sophomore in 1990, piling up 59 tackles and three interceptions in helping the Cardinals to the 1990 Sunkist Fiesta Bowl (including a key field goal block against Memphis to preserve the bowl bid). He made his mark on the national

stage as the Defensive MVP of the Fiesta Bowl with five tackles, a fumble recovery and a recovery of a blocked punt in the end zone as Louisville drilled Alabama 34-7. Buchanan was named a Playboy All-American as he compiled 108 tackles and set a then-school record for interceptions with eight. He was drafted in the third round by the Indianapolis Colts.

**56 Doug Buffone** - Doug Buffone was a standout on both sides of the football during his career with the Cardinals, playing offensive center and linebacker from 1962-65. He remains the Cardinals' No. 3 all-time tackler with 479, just nine stops behind the program's all-time leader Mark Sander ('87-90). He is one of only four players to lead UofL in tackles for three consecutive seasons. Coming out of Louisville, Buffone was selected by the Chicago Bears in the fourth round of the 1966 NFL Draft and the eighth round of the AFL by the San Diego Chargers.



MICHAEL BUSH

**19 Michael Bush** - Michael Bush, one of the school's all-time leading rushers, is one of the top players to ever come out of the city of Louisville. The Louisville, Ky. native, played for the Cardinals from 2003-06 and guided the Cardinals to three-straight bowl appearances, including a win over No. 10 Boise State in the 2004 Liberty Bowl. He rushed 12 times for 96 yards in the win over the Broncos. The Cardinals finished that season 11-1 and captured a Conference USA title. One of the most highly recruited players to ever sign with the Cardinals, Bush rushed for 2,508 yards, which still stands eighth all-time in school history, while his 39 career touchdowns are third-most in school history. As a receiver out of the backfield, Bush caught 50 passes for 651 yards and two touchdowns during his three seasons with the Cardinals. The 2005 campaign was Bush's best, rushing for 1,143 yards -- despite missing two games -- and a single-season record 23 touchdowns in leading the Cards to the Gator Bowl. That season saw Bush total six

100-yard rushing games, including a 204-yard, three-touchdown performance in a win over Florida Atlantic. He opened the year with 128 yards and two touchdowns in a win over Kentucky and added 159 yards and four touchdowns in a game at West Virginia.

Bush's promising senior season was cut short in the opening game when he rushed for 128 yards and three scores in the Cardinals' win over Kentucky. Bush suffered a season-ending injury in the third quarter of a 59-28 win over the Wildcats. The former Male High product was drafted by the Oakland Raiders in the fourth round, and played four years for the Raiders and two with the Chicago Bears. Over his six-year NFL stint, Bush rushed for 3,250 yards and scored 29 rushing touchdowns and totaled 1,010 yards receiving with two touchdowns. His best season came in 2011 with the Raiders when he ran for 977 yards and seven scores. A two-sport athlete at Male High, Bush twice earned the Paul Hornung Award as the state's best prep football player, was named Mr. Football and Gatorade Player of the Year as a senior and was runner-up for Mr. Basketball, averaging 21.1 points and 10.5 rebounds per game.

**58 Elvis Dumervil** - Elvis Dumervil, who played for the Cardinals from 2002-05, spent four seasons as a defensive end and led the team in sacks in 2004-05 and was named the school's first winner of the Bronko Nagurski Award for being the top defensive player in the country. A native of Miami, Fla., Dumervil had one of the most dominating seasons in school history in 2005 in leading the Cardinals in their first season in the BIG EAST Conference and an appearance in the Gator Bowl. That year, he set numerous NCAA records and school marks, including a Division I record with 10 forced fumbles. He also compiled 20.0 sacks, with an NCAA-best six against Kentucky. A product of Miami Jackson High, Dumervil concluded his career with 32.0 sacks, which stands second all-time in school history and 42.5 tackles for loss, which sits third all-time. He finished with 151 career tackles and 11 forced fumbles during his stellar career under the direction of John L. Smith (2002) and former head coach Bobby Petrino. Dumervil, a fourth-round selection of the Denver Broncos, is a four-time Pro Bowler (2009, 2011-12 and 2014) and a two-time Associated Press All-Pro selection (2009 and 2014). The 2014 season with the Ravens was one of his best, establishing a Ravens' franchise-record with a career-high tying 17 sacks, which was third in the NFL. He also totaled 17 sacks with Denver in 2009 when he was named a starter in the Pro Bowl and tallied seven multiple-sack games. While in Denver, he earned the Darrent Williams Good Guy Award from the state's media.

MEDIA

PREVIEW

TEAM

COACHES

REVIEW

HONORS

PROS

RECORDS

UOFL





# Honored Jerseys

**24 Anthony Floyd** - All-American safety Anthony Floyd holds the school record for the most interceptions in school history, totaling 18 over his four-year career. The Youngstown, Ohio, native, Floyd played for the Cardinals from 1999-02 and led the Cardinals to four-consecutive bowl appearances. He holds the school record and is currently tied for the Conference USA mark with 18 interceptions. He finished his illustrious with 271 tackles and 33 pass break-ups in three years as the starting safety.

A two-time Conference USA first-team defensive back (2000-01), Floyd assisted the Cardinals in winning a pair of Conference USA championships in 2000 and 2001. He tied for the national lead in interceptions with 10 and 17 pass break-ups – the second-most in school history. He set a league single-game record with three interceptions – returning one for a touchdown – in an upset of No. 11 Southern Mississippi. As a senior, Floyd was credited with a career-best 98 tackles and 4.0 sacks. He totaled 10 or more tackles in five games, including a season-high 12 in games versus TCU and Houston. After his successful collegiate career, the Indianapolis Colts picked up Floyd as an undrafted free agent. He played two seasons in the league and totaled 56 tackles.

**42 Ernie Green** - Ernie Green rushed for more than 1,500 yards in his career as a Louisville Cardinal. He led UofL in rushing during two of his four seasons and was a versatile player out of the backfield catching passes. He was selected in the 14th round of the 1962 NFL Draft by the reigning world champion Green Bay Packers. He was sold to the Cleveland Browns where he would make a name for himself as one of the league's top fullbacks.

**50 Tom Jackson** - Tom Jackson spent three seasons as a linebacker for the Cardinals leading the team in tackles all three campaigns. He earned All-Missouri Valley Conference Player of the Year honors in 1970 and 1972. He played all three seasons under the watchful eye of the colorful Lee Corso as the Cards posted a 23-7-2 mark in Jackson's three seasons as an active player. Jackson was drafted in the fourth round of the 1973 NFL Draft by the Denver Broncos. He played 14 seasons in the NFL.

**75 Joe Jacoby** - A three-year letter winner as an offensive tackle, Joe Jacoby was a prep All-American in both football and basketball from Louisville Western High School. He helped Nathan Poole become one of just 11 Cardinals to rush for over 1,000 yards with 1,394 yards. He signed a free agent contract with the NFL's Washington Redskins and was later a founding member of the famous "Hogs" offensive line which is considered among the best front fives in football history. He helped lead the Redskins to Super Bowl appearances in 1983, 1984, 1988 and 1992, three of which produced an NFL championship.

**26 Lenny Lyles** - A trailblazer in the integration of the Louisville Cardinals football program, Lenny Lyles was an outstanding player on both sides of the football from 1954-57. A four-year starter for the Cardinals, Lyles totaled 2,786 yards on the ground and scored a school-record 42 touchdowns in his storied career including 18 in 1957 to set a single season record which stood for more than 40 years. He is the school's second all-time scoring leader with 300 points in his storied career. He became the first Cardinal to surpass the 1,000-yard mark in a single season. In 1957, his 1,207 yards not only earned him Little All-America acclaim but led all of college football. He was selected in the first round of the '58 NFL Draft by the Baltimore Colts, where he teamed with Johnny Unitas.

**56 Otto Knop** - A four-year letterwinner at linebacker and center from 1949-1952, Otto Knop earned honorable mention Associated Press Little All-America honors as a sophomore and United Press International All-America his junior year. He was inducted into the UofL Athletic Hall of Fame in 1979 in its second induction class, and was inducted into the Kentucky Athletic Hall of Fame in 1994. His most memorable highlight was a fumble recovery that led to the tying touchdown in a stunning 13-13 deadlock at heavily favored Miami (FL) in 1950.



**17 Stefan LeFors** - Stefan LeFors starred in his No. 17 jersey for the Cardinals from 2001-2004. He ranks seventh all-time in school history in both career passing yards (5,853) and career touchdown passes (38). The two-time all-Conference USA first-team honoree and left-handed thrower helped Louisville capture the 2004 Conference USA championship with an 11-1 record and a win over No. 10 Boise State in the Liberty Bowl. Leading the nation's top-ranked offense at 539.0 yards per game, LeFors threw for 2,596 yards and 20 touchdowns, while leading the nation in with a 73.5 percent completion rate and a 181.7 passing efficiency rating. The Baton Rouge,

La., native set the school record for completion percentage. In 2003, LeFors threw for 3,145 yards and 17 touchdowns, while adding another 405 yards and three scores on the ground. Following his collegiate career, LeFors was selected by the Carolina Panthers in the fourth round (121st overall pick) of the 2005 NFL Draft.

**13 Sam Madison** - Sam Madison was a four-time letterwinner with the Cardinals from 1993-96. One of the top athletes ever to play at UofL, Madison ranks second all-time in school history with 16 career picks and also led UofL with 44 career pass breakups, a record that has stood since 1996... best season was in 1995 when Madison led the Cardinals with seven interceptions and earned third team All-America accolades... was tabbed as one of the top 15 players in the county and was tabbed a pre-season Playboy All-American in 1996... was a key performer for the Cardinals as Louisville went 9-3 and defeated Michigan State in the Liberty Bowl... second-round draft pick of the Miami Dolphins.

**52 Tyrus McCloud** - Tyrus McCloud played for the Cardinals from 1993-96 and led the team in tackles for three-straight seasons – one of only four players to hold that distinction. McCloud was named the Conference USA Defensive Player of the Year and team co-captain in 1995 and 1996, while also earning All-American accolades in 1996. Over his outstanding four-year career, McCloud totaled 403 tackles, which ranks seventh all-time in school history McCloud recorded 144 tackles, 14 tackles for loss and four sacks to be named the Conference USA Defensive Player of the Year. McCloud was tabbed a second team All-American by Football News and Sporting News and also was a third team honoree by the Associated. In 1995, McCloud was a first-team all-league selection and named to the Football News All-Independent Team and was also selected an honorable mention All-American by the same publication. He led the team in both tackles (126) and tackles for loss (11) and added four sacks and a pair of interceptions. As a sophomore in 1994, McCloud posted a team high 133 tackles and 11 tackles for loss, while also picking up a pair of interceptions and two sacks.

**1 Frank Minnifield** - A four-time letterwinner with the Cardinals from 1979-82, Frank Minnifield excelled as a defensive back and kick returner. A former walk-on, Minnifield quickly received the scholarship recruiters failed to give him coming out of Lexington's Henry Clay High. He intercepted seven passes including a career-best three during his sophomore campaign of 1980 and led UofL in kickoff returns in 1981 with a 30.4 yard average. He began his professional career as a member of the Chicago Blitz in the United States Football League before he signed as a free agent by the Cleveland Browns.

MEDIA

PREVIEW

TEAM

COACHES

REVIEW

HONORS

PROS

RECORDS

UOFL



ROMAN OBEN

**72 Roman Oben** - One of the best offensive linemen in the history of the school, Roman Oben played for the Cardinals from 1992-95 and is one of the most decorated offensive linemen in school history. He was named a first team All-American in 1994 by the Gannett News and was also voted to the Football News and Sporting News All-American squads as a junior. He didn't allow a sack during the 1994 season. He was a third round pick by the New York Giants in the 1995 draft and also played two seasons for the Cleveland Browns and Tampa Bay Buccaneers.

**15 Dave Ragone** - Dave Ragone closed his career as the school's only three-time Conference USA Offensive Player of the Year. A three-year starter, he led Louisville to a pair of Conference USA championships and three bowl appearances, while tying the school record for wins by a starter with 27. He is only the third Conference USA player to ever win three offensive player of the year awards, joining former Memphis running back DeAngelo Williams and former Houston quarterback Case Keenum. Ragone was one of the most productive signal callers in school history – finishing his career with 8,564 passing yards, fourth most in school history, and passing for 74 touchdowns – placing him second in the school's record book. The only three-time player of the year honoree in school history, Ragone was named the Conference USA Offensive Player of the Year in 2000 after leading the Cardinals to a 9-3 mark and their first conference title since 1972, when he threw for 2,621 yards and 27 touchdowns. The following year, the southpaw enjoyed the best campaign of his career, passing for 3,056 yards and 23 touchdowns. That year, he directed UoFL to an 11-2 record that was capped by a 28-10 Liberty Bowl victory over BYU. Ragone was drafted by the Houston Texans in the third round of the 2003 NFL Draft. He went to play three seasons as quarterback with the Texans (2003-05), appearing in two games.

**7 Chris Redman** - Chris Redman closed his career as the NCAA all-time leader in passes at-

tempted and completed and was one of just three Division I-A signalcallers to throw for more than 12,000 yards in a career. The Parade National High School Player of the Year at Male, Redman finished his Cardinal career completing 1,031 of 1,679 passes for 12,541 yards and 84 touchdowns. A first-team All-Conference USA selection and the league's Offensive Player of the Year in 1999, he also added the Johnny Unitas Golden Arm Award to his mantle. As a junior, Redman rewrote the UoFL and C-USA record books, passing for 4,042 yards and 29 scores despite playing in just 10 regular season games. His 44-of-56, 592-yard afternoon against East Carolina was the nation's top single game passing performance in 1998.

**1 Howard Stevens** - One of the best running backs in the history of the school, Howard Stevens ranks in the top five in school history with 2,723 yards and recorded 25 touchdowns (which places him sixth all-time). He also stands fourth all-time with 509 career rushing attempts and holds the school record for rushing yards in a season with 1,429 yards in 1971. He finished fourth in the nation in rushing, running for 1,259 yards and 12 touchdowns in 1972. He guided the Cardinals to a Missouri Valley Conference Championship in 1972 and was drafted in the 16th round by the New Orleans Saints in the 1973 NFL Draft.

**99 Ted Washington** - One of the dominating defensive players in the history of the school, Ted Washington played for the Cardinals from 1987-90. In his career, Washington recorded 298 tackles and 14 sacks during his career. He earned Honorable Mention All-America and All-Metro Conference accolades in 1988 after recording a career-high 88 tackles. He was drafted by the San Francisco 49'ers as the 25th pick in the first round and went on to enjoy a 17-year career in the NFL.

**99 Dewayne White** - Dewayne White played for the Cardinals from 2000-02, leading the team in sacks and tackles for loss for two straight seasons. One of the most dominant pass rushers in school history, White, a two-time first team all-C-USA performer, finished his UoFL career with 37.5 sacks and 56.5 tackles for loss, both of which still stand as school records. He also holds the school's single season record for tackles for loss with 23 during the 2001 season. The 2001 Conference USA Defensive Player of the Year, White earned that distinctive honor after ranking No. 2 nationally and leading C-USA with a then league record 15 sacks and tied for the league lead with a record 23 tackles for loss. In leading the league with 86 tackles among defensive linemen, White was a first team All-C-USA se-

lection and earned second team and third team All-American honors. After his collegiate playing career, White was selected with the 64th pick in the 2003 NFL Draft by the Tampa Bay Buccaneers and went on to play seven years in the NFL. White put together three strong seasons (2006-08) in the NFL, recording 18 sacks and 22 tackles for loss during his time with Tampa Bay and Detroit.

**50 Otis Wilson** - Otis Wilson was a three-time letterman for the Cardinals. A dominating defender and one of the school's all-time leading tacklers, he finished his career as the school's second all-time leading tackler with 484 tackles. He was named the Defensive Most Valuable Player in the 1977 Independence Bowl and was a first team All-American selection in 1979. He registered 152 stops in 1979 and 157 during the 1978 campaign. After Louisville, Wilson was a first round pick of the Chicago Bears, the sixth player in school history to garner first round status in the NFL Draft. He played eight years for the Bears from 1980-87, including a 1986 World Championship.

**10 Dwayne Woodruff** - A three-time letterman for the Cardinals, Dwayne Woodruff opened his career as a reserve running back and wide receiver from New Richmond, Ohio but was moved to the secondary by then-head coach Vince Gibson following his sophomore campaign. He collected 161 tackles while intercepting three passes and recovering three fumbles. He accounted for 97 total tackles in 1977 as the Cardinals advanced to the Independence Bowl. He was selected by the Pittsburgh Steelers in the sixth round of the 1979 National Football League Draft and spent 11 of the next 12 seasons as a member of the Steelers earning a victory in Super Bowl XIV as a rookie for the Steeler dynasty.

**8 Lamar Jackson (Retired)** - Lamar Jackson became the second UoFL player to have his number retired when it was permanently displayed on the stadium facade on Nov. 13, 2021. A three-year letterwinner for the Cardinals from 2015-17, Jackson became the youngest player ever (19 years, 337 days) to win the Heisman Trophy Award in 2016 and was named a finalist for the award in 2017. He won multiple national awards, including the Maxwell Award (2016), Walter Camp Player of the Year (2016), Associated Press Player of the Year (2016), CBS Sports Player of the Year (2016), The Sporting News Player of the Year (2016), ACC Player of the Year (2016, 2017) and ACC Offensive Player of the Year (2016, 2017) – the first time in league history a player won back-to-back awards.

The Pompano Beach, Fla., native set or tied 42 Louisville single-game, season, and career records during his time in the Derby City and owns seven Atlantic Coast Conference marks.

MEDIA

PREVIEW

TEAM

COACHES

REVIEW

HONORS

PROS

RECORDS

UOFL





# Honored Jerseys

MEDIA

PREVIEW

TEAM

COACHES

REVIEW

HONORS

PROS

RECORDS

UOFL



LAMAR JACKSON

Jackson passed for 9,043 yards, 69 touchdowns and rushed 655 times for a school record 4,132 yards (6.3 avg.) and 50 touchdowns. He finished his career ranking sixth in the FBS for career rushing yards (4,132) by a quarterback and became the third player in FBS history to record 50 career rushing and 50 career passing touchdowns in a career. Playing only three seasons, Jackson is the only player in FBS history to rush for at least 1,500 yards and pass for at least 3,500 yards in a season (accomplished the feat in both 2016 & 2017).

Playing in only 38 career games at UoFL, Jackson owns school records for total yards (13,175) and total yards per game (346.7 ypg - ACC record). Jackson was selected No. 32 in the 2018 NFL Draft by the Baltimore Ravens and has become one of the top quarterbacks in the league. In his fourth season, Jackson was named the Associated Press and PFWA NFL MVP (2019) and PFWA Offensive Player of the Year (2019). During his MVP season, Jackson threw for 3,127 yards and a league high 36 TDs (also a franchise record). He added 1,206 rushing yards (sixth in the league), the most by a QB in NFL single-season history and helped Baltimore set a new NFL single-season team record for rushing yards (3,296).

**16 Johnny Unitas (Retired)** - Five games into Johnny Unitas' freshman season (Unitas was allowed to play as a freshman because UoFL didn't belong to the NCAA), head coach Frank Camp knew he had something unique. Tossed in against St. Bonaventure when UoFL was trailing 19-0, Unitas completed 11 consecutive passes, three for TDs, in a steady rain and helped put the Cards in front 21-19.

But the Cards couldn't stop St. Bonaventure from kicking a last-ditch field goal and UoFL lost 22-21.

Despite the loss, nothing could detract from Unitas' astonishing performance.

With Unitas leading the way, UoFL went on to win its next four games, including a 35-28 victory over Houston. Louisville was a 19-point underdog against the Cougars. One of the greatest plays of Unitas' career took place in that game when the Cardinals were leading 28-21 and had the ball on their own eight-yard line in the fourth quarter.

After two unsuccessful running plays, Unitas dropped back into his own end-zone, side-stepped two defenders and threw a pass to Babe Ray who scored a 92-yard TD.

In his sophomore season, Unitas completed 77 of his 154 passes and threw 12 TDs. UoFL went 3-8 that year. At Florida State, Unitas had

one of his best games, completing 17 of 22 passes in a 41-14 victory. UoFL, though, almost fumbled away Johnny Unitas after his sophomore season. After an administrative hassle which saw 15 players dismissed from school, leaving the Cardinal roster empty, Unitas thought about leaving and transferring to Indiana.

But Unitas decided against leaving the Cardinals when he was reminded that Indiana shunned him earlier in his career.

Unitas now holds just a few records at UoFL, most of them eclipsed by quarterbacks John Madeya, Ed Rubbert, Browning Nagle, Jeff Brohm, Marty Lowe, Chris Redman, Dave Ragone, Teddy Bridgewater and Stefan LeFors. Unitas finished his career completing 247 of 502 passes for 2,912 yards and 27 touchdowns.

The rest of Unitas' story is well documented. He left Louisville when he was the ninth-round pick by the Pittsburgh Steelers in 1955 and was cut by them in a numbers game. The Steelers had four quarterbacks; they only needed three. Unitas was the odd man out.

Unitas took a job with a Pittsburgh tiling company following the cut and then he latched on with the Bloomfield Rams, a semi-pro team. He made six dollars a game. But Unitas didn't linger long in the bush league. The Colts got wind of him and invited him for a tryout. He made the team—signing for \$7,000 and the Steelers made history for one of the biggest blunders of all time. Unitas was inducted into the NFL Hall of Fame in 1979 and his record 47-consecutive game touchdown passes is a record compared to Joe DiMaggio's 56-game hitting streak.



JOHNNY UNITAS



<b>A</b>	Abbey, Jack..... (1946)	Ball, Larry..... (1969-71)	Bland, Micah..... (2019-20)	Brown, Connor..... (1927)
	Abdullah, Yasir..... (2018-22)	Ball, Stephon..... (2009)	Blasinsky, Mark..... (1980-81)	Brown, Daniel..... (2009-12)
	Abood, Tom..... (1974-77)	Ballard, Tom..... (1966-67)	Bleser, Josh..... (2010-11)	Brown, DeAngelo..... (2012-16)
	Acosta, Chris..... (2012-14)	Banks, Caleb..... (2022)	Blessinger, E..... (1929)	Brown, Dom..... (2010-11, 13-14)
	Adams, Jeff..... (2007-10)	Banks, Jeffrey..... (2018)	Blessinger, Ed..... (1942)	Brown, D.J..... (1996)
	Adams, John..... (1983-86)	Banta, Frank..... (1937)	Blue, P.J..... (2018)	Brown, H.H..... (1926-29)
	Adams, Michael..... (2006-07)	Barbato, Pat..... (1957-59)	Blumeier, Kevin..... (1990-92)	Brown, James..... (1975-78)
	Addesa, Mike..... (2012)	Bare, Bob..... (1987-88)	Blunk, Steve..... (1913-15)	Brown, Jamon..... (2011-14)
	Ahmay, Rick..... (1977)	Barker, Paul..... (1990-91, '93)	Boardman, Jerome..... (1930)	Brown, Keith..... (2012-15)
	Akers, David..... (1993-96)	Barlock, James..... (1950)	Boarman, Dick..... (1963)	Brown, Keith..... (1982-84)
	Alderman, Jaylin..... (2021-)	Barlowe, Daniel..... (2004-07)	Bock, John..... (1990-92)	Brown, Kendall..... (1991-94)
	Alexander, Arthur..... (1986-89)	Barnes, Bruce..... (1973-74)	Bogan, Mike..... (1994-97)	Brown, Mark..... (1983)
	Alexander, Jaire..... (2015-17)	Barnes, Gary..... (1970-72)	Boggs, Wilbur..... (1975-76)	Brown, Michael..... (1999-02)
	Allanony Tim..... (1975)	Barnes, Jarrod..... (2013-14)	Bolen, Brock..... (2006-08)	Brown, Preston..... (2010-13)
	Allen, Anthony..... (2006-07)	Barney, Zoe..... (1991)	Bolin, Kyle..... (2014-16)	Brown, Reggie..... (1971-72)
	Alston, Lamar..... (2005-06)	Barnett, George..... (1925-26)	Boling, Dave..... (1970-71)	Brown, Renato..... (2020-)
	Alvarez, Ron..... (1993)	Barnidge, Gary..... (2004-07)	Bonnafon, Reggie..... (2014-17)	Brown, Sherman..... (1975)
	Anderson, Brad..... (1987-91)	Bass, Sonny..... (1940-42)	Bond, A.H..... (1932)	Browne, Kenneth..... (1927-28)
	Anderson, Braxton..... (1997-98)	Bates, Robert..... (1994-96)	Bonner, Anthony..... (1998)	Browning, Jack..... (1950)
	Anderson, Ken..... (1951-52)	Battaglia, Matt..... (1983-86)	Bonokofsky, C..... (1939)	Brownlee, Jarvis..... (2022)
	Anderson, Mike..... (1973, '75-76)	Bauer, Bob..... (1948-50)	Borseth, Jeremy..... (1995-98)	Bruenig, Ray..... (1946-47)
	Anderson, Richard..... (1957-58)	Beach, Chad..... (1995-97)	Booher, Bill..... (1969-70)	Brumbach, Bill..... (1969)
	Anderson, Victor..... (2008-11)	Beard, R.E..... (1941)	Booker, Dave..... (1949-50)	Brundula, Dennis..... (1972-73)
	Anderson, Zach..... (2005-06)	Beard, Todd..... (1989-92)	Booker, Deon..... (1985-88)	Brunelli, Jeff..... (1999-01)
	Andrews, Tom..... (1981-83)	Bearden, Bob..... (1959)	Boone, Adonis..... (2018-22)	Bruner, Steve..... (1989-90)
	Annear, W..... (1938)	Beatty, Brian..... (1994)	Borgelt, Nick..... (2006-08)	Bruning, Bud..... (1940-42)
	Apke, Bill..... (1960-63)	Beauchamp, J..... (1940)	Borgman, Ted..... (1926-28)	Bryant, Henry..... (2021-22)
	Appleby, Josh..... (2012-15)	Beaumont, Doug..... (2007-10)	Bosler, Jim..... (1980)	Bryant, Pete..... (1957-60)
	Archer, Ira..... (1934-35)	Becker, John..... (1953-55)	Bosworth, Bill..... (1988-91)	Bryon, Louis..... (1961-63)
	Arden, David..... (1932)	Becton, Mekhi..... (2017-19)	Bott, Kenny..... (1928-31)	Bryant, James..... (2008)
	Armstrong, Bruce..... (1983-86)	Bednarski, Dan..... (1966-67)	Bottom, Alan..... (1971)	Buchanan, Bobby..... (2005-08)
	Arnett, Hall..... (1948)	Bell, Anwar..... (1991, '93-94)	Botts, Mike..... (1981-83)	Buchanan, Ray..... (1989-92)
	Arnold, Andrew..... (1972)	Bell, Brian..... (1977)	Bouchee, Chris..... (1973-75)	Buchler, Don..... (1974)
	Arnold, Clarence..... (1925-28)	Bell, Chris..... (2022-)	Bouggess, Lee..... (1967-69)	Buffone, Doug..... (1962-65)
	Arp, Donovan..... (1999-2000)	Bell, James..... (1985)	Boughen, Mal..... (1942)	Buffone, Jerry..... (1963-65)
	Arrington, Calvin..... (1992-95)	Bell, John..... (1994-95)	Bowen, Greg..... (1973)	Bullard, William..... (1934)
	Arsenault, Jim..... (1972)	Bell, John..... (2017-20)	Bowen, Pete..... (1980-81)	Burdock, James..... (1970-72)
	Arthur, Dave..... (1980-82)	Bell, Ron..... (1987-90)	Bowers, Michael..... (2000-01)	Burgess, Tony..... (2012-15)
	Ascher, Charles..... (1948-51)	Benavides, Mario..... (2009-12)	Bowman, Ed..... (1916)	Burke, Justin..... (2009-10)
	Ashburn, Bill..... (2006-07)	Bender, Bob..... (1951-53)	Bowman, Roger..... (1963)	Burkey, Pete..... (1987-90)
	Asher, Jamie..... (1991-94)	Bennette, Ivan..... (1995-97)	Boyd, Lavell..... (1997-99)	Burkley, Maurice..... (2018-21)
	Ashley, Darius..... (2009-10)	Benson, Marcel..... (2006)	Boykin, Michael..... (2018)	Burlington, Anson..... (1928)
	Aspy, David..... (1950)	Bentley, Cole..... (2017-22)	Boykin, Deral..... (1991-92)	Burns, Bobby..... (2009-10)
	Archer, Kim..... (1993)	Bernahl, Dave..... (1965-67)	Boykin, JaDarien..... (2020-21)	Burns, Curry..... (1999-02)
	Atkins, Lamar..... (2013-16)	Berry, Phil..... (1973-76)	Boyle, Walter..... (1940-42)	Burns, Johnnie..... (2006-08)
	Atkins, Xzavia..... (1992)	Bertleson, Dick..... (1933)	Bradshaw, David..... (1975-77)	Burns, Rodjay..... (2018-20)
	Atkinson, John..... (1926-28)	Bertram, George..... (1946-49)	Bradshaw, Reggie..... (2004-05)	Burrell, Xavier..... (1997-98)
	Atwell, Tutu..... (2018-20)	Besanceney, Mark..... (1976-77)	Brady, Jim..... (1940-42)	Burroughs, Tim..... (1973-75)
	Austin, G.T..... (1913)	Besong, Jeff..... (1983)	Bradwell, Antonio..... (1994)	Burton, Ralph..... (1921)
	Autry, Keith..... (1976)	Beswick, Steve..... (1987-90)	Branch, Anthony..... (2012)	Bush, Michael..... (2003-06)
	Averett, Kemari..... (2017-18)	Bethea, Hal..... (1949-51)	Branch, Deion..... (2000-01)	Bushell, Adrian..... (2011-12)
	Avery, C.J..... (2017-21)	Bethea, Herman..... (1952)	Brand, Fred..... (1937-38)	Bussey, George..... (2005-08)
	Axline, Matt..... (1991)	Bethel, Tony..... (1993-96)	Brasher, Ralph..... (1931)	Buster, Curtis..... (1983-84)
	Axson, Mozell..... (2005-06)	Betz, Dave..... (1979-80)	Braxton, Joe..... (1975-76)	Butler, B.J..... (2010-13)
	Ayandele, Francis..... (1969)	Bibb, Don..... (1996-99)	Brayan, Ramon..... (1994-95, '97)	Butler, Liggett..... (1991-92)
	Ayers, John..... (1981)	Billings, Edward..... (1913-14)	Breuleux, Pete..... (1975)	Butler, Randy..... (1976-79)
		Birden, Anthony..... (1994)	Brewer, John..... (1948-51)	Butler, Robbie..... (1974)
		Bishop, Richard..... (1972-73)	Bridges, Anthony..... (1991-93)	Butler, Terrance..... (2004-07)
		Black, Amos..... (1947-50)	Bridgewater, Teddy..... (2011-13)	Butler, Zach..... (1996-99)
		Black, Roger..... (1913)	Brinkman, Cookie..... (1968-70)	Bynm, Pete..... (1987-90)
		BlaRay, W.W..... (1935)	Brinley, Don..... (1963-65)	Bynoe, Rawle..... (1989-92)
		Blackberby, Jim..... (1924-27)	Broaden, Larry..... (1959-62)	Byrd, Anthony..... (1996-99)
		Blackford, Will..... (1989-91)	Brohm, Bill..... (1921-22)	Byrd, Dontez..... (2014-15)
		Blackman, R.H..... (1916)	Brohm, Brian..... (2004-07)	Byrom, Josh..... (2008-10)
		Blackmon, Fred..... (1980-81)	Brohm, Greg..... (1989-92)	
		Blair, Cordell..... (1994-96)	Brohm, Jeff..... (1990, '92-93)	<b>C</b>
		Blair, Scott..... (1994)	Brohm, Luke..... (2014)	Caban, Amonte..... (2016-19)
		Blair, Tom..... (1980-81)	Brohm, Oscar..... (1968-69)	Cade, Jon..... (1982-83)
		Blair, Tony..... (1981)	Brookfield, Brandon..... (1991-94)	Cadwell, Larry..... (1957-59)
		Blakey, Mike..... (1968)	Broomfield, Eric..... (1987-90)	Cain, Dan..... (1973-74, '76)
		Blalock, C.M..... (1948-49)	Brooks, Jamaine..... (2011-12)	Cain, George..... (1954-57)
		Bland, Lou..... (1941)	Brown, Abe..... (2003-06)	Caldwell, C.N..... (1912-13, '15)
<b>B</b>	Bach, Arthur..... (1914)			
	Bacik, Joe..... (1973-74)			
	Backauskas, Chip..... (1983)			
	Baden, Harry..... (1921-23)			
	Bagley, Bob..... (1962)			
	Bagley, Javonte..... (2014-17)			
	Bailey, Aaron..... (1992-93)			
	Bailey, Drew..... (2015-17)			
	Bailey, Ray..... (1984)			
	Bain, Charles..... (1927-30)			
	Baisch, Keith..... (1993)			
	Baker, Ben..... (1968-69)			
	Baker, Bruce..... (1912-13)			





# Letterwinners

MEDIA

PREVIEW

TEAM

COACHES

REVIEW

HONORS

PROS

RECORDS

UOFL

Caldwell, Jacques..... (2009-10)	Collins, Chris..... (1989, '91)	Davis, Antonio..... (1985-86)	Downs, Bill..... (1965-67)
Calland, Lee..... (1959-62)	Collins, Jeremy..... (1999-01)	Davis, Brian..... (1997-2000)	Dozier, Nate..... (1980, '82)
Calvin, Ralph..... (1969-71)	Compise, Pete..... (1966-68)	Davis, Drew..... (2009-10)	Drachman, David..... (1977-79)
Campa, Chris..... (2008-09)	Compton, Larry..... (1961, 63)	Davis, Harry..... (1935)	Dressler, Bill..... (1932)
Campbell, Greg..... (1970-71)	Conley, Evan..... (2019-)	Davis, Jack..... (1946)	Drewery, Austin..... (1926-29)
Campbell, Mike..... (1971)	Conner, L.E..... (1962-64)	Davis, Jarrett..... (2010-13)	Dubose, Bryant..... (2011-14)
Campbell, Tony..... (1980-82)	Conner, Anthony..... (2009, 2011)	Davis, Jordan..... (2017-19)	Dudderar, Ed..... (1946)
Campos, Alan..... (1992-95)	Conner, Prentiss..... (1921)	Davis, Mark..... (1974)	Dudley, Kim..... (1974)
Canady, Antwon..... (2008-10)	Conner, Rance..... (2022)	Dawkins, Bernie..... (1974, '77)	Dueberry, Vince..... (1992-93)
Canady, Bob..... (1968)	Conrad, Bernie..... (1974-76)	Dawkins, Ralph..... (1990-93)	Duenweg, Rudy..... (1912-13)
Cannon, Zyke..... (2014-17)	Contento, Mike..... (1974-76)	Dawkins, Seth..... (2016-19)	Duganich, Joe..... (1971-72)
Cantwell, Hunter..... (2005-08)	Conway, Doug..... (1982-84)	Dawson, Jared..... (2022-)	Duke, J.W..... (1947-49)
Caras, Tom..... (1955)	Conway, Matt..... (1995-96)	Dawson, Nick..... (2013-15)	Dumervil, Elvis..... (2002-05)
Carmody, Arthur..... (2004-07)	Coode, Dave..... (1975-77)	Dawson, Toby..... (1999-2000)	Dunbar Dom..... (2003-04)
Carpenter, Ken..... (1939-40)	Cook, Kevin..... (1991-93)	Day, Ken..... (1948-51)	Dunbar, Don..... (1957-58)
Carrick, Brian..... (1974-76)	Cooley, Trevion..... (2021-22)	Day, Rod..... (2000-03)	Duncan, Kenderick..... (2021-22)
Carroll, Allen..... (1998-2000)	Conner, Anthony..... (2009-11)	Debold, Dave..... (1990-93)	Dunn, Brandon..... (2010-13)
Carroll, Tom..... (1992-93)	Copeland, Anthony..... (1984)	Deer, Josh..... (2004)	Dunning, Karldell..... (2008)
Carroll, Tom..... (1974)	Copeland, Damian..... (2010, '12-13)	DeGeorge, Cameron..... (2020)	Durand..... (1916)
Carroll, Tom..... (1941-42, '46)	Copeland, John..... (1969-70)	DeLa Cruz, Kai..... (2012, '14)	Durant, George..... (2011-13)
Carswell, Ivan..... (1934-35)	Corley, Martise..... (1997)	Delozier, Roscoe..... (1916)	Dwyer, George..... (1913-14)
Carter, Alphonso..... (2015)	Corso, Marty..... (1922-25)	Deluca, Pete..... (1971)	Dyer, Michael..... (2013-14)
Carter, Jaelin..... (2022)	Cosby, Don..... (1983-86)	DeMarco, John..... (1981-83)	
Carter, Patrick..... (2006-07)	Cosby, Rene..... (1990)	Dempsey, Jon..... (2008-09)	<b>E</b>
Casey, Bob..... (1965, '67)	Council, Rod..... (2005-07)	Dennis, James..... (1995, '97-98)	Earl, Dave..... (1928)
Caswell, Jason..... (1996)	Covington, Daniel..... (2008-09)	Dennis, Mike..... (1964-66)	Eberenz, Josh..... (1996-00)
Caudill, Fred..... (1923-24)	Cox, Brandon..... (2004-07)	Denson, Antwan..... (2003-04)	Eble, Rob..... (1998-01)
Caufield, Jimmy..... (1937-40)	Craft, Donnie..... (1978-81)	DePaola, Len..... (1972-74)	Edelen, Marshall..... (1933-34)
Cavallo, Tom..... (1990-93)	Crafts, Jerry..... (1989-90)	Depree, Julian..... (1928-29)	Edelen, Tom..... (1969-72)
Cavitt, Volney..... (1922)	Crago, Lester..... (1931)	Desrosiers, Greg..... (2020-21)	Edelen, Tony..... (1991)
Cerione, Danny..... (1983-86)	Crawford, Wilbur..... (1932)	Derricoate, Bernard..... (1974)	Edelhauser, Ed..... (1936-38)
Chalifoux, Ryan..... (2019-'21)	Crecelics, Tom..... (1941-42)	Desenberg, Bill..... (1952)	Edwards, Roger..... (1974)
Chance, Jerry..... (1957)	Creque, Blanton..... (2016-19)	Detenber, Gene..... (1948-50)	Edwards, Welby..... (1968)
Chanda, Matt..... (1997-99)	Crivello, Jason..... (1994)	Detenber, Mike..... (1967-69)	Edwards, Zach..... (2020-22)
Chandler, Caleb..... (2018-22)	Crocetti, Dominic..... (1946)	Deward, Mike..... (1951)	Egan, Nick..... (1974)
Chapman, Tim..... (1984)	Croley, Gary..... (1994-96)	Dezelan, Dave..... (1967)	Eggers, Bo..... (2012)
Character, Marlon..... (2018-20)	Crowder, M.O..... (1928-30)	Diaby, Yaya..... (2020-22)	Eggleston, Ken..... (1965-67)
Charasika, Tendia..... (1996)	Crowe, John..... (1930-31)	Dickens, Torrence..... (1983-84)	Elbert, Norbert..... (1939-40)
Cheppo, Mario..... (1954-57)	Crum, Micky..... (2015-18)	Dickerson, Mike..... (1975-77)	Ellington, Ron..... (1973-76)
Chichester, Josh..... (2008-11)	Cruz, Mike..... (1980-82)	Dickerson, Rolland..... (1983)	Ellis, Adam..... (2002)
Childs, Ray..... (2001-04)	Cruz, Rick..... (1976-78)	Didier, Jim..... (1975)	Ellis, Phil..... (1981-84)
Chinn, Kevin..... (1989-93)	Cuby, John..... (1977-79)	Dihtzeruk, Dan..... (1978-80)	Ellis, Zarko..... (1977-79)
Christian, Gerald..... (2013-14)	Cully, Jeff..... (1974-78)	Dillion, Samuel..... (1987)	Elsler, Dick..... (1925-28)
Christian, Geron..... (2015-17)	Culley, Andy..... (1989-92)	Dimoff, Greg..... (1978-80)	Embry, Jim..... (1976-78)
Clark, Broderick..... (2002-05)	Culver, De'Eric..... (2014-15)	Dinkins, Courtney..... (1996-99)	Embry, Bob..... (1984-85)
Clark, Colburn..... (1987)	McGriff-Culver, Jarel..... (2011-13)	Dishman, Dominique..... (2012-13)	Emerson, Ralph..... (1934-37)
Clark, John..... (2010-11)	Cumberworth, Matt..... (1976-77)	Dixon, Tyon..... (2010)	Ennis, Ed..... (1987-88)
Clark, Ke'Trel..... (2020-22)	Cummings, Lamar..... (1982-83)	Dixon, Calvin..... (1985-86, '88)	Epps, Aaron..... (2014-15)
Clark, Koby..... (2000-01)	Cummings, Tony..... (1987-90)	Dobbs, Bill..... (1962-64)	Ernie, C. Pralle..... (1915)
Clark, Malik..... (2018-21)	Cunningham, Don..... (1966-68)	Dobbs, Steve..... (1968-69)	Ernst, Charles..... (1926-28)
Clark, Maurice..... (2008-09)	Cunningham, Malik..... (2018-22)	Dobina, Don..... (1974)	Espie, Marshall..... (1925-26)
Clark, Max..... (1956)	Cupito, Steve..... (1979)	Dolack, Bob..... (1957)	Esters, Tony..... (1995-96)
Clark, S.S..... (1934)	Curella, L..... (1965)	Dole, Jim..... (1952)	Etheridge, Dorian..... (2017-20)
Clark, Rico..... (1993-96)	Curry, Ron..... (1969)	Doll, Kenny..... (1933-35)	Evans, Brad..... (1967)
Clark, Robert..... (2013)	Curry, Sebastian..... (1980-82)	Doll, Paul..... (1934-35)	Evans, Lamar..... (1978-81)
Clay, Roger..... (1979-82)		Domann, Brock..... (2022-)	Evans, Mike..... (2010-11)
Clayton, B..... (1950)	<b>D</b>	Donaghue, Mike..... (2006-07)	Evans, Tiyon..... (2022)
Clayton, Mark..... (1979-82)	Daffron, Jeff..... (1982)	Donahue, Steve..... (1977)	Evans, Zed..... (2010, '12)
Cleveland, Bob..... (1959-62)	Dallas, Marvin..... (2020-22)	Donovan, Grant..... (2011-14)	Everett, Michael..... (2000-01)
Click, Steve..... (1946-48)	Daniel, John..... (1912-14)	Donnell, Blayne..... (2007-10)	Evinger, Joe..... (2009)
Clower, Bill..... (1941-42)	Daniel, Maurice..... (1914-16)	Donnelly, Bob..... (1957-58)	Ewald, George..... (1912)
Cloyd, K.J..... (2020-22)	Daniel, Elijah..... (2005)	Donninger, Frank..... (1998-01)	Ewers, E.M..... (1913)
Coldiron, George..... (1946)	Daniel, Roy..... (1913-14)	Donninger, Tony..... (1999-01)	
Coldiron, Greg..... (1973)	Daniels, Anthony..... (1985)	Dorsch, Bill..... (1968-69)	<b>F</b>
Cole, Calvert..... (1984-86)	Daniels, Jim..... (1953)	Dorsey, Damien..... (1999-02)	Fagot, Jack..... (2018-21)
Cole, Qwynnterio..... (2021)	Dardzinski, Aaron..... (1998-01)	Dorsey, Derek..... (2017-21)	Falleri, Joe..... (1983-84)
Coleman, Jack..... (1946-47)	Darveau, Jeremy..... (2004-05)	Dotson, Don..... (1927-30)	Famurewa, Henry..... (2014, '16-18)
Coleman, Tom..... (1938-41)	Darling, John..... (1975)	Doty, Jeff..... (1983)	Farmer, Albert..... (1984-85)
Collage, Dick..... (1981-82)	Daugherty, Harry..... (1922-24)	Dougherty, Tim..... (2008)	Farmer, Ray..... (1952-53, '55)
Collina, Elmer..... (1955-59)	Daugherty, Jack..... (1924-26)	Douglas, Allen..... (1986-89)	Fanning, Jay..... (1992-93)
Collins, Andre..... (1998)	Davenport, Ron..... (1981-84)	Douglas, Harry..... (2004-07)	Feagan, Gene..... (1948-50)
Collins, Charles..... (1968)	Davidson, Alex..... (1937-38)	Downing, Elijah..... (2022-)	Fennerty, Mike..... (2008)



Ferguson, Reggie.....	(1992-93)	Garr, Stephen.....	(2006-09)	Griffin, Larry.....	(1970-72)	Haynes, Da-Woyne.....	(1988-89)
Fields, Devonte.....	(2015-15)	Gates, Lionel.....	(2001-04)	Griffin, M.J.....	(2022-)	Head, Quen.....	(2018-19)
Fields, Mike.....	(1976-77)	Gatewood, Jim.....	(1955-56)	Griffin, Sam.....	(1991-93)	Headrick, R.....	(1940)
Figg, Carey.....	(1989-91)	Gatschler, Frank.....	(1949)	Griggs, Derric.....	(1993)	Heard, Norman.....	(1973-74, '76)
Fike, Ed.....	(1946)	Gay, William.....	(2003-06)	Grivna, Mark.....	(1997-99)	Hearns, James.....	(2015-17)
Finger, Ernie.....	(1946)	Gatti, Bill.....	(1968-70)	Groves, F.C.....	(1930-31)	Heath, Brandon.....	(2007-10)
Finger, Fred.....	(1931-34)	Geathers, Thurman.....	(2019-20)	Groves, Fergus.....	(1933)	Heinichen, Al.....	(1946)
Finley, Glenn.....	(1915)	Gentile, John.....	(1924-25)	Grubb, Troy.....	(1992-94)	Heinrich, Ron.....	(1976-79)
Finn, John.....	(1957-61)	George, Anthony.....	(2016)	Gruden, Jay.....	(1985-88)	Heironymous, Russ.....	(1928)
Firkins, Curtis.....	(1954-56)	George, Harry.....	(1986-87, '89)	Gruneisen, Roger.....	(1968, '70)	Heitlauf, Art.....	(1946-47)
Fishback, Ford.....	(1926-28)	Gergosky, Mike.....	(1988)	Gruner, Jason.....	(1997-2000)	Henchey, Matt.....	(1932)
Fishback, Olen.....	(1946)	German, Ron.....	(1988-90)	Guertin, Gary.....	(1961-64)	Henchy, Stephen.....	(1992-94)
Fisher, Armand.....	(1922-26)	Gernert, E.R.....	(1916)	Gumm, Gary.....	(1998)	Henderson, Aundre.....	(2007)
Fisher, Steve.....	(1992-93)	Getch, Rich.....	(1966-68)	Guttridge, Steve.....	(1967-69)	Henderson, Ivey.....	(1990, '92-93)
Fitzgerald, Pat.....	(1987-90)	Getch, Val.....	(1962)	Guy, Trent.....	(2006-09)	Henry, Herb.....	(1991)
Fitzpatrick, Chris.....	(1992-94)	Ghent, Ronnie.....	(2000-03)	Gwinner, Dwayne.....	(1996)	Henry, Jeff.....	(1976-79)
Fitzpatrick, Dez.....	(2017-20)	Gholston, Kendrick.....	(1994-97)			Henry, O.P.....	(1913)
Flannery, Todd.....	(2004-07)	Giacomini, Breno.....	(2004-07)	<b>H</b>		Hermes, W.B.....	(1942)
Florence, Bill.....	(1972-73)	Giannini, Tom.....	(1930-33)	Haas, Danny.....	(1983-84)	Hernandez, Hector.....	(2011)
Flores, Mike.....	(1987-90)	Gibson, Greg.....	(1976-78)	Haberlin, Clarence.....	(1941)	Herring, Bud.....	(1997-99)
Floyd, Anthony.....	(1999-02)	Gibson, Robert.....	(1986-89)	Haberline, Charles.....	(1940-41)	Hesselgrave, Mike.....	(1959)
Floyd, Chase.....	(2006-07)	Gibson, Stu.....	(1946-47)	Hackett, Fred.....	(1973-76)	Hessler, Mike.....	(1977)
Floyd, Otis.....	(1996-99)	Gilbert, Lonny.....	(1966-68)	Haden, Bo.....	(1978-80)	Heuser, Nick.....	(2011-12)
Floyd, Terell.....	(2011-14)	Giles, John.....	(1959-62)	Hagan, Gene.....	(1978-81)	Heyman, Dexter.....	(2008-11)
Fluellen, Larry.....	(1973-75)	Gillam, Jack.....	(1948, '50-51)	Hale, Floyd.....	(1913)	Heyman, Earl.....	(2005-08)
Folmar, Marcus.....	(2005-08)	Gillotte, Ashton.....	(2021-)	Hall, Bob.....	(1988-89)	Hickey, Tom.....	(1972-74)
Ford, Marshon.....	(2019-22)	Gipe, Marty.....	(1976-77)	Hall, Hassan.....	(2018-2021)	Hickman, Greg.....	(1979-82)
Ford, Salem.....	(1914-15)	Gitschier, Frank.....	(1946-49)	Hall, Mitch.....	(2017-2021)	Hicks, Ralph.....	(1973-76)
Ford, Tom.....	(1925-27)	Gitschier, Frank, III.....	(1971-73)	Hall, R.L.....	(1928-30)	Hicks, Richard.....	(1966-67)
Forrest, Bill.....	(1947)	Gitschier, Greg.....	(1975)	Hall, Ron.....	(1963-65)	Hicks, Robert.....	(2018-20)
Forsee, Tyre.....	(1933-34)	Givens, Eric.....	(1983-84)	Hallal, Eli.....	(1968)	Higgs, Andy.....	(1985-86, '88-89)
Foster, Owen.....	(1912, '14-15)	Givens, Kelvin.....	(1994)	Haller, Jim.....	(1948)	High, Tim.....	(2009-10)
Foster, Renardo.....	(2003-06)	Givins, Ernest.....	(1984-85)	Hallmark, Bill.....	(1948-49)	Hikutini, Cole.....	(2015-16)
Fortune, Chad.....	(1986-89)	Glasper, Chris.....	(1987-88)	Hamilton, Joey.....	(1985-88)	Hilbert, Jon.....	(1997-99)
Fountain, Frank.....	(1994-95)	Glass, Ira.....	(1967-69)	Hamm, Dave.....	(1960-61)	Hill, Don.....	(1951)
Foy, Linwood.....	(2017-18)	Glenn, Earl.....	(1912-14)	Hampton, Chris.....	(1993)	Hill, Ken.....	(1994)
Frame, Jim.....	(1966-68)	Glenn, Victor.....	(2000-03)	Hampton, Charles.....	(1937-40)	Hill, Kevin.....	(1978-79)
Francis, William.....	(1941)	Gnat, Rodney.....	(2007-10)	Handley, Marcus.....	(1980)	Hill, Marcus.....	(1991-93)
Frankel, Jenny.....	(1999-2000)	Godbolt, Johnnie.....	(1968-70)	Hanna, Jim.....	(1990-93)	Hilliard, Jason.....	(2000-03)
Franklin, Trey.....	(2021-)	Goettsche, Corey.....	(2006-09)	Hannah, Jim.....	(1964)	Hladio, Steve.....	(1957-60)
Frazier, Russell.....	(1916)	Golden, Lynn.....	(1935)	Hardaway, Richard.....	(1916)	Hobbs, Stan.....	(1946-47)
Freeman, Jakale.....	(1997)	Goldwire, Jared.....	(2018-20)	Hardin, John.....	(1928)	Hockaden, Dave.....	(1962-63)
Freitag, Jeromy.....	(2000-01)	Gonzalez, Gerry.....	(1982)	Hargrove, Reggie.....	(1998-99)	Hockensmith, Don.....	(1959-62)
French, Jim.....	(1974)	Gonzalez, Jose.....	(1990-92)	Harley, Brinson.....	(2004-05)	Hocker, Al.....	(1923-24)
Froman, Adam.....	(2009-10)	Gonzalez, Michael.....	(2021-)	Harmon, Ed.....	(1965-67)	Hocker, Charles.....	(1921-22)
Frost, Johnny.....	(1992-95)	Goodman, Arvell.....	(1946)	Harmon, Harold.....	(1934)	Hodges, Brady.....	(2021-)
Fuizotte, Joe.....	(1924-26)	Goodman, Casswell.....	(1995-98)	Harnden, Ken.....	(1992)	Hodge, Steve.....	(1965, 68)
Fults, Jim.....	(1952)	Gordon, Donnell.....	(1996-97)	Harold, Don.....	(1974-77)	Hoerter, Jr., Kenny.....	(1993-98)
Fultz, George.....	(1942)	Gordon, Marcus.....	(2006)	Harper, Nicario.....	(2022)	Hoffman, Graig.....	(1994-97)
Fuqua, John.....	(1994-97)	Gorman, John.....	(1971-73)	Harper, Robert.....	(1975-76)	Hogan, Kamal.....	(2011)
Furman, Larrame.....	(1992)	Gossman, W.....	(1937-38)	Harrell, Tyler.....	(2018-20)	Holba, Colin.....	(2015-16)
<b>G</b>		Gotcher, Craig.....	(1998)	Harris, Antoine.....	(2001-04)	Holben, LeRoy.....	(1950-52)
Gagel, Nick.....	(1976-78)	Grady, Adrian.....	(2005-08)	Harris, Michael.....	(2011, 13-14)	Holl, T.J.....	(2019)
Gaines, Brian.....	(1998-01)	Graham, Cameron.....	(2008-10)	Harris, Nate.....	(2005-06)	Holliman, Gerod.....	(2012, 2014)
Gaines, Charles.....	(2012-14)	Graham, Jack.....	(1937-38)	Harris, Rashad.....	(1997-00)	Hollowell, Jim.....	(1946-47, '52-53)
Gaines, Kevin.....	(1990-93)	Graham, Scott.....	(1999-00)	Hart, Larry.....	(1968, '70)	Holman, Rashad.....	(1997-00)
Gainey, John.....	(1987-90)	Graham, Steve.....	(1982)	Hartman, Toby.....	(1963)	Holston, Jonathan.....	(2006-07)
Galcik, Larry.....	(1984-86)	Grandy, Mark.....	(1984)	Harvey-Clemons, Josh.....	(2015-16)	Holton, Shenard.....	(2009-11)
Gall, Mark.....	(1974)	Grant, J.D.....	(1914)	Harvey, Kevin.....	(1986-87)	Holzer, Tom.....	(1964-66)
Gallagher, Jack.....	(1977)	Gray, Bill.....	(1985-89)	Haskins, J.T.....	(2001-04)	Hood, Howard.....	(1984)
Gallishaw, Laroni.....	(2001-02)	Gray, Leon.....	(1921)	Haskins, Robert.....	(2002-05)	Hornsby, Rick.....	(1972-73)
Galloway, Wayne.....	(1967)	Gray, Preston.....	(1984)	Hatcher, Kevin.....	(1984)	Hortert, Jeff.....	(1980-83)
Gangwer, Dan.....	(1987-90)	Grednic, Frank.....	(1948-51)	Hatfield, David.....	(1981-84)	Houser, J.....	(1934-35)
Gannon, Jon.....	(2002)	Green, Bobby.....	(1975)	Hawkins, Javian.....	(2018-20)	Houser, Jim.....	(1953-54)
Gannon, Scott.....	(1979-82)	Green, Ernie.....	(1958-61)	Hawley, Roger.....	(1962)	Houston, Les.....	(1956-58)
Gantous, Mike.....	(1996-99)	Green, Ibn.....	(1996-99)	Haws, Watson.....	(1922-24)	Howard, Bob.....	(1950-52)
Garcia, Abraham.....	(2012-13)	Green, Ken.....	(1946)	Hawthorne, Derek.....	(1988-90)	Howard, Charles.....	(1946)
Gardis, Curt.....	(1974)	Green, Paul.....	(1952)	Haycraft, Tyler.....	(2017-19)	Howard, James.....	(1986)
Gardner, Carwell.....	(1989)	Green, Phillip.....	(1985-87)	Hayden, William.....	(1916)	Howard, Rick.....	(1971-72)
Gardner, Merle.....	(1990)	Greenard, Jonathan.....	(2016-17)	Haydock, Robert.....	(1972-73)	Howard, Ted.....	(1951, '56-58)
Gardner, Will.....	(2013-15)	Greene, James.....	(2001-03)	Hayes, Brian.....	(1988-91)	Hrovat, Larry.....	(1972-73)
		Griffin, Jeff.....	(1984-85)	Hayes, Isaiah.....	(2019-20)	Hubbell, Ryan.....	(2012-13)





# Letterwinners

MEDIA

PREVIEW

TEAM

COACHES

REVIEW

HONORS

PROS

RECORDS

UOFL

Hudson, Bob..... (1959)  
 Hudson, Bryan..... (2021-)  
 Hudson, Tyler..... (2022)  
 Huff, Howard..... (1929-31)  
 Huffman, Gary..... (1984-87)  
 Huggins-Bruce, Ahmari..... (2021-)  
 Hughes, Fred.....(1951, '53, '56)  
 Hughley, Tobijah..... (2014-16)  
 Hulette, Virgil..... (1939)  
 Humphries, Keith..... (1981-83)  
 Hunt, John Tylerny..... (1959-60)  
 Hunter, Khalil..... (2015-16)  
 Huser, Jay..... (1969)  
 Hutchinson, D'Angelo..... (2022-)  
 Hutt, J.D. .... (1940)

## I

Iakopo, London..... (2017-18)  
 Inman, Gary..... (1969-71)  
 Isenberg, Charles..... (1938-41)

## J

Jaboin, Kenneth..... (2010-11)  
 Jackerson, Jonathan..... (2001-04)  
 Jackson, Arnold..... (1997-00)  
 Jackson, Calvin..... (1983-85)  
 Jackson, James..... (2003)  
 Jackson, Jarrett..... (2018)  
 Jackson, Joe..... (1985)  
 Jackson, Lamar..... (2015-17)  
 Jackson, Malik..... (2004-07)  
 Jackson, Mike..... (1992)  
 Jackson, Shawn..... (1991-94)  
 Jackson, Tom..... (1970-72)  
 Jacobs, A.J. .... (1973-74)  
 Jacobs, Stan..... (1941-42)  
 Jacobs, Ted..... (1992-93)  
 Jacoby, Joe..... (1978-80)  
 Jaegers, Dick..... (1963)  
 Jagers, Gene..... (1954-55)  
 Janelins, Gunars..... (1965, '67)  
 Janiak, Bill..... (1963-65)  
 Jean-Dumervi, Dejmi..... (2018-19)  
 Jefferies, Owen..... (1928)  
 Jefferson, Bobby..... (1983-86)  
 Jelinek, Steve..... (1971-73)  
 Jenkins, Chris..... (1991-94)  
 Jenkins, J.E..... (1913)  
 Jenkins, Lovie..... (2020)  
 Jenne, E.E..... (1940)  
 Jessen, Tyler..... (2008-09)  
 Jesukaitis, Tom..... (1969-71)  
 Jeter, Courtney..... (1980-82)  
 Jewell, Steve..... (1972-74)  
 Johnican, Larry..... (1977)  
 Johnson, Andrew..... (2011-14)  
 Johnson, Brandon..... (2002-05)  
 Johnson, Brent..... (2002-03)  
 Johnson, Grant..... (1998)  
 Johns, G.F..... (1913)  
 Johnson, Alvin..... (1988)  
 Johnson, Anthony..... (2018-20)  
 Johnson, Brent..... (2001-04)  
 Johnson, Charlie..... (1963-65)  
 Johnson, Chris..... (2001-02)  
 Johnson, Don..... (1984-86)  
 Johnson, Dwayne..... (1981)  
 Johnson, Eddie..... (1977-80)  
 Johnson, Joe..... (1991-93)  
 Johnson, Josh..... (2017-21)  
 Johnson, Kelby..... (2014-15)  
 Johnson, Matt..... (1994-96)

Johnson, Reggie..... (1987-90)  
 Johnson, Robbie..... (1989)  
 Johnson, Roscoe..... (2020)  
 Johnson, Ryan..... (2012-14)  
 Johnson, Steve..... (1980)  
 Johnson, Wayne..... (1958)  
 Jones, Alton..... (1992-95)  
 Jones, Chandler..... (2018-22)  
 Jones, Clyde..... (1925-26)  
 Jones, Dorian..... (2020-22)  
 Jones, Fred..... (1988-91)  
 Jones, F.C..... (1938)  
 Jones, Greg..... (1980-81)  
 Jones, Horace..... (1968-70)  
 Jones, James..... (1984-85)  
 Jones, Jason..... (1998-99)  
 Jones, Junior..... (1983-85)  
 Jones, Malin..... (2015-16)  
 Jones, Marcus..... (2001-04)  
 Jones, Mel..... (1971-72)  
 Jones, Montrell..... (2004-05)  
 Jones, Pete..... (1984)  
 Jones, Tiger..... (2002-04)  
 Jones, Walt..... (1965-66)  
 Joyer, Kamran..... (2010-13)  
 Jordan, Jawhar..... (2022-)  
 Josiah, Michael..... (1999-01)

## K

Kachler, Edmund..... (1916)  
 Kacvinsky, Bob..... (1974)  
 Kaczmarek, Jim..... (1969-70)  
 Kader, Joe..... (1980-82)  
 Kamer, D.J..... (2002-03)  
 Kaminski, Dale..... (1971-73)  
 Kandra, Luke..... (2021-22)  
 Karaglanis, Frank..... (1959-60)  
 Karem, Greg..... (1967-69)  
 Karibo, Jim..... (1946)  
 Karns, Bill..... (1948-51)  
 Karrh, Bill..... (1949)  
 Katchen, Tony..... (1980)  
 Katope, Chris..... (1941)  
 Kavanaugh, Charles..... (1913)  
 Keeling, Crawford..... (1935)  
 Keisel, John..... (1928)  
 Keller, Billy..... (1931)  
 Keller, Ken..... (1940-41)  
 Kelsey, Keith..... (2013-16)  
 Kemp, C.W..... (1929-31)  
 Kennedy, Derrick..... (1996-98, '00)  
 Kennedy, J.L..... (1929)  
 Kennedy, Kirk..... (1984-87)  
 Kennedy, Orville..... (1922)  
 Kessler, Ryan..... (2010-11)  
 Keys, Rock..... (2009-10)  
 Kibbey, Rick..... (1975-76)  
 Kidd, Don..... (1946-49)  
 Kielkopf, Bill..... (1925-26)  
 Kienzle, Tommy..... (1921-24)  
 Kimbel, Dewey..... (1923)  
 Kincaid, Addison..... (1931)  
 King, Jim..... (1969)  
 King, Mason..... (2016-19)  
 Kingston, Joe..... (1938)  
 Kinnaird, Dayna..... (2019-21)  
 Kirbus, Rich..... (1973)  
 Kirk, E.B..... (1921)  
 Kirkendahl, Walt..... (1935)  
 Kirsch, John..... (1958)  
 Klein, Nellis..... (1949-51)  
 Klochs, David..... (1992-94)

Klusman, T.C..... (2014-15)  
 Knighton, Rodney..... (1984-87)  
 Knop, Brian..... (1978)  
 Knop, Kurt..... (1980-81)  
 Knop, Otto..... (1949-52)  
 Knop, Otto, Jr..... (1977-79)  
 Knuutila, Robert..... (1990-92)  
 Kolb, Bruce..... (1982-83)  
 Kolter, John..... (1965-67)  
 Koons, Dan..... (2001-03)  
 Kordic, Brad..... (1973-74)  
 Kortas, Ken..... (1960-63)  
 Kosman, Bill..... (1971)  
 Koster, Fred..... (1924-27)  
 Koubratoff, H..... (1984-85)  
 Kovanda, Dick..... (1952-54)  
 Kozuhik, Miles..... (1953-54)  
 Kraft, Ted..... (1930)  
 Kratsas, John..... (1970-71)  
 Krebs, David..... (1982-84)  
 Kreutzjans, Gerald..... (1974)  
 Kries, Shawn..... (1993-95)  
 Kriever, Hugh..... (1953)  
 Kron, Max..... (1930)  
 Kuhn, Scott..... (2004-07)  
 Kunzman, Bill..... (1968-69)  
 Kupper, Alex..... (2010-12)  
 Kurk, Henry..... (1938-39)  
 Kuyateh, Abdul..... (2007-09)

## L

Lacy, Skylar..... (2014-15)  
 LaDuke, Joe..... (1946)  
 LaFramboise, Tom..... (1962-64)  
 Lake, R.C..... (1928-29)  
 Lakeman, Gil..... (1946)  
 Lamar, Harmon..... (1933-36)  
 Lamb, Corvin..... (2012-14)  
 Langan, Ed..... (1926-29)  
 Langan, Gene..... (1936-39)  
 Langan, M..... (1939)  
 Lannan, Joe..... (1994)  
 Lantz, Terry..... (1987-89)  
 Larkins, Ellsworth..... (1980-82)  
 Laurin, Jack..... (1986)  
 Law, Bill..... (1957)  
 Lawson, Steward..... (1931)  
 Lawton, Eric..... (1987-88)  
 Layne, Bill..... (1954-55)  
 Leahy, Tom..... (1936-39)  
 Lee, Chad..... (1999-02)  
 Lee, Champ..... (2011-13)  
 Lee, Medford..... (1966-68)  
 Lee, Wink..... (1946)  
 Leffew, Bobby..... (2001-04)  
 Leffew, Travis..... (2002-05)  
 LeFors, Stefan..... (2001-04)  
 Leggett, V.M..... (1912)  
 Lester, Chris..... (2000-01)  
 Lettie, Bill..... (1964-66)  
 Levinstin, Louis..... (1928)  
 Levy, Stuart..... (1914)  
 Lewis, Eric..... (1986)  
 Lichtenberg, Tom..... (1959-61)  
 Lichvar, Bob..... (1951-53)  
 Lifson, Josh..... (2020-22)  
 Lillard, Derrick..... (1992-95)  
 Lindsey, Wilbur..... (1935)  
 Lipsey, Curtis..... (1989-90)  
 Lipsitz, Bernard..... (1931)  
 Little, Tobias..... (2017)  
 Lively, Bill..... (1951-53)

Lobitz, James..... (1992)  
 Lockhart, Eric..... (1999)  
 Lococo, Vince..... (1941-42, '46)  
 Lohrke, Brett..... (1982)  
 Long, Ed..... (1970-72)  
 Long, Harry..... (1933-34)  
 Long, Scott..... (2006-09)  
 Long, Tom..... (1983-85)  
 Lopez, Scott..... (2000-03)  
 Lotspeich, Bob..... (1935-37)  
 Love, Allen..... (2018)  
 Lowe, Keeshan..... (2001-02)  
 Lowe, Marty..... (1991, '93-95)  
 Lowe, Melzar..... (1933-36)  
 Lowery, Brendan..... (2018)  
 Lucas, Doug..... (1984)  
 Lucas, John..... (1963-64)  
 Lucia, Tom..... (1947-50)  
 Lupo, Logan..... (2020)  
 Lyles, Lenny..... (1954-57)  
 Lyons, George..... (1912)

## M

MacFarlane, Al..... (1963-65)  
 Mack, Lawrence..... (1978-80)  
 Mack, Ryan..... (2012-14)  
 Maddox, Sidney..... (1937)  
 Madeya, John..... (1970-72)  
 Madison, Sam..... (1993-96)  
 Madrick, Ron..... (1985-87)  
 Maduaka-Cain, Ikem..... (1995)  
 Mager, Matt..... (1977-79)  
 Mahoney, Tom..... (1965-66)  
 Mahoney, Tony..... (1966-67)  
 Mahoni, Kiola..... (2015-16)  
 Majeed, Kaaba..... (1994-95)  
 Mallory, I.J..... (1955-56)  
 Mancini, Rick..... (1975)  
 Manley, Joe..... (2013)  
 Mann, Darius..... (2006)  
 Mannheim, Milton..... (1941)  
 Mantchen, Ralph..... (1947)  
 Marcus, Scott..... (1970-72)  
 Marion, Mike..... (1968)  
 Marks, Poachy..... (1925-26)  
 Marney, Ron..... (1983-84)  
 Marsh, Rondel..... (1994-97)  
 Marshall, Avery..... (1982-85)  
 Marshall, Bubba..... (2004)  
 Marshall, John..... (1985-88)  
 Marshall, Justin..... (2019-21)  
 Marshall, Steve..... (1978)  
 Martin, Amos..... (1968, '70-71)  
 Martin, Duane..... (2020-)  
 Martin, Isaac..... (2019-22)  
 Martin, Raymond..... (1983)  
 Martin, Tom..... (1970-72)  
 Mascenik, Paul..... (1973-74)  
 Massaro, Gene..... (1951-52)  
 Masterson, Ches..... (1934-37)  
 Mathews, Justin..... (2008-09)  
 Mathews, Marc..... (1983)  
 Mattingly, Chip..... (1998-01)  
 Mattingly, Dane..... (2005-08)  
 Mattingly, Paul..... (1969-71)  
 Mauldin, Lorenzo..... (2011-14)  
 Mauzy, Mike..... (1986-88)  
 Maxwell, Tim..... (1986)  
 May, Dean..... (1980-83)  
 May, Devon..... (2004)  
 Mayer, John..... (1933)  
 Mayhall, Harvey..... (1924-27)



Mbanaso, P.J. .... (2018-19)	Mitchell, Marc ..... (1975-77)	Nuss, Kevin..... (1981-84)	Peterson, Tabarius..... (2017-21)
McAllister, Scott..... (1987-90)	Mitchell, Maurice..... (2006-08)	Nuzzolese, Mike..... (1979-82)	Peterson, Zay..... (2021)
McBarnette, Geoff..... (1998-99)	Mitchell, Robert..... (1979-81)	<b>■ O</b>	Petty, Charlie..... (1967)
McBirth, Willie ..... (1976)	Mitchem, Bill ..... (1949-50)	Oben, Roman ..... (1992-95)	Petty, Ron..... (1957-60)
McCaleb, Harin ..... (1913-15)	Moll, Ken ..... (1974-76)	O'Connor, John ..... (1974)	Pfeifer, Ean..... (2019-20)
McCartney, Pete..... (1983-84)	Montano, Miguel ..... (1994-97)	Ogden, J.D. .... (1936)	Phelps, Herbie..... (1967-68)
McCauley, Adam..... (2003-04)	Montgomery, Monty..... (2019-22)	O'Hara, Evan ..... (2016-17)	Phelps, Tanny..... (1961-63)
McClain, John..... (1938-41)	Montgomery, Bob..... (1931-32)	Okeke, Nick..... (2018-2021)	Phillips, Art..... (1941)
McClanahan, C.W. .... (1912)	Montgomery, David..... (1974)	Okoye, Amobi..... (2003-06)	Phillips, Charlie..... (1953-54)
McCloud, Tyrus..... (1993-96)	Montgomery, Tom..... (1961-62)	Oldham, Richard..... (1936, '38-39)	Phillips, Joe Lee..... (1972-74)
McConnell, Bob..... (1958)	Moody, Brent ..... (2003-04)	Olejack, Greg..... (1975-76)	Philon, Roy ..... (2010-13)
McCoy, T.J. .... (2019)	Moody, Mike..... (1979)	Olinger, Ashley..... (1937)	Philpott, Chris ..... (2008-11)
McRae, Gary ..... (2017, 2019)	Moon, Ron ..... (1976-78)	Olmstead, Jim ..... (1951-53)	Pianko, Greg ..... (1983-85)
McCray, Quincy..... (1983)	Mooney, Jim..... (1955-56)	O'Neal, Bob..... (1960-62)	Pierce, G.S. .... (1939)
McCullough, Lewis..... (1973)	Moore, Frank..... (1966)	O'Neal, Pete..... (1985)	Pierre-Louis, Frank..... (1986)
McCune, Robert ..... (2001-04)	Moore, Herbert..... (1938-41)	Orem, Dale..... (1957-59)	Pierson, Glenn ..... (1935)
McDermond, Ryan ..... (2001)	Moore, Tom ..... (1981-83)	Orndorff, Steve ..... (2007)	Pillitary, Ben..... (1947)
McDevitt, Coleman ..... (1930)	Moorhatch, John..... (1942)	Osborne, Paul ..... (1921-24)	Pike, Zeke ..... (2013)
McDonald, Bennie..... (1926-28)	Moran, J.R. .... (1928, 31)	O'Shaughnessy, Joe ..... (1997-00)	Pinkston, Chad ..... (2001-03)
McDonald, Brian ..... (1998-99)	Moreau, Frank..... (1995, '97-99)	Osorio, Vasco ..... (1912-13)	Pinski, Dave ..... (1966)
McDonald, Josh ..... (2008)	Morey, Tom..... (1959-60)	Otte, Frank ..... (1953-56)	Pirkey, E.L. .... (1933)
McDonald, Mike..... (1953)	Mosby, Danny..... (1996)	Owen, Bill..... (1957-59)	Pitchford, Jack..... (1926)
McDonald, Richard ..... (1935)	Mosher, Clure ..... (1938-41)	Owens, Richard..... (2000-03)	Pitters, Lenny..... (1978)
McDowell, K. .... (1935-36)	Moss, Anthony..... (1984-85)	Oyler, Wally ..... (1966-68)	Plummer, Telly ..... (2018-20)
McDowell, Kenny ..... (1932)	Moss, Scedric ..... (1980-82)	<b>■ P</b>	Poelking, T.J. .... (1988-89)
McDowell, Paul..... (1989-90)	Mount, Deiontrez ..... (2011-14)	Pace, Preston ..... (2009)	Pointer, Chris ..... (1994)
McFadden, Ricky ..... (1989-91)	Moyler, David ..... (1988-90)	Padget, Jason ..... (1999-00)	Pointer, Jeff..... (1987-88)
McGinnis, Henry..... (1941)	Mudd, Charlie..... (1962-63)	Painter, Benny..... (1983-84)	Pok, Jack ..... (1979-80)
McKay, Don..... (1936-39)	Muir, P.B. .... (1921)	Painter, Jed..... (1983)	Pollock, Ed..... (1993)
McKay, Ken ..... (1987-90)	Muldoon, Phil..... (1942-46)	Palmer, Deon ..... (2005-07)	Polston, Tyler ..... (2017-19)
McKay, Paul..... (1936-38)	Mulhall, R.E. .... (1931)	Papania, Joe..... (1947-50)	Pomeroy, Don ..... (1973-75)
McKinney, Mike ..... (1987-89)	Mullins, Terry..... (1978)	Pardieu, Ben..... (1973)	Pongonis, Mark ..... (1975-78)
McKinney, Ray ..... (1928-31)	Mumma, John..... (1974)	Pardieu, Chris ..... (1982-83)	Pontius, Bill ..... (1913)
McMahon, Bill..... (1964-66)	Murphree, Mallory..... (1915)	Parker, Cardell..... (1972-74)	Poole, Nathan ..... (1975-78)
McMahon, Mike..... (1961-62)	Mumphrey, Kevin ..... (1994)	Parker, DeVante ..... (2011-14)	Porco, Ken ..... (1957-59)
McMahon, Todd..... (1980)	Murrer, David ..... (1982)	Parker, Zek..... (1998-01)	Posadas, Pedro ..... (1976-77)
McNeil, Lukayus ..... (2015-18)	Musgrave, Mark ..... (1980-82)	Parnell, Devontre ..... (2014-16)	Powell, Bilal..... (2007-10)
McVey, R. .... (1950)	Myers, Keith..... (1951)	Parrott, Herb..... (1983)	Powell, Carl..... (1995-96)
Meade, Jack..... (1953-55)	Myles, Lamar ..... (2005-07)	Pascascio, Gio..... (2014-16)	Price, Keith ..... (1983-84)
Meadows, Brenon..... (1993-94)	<b>■ N</b>	Paschal, Jordan..... (2011)	Prince, Calvin..... (1976-77)
Meeks..... (1916)	Nabor, Chuck ..... (1957)	Paschley, Troy..... (2007-09)	Pritchett, Doug ..... (1982-84)
Melton, Dez..... (2020-22)	Nachand, Clarence..... (1926)	Pass, Jawon..... (2017-19)	Pryor, Bill ..... (1923)
Merriweather, B.M. .... (1913-14)	Nagle, Browning ..... (1989-90)	Pass, Khane ..... (2016-19)	Pryor, Calvin..... (2011-13)
Mershon, Oliver..... (1932)	Naimaister, Dave..... (1982-84)	Patrick, Garrin ..... (1991-93)	Pugh, Roy ..... (1951-52, '57)
Middleton, Finesse ..... (2014)	Nakatani, Matthew ..... (2012)	Patrick, Johnny..... (2007-10)	Pullem, David ..... (1974)
Mihaljevic, Tom ..... (1983)	Najjar, Larry..... (1974)	Patrick, Wayne..... (1965-67)	Purcell, Chris ..... (1974-75, '77)
Mihm, Tom..... (1969-71)	Nauert, Jim..... (1984, '86-87)	Patterson, Danny..... (1993)	Purcell, Don ..... (1952-53)
Miles, Steve ..... (1994)	Navarro, Todd..... (1983-84)	Patterson, Pat ..... (1979-81)	Purry, Dar-Shay..... (1996-98)
Mills, Mel..... (1988-91)	Neafus, Stan ..... (1946)	Patterson, T.J. .... (2000-03)	Puryear, Ramon..... (2020-)
Miller, Brian..... (1983-84)	Neat, L.R. .... (1931)	Payne, James..... (1992-93)	Putnam, Rufus ..... (1933)
Miller, Brook..... (1983)	Neely, Mike..... (1991)	Payne, Jason ..... (1994-96)	<b>■ Q</b>
Miller, Charles..... (1935)	Neidert, John ..... (1965-67)	Payton, Ray..... (1977-79)	Quarterman, Kurt ..... (2003-06)
Miller, David..... (1985-87)	Newman, Bud ..... (1929-31)	Payne, Ryan..... (2008-09)	Quick, James..... (2013-16)
Miller, Greg..... (1981)	Nichols, Les..... (1983-84)	Peacock, Walter ..... (1972-75)	Quick, Rhonyia..... (1991)
Miller, Henry ..... (1999-02)	Nickerson, Bruce..... (1972-74)	Peak, Andy ..... (1996)	Quinn, Terry..... (1991-94)
Miller, Horace..... (2009)	Nicoletti, Joe..... (1951-53)	Peake, C.J. .... (2009-10)	Quinn, T.J. .... (2022-)
Miller, Jim..... (1978-81)	Niece, Robert..... (1980-82)	Pearson, E.C. .... (1931)	<b>■ R</b>
Miller, John..... (2011-14)	Noafus, Roy ..... (1946)	Peete, Devante..... (2015-16, 2018-19)	Rabatin, Will..... (2002-04)
Miller, Kevin ..... (1974-77)	Nochta, Pete..... (2007-10)	Pence, Bill ..... (1950-51)	Racel, David..... (1984)
Miller, Uncas..... (1925-27)	Noon, John ..... (1953-56)	Pennella, Rick ..... (1976-77)	Radcliff, Brandon..... (2013-16)
Miller, V. .... (1926-28)	Nord, Gary..... (1977-79)	Perkins, Zach..... (2011)	Radcliff, Scott..... (2009-12)
Milton, Matt..... (2014)	Nord, Nate..... (2010-12)	Perrin, Billy..... (1976-79)	Radmacher, Frank ..... (1966-68)
Mingus, Marvin ..... (1951)	Nord, Rick ..... (1995-98)	Perrin, Jamie..... (1978-80)	Rager, Dick ..... (1947)
Minkins, Josh..... (2000-03)	Norman, E.J. .... (1937)	Perry, Ben..... (2022-)	Raglin, Richard ..... (2005-09)
Minkins, Josh, Jr. .... (2020-)	Norris, Bobby..... (1978)	Perry, Kirk..... (1983-84)	Ragone, Dave..... (1999-02)
Minnifield, Frank..... (1979-82)	Norris, Dave..... (1968-70)	Perry, Pat ..... (1939, '41-42)	Ramey, Roy ..... (1947)
Minogue, Mike..... (1983-86)	Norris, Jim ..... (1983)	Perry, Senorise..... (2010-13)	Ramsey, Frank..... (1946-49)
Miseti, Steve ..... (1996)	Norton, Travis..... (2005-08)	Perry, W. .... (1950)	Rankins, Sheldon ..... (2012-15)
Mitchell, C. .... (1939-40)	Nugent, R.C. .... (1912)	Pesavento, James..... (1995-97)	Rascati, Justin..... (2003)
Mitchell, Jalen..... (2020-22)	Nunn, Bob..... (1948-50)	Peterson, Rick ..... (1972)	Rasmussen, Roy ..... (1929)
Mitchell, Lamonte..... (1980)	Nuss, Dave..... (1963-64)		





# Letterwinners

MEDIA

PREVIEW

TEAM

COACHES

REVIEW

HONORS

PROS

RECORDS

UOFL

Raush, Russ..... (1946)	Roundtree, Antonio..... (1997-00)	Sharp, Antoine..... (2004-05)	Smith, TreSean..... (2017-18)
Ray, Babe..... (1950-51)	Roundtree, Toriano..... (2017)	Sharp, Brandon..... (2003-06)	Smith, Trey..... (2016-18)
Ray, Bill..... (1948-50)	Rowan, Watson..... (1912-13)	Shaw, Rick..... (1985-86)	Smith, Walter..... (1946)
Ray, Gerald..... (1949-51)	Rowe, Lionel..... (1916)	Shearer, Guy..... (1928-31)	Smyrichinsky, Tod..... (1986)
Ray, Leonard..... (1990-93)	Rubbert, Ed..... (1983-86)	Sheehy, Mike..... (1974-76)	Snow, John..... (1929)
Raymond, Warren..... (1940-42)	Rusley, Bobby..... (1984)	Sheeley, J.J..... (1937)	Snyder, Ashley..... (1999)
Reherman, James..... (1930, '32)	Russell, Benny..... (1964-66)	Sheffield, Charles..... (1996-99)	Solberg, Cliff..... (1960)
Rechtin, Les..... (1950-52)	Russell, J.R..... (2001-04)	Shelby, Willie..... (1982-85)	Sonye, Anthony..... (1992-94)
Redman, Bob..... (1968-69)	Russell, Jonathan..... (2004-07)	Shelman, Anthony..... (1992-94)	Sonye, Eric..... (1992-94)
Redman, Chris..... (1996-99)	Russell, Ron..... (1971-73)	Shell, H.E..... (1931)	Sosnin, Hershell..... (1931-34)
Redman, Lloyd..... (1946)	Ryan, Bill..... (1933-34)	Shelton, Don..... (1946-49)	Sowa, John..... (1954-55)
Reed, Corey..... (2017, '19)	Ryan, D..... (1938)	Shelton, Eric..... (2003-04)	Sowell, Eugene..... (2007-10)
Reese, John..... (1921)	Ryan, George..... (1932-34)	Shelton, John..... (1949-52)	Spalding, Stewart..... (2000)
Reese, Steve..... (1971-73)		Shepherd, Mark..... (1990-93)	Sparkman, Alan..... (1946)
Reid, Ben..... (1927, '30-31)	<b>S</b>	Sherman, Francis..... (2021-)	Speedy, Jeff..... (1981-82)
Reid, Jack..... (1958-61)	Sales, Larry..... (1975)	Sherman, Jack..... (1937-38)	Spence, Emonee..... (2015)
Reid, Trevor..... (2020-22)	Salmon, Randy..... (2010-11)	Shields, Harry..... (1928-29)	Spencer, Charles..... (1928-29)
Reiger, Jack..... (2022-)	Sammons, Bill..... (1959-60, '62)	Shively, Brett..... (1996-98)	Spencer, Clarence..... (1964-65)
Reiger, Mason..... (2021-)	Samons, Kyle..... (2000)	Sholly, Jeff..... (1996-98)	Spencer, Jerry..... (2002-03)
Reiling, George..... (1938-40)	Sample, James..... (2014)	Short, Bill..... (1966-67)	Spencer, Sergio..... (2005-08)
Renner, Rich..... (1995-96)	Samuel, Traveon..... (2015-17)	Shortridge, Kyle..... (2014-16)	Spillman, Ben..... (1971)
Repass, Carl..... (1950)	Sander, Mark..... (1987-90)	Sibica, Pedro..... (2013-15)	Spillman, JaJuan..... (2006-07)
Reve, Jermaine..... (2012-15)	Sanders, Matt..... (2004-05)	Silliman, Harlan..... (1952)	Spitz, Jason..... (2002-05)
Reynolds, Ed..... (1987-90)	Sanders, Jaguar..... (2000)	Silverstein, Phillip..... (1921)	Spratt, Greg..... (1983-85)
Rhodes, Kerry..... (2001-04)	Sanders, Raynard..... (1986)	Simien, Terence..... (2009-11)	Stahl, Scott..... (1982)
Rhodes, Walter..... (1987, '89-91)	Sanks, David..... (1967-69)	Simms, Matt..... (2008-09)	Stallings, Jim..... (1966-68)
Rice, Quinn..... (1995-96)	Sanogo, Momo..... (2022)	Simon, John..... (1970-71)	Stallings, Tony..... (1998-01)
Rice-Lockett, Terry..... (1994-97)	Santho, Rick..... (1974)	Simpson, Reneau..... (1972)	Standberry, Charles..... (2014-17)
Richart, Phil..... (1962-63)	Sartini, Gene..... (1950, '54-55)	Sims, Antoine..... (1999-02)	Stanley, Montavious..... (2002-05)
Richardson, De'Asian..... (2014-17)	Saterfield, Tyrone..... (2002-03)	Sims, Coswell..... (1994-95)	Staples, Jamari..... (2015)
Richardson, Josh..... (1997-98)	Saunders, Gerald..... (1977)	Sims, T..... (1925)	Staples, Malik..... (2016-18)
Richey, Harper..... (1921-22)	Savage, Ja'Quay..... (2015-16)	Singleton, Neil..... (1986-87)	Starks, Price..... (1925-26)
Rideout, Dave..... (1947)	Savoy, William..... (2008-11)	Sipe, Ken..... (1939-41)	Starnes, Bob..... (1960-62)
Riles, Wayne..... (2003-04)	Schad, Bill..... (1961-63)	Sivori, Chris..... (1999-00)	Stearns, Josh..... (2012)
Riley, Jimmy..... (2003-06)	Schaeffer, Jim..... (1963)	Six, Bob..... (1974)	Steele, B.J..... (2001-02)
Riley, Marcus..... (2018)	Schaller, Paul..... (1983-86)	Six, Clayton..... (2020)	Steger, Roy..... (1976)
Riley, Quincy..... (2022-)	Scharre, Stan..... (1937-38)	Skaaland, Ed..... (1971)	Steiger, Joe..... (1932)
Rimpsey, Chad..... (2002-05)	Scheler, Nate..... (2017-18)	Skarja, Joe..... (1977-78)	Stein, Will..... (2009-12)
Riser, Bob..... (1974-75)	Scheper, Guy..... (1977-79)	Skiles, Ricky..... (1975-79)	Stephens, Gerald..... (1987-89)
Ritchie, Norm..... (1965)	Scherma, Joe..... (1963)	Skinner, Darius..... (2015)	Stephens, Keith..... (1986-88)
Rivenbark, Dave..... (1949-52)	Sherman, Francis..... (2020-22)	Skinner, Roy..... (1946)	Stern, Walter..... (1931-32)
Roberts, Eugene..... (1946)	Schiengold, Pat..... (1921-23)	Slater, W.L..... (1935)	Stevens, Howard..... (1971-72)
Roberts, Marcus..... (2008-09)	Schloemer, Fred..... (1936-39)	Slatter, Tone'..... (2001-02)	Stewart, Isaac..... (2015-17)
Robertson, Jim Tom..... (1925-28)	Schloemer, Louis..... (1938-40)	Slechter, Rex..... (1955-56)	Stickrod, Kelly..... (1980-83)
Robbins, Aidan..... (2020-21)	Schmitt, Paul..... (1956)	Slider, Bill..... (1936, '38)	Stiers, Bill..... (1946)
Robinson, Andrew..... (2007-09)	Schneider, B..... (1928)	Smart, Gavin..... (2003-06)	Stingily, Byron..... (2009-10)
Robinson, G.G..... (2016-19)	Schonsiegel..... (1912)	Smith, Allen..... (2021)	Stinson, Jason..... (1992-95)
Robinson, Kenny..... (1977-80)	Schrader..... (1912)	Smith, Andrell..... (2009-12)	Stitch, Charles..... (1960-62)
Robinson, Rex..... (1957)	Schuhmann, George..... (1932)	Smith, Bernard..... (1938-40)	Stone, Joe..... (1938-41)
Roach, Kaheem..... (2018)	Schuler, Dave..... (1975-77)	Smith, Braden..... (2020-22)	Stram, Stu..... (1976-79)
Roche, Brian..... (2007-08)	Schuler, Lonnie..... (1972-73)	Smith, Brevin..... (1989, '91-92)	Steele, B.J..... (2002)
Robinson, Stephan..... (2011-12)	Schultz, Tim..... (1951-52)	Smith, Bryon..... (1951-52)	Street, Al..... (1974)
Rodgers, Clarence..... (1912-13)	Schuppert, Ray..... (1941, '46)	Smith, Clarence..... (1948-50, '53)	Strickland, Rod..... (1992-93)
Rodriguez, Ariel..... (1999-01)	Scott, Chris..... (1997)	Smith, Damien..... (2016-19)	Stricklin, Larry..... (1985-86, '88)
Rodriguez, Shawn..... (1991)	Scott, L.D..... (2006-09)	Smith, Dee..... (2015-18)	Striegel, Harold..... (1949-50)
Roe, Jeff..... (1982)	Scott, L.J..... (2014-15)	Smith, Dwight..... (1989)	Stripling, George..... (2005-07)
Rogers, Deon..... (2010-13)	Scott, Leslie..... (1933)	Smith, E.R..... (1932)	Strull, Asher..... (1931-33)
Rogers, Eli..... (2011-14)	Scott, Mike..... (1995)	Smith, Erin..... (1999-00)	Struss, Ed..... (1928)
Rollins, Eric..... (1979, '82)	Scroggins, Tyrann..... (1994)	Smith, Hakeem..... (2010-13)	Struve, Dudley..... (1915-16)
Roman, Israel..... (1971, '74)	Scruggs, Greg..... (2008-11)	Smith, Jake..... (2011-14)	Sturgeon, John..... (1977)
Romano, Mike..... (2012)	Searcy, Ed..... (1937)	Smith, Jaylen..... (2015-18)	Sturgeon, Mike..... (2005-06)
Romey, J.H..... (1937)	Searcy, Greg..... (1978-79)	Smith, Jeff..... (1986-88)	Sturghill, Cornelius..... (2015, '17-19)
Rommell, Bill..... (1946)	Sehlinger, George..... (1933-34)	Smith, Jeremy..... (2015-16, '18)	Sturtzel, Gil..... (1955-57)
Rooney, George..... (1939)	Sekeres, Duke..... (1957, '60)	Smith, Jerry..... (1959-62)	Sullivan, Leonard..... (1983-84)
Roper, Ricky..... (1994)	Seldon, Joe..... (1931)	Smith, Joe..... (1965-67)	Summers, Wilbur..... (1972-75)
Roscoe, Terrence..... (1991-94)	Sellers, Chris..... (1985-87)	Smith, Joey..... (1987-90)	Sumpter, Ben..... (1990-93)
Rose, Harold..... (1937-38)	Semak, Tony..... (1990)	Smith, Kolby..... (2003-06)	Suski, Jon..... (1996-98)
Rosenfield, Jimmy..... (1938-41)	Senkevich, John..... (1968-69)	Smith, Marcus..... (2010-13)	Sutherland, Lou..... (1959-60)
Ross, Terrence..... (2014)	Settle, Mickey..... (1964-66)	Smith, Marty..... (1972-74)	Swabek, Craig..... (1986-89)
Rossoll, Don..... (1957-59)	Seguin, Jeremy..... (2004-05)	Smith, Nate..... (2000-03)	Swafford, Darryl..... (1987-88, '90)
Roth, Horace..... (1927-29)	Sexton, Matt..... (1998-2000)	Smith, Preston..... (2004-07)	Swanson, Gunard..... (1982)
Rothfield, D..... (1940)	Sgroi, Anthony..... (1938-40)	Smith, Tony..... (1974-77)	Swope, Kurt..... (1971)



### T

Tarleton, Eric ..... (1982-84)  
 Tatum, Malcom ..... (2009-10)  
 Tavarczyk, P.J. .... (2003-04)  
 Taylor, Al ..... (1931-33)  
 Taylor, Bill ..... (1942)  
 Taylor, Deriontae ..... (2003-06)  
 Taylor, Dewayne..... (1997-00)  
 Taylor, Leland ..... (1996)  
 Taylor, Wayne ..... (1980)  
 Teague, G. .... (1949)  
 Teague, Titus ..... (2011-12)  
 Tell, Dezmond ..... (2020-)  
 Terry, Elmer ..... (1921)  
 Terry, Prentiss..... (1915-16)  
 Tharpe, Richard..... (1979-82)  
 Theiss, Jim..... (1971)  
 Thieneman, Chris..... (1983-84, '86-87)  
 Thigpen, Chris ..... (2001-00)  
 Thiry, Bob ..... (1978-80)  
 Thomas, Ben ..... (1916)  
 Thomas, Conrad ..... (2010)  
 Thomas, Chaz ..... (2008-09)  
 Thomas, Danny..... (1983-86)  
 Thomas, DeForest ..... (1978)  
 Thomas, Kenny ..... (2015-18)  
 Thomas, Tawfiq..... (2022-)  
 Thompson, Glenn ..... (1990-93)  
 Thompson, Sam ..... (1922-23)  
 Thompson, Tommy ..... (1927-30)  
 Thomas, Devon ..... (1999-02)  
 Thomas, Justin ..... (1998-00)  
 Thomas, Lamarques ..... (2017-19)  
 Thomas, Latarrius..... (2006-08)  
 Thomas, Stacy ..... (2014-17)  
 Thomas, Troy ..... (1992)  
 Thomas, Tyrone..... (1988)  
 Thompson, Corey ..... (2006-08)  
 Thompson, Willard ..... (1928)  
 Thrasher, Robert..... (1976-77)  
 Threlkeld, ..... (1932-35)  
 Tibbals, Luther ..... (1931)  
 Tillery, John ..... (1978)  
 Tillman, Caleb ..... (2017)  
 Tinch, Joshua ..... (2002-05)  
 Tipton, Roy..... (1946)  
 Tisci, Nunzio ..... (1953-55)  
 Todd, Bob ..... (1946)  
 Todd, Bryan ..... (1979-80)  
 Todd, Grover..... (1913)  
 Tomczyk, Greg ..... (2007-10)  
 Topp, Demarcus..... (2012)  
 Touche' ..... (1995-96)  
 Towbridge, Keith..... (2013-16)  
 Townsel, Wyman..... (1951-52)  
 Townsell, Ray ..... (1951-52)  
 Townsend, Joe..... (2009)  
 Trabue, Joe ..... (1946-49)  
 Trainor, Mike ..... (1980-81, '83)  
 Trautwein, Jay ..... (1980-82)  
 Trautwein, Jerry..... (1982)  
 Travelstead, Brock ..... (2020-)  
 Trawick, J.D. .... (1930)  
 Trimble, Harry ..... (1972-73)  
 Triplett, Tom ..... (1990)  
 Tronzo, Joe ..... (2006-09)  
 Trotter, Harry..... (2017)  
 Troutman, Trennell ..... (2018-19)  
 Tucker, Eric..... (1986)  
 Tucker, James ..... (1929)  
 Turley, Howard ..... (1956-59)  
 Turner, Harold ..... (1936-39)

Turner, James ..... (2020-22)  
 Turner, Ken ..... (1946-47, '49-50)  
 Turner, Jacques ..... (2021)  
 Turner, Maurice ..... (2022-)  
 Turenne, Woody ..... (2007-08)  
 Tuoyo, John ..... (1987)  
 Tydlacka, Wade ..... (2000-03)  
 Tyson, Jeryl ..... (1994-95)

### U

Uhl, Griffin ..... (2014-15)  
 Uhrig, Phil ..... (1941)  
 Underwood, George..... (1980)  
 Underwood, James ..... (1994)  
 Unitas, Joe..... (1954-56)  
 Unitas, Johnny ..... (1951-54)  
 Urrutia, Mario..... (2005-07)  
 Urton, F.W. .... (1916)  
 Utley, Shedrick ..... (1992)

### V

Valvo, Jack..... (1951-52)  
 Vance, Greedy ..... (2020-21)  
 Vandervert, Art..... (1922-23)  
 Varajohn, Milan ..... (1958)  
 Vari, Bob ..... (1969)  
 Vassett, Mark..... (2021-22)  
 Vatuvei, Pio ..... (2014-15)  
 Vaughn, Chris ..... (2006)  
 Vaughn, Eric ..... (1984, '86)  
 Velesig, Dave..... (1966-67)  
 Veto, Mike ..... (1983-86)

### W

Wade, Ryan ..... (1995-97)  
 Waggoner, Dave ..... (1971)  
 Wagner, Mike ..... (1965)  
 Wagoner, Jim ..... (1972-75)  
 Wakefield, Keion ..... (2019)  
 Walker, Adriel ..... (1999-00)  
 Walker, L. T. .... (2006-09)  
 Walker, Andy ..... (1954-57)  
 Walker, Cleo..... (1967-69)  
 Walker, Dan ..... (1959-61)  
 Walker, Ronald..... (2016-17)  
 Walker, Sanford..... (1973)  
 Walker, Stanley..... (1912-13)  
 Walker, Robert ..... (1999)  
 Wall, John ..... (1980-82)  
 Wallace, Corey ..... (1999)  
 Wallace, John ..... (2012-15)  
 Waller, John ..... (1968)  
 Waltman, Earl ..... (1941-42)  
 Ward, Jerry..... (1974-77)  
 Ware, Kevin ..... (1998)  
 Ware, Latrell..... (1987-90)  
 Ware, Yeasive..... (1996-97)  
 Wareing, W.A. .... (1939)  
 Warner, Rex..... (1950-51)  
 Warren, Gary ..... (1985-87)  
 Washington, David ..... (1996)  
 Washington, Ted ..... (1987-90)  
 Washington, Trumaine ..... (2014-17)  
 Watkins, Jordan..... (2020-21)  
 Watkins, Mike..... (1997-00)  
 Watkins, Olante ..... (1993)  
 Watson, Richard..... (1967-69)  
 Watts, Bill ..... (1936, '38)  
 Watts, Erik ..... (1991)  
 Watzek, Joe ..... (1968, '71)  
 Wayland, Bob..... (1946-47)  
 Wayne, Rollo..... (1915-16)

Weathers, Jason ..... (2000-02)  
 Webb, Don ..... (1973-74)  
 Webb, Matt..... (2004-06)  
 Weber, C.J. .... (1932)  
 Weber, Pat..... (1926)  
 Weedman, Daniel..... (2009-10)  
 Weedman, William ..... (1985)  
 Weidner, Garland..... (1922-23)  
 Weihe, Cofer ..... (1935-36)  
 Weining, Harry ..... (1947-50)  
 Welch, Joe..... (1970-72)  
 Welch, Joe..... (1983)  
 Wells, Spencer ..... (1984)  
 Werts, Shai ..... (2021)  
 Wetherby, L. .... (1927-28)  
 Wetterer, Mark..... (2007-10)  
 Wheat, Donte ..... (1983-84)  
 White, Chris ..... (2011-12)  
 White, Dan ..... (1957-59)  
 White, Dewayne ..... (2000-02)  
 White, Marcus ..... (1989)  
 White, Mike..... (2000)  
 White, R.G. .... (1938)  
 Whitehead, DeAntwan..... (2006-07)  
 Whitehead, Roger ..... (1961-64)  
 Whitlow, Boosie..... (2018-19)  
 Whittkamp, Jack ..... (1946)  
 Wibbels, Jerry..... (1953)  
 Wiggins, Anthony..... (1985-86)  
 Wiggins, Dee ..... (2022)  
 Wiggins, Shaq ..... (2015-16)  
 Wiley, Deran ..... (1995-97)  
 Wiley, Josh ..... (2008-09)  
 Wiljanen, Roy ..... (1970-71)  
 Williams, Agyei ..... (2008-09)  
 Williams, Andy ..... (1965-67)  
 Williams, Anthony ..... (1981-82)  
 Williams, Bill ..... (1916)  
 Williams, Bob ..... (1955-58)  
 Williams, Carl..... (1982-84)  
 Williams, Charles ..... (1925, '27-29)  
 Williams, Chris ..... (2016)  
 Williams, Chucky ..... (2015-17)  
 Williams, Dae ..... (2017)  
 Williams, Dan..... (1982)  
 Williams, David ..... (1986)  
 Williams, Deron..... (1988-90)  
 Williams, Ebb ..... (1976-78)  
 Williams, George ..... (1985-88)  
 Williams, Jermaine..... (1992-94)  
 Williams, Josh ..... (2004)  
 Williams, Jim ..... (1950-52)  
 Williams, Leon ..... (1978-81)  
 Williams, Malik..... (2016-17)  
 Williams, Popeye..... (2022-)  
 Williams, Rico..... (1996-98)  
 Williams, Willie ..... (2006-07)  
 Williams, Willie A. .... (2007)  
 Williams, Vic ..... (1978)  
 Williams, Waymon..... (1997)  
 Willis, Gerald..... (1967)  
 Wilmsmeyer, Klaus..... (1988-91)  
 Wills, Don ..... (1978)  
 Wilshire, Jim ..... (1952)  
 Wilson, Colin ..... (2018-19)  
 Wilson, Dilbert ..... (1946)  
 Wilson, Kam ..... (2020-)  
 Wilson, Mark..... (1978-81)  
 Wilson, O'Harlan ..... (1929)  
 Wilson, Otis..... (1977-79)  
 Wilson, Richard ..... (1946-47)  
 Wilson, Robert..... (1980-82)

Wimberly, Darrell ..... (1980-82)  
 Winningham, Roy..... (1985)  
 Winrich, Dave..... (1985)  
 Winters, Jim..... (1968-70)  
 Wirpio, Carl..... (1937-38)  
 Wise, Walter..... (1987-88)  
 Witcpalek, Alex..... (2012-13)  
 Wolf, Jim..... (1948-50, '55)  
 Wolfe, Tyler..... (2007-08)  
 Wolford, Maury ..... (1948-50, '55)  
 Wolke, Joe..... (1968-70)  
 Womack, Bill ..... (1946-47)  
 Woodard, Jonta' ..... (2001)  
 Woodring, Andy ..... (1984)  
 Woodruff, Dwayne..... (1976-78)  
 Wood, Eric..... (2005-08)  
 Woods, Ryan..... (1999)  
 Worden, N.A. .... (1940-41)  
 Wordlow, Antuan..... (1994)  
 Wright, Adolph ..... (1932)  
 Wright, Hugh..... (1939-41)  
 Wright, Jeremy ..... (2010-12)  
 Wright, Les..... (1932-33)  
 Wright, Steve..... (1976)  
 Wyatt, Jason ..... (1995-98)  
 Wyatt, Jim..... (1964-66)

### Y

Yamin, Rick..... (1984-88)  
 Yeast, Russ..... (2017-20)  
 Young, Antonio ..... (1984-85)  
 Young, Ed ..... (1955-58)  
 Young, James..... (1986)  
 Young, Mike..... (1970-71)  
 Young, Steve..... (1970-72)  
 Young, Trevon ..... (2014-17)

### Z

Zamberlan, Jim ..... (1965-67)  
 Zangaro, Fred..... (1954)  
 Zariczny, P.J. .... (1997-98)  
 Zarrilli, Rob ..... (2004)  
 Zebich, Frank..... (1999-00)  
 Zigler, Bernard ..... (1985, '87)  
 Zilko, Randy ..... (1997-98)  
 Zimlich, Lou..... (1936-39)

MEDIA

PREVIEW

TEAM

COACHES

REVIEW

HONORS

PROS

RECORDS

UOFL





# First Team All-Americans

MEDIA

PREVIEW

TEAM

COACHES

REVIEW

HONORS

PROS

RECORDS

UOFL



LENNY LYLES

**1957**  
Associated Press  
Little All-America




KEN KORTAS

**1963**  
Football Writers Association  
of America



TOM JACKSON

**1972**  
Walter Camp  
Football Foundation



OTIS WILSON

**1979**  
Newspaper Enterprise  
Association  
Sporting News



TED WASHINGTON

**1989**  
Gannett



JAMIE ASHER

**1994**  
Football News



ROMAN OBEN

**1994**  
Gannett



SAM MADISON

**1996**  
Football News



IBN GREEN

**1999**  
AFCA



ANTHONY FLOYD

**2000**  
Walter Camp



DEWAYNE WHITE

**2001**  
Pro Football Weekly



BRODERICK CLARK

**2002**  
NationalChamps.Net



ELVIS DUMERVIL

**2005**  
AFCA, AP, CFN, ESPN,  
FWAA SN, SI, Walter Camp



MARCUS SMITH

**2013**  
FWAA



GEROD HOLLIMAN

**2014**  
AFCA, AP, Athlon, CBS,  
ESPN, FWAA, Fox, Scout, SI,  
USA Walter Camp



LAMAR JACKSON

**2016**  
AFCA, AP, Athlon, CBS,  
ESPN, FWAA, Fox, Scout, SI,  
USA Walter Camp, Phil Steele



STACY THOMAS

**2016**  
Pro Football Focus





**Second Team All-American**

2019	Mekhi Becton	Offensive Tackle
	Javian Hawkins	Running Back
2017	Lamar Jackson	Quarterback
2016	Jaire Alexander	Cornerback
2013	Marcus Smith	Defensive End
	Calvin Pryor	Safety
2010	Hakeem Smith	Freshman All-American
2008	Victor Anderson	Freshman All-American
2007	Harry Douglas	Wide Receiver
2006	Art Carmody	Place Kicker
2005	Eric Wood	Freshman All-American
2002	Broderick Clark	Kick Returner
2001	Dewayne White	Defensive End
2000	Anthony Floyd	Safety
1999	Ibn Green	Tight End
1995	Roman Oben	Offensive Tackle
1993	Anthony Bridges	Cornerback
1992	Ray Buchanan	Cornerback
1972	Tom Jackson	Linebacker
	Howard Stevens	Running Back
1949	Tom Lucia	Running Back

**Third Team All-American**

2013	Marcus Smith	Defensive End
2010	Johnny Patrick	Cornerback
2006	Kurt Quarterman	Offensive Line
2004	Travis Leffew	Offensive Line
2001	Dewayne White	Defensive End
1998	Ibn Green	Tight End
1996	Sam Madison	Cornerback
1995	Sam Madison	Cornerback
1991	Mark Zander	Linebacker
1972	Tom Jackson	Linebacker
1961	John Finn	Offensive Line

**Honorable Mention All-American**

2015	Lamar Jackson	Quarterback
2013	Lorenzo Mauldin	Linebacker
	Teddy Bridgewater	Quarterback
2012	Teddy Bridgewater	Quarterback
2006	Art Carmody	Placekicker
2005	Mario Urrutia	Wide Receiver
	Rod Council	Cornerback
2000	Dave Ragone	Quarterback
	Michael Josiah	Defensive End
1999	Chris Redman	Quarterback
1994	Jamie Asher	Fullback
1993	Ralph Dawkins	Running Back
	Joe Johnson	Defensive Tackle
1992	Ray Buchanan	Cornerback
	Ralph Dawkins	Running Back
1991	Ray Buchanan	Cornerback
1989	Mark Zander	Linebacker
1988	Ted Washington	Defensive Tackle
1987	Chris Thienman	Defensive Tackle
	Chris Sellers	
1985	Matt Battaglia	Linebacker
1972	Tom Jackson	Linebacker
	John Madeya	Quarterback
	Gary Barnes	Wide Receiver
	Frank Gitschier	Center



MARCUS SMITH

1970	Bill Gatti	Running Back
1948	Bob Bauer	
1941	Charles Isenberry	Running Back
1930	Gary Shearer	Linebacker
1930	Tom Thompson	Running Back

**Freshman All-American**

2001	Bobby Leffew	Defensive Line
2002	Broderick Clark	Return Specialist
2005	Eric Wood	Offensive Line
2006	Deantwan Whitehead	Defensive Line
2008	Victor Anderson	Running Back
2009	Mario Benavides	Offensive Line
2010	Hakeem Smith	Safety
2010	B.J. Butler	Linebacker
2011	Teddy Bridgewater	Quarterback
2011	Michael Harris	Wide Receiver
2011	DeVante Parker	Wide Receiver
2011	Jake Smith	Offensive Line
2012	John Wallace	Kicker
2012	Keith Brown	Linebacker
2014	Reggie Bonnafon	Quarterback
2015	Lamar Jackson	Quarterback
2015	Geron Christian	Offensive Line
2016	Mason King	Punter
2017	Mekhi Becton	Offensive Line
2017	Dorian Etheridge	Linebacker
2019	Javian Hawkins	Running Back

**Preseason Watch Lists****1999**

Johnny Unitas Award	Chris Redman
---------------------	--------------

**2001**

Jim Thorpe Award	Anthony Floyd
------------------	---------------

**2002**

Bronko Nagurski Trophy	Anthony Floyd
Bronko Nagurski Trophy	Dewayne White
Davey O'Brien Award	Dave Ragone
Jim Thorpe Award	Curry Burns
Jim Thorpe Award	Anthony Floyd
Johnny Unitas Award	Dave Ragone
Lou Groza Award	Nate Smith
Walter Camp Award	Anthony Floyd
Walter Camp Award	Dave Ragone

**2003**

Rimington Trophy	Dan Koons
------------------	-----------

**2004**

Butkus Award	Robert McCune
Davey O'Brien Award	Stefan LeFors
Doak Walker Award	Lionel Gates
Johnny Unitas Award	Stefan LeFors

**2005**

Butkus Award	Abe Brown
--------------	-----------

MEDIA

PREVIEW

TEAM

COACHES

REVIEW

HONORS

PROS

RECORDS

UOFL





## All-Americans

MEDIA

PREVIEW

TEAM

COACHES

REVIEW

HONORS

PROS

RECORDS

UOFL



ART CARMODY

Butkus Award	Brandon Johnson
Davey O'Brien Award	Brian Brohm
Doak Walker Award	Michael Bush
Lombardi Award	Travis Leffew
Lou Groza Award	Art Carmody
Maxwell Award	Brian Brohm
Maxwell Award	Michael Bush
Outland Trophy	Travis Leffew
Rimington Trophy	Jason Spitz
Ted Hendricks Award	Elvis Dumervil

## 2006

Butkus Award	Nate Harris
Davey O'Brien Award	Brian Brohm
Lou Groza Award	Art Carmody
Manning Award	Brian Brohm
Maxwell Award	Brian Brohm
Maxwell Award	Michael Bush
Outland Trophy	Kurt Quarterman
Outland Trophy	Eric Wood
Rimington Trophy	Eric Wood
Walter Camp	Brian Brohm
Walter Camp Award	Michael Bush

## 2007

Bronko Nagurski Trophy	Adrian Grady
Davey O'Brien Award	Brian Brohm
Lou Groza Award	Art Carmody
Mackey Award	Gary Barnidge
Manning Award	Brian Brohm
Maxwell Award	Brian Brohm

Maxwell Award	Malik Douglas
Maxwell Award	Mario Urrutia
Outland Trophy	Adrian Grady
Outland Trophy	Eric Wood
Rimington Trophy	Eric Wood
Walter Camp Award	Brian Brohm

## 2008

Davey O'Brien Award	Hunter Cantwell
Johnny Unitas Award	Hunter Cantwell
Manning Award	Hunter Cantwell
Maxwell Award	Hunter Cantwell
Outland Trophy	George Bussey
Outland Trophy	Eric Wood

## 2009

Biletnikoff Award	Doug Beaumont
-------------------	---------------

## 2010

Doak Walker Award	Victor Anderson
Doak Walker Award	Bilal Powell
Jim Thorpe Award	Johnny Patrick
Mackey Award	Cameron Graham
Paul Hornung Award	Doug Beaumont
Rimington Trophy	Mario Benavides

## 2011

Doak Walker Award	Victor Anderson
Mackey Award	Josh Chichester
Rimington Trophy	Mario Benavides

## 2012

Bronko Nagurski Trophy	Hakeem Smith
Davey O'Brien Award	Teddy Bridgewater
Jim Thorpe Award	Hakeem Smith
Lombardi Award	Mario Benavides
Outland Trophy	Mario Benavides
Paul Hornung Award	Adrian Bushell
Rimington Trophy	Mario Benavides

## 2013

Bednarik Award	Calvin Pryor
Bednarik Award	Hakeem Smith
Biletnikoff Award	DeVante Parker
Bronko Nagurski Trophy	Hakeem Smith
Butkus Award	Preston Brown
Davey O'Brien Award	Teddy Bridgewater
Doak Walker Award	Dominique Brown
Doak Walker Award	Seniorise Perry
Jim Thorpe Award	Calvin Pryor
Jim Thorpe Award	Hakeem Smith
Lombardi Award	Preston Brown
Lou Groza Award	John Wallace
Mackey Award	Gerald Christian
Manning Award	Teddy Bridgewater
Maxwell Award	Teddy Bridgewater
Walter Camp Award	Teddy Bridgewater

## 2014

Bednarik Award	Lorenzo Mauldin
Biletnikoff Award	DeVante Parker
Bronko Nagurski Trophy	Lorenzo Mauldin
Butkus Award	Lorenzo Mauldin
Lombardi Award	Jake Smith
Lou Groza Award	John Wallace
Mackey Award	Gerald Christian
Maxwell Award	DeVante Parker
Outland Trophy	Jake Smith
Paul Hornung Award	Charles Gaines
Rimington Trophy	Jake Smith
Ted Hendricks Award	Lorenzo Mauldin

## 2015

Bednarik Award	Sheldon Rankins
Bronko Nagurski Trophy	James Burgess
Bronko Nagurski Trophy	Sheldon Rankins
Butkus Award	James Burgess
Lombardi Award	James Burgess
Lombardi Award	Sheldon Rankins
Lou Groza Award	John Wallace
Maxwell Award	Brandon Radcliff
Paul Hornung Award	James Quick
Wuerffel Trophy	James Burgess

## 2016

Bednarik Award	Devonte Fields
Bednarik Award	Keith Kelsey
Bronko Nagurski Trophy	Devonte Fields
Bronko Nagurski Trophy	Josh Harvey-Clemons
Butkus Award	Devonte Fields
Butkus Award	Keith Kelsey
Lombardi Award	DeAngelo Brown
Lombardi Award	Devonte Fields



Lombardi Award	Keith Kelsey
Mackey Award	Cole Hikutini
Manning Award	Lamar Jackson
Maxwell Award	Lamar Jackson
Wuerffel Trophy	Brandon Radcliff

**2017**

Bednarik Award	Jaire Alexander
Bronco Nagurski Trophy	Jaire Alexander
Bronco Nagurski Trophy	Drew Bailey
Bronco Nagurski Trophy	James Hearn
Butkus Award	James Hearn
Butkus Award	Trevon Young
Davey O'Brien Award	Lamar Jackson
Jim Thorpe Award	Jaire Alexander
Lou Groza Award	Blanton Creque
Lombardi Award	Jaire Alexander
Lombardi Award	Lamar Jackson
Mackey Award	Micky Crum
Mackey Award	Jordan Davis
Manning Award	Lamar Jackson
Maxwell Award	Lamar Jackson
Outland Trophy	Drew Bailey
Outland Trophy	Geron Christian
Paul Hornung Award	Jaire Alexander
Walter Camp Award	Lamar Jackson
Wuerffel Trophy	Lamar Jackson

**2018**

Biletnikoff Award	Dez Fitzpatrick
Biletnikoff Award	Jaylen Smith
Lou Groza Award	Blanton Creque
Mackey Award	Kemari Averett
Mackey Award	Micky Crum
Wuerffel Trophy	Jonathan Greenard

**2019**

Outland Trophy	Mekhi Becton
Rimington Trophy	T.J. McCoy

**2020**

Biletnikoff Award	Tutu Atwell
Maxwell Award	Tutu Atwell
Maxwell Award	Malik Cunningham
Davey O'Brien Award	Malik Cunningham
Manning Award	Malik Cunningham
Paul Hornung Award	Hassan Hall

**2021**

Lou Groza Award	James Turner
Jim Thorpe Award	Kei'Trel Clark
Rimington Trophy	Cole Bentley
Doak Walker Award	Jalen Mitchell
Maxwell Award	Malik Cunningham
Davey O'Brien Award	Malik Cunningham
Manning Award	Malik Cunningham
Paul Hornung Award	Hassan Hall

**2022**

Bednarik Award	Yasir Abdullah
Davey O'Brien Award	Malik Cunningham
Jim Thorpe Award	Kei'Trel Clark

**Heisman Trophy Voting**

Player	Year	Finish	Points	Pos	Class
Elvis Dumervil	2005	10th	9	DL	Jr.
Lamar Jackson	2016	1st	2144	QB	So.
Lamar Jackson	2017	3rd	793	QB	Jr.

John Mackey Award	Marshon Ford
Johnny Unitas	
Golden Arm Award	Malik Cunningham
Lombardi Award	Caleb Chandler
Manning Award	Malik Cunningham
Maxwell Award	Malik Cunningham
Outland Trophy	Caleb Chandler
Walter Camp Award	Malik Cunningham

**Award Finalists****1999**

Davey O'Brien Award	Chris Redman (1 of 10)
---------------------	------------------------

**2002**

Johnny Unitas Award	Dave Ragone (1 of 5)
---------------------	----------------------

**2004**

Davey O'Brien Award	Stefan LeFors (1 of 13 semifinalists)
---------------------	--

**2005**

Lombardi Award	Elvis Dumervil (1 of 4)
----------------	-------------------------

**2014**

Bronko Nagurski Trophy	Gerod Holliman (1 of 5)
------------------------	-------------------------

**2015**

Ted Hendricks Award	Sheldon Rankins
---------------------	-----------------

**2016**

Davey O'Brien Award	Lamar Jackson (1 of 3)
Lombardi Award	Lamar Jackson (1 of 4)
Mackey Award	Cole Hikutini (1 of 8 semifinalists)

**2017**

Davey O'Brien Award	Lamar Jackson (1 of 16 semifinalists)
Lombardi Award	Lamar Jackson (1 of 7)
Lou Groza Award	Blanton Creque (1 of 20 semifinalists)
Heisman Trophy	Lamar Jackson (1 of 3)

**Award Winners****1999**

Johnny Unitas Award	Chris Redman
---------------------	--------------

**2004**

Sammy Baugh Trophy	Stefan LeFors
--------------------	---------------

**2005**

Bill Willis Trophy	Elvis Dumervil
Bronko Nagurski Trophy	Elvis Dumervil
Ted Hendricks Award	Elvis Dumervil

**2006**

Lou Groza Award	Art Carmody
-----------------	-------------

**2014**

Jack Tatum Trophy	Gerod Holliman
Jim Thorpe Award	Gerod Holliman

**2016**

Associated Press Player of the Year	Lamar Jackson
Heisman Trophy	Lamar Jackson
Maxwell Award	Lamar Jackson
Sporting News Player of the Year	Lamar Jackson
Walter Camp Award	Lamar Jackson



LAMAR JACKSON





# All-Conference

## ACC Coach of the Year

Scott Satterfield ..... 2019

## ACC Player of the Year

Lamar Jackson ..... 2017  
Lamar Jackson ..... 2016

## ACC Offensive Player of the Year

Lamar Jackson ..... 2017  
Lamar Jackson ..... 2016

## Jacobs Blocking Trophy

Mekhi Becton ..... 2019

## Piccolo Award

Trevon Young ..... 2017

## AAC Defensive Player of the Year

Marcus Smith ..... 2013

## BIG EAST Coach of the Year

Charlie Strong ..... 2012  
Charlie Strong ..... 2010

## BIG EAST Player of the Year

Teddy Bridgewater ..... 2012  
Brian Brohm ..... 2005

## Conference USA Offensive Player of the Year

Dave Ragone ..... 2002  
Dave Ragone ..... 2001  
Dave Ragone ..... 2000  
Chris Redman ..... 1999

## Conference USA Defensive Player of the Year

Dewayne White ..... 2001  
Tyrus McCloud ..... 1996  
Tyrus McCloud ..... 1995

## Missouri Valley Coach of the Year

Lee Corso ..... 1970  
Frank Camp ..... 1965

## Missouri Valley Offensive of the Year

Walter Peacock ..... 1973  
Howard Stevens ..... 1972  
Howard Stevens ..... 1971

## Missouri Valley Defensive of the Year

Tom Jackson ..... 1972

## 2022 All-ACC

**First Team**  
Yasir Abdullah  
**Second Team**  
Caleb Chandler



Trevon Young won the 2017 Piccolo Award after recovering from a serious injury during the 2016 campaign.

Tyler Hudson  
**Third Team**  
Yaya Diaby  
Kei'Trel Clark  
James Turner  
**Honorable Mention**  
Renato Brown  
Tiyon Evans  
Marshon Ford  
Ashton Gillotte  
Momo Sanogo

## 2021 All-ACC

**First Team**  
Caleb Chandler  
**Second Team**  
Yasir Abdullah  
Kei'Trel Clark  
**Third Team**  
Marshon Ford  
**Honorable Mention**  
Cole Bentley  
C.J. Avery  
Qwynnterrio Cole  
Kenderick Duncan

## 2020 All-ACC

**Second Team**  
Kei'Trel Clark  
Tutu Atwell  
Dez Fitzpatrick  
**Honorable Mention**  
Jared Goldwire  
James Turner

## 2019 All-ACC

**First Team**  
Tutu Atwell  
Mekhi Becton  
Dez Fitzpatrick

## Second Team

Javian Hawkins  
Hassan Hall

## Third Team

Hassan Hall

## 2017 All-ACC

**First Team**  
Lamar Jackson  
Jaylen Smith  
**Honorable Mention**  
Dez Fitzpatrick  
Geron Christian  
Blanton Creque  
Jaire Alexander  
Trumaine Washington

## 2016 All-ACC

**First Team**  
Lamar Jackson  
Devonte Fields  
**Second Team**  
Cole Hikutini  
DeAngelo Brown  
Keith Kelsey  
Jaire Alexander  
**Third Team**  
James Quick  
Josh Harvey-Clemons  
Chucky Williams  
Geron Christian  
Kiola Mahoni

## 2015 All-ACC

**First Team**  
Keith Kelsey  
**Second Team**  
DeAngelo Brown  
Sheldon Rankins  
**Third Team**

James Burgess  
Trumaine Washington  
Josh Harvey-Clemons

## 2014 All-ACC

**First Team**  
Lorenzo Mauldin  
Gerod Holliman  
**Second Team**  
DeVante Parker  
Jamon Brown  
**Third Team**  
Sheldon Rankins  
Geron Christian  
**Honorable Mention**  
John Miller  
Charles Gaines

## 2013 All-AAC

**First Team**  
Jamon Brown  
Charles Gaines  
Calvin Pryor  
DeVante Parker  
Jake Smith  
Hakeem Smith  
Marcus Smith

## 2012 All-BIG EAST

**First Team**  
Adrian Bushell  
Teddy Bridgewater  
Calvin Pryor  
Mario Benavides  
DeVante Parker  
**Second Team**  
Preston Brown  
Hakeem Smith  
Alex Kupper

## 2011 All-BIG EAST

**First Team**  
Adrian Bushell  
Hakeem Smith  
**Second Team**  
Dexter Heyman

## 2010 All-BIG EAST

**First Team**  
Mark Wetterer  
Johnny Patrick  
Bilal Powell  
Cameron Graham  
**Second Team**  
Hakeem Smith  
Byron Stingily

## 2009 All-BIG EAST

**Second Team**  
Trent Guy

## 2008 All-BIG EAST

**First Team**  
Eric Wood  
George Bussey

MEDIA

PREVIEW

TEAM

COACHES

REVIEW

HONORS

PROS

RECORDS

UOFL

**Second Team**

Doug Beaumont  
Victor Anderson  
Jon Dempsey  
Trent Guy

**2007 All-BIG EAST****First Team**

Gary Barnidge  
Art Carmody  
Harry Douglas  
Eric Wood

**Second Team**

George Bussey  
Brian Brohm  
Lamar Myles

**2006 All-BIG EAST****First Team**

George Bussey  
Art Carmody  
Harry Douglas  
Renardo Foster  
William Gay  
Amobi Okoye  
Kurt Quarterman

**Second Team**

Brian Brohm  
Malik Jackson  
Mario Urrutia  
Eric Wood

**2005 All-BIG EAST****First Team**

Brian Brohm  
Art Carmody  
Michael Bush  
Joshua Tinch  
Travis Leffew  
Jason Spitz  
Elvis Dumervil  
**Second Team**  
Mario Urrutia  
Montavious Stanley  
Brandon Johnson

**2004 All-Conference USA****First Team**

Stefan LeFors  
Marcus Jones  
J.R. Russell  
Travis Leffew  
Kerry Rhodes  
Robert McCune  
**Second Team**  
Jason Spitz  
Eric Shelton  
Will Rabatin  
Adam McCauley

**2003 All-Conference USA****First Team**

J.R. Russell  
Stefan LeFors  
Ronnie Ghent

**Second Team**

Travis Leffew  
Jason Spitz  
Marcus Jones  
Robert McCune  
Eric Shelton

**2002 All-Conference USA****First Team**

Dave Ragone  
Ronnie Ghent  
Damien Dorsey  
Dewayne White  
Broderick Clark  
**Second Team**  
Rod Day  
Anthony Floyd

**2001 All-Conference USA****First Team**

Dave Ragone  
Aaron Dardzinski  
Ronnie Ghent  
Deion Branch  
Michael Josiah  
Dewayne White  
Anthony Floyd  
Zek Parker

**Second Team**

Rob Eble  
Curry Burns  
Laroni Gallishaw

**2000 All-Conference USA****First Team**

Dave Ragone  
Jason Padgett  
Ronnie Ghent  
Deion Branch  
Anthony Floyd  
**Second Team**  
Joe O'Shaughnessy  
Arnold Jackson  
Donovan Arp  
Michael Josiah  
Rashad Harris  
Rashad Holman  
Zek Parker

**1999 All-Conference USA****First Team**

Chris Redman  
Frank Moreau  
Anthony Byrd  
Ibn Green  
Arnold Jackson  
Mike Gantous  
**Second Team**  
Mark Grivna

**1998 All-Conference USA****First Team**

Leroy Collins  
Rick Nord  
Ibn Green

## Arnold Jackson

Antonio Roundtree

**Second Team**

Chris Redman  
Mike Gantous  
Bud Herring

**1997 All-Conference USA****First Team**

Ibn Green  
Kendrick Gholston  
**Second Team**  
Rick Nord  
Miguel Montano  
Terry Rice-Lockett  
Courtney Dinkins

**1996 All-Conference USA****First Team**

Carl Powell  
Tyrus McCloud  
Sam Madison

**1974 All-Missouri Valley****First Team**

Wilbur Summers

**1973 All-Missouri Valley****First Team**

Walter Peacock  
Joe Lee Phillips  
Wilbur Summers

**1972 All-Missouri Valley****First Team**

Gary Barnes  
Steve Reese  
Frank Gitschier  
John Madeya  
Howard Stevens  
Tom Jackson  
Tom Martin  
Joe Welch

**Second Team**

John Simpson  
Reggie Brown  
Richard Bishop  
Marty Smith

**1971 All-Missouri Valley****First Team**

Amos Martin  
John Madeya  
Howard Stevens  
Tom Jackson  
Larry Ball  
Joe Welch

**1970 All-Missouri Valley****First Team**

Cookie Brinkman  
Tom Jackson  
Horace Jones

**1969 All-Missouri Valley****First Team**

Lee Bouggress

**1968 All-Missouri Valley****First Team**

Lee Bouggress  
Medford Lee  
Don Cunningham

**1967 All-Missouri Valley****First Team**

Jim Zamberlan  
Dave Bernahl  
Ed Harmon

**1966 All-Missouri Valley****First Team**

Benny Russell  
Dave Bernahl

**1965 All-Missouri Valley****First Team**

Steve Hodge  
Dave Bernahl  
Tom Holzer  
Doug Buffone

**1963 All-Missouri Valley****First Team**

Dave Bernahl



Yasir Abdullah led the ACC in sacks with 9.5 in 2022.

MEDIA

PREVIEW

TEAM

COACHES

REVIEW

HONORS

PROS

RECORDS

UOFL





# Academic All-Conference

MEDIA

PREVIEW

TEAM

COACHES

REVIEW

HONORS

PROS

RECORDS

UOFL

## Atlantic Coast Conference 2022

Chris Bell  
Yaya Diaby  
Brock Domann  
Ashton Gillotte  
Michael Gonzalez  
Bryan Hudson  
Shai Kochav  
Josh Lifson  
Ramon Puryear  
T.J. Quinn  
Mason Reiger  
Tawfiq Thomas  
Brock Travelstead  
James Turner

## 2021

C.J. Avery  
Mark Vassett  
Qwynnterio Cole  
Ahmari Huggins-Bruce

## 2020

C.J. Avery  
Robbie Bell  
Jared Goldwire  
Isaiah Hayes  
Russ Yeast

## 2019

C.J. Avery  
Seth Dawkins  
Mason King  
Robbie Bell  
Khane Pass

## 2018

C.J. Avery  
Seth Dawkins  
Mason King  
Cornelius Sturghill

## 2017

Robbie Bell  
Seth Dawkins  
Dorian Etheridge  
Mason King  
G.G. Robinson

## 2016:

Geron Christian  
Tobijah Hughley

## 2015

Geron Christian  
Tobijah Hughley  
John Wallace

## 2014

Grant Donovan  
Jake Smith

## American Athletic Conference 2013

Geron Christian  
Tobijah Hughley  
John Wallace

## BIG EAST Conference 2012

Joshua Appleby  
Jerry Arlinghaus  
Hunter Bowles  
Lucas Brohm  
DeAngelo Brown  
Dominique Brown  
Nick Dawson  
Grant Donovan  
Royce Donovan  
Bo Eggers  
Will Gardner  
Stephen Goodwin  
Kevin Houchins  
Ryan Hubbell  
Ryan Johnson  
Thomas Klusman  
Alex Kupper  
Ryan Mack  
Joe Manley  
Devontre Parnell  
Sheldon Rankins  
Jake Smith  
Josh Stearns  
Will Stein  
Jordan Streeter  
Demarcus Topp  
Chris Walker  
John Wallace  
Alex Witcpalek  
Christopher Zelli

## 2011

Chris Philpott  
John Clark  
Bo Eggers  
Stephen Goodwin  
Nate Nord  
Will Stein  
DeMarcus Topp  
Jerry Arlinghaus  
Teddy Bridgewater  
Luke Brohm  
Lincoln Carr  
Grant Donovan  
Nick Heuser  
Ryan Kessling  
Ryan Mack  
Calvin Pryor  
Jake Smith  
Josh Stearns  
Chris Walker  
John Wallace

Alex Witcpalek  
Christopher Zelli

## 2010

Darius Ashley  
Justin Burke  
Josh Byrom  
John Clark  
Jeremiah Curtley  
Drew Davis  
Adam Froman  
Stephen Goodwin  
Reinhold Leicht  
John Nocht  
Nathan Nord  
Chris Philpott  
Will Stein  
Malcolm Tatum  
Demarcus Topp  
Daniel Weedman

## 2009

Darius Ashley  
Justin Burke  
Bobby Burns  
Maurice Clark  
Drew Davis  
Bo Eggers  
Adam Froman  
Zach Kiernan  
Reinhold Leicht  
Pete Nocht  
Chris Philpott  
Will Stein  
Malcolm Tatum  
Joe Tronzo

## 2008

Brock Bolen  
Nick Borgelt  
Justin Burke  
Maurice Clark  
Tyler Jessen  
Pete Nocht  
Brian Roche  
Byron Stingily  
Corey Thompson  
Joe Tronzo  
Eric Wood

## 2007

Daniel Barlowe  
Brock Bolen  
Nick Borgelt  
Brian Brohm  
Todd Flannery  
Scott Kuhn  
Pete Nocht  
Brian Roche  
Corey Thompson  
Joe Tronzo  
Eric Wood

## 2006

Daniel Barlowe  
Brock Bolen  
Nick Borgelt,  
Brian Brohm  
Daniel Cameron  
Art Carmody  
Scott Kuhn  
Brian Roche  
Michael Sturgeon  
Joe Tronzo  
Eric Wood

## 2005

Daniel Barlowe  
Brian Brohm  
Travis Leffew  
Chad Rimpsey  
Brian Roche  
Matt Sanders  
Jason Spitz  
Michael Sturgeon  
Deriontae Taylor  
Eric Wood

## Academic All-Americans ESPN All-Academic All-American

2007	Brian Brohm
2007	Daniel Barlowe (Second Team)
2006	Brian Brohm

## College Football Association Academic All-America

2019	Ean Pfeifer
1994	Brandon Brookfield
1991	Erik Watts



C.J. Avery earned Academic All-Conference honors four times over the course of his career.



Year	Player, Pos.	Game
2022	Malik Cunningham	Senior Bowl
	Yaya Diaby	Senior Bowl
	Yasir Abdullah	East-West
	Kei'Trel Clark	East-West
2021	Qwynnterrio Cole	East-West
2020	Dez Fitzpatrick	Senior Bowl
2018	Jaylen Smith	Senior Bowl
2017	Chucky Williams	East-West
	James Hearns	East-West
2016	DeAngelo Brown, DT	East-West
	Devonte Fields, LB	Senior Bowl
	Colin Holba, LS	Senior Bowl
	Jamari Staples, WR	Senior Bowl
	Josh Harvey-Clemons	Senior Bowl
	Cole Hikutini, TE	Senior Bowl
2015	Sheldon Rankins, DE	Senior Bowl
	James Burgess	East-West
2014	Lorenzo Mauldin, DE	Senior Bowl
	Dominique Brown, RB	East-West
	Jamon Brown, OT	East-West
	John Miller, G	East-West
2013	Marcus Smith, DE	Senior Bowl
2010	Johnny Patrick, CB	Senior Bowl
	Bilal Powell, RB	Senior Bowl
2008	Eric Wood, C	Senior Bowl
	Hunter Cantwell, QB	East-West
2007	Brian Brohm, QB (DNP)	Senior Bowl
	Harry Douglas, WR	Senior Bowl
	Art Carmody, K	Hula Bowl
	Breno Giacomini, OL	Hula Bowl
	Gary Barnidge, TE	East-West
2006	Amobi Okoye, DT	Senior Bowl
	Kolby Smith, RB	Senior Bowl
2005	Elvis Dumervil, DE	Senior Bowl
	Brandon Johnson, LB	East-West
	Jason Spitz, G	East-West
2004	Robert McCune, LB	Senior Bowl
	Stefan Lefors, QB	East-West
	J.R. Russell, WR	East-West
	Lionel Gates, RB	Villages
2003	Ronnie Ghent, TE	Blue-Gray
		Senior Bowl
2003	Richard Owens, TE	Blue-Gray
	Josh Minkins, CB	Blue-Gray
2002	Dave Ragone, QB	Senior Bowl
	Curry Burns, S	East-West
2001	Zek Parker, WR	Blue-Gray
	Deion Branch, WR	Senior Bowl
2000	Arnold Jackson, WR	Hula Bowl
	Donovan Arp, DT	Hula Bowl
	Rashad Holman, CB	Hula Bowl
		Villages
	Jason Padget, C	Villages
1999	Chris Redman, QB	Senior Bowl
	Tony Byrd, OT	Senior Bowl
	Ibn Green	Senior Bowl
		East-West
1998	Rick Nord, OL	Hula Bowl
1997	Terry Rice-Lockett, LB	Blue-Gray
	Tyrus McCloud, LB	Senior Bowl
		East-West



	Sam Madison, CB	Senior Bowl
		East-West
	Leland Taylor, DT	East-West
1996	Johnny Frost, LB	Senior Bowl
	Roman Oben, OT	Senior Bowl
		East-West
	Alan Campos, LB	Hula Bowl
1995	Alan Campos, LB	Blue-Gray
	Johnny Frost, LB	Blue-Gray
	Roman Oben, OT	Blue-Gray
	Jamie Asher, FB	Senior Bowl
	Kendall Brown	Hula Bowl
1994	Jamie Asher, FB	Blue-Gray
	Anthony Shelman, RB	Blue-Gray
	Kevin Gaines, DB	Senior Bowl
1993	Ray Buchanan, CB	Hula Bowl
		East-West
1992	Ray Buchanan, CB	Blue-Gray
1992	Klaus Wilmsmeyer, K	Hula Bowl
		East-West
1991	Bowning Nagle, QB	Senior Bowl
		East-West
	Ted Washington, DT	Senior Bowl
	Mike Flores, DE	East-West
1990	Carwell Gardner, RB	Senior Bowl
1989	Chad Fortune, TE	Blue-Gray
	Deon Booker, RB	Hula Bowl
	Jay Gruden, QB	East-West
1988	Jay Gruden, QB	East-West



**Malik Cunningham and Yaya Diaby competed in the 2022 Senior Bowl.**

1987	Bruce Armstrong, OT	Senior Bowl
1986	Ernest Givins, WR	Senior Bowl
		Hula Bowl
1985	Ernest Givins, WR	Blue-Gray
1984	Kirk Perry, DB	Blue-Gray
1982	Frank Minnifield, CB	Blue-Gray
1980	Eddie Johnson, LB	Blue-Gray
	Otis Wilson, LB	Senior Bowl
		East-West
1979	Ron Heinrich	Blue-Gray
	Ricky Skiles, LB	Blue-Gray
	Stu Stram, QB	Blue-Gray
1978	Nathan Poole, RB	Blue-Gray
	Dwayne Woodruff, CB	Blue-Gray
1973	Scott Marcus, P	Senior Bowl
1972	Tom Jackson, LB	Blue-Gray
	John Madeya, QB	North-South
1968	Wally Oyler, QB	North-South
1967	Ed Harmon, LB	North-South
1966	Doug Buffone, LB	Senior Bowl
	Benny Russell, QB	East-West
	Tom Holzer, OT	North-South
1965	Doug Buffone, LB	North-South
1964	Ken Kortas, OT	Senior Bowl
1963	Ken Kortas, OT	North-South
1950	Tom Lucia, RB	North-South

MEDIA

PREVIEW

TEAM

COACHES

REVIEW

HONORS

PROS

RECORDS

UOFL





# National Awards

MEDIA

PREVIEW

TEAM

COACHES

REVIEW

HONORS

PROS

RECORDS

UOFL

■ **Heisman Trophy**

The Heisman Trophy was established in 1935 by the Downtown Athletic Club in New York to honor the nation's most outstanding college football player. Quarterback Lamar Jackson became the first player in school history to win the award in 2016.

2017.....Lamar Jackson (Finalist)  
2016.....Lamar Jackson (Winner)

■ **Associated Press Player Of The Year**

The Associated Press College Football Player of the Year award has been awarded annually since 1998 to the most outstanding collegiate football player in the country. The winner is chosen by a vote of AP sportswriters and sports editors from throughout the country.

2016.....Lamar Jackson

■ **Bronko Nagurski Award**

Presented to the defensive player of the year as selected by the Football Writers Association of America in conjunction with the Charlotte Touchdown Club. The first selection was made in 1993.

2005.....Elvis Dumervil (Winner)  
2014.....Gerod Holliman (Finalist)

■ **Davey O'Brien Award**

Awarded annually to the nation's top quarterback by the Davey O'Brien Foundation of Fort Worth, Texas, since 1977. Three finalists are chosen for the award each year.

2016.....Lamar Jackson (Finalist)

■ **Jim Thorpe Award**

Presented annually to the nation's best defensive back by the Jim Thorpe Association in Oklahoma City, Okla.

2014.....Gerod Holliman

■ **John Mackey Tight End Award**

Presented by the Nassau County Sports Commission to the nation's most outstanding tight end. The award was first presented in 2000.

2016.....Cole Hikutini (Semifinalist)

■ **Johnny Unitas Award**

Since 1987, awarded annually to the nation's top senior quarterback by the Johnny Unitas Golden Arm Educational Foundation.

1999.....Chris Redman

■ **Lombardi Award**

Presented to the nation's top Player of the Year by the Rotary Club of Houston. The first selection was made in 1970.

2005.....Elvis Dumervil (Finalist)  
2016.....Lamar Jackson (Finalist)

■ **Lou Groza Award**

Presented since 1992 to the nation's top collegiate placekicker. Sponsored by the Palm Beach County Sports Authority in conjunction with the Orange Bowl Committee.

2006.....Art Carmody

■ **Maxwell Award**

Presented to the nation's top college football player by the Maxwell Football Club of Philadelphia. The award was first presented in 1937.

2016.....Lamar Jackson

■ **Walter Camp Player Of The Year**

Presented to the nation's top college football player by the Walter Camp Association

2016.....Lamar Jackson



Quarterback Lamar Jackson took home the 2016 Heisman Trophy Award - the first in school history.



Elvis Dumervil won the 2005 Bronko Nagurski Award after leading the nation and setting a school record with 20.5 sacks.



After leading the nation with 14 interceptions, Gerod Holliman was named the 2014 Jim Thorpe Award winner.





2023 LOUISVILLE FOOTBALL



Cardinal **Pros**







## Cardinals in the NFL Draft

MEDIA

PREVIEW

TEAM

COACHES

REVIEW

HONORS

PROS

RECORDS

UOFL

Year	Rd	Pick	Player	Pos	Age	Team	Year	Rd	Pick	Player	Pos	Age	Team
2023	3	82	Yaya Diaby	DL	23	Tampa Bay Buccaneers	1995	5	137	Jamie Asher	TE	22	Washington Redskins
2023	5	136	Yasir Abdullah	LB	23	Jacksonville Jaguars	1994	1	13	Joe Johnson	DE	22	New Orleans Saints
2023	6	180	Kei'Trel Clark	CB	22	Arizona Cardinals	1993	3	65	Ray Buchanan	DB	21	Indianapolis Colts
2021	2	57	Tutu Atwell	WR	21	Los Angeles Rams	1993	6	149	Deral Boykin	DB	23	Los Angeles Rams
2021	4	109	Dez Fitzpatrick	WR	23	Tennessee Titans	1992	12	311	Klaus Wilmsmeyer	P	24	Tampa Bay Buccaneers
2020	1	11	Mekhi Becton	OT	21	New York Jets	1991	1	25	Ted Washington	NT	23	San Francisco 49ers
2018	1	18	Jaire Alexander	CB	21	Green Bay Packers	1991	2	34	Browning Nagle	QB	23	New York Jets
2018	1	32	Lamar Jackson	QB	21	Baltimore Ravens	1991	11	292	Jerry Crafts	T	23	Indianapolis Colts
2018	3	74	Geron Christian	OT	22	Washington Redskins	1991	11	298	Mike Flores	DE	24	Philadelphia Eagles
2018	6	205	Trevon Young	DE	23	Los Angeles Rams	1990	2	42	Carwell Gardner	FB	23	Buffalo Bills
2017	6	213	Colin Holba	LS	23	Pittsburgh Steelers	1987	1	23	Bruce Armstrong	T	21	New England Patriots
2017	7	230	Josh Harvey-Clemons	S	23	Washington Redskins	1986	2	34	Ernest Givins	WR	22	Houston Oilers
2016	1	12	Sheldon Rankins	DT	22	New Orleans Saints	1985	6	167	Ron Davenport	RB	22	Miami Dolphins
2015	1	14	DeVante Parker	WR	22	Miami Dolphins	1984	4	98	Tom Andrews	T	22	Chicago Bears
2015	3	72	Jamon Brown	T	22	St. Louis Rams	1984	5	138	Dean May	QB	22	Miami Dolphins
2015	3	81	John Miller	G	22	Buffalo Bills	1983	8	223	Mark Clayton	WR	22	Miami Dolphins
2015	3	82	Lorenzo Mauldin	OLB	22	New York Jets	1983	10	260	Richard Tharpe	DE	22	Buffalo Bills
2015	4	104	James Sample	SS	23	Jacksonville Jaguars	1982	12	314	Donnie Craft	RB	22	Houston Oilers
2015	6	177	Deiontrez Mount	OLB	22	Tennessee Titans	1981	7	187	Eddie Johnson	LB	22	Cleveland Browns
2015	6	189	Charles Gaines	CB	22	Cleveland Browns	1980	1	19	Otis Wilson	LB	22	Chicago Bears
2015	6	193	B.J. Dubose	DE	23	Minnesota Vikings	1980	11	283	Ricky Skiles	LB	22	Green Bay Packers
2015	7	239	Gerod Holliman	FS	21	Pittsburgh Steelers	1979	6	161	Dwayne Woodruff	DB	22	Pittsburgh Steelers
2015	7	256	Gerald Christian	TE	24	Arizona Cardinals	1979	10	250	Nathan Poole	RB	22	Cincinnati Bengals
2014	1	18	Calvin Pryor	DB	22	New York Jets	1978	11	292	Calvin Prince	RB	—	Cincinnati Bengals
2014	1	26	Marcus Smith	LB	22	Philadelphia Eagles	1976	15	418	Wilbur Summers	P	22	Denver Broncos
2014	1	32	Teddy Bridgewater	QB	21	Minnesota Vikings	1975	13	332	A.J. Jacobs	DB	22	Los Angeles Rams
2014	3	73	Preston Brown	LB	21	Buffalo Bills	1975	15	390	Marty Smith	DT	21	Pittsburgh Steelers
2012	7	232	Greg Scruggs	DE	22	Seattle Seahawks	1974	5	127	Richard Bishop	DE	24	Cincinnati Bengals
2011	3	88	Johnny Patrick	DB	23	New Orleans Saints	1973	4	88	Tom Jackson	LB	22	Denver Broncos
2011	4	126	Billy Powell	RB	22	New York Jets	1973	14	351	John Madeya	QB	21	Atlanta Falcons
2011	6	175	Byron Stingily	T	22	Tennessee Titans	1973	16	393	Howard Stevens	RB	23	New Orleans Saints
2011	7	225	*Anthony Allen	RB	22	Baltimore Ravens	1972	4	91	Larry Ball	LB	22	Miami Dolphins
2009	1	28	Eric Wood	C	23	Buffalo Bills	1972	6	154	Amos Martin	LB	23	Minnesota Vikings
2009	5	170	George Bussey	T	24	New England Patriots	1971	12	305	Horace Jones	DE	22	Oakland Raiders
2008	2	56	Brian Brohm	QB	22	Green Bay Packers	1970	3	59	Lee Bougness	RB	22	Philadelphia Eagles
2008	3	84	Harry Douglas	WR	23	Atlanta Falcons	1970	7	172	Cleo Walker	LB	22	Green Bay Packers
2008	5	141	Gary Barnidge	TE	22	Carolina Panthers	1970	17	431	Dave Sanks	G	22	San Diego Chargers
2008	5	150	Breno Giacomini	T	22	Green Bay Packers	1969	6	137	Wally Oyler	DB	21	Atlanta Falcons
2008	7	246	Mario Urrutia	WR	22	Cincinnati Bengals	1968	3	71	Ed Harmon	LB	21	Dallas Cowboys
2007	1	10	Amobi Okoye	DT	20	Houston Texans	1968	6	145	John Neidert	LB	22	Cincinnati Bengals
2007	4	100	Michael Bush	RB	23	Oakland Raiders	1968	10	247	Wayne Patrick	RB	22	Cincinnati Bengals
2007	5	148	Kolby Smith	RB	22	Kansas City Chiefs	1968	15	395	Clarence Spencer	FL	—	San Francisco 49ers
2007	5	170	William Gay	DB	22	Pittsburgh Steelers	1967	2	39	Tom Holzer	DE	22	San Francisco 49ers
2006	3	75	Jason Spitz	G	23	Green Bay Packers	1967	13	334	Bill Downs	DT	—	Philadelphia Eagles
2006	4	126	Elvis Dumervil	DE	22	Denver Broncos	1967	15	379	Clarence Spencer	FL	—	San Francisco 49ers
2006	5	142	Brandon Johnson	LB	23	Arizona Cardinals	1966	4	60	Doug Buffone	LB	22	Chicago Bears
2006	6	182	Montavious Stanley	DT	24	Dallas Cowboys	1966	6	91	Charlie Johnson	DT	21	San Francisco 49ers
2005	2	54	Eric Shelton	RB	22	Carolina Panthers	1966	17	252	Benny Russell	QB	22	St. Louis Cardinals
2005	4	121	Stefan LeFors	QB	24	Carolina Panthers	1965	17	228	Tom LaFramboise	QB	—	Chicago Bears
2005	4	123	Kerry Rhodes	DB	23	New York Jets	1964	1	9	Ken Kortas	DT	22	St. Louis Cardinals
2005	5	154	Robert McCune	LB	26	Washington Redskins	1964	19	258	Dick Schott	E	—	Minnesota Vikings
2005	7	236	Lionel Gates	RB	23	Buffalo Bills	1962	14	196	Ernie Green	HB	23	Green Bay Packers
2005	7	253	J.R. Russell	WR	23	Tampa Bay Buccaneers	1961	16	213	Ron Petty	T	—	Washington Redskins
2003	2	64	Dewayne White	DE	23	Tampa Bay Buccaneers	1961	18	244	John Finn	T	—	Chicago Bears
2003	3	88	Dave Ragone	QB	23	Houston Texans	1960	19	222	Howard Turley	E	—	Pittsburgh Steelers
2003	7	217	Curry Burns	DB	22	Houston Texans	1959	26	306	Ed Young	E	—	San Francisco 49ers
2003	7	245	Chris Johnson	DB	23	Green Bay Packers	1958	1	11	Lenny Lyles	DB	22	Baltimore Colts
2002	2	65	Deion Branch	WR	23	New England Patriots	1958	18	207	Mario Cheppo	E	—	Chicago Cardinals
2001	6	179	Rashad Holman	DB	23	San Francisco 49ers	1957	26	306	Joe Unitas	T	—	Baltimore Colts
2000	3	75	Chris Redman	QB	23	Baltimore Ravens	1956	9	108	Maury Wolford	T	—	Los Angeles Rams
2000	4	115	Frank Moreau	RB	23	Kansas City Chiefs	1955	9	102	Johnny Unitas	QB	22	Pittsburgh Steelers
1997	2	44	Sam Madison	DB	23	Miami Dolphins	1953	19	222	Jim Williams	B	P	Pittsburgh Steelers
1997	4	118	Tyrus McCloud	LB	22	Baltimore Ravens	1952	28	329	John Brewer	FB	24	Philadelphia Eagles
1997	5	156	Carl Powell	DE	23	Indianapolis Colts	1950	18	234	Joe Trabue	B	—	Cleveland Browns
1997	7	238	Leland Taylor	DT	24	Baltimore Ravens	1949	13	130	Bob Todd	T	—	Chicago Cardinals
1996	3	66	Roman Oben	T	23	New York Giants	1942	14	121	Clure Mosher	C	22	Pittsburgh Steelers
1996	5	167	Alan Campos	LB	23	Dallas Cowboys							

**Arizona Cardinals****Draft Choices**

Yr.	Rd.-Pk.	Name, Pos.
1949	13-130	Bob Todd, T
1958	18-207	Mario Cheppo, E
1964	1-9	Ken Kortas, DT
1966	17-252	Benny Russell, QB
2006	5-142	Brandon Johnson, LB
2015	7-256	Gerald Christian, TE
2023	6-180	Kei'Trel Clark, CB

**All-Time Roster**

William Gay	2012
Arnold Jackson	2001-02
Brandon Johnson	2006-07
Ken Kortas	1964
Kerry Rhodes	2010-12

**Atlanta Falcons****Draft Choices**

Yr.	Rd.-Pk.	Name, Pos.
1969	6-137	Wally Oyler, DB
1973	14-351	John Madeya, QB
2008	3-84	Harry Douglas, WR

**All-Time Roster**

Jamon Brown	2019
Ray Buchanan	1997-2003
Lee Calland	1966-68
Harry Douglas	2008-14
Dorian Etheridge	2021
Renardo Foster	2007
Antoine Harris	2007-09
Browning Nagle	1996
Chris Redman	2007-11
Montavious Stanley	2007
Cleo Walker	1971

**Baltimore Ravens****Draft Choices**

Yr.	Rd.-Pk.	Name, Pos.
1997	4-118	Tyrus McCloud, LB
1997	7-238	Leland Taylor, DT
2000	3-75	Chris Redman, QB
2011	7-225	Anthony Allen, RB
2018	1-32	Lamar Jackson, QB

**All-Time Roster**

Anthony Allen	2011-12
Elvis Dumervil	2013-16
Carwell Gardner	1996
Chris Johnson	2012
Lamar Jackson	2018-
Tyrus McCloud	1997-98
Robert McCune	2007-08
Carl Powell	2000
Chris Redman	2000-03
Leland Taylor	1997

**Buffalo Bills****Draft Choices**

Yr.	Rd.-Pk.	Name, Pos.
1964	24-189	Dick Schott, T
1966	13-118	Al MacFarlane, HB
1983	10-260	Richard Tharpe, DE
1990	2-42	Carwell Gardner, FB
2005	7-236	Lionel Gates, RB
2009	1-28	Eric Wood, C
2014	3-73	Preston Brown, LB
2015	3-81	John Miller, G

**All-Time Roster**

Brian Brohm	2009-10
Preston Brown	2014-17
Gerald Christian	2016
Jerry Crafts	1992-94
Carwell Gardner	1990-95
John Miller	2015-18
Wayne Patrick	1968-72
Marty Smith	1976
Richard Tharpe	1987
Ted Washington	1995-2000
Eric Wood	2009-17

**Carolina Panthers****Draft Choices**

Yr.	Rd.-Pk.	Name, Pos.
2005	2-54	Eric Shelton, RB
2005	4-121	Stefan LeFors, QB
2008	5-141	Gary Barnidge, TE

**All-Time Roster**

Gary Barnidge	2008-12
Reggie Bonnafon	2019-21
Teddy Bridgewater	2020
Jon Hilbert	2002
John Miller	2020-21
Eric Shelton	2006

**Chicago Bears****Draft Choices**

Yr.	Rd.-Pk.	Name, Pos.
1961	18-244	John Finn, T
1965	17-228	Tom LaFramboise, QB
1966	4-60	Doug Buffone, LB
1980	1-19	Otis Wilson, LB
1984	4-98	Tom Andrews, T

**All-Time Roster**

Tom Andrews	1984-85
Josh Bellamy	2014-18
Doug Buffone	1966-79
Michael Bush	2012-13
Lee Calland	1969
Brandon Dunn	2014-15
Ken Kortas	1969
John Neidert	1970

Amobi Okoye	2011-12
Senorise Perry	2014
Carl Powell	2001
Gregg Scruggs	2015-16
Woodny Turenne	2009
Ted Washington	2001-02
Otis Wilson	1980-87

**Cincinnati Bengals****Draft Choices**

Yr.	Rd.-Pk.	Name, Pos.
1968	6-145	John Neidert, LB
1968	10-247	Wayne Patrick, RB
1974	5-127	Richard Bishop, DE
1978	11-293	Calvin Prince, RB
1979	10-250	Nathan Poole, RB
2008	7-246	Mario Urrutia, WR

**All-Time Roster**

LaVell Boyd	2000
Preston Brown	2018
Rico Clark	1999
Curtis Jeffries	1987
Brandon Johnson	2008-11
John Miller	2019
John Neidert	1968
Nathan Poole	1979-80
Carl Powell	2003-05

**Cleveland Browns****Draft Choices**

Yr.	Rd.-Pk.	Name, Pos.
1950	18-234	Joe Trabue, B
1981	7-187	Eddie Johnson, LB
2015	6-189	Charles Gaines, CB

**All-Time Roster**

Gary Barnidge	2013-16
Cookie Brinkman	1972
James Burgess	2017-18
Charles Gaines	2015
Ernie Green	1962-68
Eddie Johnson	1981-90
Frank Minnifield	1984-92
Roman Oben	2000-01
Ted Washington	2006-07

**Dallas Cowboys****Draft Choices**

Yr.	Rd.-Pk.	Name, Pos.
1968	3-71	Ed Harmon, LB
1996	5-167	Alan Campos, LB
2006	6-182	Montavious Stanley, DT

**All-Time Roster**

Alan Campos	1996
Jon Hilbert	2001
Craig Page	2000

MEDIA

PREVIEW

TEAM

COACHES

REVIEW

HONORS

PROS

RECORDS

UOFL





## Cardinals in the NFL



## Denver Broncos

## Draft Choices

Yr.	Rd.-Pk.	Name, Pos.
1960	—	Howard Turley, E
1973	4-88	Tom Jackson, LB
1976	15-418	Wilbur Summers, P
2006	4-126	Elvis Dumervil, DE

## All-Time Roster

Teddy Bridgewater	2021
Elvis Dumervil	2006-12
Tom Jackson	1973-86
Dean May	1987
Deiontrez Mount	2017
Nathan Poole	1982-87
Ted Washington	1994



## Detroit Lions

## All-Time Roster

David Akers	2013
Larry Ball	1975
Rafael Cooper	2002
Wilbur Summers	1977
Dewayne White	2007-09



## Green Bay Packers

## Draft Choices

Yr.	Rd.-Pk.	Name, Pos.
1962	14-196	Ernie Green, HB
1970	7-172	Cleo Walker, LB
1980	11-283	Ricky Skiles, LB
2003	7-245	Chris Johnson, DB
2006	3-75	Jason Spitz, G
2008	2-56	Brian Brohm, QB
2008	5-150	Breno Giacomini, T
2018	1-18	Jaire Alexander, CB

## All-Time Roster

Jaire Alexander	2018-22
James Burgess	2020
Mark Clayton	1993
Breno Giacomini	2008
Joe Johnson	2002-03
Jason Spitz	2006-10
Cleo Walker	1970



## Houston Texans

## Draft Choices

Yr.	Rd.-Pk.	Name, Pos.
2003	3-88	Dave Ragone, QB
2003	7-217	Curry Burns, DB
2007	1-10	Amobi Okoye, DT

## All-Time Roster

Curry Burns	2003
Geron Christian	2021

Brandon Dunn	2015-20
Breno Giacomini	2017
Jonthan Greenard	2021-22
Amobi Okoye	2007-10
Dave Ragone	2003



## Indianapolis Colts

## Draft Choices

Yr.	Rd.-Pk.	Name, Pos.
1957	26-306	Joe Unitas, T
1958	1-11	Lenny Lyles, DB
1991	11-292	Jerry Crafts, T
1993	3-65	Ray Buchanan, DB
1997	5-156	Carl Powell, DE

## All-Time Roster

Aaron Bailey	1994-98
Ray Buchanan	1993-96
Rico Clark	1997-98
Anthony Floyd	2003-04
Lenny Lyles	1958, 1961-69
Deiontrez Mount	2016
Browning Nagle	1994
Garin Patrick	1995
Carl Powell	1997
Howard Stevens	1975-77
Johnny Unitas	1956-72



## Jacksonville Jaguars

## Draft Choices

Yr.	Rd.-Pk.	Name, Pos.
2015	4-104	James Sample, SS
2023	5-136	Yasir Abdullah, LB

## All-Time Roster

Brock Bolen	2009-11
Deral Boykin	1995
Jonathan Brown	2020
Ernest Givins	1995
Colin Holba	2017
John Miller	2022
Frank Moreau	2001
Calvin Pryor	2017
James Sample	2015
Jason Spitz	2011-12
Montavious Stanley	2006, 2009



## Kansas City Chiefs

## Draft Choices

Yr.	Rd.-Pk.	Name, Pos.
1964	3-18	Ken Kortas, DT
2000	4-115	Frank Moreau, RB
2007	5-148	Kolby Smith, RB

## All-Time Roster

Josh Bellamy	2012
Geron Christian	2022
Nate Harris	2007

Frank Moreau	2000
Kolby Smith	2007-09



## Las Vegas Raiders

## Draft Choices

Yr.	Rd.-Pk.	Name, Pos.
1960	—	Howard Turley, E
1971	12-305	Horace Jones, DE
2007	4-100	Michael Bush, RB

## All-Time Roster

Ray Buchanan	2004
Michael Bush	2008-11
Chris Johnson	2007-11
Horace Jones	1971-75
Ted Washington	2004-05
Otis Wilson	1989



MICHAEL BUSH

AP Photo



## Los Angeles Chargers

## Draft Choices

Yr.	Rd.-Pk.	Name, Pos.
1966	8-72	Doug Buffone, LB
1970	17-431	Dave Sanks, G

## All-Time Roster

Carwell Gardner	1997
Roman Oben	2004-07
Johnny Patrick	2013
Johnny Unitas	1973

MEDIA

PREVIEW

TEAM

COACHES

REVIEW

HONORS

PROS

RECORDS

UOFL



## Los Angeles Rams

## Draft Choices

Yr.	Rd.-Pk.	Name, Pos.
1956	9-108	Maury Wolford, T
1975	13-332	A.J. Jacobs, DB
1993	6-149	Deral Boykin, DB
2015	3-72	Jamon Brown, T
2018	6-205	Trevon Young, LB
2021	2-57	Tutu Atwell, WR

## All-Time Roster

Tutu Atwell	2021-22
Richard Bishop	1983
Deral Boykin	1993
Jamon Brown	2015-18
Renardo Foster	2010
Chris Johnson	2005
Richard Owens	2007
Trevon Young	2018-19



DeVANTE PARKER



## Miami Dolphins

## Draft Choices

Yr.	Rd.-Pk.	Name, Pos.
1972	4-91	Larry Ball, LB
1983	8-223	Mark Clayton, WR
1984	5-138	Dean May, QB
1985	6-167	Ron Davenport, RB
1997	2-44	Sam Madison, DB
2015	1-14	DeVante Parker, WR

## All-Time Roster

Larry Ball	1972-74, 1977-78
Richard Bishop	1982
John Bock	1996-2000
Teddy Bridgewater	2022
Mark Clayton	1983-92
Ron Davenport	1985-89
Sam Madison	1997-2005
DeVante Parker	2015-21
Senorise Perry	2017-18
Mark Sander	1992
Klaus Wilmsmeyer	1998



## Minnesota Vikings

## Draft Choices

Yr.	Rd.-Pk.	Name, Pos.
1964	19-258	Dick Schott, E
1972	6-167	Amos Martin, LB
2014	1-32	Teddy Bridgewater, QB
2015	6-193	B.J. Dubose, DE

## All-Time Roster

Teddy Bridgewater	2014-15, 2017
Lee Calland	1963-65
Laroni Gallishaw	2005
Amos Martin	1972-76
Kevin Miller	1978-80
Richard Owens	2004-06



## New England Patriots

## Draft Choices

Yr.	Rd.-Pk.	Name, Pos.
1962	30-238	John Finn, T
1987	1-23	Bruce Armstrong, T
2002	2-65	Deion Branch, WR
2009	5-170	George Bussey, T

## All-Time Roster

Bruce Armstrong	1987-2000
Richard Bishop	1976-81
Deion Branch	2002-05, 2010-12
Rico Clark	1999
DeVante Parker	2022
Ted Washington	2003



## New Orleans Saints

## Draft Choices

Yr.	Rd.-Pk.	Name, Pos.
1973	16-393	Howard Stevens, RB
1994	1-13	Joe Johnson, DE
2011	3-88	Johnny Patrick, DB
2016	1-12	Sheldon Rankins, DT

## All-Time Roster

Teddy Bridgewater	2018-19
Ronnie Ghent	2007
Jim Hanna	1994
Joe Johnson	1994-2003
Johnny Patrick	2011-12
Sheldon Rankins	2016-2020
Montavious Stanley	2008
Howard Stevens	1973-74
Klaus Wilmsmeyer	1995-96



## New York Giants

## Draft Choices

Yr.	Rd.-Pk.	Name, Pos.
1996	3-66	Roman Oben, T

## All-Time Roster

Jamon Brown	2018
Curry Burns	2004
Jason Hilliard	2004
Colin Holba	2019-
Sam Madison	2006-08
Roman Oben	1996-99
Joey Smith	1991-92



## New York Jets

## Draft Choices

Yr.	Rd.-Pk.	Name, Pos.
1991	2-34	Browning Nagle, QB
2005	4-123	Kerry Rhodes, DB
2011	4-126	Bilal Powell, RB
2014	1-18	Calvin Pryor, DB
2015	3-82	Lorenzo Mauldin, OLB
2020	1-11	Mekhi Becton, OL

## All-Time Roster

Mekhi Becton	2020-
Josh Bellamy	2019
John Bock	1995
James Burgess	2019
Breno Giacomini	2014-16
Lorenzo Mauldin	2015-16
Pete McCartney	1987
Browning Nagle	1991-93
John Neidert	1968-69
Bilal Powell	2011-18
Calvin Pryor	2014-16
Sheldon Rankins	2021-22
Steve Reese	1974-75
Kerry Rhodes	2005-09
Matt Simms	2013-14



SHELDON RANKINS

MEDIA

PREVIEW

TEAM

COACHES

REVIEW

HONORS

PROS

RECORDS

UOFL





## Cardinals in the NFL



## Philadelphia Eagles

## Draft Choices

Yr.	Rd.-Pk.	Name, Pos.
1952	28-329	John Brewer, FB
1967	13-334	Bill Downs, DT
1970	3-59	Lee Bouggess, RB
1991	11-298	Mike Flores, DE
2014	1-26	Marcus Smith, LB

## All-Time Roster

David Akers	1999-2010
Matt Battaglia	1987
Lee Bouggess	1970-73
Deral Boykin	1996
John Brewer	1952-53
Jerry Crafts	1997-98
Mike Flores	1991-94
Dean May	1984
Marcus Smith	2014-16



## Pittsburgh Steelers

## Draft Choices

Yr.	Rd.-Pk.	Name, Pos.
1942	14-121	Clure Mosher, C
1953	19-222	Jim Williams, B
1955	9-102	Johnny Unitas, QB
1960	19-222	Howard Turley, E
1975	15-390	Marty Smith, DT
1979	6-161	Dwayne Woodruff, DB
2007	5-170	William Gay, DB
2015	7-239	Gerod Holliman, FS
2017	6-213	Colin Holba, LS

## All-Time Roster

Lee Calland	1969-72
William Gay	2007-11, 2013-17
Brandon Johnson	2012
Ken Kortas	1965-68
Clure Mosher	1942
Eli Rogers	2016-18
Dwayne Woodruff	1979-90



MARCUS SMITH



## San Francisco 49ers

## Draft Choices

Yr.	Rd.-Pk.	Name, Pos.
1959	26-306	Ed Young, E
1966	6-91	Charlie Johnson, DT
1967	2-39	Tom Holzer, DE
1967	15-379	Clarence Spencer, FL
1968	15-395	Clarence Spencer, FL
1991	1-25	Ted Washington, NT
2001	6-179	Rashad Holman, DB

## All-Time Roster

David Akers	2011-12
Jeff Brohm	1996-97
Elvis Dumervil	2017
Cole Hikutini	2017
Colin Holba	2018
Rashad Holman	2001-03
Lenny Lyles	1959-60
Ted Washington	1991-93
Klaus Wilmsmeyer	1992-94



## Seattle Seahawks

## Draft Choices

Yr.	Rd.-Pk.	Name, Pos.
2012	7-232	Greg Scruggs, DE

## All-Time Roster

Tom Andrews	1987
Deion Branch	2006-10
Breno Giacomini	2011-13
Horace Jones	1977
Amos Martin	1977
Greg Scruggs	2012, 2014
Marcus Smith	2017



## Tampa Bay Buccaneers

## Draft Choices

Yr.	Rd.-Pk.	Name, Pos.
1992	12-311	Klaus Wilmsmeyer, P
2003	2-64	Dewayne White, DE
2005	7-253	J.R. Russell, WR
2023	3-82	Yaya Diaby, DL

## All-Time Roster

Larry Ball	1976
Lionel Gates	2007
Roman Oben	2002-03
Steve Reese	1976
Dewayne White	2003-06



## Tennessee Titans

## Draft Choices

Yr.	Rd.-Pk.	Name, Pos.
1960	—	Larry Cadwell, T
1982	12-314	Donnie Craft, RB
1986	2-34	Ernest Givins, WR
2011	6-175	Byron Stingily, T
2015	6-177	Deiontrez Mount, OLB
2021	4-109	Dez Fitzpatrick, WR

## All-Time Roster

Donnie Craft	1982-84
Harry Douglas	2015-17
Dez Fitzpatrick	2021-22
Ernest Givins	1986-94
Deiontrez Mount	2015
Senorise Perry	2020
Byron Stingily	2012-14



## Washington Commanders

## Draft Choices

Yr.	Rd.-Pk.	Name, Pos.
1961	16-213	Ron Petty, T
1995	5-137	Jamie Asher, TE
2005	5-154	Robert McCune, LB
2017	7-230	Josh Harvey-Clemons, S
2018	3-74	Geron Christian, OT

## All-Time Roster

David Akers	1998
Jamie Asher	1995-98
Josh Bellamy	2013
Deral Boykin	1994
Reggie Bonnafon	2022
Michael Brown	2004
Curry Burns	2006
Geron Christian	2018-20
Anthony Copeland	1987
Mike Flores	1995
Josh Harvey-Clemons	2017-19
Joe Jacoby	1981-93
Robert McCune	2005
Carl Powell	2002
Ed Rubbert	1987
Marcus Smith	2018

MEDIA

PREVIEW

TEAM

COACHES

REVIEW

HONORS

PROS

RECORDS

UOFL



2023 LOUISVILLE FOOTBALL



UofL **Records**







# Offense Season-By-Season Statistics

## Since 1962

Year	G	Rush Att.	Rush Yds.	Rush YPG	Rush TD	Pass Yds	Pass YPG	Pass C-Att-Int	Total Yds.	Total YPG	Total Pts	Pts/Game	TD	FG-A	First Downs
2022	13	518	2608	200.6	25	2672	205.5	218-368-12	5280	406.2	350	26.9	42	20-22	264
2021	13	505	2728	209.8	29	2974	228.8	364-221-6	5702	438.6	411	31.6	50	14-22	276
2020	11	420	2200	200.0	21	2684	237.7	202-315-12	4884	444.0	325	29.5	41	13-15	230
2019	13	568	2767	212.8	23	3048	234.5	178-302-9	5815	447.3	430	33.1	58	9-14	263
2018	12	403	1698	141.5	18	2533	211.1	210-394-15	4231	352.6	237	19.8	30	10-12	225
2017	13	495	3186	245.1	33	3898	299.8	277-464-10	7084	544.9	495	38.1	62	17-20	352
2016	13	525	3148	242.2	37	3777	290.5	248-436-10	6925	532.7	553	42.5	71	19-25	325
2015	13	491	2223	171.0	23	3186	245.1	227-409-15	5409	416.1	373	28.7	47	15-21	272
2014	13	511	1855	142.7	28	3276	252.0	237-428-10	5131	394.7	405	31.2	51	15-19	265
2013	13	455	1909	146.8	18	4082	314.0	311-439-4	5991	460.8	457	35.1	57	20-25	304
2012	13	462	1595	122.7	23	3849	296.1	307-456-8	5444	418.8	405	31.2	50	18-23	297
2011	13	466	1580	121.5	13	2749	211.5	243-381-13	4329	333.0	285	21.9	36	12-18	214
2010	13	472	2275	175.0	17	2522	194.0	217-363-8	4797	369.0	343	26.4	43	14-18	244
2009	12	424	1502	125.2	15	2507	208.9	205-365-11	4009	334.1	217	18.1	26	13-18	214
2008	12	454	1974	164.5	18	2546	212.2	227-391-17	4520	376.7	296	24.7	40	5-11	243
2007	12	418	1753	146.1	22	4103	341.9	316-491-14	5856	488.0	422	35.2	55	13-17	309
2006	13	483	2409	185.3	35	3770	290.0	245-384-7	6179	475.3	491	37.8	61	21-25	296
2005	12	472	2262	188.5	41	3523	293.6	246-376-10	5785	482.1	521	43.8	69	14-16	287
2004	12	534	3005	250.4	47	3463	288.6	256-359-5	6468	539.0	597	49.8	80	12-15	323
2003	13	518	2966	228.2	35	3389	260.7	237-395-12	6355	488.9	450	34.6	58	14-20	295
2002	13	453	1387	106.7	16	2944	226.5	243-450-11	4331	333.2	374	28.8	48	12-19	233
2001	12	434	1465	122.1	19	3119	259.9	234-393-7	4584	382.0	366	30.5	47	13-18	231
2000	11	409	1477	134.3	20	2822	256.5	234-389-12	4299	390.8	388	35.3	51	11-16	222
1999	11	350	1449	131.7	19	3687	335.2	322-501-13	5136	466.9	412	37.5	54	13-20	290
1998	11	368	1658	150.7	29	4498	408.9	338-515-15	6156	559.6	444	40.4	62	5-8	311
1997	11	322	845	76.8	11	3282	298.4	276-473-14	4127	375.2	245	22.3	33	6-9	209
1996	11	397	1040	94.5	9	2428	220.7	207-388-17	3468	315.3	182	16.5	23	7-16	185
1995	11	432	1558	141.6	17	2432	221.1	210-383-8	3990	362.7	283	25.7	36	12-19	217
1994	11	438	1534	139.5	21	2340	212.7	203-363-19	3874	352.2	255	23.2	33	8-13	220
1993	11	408	1506	136.9	17	2923	265.7	199-343-11	4429	402.6	332	30.2	45	8-13	221
1992	11	406	1131	102.8	15	2049	186.3	157-300-12	3180	289.1	214	19.5	27	11-16	189
1991	11	349	751	68.3	3	1764	160.4	162-374-23	2515	228.6	135	12.3	15	10-15	181
1990	11	454	1351	122.8	15	2711	246.4	178-323-15	4062	369.2	311	28.2	38	14-17	213
1989	11	471	1736	157.8	18	2667	242.5	198-348-11	4403	399.5	312	28.4	37	17-29	251
1988	11	467	1621	147.4	15	2656	241.5	228-393-19	4277	388.8	261	23.7	34	11-16	241
1987	11	362	1128	102.5	10	2491	226.4	211-416-26	3619	329.0	215	19.5	28	6-12	206
1986	11	406	986	89.6	10	2481	225.5	180-375-13	3467	315.1	179	16.3	22	9-13	218
1985	11	375	1125	102.2	14	2425	220.4	190-377-19	3550	322.7	199	18.1	25	9-10	192
1984	11	389	1086	98.7	9	2823	256.6	211-428-39	3909	355.4	237	21.5	31	8-14	215
1983	11	395	1159	105.4	10	1989	180.8	182-359-16	3148	286.2	157	14.3	19	8-16	168
1982	11	451	1386	126.0	10	2150	195.5	148-336-18	3536	321.5	220	20.0	29	5-12	196
1981	11	444	1211	110.1	7	1551	141.0	116-284-16	2762	251.1	180	16.4	22	8-14	139
1980	11	487	1341	121.9	11	1134	103.1	84-216-18	2475	225.0	162	14.7	18	13-17	139
1979	11	533	1515	137.7	14	1180	107.3	78-199-17	2695	245.0	167	15.2	23	3-9	137
1978	11	560	2572	233.8	25	1225	111.4	86-197-9	3797	345.2	319	29.0	41	10-16	193
1977	12	685	2923	243.6	28	920	76.7	77-179-9	3843	320.3	291	24.3	39	7-17	193
1976	11	504	1881	171.0	16	719	65.3	62-178-11	2600	236.4	177	16.1	24	4-10	135
1975	11	531	1491	135.5	12	1366	124.2	108-251-16	2857	259.7	148	13.5	17	6-13	171
1974	11	520	1653	150.3	6	744	67.6	68-192-10	2397	214.2	136	12.4	17	6-14	136
1973	11	507	1849	167.5	13	1151	104.6	93-238-18	2994	272.2	172	15.6	21	9-17	165
1972	10	497	2009	200.9	22	1893	189.3	159-331-21	3902	390.2	309	30.9	43	3-4	206
1971	10	498	1924	192.4	15	1215	121.5	115-241-13	3139	313.9	190	19.0	25	5-12	163
1970	12	564	2027	168.9	14	2018	168.2	144-288-18	4045	337.1	252	21.0	34	6-12	215
1969	10	524	2311	231.1	12	964	96.4	88-198-19	3275	327.5	206	20.6	28	5-7	176
1968	10	444	1444	144.4	14	1879	187.9	146-325-30	3323	332.3	192	19.2	26	3-10	180
1967	10	452	1378	137.8	23	1866	186.6	132-305-22	3244	324.4	260	26.0	35	7-16	174
1966	10	358	1128	112.8	11	2157	215.7	149-322-14	3285	328.5	231	23.1	30	6-10	178
1965	10	364	1002	100.2	16	2149	214.9	134-297-20	3151	315.1	218	21.8	31	3-NA	159
1964	10	301	459	45.9	5	1530	153.0	136-272-21	1889	188.9	70	7.0	10	1-4	107
1963	10	391	841	84.1	7	1202	120.2	104-208-13	2043	204.3	118	11.8	17	1-NA	117
1962	10	414	1613	161.3	14	1406	140.6	104-225-16	3019	301.9	174	17.4	26	0-NA	151

MEDIA

PREVIEW

TEAM

COACHES

REVIEW

HONORS

PROS

RECORDS

UOFL



# Defense Season-By-Season Statistics

Since 1962

Year	G	Rush Att.	Rush Yds.	Rush YPG	Rush TD	Pass Yds	Pass YPG	Pass C-Att-Int	Total Yds.	Total YPG	Total Pts	Pts/Game	TD	FG-A	First Downs
2022	13	486	1742	134.0	13	2561	197.0	211-362-15	4303	331.0	249	19.2	30	13-17	239
2021	13	471	2050	157.7	23	3193	245.6	432-282-10	5243	403.3	355	27.3	43	19-21	355
2020	11	414	1979	179.9	19	2081	189.2	155-289-5	4060	369.1	293	26.6	34	16-17	200
2019	13	498	2677	205.9	27	3044	234.2	243-405-7	3044	440.1	434	33.4	58	9-13	286
2018	12	553	3327	277.2	40	2475	206.2	187-290-6	5802	483.5	529	44.1	71	11-15	280
2017	13	514	2490	163.4	24	2921	224.7	224-385-13	5045	388.1	356	27.4	42	9-16	266
2016	13	483	1497	115.2	7	2692	207.1	224-411-15	4189	322.2	309	23.8	38	13-18	227
2015	13	477	1563	120.2	11	2763	212.5	236-421-17	4326	332.8	313	24.1	39	13-19	227
2014	13	433	1429	109.9	12	2595	199.6	221-410-26	4024	309.5	283	21.8	31	23-26	199
2013	13	406	1049	80.7	10	2220	170.8	189-373-16	3269	251.5	158	12.2	18	10-13	183
2012	13	449	1924	148.0	14	2500	192.3	219-382-11	4424	340.3	309	23.8	40	10-14	237
2011	13	435	1307	100.5	11	2956	227.4	253-422-10	4263	327.9	261	20.1	33	10-17	230
2010	13	471	1876	144.3	14	2176	167.4	188-343-9	4052	311.7	252	19.4	32	10-19	220
2009	12	466	1981	165.1	23	2472	206.0	195-302-10	4453	371.1	315	26.3	38	17-20	227
2008	12	370	1554	129.5	14	2872	239.3	226-383-8	4426	368.8	358	29.8	47	10-17	213
2007	12	446	1984	165.3	20	3014	251.2	231-370-7	4998	416.5	377	31.4	50	10-13	254
2006	13	403	1362	104.8	12	2804	215.7	208-414-12	4166	320.5	212	16.3	26	10-20	204
2005	12	460	1368	114.0	16	2520	210.0	199-367-9	3888	324.0	285	23.8	35	12-15	226
2004	12	419	1308	109.0	10	2363	196.9	195-385-17	3671	305.9	236	19.7	30	10-11	201
2003	13	513	2214	170.3	22	3358	258.3	264-474-13	5572	428.6	361	27.8	45	15-19	307
2002	13	514	1469	113.0	15	2690	206.9	205-427-9	4159	319.9	319	24.5	39	17-29	236
2001	12	466	1671	139.2	11	2392	199.3	187-378-17	4063	338.6	213	17.8	26	10-17	221
2000	11	395	879	79.9	12	2467	224.3	204-397-27	3346	304.2	246	22.4	32	8-13	201
1999	11	438	1832	166.5	21	2481	225.5	201-359-13	4313	392.1	331	30.1	42	13-20	229
1998	11	506	2626	238.7	22	2661	241.9	177-315-10	5287	480.6	387	35.2	50	13-16	257
1997	11	462	2060	187.3	24	2590	235.5	198-347-11	4650	422.7	407	37.0	53	12-15	224
1996	11	437	892	81.1	9	1702	154.7	158-328-10	2594	235.8	205	18.6	25	10-14	167
1995	11	452	1381	125.5	9	2130	193.6	175-350-24	3511	319.2	165	15.0	20	9-17	213
1994	11	461	1773	161.2	16	2085	189.5	176-315-8	3858	350.7	253	23.0	29	17-25	205
1993	11	403	1480	134.5	14	2230	202.7	202-363-21	3710	337.3	236	21.5	30	9-15	201
1992	11	471	1472	133.8	14	2418	219.8	211-356-20	3890	353.6	243	22.1	28	15-20	218
1991	11	571	2383	216.6	31	1457	132.5	109-200-16	3840	349.1	335	30.5	44	11-15	206
1990	11	458	1214	110.3	9	1641	149.1	141-279-15	2855	237.9	142	12.9	16	10-18	157
1989	11	416	1098	99.8	7	2179	198.1	155-292-17	3277	297.9	222	20.2	26	13-17	161
1988	11	480	1844	167.6	19	2347	213.4	198-347-16	4191	381.0	245	22.3	31	10-18	250
1987	11	555	2624	238.5	27	2090	190.0	159-311-10	4714	428.5	348	31.6	46	12-20	241
1986	11	548	2318	210.7	20	1840	167.2	150-278-5	4158	378.0	303	27.5	36	17-22	238
1985	11	594	3079	279.9	34	2462	223.8	164-271-2	5541	503.7	429	39.0	58	8-16	265
1984	11	481	1972	179.3	22	2153	195.7	156-295-11	4125	375.0	360	32.7	45	16-23	212
1983	11	555	2619	238.1	28	1866	169.6	142-255-15	4485	407.7	351	31.9	46	10-17	238
1982	11	590	2841	258.2	32	1498	136.2	122-241-10	4339	394.5	355	32.3	47	10-15	236
1981	11	532	1586	144.2	13	1528	138.9	114-276-19	3114	283.1	212	19.3	26	10-NA	175
1980	11	469	1340	121.8	9	1612	146.5	128-267-19	2952	268.3	203	18.5	23	12-NA	178
1979	11	567	1839	167.2	14	1371	124.6	105-221-14	3210	291.8	202	18.4	24	9-NA	165
1978	11	545	1988	180.7	16	1589	144.5	125-265-25	3577	325.2	202	18.4	27	5-NA	188
1977	11	587	2091	190.1	NA	1964	178.5	128-282-21	4055	368.6	194	16.2	NA	NA	205
1976	11	645	2609	237.2	20	1120	101.8	77-170-7	3729	339.0	234	21.3	27	9-NA	193
1975	11	638	3167	287.9	34	1274	115.8	94-192-14	4441	403.7	316	28.7	42	5-NA	233
1974	11	596	2955	268.6	NA	1324	120.3	110-240-15	4279	389.0	254	23.1	NA	NA	239
1973	11	555	1638	148.9	11	1763	160.3	145-306-15	3503	309.2	148	13.5	NA	11-20	196
1972	10	430	831	83.1	7	1205	120.5	109-259-10	2036	203.6	91	9.1	11	5-13	125
1971	10	473	1235	123.5	7	846	84.6	69-193-20	2081	208.1	111	11.1	NA	1-7	119
1970	12	482	1889	157.4	19	1407	117.3	116-265-17	3296	274.7	208	17.3	27	5-11	191
1969	10	504	1906	190.6	23	1641	164.1	126-261-15	3547	322.4	273	27.3	37	5-10	273
1968	10	465	1173	117.3	12	2138	213.8	135-296-22	3311	331.1	233	23.3	30	9-14	182
1967	10	445	1073	107.3	10	1336	133.6	105-250-18	2409	240.9	162	16.2	23	2-5	141
1966	10	420	1199	119.9	10	1821	182.1	130-281-28	3020	302.0	159	15.9	22	3-11	170
1965	10	458	1398	139.8	NA	1509	150.0	NA-251-19	2907	290.7	164	16.4	NA	NA	167
1964	10	459	1873	187.3	18	1343	134.3	107-191-10	3216	311.6	217	21.7	31	1-3	177
1963	10	432	1935	193.5	21	1337	133.7	87-187-10	3272	327.2	213	21.3	29	3-NA	168
1962	10	364	1204	120.4	12	1232	123.2	77-169-10	2436	243.6	173	17.3	25	1-NA	112

MEDIA

PREVIEW

TEAM

COACHES

REVIEW

HONORS

PROS

RECORDS

UOFL





# Annual Team Statistics

MEDIA

PREVIEW

TEAM

COACHES

REVIEW

HONORS

PROS

RECORDS

UOFL

### Total Offense

Sea.	G	Pl	Yds.	Ypg	Ypp
2022	13	886	5280	406.2	6.0
2021	13	869	5702	438.6	6.6
2020	11	735	4884	444.0	6.6
2019	13	870	5815	447.3	6.7
2018	12	797	4231	352.6	5.3
2017	13	959	7084	544.9	7.4
2016	13	961	6925	532.7	7.2
2015	13	900	5409	416.1	6.0
2014	13	939	5131	394.7	5.5
2013	13	894	5991	460.8	6.7
2012	13	918	5444	418.8	5.9
2011	13	847	4329	333.0	5.1
2010	13	835	4797	369.0	5.7
2009	12	789	4009	334.1	5.1
2008	12	845	4520	376.7	5.3
2007	12	909	5856	488.0	6.4
2006	13	867	6179	475.3	7.1
2005	12	848	5785	482.1	6.8
2004	12	893	6468	539.0	7.2
2003	13	913	6355	488.8	7.0
2002	13	904	4334	333.4	4.8
2001	12	827	4584	382.0	5.5
2000	11	798	4299	390.8	5.4
1999	11	851	5136	466.9	6.0
1998	11	883	6156	559.6	7.0
1997	11	795	4127	375.2	5.2
1996	11	785	3468	315.3	4.4
1995	11	815	3990	362.7	4.9
1994	11	801	3874	352.2	4.8
1993	11	751	4429	402.6	5.9
1992	11	706	3180	289.1	4.5
1991	11	723	2518	228.9	3.5
1990	11	777	4062	369.3	5.2
1989	11	819	4403	400.3	5.4
1988	11	860	4277	388.8	5.0
1987	11	778	3619	329.0	4.7
1986	11	781	3467	315.2	4.4
1985	11	752	3550	322.7	4.7
1984	11	817	3909	355.4	4.8
1983	11	754	3148	286.2	4.2
1982	11	787	3536	321.5	4.5
1981	11	728	2762	251.1	3.8
1980	11	703	2475	225.0	3.5
1979	11	732	2695	245.0	3.7
1978	11	757	3797	345.2	5.0
1977	12	864	3843	320.3	4.4
1976	11	682	2600	236.4	3.8
1975	11	782	2857	259.7	3.7
1974	11	712	2397	217.9	3.4
1973	11	745	2994	272.2	4.0
1972	10	825	3905	390.5	4.7
1971	10	738	3169	316.9	4.3
1970	12	852	4067	338.9	4.8
1969	10	722	3275	327.5	4.5
1968	10	766	3323	332.3	4.3
1967	10	757	3244	324.4	4.3
1966	10	680	3285	328.5	4.8
1965	10	661	3151	315.1	4.8
1964	10	569	1989	198.9	3.5
1963	10	599	2050	205.0	3.4
1962	10	639	3019	301.9	4.7
1961	9	563	2987	331.9	5.3
1960	9	510	2344	260.4	4.6
1959	10	663	3003	300.3	4.5
1958	8	470	2229	278.6	4.7
1957	9	550	3402	378.0	6.2
1956	9	495	2793	310.3	5.6
1955	9	503	2935	326.1	5.8
1954	9	524	2176	241.8	4.2
1953	9	460	1739	193.2	3.8
1952	8	505	2553	319.1	5.1
1951	9	582	2168	240.9	3.7
1950	10	663	3363	336.3	5.1
1949	11	715	3208	291.6	4.5
1948	10	580	2724	272.4	4.7

### Rushing Offense

Sea.	A	Yds.	Avg	Ypc	TD
2022	518	2608	200.6	5.0	25
2021	505	2728	209.8	5.4	29
2020	420	2200	200.0	5.2	21
2019	568	2767	212.8	4.9	34
2018	403	1698	141.5	4.2	18
2017	495	3186	245.1	6.4	33
2016	525	3148	242.2	6.0	37
2015	491	2223	171.0	4.5	23
2014	511	1855	142.7	3.6	28
2013	455	1909	146.8	4.2	18
2012	462	1595	122.7	3.5	23
2011	466	1580	121.5	3.4	13
2010	472	2275	175.0	4.8	17
2009	424	1502	125.2	3.5	15
2008	454	1974	164.5	4.3	18
2007	418	1753	146.1	4.2	22
2006	483	2409	185.3	5.0	35
2005	472	2262	188.5	4.8	41
2004	534	3005	250.4	5.6	47
2003	518	2966	228.2	5.7	35
2002	453	1390	106.9	3.1	16
2001	434	1465	122.1	3.4	19
2000	409	1477	134.3	3.6	20
1999	350	1449	131.7	4.1	19
1998	368	1658	150.7	4.5	29
1997	322	845	76.8	2.6	11
1996	397	1040	94.5	2.6	9
1995	432	1558	141.6	3.6	17
1994	438	1534	139.5	3.5	21
1993	408	1506	136.9	3.7	17
1992	406	1131	102.8	2.8	15
1991	349	754	68.5	2.2	4
1990	454	1351	122.8	3.0	15
1989	471	1736	157.8	3.7	18
1988	467	1621	147.4	3.5	15
1987	362	1128	102.5	3.1	10
1986	406	986	89.6	2.4	10
1985	375	1125	102.3	3.0	14
1984	389	1086	98.7	2.8	9
1983	395	1159	105.4	2.9	10
1982	451	1386	126.0	3.1	10
1981	444	1211	110.1	2.7	7
1980	487	1341	121.9	2.8	11
1979	533	1515	137.7	2.8	14
1978	560	2572	233.8	4.6	25
1977	685	2923	243.6	4.3	28
1976	504	1881	171.0	3.7	16
1975	531	1491	135.5	2.8	12
1974	520	1653	150.3	3.2	6
1973	507	1843	167.5	3.6	13
1972	494	2036	203.6	4.1	22
1971	497	1959	195.9	3.9	15
1970	564	1991	165.9	3.5	14
1969	524	2311	231.1	4.4	12
1968	443	1444	144.4	3.3	14
1967	452	1378	137.8	3.0	23
1966	358	1128	112.8	3.2	11
1965	364	1002	100.2	2.8	16
1964	301	459	45.9	1.5	5
1963	391	841	84.1	2.2	7
1962	414	1613	161.3	3.9	14
1961	387	1770	196.7	4.6	17
1960	399	1764	196.0	4.4	18
1959	506	2015	201.5	4.0	21
1958	367	1618	202.3	4.4	19
1957	454	2690	298.9	5.9	35
1956	416	2012	223.6	4.8	18
1955	427	2234	248.2	5.2	27
1954	326	1089	121.0	3.3	13
1953	334	1105	122.8	3.3	8
1952	278	935	116.9	3.4	10
1951	439	1371	152.3	3.1	10
1950	521	2311	231.1	4.4	***
1949	567	2537	230.6	4.5	***
1948	422	1807	180.7	4.3	***

### Passing Offense

Sea.	A	C	Int	Td	Yds.	Pct
2022	368	218	12	13	2672	59.2
2021	364	221	6	21	2974	60.7
2020	315	202	12	20	2684	64.1
2019	302	178	9	32	3048	58.9
2018	394	210	15	10	2533	53.3
2017	464	277	10	27	3898	59.7
2016	436	248	10	32	3777	56.9
2015	409	227	15	21	3186	55.5
2014	428	237	10	21	3276	55.4
2013	439	311	4	33	4082	70.8
2012	456	307	8	27	3849	67.3
2011	381	243	13	19	2749	63.8
2010	363	217	8	22	2522	59.8
2009	365	205	11	9	2507	56.2
2008	391	227	17	16	2546	58.1
2007	491	316	14	30	4103	64.4
2006	384	245	7	22	3770	63.8
2005	376	246	10	24	3523	65.4
2004	359	256	5	27	3463	71.3
2003	395	237	12	20	3389	60.0
2002	451	243	11	25	2944	53.9
2001	393	234	7	23	3119	59.5
2000	389	234	12	27	2822	60.2
1999	501	322	13	29	3687	64.3
1998	515	338	15	33	4498	65.6
1997	473	276	14	19	3282	58.4
1996	388	207	17	11	2428	53.4
1995	383	210	8	16	2432	54.8
1994	363	203	19	11	2340	55.9
1993	343	199	11	23	2923	58.0
1992	300	157	12	10	2049	52.3
1991	374	162	23	9	1764	43.3
1990	323	178	15	21	2711	55.1
1989	348	198	11	18	2667	56.9
1988	392	228	19	17	2656	58.2
1987	416	211	26	17	2491	50.7
1986	375	180	13	12	2481	48.0
1985	377	190	19	9	2425	50.4
1984	428	211	39	19	2823	49.3
1983	359	182	16	7	1989	50.7
1982	336	148	18	17	2150	44.0
1981	284	116	16	11	1551	40.8
1980	216	84	18	5	1134	38.9
1979	199	78	17	5	1180	39.2
1978	197	86	9	13	1225	43.7
1977	179	77	9	8	920	43.0
1976	178	62	11	4	719	34.8
1975	251	108	16	5	1366	43.0
1974	192	68	10	9	744	35.4
1973	238	94	18	3	1151	39.5
1972	331	160	21	20	1869	48.3
1971	241	115				

# Annual Team Statistics



## Total Defense

Sea.	G	Pl	Yds.	Ypg	Ypp
2022	13	848	2561	331.0	5.1
2021	13	903	5243	403.3	5.8
2020	11	703	4060	369.1	5.8
2019	13	903	5721	440.1	6.3
2018	12	843	5802	483.5	6.9
2017	13	899	5045	388.1	5.6
2016	13	894	4189	322.2	4.7
2015	13	898	4326	332.8	4.8
2014	13	845	4011	308.5	4.7
2013	13	779	3269	251.5	4.2
2012	13	831	4424	340.3	5.3
2011	13	857	4263	327.9	5.0
2010	13	814	4052	311.7	5.0
2009	12	768	4453	371.1	5.8
2008	12	753	4426	368.8	5.9
2007	12	816	4998	416.5	6.1
2006	13	817	4166	320.5	5.1
2005	12	827	3888	324.0	4.7
2004	12	804	3671	305.9	4.6
2003	13	987	5572	428.6	5.6
2002	13	941	4159	319.9	4.4
2001	12	844	4063	338.6	4.8
2000	11	792	3346	304.2	4.2
1999	11	797	4313	392.1	5.4
1998	11	821	5287	480.6	6.4
1997	11	809	4650	422.7	5.7
1996	11	765	2594	235.8	3.4
1995	11	811	3511	319.2	4.3
1994	11	771	3858	350.7	5.0
1993	11	766	3710	337.3	4.8
1992	11	827	3890	353.6	4.7
1991	11	771	3837	348.8	5.0
1990	11	737	2855	259.5	3.9
1989	11	708	3277	297.9	4.6
1988	11	827	4191	381.0	5.1
1987	11	866	4714	428.5	5.4
1986	11	826	4158	378.0	5.0
1985	11	865	5541	503.7	6.4
1984	11	776	4125	375.0	5.3
1983	11	810	4485	407.7	5.5
1982	11	831	4339	394.5	5.2
1981	11	808	3114	283.1	3.9
1980	11	763	2952	268.4	3.9
1979	11	788	3210	291.8	4.1
1978	11	810	3577	325.2	4.4
1977	12	869	4055	337.9	4.7
1976	11	815	3729	339.0	4.6
1975	11	830	4441	403.7	5.4
1974	11	836	4279	389.0	5.1
1973	11	861	3402	309.3	4.0
1972	10	650	2106	210.6	3.2
1971	10	661	2130	213.0	3.2
1970	12	849	3186	265.5	3.8
1969	10	765	3547	354.7	4.6
1968	10	761	3311	331.1	4.4
1967	10	695	2409	240.9	3.5
1966	10	702	3021	302.1	4.3
1965	10	709	2907	290.7	4.1
1964	10	650	3116	311.6	4.8
1963	10	618	3272	327.2	5.3
1962	10	523	2436	243.6	4.7
1961	9	506	1835	203.9	3.6
1960	9	482	1554	172.7	3
1959	10	575	2265	226.5	3.9
1958	8	484	1969	246.1	4.1
1957	9	541	2141	237.9	4.0
1956	9	579	2434	270.4	4.2
1955	9	513	1761	195.7	3.4
1954	9	540	2332	259.1	4.3
1953	9	541	3413	379.2	6.3
1952	8	522	2648	331.0	5.1
1951	9	***	2909	323.2	***
1950	10	627	2816	281.6	4.5
1949	11	658	2340	212.7	3.6
1948	10	596	2496	249.6	4.2

## Rushing Defense

Sea.	A	Yds.	Avg	Ypc	TD
2022	486	1742	134.0	3.6	13
2021	471	2050	157.7	4.4	23
2020	414	1979	179.9	4.8	19
2019	498	2677	205.9	5.4	27
2018	553	3327	277.2	6.0	40
2017	514	2124	163.4	4.1	24
2016	483	1497	115.2	3.1	7
2015	477	1563	120.2	3.3	11
2014	435	1416	108.9	3.3	12
2013	406	1049	80.7	2.6	10
2012	449	1924	148.0	4.3	14
2011	435	1307	100.5	3.0	11
2010	471	1876	144.3	4.0	14
2009	466	1981	165.1	4.3	23
2008	370	1554	129.5	4.2	14
2007	446	1984	165.3	4.4	20
2006	403	1362	104.8	3.4	12
2005	460	1368	114.0	3.0	16
2004	419	1308	109.0	3.1	10
2003	513	2214	170.3	4.3	22
2002	514	1469	113.0	2.9	15
2001	466	1671	139.3	3.6	11
2000	395	879	79.9	2.2	12
1999	438	1832	166.5	4.2	21
1998	506	2626	238.7	5.2	22
1997	462	2060	187.3	4.5	24
1996	437	892	81.1	2.0	9
1995	461	1381	125.5	3.0	9
1994	456	1773	161.2	3.9	16
1993	403	1480	134.5	3.7	14
1992	471	1472	133.8	3.1	14
1991	571	2377	216.1	4.2	31
1990	458	1214	110.4	2.7	9
1989	416	1098	99.8	2.6	7
1988	480	1844	167.6	3.8	19
1987	555	2624	238.5	4.7	27
1986	548	2318	210.7	4.2	20
1985	594	3079	279.9	5.2	34
1984	481	1972	179.3	4.1	22
1983	555	2619	238.1	4.7	28
1982	590	2841	258.3	4.8	32
1981	532	1586	144.2	3.0	13
1980	496	1340	121.8	2.7	9
1979	567	1839	167.2	3.2	14
1978	545	1988	180.7	3.6	16
1977	587	2091	174.3	3.6	14
1976	645	2609	237.2	4.0	20
1975	638	3167	287.9	5.0	33
1974	596	2955	268.6	5.0	27
1973	555	1638	148.9	3.0	11
1972	390	911	91.1	2.3	7
1971	473	1286	128.6	2.7	7
1970	584	1837	153.1	3.1	19
1969	504	1906	190.6	3.8	23
1968	465	1173	117.3	2.5	12
1967	445	1073	107.3	2.4	10
1966	421	1200	120.0	2.9	10
1965	458	1398	139.8	3.1	11
1964	459	1873	187.3	4.1	18
1963	437	1935	193.5	4.4	21
1962	354	1204	120.4	3.4	12
1961	379	1109	123.2	2.9	5
1960	332	846	94.0	2.5	5
1959	424	1382	138.2	3.3	15
1958	385	1422	177.8	3.7	11
1957	368	1161	129.0	3.2	8
1956	429	1594	177.1	3.7	10
1955	390	1259	139.9	3.2	19
1954	407	1615	179.4	4.0	16
1953	422	2421	269.0	5.7	33
1952	389	1707	213.4	4.4	17
1951	***	1788	198.7	***	22
1950	460	1584	158.4	3.4	***
1949	490	1543	140.3	3.1	***
1948	453	1808	180.8	4.0	***

## Passing Defense

Sea.	A	C	Int.	TD	Yds.	Pct
2022	362	211	15	17	2561	58.3
2021	432	282	10	20	3193	65.2
2020	289	155	5	15	2081	53.6
2019	405	243	7	31	3044	60.0
2018	290	187	6	25	2475	64.5
2017	224	385	13	18	2921	58.2
2016	411	224	15	29	2692	54.5
2015	421	236	17	23	2763	56.1
2014	410	221	26	14	2595	53.9
2013	373	189	16	8	2220	50.7
2012	382	219	11	22	2500	57.3
2011	422	253	10	20	2956	60.0
2010	343	188	9	16	2176	54.8
2009	302	195	10	14	2472	64.6
2008	383	226	8	26	2872	59.0
2007	370	231	7	25	3014	62.4
2006	414	208	12	8	2804	50.2
2005	367	199	9	16	2520	54.2
2004	385	195	17	18	2363	50.6
2003	474	264	13	19	3358	55.7
2002	427	205	9	21	2690	48.0
2001	378	187	17	13	2392	49.5
2000	397	204	27	17	2467	51.4
1999	359	201	13	17	2481	56.0
1998	315	177	10	26	2661	56.2
1997	347	198	11	21	2590	57.1
1996	328	158	10	11	1702	48.2
1995	350	175	24	8	2130	50.0
1994	315	176	8	11	2085	55.9
1993	363	202	21	12	2230	55.6
1992	356	211	20	12	2418	59.3
1991	200	109	16	9	1460	54.5
1990	279	141	19	4	1641	50.5
1989	292	155	17	17	2179	53.1
1988	347	198	16	11	2347	57.1
1987	311	159	10	17	2090	51.1
1986	278	150	5	14	1840	54.0
1985	271	164	2	21	2462	60.5
1984	295	156	11	18	2153	52.9
1983	255	142	15	15	1866	55.7
1982	241	122	10	10	1498	50.6
1981	276	114	19	10	1528	41.3
1980	267	128	19	12	1612	47.9
1979	221	105	14	8	1371	47.5
1978	265	125	25	9	1589	47.2
1977	282	128	21	12	1964	45.4
1976	170	77	7	6	1120	45.3
1975	192	94	14	8	1274	49.0
1974	240	110	15	4	1324	45.8
1973	306	145	16	4	1764	47.4
1972	260	109	10	1	1195	41.9
1971	188	69	20	3	844	36.7
1970	265	116	17	5	1349	43.8
1969	261	126	15	11	1641	48.3
1968	296	135	22	16	2138	45.6
1967	250	105	18	13	1336	42.0
1966	281					





# Individual Records



Malik Cunningham started a career best 47 games at quarterback.

## Games Played

**Career:** 61, Yasir Abdullah, 2018-22

## Games Started

**Career:** 53, Caleb Chandler, 2017-22

## ■ RUSHING

### Rushing Attempts

**Game:** 40, W. Peacock, Wichita State, 1974;

40, N. Poole, Wichita State, 1978

**Season:** 290, Walter Peacock, 1973

**Career:** 811, Walter Peacock, 1972-75

### Rushing Yards

**Game:** 275, Anthony Allen, MTSU, 2007

**Season:** 1,601, Lamar Jackson, 2017

**Career:** 4,132, Lamar Jackson, 2015-17

### Yards Per Carry

**Game:** (Min. 5 Carries) 23.5, Bill Layne, Evansville (6-141-2), 1954

**Season:** (Min. 200 Attempts) 6.9,

Lamar Jackson, 2017

(Min. 100 Attempts) 9.7, Lenny Lyles, 1957 (125-1,207)

**Career:** (Min. 400 Attempts) 6.3

By Lamar Jackson, 2015-17

### 100-Yard Games

**Season:** 10, Lamar Jackson, 2017

**Career:** 23, Lamar Jackson, 2015-17

### Consecutive 100-Yard Games

**Season:** 7, Lamar Jackson

(Oct. 14-Dec. 30, 2017)

**By A Quarterback:** 7, Lamar Jackson

(Oct. 14-Dec. 30, 2017)

### Rushing Yards by a Freshman

**Game:** 233, Javian Hawkins, Syracuse, 2019

**Season:** 1,525, Javian Hawkins, 2019

### Rushing Yards by a Quarterback

**Game:** 226, Lamar Jackson, Texas A&M, 2015

**Season:** 1,601, Lamar Jackson, 2017

**Career:** 4,132, Lamar Jackson, 2015-17

### Rushing Yards by Two Players

**Game:** 382, Calvin Prince (263)

& Nathan Poole (119), Drake, 1976

**Season:** 2,132, Lamar Jackson (1,601),

Malik Williams (531), 2017

### Rushing Touchdowns

**Game:** 5, 4 Times; **Most Recent:**

Eric Shelton, East Carolina, 2004

**Season:** 23, Michael Bush, 2005

**Career:** 50, Malik Cunningham, 2018-22;

Lamar Jackson, 2015-17

### Passing Attempts

**Game:** 65, Brian Brohm, Syracuse, 2007

**Season:** 489, Chris Redman, 1999

**Career:** 1,679, Chris Redman, 1996-99

### Completions

**Consecutive:** 18, Dave Ragone, East Carolina, 1998

**Game:** 45, Brian Brohm, Syracuse, 2007

**Season:** 317, Chris Redman, 1999

**Career:** 1,031, Chris Redman, 1996-99

### Completion Percentage

**Game:** 90.5, Teddy Bridgewater

vs. Kentucky, 2012

**Season:** 73.5, Stefan LeFors, 2004

**Career:** 68.4, Teddy Bridgewater, 2011-13

### Passing Yards

**Game:** 592, Chris Redman, ECU, 1998

**Season:** 4,042, Chris Redman, 1998

**Career:** 12,541, Chris Redman, 1996-99

### Passing Yards Per Game

**Season:** 404.2, Chris Redman, 1998

### 300-Yard Passing Games

**Season:** 8, Chris Redman, 1998

**Career:** 23, Chris Redman, 1996-99

### Passing Touchdowns

**Game:** 6, Chris Redman, ECU, 1998

**Season:** 31, Teddy Bridgewater, 2013

**Career:** 84, Chris Redman, 1996-99

### Passing Touchdowns Per Game

**Season:** 2.9, Chris Redman, 1998

(29 in 10 games)

**Career:** 2.0, Chris Redman, 1996-1999

(84 In 42 Games)

### Pass Efficiency Rating

**Season:** 194.45, Malik Cunningham, 2019

**Career:** 159.85, Stefan LeFors, 2001-04

### Passes Had Intercepted

**Game:** 6, Erik Watts, Florida State, 1991

**Season:** 28, Ed Ruppert, 1984

**Career:** 54, Jay Gruden, 1985-88

### Lowest Interception Percentage

**Season:** 0.9, Teddy Bridgewater, 2013

(4 In 427 Attempts)

**Career:** 2.03, Brian Brohm, 2004-07

(24 In 1,185 attempts)

### Wins as a Starting Quarterback

**True Freshman:** 5, Lamar Jackson, 2015;

Teddy Bridgewater, 2011

**Season:** 12, Teddy Bridgewater, 2013

**Career:** 27, Teddy Bridgewater, 2011-13

### Winning Percentage

#### As A Starting Quarterback

**Season:** 92.3, Teddy Bridgewater, 2013 (12-1)

**Career:** (Min. 15 Games) 86.7

John Madeya, 1970-72 (26-4)

### Top-25 Wins as a

#### Starting Quarterback

**Season:** 3, Brian Brohm, 2006

**Career:** 5, Teddy Bridgewater, 2011-13

### Starts at Quarterback

**Career:** 47, Malik Cunningham, 2018-22

### Consecutive Starts at Quarterback

**Career:** 40, Malik Cunningham, 2019-22

### Total Offense Plays

**Game:** 75, Lamar Jackson, Clemson, 2016

**Season:** 669, Lamar Jackson, 2016

**Career:** 1,846, Chris Redman, 1996-99

### Total Offense Yards

**Game:** 610, Lamar Jackson, Syracuse, 2016

**Season:** 5,261, Lamar Jackson, 2017

**Career:** 13,175, Lamar Jackson, 2015-17

### Total Offense Yards Per Game

**Season:** 404.7, Lamar Jackson, 2017

**Career:** 346.7, Lamar Jackson, 2015-17

### Total Offense Yards Per Play

**Game:** (Minimum 20 Plays) 17.1,

Brian Brohm, Murray State, 2007

### Receptions

**Game:** 15 Arnold Jackson, Cincinnati, 1999;

Ibn Green, East Carolina, 1998

**Season:** 101, Arnold Jackson (1,209), 1999

**Career:** 300, Arnold Jackson, 1997-2000



### Receiving Yards

**Game:** 223 Harry Douglas, Kentucky, 2007  
**Season:** 1,276, Tutu Atwell (70), 2019  
**Career:** 3,670, Arnold Jackson (300), 1997-2000

### 100-Yard Receiving Games

**Season:** 7, Tutu Atwell, 2019;  
 Deion Branch, 2001; Arnold Jackson, 1998;  
 Mark Clayton, 1982  
**Career:** 15, Arnold Jackson, 1997-2000  
**Consecutive:** 7, Harry Douglas, 2007

### Yards Per Reception

**Game:** (Min. 4 Rec.) 38.3,  
 Devante Parker, Pittsburgh, 2012  
 (Min. 8 Rec.) 26.8, Devante Parker,  
 Florida State, 2014  
**Season:** (Min. 15 Rec.) 29.1, Tyler Harrell, 2021  
 (Min. 50 Rec.) 21.0, Mark Clayton, 1982  
**Career:** (Min. 50 Rec.) 21.2, Mike Dennis,  
 1964-66; (Min. 100 Rec.) 17.8,  
 Devante Parker, 2011-14

### Receiving Touchdowns

**Game:** 5, Anthony Cummings,  
 Cincinnati, 1990  
**Season:** 12, Tutu Atwell, 2019;  
 Devante Parker, 2012; Ibn Green, 1998  
**Career:** 33, Devante Parker, 2011-14;  
 Ibn Green, 1996-99

### Receptions by a Running Back

**Game:** 12, Ralph Dawkins, Florida, 1992  
**Season:** 46, Carwell Gardner, 1989  
**Career:** 151, Ralph Dawkins, 1990-93

### Receiving Yards by a Running Back

**Game:** 170, Al Macfarlane, Marshall, 1965  
**Season:** 614, Carwell Gardner, 1989  
**Career:** 1,667, Ralph Dawkins, 1990-93

### Receptions by a Tight End

**Season:** 70, Jamie Asher, 1994  
**Career:** 217, Ibn Green, 1996-99

### Receiving Yards by a Tight End

**Season:** 884, Ibn Green, 1998  
**Career:** 2,830, Ibn Green, 1996-99

### Receiving Touchdowns by a Tight End

**Season:** 12, Ibn Green, 1998  
**Career:** 33, Ibn Green, 1996-99

### Interceptions

**Game:** 5, Tom Giannini,  
 Eastern Kentucky, 1933  
**Season:** 14, Gerod Holliman, 2014  
**Career:** 18, Anthony Floyd, 1999-02

### Interception Return Yards

**Season:** 245, Gerod Holliman, 2014  
**Career:** 270, Anthony Bridges, 1991-93

### Interception Returns for Touchdowns

**Season:** 2, Anthony Bridges, 1993,  
 Joe Welch, 1970  
**Career:** 3, Anthony Bridges, 1991-93;  
 Joe Welch, 1970-72; Kerry Rhodes, 2001-04

### Punts

**Season:** 89, Mark Blasinsky, 1981  
**Career:** 247, Jeremy Borseth, 1995-98

### Punting Average

**Season:** 44.6, Mark Vassett, 2022  
**Career:** 43.2, Mark Vassett, 2022-23

### Punting Yards

**Season:** 3,579, Mark Blasinsky, 1981  
**Career:** 9,920, Wilbur Summers, 1973-76

### Punt Returns

**Game:** 8, Montrell Jones, TCU, 2004  
**Season:** 40, Herbie Phelps, 1967;  
 40, Montrell Jones, 2004  
**Career:** 100, Arnold Jackson, 1997-00

### Punt Return Yards

**Game:** 159, Damien Dorsey, Army, 2002  
**Season:** 508, Damien Dorsey, 2002  
**Career:** 972, Arnold Jackson, 1997-00

### Punt Return Average

**Game:** 41.7, Frank Minnifield, Temple, 1982  
**Season:** 20.0, Bill McMahon, 1965  
**Career:** 15.2, Damien Dorsey, 1999-02

### Punt Return For Touchdown

**Season:** 2, Billy Perrin, 1978;  
 Greg Campbell, 1970; Tom Lucia, 1949  
**Career:** 4, Tom Lucia, 1947-50

### Kickoff Returns

**Game:** 8, Keith Stephens, Florida State, 1986;  
 Ira Glass, Memphis, 1969  
**Season:** 42, Keith Stephens, 1986;  
 42, Broderick Clark, 2003  
**Career:** 103, Zek Parker, 1998-01

### Kickoff Return Yards

**Game:** 247, Hassan Hall, Clemson, 2018  
**Season:** 914, Trent Guy, 2009  
**Career:** 2,558, Zek Parker, 1998-2001

### Kickoff Return Average

**Game:** 48.0, Jajuan Spillman, Rutgers, 2006  
**Season:** 33.4, Walter Peacock, 1973  
**Career:** 26.9, Andy Williams, 1964-67

### Kickoff Return for TD

**Season:** 2, Seven Times  
 (2, Broderick Clark, 2002)  
**Career:** 3, Zek Parker, 1998-2001;  
 3, George Cain, 1954-57

### Points

**Game:** 40, Roger Black, Washington, 1912  
**Season:** 144, Michael Bush, 2005  
**Career:** 433, Art Carmody, 2004-07

### Touchdowns

**Game:** 5, Six Times  
 (Eric Shelton, East Carolina, 2004)  
**Season:** 24, Michael Bush, 2005  
**Career:** 50, Malik Cunningham, 2018-22;  
 Lamar Jackson, 2015-17

### Extra Points Made

**Game:** 13, Roger Black,  
 Washington, Tenn., 1913  
**Season:** 77, Art Carmody, 2004  
**Career:** 253, Art Carmody, 2004-07

### Extra Points Attempted

**Game:** 14, Roger Black,  
 Washington, Tenn., 1913  
**Season:** 77, Art Carmody, 2004  
**Career:** 255, Art Carmody, 2004-07

### Extra Points Made Without A Miss

**Season:** 77, Art Carmody, 2004  
**Career:** 31, Wade Tydlacka, 2000-03

### Consecutive Extra Points Made

**Career:** 116, Art Carmody, 2005-07

### Field Goals Made

**Consecutive:** 16, Art Carmody, 2006  
**Game:** 4, Six Times  
**Season:** 21, Art Carmody, 2006  
**Career:** 66, John Wallace, 2012-15

### Field Goals Attempted

**Game:** 6, James Turner, Virginia, 2021  
**Season:** 26, Ron Bell, 1989  
**Career:** 85, John Wallace, 2012-15

### Field-Goal Percentage

**Season:** .909, James Turner, 2022  
**Career:** .823, Blanton Creque, 2016-19

### Kick-Scoring Points

**Season:** 123, Art Carmody, 2006  
**Career:** 433, Art Carmody, 2004-07

MEDIA

PREVIEW

TEAM

COACHES

REVIEW

HONORS

PROS

RECORDS

UOFL





# Single Game Records

## Louisville Offense

### First Downs

Most	Opponent	Date	Result
39	at East Carolina	Nov. 14, 1998	63-45, W
38	vs. Murray State	Sept. 30, 2017	55-10, W
38	Charlotte	Sept. 1, 2016	70-14, W
37	Syracuse	Sept. 22, 2007	35-38, L
37	Houston	Nov. 22, 2003	66-45, W
37	Western Kentucky	Nov. 4, 1989	55-7, W

### Rushing Attempts

Most	Opponent	Date	Result
78	at Central Michigan	Oct. 25, 1958	40-7, W
71	Wichita State	Nov. 5, 1977	51-21, W
68	at Wichita State	Nov. 4, 1978	38-20, W
67	South Dakota St.	Sept. 9, 1978	54-7, W
67	Indiana State	Nov. 20, 1977	27-16, W
66	Northern Illinois	Oct. 19, 1996	27-3, W

### Rushing Yards

Most	Opponent	Date	Result
475	Morehead State	Nov. 22, 1957	40-6, W
472	South Dakota State	Sept. 9, 1978	54-7, W
469	Drake	Sept. 25, 1976	37-24, W
445	Houston	Nov. 22, 2003	66-45, W
434	at Tulsa	Nov. 27, 1969	35-29, W

### Fewest

Opponent	Date	Result
at Arizona State	Sept. 19, 1992	0-19, L
at Texas Christian	Nov. 23, 2001	22-37, L
Rutgers	Nov. 1, 1986	0-41, L
Xavier	Oct. 19, 1951	6-47, L
at Purdue	Sept. 19, 1987	22-22, T

### Yards Per Rush

Most	Opponent	Date	Result
11.5	Cincinnati	Nov. 27, 2004	70-7, W

### Rushing Touchdowns

Most	Opponent	Date	Result
12	at Moores Hill	Oct. 11, 1913	77-0, W
9	Rio Grande	Sept. 22, 1941	58-0, W
9	Eastern Kentucky	Oct. 6, 1928	72-0, W
9	at Ogden	Oct. 2, 1926	79-0, W
9	Hanover	Nov. 15, 1912	73-0, W
8	Washington, Tenn.	Oct. 18, 1913	100-0, W
7	Florida State	Sept. 17, 2016	63-20, W
7	at Syracuse	Sept. 9, 2016	62-28, W
7	at Temple	Sept. 9, 2006	62-0, W
7	Florida Atlantic	Oct. 1, 2005	61-10, W
7	Houston	Nov. 22, 2003	66-45, W

### Pass Attempts

Most	Opponent	Date	Result
67	at Cincinnati	Nov. 8, 1997	9-28, L
65	Connecticut	Nov. 24, 2012	20-23, L
65	Syracuse	Sept. 22, 2007	35-38, L
63	Southern Miss	Sept. 28, 1996	7-24, L
62	Tulane	Oct. 11, 1997	33-64, L

### Pass Completions

Most	Opponent	Date	Result
46	at East Carolina	Nov. 14, 1998	63-45, W
45	Syracuse	Sept. 22, 2007	35-38, L
41	at Tulane	Oct. 17, 1998	22-28, L
39	Utah	Oct. 5, 2007	35-44, L
39	Illinois	Sept. 18, 1999	36-41, L

### Completion Percentage

(Minimum of 10 Attempts)			
Pct.	Opponent	Date	Result
90.9	Memphis	Nov. 2, 1963	0-25, L



LAMAR JACKSON

(Minimum of 20 Attempts)

Pct.	Opponent	Date	Result
86.7	at South Florida	Oct. 26, 2013	34-3, W

(Minimum of 25 Attempts)

Pct.	Opponent	Date	Result
86.7	at South Florida	Oct. 26, 2013	34-3, W

### Interceptions Thrown

Total	Opponent	Date	Result
7	Tennessee State	Nov. 10, 1984	15-24, L
7	at Morehead State	Oct. 28, 1933	0-13, L
6	Florida State	Nov. 2, 1991	15-40, L
6	at Southern Miss	Oct. 23, 1982	0-48, L
6	North Texas	Nov. 16, 1968	14-36, L

### Passing Yards

Most	Opponent	Date	Result
615	at East Carolina	Nov. 14, 1998	63-45, W
555	Syracuse	Sept. 22, 2007	35-38, L
506	Memphis	Oct. 24, 1998	35-32, W
489	Western Kentucky	Oct. 31, 1998	63-34, W
477	at Tulane	Oct. 17, 1998	22-28, L

### Passing Touchdowns

Most	Opponent	Date	Result
8	Charlotte	Sept. 1, 2016	70-14, W
6	Ohio	Sept. 1, 2013	49-7, W
6	Oregon State	Sept. 17, 2005	63-27, W
6	at East Carolina	Nov. 14, 1998	63-45, W
6	Washington, Tenn.	Oct. 18, 1913	100-0, W

\*Louisville has thrown 5 touchdown passes on 19; most recent at Duke on Nov. 18, 2021.

## TOTAL OFFENSE

Plays			
Most	Opponent	Date	Result
99	at Clemson	Oct. 1, 2016	36-42, L
98	at Cincinnati	Nov. 8, 1997	9-28, L
97	at Marshall	Oct. 17, 1970	16-14, W
94	at Tulsa	Oct. 21, 1989	24-31, L
94	at Wichita State	Oct. 21, 1972	46-3, W

### Yards

Most	Opponent	Date	Result
845	at Syracuse	Sept. 9, 2016	62-28, W
779	Houston	Nov. 22, 2003	66-45, W
769	at East Carolina	Nov. 14, 1998	63-45, W
742	Cincinnati	Oct. 3, 1998	62-19, W
730	Drake	Oct. 15, 1966	66-26, W

Fewest	Opponent	Date	Result
-14	at Murray State	Oct. 8, 1932	0-105, L
-6	Vanderbilt	Nov. 15, 1941	0-68, L
14	at Saint Louis	Nov. 17, 1928	0-12, L
13	at Arizona State	Sept. 19, 1992	0-19, L
15	Murray State	Nov. 4, 1933	6-54, L
36	Tulsa	Nov. 2, 1974	7-37, L

### Yards Per Play

Avg.	Opponent	Date	Result
11.1	Duke	Nov. 18, 2021	62-22, W
11.1	Oregon State	Sept. 17, 2005	63-27, W

### Largest Margin

(Total Yardage in a Game)			
Margin	Opponent	Date	Result
596	Murray State	Sept. 30, 2017	55-10, W

MEDIA

PREVIEW

TEAM

COACHES

REVIEW

HONORS

PROS

RECORDS

UOFL



516	Western Kentucky	Nov. 4, 1989	55-7, W
483	at Marshall	Sept. 24, 2016	59-28, W
466	Drake	Oct. 15, 1966	66-26, W
461	Murray State	Sept. 8, 1990	68-0, W

## ■ SCORING

### Points in a Game

Points	Opponent	Date	Result
100	Washington, Tenn.	Oct. 18, 1913	100-0, W

### Points in a Half

Points	Opponent	Date	Result
63	Washington, Tenn.	Oct. 18, 1913	100-0, W

### Points in First Half

Points	Opponent	Date	Result
56	Charlotte	Sept. 1, 2016	70-14, W

### Points in a Quarter

Points	Opponent	Date	Result
35	Wake Forest	Oct. 29, 2022	48-21, W
35	Washington, Tenn.	Oct. 18, 1913	100-0, W

### Touchdowns

Total	Opponent	Date	Result
14	Washington, Tenn.	Oct. 18, 1913	100-0, W

### Point-After Kicks

Total	Opponent	Date	Result
13	Washington, Tenn.	Oct. 18, 1913	100-0, W

### Field Goals

Total	Opponent	Date	Result
4	NC State	Nov. 19, 2022	25-10, W
4	Virginia	Oct. 9, 2021	33-34, L
4	NC State	Oct. 22, 2016	54-13, W
4	Connecticut	Oct. 23, 2010	26-0, W
4	Pittsburgh	Nov. 3, 2005	42-20, W
4	at Houston	Nov. 18, 2000	32-13, W

## ■ FUMBLES/TURNOVERS/PENALTIES

### Fumbles

Total	Opponent	Date	Result
11	at Cincinnati	Nov. 14, 1970	28-14, W

### Fumbles, Lost

Total	Opponent	Date	Result
9	at Eastern Kentucky	Nov. 2, 1929	19-6, W

### Fumbles, Lost

(Combined – Both Teams)

Total	Opponent	Date	Result
14	at Eastern Kentucky	Nov. 2, 1929	19-6, W

### Turnovers

Total	Opponent	Date	Result
9	at Southern Miss	Oct. 23, 1982	0-48, L
9	at North Texas	Sept. 30, 1967	28-30, L
9	at Eastern Kentucky	Nov. 2, 1929	19-6, W

### Penalties

Total	Opponent	Date	Result
18	Tulane	Oct. 28, 2000	35-32, W
18	Connecticut	Sept. 30, 2000	41-22, W
18	Cincinnati	Oct. 3, 1998	62-19, W

## Louisville Defense

### Fewest First Downs Allowed

Total	Opponent	Date	Result
1	Rose Poly	Oct. 9, 1926	49-0, W
2	Florida International	Sept. 21, 2013	72-0, W
2	Rio Grande	Sept. 22, 1941	58-0, W

2	Eastern Kentucky	Oct. 6, 1928	72-0, W
2	at Ogden	Oct. 2, 1926	79-0, W

### Fewest Total Yards Allowed

Yards	Opponent	Date	Result
27	Florida International	Sept. 21, 2013	72-0, W
43	Saint Joseph's, Ind.	Oct. 19, 1939	13-0, W
39	Rio Grande	Sept. 22, 1941	58-0, W
50	Wayne State	Oct. 1, 1955	72-0, W
58	Murray State	Sept. 8, 1990	68-0, W
60	Grambling	Sept. 9, 2000	52-0, W
60	at Wichita State	Sept. 21, 1972	46-3, W

### Fewest Rushing Yards Allowed

Yards	Opponent	Date	Result
-78	at Wichita State	Sept. 21, 1972	46-3, W
-56	Grambling	Sept. 9, 2000	52-0, W
-38	Catawba	Nov. 5, 1949	41-7 W
-22	Wake Forest	Sept. 28, 2014	20-10, W
-19	North Texas	Sept. 26, 1970	13-2, W
-17	Chattanooga	Sept. 11, 1999	58-30, W

\*Louisville has held opponents to 0 or negative rushing yards on 13 occasions, the most recent vs. Boston College (-14 yards) on Oct. 24, 2015 (17-14, Win).

### Fewest Passing Yards Allowed

Yards	Opponent	Date	Result
0	at Ogden	Oct. 2, 1926	79-0, W
0	Transylvania	Nov. 3, 1923	12-0, W
0	at Cumberland	Nov. 7, 1914	0-20, L

### Fewest Pass Completions Allowed

Total	Opponent	Date	Result
0	Cincinnati	Nov. 27, 1971	16-19, L
0	Eastern Kentucky	Sept. 27, 1958	20-7, W
0	Murray State	Sept. 30, 1949	34-14, W
0	at Ogden	Oct. 2, 1926	79-0, W
0	Transylvania	Nov. 3, 1923	12-0, W
0	at Cumberland	Nov. 7, 1914	0-20, L
0	at Transylvania	Oct. 11, 1912	32-0, W
1	Kentucky	Nov. 30, 2019	13-45, L



YASIR ABDULLAH

1	Ohio	Nov. 14, 1959	15-22, L
1	at Evansville	Oct. 15, 1955	29-7, W
1	at Wayne State	Sept. 24, 1954	0-13, W
1	Evansville	Oct. 4, 1941	31-6, W
1	at Eastern Kentucky	Nov. 2, 1929	19-6, W

### Most Pass Interceptions

Total	Opponent	Date	Result
6	Army	Sept. 17, 1983	31-7, W
6	North Texas	Oct. 1, 1966	19-20, L
6	Central Michigan	Oct. 26, 1957	40-0, W

\*Louisville has intercepted 5 opponent passes in a game on 12 occasions, the most recent at Houston on Nov. 18, 2000 (32-13, Win).

### Fumbles By Opponent

Total	Opponent	Date	Result
15	at Cincinnati	Nov. 14, 1970	28-14, W

### Fumbles Recovered

Total	Opponent	Date	Result
8	Morehead State	Nov. 5, 1955	37-12, W

### Quarterback Sacks

Total	Opponent	Date	Result
10	Grambling	Sept. 9, 2000	52-0, W
10	Memphis	Nov. 2, 1996	13-10, W
9	at Memphis	Sept. 11, 1993	54-28, W
9	Wyoming	Sept. 26, 1992	24-26, L

## ■ LOUISVILLE SPECIAL TEAMS

### Punts

Total	Opponent	Date	Result
14	at Transylvania	Oct. 11, 1929	0-9, L
13	Cincinnati	Oct. 27, 1973	10-8, W
13	Centre	Nov. 19, 1938	0-14, L

### Punting Yards

Total	Opponent	Date	Result
532	at Transylvania	Oct. 11, 1929	0-9, L
531	at Clemson	Oct. 11, 2014	17-23, L

### Punting Average (Yards Per Punt)

(Minimum of 5 Punts)

Total	Opponent	Date	Result
53.5	at West Texas State	Nov. 24, 1973	21-9, W

(Minimum of 10 Punts)

Total	Opponent	Date	Result
45.3	at Auburn	Sept. 14, 1974	3-16, L

### Punt Returns

Total	Opponent	Date	Result
9	at Illinois	Sept. 19, 1998	35-9, W
9	Murray State	Sept. 8, 1990	68-0, W
9	Cincinnati	Nov. 11, 1967	7-13, L

### Punt Return Yards

Total	Opponent	Date	Result
203	at Army	Sept. 21, 2002	45-14, W

### Kickoff Returns

Total	Opponent	Date	Result
11	at Tennessee	Oct. 24, 1953	6-59, L

### Kickoff Return Yards

Total	Opponent	Date	Result
258	at Cincinnati	Nov. 9, 1968	7-37, L

### Blocked Kicks

Total	Opponent	Date	Result
4	at Chattanooga	Oct. 30, 1953	6-44, L

MEDIA

PREVIEW

TEAM

COACHES

REVIEW

HONORS

PROS

RECORDS

UOFL





# Team Records

MEDIA

PREVIEW

TEAM

COACHES

REVIEW

HONORS

PROS

RECORDS

UOFL

## Total Offense

Plays:	961 - 2016
Yards:	7,084 - 2017
Yards Per Play:	7.39 - 2017
Yards Per Game:	559.6 - 1998
Offensive Touchdowns:	74 - 2004

## Rushing

Attempts:	685 - 1977
Yards:	3,186 - 2017
Yards Per Rush:	6.44 - 2017
Yards Per Game:	298.9 - 1957
Touchdowns:	47 - 2004

## Passing

Attempts:	515 - 1998
Completions:	338 - 1998
Yards:	4,498 - 1998
Yards Per Attempt:	10.09 - 2019
Yards Per Game:	408.9 - 1998
Touchdowns:	33 - 1998 & 2013
Interceptions Thrown:	39 - 1984

## Scoring

Points:	597 - 2004
Points Per Game:	49.8 - 2004
Touchdowns:	80 - 2004
Extra Points:	77 - 2004
Field Goals:	21 - 2006

## First Downs

Total:	352 - 2017
Rushing:	157 - 2017
Passing:	199 - 1998
First Downs Per Game:	28.3 - 1998

## Fumbles

Fumbles:	45 - 1977
Fewest Fumbles:	11 - 2013
Fumbles Lost:	23 - 1955
Fewest Fumbles Lost:	5 - 1969 & 2012

## Turnovers

Total:	53 - 1984
--------	-----------

## Penalties

Penalties:	134 - 2002
Fewest Penalties:	30 - 1961
Yards:	1,192 - 2002



STEFAN LEFORS

Fewest Yards:	299 - 1961
Fewest Yards per Game:	33.2 - 1961

## DEFENSE

### Total Defense

Fewest Plays Per Game Allowed:	52.3 - 1962
Fewest Yards Allowed:	1,554 - 1960
Fewest Yards Allowed Per Play:	3.22 - 1971
Fewest Yards Per Game Allowed:	172.7 - 1960
Fewest Offensive Touchdowns Allowed:	0 - 1925
Fewest First Downs Allowed:	92 - 1958 & 1960

### Rushing Defense

Fewest Attempts Per Game Allowed:	30.8 - 2008
Fewest Yards Allowed:	846 - 1960
Fewest Yards Per Rush Allowed:	2.04 - 1996
Fewest Yards Per Game Allowed:	79.9 - 2000
Fewest Touchdowns Allowed:	0 - 1925

### Passing Defense

Fewest Attempts Per Game Allowed:	12.5 - 1958
Fewest Completions Per Game Allowed:	4.4 - 1948
Fewest Yards Allowed:	502 - 1955
Fewest Yards Per Attempt Allowed:	4.08 - 1955
Fewest Yards Per Game Allowed:	55.8 - 1955
Fewest Touchdowns Allowed:	0 - 1925 & 1955
Sacks:	50 - 2000 & 2022
Tackles for Loss:	109 - 2002

### Interceptions

Passes Intercepted:	28 - 1966
Yards Returned:	368 - 1993
Yards Per Return:	25.3 - 1999
Touchdowns:	3 - 1913, 1966, 1970, 1993, 1999 & 2000

### Scoring Defense

Fewest Points Allowed:	2 - 1925
Fewest Points Per Game Allowed:	0.3 - 1925
Most Shutouts:	7 - 1925
Fewest Touchdowns Allowed:	0 - 1925

### Blocked Kicks

Total:	11 - 2002
Consecutive Games:	8 - 2002

## SPECIAL TEAMS

### Punts

Punts:	89 - 1981
Fewest Punts:	27 - 1955
Yards:	3,579 - 1981
Yards Per Punt:	44.1 - 2022

### Punt Returns

Returns:	55 - 1967
Yards:	716 - 2002
Yards Per Return:	15.2 - 2018

### Kickoff Returns

Returns:	67 - 2007
Fewest Returns:	21 - 1956
Yards:	1,481 - 2007
Yards Per Return:	27.4 - 2019



## ■ OFFENSE

### Total Plays

1.	961	2016
2.	959	2017
3.	939	2014
4.	918	2012
5.	913	2003

### Total Yards

1.	7,084	2017
2.	6,925	2016
3.	6,468	2004
4.	6,355	2003
5.	6,179	2006

### Yards Per Play

1.	7.39	2017
2.	7.24	2004
3.	7.21	2016
4.	7.13	2006
5.	6.97	1998

### Yards Per Game

1.	559.6	1998
2.	544.9	2017
3.	539.0	2004
4.	532.7	2016
5.	488.8	2003

### Rushing Attempts

1.	685	1977
2.	568	2019
3.	567	1949
4.	564	1970
5.	560	1978

### Rushing Yards

1.	3,186	2017
2.	3,148	2016
3.	3,005	2004
4.	2,966	2003
5.	2,923	1977

### Rush Yards Game

1.	298.9	1957
2.	250.4	2004
3.	248.2	1955
4.	245.1	2017
5.	243.6	1977

### Yards Per Rush

1.	6.44	2017
2.	6.00	2016
3.	5.93	1957
4.	5.73	2003
5.	5.63	2004

### Rushing Touchdown

1.	47	2004
2.	41	2005
3.	37	2016
	37	1949
5.	35	2006
	35	2003
	35	1957

### Pass Attempts

1.	515	1998
2.	501	1999
3.	491	2007
4.	473	1997
5.	464	2017

### Completions

1.	338	1998
2.	322	1999
3.	316	2007
4.	311	2013
5.	307	2012

### Passing Yards

1.	4,498	1998
2.	4,103	2007
3.	4,082	2013
4.	3,898	2017
5.	3,849	2012

### Passing Yards Per Game

1.	408.9	1998
2.	341.9	2007
3.	335.2	1999
4.	314.0	2013
5.	299.8	2017

### Passing Touchdown

1.	33	2013
	33	1998
3.	32	2019
	32	2016
5.	30	2007

### Points

1.	597	2004
2.	553	2016
3.	521	2005
4.	495	2017
5.	491	2006

### Points Per Game

1.	49.8	2004
2.	43.4	2005
3.	42.5	2016
4.	41.8	1913
5.	40.4	1998

### Field Goals Made

1.	21	2006
2.	20	2022
	20	2013
4.	19	2016
5.	18	2012

### Punts

1.	89	1981
2.	87	1970
3.	83	2002
	83	1973
5.	81	1976
	81	1974

### Punting Average

1.	44.1	2022
2.	43.9	2016
3.	43.5	2017
4.	43.0	1975
5.	42.4	1973

### Punt Return Avg

1.	15.2	2018
2.	13.3	2002
3.	12.6	2010
4.	12.50	1990
5.	12.48	1965

### Kickoff Return Average

1.	27.4	2019
2.	26.9	1973
3.	26.1	2000
4.	25.7	1968
5.	25.5	2010

### First Downs

1.	352	2017
2.	325	2016
3.	323	2004
4.	311	1998
5.	309	2007

### Penalties

1.	134	2002
2.	128	2000
3.	115	1999
4.	107	1998
	107	1993

### Fumbles

1.	45	1977
2.	44	1978
3.	42	1974
4.	37	1955
5.	35	1996
	35	1976
	35	1963

### Fumbles Lost

1.	23	1955
2.	22	2016
	22	1985
	22	1977
5.	21	1979

### Turnovers

1.	53	1984
2.	45	1968
3.	41	1985
4.	38	1979
5.	37	1987

## ■ DEFENSE

### Total Yards Allowed

1.	5,802	2018
2.	5,721	2019
3.	5,572	2003
4.	5,541	1985
5.	5,287	1998

### Fewest Total Yards Per Game Allowed

1.	172.7	1960
2.	195.7	1955
3.	202.6	1972
4.	203.9	1961
5.	212.7	1949

### Total Yards Per Game Allowed

1.	503.7	1985
2.	483.5	2018
3.	480.6	1998
4.	440.1	2019
5.	428.6	2003

### Fewest Yards Per Play Allowed

1.	2.94	1972
2.	3.222	1971

3.	3.224	1960
4.	3.39	1996
5.	3.43	1955

### Yards Per Play Allowed

1.	6.88	2018
2.	6.44	1998
3.	6.41	1985
4.	6.34	2019
5.	6.31	1953

### Fewest Rushing Yards Per Game Allowed

1.	79.9	2000
2.	80.7	2013
3.	81.1	1996
4.	83.1	1972
5.	94.0	1960

### Fewest Yards Per Rush Allowed

1.	1.93	1972
2.	2.04	1996
3.	2.23	2000
4.	2.41	1967
5.	2.52	1968

### Most Shutouts

1.	7	1925
2.	5	1913
3.	4	1946
	4	1939
	4	1923

### Interceptions

1.	28	1966
2.	27	2000
3.	26	2014
4.	25	1978
5.	24	1995

### Interception Return Yards

1.	368	1993
2.	365	1995
3.	351	1966
4.	335	1969
5.	329	1999

### Interception Return Touchdowns

1.	3	2000
	3	1999
	3	1993
	3	1970
	3	1966
	3	1913

### Fumbles Gained

1.	26	1977
2.	24	1974
	24	1970
	24	1955
5.	23	1976
	23	1973
7.	22	1979
8.	20	1985
	20	1972
	20	1964

### Fumble Return

#### Touchdowns

1.	4	2008
2.	3	2005
3.	2	2019
	2	2013
	2	2011
	2	2006
	2	2004
	2	2001
	2	1997
	2	1991

### Turnovers Gained

1.	47	1977
2.	44	1978
3.	41	1995
	41	1970
5.	39	1974
	39	1973

### Turnovers Returned For Touchdowns

1.	4	2013
	4	2008
	4	2005
	4	2000
	4	1999
	4	1993
7.	3	2022
	3	2011
	3	2004
	3	1970
	3	1966
	3	1913

### Blocked Kicks

1.	11	2002
2.	7	1990
	7	1953
4.	5	2003
	5	1979

### Consecutive Games With Blocked Kick

1.	8	2002
----	---	------

### Pass Sacks

1.	50	2022
	50	2000
3.	44	2006
	44	2005
	44	1996

### Tackles For Loss

1.	108	2000
2.	104	2006
	104	2005
4.	102	2013
5.	97	2022
	97	2015

MEDIA

PREVIEW

TEAM

COACHES

REVIEW

HONORS

PROS

RECORDS

UOFL





## Opponent Single Game Team Records

MEDIA

PREVIEW

TEAM

COACHES

REVIEW

HONORS

PROS

RECORDS

UOFL

<b>First Downs</b>					
1.	40	at Wake Forest	Oct. 12, 2019	62-59	W
<b>First Downs Rushing</b>					
1.	27	Georgia Tech	Oct. 5, 2018	31-66	L
<b>First Downs Passing</b>					
1.	24	Kentucky	Sept. 5, 1998	34-68	L
<b>Rushing Attempts</b>					
1.	78	at Mississippi State	Sept. 18, 1976	21-30	L
<b>Rushing Yards</b>					
1.	684	at Murray State	Oct. 8, 1932	0-105	L
<b>Yards Per Rush</b>					
1.	13.3	at Clemson	Nov. 3, 2018	16-77	L
<b>Rushing Touchdowns</b>					
1.	12	at Murray State	Oct. 8, 1932	0-105	L
<b>Pass attempts</b>					
1.	72	Tulane	Oct. 28, 2000	35-32	W
<b>Pass Completions</b>					
1.	43	Tulane	Oct. 28, 2000	35-32	W
<b>Completion Percentage</b> (Minimum 10 attempts)					
1.	100.0	Virginia Tech	Oct. 31, 2020	35-42	L
<b>(Minimum 25 attempts)</b>					
1.	82.4	at Wake Forest	Oct. 28, 2017	32-42	L
<b>Passing Yards</b>					
1.	571	Kentucky	Sept. 5, 1998	34-68	L
<b>Passing Touchdowns</b>					
1.	8	Kentucky	Sept. 5, 1998	34-68	L
<b>Total Plays</b>					
1.	102	at Wake Forest	Oct. 12, 2019	62-59	W
<b>Total Yards</b>					
1.	801	Kentucky	Sept. 5, 1998	34-68	L
<b>Yards Per Play</b>					
1.	12.4	at Kentucky	Nov. 30, 2019	13-45	L
<b>Third Down Conversion Percentage</b>					
1.	87.5	at Clemson	Nov. 3, 2018	16-77	L
<b>Points in a Game</b>					
1.	105	at Murray State	Oct. 8, 1932	0-105	L
<b>Points in a Half</b>					
1.	71	at Murray State	Oct. 8, 1932	0-105	L
<b>Points in First Half</b>					
1.	52	at Chattanooga	Oct. 20, 1928	0-70	L
<b>Points in Second Half</b>					
1.	71	at Murray State	Oct. 8, 1932	0-105	L
<b>Points in a Quarter</b>					
1.	40	at Murray State	Oct. 8, 1932	0-105	L
<b>Points in First Quarter</b>					
1.	27	at Chattanooga	Oct. 20, 1928	0-70	L
<b>Points in Second Quarter</b>					
1.	36	Penn State	Sept. 20, 1997	21-57	L
<b>Points in Third Quarter</b>					
1.	31	at Murray State	Oct. 8, 1932	0-105	L
<b>Points in Fourth Quarter</b>					
1.	40	at Murray State	Oct. 8, 1932	0-105	L
<b>Points in Overtime</b>					
1.	22	at West Virginia	Oct. 15, 2005	44-46 (3ot)	L
<b>Lead at End of First Quarter</b>					
1.	27	at Chattanooga	Oct. 20, 1928	0-70	L
<b>Halftime Lead</b>					
1.	52	at Chattanooga	Oct. 20, 1928	0-70	L
<b>Lead at End of Third Quarter</b>					
1.	65	Southern Miss	Oct. 3, 1987	6-65	L
1.	65	at Murray State	Oct. 8, 1932	0-105	L
<b>Touchdowns</b>					
1.	16	at Murray State	Oct. 8, 1932	0-105	L
<b>Extra Points Made</b>					
1.	11	at Clemson	Nov. 3, 2018	16-77	L
<b>Extra Points Attempted</b>					
1.	16	at Murray State	Oct. 8, 1932	0-105	L
<b>Two-Point Conversions Made</b>					
1.	2	Memphis	Oct. 24, 1998	35-32	W
2	Western Kentucky	Sept. 10, 1983	41-22	W	
2	Cincinnati	Sept. 22, 1979	22-19	W	
2	at Dayton	Oct. 5, 1968	14-28	L	

2	at Tulsa	Dec. 7, 1963	16-22	L	
2	Memphis	Nov. 2, 1963	0-25	L	
2	at Kent State	Nov. 21, 1959	14-16	L	
2	at Ohio	Nov. 15, 1958	6-23	L	
<b>Two-Point Conversions Attempted</b>					
1.	7	Tulsa	Oct. 17, 1964	0-58	L
<b>Field Goals Made</b>					
1.	6	at Centre	Oct. 28, 1922	7-32	L
<b>Field Goals attempted</b>					
1.	7	at Centre (6-7)	Oct. 28, 1922	7-32	L
<b>Penalties</b>					
1.	19	Wichita State	Oct. 19, 1963	14-47	L
<b>Penalty Yards</b>					
1.	176	at Cincinnati	Nov. 9, 1968	7-37	L
<b>Fewest Penalties / Penalty Yards</b>					
1.	0	Pittsburgh	Nov. 12, 2011	14-21	L
0	Tulane	Oct. 17, 2003	47-28	W	
0	Western Kentucky	Oct. 21, 1961	20-0	W	
0	at Dayton	Oct. 17, 1953	13-20	L	
0	Wayne State	Sept. 27, 1952	19-12	W	
0	at Depauw	Oct. 4, 1947	37-0	W	
<b>Interception Return Yards</b>					
1.	141	at Kentucky	Nov. 28, 2015	38-24	W
<b>Pass Breakups</b>					
1.	15	at Tulsa	Oct. 21, 1989	24-31	L
<b>Passes Defended</b>					
1.	17	at Tulsa	Oct. 21, 1989	24-31	L
<b>Pass Sacks</b>					
1.	11	at Houston	Nov. 17, 2016	10-36	L
<b>Pass Sack Yardage</b>					
1.	100	at Arizona State	Sept. 19, 1992	0-19	L
<b>Tackles for Loss</b>					
1.	16	Boston College	Oct. 24, 2015	17-14	W
<b>Tackle for Loss Yardage</b>					
1.	107	at Arizona State	Sept. 19, 1992	0-19	L
<b>Quarterback Hurries</b>					
1.	13	at Rutgers	Nov. 9, 2006	25-28	L
<b>Blocked Kicks</b>					
1.	3	at Memphis	Oct. 16, 1999	32-31	W
<b>Non-Offensive Touchdowns</b>					
Louisville has allowed 2 non-offensive touchdowns on 21 occasions, most recently vs. Alabama on sept. 1, 2018, in the Camping World Kickoff, Orlando, Fla. (14-51 Loss).					
<b>Safeties</b>					
1.	2	Florida State	Oct. 6, 1979	0-27	L
<b>Punts</b>					
1.	15	at Transylvania	Oct. 11, 1929	0-9	L
<b>Fewest Punts</b>					
1.	0	Kentucky	Nov. 24, 2018	10-56	L
0	Georgia Tech	Oct. 5, 2018	31-66	L	
0	Murray State	Sept. 18, 1954	13-33	L	
<b>Punting Yards</b>					
1.	512	Wichita State	Oct. 23, 1971	21-5	W
<b>Punting Average</b> (Minimum 5 Punts)					
1.	51.4	at Tulsa	Nov. 27, 1969	35-29	W
<b>(Minimum 10 Punts)</b>					
1.	44.5	at Syracuse	Sept. 9, 2016	62-28	W
<b>Punt Returns</b>					
1.	9	at Drake	Sept. 25, 1971	7-10	L
<b>Punt Return Yards</b>					
1.	171	Miami, Fla.	Oct. 8, 1949	0-26	L
<b>Punt Return Average</b> (Minimum 2 Returns)					
1.	61.0	at Cincinnati	Nov. 8, 1997	9-28	L
<b>(Minimum 5 Returns)</b>					
1.	19.6	North Texas	Oct. 3, 1964	0-22	L
<b>Kickoff Returns</b>					
1.	11	at Syracuse	Sept. 9, 2016	62-28	W
11	Drake	Oct. 15, 1966	66-26	W	
<b>Kickoff Return Yards</b>					
1.	266	Houston	Nov. 22, 2003	66-45	W

## Opponent Individual Records



<b>Rushing attempts:</b>	51	Gary Kosins	at Dayton	Oct. 3, 1970	11-28	L
<b>Rushing Yards:</b>	284	Lynn Bowden	at Kentucky	Nov. 30, 2019	13-45	L
	284	Kenneth Strong	at Chattanooga	Oct. 20, 1928	0-70	L
<b>Rushing Touchdowns:</b>	6	Kenneth Strong	at Chattanooga	Oct. 20, 1928	0-70	L
<b>Longest Run:</b>	93	Ron Mollric	at Kent State	Nov. 9, 1963	7-26	L
<b>Pass attempts:</b>	62	Dusty Bonner	at Kentucky	Sept. 4, 1999	56-28	W
<b>Pass Completions:</b>	40	Brennan Armstrong	Virginia	Oct. 9, 2021	33-34	L
<b>Completion Percentage:</b>	100.0	Hendon Hooker	Virginia Tech	Oct. 31, 2020	35-42	L
<b>Passing Yards:</b>	498	Tim Couch	Kentucky	Sept. 5, 1998	34-68	L
<b>Passing Touchdowns:</b>	7	Mike Teel	at Rutgers	Dec. 4, 2008	14-63	L
	7	Tim Couch	Kentucky	Sept. 5, 1998	68-34	L
	7	Jerry Rhome	Tulsa	Oct. 17, 1964	0-58	L
<b>Interceptions Thrown:</b>	6	Vidal Carlin	North Texas	Oct. 1, 1966	19-20	L
<b>Longest Completion:</b>	95	Greg Cook to Tom Rossley	at Cincinnati	Nov. 9, 1968	7-37	L
<b>Receptions:</b>	15	Howard Twilley	at Tulsa	Nov. 6, 1965	18-51	L
<b>Receiving Yards:</b>	254	Tom Rossley	at Cincinnati	Nov. 9, 1968	7-37	L
<b>Receiving Touchdowns:</b>	5	Howard Twilley	at Tulsa	Nov. 6, 1965	18-51	L
<b>Total Plays:</b>	74	Dusty Bonner	at Kentucky	Sept. 4, 1999	56-28	W
<b>Total Yards:</b>	498	Tim Couch	Kentucky	Sept. 5, 1998	34-68	L
<b>Touchdowns Responsible For:</b>	9	Jerry Rhome	Tulsa	Oct. 18, 1964	58-0	L
<b>Punts:</b>	14	John Schaffler	at Vanderbilt	Sept. 18, 1971	0-0	T
<b>Punting Yards:</b>	512	Bob Renner	Wichita State	Oct. 23, 1971	21-5	W
<b>Punting Average:</b>	55.3	Jimmy McClary	Houston	Nov. 22, 2003	66-45	W
<b>Longest Punt:</b>	90	Sean Fleming	at Wyoming	Sept. 2, 1989	28-21	W
<b>Punt Returns:</b>	8	Adam Humphries	at Clemson	Oct. 11, 2014	17-23	L
	8	Brian Fisher	at South Florida	Oct. 4, 2003	28-31 (2OT)	L
<b>Punt Return Yards:</b>	122	Tinker Keck	at Cincinnati	Nov. 8, 1997	9-28	L
<b>Longest Punt Return:</b>	94	Keith Wright	at Memphis	Oct. 18, 1975	7-41	L
<b>Kickoff Returns:</b>	9	Scott Wesley	at Army	Sept. 11, 2004	52-21	W
<b>Kickoff Return Yards:</b>	227	Matt Brown	Temple	Nov. 3, 2012	45-17	W
<b>Longest Kickoff Return:</b>	100	Brandon Wilson	Houston	Sept. 12, 2015	31-34	L
	100	Andre Debose	Florida	Jan. 2, 2013	33-23	W
	100	Lindsey Lamar	South Florida	Nov. 13, 2010	21-24 (OT)	L
	100	Derrick Locke	at Kentucky	Sept. 19, 2009	27-31	L
	100	Keenan Burton	Kentucky	Sept. 3, 2006	59-28	W
	100	Ricky Wilson	Houston	Nov. 22, 2003	66-45	W
	100	Eddie Godfrey	Western Kentucky	Oct. 27, 1990	41-7	W
<b>Touchdowns Scored:</b>	6	Steve Slaton	at West Virginia	Oct. 15, 2005	44-46 (3OT)	L
	6	Kenneth Strong	at Chattanooga	Oct. 20, 1928	0-70	L
<b>Extra Points:</b>	9	Wesley Wells	Georgia Tech	Oct. 5, 2018	31-66	L
	9	San San Te	at Rutgers	Dec. 4, 2008	14-63	L
	9	Eric Schubert	at Pittsburgh	Oct. 30, 1982	14-63	L
	9	Pete Weeks	at Memphis	Nov. 22, 1969	19-69	L
<b>Field Goals:</b>	6	Herb Covington	at Centre	Oct. 28, 1922	7-32	L
<b>Kicking Points:</b>	22	Brad Palazzo	Tulane	Oct. 11, 1997	33-64	L
<b>Passes Intercepted:</b>	3	Mark McLaurin	Mississippi State	Dec. 30, 2017	27-31	L
<b>Interception Return Yards:</b>	100	Kevin Monroe	at East Carolina	Nov. 14, 1998	63-45	W
	100	Reggie Phillips	Southern Methodist	Sept. 15, 1984	7-41	L
	100	Ray Martin	at Tennessee	Oct. 24, 1953	6-59	L
<b>Longest Interception Return:</b>	100	Kevin Monroe	at East Carolina	Nov. 14, 1998	63-45	W
	100	Reggie Phillips	Southern Methodist	Sept. 15, 1984	7-41	L
	100	Ray Martin	at Tennessee	Oct. 24, 1953	6-59	L
<b>Longest Fumble Return:</b>	88	Ryan Kent	at Army	Sept. 21, 2002	45-14	W

MEDIA

PREVIEW

TEAM

COACHES

REVIEW

HONORS

PROS

RECORDS

UOFL





## 500-Yard Games of Total Offense

MEDIA

PREVIEW

TEAM

COACHES

REVIEW

HONORS

PROS

RECORDS

UOFL

Year	Opponent	W-L	Site	PL	Rush	Pass	Total
2016	Syracuse	W	A	81	414	431	845
2003	Houston	W	H	83	445	334	779
1998	East Carolina	W	A	92	154	615	769
1998	Cincinnati	W	H	74	282	460	742
1966	Drake	W	H	77	307	423	730
2007	Middle Tennessee	W	H	92	328	401	729
2017	Syracuse	W	H	72	411	316	727
2017	North Carolina	W	A	83	312	393	705
2016	Marshall	W	A	85	273	417	690
2021	Duke	W	A	62	384	303	687
1998	Western Kentucky	W	H	79	198	489	687
2017	Murray State	W	H	91	312	364	676
2006	Temple	W	A	78	312	359	671
2004	Houston	W	A	69	242	424	666
2019	Boston College	W	H	78	236	428	664
2016	Charlotte	W	H	70	272	391	663
2007	Murray State	W	H	64	261	394	655
2006	Kentucky	W	H	87	363	268	631
2007	Syracuse	L	H	93	73	555	628
2017	Boston College	L	H	75	293	332	625
2003	Army	W	H	69	208	411	619
2013	Ohio	W	H	71	199	416	615
1998	Memphis	W	H	79	107	506	613
2019	Syracuse	W	H	61	370	238	608
2005	Florida Atlantic	W	H	65	326	282	608
2014	Murray State	W	H	88	325	278	603
2004	Memphis	W	A	82	278	321	599
2004	Texas Christian	W	H	75	213	374	587
2003	Texas Christian	L	A	82	121	459	580
1989	Western Kentucky	W	H	91	267	313	580
2015	Syracuse	W	H	67	217	362	579
1999	Illinois	L	H	88	128	450	578
2008	Kansas State	W	H	88	303	274	577
2010	Arkansas State	W	A	83	267	308	575
2010	Memphis	W	H	56	299	275	574
2001	Tulane	W	A	74	328	245	573
2004	Army	W	A	88	230	342	572
1990	Alabama	W	N	78	113	458	571
2006	Connecticut	W	H	73	221	349	570
2020	Florida State	W	H	61	291	278	569
2016	Clemson	L	A	99	273	295	568
1976	Drake	W	H	77	469	99	568
2004	Boise State	W	N	81	329	235	564
2017	Kentucky	W	A	64	346	216	562
2015	Samford	W	H	74	288	274	562
2016	Kentucky	L	H	71	280	281	561
1998	Tulane	L	A	88	83	477	560
1993	Texas	W	H	83	254	306	560
2002	East Carolina	W	H	77	204	352	556
2013	Miami, Fla.	W	N	76	107	447	554
2016	North Carolina State	W	H	80	163	390	553
2005	Oregon State	W	H	50	125	428	553
2004	East Carolina	W	H	69	215	334	549
1970	Wichita State	W	A	77	381	168	549
2020	Virginia Tech	L	H	65	198	350	548
2005	Cincinnati	W	A	59	244	303	547
1987	Akron	W	H	88	176	367	543
2022	South Florida	W	H	76	283	259	542
2019	Eastern Kentucky	W	H	58	322	220	542
2017	Kent State	W	H	57	165	374	539
1992	Tulsa	W	H	74	221	315	536

1965	Dayton	W	H	83	166	369	535
2015	Texas A&M	W	N	72	307	227	534
1978	South Dakota State	W	H	77	472	62	534
2018	Wake Forest	L	H	90	174	358	532
1999	Kentucky	W	A	74	195	337	532
2016	Florida State	W	H	66	314	216	530
2006	Middle Tennessee	W	N	63	186	340	526
2003	Cincinnati	W	A	62	315	211	526
2013	Temple	W	A	70	177	348	525
2017	Purdue	W	N	79	146	378	524
2012	Cincinnati	W	H	78	108	416	524
1996	Northern Illinois	W	H	93	344	180	524
1989	Kansas	W	A	89	281	243	524
2017	Wake Forest	L	A	88	191	332	523
2004	Tulane	W	A	80	216	306	522
1995	North Texas	W	H	73	234	288	522
1986	Western Kentucky	W	H	77	225	296	521
2019	Wake Forest	W	A	69	225	295	520
1999	Chattanooga	W	H	69	275	245	520
1990	Murray State	W	H	72	152	367	519
2021	Wake Forest	L	A	70	208	309	517
2004	South Florida	W	H	80	172	345	517
2020	Miami, Fla.	L	H	85	209	307	516
2016	Boston College	W	A	65	210	305	515
1988	North Carolina	W	A	88	189	323	512
2019	Mississippi State	W	N	69	198	312	510
2016	Virginia	W	A	75	147	361	508
2012	Temple	W	H	65	170	338	508
2008	Connecticut	L	H	71	261	247	508
2004	Miami, Fla.	L	A	77	214	293	507
1998	Boston College	W	H	88	132	375	507
1982	Richmond	W	H	86	203	304	507
1957	Morehead State	W	H	0	475	32	507
1978	Wichita State	W	A	77	371	135	506
2005	Syracuse	W	H	69	220	285	505
1993	Southern Mississippi	W	H	78	201	304	505
2021	Virginia	L	H	62	233	270	503
2021	Central Florida	W	H	76	191	310	501
1998	Kentucky	L	H	76	133	368	501
2005	Rutgers	W	H	74	161	339	500
2003	Tulane	W	H	70	288	212	500



JALEN MITCHELL VS. SYRCAUSE, 2016

**All Plays**

Yds	Player	Pos.	TD	Play	Opponent	Date
100	Jawar Jordan	RB	Y	KR	Air Force	2021
100	Hassan Hall	RB	Y	KR	Wake Forest	2019
100	Traveon Samuel	WR	Y	KR	Clemson	2015
100	Adrian Bushell	CB	Y	KR	Connecticut	2011
100	Trent Guy	WR	Y	KR	Kentucky	2007
100	Jajuan Spillman	WR	Y	KR	Rutgers	2006
100	Broderick Clark	WR	Y	KR	Kentucky	2002
100	Mike Blakey	S	Y	KR	Drake	1968
100	George Cain	HB	Y	KR	EKU	1954
100	Tom Lucia	HB	Y	KR	Washington (MO)	1947
99	Andy Williams	HB	Y	KR	Tulsa	1966

**Rushing**

Yds	Player	Pos.	TD	Opponent	Date
93	Ken Porco	FB	Y	Eastern Kentucky	1958
91	Howard Stevens	TB	Y	Southern Illinois	1971
90	Javian Hawkins	RB	Y	Virginia Tech	2020
89	George Stripling	RB	Y	Syracuse	2005
89	Addison Kincaid	HB	Y	Pennsylvania	1931
88	Victor Anderson	RB	Y	Middle Tennessee	2008
88	Lionel Gates	RB	N	Miami, Ohio	2003
88	Tom Lucia	HB	Y	Saint Joseph's, Ind.	1949
85	Bilal Powell	RB	Y	Cincinnati	2010
85	Bill Layne	HB	Y	Evansville	1954
85	Tom Lucia	HB	Y	DePauw	1947

**Receiving**

Yds	Receiver	Passer	TD	Opponent	Date
95	Ahmari Huggins-Bruce	Malik Cunningham	N	Eastern Kentucky	2021
94	Gene Sartini	Bill Karns	Y	Washington & Lee	1950
93	Babe Ray	Johnny Unitas	Y	Houston	1951
92	Tyler Harrell	Malik Cunningham	Y	Virginia	2021
92	Scott Long	Adam Froman	Y	Southern Miss	2009
90	Tutu Atwell	Malik Cunningham	Y	Syracuse	2019
86	Arnold Jackson	Chris Redman	Y	Utah	1997
86	Clarence Spencer	Benny Russell	Y	East Carolina	1965
85	Larry Hart	John Madeya	Y	North Texas	1970
83	Ernest Givins	Ed Rubbert	Y	Southern Methodist	1984
82	Zek Parker	Dave Ragone	Y	Kentucky	2001
82	Dez Fitzpatrick	Malik Cunningham	Y	Boston College	2020

**Field Goals**

Yds	Player	Opponent	Date
52	Chris Philpott	Rutgers	2011
52	Nate Smith	Alabama-Birmingham	2002
52	Klaus Wilmsmeyer	Virginia	1989
52	Ron Bell	Virginia Tech	1988
52	Wilbur Summers	Chattanooga	1975
51	John Wallace	Syracuse	2014
51	Chris Philpott	Cincinnati	2011
51	Art Carmody	Temple	2006
51	Wade Tydlacka	Connecticut	2000
51	Jon Hilbert	Alabama-Birmingham	1999
51	David Akers	Texas A&M	1994
51	Klaus Wilmsmeyer	Florida State	1991
51	Klaus Wilmsmeyer	Pittsburgh	1990

**Punts**

Yds	Player	Pos.	Opponent	Date
89	Cookie Brinkman	OE	Tulsa	1968
84	Klaus Wilmsmeyer	P/PK	West Virginia	1990
78	Cory Goetsche	P	Rutgers	2008
78	Brandon Brookfield	P	Texas A&M	1992
76	Jeremy Borseth	P	Southern Miss	1996
73	Mark Vassett	P	Florida State	2021
73	Chris Philpott	K	West Virginia	2010
72	Dave Betz	K	Indiana State	1979
68	Mark Vassett	P	Clemson	2022
68	Brandon Brookfield	P	Wyoming	1992
68	Kirk Kennedy	K	West Virginia	1985
67	Chris Philpott	K	Marshall	2011
67	Klaus Wilmsmeyer	P/K	Memphis	1990
67	Wilbur Summers	KSP	Mississippi State	1975

**Kickoff Returns**

Yds	Player	TD	Opponent	Date
100	Jawhar Jordan	Y	Air Force	2021
100	Hassan Hall	Y	Wake Forest	2019

100	Traveon Samuel	Y	Clemson	2015
100	Adrian Bushell	Y	Connecticut	2011
100	Trent Guy	Y	Kentucky	2007
100	Jajuan Spillman	Y	Rutgers	2006
100	Broderick Clark	Y	Kentucky	2002
100	Mike Blakey	Y	Drake	1968
100	George Cain	Y	Eastern Kentucky	1954
100	Tom Lucia	Y	Washington, Mo.	1947
99	Andy Williams	Y	Tulsa	1966

**Punt Returns**

Yds	Player	TD	Opponent	Date
96	Greg Campbell	Y	Memphis	1970
91	Bill McMahon	Y	North Texas	1965
89	Howard Stevens	Y	Tampa	1972
88	Frank Minnifield	Y	Temple	1982
88	Don Shelton	Y	Akron	1949
87	Tom Lucia	Y	Saint Joseph's, Ind.	1949
85	Arnold Jackson	Y	Illinois	1997
83	Keith Humphries	Y	Marshall	1981
81	Damien Dorsey	Y	Army	2002
81	Bill Karns	Y	North Carolina State	1951
75	Tom Lucia	Y	Washington, Mo.	1948

**Interception Returns**

Yds	Player	TD	Opponent	Date
95	Don Harold	Y	Cincinnati	1975
95	Larry Ball	Y	Marshall	1969
90	Quincy Riley	Y	Wake Forest	2022
85	Ken Day	Y	Washington, Mo.	1948
79	Anthony Bridges	Y	Arizona State	1993
79	Dan Bednarski	Y	North Texas	1966
77	Anthony Bridges	Y	Pittsburgh	1992
74	Michael Brown	Y	Chattanooga	1999
74	Cleo Walker	Y	Tulsa	1969
72	Dick Rager	N	Akron	1948
70	Charles Gaines	Y	South Florida	2013
70	Pat Barbato	Y	Eastern Kentucky	1957

**Fumble Returns**

Yds	Player	TD	Opponent	Date
87	Devon Thomas	Y	New Mexico State	2001
85	A.J. Jacobs	Y	Wichita State	1974
81	Michael Brown	Y	New Mexico State	2001
74	Jordon Paschal	N	Missouri State	2012
70	Rashad Holman	Y	Memphis	1997
63	William Blackford	Y	Southern Miss	1991
59	Kei'Trel Clark	Y	Pittsburgh	2022
50	T.T. Manzer	Y	Pennsylvania	1912
56	Montavious Stanley	N	Colorado State	2002
48	Preston Brown	Y	Memphis	2013
48	Rico Clark	Y	Kentucky	1996
46	Sheldon Rankins	Y	Boston College	2015
42	Deon Palmer	Y	North Carolina	2005

**Blocked Kick Returns**

Yds	Player	TD	Kick	Opponent	Date
82	Andrew Johnson	Y	FG	West Virginia	2011
60	Brandon Heath	Y	FG	Memphis	2008
50	Mike Minogue	Y	FG	Army	1983
47	Robert Gibson	Y	FG	Tulane	1988
30	Anthony Floyd	N	FG	Grambling	2000
29	Billy Perrin	Y	Punt	Indiana State	1979
27	Brandon Johnson	Y	Punt	Duke	2002
24	Zarko Ellis	Y	Punt	Wichita State	1977
22	James Green	N	Punt	Florida State	2002
21	William Blackford	N	FG	Tulsa	1990

**Longest Plays Against**

Yds	Player	Play	Team	Date
100	Brandon Wilson	KO Return	Houston	2015
100	Andre Debose	KO Return	Florida	2013
100	Lindsey Lamar	KO Return	South Florida	2010
100	Derrick Locke	KO Return	Kentucky	2009
100	Keenan Burton	KO Return	Kentucky	2006
100	Ricky Wilson	KO Return	Houston	2003
100	Kevin Monroe	INT Return	East Carolina	1998
100	Eddie Godfrey	KO Return	Western Kentucky	1990
100	Reggie Phillips	INT Return	Southern Methodist	1984
100	Ray Martin	INT Return	Tennessee	1953

MEDIA

PREVIEW

TEAM

COACHES

REVIEW

HONORS

PROS

RECORDS

UOFL





## Miscellaneous Records

## Homecoming Games (60-36)

Date	Opp.	Res.	Score
10/27/23	Rose Poly	W	13-0
11/22/24	Chattanooga	W	10-0
10/24/25	Kentucky Wesleyan	W	6-0
10/30/26	Centre	L	0-6
11/19/27	Davis & Elkins	L	0-32
11/24/28	Marshall	L	0-13
11/9/29	Centre	L	0-41
11/22/30	Earlham	W	13-0
11/7/31	DePaul	L	0-46
11/12/32	Georgetown	L	0-20
10/21/33	WKU	L	0-45
11/3/34	Centre	L	0-46
10/26/35	Eastern Kentucky	L	0-9
10/30/36	Georgetown, Ky.	W	12-8
11/11/37	Centre	L	7-20
10/22/38	Georgetown, Ky.	L	0-6
11/18/39	Hanover	W	20-0
10/18/40	Centre	L	0-28
11/15/41	Vanderbilt	L	0-68
11/16/46	Union, Tenn.	W	25-0
11/22/47	Washington, Mo.	W	33-20
10/30/48	Buffalo	L	19-48
11/12/49	Washington, Mo.	W	35-12
10/28/50	Duquesne	L	20-27
11/17/51	Washington & Lee	W	14-7
11/15/52	Eastern Kentucky	W	34-20
11/14/53	Eastern Kentucky	L	13-20
11/6/54	Morehead State	W	24-0
11/19/55	Toledo	W	33-13
11/3/56	Dayton	L	6-7
11/16/57	Ohio	W	40-7
11/8/58	Kent State	W	21-0
11/14/59	Ohio	L	15-22
11/5/60	Xavier	L	0-29
10/21/61	Western Kentucky	W	20-0
11/10/62	Kent State	W	29-8
11/2/63	Memphis	L	0-25
11/7/64	Kent State	L	7-14
10/23/65	Marshall	W	23-7
11/5/66	Kent State	W	23-20
10/28/67	Wichita State	W	24-17
11/2/68	Kent State	W	23-9
11/8/69	Cincinnati	L	21-31
11/7/70	Memphis	W	40-27
10/23/71	Wichita State	W	21-5
10/14/72	North Texas	W	56-6
10/13/73	North Texas	L	6-7
10/19/74	Drake	L	35-38
10/11/75	Chattanooga	W	6-3
10/30/76	Tulsa	L	10-20
10/8/77	Tulsa	W	33-0
10/28/78	William & Mary	W	33-21
10/13/79	Tulsa	W	24-7
10/18/80	Indiana State	W	27-17
10/17/81	Tennessee State	L	30-42
10/16/82	Richmond	W	35-0
11/5/83	Southern Miss	L	3-27
10/13/84	Indiana State	L	21-44
11/2/85	Central Florida	W	42-21
11/1/86	Rutgers	L	0-41
10/24/87	Akron	W	31-10
10/8/88	Tulsa	W	9-3
10/14/89	Southern Miss	L	10-16
10/13/90	Memphis	W	19-17
10/5/91	Cincinnati	L	7-30
10/10/92	Virginia Tech	W	21-17
10/23/93	Navy	W	28-0
10/8/94	NC State	W	35-14
10/28/95	Maryland	W	31-0
10/19/96	Northern Illinois	W	27-3
10/25/97	Houston	L	22-36
10/24/98	Memphis	W	35-32
10/2/99	Eastern Michigan	W	45-10
10/14/00	Cincinnati	W	38-24
11/10/01	Houston	W	34-10

10/19/02	Texas Christian	L	31-45
10/11/03	Army	W	34-10
10/2/04	East Carolina	W	59-7
10/1/05	Florida Atlantic	W	61-10
11/2/06	West Virginia	W	44-34
10/27/07	Pittsburgh	W	24-17
10/18/08	Middle Tennessee	W	42-23
10/10/09	Southern Miss	W	25-23
10/9/10	Memphis	W	56-0
10/29/11	Syracuse	W	27-10
10/20/12	South Florida	W	27-25
10/18/13	Central Florida	L	35-38
10/18/14	NC State	W	30-18
10/24/15	Boston College	W	17-14
10/22/16	NC State	W	54-13
10/14/17	Boston College	L	42-45
10/27/18	Wake Forest	L	35-56
10/26/19	Virginia	W	28-21
10/24/20	Florida State	W	48-16
10/23/21	Boston College	W	28-14
10/22/22	Pittsburgh	W	24-10

## Blackout Games (6-7)

Date	Opp.	Res.	Score
11/2/06	West Virginia	W	44-34
11/29/07	Rutgers	W	41-38
11/22/08	West Virginia	L	21-35
10/2/09	Pittsburgh	L	10-35
9/1/14	Miami, Fla.	W	31-13
9/17/15	Clemson	L	17-20
10/14/16	Duke	W	24-14
9/16/17	Clemson	L	21-47
10/5/18	Georgia Tech	L	31-66
9/2/19	Notre Dame	L	17-35
10/31/20	Virginia Tech	L	35-42
11/13/21	Syracuse	W	41-3
10/29/22	Wake Forest	W	48-21

## Home Openers (68-33-3)

Date	Opp.	Res.	Score
10/17/12	Centre	W	23-6
10/4/13	Bethel, Ky.	W	48-0
10/17/14	Tennessee	L	0-66
10/2/15	Centre	T	0-0
10/14/16	Centre	T	0-0
10/22/21	Hanover	W	19-8
9/30/22	Western Kentucky	L	0-6
10/13/23	Morris Harvey	W	27-0
10/11/24	Western Kentucky	W	12-7
10/3/25	Evansville	W	20-0
10/9/26	Rose Poly	W	49-0
10/8/27	Transylvania	W	25-6
10/6/28	Eastern Kentucky	W	72-0
10/2/29	Cincinnati	L	0-7
10/4/30	Hanover	W	32-12
10/2/31	Hanover	L	0-3
10/1/32	Union, Ky.	L	6-32
9/30/33	Centre	L	0-30
10/6/34	Georgetown, Ky.	W	14-6
10/5/35	Transylvania	L	7-14
10/3/36	Union, Ky.	W	13-0
9/25/37	Hanover	L	7-13
10/7/38	Wayne State	W	14-12
10/6/39	Evansville	W	7-6
9/21/40	Indiana State	T	0-0
9/22/41	Rio Grande	W	58-0
9/17/42	Rio Grande	W	25-0
10/4/46	Wittenberg	W	19-0
9/26/47	Wittenberg	W	40-3
10/2/48	Saint Joseph's, Ind.	W	20-0
9/17/49	Saint Joseph's, Ind.	W	33-7
9/23/50	Saint Francis, Pa.	W	34-14
10/5/51	Boston University	L	7-39
9/27/52	Wayne State	W	19-12
10/10/53	Xavier	L	13-19
9/18/54	Murray State	L	13-33
10/1/55	Wayne State	W	72-0

9/29/56	Kent State	L	0-7
10/5/57	Toledo	W	48-20
9/27/58	Eastern Kentucky	W	20-7
9/15/59	Western Kentucky	W	19-0
9/23/60	Eastern Kentucky	W	28-7
9/16/61	Tennessee Tech	W	29-13
9/22/62	Western Michigan	W	27-21
10/5/63	Southern Illinois	L	7-13
9/19/64	Western Michigan	L	7-10
9/25/65	Southern Illinois	W	13-0
10/1/66	North Texas	L	19-20
9/23/67	Southern Illinois	W	26-0
10/12/68	Tulsa	W	16-7
9/20/69	Southern Illinois	W	17-13
9/26/70	North Texas	W	13-2
10/2/71	Dayton	W	41-13
9/16/72	Kent State	W	34-0
10/6/73	Wichita State	W	24-10
9/7/74	Memphis	L	10-16
9/13/75	Western Kentucky	L	17-21
9/25/76	Drake	W	37-24
9/10/77	Northern Illinois	W	38-0
9/9/78	South Dakota State	W	54-7
9/8/79	Virginia Tech	L	14-15
9/6/80	Miami, Fla.	L	10-24
9/12/81	Toledo	W	31-6
9/4/82	Western Kentucky	W	20-10
9/10/83	Western Kentucky	W	41-22
9/1/84	Murray State	L	23-26
9/21/85	Western Kentucky	W	23-14
9/20/86	Western Kentucky	W	45-6
9/5/87	Tulane	W	42-40
9/10/88	Wyoming	L	9-44
9/23/89	West Virginia	L	21-30
9/8/90	Murray State	W	68-0
8/31/91	Eastern Kentucky	W	24-14
9/12/92	Memphis	W	16-15
9/4/93	San Jose State	W	31-24
10/1/94	Pittsburgh	W	33-29
9/16/95	Michigan State	L	7-30
9/14/96	Baylor	L	13-14
9/6/97	Utah	L	21-27
9/5/98	Kentucky	L	34-68
9/11/99	Chattanooga	W	58-30
9/2/00	Kentucky	W	40-34
8/23/01	New Mexico State	W	45-24
9/1/02	Kentucky	L	17-22
9/20/03	Texas-El Paso	W	42-14
9/5/04	Kentucky	W	28-0
9/17/05	Oregon State	W	63-27
9/3/06	Kentucky	W	59-28
8/30/07	Murray State	W	73-10
8/31/08	Kentucky	L	2-27
9/5/09	Indiana State	W	30-10
9/4/10	Kentucky	L	16-23
9/1/11	Murray State	W	21-9
9/2/12	Kentucky	W	32-14
9/1/13	Ohio	W	49-7
9/1/14	Miami, Fla.	W	31-13
9/12/15	Houston	W	31-34
9/1/16	Charlotte	W	70-14
9/16/17	Clemson	W	21-47
9/8/18	Indiana State	W	31-7
9/2/19	Notre Dame	W	17-35
9/12/20	Western Kentucky	W	35-21
9/11/21	Eastern Kentucky	W	30-3
9/16/22	Florida State	W	31-35

## Season Openers (56-42-6)

10/11/12	Transylvania	W	32-0	A
10/4/13	Bethel	W	48-0	H
10/17/14	Tennessee	L	0-66	H
10/2/15	Centre	T	0-0	H
10/14/16	Centre*	T	0-0	H
10/22/21	Hanover	W	19-8	H
9/30/22	Western Kentucky	L	0-6	H
9/29/23	Western Kentucky	L	7-19	A

10/4/24	Kentucky	L	0-29	A
10/3/25	Evansville	W	20-0	H
10/2/26	Ogden	W	79-0	A
10/8/27	Transylvania*	W	25-6	H
10/6/28	Eastern Kentucky*	W	72-0	H
10/2/29	Cincinnati	L	0-7	H
10/4/30	Hanover	W	32-12	H
10/2/31	Hanover	L	0-3	H
9/24/32	Marshall	L	0-66	A
9/30/33	Centre*	L	0-30	H
10/6/34	Georgetown*	W	14-6	H
9/28/35	Butler	L	0-29	A
10/3/36	Union, Ky.*	W	13-0	H
9/25/37	Hanover	L	7-13	H
9/24/38	Cincinnati	L	0-19	A
9/22/39	Transylvania*	W	25-0	A
9/21/40	Indiana State	T	0-0	H
9/22/41	Rio Grande	W	58-0	H
9/17/42	Rio Grande	W	25-0	H
9/26/46	Evansville	W	13-7	A
9/26/47	Wittenberg	W	40-3	H
9/25/48	Memphis	L	7-13	A
9/17/49	Saint Joseph's	W	33-7	H
9/23/50	Saint Francis	W	34-14	H
9/29/51	Wayne State	W	28-12	A
9/27/52	Wayne State	W	19-12	H
9/19/53	Murray State	W	19-14	A
9/18/54	Murray State	L	13-33	H
9/17/55	Murray State	L	14-33	A
9/22/56	Toledo	W	27-12	A
9/21/57	Evansville	W	33-7	A
9/27/58	Eastern Kentucky	W	20-7	H
9/15/59	Western Kentucky	W	19-0	H
9/17/60	Tennessee Tech	L	7-21	H
9/16/61	Tennessee Tech	W	29-13	H
9/15/62	Wichita State	W	21-20	A
9/28/63	North Texas*	L	6-26	A
9/19/64	Western Michigan	L	7-10	H
9/18/65	Western Michigan	L	13-17	A
9/24/66	Southern Illinois	W	16-7	A
9/16/67	Drake	W	46-7	A
9/21/68	Southern Illinois	W	33-10	A
9/13/69	Drake	T	24-24	A
9/12/70	Florida State	L	7-9	A
9/18/71	Vanderbilt	T	0-0	A
9/16/72	Kent State	W	34-0	H
9/8/73	Memphis	L	21-28	A
9/7/74	Memphis	L	10-16	H
9/13/75	Western Kentucky	L	17-21	H
9/18/76	Mississippi State	W	21-30	A
9/10/77	Northern Illinois	W	38-0	H
9/9/78	South Dakota State	W	54-7	H
9/8/79	Virginia Tech	L	14-15	H
9/6/80	Miami, Fla.	L	10-24	H
9/5/81	Florida State	L	0-17	A
9/4/82	Western Kentucky	W	20-10	H
9/3/83	Southern Methodist	L	6-24	A
9/1/84	Murray State	L	23-26	H
9/7/85	West Virginia	L	13-52	A
9/6/86	Illinois	L	0-23	A
9/5/87	Tulane	W	42-40	H
9/3/88	Maryland	L	16-27	A
9/2/89	Wyoming	W	28-21	A
9/1/90	San Jose State	T	10-10	A
8/31/91	Eastern Kentucky	W	24-14	H
9/5/92	Ohio State	L	19-20	A



9/5/04	Kentucky	W, 28-0	H
9/4/05	Kentucky	W, 31-24	A
9/3/06	Kentucky	W, 59-28	H
8/30/07	Murray State	W, 73-10	H
8/31/08	Kentucky	L, 2-27	H
9/5/09	Indiana State	W, 30-10	H
9/4/10	Kentucky	L, 16-23	H
9/1/11	Murray State	W, 21-9	H
9/2/12	Kentucky	W, 32-14	H
9/1/13	Ohio	W, 49-7	H
9/1/14	Miami, Fla.*	W, 31-13	H
9/5/15	Auburn	L, 24-31	N
9/1/16	Charlotte	W, 70-14	H
9/2/17	Purdue	W, 35-28	N
9/1/18	Alabama	L, 14-51	N
9/2/19	Notre Dame	L, 17-35	H
9/12/20	Western Kentucky	W, 35-21	H
9/6/21	Mississippi	L, 24-43	N
9/3/22	Syracuse*	L, 7-31	A

**Road Openers (42-57-5)**

10/11/12	at Transylvania	W	32-0
10/11/13	at Moores Hill	W	77-0
11/7/14	at Cumberland	L	0-20
10/9/15	at Wabash	L	0-38
11/30/16	at Transylvania	L	0-13
10/29/21	at Bethel (Ky.)	T	0-0
10/14/22	at Kentucky	L	0-73
9/29/23	at Western Kentucky	L	7-19
10/4/24	at Kentucky	L	0-29
10/10/25	at Western Kentucky	W	6-0
10/2/26	at Ogden*	W	79-0
10/22/27	at Marshall	L	6-37
10/13/28	at Detroit	L	0-46
10/11/29	at Transylvania*	L	0-9
10/25/30	at Western Kentucky*	L	6-7
10/16/31	at Butler	L	6-61
9/24/32	at Marshall	L	0-66
10/6/33	at Georgetown (Ky.)*	L	0-13
10/13/34	at Toledo	L	7-19
9/28/35	at Butler	L	0-29
10/10/36	at Hanover	W	12-2
10/2/37	at Transylvania*	L	6-19
9/24/38	at Cincinnati	L	0-19
9/22/39	at Transylvania*	W	25-0
9/28/40	at Cincinnati	L	0-7
9/27/41	at Cincinnati	L	7-28
9/26/42	at Cincinnati	L	0-51
9/26/46	at Evansville	W	13-7
10/4/47	at DePauw	W	37-0
9/25/48	at Memphis State	L	7-13
9/24/49	at Western Kentucky	W	47-7
10/7/50	at Cincinnati	L	20-28
9/29/51	at Wayne State	W	28-12
10/4/52	at Florida State	W	41-14
9/19/53	at Murray State	W	19-14
9/24/54	at Wayne State	L	0-13
9/17/55	at Murray State	L	14-33
9/22/56	at Toledo	W	27-12
9/21/57	at Evansville	W	33-7
10/4/58	at Toledo	L	7-13
9/19/59	at Xavier	L	13-28
9/17/60	at Tennessee Tech	L	7-21
9/22/61	at Eastern Kentucky	W	33-6
9/15/62	at Wichita State	W	21-20
9/28/63	at North Texas State*	L	6-26
9/26/64	at Southern Illinois	L	6-7
9/18/65	at Western Michigan	L	13-17
9/24/66	at Southern Illinois	W	16-7
9/16/67	at Drake	W	46-7
9/21/68	at Southern Illinois	W	33-10
9/13/69	at Drake	T	24-24
9/12/70	at Florida State	L	7-9
9/18/71	at Vanderbilt	T	0-0
9/30/72	at Dayton	W	28-11
9/8/73	at Memphis State	L	21-28
9/14/74	at Auburn	L	3-16

9/20/75	at Drake	L	7-31
9/18/76	at Mississippi State+	W	21-30
10/1/77	at Memphis State	W	14-13
9/23/78	at Cincinnati	W	28-14
9/15/79	at Miami (Fla.)	L	12-24
9/13/80	at #10 Florida State	L	0-52
9/5/81	at #19 Florida State	L	0-17
9/11/82	at Cincinnati	L	16-38
9/3/83	at #19 SMU	L	6-24
9/8/84	at West Virginia	L	6-30
9/7/85	at West Virginia	L	13-52
9/6/86	at Illinois	L	0-23
9/19/87	at Purdue	T	22-22
9/3/88	at Maryland	L	16-27
9/2/89	at Wyoming	W	28-21
9/1/90	at San Jose State	T	10-10
9/14/91	at #19 Ohio State	L	15-23
9/5/92	at #17 Ohio State	L	19-20
9/11/93	at Memphis State	W	54-28
9/3/94	at Kentucky	L	14-20
9/2/95	at Kentucky	W	13-10
8/31/96	at Kentucky	W	38-14
8/30/97	at Kentucky	L	24-38
9/12/98	at Utah	L	22-45
9/4/99	at Kentucky	W	56-28
9/23/00	at #2 Florida State	L	0-31
9/1/01	at Kentucky	W	36-10
9/7/02	at Duke	W	40-3
8/31/03	at Kentucky	W	40-24
9/11/04	at Army*	W	52-21
9/4/05	at Kentucky	W	31-24
9/9/06	at Temple	W	62-0
9/15/07	at Kentucky	L	34-40
10/10/08	at Memphis	W	35-28
9/19/09	at Kentucky	L	27-31
9/18/10	at #25 Oregon State	L	28-35
9/17/11	at Kentucky	W	24-17
9/22/12	at FIU	W	28-21
9/14/13	at Kentucky	W	27-13
9/13/14	at Virginia*	L	21-23
10/3/15	at NC State*	W	20-13
9/9/16	at Syracuse*	W	62-28
9/9/17	at North Carolina*	W	47-35
9/22/18	at Virginia*	L	3-27
9/21/19	at Florida State*	L	24-35
9/26/20	at #21 Pittsburgh*	L	20-23
9/25/21	at Florida State*	W	31-23
9/3/22	at Syracuse*	L	7-31

**Conference Openers (29-29)****Kentucky Intercollegiate Athletic Conference (10-8)**

10/2/26	at Ogden	W	79-0
10/8/27	Transylvania	W	25-6
10/6/28	Eastern Kentucky	W	72-0
10/11/29	at Transylvania	L	0-9
10/11/30	Transylvania	W	18-0
10/9/31	Transylvania	L	0-2
10/15/32	at Eastern Kentucky	L	0-38
9/30/33	Centre	L	0-30
10/6/34	Georgetown (Ky.)	W	14-6
10/5/35	Transylvania	L	7-14
10/3/36	Union (Ky.)	W	13-0
10/2/37	at Transylvania	L	6-19
10/22/38	Georgetown (Ky.)	L	0-6
9/22/39	at Transylvania	W	25-0
10/18/40	Centre	L	0-28
10/17/41	Transylvania	W	13-0
10/11/46	at Georgetown (Ky.)	W	20-0
10/24/47	Western Kentucky	W	19-13

**Ohio Valley Conference (1-0)**

10/23/48	Western Kentucky	W	19-6
----------	------------------	---	------

**Missouri Valley Conference (6-6)**

9/28/63	at North Texas State	L	6-26
10/3/64	North Texas State	L	0-22
10/2/65	at North Texas State	W	29-21
10/1/66	North Texas State	L	19-20
9/30/67	at North Texas State	L	28-30
10/12/68	Tulsa	W	16-7
10/25/69	at North Texas State	L	13-31
9/26/70	North Texas State	W	13-2
9/25/71	at Drake	L	7-10
10/14/72	North Texas State	W	56-6
9/22/73	at Drake	W	27-17
10/5/74	at Wichita State	W	14-7

**Conference USA (5-4)**

9/28/96	Southern Miss	L	7-24
10/4/97	at Southern Miss	L	24-42
10/3/98	Cincinnati	W	62-19
10/7/99	at Army (ZOT)	L	52-59
10/7/00	at UAB	W	38-17
9/29/01	Memphis	W	38-21
9/21/02	at Army	W	45-14
10/4/03	at USF (ZOT)	L	28-31
9/11/04	at Army	W	52-21

**BIG EAST (2-6)**

9/24/05	at USF	L	14-45
10/14/06	Cincinnati	W	23-17
9/22/07	Syracuse	L	35-38
9/26/08	Connecticut	L	21-26
10/2/09	Pittsburgh	L	10-35
10/15/10	Cincinnati	L	27-35
10/15/11	at Cincinnati	L	16-25
10/13/12	at Pittsburgh	W	45-35

**American Athletic (1-0)**

10/5/13	at Temple	W	30-7
---------	-----------	---	------

**Atlantic Coast (4-5)**

9/11/14	Miami	W	31-13
9/17/15	#9 Clemson	L	17-20
9/9/16	at Syracuse	W	62-28
9/9/17	at North Carolina	W	47-35
9/22/18	at Virginia	L	3-27
9/21/19	at Florida State	L	24-35
9/19/20	#17 Miami	L	34-47
9/25/21	at Florida State	W	31-23
9/3/22	at Syracuse	L	3-31

**Regular Season Finales (49-54-1)**

11/15/12	Hanover	W	73-0
11/22/13	Kentucky	L	0-20
11/21/14	Rose Roly	W	23-0
11/25/15	Transylvania	L	0-26
11/30/16	at Transylvania	L	0-13
11/26/21	at Marshall	L	0-14
11/30/22	at Marshall	L	7-21
11/17/23	at Georgetown (Ky.)	W	12-6
11/27/24	at Marshall	L	6-16
11/26/25	at Marshall	W	7-2
11/25/26	at Florida Southern	W	13-3
11/24/27	at Centenary	L	2-59
11/24/28	Marshall	L	0-13
11/23/29	Georgetown (Ky.)	W	6-0
11/22/30	Earlham	W	13-0
11/21/31	Centre	L	0-75
11/19/32	at Western Kentucky	L	0-58
11/18/33	Eastern Kentucky	W	13-7
11/24/34	Union (Ky.)	L	0-7
11/16/35	Morehead State	W	20-0
11/21/36	Baldwin-Wallace	L	0-67
11/20/37	Eastern Kentucky	T	6-6
11/19/38	Centre	L	0-14
11/18/39	Hanover	W	20-0
11/16/40	at Long Island	L	6-29
11/15/41	Vanderbilt	L	0-68
10/24/42	Indiana State	L	7-25

11/16/46	Union (Univ.)	W	25-0
11/22/47	Washington	W	33-20
11/27/48	at Washington	L	12-27
11/24/49	at Southern Miss	L	21-26
11/25/50	at Southern Miss	L	28-34
11/23/51	Southern Miss	W	14-13
11/22/52	at Southern Miss	L	26-55
11/14/53	Eastern Kentucky	L	13-20
11/13/54	at Eastern Kentucky	L	6-20
11/19/55	Toledo	W	33-13
11/17/56	Eastern Kentucky	W	14-6
11/22/57	Morehead State	W	40-6
11/22/58	North Texas State	L	10-21
11/21/59	at Kent State	L	14-16
11/1/60	Kent State	W	22-8
11/18/61	at North Texas State	W	20-0
11/24/62	Houston	L	25-27
12/14/63	at Houston	L	7-21
11/21/64	Drake*	L	8-14
11/20/65	at Kent State	L	6-7
11/26/66	East Carolina	W	21-7
12/2/67	at Tulsa	L	23-35
11/30/68	Memphis State*	L	14-44
11/27/69	at Tulsa*	W	35-29
11/28/70	at Wichita State*	W	34-24
11/27/71	Cincinnati	L	16-19
11/25/72	Drake*	W	27-0
11/24/73	at West Texas State*	W	21-9
11/30/74	West Texas State*	W	10-8
11/22/75	at West Texas State	L	23-49
11/27/76	at Cincinnati	L	6-20
11/20/77	Indiana State	W	27-16
11/18/78	at Southern Miss	L	3-37
11/25/79	Rutgers	L	7-31
11/22/80	at Southern Miss	W	6-3
11/21/81	#9 Southern Miss	W	13-10
11/20/82	at Memphis State	W	38-19
11/24/83	Memphis State	L	7-45
11/17/84	at Southern Miss	L	25-34
11/23/85	Eastern Kentucky	L	21-45
11/22/86	at Southern Miss	L	16-31
11/14/87	at Memphis State	L	8-43
11/12/88	Western Kentucky	W	35-17
12/2/89	vs. Syracuse+	L	13-24
11/10/90	Boston College	W	17-10
11/16/91	at Tulsa	L	0-40
11/14/92	at Pittsburgh	W	31-16
11/25/93	at Tulsa	W	28-0
11/26/94	Tulsa	W	34-27
11/18/95	North Texas	W	57-14
11/16/96	at Houston*	L	7-38
11/15/97	at Memphis*	L	20-21
11/21/98	Army*	W	35-23
11/20/99	#18 Southern Miss*	L	27-30
11/18/00	at Houston*	W	32-13
11/23/01	at TCU*	L	22-37
11/30/02	at Houston*	L	10-27
11/28/03	at Cincinnati*	W	43-40
12/4/04	at Tulane*	W	55-7
12/3/05	at Connecticut*	W	30-20
12/2/06	Connecticut*	W	48-17
11/29/07	Rutgers*	W	41-38
12/4/08	at Rutgers*	L	14-63
11/27/09	Rutgers*	L	14-34
11/26/10	at Rutgers*	W	40-13
11/25/11	at USF*	W	34-24
11/29/12	at #25 Rutgers*	W	20-17
12/5/13	at #23 Cincinnati	W	31-24
11/29/14	Kentucky	W	44-40
11/28/15	at Kentucky	W	38-24
11/26/16	Kentucky	L	38-41
11/25/17	at Kentucky	W	44-17
11/24/18	#17 Kentucky	L	10-56
11/30/19	at Kentucky	L	13-45
12/12/20	Wake Forest*	W	45-21
11/27/21	Kentucky</		





## Louisville As A Ranked Opponent

**Overall Record:** 18-62-1 (.228)**Home Record:** 9-17 (.346)**Away Record:** 4-37-1 (.107)**Neutral Record:** 5-8 (.385)**Streak:** Lost last one**Last Loss:** 16-31 at No. 12 Clemson, Nov. 12, 2022**Last Win:** 25-10 vs. No. 24 NC State, Nov. 19, 2022**Last Home Win:** 48-21 vs. No. 10 Wake Forest, Oct. 29, 2022**Last Neutral Win:** 33-23 vs. No. 4 Florida, Jan. 2, 2013,**Away Wins:** 49-28 at No. 13 Southern Miss, Nov. 4,

2000, 28-24 at No. 15 Cincinnati,

Oct. 13, 2007, 38-35 at No. 24 West Virginia,

Nov. 5, 2011, 62-59 at No. 19 Wake Forest,

Oct. 12, 2019

**Louisville Versus Ranked Team**

Date	Rnk	Opponent	Result
11/50/50	9	at Miami, Fla.	13-13
10/9/76	2	at Pittsburgh	6-27
10/23/76	18	at Alabama	3-24
10/22/77	3	at Alabama	6-55
9/16/78	20	Maryland	17-24
10/6/79	9	Florida State	0-27
9/13/80	10	at Florida State	0-52
11/8/80	9	Pittsburgh	23-41
9/5/81	19	at 19 Florida State	0-17
11/21/81	9	Southern Miss	13-10
10/2/82	17	Miami, Fla	6-28
10/30/82	1	at Pittsburgh	14-63
11/13/82	9	at Florida State	14-49
9/3/83	19	at SMU	6-24
10/8/83	12	at Miami, Fla.	14-42
11/3/84	6	Miami, Fla.	23-38
10/26/85	15	at Miami, Fla.	7-45
10/17/87	4	at Florida State	9-32
9/23/89	9	at West Virginia	21-30
1/1/90	25 (18)	vs. Alabama	34-7
9/5/91	11	Tennessee	11-28
9/14/91	19	at Ohio State	15-23
11/2/91	1	Florida State	15-40
9/5/92	17	at Ohio State	19-20
10/24/92	20	at Florida	17-31
9/18/93	23	Arizona State	35-17
10/9/93	24 (17)	at West Virginia	34-36
11/6/93	7 (13)	at Tennessee	10-45
11/13/93	11 (20)	at Texas A&M	7-42
10/8/94	18	NC State	35-14
9/7/96	7	at Penn State	7-24
9/20/97	1	Penn State	21-57
11/20/99	18	Southern Miss	27-30
9/23/00	2	at Florida State	0-31
11/4/00	13	at Southern Miss	49-28
12/29/00	23	vs. Colorado St.	17-22
12/31/01	19 (23)	vs. BYU	28-10
9/14/02	24	at Colorado St.	33-36
9/26/02	4	Florida State	26-20
11/5/03	13	at TCU	28-31
12/18/03	14	vs. Miami, Ohio	28-49
10/14/04	3 (18)	at Miami, Fla.	38-41
12/31/04	10 (7)	vs. Boise State	44-40
1/2/05	12 (15)	vs. Virginia Tech	24-35
9/16/06	17 (12)	Miami, Fla.	31-7
11/2/06	3 (5)	West Virginia*	44-34
11/9/06	15 (3)	at Rutgers*	25-28
1/2/07	15 (5)	vs. Wake Forest	24-13
10/13/07	15	Cincinnati	28-24
11/8/07	6	at West Virginia	31-38

10/25/08	14	South Florida	24-20
11/8/08	25	at Pittsburgh*	7-41
11/14/08	22	Cincinnati*	20-28
10/24/08	5	at Cincinnati*	10-41
9/18/10	25	at Oregon State	28-35
11/5/11	24	at West Virginia*	38-35
1/2/12	4 (22)	vs. #4 Florida	33-23
10/30/14	2	Florida State*	31-42
12/30/14	13 (20)	vs. Georgia	14-37
9/5/15	6	vs. Auburn	24-31
9/17/15	11	Clemson*	17-20
10/17/15	11	at Florida State*	21-41
9/17/16	2 (10)	Florida State*	63-20
10/1/16	5 (3)	at Clemson*	36-42
12/31/16	19 (15)	vs. LSU	9-29
9/16/17	3 (14)	Clemson	21-47
10/5/17	24 (17)	at NC State	25-39
12/30/17	24	vs. Mississippi State	27-31
9/1/18	1	vs. Alabama	14-51
11/3/18	2	at Clemson	16-77
11/9/18	13	at Syracuse	23-54
11/24/18	17	Kentucky	10-56
9/2/19	9	Notre Dame	17-35
10/12/19	19	at Wake Forest	62-59
10/19/19	3	Clemson	10-45
9/19/20	17 (18)	Miami (Fla.)	34-47
9/26/20	21	at Pitt	20-23
10/17/20	4	at Notre Dame	7-12
10/2/21	24	at Wake Forest	34-47
10/2/21	10	Wake Forest	48-21
11/12/22	12	at Clemson	16-31
11/19/22	24	NC State	25-10

**Louisville vs. AP #1 Ranked Teams**

Date	Opponent	Score
10/30/82	at Pittsburgh	14-63
11/2/91	Florida State	15-40
9/20/97	Penn State	21-57
9/1/18	vs. Alabama	14-51

**Louisville as a Ranked Team****Overall Record:** 79-28 (.738)**Home Record:** 44-8 (.846)**Away Record:** 26-16 (.619)**Neutral Record:** 9-4 (.692)**Streak:** Lost last 3**Last Loss:** No. 24, 20-23 at Pittsburgh, 9/26/20**Last Win:** No. 17, 55-10 vs. Murray State, 9/30/17**Last Home Win:** No. 17, 55-10

vs. Murray State, 9/30/17

**Last Away Win:** No. 17, 47-35

at North Carolina, 9/9/17

**Last Neutral Win:** No. 16, 35-28 vs. Purdue, 9/2/17,

Ally Classic, Indianapolis, Ind.

11/4/72	17	Tulsa*	26-28
11/3/90	25	at Cincinnati	41-16
11/10/90	22	Boston College	17-10
11/1/91	18	vs. 25 Alabama	34-7
9/25/93	24	Texas	41-10
10/2/93	18	at Pittsburgh	29-7
10/9/83	17	24 West Virginia	34-36
10/16/93	23	Southern Miss	35-27
10/23/93	20	Navy (HC)	28-0
11/6/93	13	7 Tennessee	10-45
11/13/93	20	at 11 Texas A&M	7-42
12/28/93	25	Michigan State	18-7
12/29/00	22	23 Colorado State	17-22

9/22/01	25	Illinois	10-34
11/10/01	25	Houston* (HC)	34-10
11/15/01	19	East Carolina*	39-34
11/23/01	17	Texas Christian*	22-37
12/31/01	23	vs. 19 Brigham Young	28-10
9/1/02	17	Kentucky	17-22
9/25/04	24	North Carolina	34-0
10/2/04	22	East Carolina* (HC)	59-7
10/14/04	18	at 3 Miami, Fla.	38-41
10/22/04	15	South Florida*	41-9
11/4/04	14	Memphis*	56-49
11/10/04	12	Texas Christian*	55-28
11/20/04	8	Houston*	65-27
11/27/04	7	Cincinnati*	70-7
12/4/04	7	Tulane*	55-7
12/31/04	7	10 Boise State	44-40
9/4/05	12	Kentucky	31-24
9/17/05	11	Oregon State	63-27
9/24/05	9	South Florida*	14-45
10/1/05	24	Florida Atlantic (HC)	61-10
10/8/05	23	North Carolina	69-14
10/15/05	19	at West Virginia*	44-46 (3ot)
11/3/05	24	Pittsburgh*	42-20
11/11/05	23	Rutgers*	56-5
11/26/05	17	Syracuse*	41-17
12/3/05	16	Connecticut*	30-20
1/2/06	15	vs. #12 Virginia Tech	24-35
9/3/06	13	Kentucky	59-28
9/9/06	13	Temple	62-0
9/16/06	12	#17 Miami, Fla.	31-7
9/23/06	8	Kansas State	24-6
10/6/06	8	Middle Tennessee	44-17
10/14/06	7	Cincinnati*	23-17
10/21/06	6	Syracuse*	28-13
11/2/06	5	3 West Virginia* (HC)	44-34
11/9/06	3	at 15 Rutgers*	25-28
11/18/06	10	South Florida*	31-8
11/25/06	8	at Pittsburgh*	48-24
12/2/06	6	Connecticut*	48-17
1/2/07	5	15 Wake Forest	24-13
8/30/07	10	Murray State	73-10
9/6/07	8	Middle Tennessee	58-42
9/15/07	9	at Kentucky	34-40
9/22/07	18	Syracuse*	35-38
9/2/12	25	at Kentucky	32-14
9/8/12	23	Missouri State	35-7
9/15/12	19	North Carolina	39-34
9/22/12	20	at Florida International	28-21
9/29/12	19	at Southern Miss	21-17
10/13/12	18	at Pittsburgh*	45-35
10/20/12	16	South Florida* (HC)	27-25
10/26/12	16	Cincinnati*	34-31 (ot)
11/3/12	12	Temple*	45-17
11/10/12	11	at Syracuse*	26-45
11/24/12	19	Connecticut* 20-23 (3ot)	
1/2/13	22	vs. #4 Florida	33-23
9/1/13	9	Ohio	49-7
9/7/13	8	Eastern Kentucky	44-7
9/14/13	7	at Kentucky	27-13
9/21/13	7	Florida International	72-0
10/5/13	7	at Temple*	30-7
10/10/13	8	Rutgers*	24-10
10/18/13	8	Central Florida* (HC)	35-38
10/26/13	18	at South Florida*	34-3
11/8/13	20	at Connecticut*	31-10
11/16/13	19	Houston*	20-13
11/23/13	21	Memphis*	24-17
12/5/13	19	Cincinnati*	31-24 (ot)

MEDIA

PREVIEW

TEAM

COACHES

REVIEW

HONORS

PROS

RECORDS

UOFL

# Louisville As A Ranked Opponent



12/28/13	18	Miami, Fla.	36-9
9/6/14	25	Murray State	66-21
9/13/14	21	at Virginia*	21-23
11/29/14	24	Kentucky	44-40
12/30/14	20	vs. #13 Georgia	14-37
9/1/16	19	Charlotte	70-14
9/9/16	13	at Syracuse*	62-28
9/17/16	10	#2 Florida State*	63-20
9/24/16	3	at Marshall	59-28
10/1/16	3	at #5 Clemson*	36-42
10/14/16	7	Duke*	24-14
10/22/16	7	NC State*	54-13
10/29/16	5	at Virginia*	32-25
11/5/16	5	at Boston College*	52-7
11/12/16	5	Wake Forest*	44-12
11/17/16	3	at Houston	10-36
11/26/16	11	Kentucky	38-41
12/31/16	15	vs. #19 LSU	9-29
9/2/17	16	vs. Purdue	35-28
9/9/17	17	at North Carolina*	47-35
9/16/17	14	#3 Clemson*	21-47
9/23/17	19	Kent State	42-3
9/30/17	17	Murray State	55-10
10/5/17	17	at NC State*	25-39
9/19/20	18	#17 Miami (Fla.)	34-47

### Final Rankings

#### Rank in Final Associated Press Poll

1972.....	18th
1990.....	14th
1993.....	24th
2001.....	17th
2004.....	6th
2005.....	19th
2006.....	6th
2012.....	13th
2013.....	15th
2014.....	24th
2016.....	21st

#### Rank in Final USA Today Poll

(Started In 1982)

1990.....	14
1993.....	23
2001.....	16
2004.....	7
2005.....	20
2006.....	7
2012.....	13
2013.....	15
2014.....	24
2016.....	20

#### Rank in Final United Press International Poll

(Started In 1950, Discontinued In 1996)

1972.....	16
1990.....	12
1993.....	22

#### Rank in Final Bowl Championship Series Rankings

(Started in 1998, Discontinued in 2013. Rankings are before bowl games.)

2004.....	10
2006.....	6
2012.....	21
2013.....	18

### Louisville in the AP Poll

Season	Weeks	Pct	High	Low	Pre	Final	Last Appearance
1972	4	27	17	18	-	18	Jan.3 (Final)
1990	7	44	14	25	-	14	Jan. 2 (Final)
1993	10	59	13	25	-	24	Jan. 3 (Final)
2000	2	12	22	22	-	-	Dec. 3
2001	8	47	17	25	-	17	Jan. 4 (Final)
2002	2	11	17	17	17	-	Aug. 26
2004	14	88	6	24	-	6	Jan. 5 (Final)
2005	14	88	9	24	12	19	Jan. 5 (Final)
2006	16	100	3	13	13	6	Jan. 9 (Final)
2007	4	25	8	18	10	-	Sept. 16
2012	15	94	11	25	25	13	Jan. 8 (Final)
2013	17	100	7	21	9	15	Jan. 7 (Final)
2014	6	35	20	25	-	24	Jan. 13 (Final)
2016	16	100	3	21	19	21	Jan. 10 (Final)
2017	6	38	16	19	16	-	Oct. 1
2020	2	67	18	24	-	-	Sept. 20
<b>16 yrs</b>	<b>144</b>	<b>12</b>	<b>3</b>	<b>25</b>	<b>8 yrs</b>	<b>11 yrs</b>	

#### Rank in Final College Football Playoff Rankings

(Started in 2014. Rankings are before bowl games.)

2014.....	21
2016.....	13

#### Preseason Rankings

##### Rank in Preseason Associated Press Poll

(Preseason polls started in 1950)

2002.....	17
2005.....	12
2006.....	13
2007.....	10
2012.....	25
2013.....	9
2016.....	19
2017.....	16

##### Rank in Preseason USA Today Poll

(Preseason polls started in 1994)

2002.....	17
2005.....	14
2006.....	13
2007.....	11
2013.....	9
2016.....	23
2017.....	17

#### Louisville in the AP Poll

Rank	Weeks	Last Appearance
1	0	-
2	0	-
3	4	Nov. 13, 2016
4	0	-
5	5	Nov. 6, 2016
6	5	Jan. 9, 2007 (Final)
7	11	Oct. 16, 2016
8	9	Oct. 13, 2013
9	3	Aug. 17, 2013 (Preseason)
10	3	Sept. 11, 2016
11	3	Nov. 20, 2016
12	5	Oct. 28, 2012
13	5	Sept. 6, 2013
14	3	Oct. 31, 2004
15	4	Dec. 4, 2016
16	6	Sept. 10, 2017
17	14	Oct. 1, 2017
18	10	Sept. 13, 2020

19	11	Sept. 17, 2017
20	10	Dec. 7, 2014
21	5	Jan. 10, 2017 (Final)
22	5	Dec. 2, 2012
23	6	Sept. 4, 2012
24	10	Sept. 20, 2020
25	6	Sept. 2, 2014
Total	143	Sept. 20, 2020
Top 5	9	Nov. 13, 2016
Top 10	40	Nov. 13, 2016

#### Longest Appearance Streaks in the AP Poll

Streak	Weeks	From	To
Top 25	27	Oct. 30, 2005	Sept. 16, 2007
Top 10	16	Sept. 17, 2006	Sept. 9, 2007
Top 5	4	Oct. 23, 2016	Nov. 13, 2016
Seasons	4	2004	2007
Preseason Poll	3	2005	2007
Final Poll	3	2012	2014
	3	2004	2006

#### Based on UofL's AP Ranking

Rank	G	W	L	T	Pct.
1	0	0	0	0	-
2	0	0	0	0	-
3	4	1	3	0	.250
4	0	0	0	0	-
5	5	5	0	0	1.000
6	2	2	0	0	1.000
7	9	9	0	0	1.000
8	8	7	1	0	.875
9	3	1	2	0	.333
10	3	3	0	0	1.000
11	3	1	2	0	.333
12	4	4	0	0	1.000
13	4	3	1	0	.750
14	2	1	2	0	.500
15	3	1	2	0	.333
16	4	4	0	0	1.000
17	8	3	5	0	.375
18	8	5	3	0	.625
19	9	7	2	0	.778
20	5	3	2	0	.600
21	2	1	1	0	.500
22	4	3	1	0	.750
23	5	5	0	0	1.000
24	6	5	1	0	.833
25	6	5	1	0	.833
<b>Total</b>	<b>107</b>	<b>79</b>	<b>28</b>	<b>0</b>	<b>.738</b>

MEDIA

PREVIEW

TEAM

COACHES

REVIEW

HONORS

PROS

RECORDS

UOFL





# Total Offense Records

## ■ TOTAL PLAYS

### Game

1.	75	Lamar Jackson	at Clemson	Oct. 1, 2016
2.	71	Lamar Jackson	at Wake Forest	Oct. 28, 2017
		Chris Redman	Southern Miss	Sept. 28, 1996
4.	68	Lamar Jackson	at Houston	Nov. 17, 2016
5.	67	Lamar Jackson	Purdue	Sept. 2, 2017
		Brian Brohm	Syracuse	Sept. 22, 2007
7.	66	Lamar Jackson	at North Carolina State	Oct. 5, 2017
8.	65	Dave Ragone	at Texas Christian	Nov. 23, 2001
		Chris Redman	at Cincinnati	Nov. 8, 1997
10.	64	Chris Redman	Tulane	Oct. 11, 1997

### Season

1.	669	Lamar Jackson	2016
2.	662	Lamar Jackson	2017
3.	572	Dave Ragone	2002
4.	532	Chris Redman	1999
5.	530	Brian Brohm	2007
6.	513	Chris Redman	1998
7.	510	Malik Cunningham	2021
8.	493	Teddy Bridgewater	2012
9.	492	Chris Redman	1997
10.	490	Teddy Bridgewater	2013

### Career

1.	1,846	Chris Redman	1996-99
2.	1,741	Lamar Jackson	2015-17
3.	1,724	Malik Cunningham	2018-22
4.	1,506	Dave Ragone	1999-2002
5.	1,368	Teddy Bridgewater	2011-13
6.	1,357	Brian Brohm	2004-07
7.	1,235	Jay Gruden	1985-88
8.	982	Jeff Brohm	1989-93
9.	966	Ed Rubbert	1983-86
10.	904	Marty Lowe	1991-95

## ■ TOTAL YARDS

### Game

1.	610	Lamar Jackson	at Syracuse	Sept. 9, 2016
2.	578	Chris Redman	at East Carolina	Nov. 14, 1998
3.	549	Brian Brohm	Syracuse	Sept. 22, 2007
4.	527	Malik Cunningham	at Duke	Nov. 18, 2021
5.	525	Lamar Jackson	at North Carolina	Sept. 9, 2017
6.	512	Lamar Jackson	Boston College	Oct. 14, 2017
7.	493	Stefan LeFors	at Texas Christian	Nov. 5, 2003
8.	491	Lamar Jackson	at Wake Forest	Oct. 28, 2017
		Chris Redman	Memphis	Oct. 24, 1998
10.	485	Lamar Jackson	Purdue	Sept. 2, 2017

### Season

1.	5,261	Lamar Jackson	2017
2.	5,114	Lamar Jackson	2016
3.	4,048	Teddy Bridgewater	2013
4.	4,009	Chris Redman	1998
5.	3,978	Brian Brohm	2007
6.	3,972	Malik Cunningham	2021
7.	3,744	Teddy Bridgewater	2012
8.	3,550	Stefan LeFors	2003
9.	3,537	Chris Redman	1999
10.	3,226	Malik Cunningham	2020

### Career

1.	13,175	Lamar Jackson	2015-17
2.	12,848	Malik Cunningham	2018-22
3.	12,129	Chris Redman	1996-99
4.	10,819	Brian Brohm	2004-07

**LAMAR JACKSON**

5.	9,987	Teddy Bridgewater	2011-13
6.	9,161	Dave Ragone	1999-2002
7.	6,609	Stefan LeFors	2001-04
8.	6,564	Jay Gruden	1985-88
9.	5,410	Jeff Brohm	1989-93
10.	4,979	Ed Rubbert	1983-86

## ■ TOTAL YARDS PER GAME

### Season

1.	404.7	Lamar Jackson	2017
2.	400.9	Chris Redman	1998
3.	393.4	Lamar Jackson	2016
4.	331.5	Brian Brohm	2007
5.	321.5	Chris Redman	1999
6.	311.4	Teddy Bridgewater	2013
7.	305.5	Malik Cunningham	2021
8.	293.3	Malik Cunningham	2020
9.	288.0	Teddy Bridgewater	2012
10.	284.7	Brian Brohm	2005

### Career

1.	346.7	Lamar Jackson	2015-17
2.	288.8	Chris Redman	1996-99
3.	256.1	Teddy Bridgewater	2011-13
4.	245.9	Brian Brohm	2004-07
5.	229.4	Malik Cunningham	2018-22
6.	229.0	Dave Ragone	1999-2002
7.	187.3	Browning Nagle	1988-90
8.	184.7	Adam Froman	2009-10
9.	168.3	Jay Gruden	1985-88
10.	150.9	Ed Rubbert	1983-86

## ■ TOTAL YARDS PER PLAY

### Game

(Minimum 20 Plays)

1.	17.1	Brian Brohm	Murray State	Aug. 30, 2007
----	------	-------------	--------------	---------------

(Minimum 8 Plays)

1.	21.1	Lenny Lyles	at Cincinnati	Sept. 27, 1957
----	------	-------------	---------------	----------------

# Total Offense/All-Purpose Records



## ■ 300-YARD GAMES - TOTAL OFFENSE

### Season

1.	13	Lamar Jackson	2017
2.	10	Lamar Jackson	2016
3.	8	Chris Redman	1998
	8	Teddy Bridgewater	2013
5.	7	Malik Cunningham	2021
	7	Teddy Bridgewater	2012
	7	Brian Brohm	2007
8.	6	Malik Cunningham	2020
	6	Brian Brohm	2006
	6	Chris Redman	1999

### Career

1.	27	Lamar Jackson	2015-17
2.	20	Chris Redman	1996-99
3.	17	Malik Cunningham	2018-22
	17	Brian Brohm	2004-07
5.	15	Teddy Bridgewater	2011-13
6.	11	Dave Ragone	1999-02
7.	8	Stefan LeFors	2001-04
8.	4	Jeff Brohm	1989-93
9.	3	Adam Froman	2009-10
	3	Jay Gruden	1985-88
	3	Ed Rubbert	1983-86

## ■ 400-YARD GAMES - TOTAL OFFENSE

### Season

1.	8	Lamar Jackson	2016
2.	5	Lamar Jackson	2017
	5	Chris Redman	1998
4.	3	Brian Brohm	2007
5.	2	Teddy Bridgewater	2012
	2	Stefan LeFors	2003
	2	Chris Redman	1999

### Career

1.	14	Lamar Jackson	2015-17
2.	7	Chris Redman	1996-99
3.	3	Teddy Bridgewater	2011-13
	3	Brian Brohm	2004-07
5.	2	Malik Cunningham	2018-22
	2	Stefan LeFors	2001-04
7.	1	Benny Russell	1964-66
	1	Brock Domann	2021-present

## All-Purpose Running

## ■ ALL-PURPOSE YARDS

### Season

1.	2,133	Howard Stevens	1972
2.	1,900	Walter Peacock	1973
3.	1,741	Howard Stevens	1971
4.	1,736	Ernest Givins	1985
5.	1,684	Walter Peacock	1975
6.	1,630	Javian Hawkins	2019
7.	1,601	Lamar Jackson	2017
8.	1,574	Frank Moreau	1999
9.	1,571	Lamar Jackson	2016
10.	1,563	Bilal Powell	2010

### Career

1.	5,128	Walter Peacock	1972-75
2.	4,915	Arnold Jackson	1997-2000
3.	4,530	Ralph Dawkins	1990-93
4.	4,528	Zek Parker	1998-2001
5.	4,132	Lamar Jackson	2015-17

6.	3,874	Howard Stevens	1971-72
7.	3,841	Hassan Hall	2018-21
8.	3,685	Lenny Lyles	1954-57
9.	3,626	Victor Anderson	2008-11
10.	3,467	Keith Stephens	1986-88

## ■ ALL-PURPOSE YARDS PER GAME

### Season

1.	213.3	Howard Stevens	1972
2.	174.1	Howard Stevens	1971
3.	172.7	Walter Peacock	1973
4.	157.8	Ernest Givins	1985
5.	157.4	Frank Moreau	1999
6.	153.1	Walter Peacock	1975
7.	142.5	DeVante Parker	2014
8.	140.5	Arnold Jackson	1998
9.	139.6	Michael Bush	2005
10.	137.6	Keith Stephens	1988

### Career

1.	193.7	Howard Stevens	1971-72
2.	132.7	Leroy Collins	1998
3.	123.5	Ernest Givins	1984-85
4.	120.0	Carwell Gardner	1989
5.	119.3	Walter Peacock	1972-75
6.	112.9	Aaron Bailey	1992-93
7.	111.7	Arnold Jackson	1997-2000
8.	112.0	Javian Hawkins	2018-20
9.	108.7	Lamar Jackson	2015-17
10.	105.1	Keith Stephens	1986-88



DEVANTE PARKER

MEDIA

PREVIEW

TEAM

COACHES

REVIEW

HONORS

PROS

RECORDS

UOFL





# Rushing Records

## Rushing

### ■ RUSHING ATTEMPTS

#### Game

1.	40	Nathan Poole	at Wichita State	Nov. 4, 1978
	40	Walter Peacock	at Wichita State	Oct. 5, 1974
3.	39	Walter Peacock	Wichita State	Oct. 6, 1973
4.	38	Walter Peacock	at West Texas State	Nov. 24, 1973
	38	Howard Stevens	Tulsa	Nov. 4, 1972
	38	Howard Stevens	at Cincinnati	Oct. 28, 1972
7.	37	Michael Bush	at West Virginia	Oct. 15, 2005
	37	Calvin Arrington	at Kentucky	Sept. 2, 1995
	37	Walter Peacock	at Louisiana-Monroe	Nov. 15, 1975
10.	36	Anthony Shelman	Tulsa	Nov. 26, 1994

#### Season

1.	290	Walter Peacock	1973
2.	267	Lee Bougness	1969
3.	264	Javian Hawkins	2019
4.	262	Walter Peacock	1975
5.	260	Lamar Jackson	2016
6.	259	Howard Stevens	1972
7.	255	Calvin Arrington	1995
8.	250	Howard Stevens	1971
9.	241	Anthony Shelman	1994
10.	237	Walter Peacock	1974

#### Career

1.	811	Walter Peacock	1972-75
2.	655	Lamar Jackson	2015-17
3.	619	Malik Cunningham	2018-22
4.	536	Nathan Poole	1975-78
5.	525	Ralph Dawkins	1990-93
6.	509	Howard Stevens	1971-72
7.	499	Frank Moreau	1995-99
8.	497	Deon Booker	1985-88
9.	459	Anthony Shelman	1991-94
10.	450	Victor Anderson	2008-11

### ■ RUSHING YARDS

#### Game

1.	275	Anthony Allen	Middle Tennessee	Sept. 6, 2007
2.	269	Nathan Poole	at Wichita State	Nov. 4, 1978
3.	263	Calvin Prince	Drake	Sept. 25, 1976
4.	260	Howard Stevens	Southern Illinois	Nov. 13, 1971
5.	258	Howard Stevens	Cincinnati	Oct. 28, 1972
6.	247	Lenny Lyles	Toledo	Nov. 19, 1955
7.	233	Javian Hawkins	Syracuse	Nov. 23, 2019
8.	226	Lamar Jackson	Texas A&M	Dec. 30, 2015
9.	224	Malik Cunningham	at Duke	Nov. 18, 2021
10.	220	Anthony Shelman	Tulsa	Nov. 26, 1994

#### Season

1.	1,601	Lamar Jackson	2017
2.	1,571	Lamar Jackson	2016
3.	1,525	Javian Hawkins	2019
4.	1,429	Howard Stevens	1971
5.	1,405	Bilal Powell	2010
6.	1,394	Nathan Poole	1978
7.	1,294	Walter Peacock	1973
	1,294	Howard Stevens	1972
9.	1,289	Frank Moreau	1999
10.	1,207	Lenny Lyles	1957

#### Career

1.	4,132	Lamar Jackson	2015-17
2.	3,204	Walter Peacock	1972-75

3.	3,184	Malik Cunningham	2018-22
4.	2,958	Nathan Poole	1975-78
5.	2,786	Lenny Lyles	1954-57
6.	2,723	Howard Stevens	1971-72
7.	2,599	Frank Moreau	1995-99
8.	2,508	Michael Bush	2003-06
9.	2,365	Brandon Radcliff	2013-16
10.	2,363	Deon Booker	1985-88

### ■ MOST CONSECUTIVE RUSHES

#### Game

1.	11	Ralph Dawkins vs. Eastern Kentucky	Aug. 31, 1991
2.	9	George Stripling vs. Murray State	Aug. 30, 2007
3.	8	Walter Peacock vs. Wichita State	Oct. 6, 1973

### ■ YARDS PER RUSH

#### Game

(Minimum 10 attempts)

1.	20.4	Malik Cunningham	at Duke	Nov. 18, 2021
2.	16.5	Lenny Lyles	Toledo	Oct. 5, 1957
3.	15.8	Eric Shelton	Cincinnati	Nov. 27, 2004
4.	15.6	Brandon Radcliff	at Syracuse	Sept. 9, 2016
5.	14.9	Tom Lucia	at Southern Miss	Nov. 25, 1950
6.	14.0	Ken Porco	Eastern Kentucky	Sept. 27, 1958
7.	13.70	George Stripling	Syracuse	Nov. 26, 2005
8.	13.67	George Cain	Morehead State	Nov. 22, 1957
9.	12.8	Brandon Radcliff	Wake Forest	Nov. 12, 2016
10.	12.7	Don Craft	Temple	Nov. 1, 1980

(Minimum 20 attempts)

1.	10.7	Lenny Lyles	Toledo	Nov. 19, 1955
2.	10.5	Calvin Prince	Drake	Sept. 25, 1976
3.	10.3	Lamar Jackson	Texas A&M	Dec. 30, 2015
4.	10.1	Javian Hawkins	Syracuse	Nov. 23, 2019
5.	9.9	Malik Cunningham	at Virginia	Nov. 14, 2020
6.	9.5	Lamar Jackson	at Syracuse	Sept. 9, 2016
7.	9.1	Frank Moreau	at Kentucky	Sept. 4, 1999
8.	8.71	Bilal Powell	Cincinnati	Oct. 15, 2010
9.	8.70	Bill Gatti	at Wichita State	Nov. 28, 1970
10.	8.4	Jalen Mitchell	Wake Forest	Dec. 12, 2020



JAVIAN HAWKINS

## Rushing Records

**Season**

(Minimum 100 attempts)

1.	9.7	Lenny Lyles	1957
2.	7.7	Lenny Lyles	1955
3.	7.0	Tom Lucia	1949
4.	6.9	Lamar Jackson	2017
5.	6.6	Nathan Poole	1978
6.	6.5	Brandon Radcliff	2016
7.	6.4	Eric Shelton	2004
8.	6.2	Javian Hawkins	2020
9.	6.1	Bilal Powell	2010
10.	6.0	Lamar Jackson	2016

(Minimum 200 attempts)

1.	6.9	Lamar Jackson	2017
2.	6.6	Nathan Poole	1978
3.	6.1	Bilal Powell	2010
4.	6.0	Lamar Jackson	2016
5.	5.8	Javian Hawkins	2019
6.	5.7	Howard Stevens	1971
7.	5.6	Michael Bush	2005
8.	5.5	Frank Moreau	1999
9.	5.2	Leroy Collins	1998
10.	5.0	Howard Stevens	1972

**Career**

(Minimum 200 attempts)

1.	7.04	Lenny Lyles	1954-57
2.	6.99	Tom Lucia	1947-50
3.	6.3	Lamar Jackson	2015-17
4.	6.0	George Stripling	2005-07
5.	5.902	Javian Hawkins	2018-20
6.	5.896	Kolby Smith	2003-06
7.	5.8	Michael Bush	2003-06
8.	5.7	George Cain	1954-57
9.	5.54	Eric Shelton	2003-04
10.	5.52	Nathan Poole	1975-78

(Minimum 400 attempts)

1.	6.3	Lamar Jackson	2015-17
2.	5.8	Michael Bush	2003-06
3.	5.5	Nathan Poole	1975-78
4.	5.40	Brandon Radcliff	2013-16
5.	5.36	Bilal Powell	2007-10
6.	5.35	Howard Stevens	1971-72
7.	5.211	Victor Anderson	2008-11
8.	5.208	Frank Moreau	1995-99
9.	5.1	Malik Cunningham	2018-22
10.	4.8	Calvin Prince	1976-77

**■ RUSHING TOUCHDOWNS****Game**

1.	5	Eric Shelton	East Carolina	Oct. 2, 2004
	5	Leroy Collins	Western Kentucky	Oct. 31, 1998
	5	Fred Koster	Rose Poly	Oct. 9, 1926
	5	C.N. Caldwell	at Moores Hill	Oct. 11, 1913
5.	4	Lamar Jackson	Florida State	Sept. 17, 2016
	4	Lamar Jackson	at Syracuse	Sept. 9, 2016
	4	Senorise Perry	at Pittsburgh	Oct. 13, 2012
	4	Michael Bush	at West Virginia	Oct. 15, 2005
	4	Eric Shelton	at Memphis	Nov. 4, 2004
	4	Lionel Gates	Houston	Nov. 22, 2003
	4	Frank Moreau	at Army	Oct. 7, 1999
	4	Frank Moreau	Chattanooga	Sept. 11, 1999
	4	Frank Moreau	East Carolina	Nov. 1, 1997
	4	Nathan Poole	Northwestern State	Oct. 14, 1978
	4	Lenny Lyles	Toledo	Nov. 19, 1955

4	Chris Katope	Rio Grande	Sept. 22, 1941
4	Bennie McDonald	Eastern Kentucky	Oct. 6, 1928
4	Fred Koster	at Ogden	Oct. 2, 1926
4	John Daniel	Washington, Tenn.	Oct. 18, 1913

**Season**

1.	23	Michael Bush	2005
2.	21	Lamar Jackson	2016
3.	20	Malik Cunningham	2021
	20	Eric Shelton	2004
5.	19	Leroy Collins	1998
	19	Lenny Lyles	1957
7.	18	Lamar Jackson	2017
8.	17	Frank Moreau	1999
9.	15	Anthony Shelman	1994
	15	Nathan Poole	1978

**Career**

1.	50	Malik Cunningham	2018-22
	50	Lamar Jackson	2015-17
3.	41	Lenny Lyles	1954-57
4.	39	Michael Bush	2003-06
5.	30	Eric Shelton	2003-04
6.	27	Frank Moreau	1995-99
	27	Anthony Shelman	1991-94
8.	26	Brandon Radcliff	2013-16
9.	25	Howard Stevens	1971-72
10.	24	Ken Porco	1956-59



MICHAEL BUSH

MEDIA

PREVIEW

TEAM

COACHES

REVIEW

HONORS

PROS

RECORDS

UOFL





# Rushing Records

## ■ RUSHING YARDS BY A QUARTERBACK

### Game

1.	226	Lamar Jackson	Texas A&M	Dec. 30, 2015
2.	224	Malik Cunningham	at Duke	Nov. 18, 2021
3.	199	Lamar Jackson	at Syracuse	Sept. 9, 2016
4.	197	Malik Cunningham	at Virginia	Nov. 14, 2020
5.	186	Lamar Jackson	at Kentucky	Nov. 28, 2015
6.	185	Lamar Jackson	at Boston College	Nov. 5, 2016
7.	184	Lamar Jackson	Samford	Sept. 26, 2015
8.	180	Lamar Jackson	Boston College	Oct. 14, 2017
9.	178	Lamar Jackson	at Florida State	Oct. 21, 2017
10.	171	Lamar Jackson	Kentucky	Nov. 26, 2016

### Season

1.	1,601	Lamar Jackson	2017
2.	1,571	Lamar Jackson	2016
3.	1,031	Malik Cunningham	2021
4.	960	Lamar Jackson	2015
5.	609	Malik Cunningham	2020
6.	565	Malik Cunningham	2022
7.	497	Malik Cunningham	2018
8.	482	Malik Cunningham	2019
9.	405	Stefan LeFors	2003
10.	367	Jim Wagoner	1974

### Career

1.	4,132	Lamar Jackson	2015-17
2.	3,184	Malik Cunningham	2018-22
3.	756	Stefan LeFors	2001-04
4.	597	Dave Ragone	1999-2002
5.	578	John Giles	1959-62
6.	501	Wally Oyler	1966-68
7.	482	Jim Wagoner	1973-75
8.	406	Benny Russell	1964-66
9.	279	Gary Inman	1969-70
10.	255	Jawon Pass	2017-20

## ■ RUSHING TOUCHDOWNS BY A QUARTERBACK

### Game

1.	4	Lamar Jackson	Florida State	Sept. 17, 2016
	4	Lamar Jackson	at Syracuse	Sept. 9, 2016
3.	3	Malik Cunningham	at Boston College	Oct. 1, 2022
	3	Malik Cunningham	South Florida	Sept. 24, 2022
	3	Malik Cunningham	Boston College	Oct. 23, 2021
	3	Lamar Jackson	at Wake Forest	Oct. 28, 2017
	3	Lamar Jackson	Boston College	Oct. 14, 2017
	3	Lamar Jackson	at North Carolina	Sept. 9, 2017
	3	Lamar Jackson	at Boston College	Nov. 5, 2016
	3	Benny Russell	Dayton	Oct. 9, 1965

### Season

1.	21	Lamar Jackson	2016
2.	20	Malik Cunningham	2021
3.	18	Lamar Jackson	2017
4.	12	Malik Cunningham	2022
5.	11	Lamar Jackson	2015
6.	8	Benny Russell	1965
7.	7	Malik Cunningham	2020
8.	6	Malik Cunningham	2019
	6	Dave Ragone	2000
10.	5	Malik Cunningham	2018
	5	Reggie Bonnafon	2014
	5	John Madeya	1970
	5	Wally Oyler	1968
	5	Wally Oyler	1967

### Career

1.	50	Malik Cunningham	2018-22
	50	Lamar Jackson	2015-17
3.	11	Benny Russell	1964-66
4.	10	Wally Oyler	1966-68
5.	9	Brian Brohm	2004-07
	9	Dave Ragone	1999-2002
7.	8	John Madeya	1970-72
8.	6	Teddy Bridgewater	2011-13
	6	Stefan LeFors	2001-04
	6	Jeff Brohm	1989-93
	6	Tom LaFramboise	1962-64
	6	Dale Orem	1956-59
	6	Frank Gitschier	1946-49

## ■ GAMES WITH MULTIPLE RUSHING TOUCHDOWNS BY A QUARTERBACK

### Season

1.	8	Malik Cunningham	2021
2.	7	Lamar Jackson	2016
3.	5	Lamar Jackson	2017
4.	4	Malik Cunningham	2022
5.	3	Lamar Jackson	2015
6.	2	Malik Cunningham	2020
	2	Reggie Bonnafon	2014
	2	Mike Watkins	2000
	2	John Madeya	1970
10.	1	Jawon Pass	2019
	1	Teddy Bridgewater	2011
	1	Adam Froman	2010
	1	Brian Brohm	2005
	1	Wally Oyler	1968
	1	Wally Oyler	1967
	1	Benny Russell	1966
	1	Benny Russell	1965



STEFAN LEFORS

## Rushing Records



## Career

1.	15	Lamar Jackson	2015-17
2.	14	Malik Cunningham	2018-22
3.	2	Reggie Bonnafon	2014-17
	2	Mike Watkins	1997-00
	2	John Madeya	1970-72
	2	Wally Oyler	1966-68
	2	Benny Russell	1964-66
8.	1	Jawon Pass	2017-20
	1	Teddy Bridgewater	2011-13
	1	Adam Froman	2009-10
	1	Brian Brohm	2004-07

## ■ CAREER 200-YARD RUSHING GAMES

1.	3	Howard Stevens	1971-72
2.	2	Bilal Powell	2007-10

## ■ 150-YARD RUSHING GAMES

## Season

1.	6	Howard Stevens	1971
2.	5	Lamar Jackson	2017
	5	Lamar Jackson	2016
4.	4	Bilal Powell	2010
	4	Howard Stevens	1972
	4	Lenny Lyles	1957
7.	3	Javian Hawkins	2020
	3	Lamar Jackson	2015
	3	Frank Moreau	1999
	3	Walter Peacock	1973

## Career

1.	13	Lamar Jackson	2015-17
2.	10	Howard Stevens	1971-72
3.	6	Walter Peacock	1972-75
	6	Lenny Lyles	1954-57
5.	5	Javian Hawkins	2018-20
6.	4	Bilal Powell	2007-10
	4	Frank Moreau	1995-99
8.	3	Nathan Poole	1975-78
	3	Calvin Prince	1976-77
10.	2	Malik Cunningham	2018-22
	2	Victor Anderson	2008-11
	2	Michael Bush	2003-06
	2	Eric Shelton	2003-04
	2	Leroy Collins	1998
	2	Anthony Shelman	1991-94
	2	Deon Booker	1985-88
	2	Bill Gatti	1968-70

## ■ 100-YARD RUSHING GAMES

## Season

1.	10	Lamar Jackson	2017
2.	8	Javian Hawkins	2019
	8	Lamar Jackson	2016
4.	7	Bilal Powell	2010
	7	Frank Moreau	1999
	7	Walter Peacock	1973
7.	6	Michael Bush	2005
	6	Anthony Shelman	1994
	6	Deon Booker	1988
	6	Howard Stevens	1972
	6	Howard Stevens	1971
	6	Lee Bouggess	1969
	6	Lenny Lyles	1957

## Career

1.	23	Lamar Jackson	2015-17
2.	15	Walter Peacock	1972-75
3.	12	Javian Hawkins	2018-20
	12	Howard Stevens	1971-72
5.	11	Frank Moreau	1995-99
	11	Lenny Lyles	1954-57
7.	10	Malik Cunningham	2018-22
	10	Michael Bush	2003-06
9.	9	Brandon Radcliff	2013-16
	9	Anthony Shelman	1991-94
	9	Deon Booker	1985-88

## ■ CAREER 1,500-YARD RUSHERS

1.	4,132	Lamar Jackson	2015-17
2.	3,204	Walter Peacock	1972-75
3.	3,184	Malik Cunningham	2018-22
4.	2,958	Nathan Poole	1975-78
5.	2,786	Lenny Lyles	1954-57
6.	2,723	Howard Stevens	1971-72
7.	2,599	Frank Moreau	1995-99
8.	2,508	Michael Bush	2003-06
9.	2,365	Brandon Radcliff	2013-16
10.	2,363	Deon Booker	1985-88
11.	2,355	Javian Hawkins	2018-20
12.	2,345	Victor Anderson	2008-11
13.	2,338	Bilal Powell	2007-10
14.	2,299	Tom Lucia	1947-50
15.	2,159	Ralph Dawkins	1990-93
16.	2,114	Anthony Shelman	1991-94
17.	2,082	Calvin Prince	1976-77
18.	1,863	Kolby Smith	2003-06
19.	1,815	Jim Williams	1950-52
20.	1,795	Dominique Brown	2010-14
21.	1,794	Ken Porco	1956-59
22.	1,764	Don Craft	1978-81
23.	1,728	Eric Shelton	2003-04
24.	1,676	Bill Gatti	1968-70
25.	1,638	George Cain	1954-57
26.	1,586	Ernie Green	1958-61
27.	1,575	Lee Calland	1959-62
28.	1,549	Greg Hickman	1978-82
29.	1,486	Lionel Gates	2001-04
30.	1,485	Jeremy Wright	2010-12

## ■ 100-YARD RUSHING GAMES

121	Malik Cunningham	at UCF	Sept. 9, 2022
127	Malik Cunningham	Florida State	Sept. 16, 2022
113	Malik Cunningham	USF	Sept. 24, 2022
106	Tiyon Evans	Wake Forest	Oct. 29, 2022
117	Jawhar Jordan	James Madison	Nov. 5, 2022
126	Tiyon Evans	James Madison	Nov. 5, 2022
105	Jawhar Jordan	NC State	Nov. 19, 2022
145	Jawhar Jordan	at Kentucky	Nov. 26, 2022
115	Jawhar Jordan	Cincinnati	Dec. 17, 2022
160	Maurice Turner	Cincinnati	Dec. 17, 2022
224	Malik Cunningham	at Duke	Nov. 18, 2021
102	Jalen Mitchell	Syracuse	Nov. 13, 2021
134	Malik Cunningham	Clemson	Nov. 6, 2021
133	Malik Cunningham	Boston College	Oct. 23, 2021
112	Trevion Cooley	Boston College	Oct. 23, 2021
162	Hassan Hall	Virginia	Oct. 9, 2021
164	Javian Hawkins	Miami, Fla.	Sept. 19, 2020
155	Javian Hawkins	at Georgia Tech	Oct. 9, 2020
174	Javian Hawkins	Florida State	Oct. 24, 2020
129	Javian Hawkins	Virginia Tech	Oct. 31, 2020
197	Malik Cunningham	at Virginia	Nov. 14, 2020

MEDIA

PREVIEW

TEAM

COACHES

REVIEW

HONORS

PROS

RECORDS

UOFL





## Rushing Records

MEDIA

PREVIEW

TEAM

COACHES

REVIEW

HONORS

PROS

RECORDS

UOFL

133	Malik Cunningham	at Boston College	Nov. 28, 2020	105	Bilal Powell	Connecticut	Oct. 23, 2010
168	Jalen Mitchell	Wake Forest	Dec. 12, 2020	140	Bilal Powell	South Florida	Nov. 13, 2010
122	Javian Hawkins	Notre Dame	Sept. 2, 2019	123	Bilal Powell	at Rutgers	Nov. 26, 2010
123	Javian Hawkins	Eastern Kentucky	Sept. 7, 2019	110	Victor Anderson	at Kentucky	Sept. 19, 2009
172	Javian Hawkins	Boston College	Oct. 5, 2019	164	Darius Ashley	at West Virginia	Nov. 7, 2009
129	Javian Hawkins	Clemson	Oct. 19, 2019	114	Victor Anderson	Tennessee Tech	Sept. 6, 2008
136	Javian Hawkins	Virginia	Oct. 26, 2019	176	Victor Anderson	Kansas State	Sept. 17, 2008
233	Javian Hawkins	Syracuse	Nov. 23, 2019	104	Brock Bolen	Kansas State	Sept. 17, 2008
142	Javian Hawkins	at Kentucky	Nov. 30, 2019	112	Bilal Powell	Connecticut	Sept. 26, 2008
105	Javian Hawkins	Mississippi State	Dec. 30, 2019	100	Victor Anderson	Connecticut	Sept. 26, 2008
129	Malik Cunningham	Western Kentucky	Sept. 15, 2018	161	Victor Anderson	Middle Tennessee	Oct. 18, 2008
100	Malik Cunningham	NC State	Nov. 17, 2018	113	Victor Anderson	at Syracuse	Nov. 1, 2008
107	Lamar Jackson	Purdue	Sept. 2, 2017	275	Anthony Allen	Middle Tennessee	Sept. 6, 2007
149	Malik Williams	at North Carolina	Sept. 9, 2017	112	Brock Bolen	at NC State	Sept. 29, 2007
132	Lamar Jackson	at North Carolina	Sept. 9, 2017	117	Brock Bolen	Rutgers	Nov. 29, 2007
100	Lamar Jackson	Murray State	Sept. 30, 2017	128	Michael Bush	Kentucky	Sept. 3, 2006
180	Lamar Jackson	Boston College	Oct. 14, 2017	165	Kolby Smith	at Syracuse	Oct. 21, 2006
107	Reggie Bonnafon	Boston College	Oct. 14, 2017	128	Michael Bush	at Kentucky	Sept. 4, 2005
178	Lamar Jackson	at Florida State	Oct. 21, 2017	204	Michael Bush	Florida Atlantic	Oct. 1, 2005
161	Lamar Jackson	at Wake Forest	Oct. 28, 2017	159	Michael Bush	at West Virginia	Oct. 15, 2005
147	Lamar Jackson	Virginia	Nov. 11, 2017	127	Michael Bush	at Cincinnati	Oct. 22, 2005
180	Malik Williams	Syracuse	Nov. 18, 2017	117	George Stripling	at Cincinnati	Oct. 22, 2005
111	Lamar Jackson	Syracuse	Nov. 18, 2017	115	Michael Bush	Pittsburgh	Nov. 3, 2005
156	Lamar Jackson	at Kentucky	Nov. 25, 2017	137	George Stripling	Syracuse	Nov. 26, 2005
158	Lamar Jackson	Mississippi State	Dec. 30, 2017	121	Michael Bush	at Connecticut	Dec. 3, 2005
119	Lamar Jackson	Charlotte	Sept. 1, 2016	112	Lionel Gates	Kentucky	Sept. 5, 2004
199	Lamar Jackson	at Syracuse	Sept. 9, 2016	129	Eric Shelton	East Carolina	Oct. 2, 2004
156	Brandon Radcliff	at Syracuse	Sept. 9, 2016	109	Lionel Gates	at Miami, Fla.	Oct. 14, 2004
146	Lamar Jackson	Florida State	Sept. 17, 2016	136	Eric Shelton	at Memphis	Nov. 4, 2004
118	Brandon Radcliff	Florida State	Sept. 17, 2016	158	Eric Shelton	Cincinnati	Nov. 27, 2004
131	Brandon Radcliff	at Marshall	Sept. 24, 2016	106	Michael Bush	Cincinnati	Nov. 27, 2004
162	Lamar Jackson	at Clemson	Oct. 1, 2016	151	Eric Shelton	at Kentucky	Aug. 31, 2003
144	Lamar Jackson	Duke	Oct. 14, 2016	135	Eric Shelton	at Syracuse	Sept. 13, 2003
185	Lamar Jackson	at Boston College	Nov. 5, 2016	128	Eric Shelton	Tulane	Oct. 17, 2003
153	Lamar Jackson	Wake Forest	Nov. 12, 2016	118	Eric Shelton	at East Carolina	Oct. 25, 2003
141	Brandon Radcliff	Wake Forest	Nov. 12, 2016	140	Lionel Gates	Houston	Nov. 22, 2003
171	Lamar Jackson	Kentucky	Nov. 26, 2016	137	Michael Bush	Houston	Nov. 22, 2003
106	Lamar Jackson	Auburn	Sept. 5, 2015	125	Michael Bush	at Cincinnati	Nov. 28, 2003
184	Lamar Jackson	Samford	Sept. 26, 2015	128	Lionel Gates	Miami, Ohio	Dec. 18, 2003
121	Lamar Jackson	at NC State	Oct. 3, 2015	127	Henry Miller	East Carolina	Oct. 26, 2002
117	Brandon Radcliff	Syracuse	Nov. 7, 2015	135	T.J. Patterson	Alabama-Birmingham	Nov. 23, 2002
146	Brandon Radcliff	Virginia	Nov. 14, 2015	114	T.J. Patterson	Western Carolina	Sept. 8, 2001
186	Lamar Jackson	at Kentucky	Nov. 28, 2015	155	Tony Stallings	Memphis	Sept. 29, 2001
226	Lamar Jackson	Texas A&M	Dec. 30, 2015	136	T.J. Patterson	at Cincinnati	Oct. 27, 2001
143	Dominique Brown	Miami, Fla.	Sept. 1, 2014	121	Henry Miller	at Tulane	Nov. 3, 2001
126	L.J. Scott	Murray State	Sept. 6, 2014	101	T.J. Patterson	at Tulane	Nov. 3, 2001
129	Brandon Radcliff	Wake Forest	Sept. 27, 2014	144	Tony Stallings	Kentucky	Sept. 2, 2000
110	Brandon Radcliff	at Syracuse	Oct. 3, 2014	122	Tony Stallings	Cincinnati	Oct. 14, 2000
173	Michael Dyer	NCState	Oct. 18, 2014	108	Tony Stallings	at Houston	Nov. 18, 2000
134	Michael Dyer	Florida State	Oct. 30, 2014	181	Frank Moreau	at Kentucky	Sept. 4, 1999
136	Brandon Radcliff	at Notre Dame	Nov. 22, 2014	188	Frank Moreau	Chattanooga	Sept. 11, 1999
100	Seniorise Perry	at Kentucky	Sept. 14, 2013	139	Frank Moreau	Illinois	Sept. 18, 1999
104	Seniorise Perry	Rutgers	Oct. 10, 2013	129	Frank Moreau	Eastern Michigan	Oct. 2, 1999
125	Dominique Brown	at South Florida	Oct. 26, 2013	150	Frank Moreau	at Army	Oct. 7, 1999
137	Dominique Brown	Houston	Nov. 16, 2013	128	Frank Moreau	Alabama-Birmingham	Oct. 30, 1999
108	Seniorise Perry	Kentucky	Sept. 2, 2012	112	Frank Moreau	at Cincinnati	Nov. 6, 1999
105	Jeremy Wright	Kentucky	Sept. 2, 2012	159	Leroy Collins	at Illinois	Sept. 19, 1998
114	Jeremy Wright	North Carolina	Sept. 15, 2012	135	Frank Moreau	Cincinnati	Oct. 3, 1998
118	Seniorise Perry	at Southern Miss	Sept. 29, 2012	112	Leroy Collins	at Southern Miss	Oct. 10, 1998
101	Seniorise Perry	at Pittsburgh	Oct. 13, 2012	154	Leroy Collins	Western Kentucky	Oct. 31, 1998
100	Jeremy Wright	Temple	Nov. 3, 2012	145	Leroy Collins	at East Carolina	Nov. 14, 1998
108	Jeremy Wright	Rutgers	Oct. 21, 2011	112	Leroy Collins	Army	Nov. 21, 1998
153	Bilal Powell	Kentucky	Sept. 4, 2010	139	Frank Moreau	East Carolina	Nov. 1, 1997
157	Bilal Powell	at Arkansas State	Oct. 2, 2010	158	Frank Moreau	at Memphis	Nov. 15, 1997
108	Victor Anderson	at Arkansas State	Oct. 2, 2010	113	Donnell Gordon	Northern Illinois	Oct. 19, 1996
204	Bilal Powell	Memphis	Oct. 9, 2010	100	Otis Floyd	Northern Illinois	Oct. 19, 1996
209	Bilal Powell	Cincinnati	Oct. 15, 2010	133	Calvin Arrington	at Kentucky	Sept. 2, 1995

## Rushing Records



133	Calvin Arrington	at Northern Illinois	Sept. 9, 1995	166	Walter Peacock	Furman	Nov. 17, 1973
129	Calvin Arrington	Maryland	Oct. 28, 1995	168	Walter Peacock	at West Texas State	Nov. 24, 1973
140	Frank Moreau	Louisiana-Monroe	Nov. 11, 1995	115	Howard Stevens	Kent State	Sept. 16, 1972
133	Calvin Arrington	Louisiana-Monroe	Nov. 11, 1995	160	Howard Stevens	at Dayton	Sept. 30, 1972
125	Calvin Arrington	North Texas	Nov. 18, 1995	103	Larry Griffin	at Dayton	Sept. 30, 1972
123	Anthony Shelman	at Kentucky	Sept. 3, 1994	122	Larry Griffin	North Texas	Oct. 14, 1972
112	Anthony Shelman	at Arizona State	Sept. 17, 1994	178	Howard Stevens	at Wichita State	Oct. 21, 1972
160	Anthony Shelman	Pittsburgh	Oct. 1, 1994	258	Howard Stevens	at Cincinnati	Oct. 28, 1972
139	Anthony Shelman	NC State	Oct. 8, 1994	204	Howard Stevens	Tulsa	Nov. 4, 1972
124	Anthony Shelman	at Army	Oct. 15, 1994	100	Howard Stevens	Drake	Nov. 25, 1972
220	Anthony Shelman	Tulsa	Nov. 26, 1994	156	Howard Stevens	Dayton	Oct. 2, 1971
124	Anthony Shelman	at Memphis	Sept. 11, 1993	175	Howard Stevens	at Memphis	Oct. 9, 1971
117	Ralph Dawkins	Texas	Sept. 25, 1993	183	Howard Stevens	Tampa	Oct. 30, 1971
126	Anthony Shelman	at Tulsa	Nov. 25, 1993	158	Howard Stevens	at Tulsa	Nov. 6, 1971
125	Ralph Dawkins	at Ohio State	Sept. 5, 1992	260	Howard Stevens	Southern Illinois	Nov. 13, 1971
116	Anthony Shelman	at Texas A&M	Nov. 7, 1992	198	Howard Stevens	Cincinnati	Nov. 27, 1971
162	Ralph Dawkins	Eastern Kentucky	Aug. 31, 1991	109	Bill Gatti	at Florida State	Sept. 12, 1970
102	Ralph Dawkins	Kansas	Sept. 15, 1990	146	Greg Campbell	Tulsa	Oct. 10, 1970
134	Carwell Gardner	at Kansas	Sept. 9, 1989	134	Bill Gatti	Kent State	Oct. 31, 1970
154	Deon Booker	Memphis	Sept. 17, 1988	144	Larry Griffin	at Cincinnati	Nov. 14, 1970
125	Deon Booker	at North Carolina	Sept. 24, 1988	174	Bill Gatti	at Wichita State	Nov. 28, 1970
106	Deon Booker	at Southern Miss	Oct. 1, 1988	136	Tom Jesukaitis	at Wichita State	Nov. 28, 1970
108	Deon Booker	Tulsa	Oct. 8, 1988	102	Tom Jesukaitis	Long Beach State	Dec. 19, 1970
110	Deon Booker	Virginia	Oct. 15, 1988	116	Lee Bougess	at Drake	Sept. 13, 1969
104	Deon Booker	Western Kentucky	Nov. 12, 1988	102	Lee Bougess	at North Texas	Oct. 25, 1969
100	Deon Booker	Tulane	Sept. 5, 1987	130	Lee Bougess	Cincinnati	Nov. 8, 1969
196	Deon Booker	Marshall	Oct. 10, 1987	122	Lee Bougess	Wichita State	Nov. 15, 1969
116	Deon Booker	Western Kentucky	Sept. 20, 1986	123	Lee Bougess	at Memphis	Nov. 22, 1969
122	Ron Davenport	Miami, Fla.	Nov. 3, 1984	175	Bill Gatti	at Tulsa	Nov. 27, 1969
111	Ron Davenport	Cincinnati	Sept. 24, 1983	171	Lee Bougess	at Tulsa	Nov. 27, 1969
110	Willie Shelby	Southern Miss	Nov. 5, 1983	103	Wayne Patrick	Wichita State	Oct. 28, 1967
105	Greg Hickman	Richmond	Oct. 16, 1982	118	Benny Russell	Drake	Oct. 15, 1966
101	Ron Davenport	at Florida State	Nov. 13, 1982	100	Al MacFarlane	Southern Illinois	Sept. 25, 1965
110	Don Craft	Marshall	Oct. 3, 1981	144	Lee Calland	at Wichita State	Sept. 15, 1962
124	Don Craft	Indiana State	Oct. 18, 1980	101	Larry Broaden	at Tulsa	Oct. 20, 1962
127	Don Craft	Temple	Nov. 1, 1980	103	Ernie Green	Western Kentucky	Oct. 21, 1960
101	Greg Hickman	Tulsa	Oct. 13, 1979	104	Ernie Green	at Marshall	Oct. 29, 1960
193	Greg Hickman	at Memphis	Nov. 10, 1979	140	Ken Porco	Eastern Kentucky	Sept. 27, 1958
149	Nathan Poole	at Cincinnati	Sept. 23, 1978	115	Pat Barbato	Murray State	Oct. 11, 1958
269	Nathan Poole	at Wichita State	Nov. 4, 1978	175	Ken Porco	at Central Michigan	Oct. 25, 1958
147	Calvin Prince	Cincinnati	Sept. 17, 1977	116	Ernie Green	North Texas	Nov. 22, 1958
161	Nathan Poole	at Memphis	Oct. 1, 1977	138	Lenny Lyles	at Evansville	Sept. 21, 1957
151	Nathan Poole	Tulsa	Oct. 8, 1977	169	Lenny Lyles	at Eastern Kentucky	Sept. 27, 1957
136	Nathan Poole	at Dayton	Oct. 15, 1977	165	Lenny Lyles	Toledo	Oct. 5, 1957
100	Calvin Prince	at Alabama	Oct. 22, 1977	134	Ken Porco	at Murray State	Oct. 12, 1957
163	Calvin Prince	Wichita State	Nov. 5, 1977	188	Lenny Lyles	Central Michigan	Oct. 26, 1957
125	Calvin Prince	Drake	Nov. 12, 1977	158	Lenny Lyles	Ohio	Nov. 16, 1957
141	Nathan Poole	Indiana State	Nov. 20, 1977	164	George Cain	Morehead State	Nov. 22, 1957
263	Calvin Prince	Drake	Sept. 25, 1976	131	Lenny Lyles	Morehead State	Nov. 22, 1957
119	Nathan Poole	Drake	Sept. 25, 1976	122	Ken Porco	Morehead State	Nov. 22, 1957
183	Calvin Prince	Louisiana-Monroe	Oct. 16, 1976	119	Ken Porco	Drake	Jan. 1, 1958
110	Nathan Poole	Tulsa	Oct. 30, 1976	130	Lenny Lyles	at Toledo	Sept. 22, 1956
135	Calvin Prince	Boston University	Nov. 20, 1976	125	Elmer Collina	Evansville	Oct. 6, 1956
116	Walter Peacock	at Drake	Sept. 20, 1975	118	Lenny Lyles	Murray State	Oct. 13, 1956
104	Walter Peacock	Mississippi State	Oct. 25, 1975	151	George Cain	at Morehead State	Oct. 20, 1956
150	Walter Peacock	Dayton	Nov. 8, 1975	115	Lenny Lyles	at Ohio	Oct. 27, 1956
206	Walter Peacock	at Louisiana-Monroe	Nov. 15, 1975	200	George Cain	Western Kentucky	Oct. 29, 1955
120	Walter Peacock	at West Texas State	Nov. 22, 1975	164	Lenny Lyles	Morehead State	Nov. 5, 1955
138	Walter Peacock	at Wichita State	Oct. 5, 1974	247	Lenny Lyles	Toledo	Nov. 19, 1955
162	Jim Wagoner	Drake	Oct. 19, 1974	141	Bill Layne	Evansville	Oct. 16, 1954
150	Walter Peacock	Drake	Oct. 19, 1974	143	Jim Williams	at Florida State	Oct. 4, 1952
115	Walter Peacock	West Texas State	Nov. 30, 1974	142	John Brewer	at Wayne State	Sept. 29, 1951
140	Walter Peacock	at Memphis	Sept. 8, 1973	118	Jim Williams	Washington & Lee	Nov. 17, 1951
137	Walter Peacock	at Drake	Sept. 22, 1973	208	Tom Lucia	at Southern Miss	Nov. 25, 1950
192	Walter Peacock	Wichita State	Oct. 6, 1973				
123	Walter Peacock	Mississippi State	Oct. 20, 1973				
103	Walter Peacock	Dayton	Nov. 10, 1973				

MEDIA

PREVIEW

TEAM

COACHES

REVIEW

HONORS

PROS

RECORDS

UOFL





# Passing Records

## ■ PASSING ATTEMPTS

### Game

1.	65	Brian Brohm	Syracuse	Sept. 22, 2007
2.	63	Chris Redman	Southern Miss	Sept. 28, 1996
3.	62	Chris Redman	Cincinnati	Nov. 8, 1997
4.	60	Chris Redman	Illinois	Sept. 18, 1999
5.	58	Brian Brohm	Utah	Oct. 5, 2007
6.	57	Chris Redman	Utah	Sept. 12, 1998
	57	Chris Redman	Tulane	Oct. 11, 1997
8.	56	Chris Redman	East Carolina	Nov. 14, 1998
	56	Chris Redman	Tulane	Oct. 17, 1998
10.	55	Ed Rubbert	Murray State	Sept. 1, 1984

### Season

1.	489	Chris Redman	1999
2.	473	Brian Brohm	2007
	473	Chris Redman	1998
4.	445	Chris Redman	1997
5.	441	Dave Ragone	2002
6.	430	Lamar Jackson	2017
7.	427	Teddy Bridgewater	2013
8.	419	Teddy Bridgewater	2012
9.	409	Lamar Jackson	2016
10.	397	Jay Gruden	1987

### Career

1.	1,679	Chris Redman	1996-99
2.	1,185	Brian Brohm	2004-07
3.	1,180	Dave Ragone	1999-2002
4.	1,142	Teddy Bridgewater	2011-13
5.	1,105	Malik Cunningham	2018-22
6.	1,086	Lamar Jackson	2015-17
7.	1,049	Jay Gruden	1985-88
8.	873	Ed Rubbert	1983-86
9.	767	Marty Lowe	1991-95
10.	746	John Madeya	1970-72

## ■ COMPLETIONS

### Game

1.	45	Brian Brohm	Syracuse	Sept. 22, 2007
2.	44	Chris Redman	East Carolina	Nov. 14, 1998
3.	41	Chris Redman	Tulane	Oct. 17, 1998
4.	39	Brian Brohm	Utah	Oct. 5, 2007
	39	Chris Redman	Illinois	Sept. 18, 1999
6.	36	Teddy Bridgewater	at Syracuse	Nov. 10, 2012
	36	Chris Redman	at Army	Oct. 7, 1999
	36	Chris Redman	Western Kentucky	Oct. 31, 1998
9.	35	Chris Redman	Southern Miss	Sept. 28, 1996
	35	Teddy Bridgewater	Miami, Fla.	Dec. 28, 2013

### Season

1.	317	Chris Redman	1999
2.	309	Chris Redman	1998
3.	308	Brian Brohm	2007
4.	303	Teddy Bridgewater	2013
5.	287	Teddy Bridgewater	2012
6.	261	Chris Redman	1997
7.	254	Lamar Jackson	2017
8.	237	Dave Ragone	2002
9.	231	Dave Ragone	2001
10.	230	Lamar Jackson	2016

### Career

1.	1,031	Chris Redman	1996-99
2.	781	Teddy Bridgewater	2011-13
3.	780	Brian Brohm	2004-07
4.	692	Malik Cunningham	2018-22

5.	685	Dave Ragone	1999-2002
6.	619	Lamar Jackson	2015-17
7.	572	Jay Gruden	1985-88
8.	430	Ed Rubbert	1983-86
9.	416	Stefan LeFors	2001-04
	416	Marty Lowe	1991-95

## ■ COMPLETION PERCENTAGE

### Game

(Minimum 10 Completions)

1.	91.7	Jim Wagoner	Drake	Oct. 19, 1974
2.	90.9	Tom LaFramboise	Memphis	Nov. 2, 1963
3.	90.5	Teddy Bridgewater	Kentucky	Sept. 2, 2012
4.	86.2	Teddy Bridgewater	at South Florida	Oct. 26, 2013
5.	85.7	Stefan LeFors	East Carolina	Oct. 2, 2004
6.	84.2	Malik Cunningham	at Notre Dame	Oct. 17, 2020
7.	84.0	Teddy Bridgewater	South Florida	Oct. 20, 2012
8.	82.1	Teddy Bridgewater	North Carolina	Sept. 15, 2012
	82.1	Teddy Bridgewater	Ohio	Sept. 1, 2013
10.	81.8	Lamar Jackson	Kent State	Sept. 23, 2017
	81.8	Brian Brohm	Oregon State	Sept. 17, 2005
	81.8	Stefan LeFors	at Houston	Nov. 20, 2004

(Minimum 15 Completions)

1.	90.5	Teddy Bridgewater	Kentucky	Sept. 2, 2012
2.	86.2	Teddy Bridgewater	at South Florida	Oct. 26, 2013
3.	84.2	Malik Cunningham	at Notre Dame	Oct. 17, 2020
4.	84.0	Teddy Bridgewater	South Florida	Oct. 20, 2012
5.	82.1	Teddy Bridgewater	North Carolina	Sept. 15, 2012
	82.1	Teddy Bridgewater	Ohio	Sept. 1, 2013
7.	81.8	Lamar Jackson	Kent State	Sept. 23, 2017
	81.8	Brian Brohm	Oregon State	Sept. 17, 2005
	81.8	Stefan LeFors	at Houston	Nov. 20, 2004
10.	80.8	Brian Brohm	at Cincinnati	Oct. 22, 2005
	80.8	Stefan LeFors	South Florida	Oct. 22, 2004

(Minimum 20 Completions)

1.	86.2	Teddy Bridgewater	at South Florida	Oct. 26, 2013
2.	84.0	Teddy Bridgewater	South Florida	Oct. 20, 2012
3.	82.1	Teddy Bridgewater	North Carolina	Sept. 15, 2012
	82.1	Teddy Bridgewater	Ohio	Sept. 1, 2013
5.	80.8	Brian Brohm	at Cincinnati	Oct. 22, 2005
	80.8	Stefan LeFors	South Florida	Oct. 22, 2004
7.	80.65	Dave Ragone	Cincinnati	Oct. 14, 2000
8.	80.56	Marty Lowe	at Navy	Oct. 22, 1994
9.	78.6	Chris Redman	East Carolina	Nov. 14, 1998
10.	78.3	Chris Redman	Western Kentucky	Oct. 31, 1998

### Season

(Minimum 50 Completions)

1.	73.5	Stefan LeFors	2004
2.	71.0	Teddy Bridgewater	2013
3.	68.8	Brian Brohm	2005
4.	68.5	Teddy Bridgewater	2012
5.	67.3	Brian Brohm	2004
6.	65.3	Chris Redman	1998
7.	65.1	Brian Brohm	2007
8.	64.8	Chris Redman	1999
9.	64.5	Teddy Bridgewater	2011
10.	64.1	Malik Cunningham	2020

(Minimum 100 Completions)

1.	73.5	Stefan LeFors	2004
2.	71.0	Teddy Bridgewater	2013
3.	68.8	Brian Brohm	2005
4.	68.5	Teddy Bridgewater	2012
5.	65.3	Chris Redman	1998



TEDDY BRIDGEWATER

6.	65.1	Brian Brohm	2007
7.	64.8	Chris Redman	1999
8.	64.5	Teddy Bridgewater	2011
9.	64.1	Malik Cunningham	2020
10.	63.6	Brian Brohm	2006

(Minimum 200 Completions)

1.	71.0	Teddy Bridgewater	2013
2.	68.8	Brian Brohm	2005
3.	68.5	Teddy Bridgewater	2012
4.	65.3	Chris Redman	1998
5.	65.1	Brian Brohm	2007
6.	64.8	Chris Redman	1999
7.	62.0	Malik Cunningham	2021
8.	61.3	Stefan LeFors	2003
9.	61.0	Dave Ragone	2000
10.	60.3	Dave Ragone	2001

**Career**

(Minimum 100 Completions)

1.	68.4	Teddy Bridgewater	2011-13
2.	66.0	Stefan LeFors	2001-04
3.	65.8	Brian Brohm	2004-07
4.	62.6	Malik Cunningham	2018-22
5.	61.4	Chris Redman	1996-99
6.	60.3	Adam Froman	2009-10
7.	59.0	Will Stein	2009-12
8.	58.6	Hunter Cantwell	2005-08
9.	58.3	Kyle Bolin	2014-16
10.	58.1	Dave Ragone	1999-2002

(Minimum 200 Completions)

1.	68.4	Teddy Bridgewater	2011-13
2.	66.0	Stefan LeFors	2001-04
3.	65.8	Brian Brohm	2004-07
4.	62.6	Malik Cunningham	2018-22
5.	61.4	Chris Redman	1996-99
6.	60.3	Adam Froman	2009-10
7.	58.6	Hunter Cantwell	2005-08
8.	58.1	Dave Ragone	1999-2002
9.	57.0	Lamar Jackson	2015-17
10.	56.2	Jeff Brohm	1989-93

**CONSECUTIVE COMPLETIONS**

1.	18	Dave Ragone	East Carolina	2002
2.	17	Chris Redman	at Tulane	1998
3.	16	Adam Froman	at Connecticut	2009
4.	15	Teddy Bridgewater	at Pittsburgh/USF	2012
	15	Teddy Bridgewater	Missouri State	2012
	15	Stefan LeFors	TCU/at Houston	2004
7.	14	Chris Redman	WKU/at East Carolina	1998
8.	13	Brian Brohm	at Cincinnati	2005
9.	12	Teddy Bridgewater	Ohio/Eastern Kentucky	2013
	12	Brian Brohm	Cincinnati/at Tulane/ Boise	2004
	12	Stefan LeFors	East Carolina/at Miami, Fla.	2004
	12	Stefan LeFors	at Army/at North Carolina	2004

**PASSING YARDS****Game**

1.	592	Chris Redman	at East Carolina	Nov. 14, 1998
2.	555	Brian Brohm	Syracuse	Sept. 22, 2007
3.	506	Chris Redman	Memphis	Oct. 24, 1998
4.	477	Chris Redman	at Tulane	Oct. 17, 1998
5.	474	Chris Redman	Western Kentucky	Oct. 31, 1998
6.	467	Brian Brohm	Utah	Oct. 5, 2007
7.	459	Stefan LeFors	at Texas Christian	Nov. 5, 2003
8.	451	Browning Nagle	Alabama	Jan. 1, 1991
9.	450	Chris Redman	Illinois	Sept. 18, 1999
10.	447	Teddy Bridgewater	Miami, Fla.	Dec. 28, 2013

**Season**

1.	4,042	Chris Redman	1998
2.	4,024	Brian Brohm	2007
3.	3,970	Teddy Bridgewater	2013
4.	3,718	Teddy Bridgewater	2012
5.	3,660	Lamar Jackson	2017
6.	3,647	Chris Redman	1999
7.	3,543	Lamar Jackson	2016
8.	3,145	Stefan LeFors	2003
9.	3,079	Chris Redman	1997
10.	3,056	Dave Ragone	2001

**Career**

1.	12,541	Chris Redman	1996-99
2.	10,775	Brian Brohm	2004-07
3.	9,817	Teddy Bridgewater	2011-13
4.	9,664	Malik Cunningham	2018-22
5.	9,043	Lamar Jackson	2015-17
6.	8,564	Dave Ragone	1999-2002
7.	7,024	Jay Gruden	1985-88
8.	5,853	Stefan LeFors	2001-04
9.	5,496	Ed Rubbert	1983-86
10.	5,451	Jeff Brohm	1989-93

**TOUCHDOWN PASSES****Game**

1.	6	Lamar Jackson	Charlotte	Sept. 1, 2016
	6	Chris Redman	at East Carolina	Nov. 14, 1998
3.	5	Malik Cunningham	at Duke	Nov. 18, 2021
	5	Malik Cunningham	Syracuse	Nov. 23, 2019
	5	Lamar Jackson	at Marshall	Sept. 24, 2016
	5	Teddy Bridgewater	Ohio	Sept. 1, 2013
	5	Teddy Bridgewater	Temple	Nov. 3, 2012
	5	Brian Brohm	Middle Tennessee	Sept. 6, 2007
	5	Brian Brohm	Oregon State	Sept. 17, 2005
	5	Dave Ragone	East Carolina	Oct. 26, 2002
	5	Chris Redman	Houston	Oct. 23, 1999
	5	Chris Redman	at Kentucky	Sept. 4, 1999
	5	Chris Redman	Boston College	Sept. 26, 1998

MEDIA

PREVIEW

TEAM

COACHES

REVIEW

HONORS

PROS

RECORDS

UOFL





# Passing Records

MEDIA

PREVIEW

TEAM

COACHES

REVIEW

HONORS

PROS

RECORDS

UOFL

## Season

1.	31	Teddy Bridgewater	2013
2.	30	Lamar Jackson	2016
	30	Brian Brohm	2007
4.	29	Chris Redman	1999
	29	Chris Redman	1998
6.	27	Lamar Jackson	2017
	27	Teddy Bridgewater	2012
	27	Dave Ragone	2000
9.	24	Dave Ragone	2002
10.	23	Dave Ragone	2001

## Career

1.	84	Chris Redman	1996-99
2.	74	Dave Ragone	1999-2002
3.	72	Teddy Bridgewater	2011-13
4.	71	Brian Brohm	2004-07
5.	70	Malik Cunningham	2018-22
6.	69	Lamar Jackson	2015-17
7.	44	Jay Gruden	1985-88
8.	38	Stefan LeFors	2001-04
	38	Jeff Brohm	1989-93
10.	34	John Madeya	1970-72

## ■ INTERCEPTIONS THROWN

### Game

1.	6	Erik Watts	Florida State	Nov. 2, 1991
2.	5	Dean May	Miami, Fla.	Oct. 2, 1982
	5	John Madeya	at Southern Illinois	Nov. 11, 1972
	5	Oscar Brohm	North Texas	Nov. 16, 1968
	5	Wally Oyler	at North Texas	Sept. 30, 1967
	5	Benny Russell	at Kent State	Nov. 20, 1965
	5	Tom LaFramboise	at Southern Illinois	Sept. 26, 1964
	5	Johnny Unitas	Washington & Lee	Nov. 17, 1951

## Season

1.	28	Ed Rubbert	1984
2.	21	Jay Gruden	1987
3.	19	Wally Oyler	1968
4.	18	Jay Gruden	1988
	18	Tom LaFramboise	1964
6.	17	Marty Lowe	1994
	17	John Madeya	1972
	17	Gary Inman	1969
	17	Benny Russell	1965
	17	John Giles	1961

## Career

1.	54	Jay Gruden	1985-88
2.	51	Chris Redman	1996-99
3.	50	Ed Rubbert	1983-86
4.	44	John Madeya	1970-72
	44	John Giles	1959-62
6.	35	Tom LaFramboise	1962-64
7.	34	Dean May	1980-83
	34	Johnny Unitas	1951-54
9.	32	Wally Oyler	1966-68
10.	31	Benny Russell	1964-66

## ■ CONSECUTIVE PASSES WITHOUT AN INTERCEPTION

### Start of Career

1.	83	Mike Watkins	1997-2000
2.	78	Johnny Unitas	1951
3.	68	Will Gardner	2013-14
4.	56	Chris Redman	1999
5.	53	Reggie Bonnafon	2014
6.	52	Brian Brohm	2004

7.	51	Dave Ragone	1999-2000
8.	46	Adam Froman	2009
9.	43	Will Stein	2009
10.	32	Hunter Cantwell	2005

## Season

1.	175	Marty Lowe	1995
2.	173	Stefan LeFors	2004
3.	144	Teddy Bridgewater	2013
4.	131	Will Gardner	2014
5.	129	Stefan LeFors	2003
6.	124	Brian Brohm	2007
7.	117	Dave Ragone	2001
8.	115	Brian Brohm	2005
	115	Dave Ragone	2002
10.	114	Lamar Jackson	2017
11.	113	Lamar Jackson	2016
	113	Teddy Bridgewater	2013
13.	109	Brian Brohm	2006
	109	Jeff Brohm	1993
15.	108	Lamar Jackson	2017
16.	107	Chris Redman	1998
17.	106	Dave Ragone	2000
18.	104	Teddy Bridgewater	2012
	104	Adam Froman	2010
20.	102	Malik Cunningham	2021

## Career

1.	175	Marty Lowe	1995
2.	173	Stefan LeFors	2004
3.	144	Teddy Bridgewater	2013
4.	135	Lamar Jackson	2016-17
5.	131	Will Gardner	2014
6.	129	Stefan LeFors	2003
7.	124	Brian Brohm	2007
8.	119	Dave Ragone	2001-02
9.	117	Dave Ragone	2001
10.	116	Jeff Brohm	1992-93
11.	115	Brian Brohm	2005
	115	Dave Ragone	2002
13.	114	Lamar Jackson	2017
14.	113	Lamar Jackson	2016
	113	Teddy Bridgewater	2013
16.	112	Lamar Jackson	2016-17
17.	109	Brian Brohm	2006
	109	Chris Redman	1998-99
	109	Jeff Brohm	1993
20.	107	Chris Redman	1998
21.	106	Dave Ragone	2000
22.	104	Teddy Bridgewater	2012
	104	Adam Froman	2010
24.	102	Malik Cunningham	2021
25.	100	Chris Redman	1999



BRIAN BROHM



## ■ RECEPTIONS

### Game

1.	15	Arnold Jackson	at Cincinnati	Nov. 6, 1999
	15	Ibn Green	at East Carolina	Nov. 14, 1998
3.	14	Miguel Montano	at Cincinnati	Nov. 8, 1997
	14	Miguel Montano	Southern Miss	Sept. 28, 1996
5.	13	Harry Douglas	at Kentucky	Sept. 15, 2007
	13	Joshua Tinch	at West Virginia	Oct. 15, 2005
	13	Ibn Green	at Memphis	Oct. 16, 1999
8.	12	Harry Douglas	Syracuse	Sept. 22, 2007
	12	Arnold Jackson	at Tulane	Oct. 17, 1998
	12	Jamie Asher	at Kentucky	Sept. 3, 1994
	12	Ralph Dawkins	at Florida	Oct. 24, 1992

### Season

1.	101	Arnold Jackson	1999
2.	90	Arnold Jackson	1998
3.	75	J.R. Russell	2003
4.	73	J.R. Russell	2004
5.	72	Deion Branch	2001
6.	71	Harry Douglas	2007
	71	Deion Branch	2000
8.	70	Tutu Atwell	2019
	70	Harry Douglas	2006
	70	Jamie Asher	1994

### Career

1.	300	Arnold Jackson	1997-2000
2.	217	Ibn Green	1996-99
3.	186	J.R. Russell	2001-04
4.	176	Eli Rogers	2011-14
5.	175	Miguel Montano	1994-97
6.	173	Harry Douglas	2004-07
7.	162	Joshua Tinch	2002-05
8.	156	DeVante Parker	2011-14
9.	154	Dez Fitzpatrick	2017-20
10.	153	Jamie Asher	1991-94

## ■ RECEPTIONS BY A BACK

### Game

1.	12	Ralph Dawkins	at Florida	Oct. 24, 1992
2.	9	Jeremy Wright	Connecticut	Nov. 24, 2012
	9	Lionel Gates	at Texas Christian	Nov. 5, 2003
	9	Frank Moreau	Illinois	Sept. 18, 1999
	9	Ralph Dawkins	Southern Miss	Sept. 28, 1991
6.	8	George Stripling	at West Virginia	Nov. 8, 2007
	8	Carwell Gardner	Southern Miss	Oct. 14, 1989
	8	Rodney Knighton	Tulane	Sept. 5, 1987
	8	Al MacFarlane	Marshall	Oct. 23, 1965
	8	Roger Whitehead	Kent State	Nov. 7, 1964

### Season

1.	46	Carwell Gardner	1989
2.	44	Ralph Dawkins	1991
3.	43	Ralph Dawkins	1992
	43	Rodney Knighton	1987
5.	41	Jeremy Wright	2012
	41	Deon Booker	1988
7.	38	Frank Moreau	1999
8.	37	Ralph Dawkins	1993
9.	35	Leroy Collins	1998
	35	Calvin Arrington	1995
	35	Al MacFarlane	1965

### Career

1.	151	Ralph Dawkins	1990-93
2.	82	Deon Booker	1985-88
3.	75	Al MacFarlane	1963-65
4.	72	Rodney Knighton	1984-87
5.	69	Victor Anderson	2008-11
6.	57	Chris Fitzpatrick	1991-94
	57	Craig Swabek	1985-89
8.	56	Kolby Smith	2003-06
9.	55	Ron Davenport	1981-84
	55	Mike Dennis	1964-66

## ■ RECEPTIONS BY A TIGHT END

### Game

1.	15	Ibn Green	at East Carolina	Nov. 14, 1998
2.	13	Ibn Green	at Memphis	Oct. 16, 1999
3.	12	Jamie Asher	at Kentucky	Sept. 3, 1994
4.	11	Ibn Green	at Army	Oct. 7, 1999
	11	Jamie Asher	at Navy	Oct. 22, 1994
6.	10	Ronnie Ghent	at Duke	Sept. 7, 2002
	10	Ibn Green	at North Carolina	Nov. 9, 1996
	10	Jamie Asher	at Army	Oct. 15, 1994
	10	Cookie Brinkman	at Marshall	Oct. 17, 1970
	10	Jim Zamberlan	Dayton	Oct. 7, 1967

### Season

1.	70	Jamie Asher	1994
2.	60	Ibn Green	1999
3.	59	Jim Zamberlan	1966
4.	55	Ibn Green	1998
	55	Ibn Green	1997
6.	53	Gary Barnidge	2007
7.	52	Jamie Asher	1993
	52	Gary Barnes	1972
9.	50	Cole Hikutini	2016
10.	49	Marshon Ford	2021
	49	David Hatfield	1983

### Career

1.	217	Ibn Green	1996-99
2.	153	Jamie Asher	1991-94
3.	128	Jim Zamberlan	1965-67
4.	127	Marshon Ford	2019-22
5.	120	Ronnie Ghent	2000-03
6.	108	Gary Barnidge	2004-07
7.	95	Gary Barnes	1970-72
8.	89	David Hatfield	1981-84
9.	83	Danny Thomas	1983-86
10.	82	Cookie Brinkman	1968-70

## ■ RECEIVING YARDS

### Game

1.	223	Harry Douglas	at Kentucky	Sept. 15, 2007
2.	214	DeVante Parker	Florida State	Oct. 30, 2014
	214	Ibn Green	at East Carolina	Nov. 14, 1998
4.	205	Harry Douglas	Syracuse	Sept. 22, 2007
5.	197	Cookie Brinkman	at Marshall	Oct. 17, 1970
6.	194	Jamari Staples	at Pittsburgh	Nov. 21, 2015
	194	Deion Branch	Cincinnati	Oct. 14, 2000
	194	Arnold Jackson	Illinois	Sept. 18, 1999
	194	Miguel Montano	Southern Miss	Sept. 28, 1996
10.	193	Mark Clayton	Tennessee State	Oct. 17, 1981

### Season

1.	1,276	Tutu Atwell	2019
2.	1,265	Harry Douglas	2006
3.	1,213	J.R. Russell	2003
4.	1,209	Arnold Jackson	1999
5.	1,188	Deion Branch	2001
6.	1,165	Arnold Jackson	1998
7.	1,159	Harry Douglas	2007
8.	1,112	Mark Clayton	1982
9.	1,034	Tyler Hudson	2022
10.	1,016	Deion Branch	2000

### Career

1.	3,670	Arnold Jackson	1997-2000
2.	2,924	Harry Douglas	2004-07
3.	2,830	Ibn Green	1996-99
4.	2,775	DeVante Parker	2011-14
5.	2,619	J.R. Russell	2001-04
6.	2,589	Dez Fitzpatrick	2017-20
7.	2,505	Jaylen Smith	2015-18
8.	2,307	Tutu Atwell	2018-20
9.	2,305	Miguel Montano	1994-97
10.	2,271	Mario Urrutia	2005-07

MEDIA

PREVIEW

TEAM

COACHES

REVIEW

HONORS

PROS

RECORDS

UOFL





# Receiving Records

## RECEIVING YARDS BY A BACK

### Game

1.	170	Al MacFarlane	Marshall	Oct. 23, 1965
2.	152	Mike Dennis	Dayton	Oct. 9, 1965
3.	147	Mike Dennis	at Marshall	Oct. 22, 1966
4.	146	Al MacFarlane	at Drake	Nov. 13, 1965
5.	134	Lionel Gates	at Texas Christian	Nov. 5, 2003
6.	126	Ralph Dawkins	Memphis	Sept. 12, 1992
7.	122	Sam Madison	at Michigan State	Sept. 21, 1996
8.	115	Carwell Gardner	Southern Miss	Oct. 14, 1989
	115	Carwell Gardner	Syracuse	Dec. 2, 1989
	115	Keith Stephens	at Tulane	Oct. 22, 1988

### Season

1.	614	Carwell Gardner	1989
2.	587	Mike Dennis	1965
3.	524	Al MacFarlane	1965
4.	516	Mike Dennis	1966
5.	506	Ralph Dawkins	1992
6.	491	Ralph Dawkins	1993
7.	446	Al MacFarlane	1964
8.	409	Rodney Knighton	1987
9.	391	Deon Booker	1988
10.	373	Ralph Dawkins	1990

### Career

1.	1,667	Ralph Dawkins	1990-93
2.	1,167	Mike Dennis	1964-66
3.	1,045	Al MacFarlane	1963-65
4.	838	Deon Booker	1985-88
5.	651	Michael Bush	2003-06
6.	638	Lee Calland	1959-62
7.	622	Rodney Knighton	1984-87
8.	614	Carwell Gardner	1989-89
9.	581	Kolby Smith	2003-06
10.	572	Roger Whitehead	1961-64

## RECEIVING YARDS BY A TIGHT END

### Game

1.	214	Ibn Green	at East Carolina	Nov. 14, 1998
2.	197	Cookie Brinkman	at Marshall	Oct. 17, 1970
3.	166	Ibn Green	at Memphis	Oct. 16, 1999
4.	153	Ibn Green	at Army	Oct. 7, 1999
5.	151	Ibn Green	Illinois	Sept. 13, 1997
6.	144	Jamie Asher	at Army	Oct. 15, 1994
7.	141	Jim Zamberlan	Dayton	Oct. 7, 1967
	141	Jim Zamberlan	Drake	Oct. 15, 1966
9.	132	Ibn Green	Kentucky	Sept. 5, 1998
10.	128	Ibn Green	at North Carolina	Nov. 9, 1996

### Season

1.	884	Ibn Green	1998
2.	794	Jamie Asher	1994
3.	747	Jim Zamberlan	1966
4.	731	Ibn Green	1997
5.	680	Ibn Green	1999
6.	668	Cole Hikutini	2016
7.	658	Jamie Asher	1993
8.	655	Gary Barnidge	2007
	655	Gary Barnes	1972
10.	647	Cookie Brinkman	1970

### Career

1.	2,830	Ibn Green	1996-99
2.	1,741	Jamie Asher	1991-94
3.	1,646	Jim Zamberlan	1965-67
4.	1,585	Marshon Ford	2019-22
5.	1,491	Gary Barnidge	2004-07
6.	1,349	Ronnie Ghent	2000-03
7.	1,228	Gary Barnes	1970-72
8.	1,117	Cookie Brinkman	1968-70
9.	1,067	Don Hockensmith	1959-62
10.	1,059	David Hatfield	1981-84

## YARDS PER CATCH

### Game

(Minimum 4 Catches)

1.	38.3	DeVante Parker	at Pittsburgh	Oct. 13, 2012
2.	38.0	Mark Clayton	Oklahoma State	Sept. 25, 1982
3.	37.5	Ahmari Huggins-Bruce	Eastern Kentucky	Sept. 11, 2021
4.	36.5	Al MacFarlane	at Drake	Nov. 13, 1965
5.	34.8	Eric Vaughn	Memphis	Sept. 27, 1986
6.	34.5	Mario Urrutia	Florida Atlantic	Oct. 1, 2005
7.	33.5	Mario Urrutia	Middle Tennessee	Oct. 6, 2006
8.	33.0	Harry Douglas	at Pittsburgh	Nov. 25, 2006
9.	32.0	Ernest Givins	at Houston	Sept. 29, 1984
10.	31.8	James Jones	at West Virginia	Sept. 7, 1985

(Minimum 8 Catches)

1.	26.8	DeVante Parker	Florida State	Oct. 30, 2014
2.	24.3	Deion Branch	Cincinnati	Oct. 14, 2000
3.	22.8	Dez Fitzpatrick	at Boston College	Nov. 28, 2020
	22.8	Arnold Jackson	Army	Nov. 21, 1998
5.	21.6	Jamari Staples	at Pittsburgh	Nov. 21, 2015
6.	21.3	Al MacFarlane	Marshall	Oct. 23, 1965
7.	20.3	Jaylen Smith	at North Carolina	Sept. 9, 2017
8.	19.9	Mark Clayton	at Memphis	Nov. 20, 1982
9.	19.7	Cookie Brinkman	at Marshall	Oct. 17, 1970
10.	19.3	Deion Branch	at Illinois	Sept. 22, 2001

### Season

(Minimum 15 Catches)

1.	29.1	Tyler Harrell	2021
2.	24.6	Mike Dennis	1966
3.	24.4	Gene Sartini	1950
4.	23.5	Larry Hart	1970
5.	22.2	Jaylen Smith	2016
6.	22.1	Mark Clayton	1981
7.	21.8	Seth Dawkins	2019
8.	21.5	Mario Urrutia	2005
9.	20.98	Mark Clayton	1982
10.	20.96	Mike Dennis	1965

(Minimum 50 Catches)

1.	21.0	Mark Clayton	1982
2.	18.2	Tutu Atwell	2019
3.	18.1	Harry Douglas	2006
4.	16.8	Mario Urrutia	2006
5.	16.5	Deion Branch	2001
6.	16.33	Jaylen Smith	2017
7.	16.32	Harry Douglas	2007
8.	16.2	J.R. Russell	2003
9.	16.09	DeVante Parker	2013
10.	16.07	Ibn Green	1998

### Career

(Minimum 50 Catches)

1.	21.2	Mike Dennis	1964-66
2.	20.9	Mark Clayton	1979-82
3.	19.4	Larry Hart	1968-70
4.	18.9	Ernest Givins	1984-85
5.	18.4	Eric Broomfield	1987-90
6.	17.79	DeVante Parker	2011-14
7.	17.77	Kevin Cook	1991-93
8.	17.5	Mario Urrutia	2005-07
9.	17.2	Jamari Staples	2015-16
10.	17.0	Kenny Robinson	1977-80

(Minimum 100 Catches)

1.	17.8	DeVante Parker	2011-14
2.	17.5	Mario Urrutia	2005-07
3.	16.9	Harry Douglas	2004-07
4.	16.8	Dez Fitzpatrick	2017-20
5.	16.480	Jaylen Smith	2015-18
6.	16.479	Tutu Atwell	2018-20
7.	16.1	James Quick	2013-16
8.	15.6	Anthony Cummings	1987-90
9.	15.4	Deion Branch	2000-01
10.	14.1	Zek Parker	1998-2001



### TOUCHDOWN RECEPTIONS

#### Game

1.	5	Anthony Cummings	at Cincinnati	Nov. 3, 1990
2.	4	Lavell Boyd	Houston	Oct. 23, 1999
3.	3	Tutu Atwell	Western Kentucky	Sept. 14, 2019
	3	James Quick	at Florida State	Oct. 17, 2015
	3	DeVante Parker	Kentucky	Nov. 29, 2014
	3	J.R. Russell	Miami, Ohio	Dec. 18, 2003
	3	Damien Dorsey	East Carolina	Oct. 26, 2002
	3	Ibn Green	Kentucky	Sept. 4, 1999
	3	Arnold Jackson	Army	Nov. 21, 1998
	3	Ibn Green	at East Carolina	Nov. 14, 1998
	3	Ibn Green	Illinois	Sept. 13, 1997
	3	Miguel Montano	North Texas	Nov. 18, 1995
	3	Mark Clayton	Richmond	Oct. 16, 1982
	3	Roger Black	Washington, Tenn.	Oct. 18, 1913

#### Season

1.	12	Tutu Atwell	2019
	12	DeVante Parker	2013
	12	Ibn Green	1998
4.	10	DeVante Parker	2012
	10	Arnold Jackson	1998
	10	Anthony Cummings	1990
7.	9	Dez Fitzpatrick	2017
	9	Deion Branch	2001
	9	Deion Branch	2000
	9	Lavell Boyd	1999
	9	Arnold Jackson	1999
	9	Kevin Cook	1993

#### Career

1.	33	DeVante Parker	2011-14
	33	Ibn Green	1996-99
3.	31	Arnold Jackson	1997-2000
4.	25	Anthony Cummings	1987-90
5.	21	Tutu Atwell	2018-20
	21	Dez Fitzpatrick	2017-20
7.	19	J.R. Russell	2001-04
8.	18	Deion Branch	2000-01
	18	Marshon Ford	2019-22
10.	17	Gary Barnidge	2004-07

### TOUCHDOWN RECEPTIONS BY A BACK

#### Game

1.	2	Bilal Powell	at Rutgers	Nov. 26, 2010
	2	Tony Stallings	Cincinnati	Oct. 14, 2000
	2	Calvin Arrington	at Navy	Oct. 22, 1994
	2	Carwell Gardner	Western Kentucky	Nov. 4, 1989
	2	Carwell Gardner	at Wyoming	Sept. 2, 1989
	2	Rodney Knighton	at Purdue	Sept. 19, 1987
	2	Rodney Knighton	Tulane	Sept. 5, 1987
	2	Charlie Mudd	Marshall	Oct. 26, 1963
	2	Pete Bryant	at Dayton	Oct. 15, 1960
	2	Pete Bryant	Eastern Kentucky	Sept. 23, 1960
	2	George Cain	Toledo	Oct. 5, 1957
	2	Tom Lucia	at Xavier	Oct. 8, 1948
	2	Clarence Rodgers	Hanover	Nov. 15, 1912

#### Season

1.	6	Ralph Dawkins	1993
	6	Rodney Knighton	1987
3.	5	Carwell Gardner	1989
	5	Mike Dennis	1966
5.	4	Chris Fitzpatrick	1994
	4	Al MacFarlane	1965
	4	Charlie Mudd	1963
	4	Pete Bryant	1960
	4	George Cain	1957
	4	George Cain	1926
11.	3	Bilal Powell	2010
	3	Tony Stallings	2000
	3	Calvin Arrington	1994
	3	Ralph Dawkins	1992
	3	Deon Booker	1988

3	Deon Booker	1986
3	Steve Jewell	1974
3	Howard Stevens	1972
3	Mike Dennis	1965
3	Lenny Lyles	1955
3	Lenny Lyles	1954
3	Jim Williams	1952
3	Tom Lucia	1948

#### Career

1.	12	Ralph Dawkins	1990-93
2.	8	Mike Dennis	1964-66
	8	Al MacFarlane	1963-65
4.	7	Rodney Knighton	1984-87
	7	Lenny Lyles	1954-57
6.	6	Deon Booker	1985-88
	6	Tom Lucia	1947-50
8.	5	Carwell Gardner	1989-89
	5	Charlie Mudd	1962-63
	5	Pete Bryant	1957-60
	5	George Cain	1954-57

### TOUCHDOWN RECEPTIONS BY A TIGHT END

#### Game

1.	3	Ibn Green	Kentucky	Sept. 4, 1999
	3	Ibn Green	at East Carolina	Nov. 14, 1998
	3	Ibn Green	Illinois	Sept. 13, 1997
	3	Roger Black	Washington, Tenn.	Oct. 18, 1913
5.	2	Several, most recently		
		Marshon Ford	vs. Mississippi State	Dec. 30, 2019

#### Season

1.	12	Ibn Green	1998
2.	8	Cole Hikutini	2016
	8	Ibn Green	1999
	8	Ibn Green	1997
5.	7	Marshon Ford	2019
	7	Gary Barnidge	2007
	7	Gene Sartini	1950
8.	6	Marshon Ford	2020
	6	Don Hockensmith	1961
	6	Dave Rivenbark	1952

#### Career

1.	33	Ibn Green	1996-99
2.	18	Marshon Ford	2019-22
3.	17	Gary Barnidge	2004-07
4.	15	Ronnie Ghent	2000-03
5.	11	Cole Hikutini	2015-16
	11	Jim Zamberlan	1965-67
	11	Don Hockensmith	1959-62
8.	10	Cookie Brinkman	1968-70
9.	9	Gerald Christian	2013-14
	9	Gary Barnes	1970-72
	9	Gene Sartini	1950-55

### 100-YARD RECEIVERS (237)

163	Tyler Hudson	at Clemson	Nov. 12, 2022
142	Tyler Hudson	James Madison	Nov. 5, 2022
101	Tyler Hudson	at Virginia	Oct. 8, 2022
102	Tyler Hudson	at Syracuse	Sept. 3, 2022
100	Tyler Harrell	Virginia	Oct. 9, 2021
100	Marshon Ford	Central Florida	Sept. 17, 2021
151	Ahmari Huggins-Bruce	Eastern Kentucky	Sept. 11, 2021
110	Dez Fitzpatrick	Western Kentucky	Sept. 12, 2020
110	Braden Smith	Western Kentucky	Sept. 12, 2020
114	Tutu Atwell	Miami, Fla.	Sept. 19, 2020
129	Tutu Atwell	Florida State	Oct. 24, 2020
158	Dez Fitzpatrick	Virginia Tech	Oct. 31, 2020
182	Dez Fitzpatrick	at Boston College	Nov. 28, 2020
145	Tutu Atwell	Western Kentucky	Sept. 14, 2019
133	Dez Fitzpatrick	at Florida State	Sept. 21, 2019
170	Seth Dawkins	Boston College	Oct. 5, 2019
110	Tutu Atwell	Boston College	Oct. 5, 2019
108	Dez Fitzpatrick	Boston College	Oct. 5, 2019

MEDIA

PREVIEW

TEAM

COACHES

REVIEW

HONORS

PROS

RECORDS

UOFL





# Receiving Records

125	Dez Fitzpatrick	at Wake Forest	Oct. 12, 2019	183	Joshua Tinch	Rutgers	Nov. 11, 2005
122	Tutu Atwell	Virginia	Oct. 26, 2019	118	Montrell Jones	Syracuse	Nov. 26, 2005
142	Tutu Atwell	at Miami, Fla.	Nov. 9, 2019	122	Broderick Clark	at Army	Sept. 11, 2004
110	Tutu Atwell	at NC State	Nov. 16, 2019	101	J.R. Russell	East Carolina	Oct. 2, 2004
152	Tutu Atwell	Syracuse	Nov. 23, 2019	111	J.R. Russell	South Florida	Oct. 22, 2004
147	Tutu Atwell	Mississippi State	Dec. 30, 2019	146	J.R. Russell	at Memphis	Nov. 4, 2004
100	Jaylen Smith	Florida State	Sept. 29, 2018	107	J.R. Russell	Texas Christian	Nov. 10, 2004
132	Tutu Atwell	Wake Forest	Oct. 27, 2018	148	Joshua Tinch	at Houston	Nov. 20, 2004
107	Jaylen Smith	Wake Forest	Oct. 27, 2018	103	J.R. Russell	at Tulane	Dec. 4, 2004
117	Jaylen Smith	Purdue	Sept. 2, 2017	133	J.R. Russell	at Syracuse	Sept. 13, 2003
183	Jaylen Smith	at North Carolina	Sept. 9, 2017	153	J.R. Russell	Army	Oct. 11, 2003
100	Traveon Samuel	Clemson	Sept. 16, 2017	119	J.R. Russell	at Texas Christian	Nov. 5, 2003
134	Dez Fitzpatrick	at NC State	Oct. 5, 2017	134	Lionel Gates	at Texas Christian	Nov. 5, 2003
133	Seth Dawkins	at NC State	Oct. 5, 2017	111	J.R. Russell	Houston	Nov. 22, 2003
127	Dez Fitzpatrick	Boston College	Oct. 14, 2017	111	J.R. Russell	at Cincinnati	Nov. 28, 2003
118	Jaylen Smith	Boston College	Oct. 14, 2017	144	J.R. Russell	Miami, Ohio	Dec. 18, 2003
107	Jaylen Smith	Mississippi State	Dec. 30, 2017	106	Dontay Spillman	at Colorado State	Sept. 14, 2002
136	Jamari Staples	at Syracuse	Sept. 9, 2016	128	Dontay Spillman	at Army	Sept. 21, 2002
108	James Quick	at Syracuse	Sept. 9, 2016	125	Damien Dorsey	Texas Christian	Oct. 19, 2002
122	James Quick	Florida State	Sept. 17, 2016	158	Damien Dorsey	East Carolina	Oct. 26, 2002
118	Cole Hikutini	North Carolina State	Oct. 22, 2016	109	Deion Branch	New Mexico State	Aug. 23, 2001
120	Jamari Staple	at Virginia	Oct. 29, 2016	184	Zek Parker	at Kentucky	Sept. 1, 2001
123	Jaylen Smith	at Boston College	Nov. 5, 2016	174	Deion Branch	at Illinois	Sept. 22, 2001
100	Cole Hikutini	Kentucky	Nov. 26, 2016	134	Deion Branch	Memphis	Sept. 29, 2001
103	Micky Crum	Houston	Sept. 12, 2015	116	Deion Branch	at Tulane	Nov. 3, 2001
130	James Quick	at Florida State	Oct. 17, 2015	147	Deion Branch	Houston	Nov. 10, 2001
133	Jamari Staples	at Wake Forest	Oct. 30, 2015	161	Deion Branch	at East Carolina	Nov. 15, 2001
194	Jamari Staples	at Pittsburgh	Nov. 21, 2015	133	Deion Branch	at Texas Christian	Nov. 23, 2001
103	Cole Hikutini	2Texas A&M	Dec. 30, 2015	123	Deion Branch	Kentucky	Sept. 2, 2000
174	James Quick	at FIU	Sept. 20, 2014	123	Ronnie Ghent	at Florida State	Sept. 23, 2000
101	James Quick	at Clemson	Oct. 11, 2014	116	Deion Branch	Connecticut	Sept. 30, 2000
132	DeVante Parker	NC State	Oct. 18, 2014	194	Deion Branch	Cincinnati	Oct. 14, 2000
214	DeVante Parker	Florida State	Oct. 30, 2014	131	Deion Branch	East Carolina	Oct. 19, 2000
144	DeVante Parker	at Boston College	Nov. 8, 2014	117	Ronnie Ghent	at Southern Miss	Nov. 4, 2000
180	DeVante Parker	Kentucky	Nov. 29, 2014	170	Deion Branch	Colorado State	Dec. 29, 2000
120	DeVante Parker	Georgia	Dec. 30, 2014	118	Charles Sheffield	at Kentucky	Sept. 4, 1999
116	Kai De La Cruz	Ohio	Sept. 1, 2013	194	Arnold Jackson	Illinois	Sept. 18, 1999
134	DeVante Parker	Eastern Kentucky	Sept. 7, 2013	120	Lavell Boyd	Oklahoma	Sept. 25, 1999
115	Damian Copeland	Rutgers	Oct. 10, 2013	153	Ibn Green	at Army	Oct. 7, 1999
104	DeVante Parker	at Cincinnati	Dec. 5, 2013	108	Arnold Jackson	at Memphis	Oct. 16, 1999
142	DeVante Parker	Miami, Fla.	Dec. 28, 2013	166	Ibn Green	at Memphis	Oct. 16, 1999
153	DeVante Parker	at Pittsburgh	Oct. 13, 2012	119	Arnold Jackson	Houston	Oct. 23, 1999
120	DeVante Parker	Cincinnati	Oct. 26, 2012	173	Lavell Boyd	Houston	Oct. 23, 1999
111	Josh Chichester	Florida International	Sept. 9, 2011	174	Arnold Jackson	at Cincinnati	Nov. 6, 1999
106	Eli Rogers	at Cincinnati	Oct. 15, 2011	100	Ibn Green	at Cincinnati	Nov. 6, 1999
121	Doug Beaumont	at Oregon State	Sept. 18, 2010	161	Arnold Jackson	Southern Miss	Nov. 20, 1999
112	Josh Bellamy	Memphis	Oct. 9, 2010	109	Arnold Jackson	at Boise State	Dec. 30, 1999
146	Scott Long	Southern Miss	Oct. 10, 2009	123	Arnold Jackson	Kentucky	Sept. 5, 1998
107	Trent Guy	Rutgers	Nov. 27, 2009	132	Ibn Green	Kentucky	Sept. 5, 1998
119	Doug Beaumont	Kansas State	Sept. 17, 2008	103	Arnold Jackson	at Utah	Sept. 12, 1998
106	Doug Beaumont	Connecticut	Sept. 26, 2008	120	Arnold Jackson	Boston College	Sept. 26, 1998
134	Scott Long	South Florida	Oct. 25, 2008	133	Arnold Jackson	Cincinnati	Oct. 3, 1998
151	Harry Douglas	Murray State	Aug. 30, 2007	117	Ibn Green	Cincinnati	Oct. 3, 1998
126	Gary Barnidge	Middle Tennessee	Sept. 6, 2007	105	Lavell Boyd	at Southern Miss	Oct. 10, 1998
100	Harry Douglas	Middle Tennessee	Sept. 6, 2007	132	Arnold Jackson	at Tulane	Oct. 17, 1998
142	Mario Urrutia	Middle Tennessee	Sept. 6, 2007	103	Charles Sheffield	at Tulane	Oct. 17, 1998
223	Harry Douglas	at Kentucky	Sept. 15, 2007	146	Lavell Boyd	at Tulane	Oct. 17, 1998
205	Harry Douglas	Syracuse	Sept. 22, 2007	159	Zek Parker	Memphis	Oct. 24, 1998
154	Patrick Carter	Utah	Oct. 5, 2007	126	Arnold Jackson	Western Kentucky	Oct. 31, 1998
118	Harry Douglas	at Cincinnati	Oct. 13, 2007	120	Ibn Green	Western Kentucky	Oct. 31, 1998
105	George Stripling	at West Virginia	Nov. 8, 2007	214	Ibn Green	at East Carolina	Nov. 14, 1998
136	Harry Douglas	at South Florida	Nov. 17, 2007	182	Arnold Jackson	Army	Nov. 21, 1998
110	Mario Urrutia	at Temple	Sept. 9, 2006	120	Arnold Jackson	Utah	Sept. 6, 1997
134	Mario Urrutia	Middle Tennessee	Oct. 6, 2006	151	Ibn Green	Illinois	Sept. 13, 1997
116	Harry Douglas	West Virginia	Nov. 2, 2006	130	Miguel Montano	Penn State	Sept. 20, 1997
113	Mario Urrutia	West Virginia	Nov. 2, 2006	113	Miguel Montano	at Oklahoma	Sept. 27, 1997
112	Gary Barnidge	South Florida	Nov. 18, 2006	118	Arnold Jackson	at Southern Miss	Oct. 4, 1997
132	Harry Douglas	at Pittsburgh	Nov. 25, 2006	114	Arnold Jackson	Tulane	Oct. 11, 1997
144	Mario Urrutia	at Pittsburgh	Nov. 25, 2006	102	Rico Williams	Tulane	Oct. 11, 1997
149	Harry Douglas	Connecticut	Dec. 2, 2006	108	Miguel Montano	East Carolina	Nov. 1, 1997
165	Harry Douglas	Wake Forest	Jan. 2, 2007	148	Miguel Montano	at Cincinnati	Nov. 8, 1997
175	Mario Urrutia	Oregon State	Sept. 17, 2005	122	Sam Madison	at Michigan State	Sept. 21, 1996
133	Mario Urrutia	at South Florida	Sept. 24, 2005	194	Miguel Montano	Southern Miss	Sept. 28, 1996
138	Mario Urrutia	Florida Atlantic	Oct. 1, 2005	105	Miguel Montano	at Tulane	Oct. 12, 1996
130	Joshua Tinch	at West Virginia	Oct. 15, 2005	128	Ibn Green	at North Carolina	Nov. 9, 1996

MEDIA

PREVIEW

TEAM

COACHES

REVIEW

HONORS

PROS

RECORDS

UOFL

## Receiving Records



103	Miguel Montano	at Northern Illinois	Sept. 9, 1995
142	Coswell Sims	Tulane	Nov. 4, 1995
136	Miguel Montano	Tulane	Nov. 4, 1995
104	Miguel Montano	North Texas	Nov. 18, 1995
107	Jamie Asher	at Kentucky	Sept. 3, 1994
117	John Bell	Pittsburgh	Oct. 1, 1994
144	Jamie Asher	at Army	Oct. 15, 1994
108	Jamie Asher	at Navy	Oct. 22, 1994
105	Ralph Dawkins	San Jose State	Sept. 4, 1993
175	Aaron Bailey	at Memphis	Sept. 11, 1993
113	Jamie Asher	at West Virginia	Oct. 9, 1993
111	Jamie Asher	Southern Miss	Oct. 16, 1993
107	Jamie Asher	Navy	Oct. 23, 1993
120	Kevin Cook	Navy	Oct. 23, 1993
101	Aaron Bailey	at Tennessee	Nov. 6, 1993
126	Ralph Dawkins	Memphis	Sept. 12, 1992
102	Greg Brohm	Tulsa	Oct. 17, 1992
117	Anthony Cummings	at Cincinnati	Nov. 3, 1990
118	Eric Broomfield	at Kansas	Sept. 9, 1989
115	Carwell Gardner	Southern Miss	Oct. 14, 1989
102	Anthony Cummings	at Tulsa	Oct. 21, 1989
115	Carwell Gardner	Syracuse	Dec. 2, 1989
115	Keith Stephens	at Tulane	Oct. 22, 1988
100	Rodney Knighton	at Purdue	Sept. 19, 1987
152	Joey Hamilton	Akron	Oct. 24, 1987
120	Joey Hamilton	at Tulsa	Oct. 31, 1987
139	Eric Vaughn	Memphis	Sept. 27, 1986
100	Eric Vaughn	at Tulane	Nov. 8, 1986
107	Eric Vaughn	West Virginia	Nov. 15, 1986
127	James Jones	at West Virginia	Sept. 7, 1985
108	Danny Thomas	Houston	Sept. 28, 1985
111	Ernest Givins	at Virginia Tech	Nov. 9, 1985
106	Danny Thomas	Eastern Kentucky	Nov. 23, 1985
116	David Hatfield	Murray State	Sept. 1, 1984
100	Ernest Givins	Murray State	Sept. 1, 1984
148	Ernest Givins	Southern Methodist	Sept. 15, 1984
128	Ernest Givins	at Houston	Sept. 29, 1984
102	Ernest Givins	at Rutgers	Oct. 20, 1984
160	Carl Williams	Western Kentucky	Sept. 10, 1983
103	David Hatfield	at Virginia Tech	Oct. 1, 1983
152	Mark Clayton	Oklahoma State	Sept. 25, 1982
135	Mark Clayton	Miami, Fla.	Oct. 2, 1982
100	Mark Clayton	Temple	Oct. 9, 1982
159	Mark Clayton	Richmond	Oct. 16, 1982
110	Mark Clayton	Indiana State	Nov. 6, 1982
100	Mark Clayton	at Florida State	Nov. 13, 1982
179	Mark Clayton	at Memphis	Nov. 20, 1982
119	Mark Clayton	Toledo	Sept. 12, 1981
193	Mark Clayton	Tennessee State	Oct. 17, 1981
108	Gary Barnes	at Tampa	Oct. 7, 1972
111	Tony Burdock	Tulsa	Nov. 4, 1972
103	Gary Barnes	Tulsa	Nov. 4, 1972
105	Larry Hart	North Texas	Sept. 26, 1970
197	Cookie Brinkman	at Marshall	Oct. 17, 1970
100	Tony Burdock	Kent State	Oct. 31, 1970
117	Rick Getch	at Southern Illinois	Sept. 21, 1968
107	Lonny Gilbert	Kent State	Nov. 2, 1968



MARSHON FORD

100	Rick Getch	at Cincinnati	Nov. 9, 1968
141	Jim Zamberlan	Dayton	Oct. 7, 1967
114	Jim Zamberlan	North Texas	Oct. 1, 1966
101	Jim Zamberlan	at Dayton	Oct. 8, 1966
108	Bill McMahon	Drake	Oct. 15, 1966
141	Jim Zamberlan	Drake	Oct. 15, 1966
147	Mike Dennis	at Marshall	Oct. 22, 1966
100	Lonny Gilbert	Kent State	Nov. 5, 1966
152	Mike Dennis	Dayton	Oct. 9, 1965
170	Al MacFarlane	Marshall	Oct. 23, 1965
146	Al MacFarlane	at Drake	Nov. 13, 1965
111	Roger Whitehead	Kent State	Nov. 7, 1964
125	Don Hockensmith	Kent State	Nov. 10, 1962
139	Dave Rivenbark	Wayne State	Sept. 27, 1952

## CAREER 100-YARD RECEIVING GAMES

1.	16	Arnold Jackson	1997-2000
2.	12	Deion Branch	2000-01
3.	11	J.R. Russell	2001-04
4.	10	Tutu Atwell	2018-20
	10	DeVante Parker	2011-14
	10	Harry Douglas	2004-07
7.	9	Ibn Green	1996-99
	9	Miguel Montano	1994-97
	9	Mark Clayton	1979-82
10.	8	Dez Fitzpatrick	2017-20
	8	Mario Urrutia	2005-07

## CAREER 150-YARD RECEIVING GAMES

1.	4	Harry Douglas	2004-07
	4	Deion Branch	2000-01
	4	Arnold Jackson	1997-2000
	4	Ibn Green	1996-99
	4	Mark Clayton	1979-82
6.	3	DeVante Parker	2011-14
7.	2	Dez Fitzpatrick	2017-20
	2	Zek Parker	1998-2001

## CAREER 200-YARD RECEIVING GAMES

1.	2	Harry Douglas	2004-07
2.	1	DeVante Parker	2011-14
	1	Ibn Green	1996-99

## CAREER 1,000-YARD RECEIVERS

1.	3,670	Arnold Jackson	1997-2000
2.	2,924	Harry Douglas	2004-07
3.	2,830	Ibn Green	1996-99
4.	2,775	DeVante Parker	2011-14
5.	2,619	J.R. Russell	2001-04
6.	2,589	Dez Fitzpatrick	2017-20
7.	2,505	Jaylen Smith	2015-18
8.	2,307	Tutu Atwell	2018-20
9.	2,305	Miguel Montano	1994-97
10.	2,271	Mario Urrutia	2005-07
11.	2,204	Deion Branch	2000-01
12.	2,195	Joshua Tinch	2002-05
13.	2,032	James Quick	2013-16
14.	2,020	Eli Rogers	2011-14
15.	2,004	Mark Clayton	1979-82
16.	1,804	Zek Parker	1998-2001
17.	1,775	Lavell Boyd	1997-99
18.	1,741	Jamie Asher	1991-94
19.	1,667	Ralph Dawkins	1990-93
20.	1,655	Doug Beaumont	2007-10
21.	1,646	Jim Zamberlan	1965-67
22.	1,585	Marshon Ford	2019-22
23.	1,562	Anthony Cummings	1987-90
24.	1,521	Damian Copeland	2010-13
25.	1,510	Seth Dawkins	2016-19
26.	1,491	Gary Barnidge	2004-07
27.	1,349	Ronnie Ghent	2000-03
28.	1,286	Scott Long	2007-09
29.	1,266	Ernest Givins	1984-85
30.	1,253	Jamari Staples	2015-16
	1,253	Josh Chichester	2008-11

MEDIA

PREVIEW

TEAM

COACHES

REVIEW

HONORS

PROS

RECORDS

UOFL





# Scoring Records

## POINTS SCORED

### Game

1.	40	Roger Black	Washington, Tenn.	Oct. 18, 1913
2.	34	Fred Koster	Rose Poly	Oct. 9, 1926
	34	Fred Koster	at Ogden	Oct. 2, 1926
4.	30	Eric Shelton	East Carolina	Oct. 2, 2004
	30	Leroy Collins	Western Kentucky	Oct. 31, 1998
	30	Anthony Cummings	at Cincinnati	Nov. 3, 1990
	30	C.N. Caldwell	at Moores Hill	Oct. 11, 1913
8.	25	Fred Koster	at Kentucky Wesleyan	Nov. 13, 1926
9.	24	Lamar Jackson	Florida State	Sept. 17, 2016
	24	Lamar Jackson	at Syracuse	Sept. 9, 2016
	24	Seniorise Perry	at Pittsburgh	Oct. 13, 2012
	24	Michael Bush	at West Virginia	Oct. 15, 2005
	24	Eric Shelton	at Memphis	Nov. 4, 2004
	24	Lionel Gates	Houston	Nov. 22, 2003
	24	Lavell Boyd	Houston	Oct. 23, 1999
	24	Frank Moreau	at Army	Oct. 7, 1999
	24	Frank Moreau	Chattanooga	Sept. 11, 1999
	24	Frank Moreau	East Carolina	Nov. 1, 1997
	24	Nathan Poole	Northwestern State	Oct. 14, 1978
	24	Lenny Lyles	Toledo	Nov. 19, 1955
	24	Chris Katope	Rio Grande	Sept. 22, 1941
	24	Bennie McDonald	Eastern Kentucky	Oct. 6, 1928
	24	John Daniel	Washington, Tenn.	Oct. 18, 1913

### Season

1.	144	Michael Bush	2005
2.	132	Lenny Lyles	1957
3.	126	Lamar Jackson	2016
4.	124	Fred Koster	1926
5.	123	Art Carmody	2006
6.	120	Malik Cunningham	2021
	120	Eric Shelton	2004
8.	116	Leroy Collins	1998
9.	113	Art Carmody	2004
10.	112	John Wallace	2013

### Career

1.	433	Art Carmody	2004-07
2.	384	John Wallace	2012-15
3.	310	Blanton Creque	2016-19
4.	300	Malik Cunningham	2018-22
	300	Lamar Jackson	2015-17
	300	Lenny Lyles	1954-57
7.	275	Nate Smith	2000-03
8.	265	James Turner	2019-22
9.	246	Michael Bush	2003-06
10.	216	David Akers	1993-96

## POINTS RESPONSIBLE FOR

### Game

1.	48	Lamar Jackson	Charlotte	Sept. 1, 2016
2.	42	Malik Cunningham	at Duke	Nov. 18, 2021
	42	Lamar Jackson	at Boston College	Nov. 5, 2016
	42	Lamar Jackson	at Marshall	Sept. 24, 2016
5.	40	Roger Black	Washington, Tenn.	Oct. 18, 1913
6.	36	Malik Cunningham	Syracuse	Nov. 23, 2019
	36	Chris Redman	at East Carolina	Nov. 14, 1998
8.	34	Fred Koster	Rose Poly	Oct. 9, 1926
	34	Fred Koster	at Ogden	Oct. 2, 1926
10.	32	Chris Redman	Boston College	Sept. 26, 1998
	32	Lenny Lyles	Central Michigan	Oct. 26, 1957

### Season

1.	308	Lamar Jackson	2016
2.	272	Lamar Jackson	2017
3.	234	Malik Cunningham	2021
4.	200	Dave Ragone	2000
5.	198	Brian Brohm	2007
6.	192	Teddy Bridgewater	2013
	192	Chris Redman	1998
8.	182	Chris Redman	1999
9.	168	Malik Cunningham	2019
	168	Teddy Bridgewater	2012

## Career

1.	720	Malik Cunningham	2018-22
2.	718	Lamar Jackson	2015-17
3.	536	Chris Redman	1996-99
4.	510	Dave Ragone	1999-2002
5.	480	Brian Brohm	2004-07
6.	468	Teddy Bridgewater	2011-13
7.	433	Art Carmody	2004-07
8.	384	John Wallace	2012-15
9.	318	Lenny Lyles	1954-57
10.	310	Blanton Creque	2016-19

## TOUCHDOWNS SCORED

### Game

1.	5	Eric Shelton	East Carolina	Oct. 2, 2004
	5	Leroy Collins	Western Kentucky	Oct. 31, 1998
	5	Anthony Cummings	at Cincinnati	Nov. 3, 1990
	5	Fred Koster	Rose Poly	Oct. 9, 1926
	5	Fred Koster	at Ogden	Oct. 2, 1926
	5	C.N. Caldwell	at Moores Hill	Oct. 11, 1913
7.	4	Lamar Jackson	Florida State	Sept. 17, 2016
	4	Lamar Jackson	at Syracuse	Sept. 9, 2016
	4	Seniorise Perry	at Pittsburgh	Oct. 13, 2012
	4	Michael Bush	at West Virginia	Oct. 15, 2005
	4	Eric Shelton	at Memphis	Nov. 4, 2004
	4	Lionel Gates	Houston	Nov. 22, 2003
	4	Lavell Boyd	Houston	Oct. 23, 1999
	4	Frank Moreau	at Army	Oct. 7, 1999
	4	Frank Moreau	Chattanooga	Sept. 11, 1999
	4	Frank Moreau	East Carolina	Nov. 1, 1997
	4	Nathan Poole	Northwestern State	Oct. 14, 1978
	4	Lenny Lyles	Toledo	Nov. 19, 1955
	4	Chris Katope	Rio Grande	Sept. 22, 1941
	4	Bennie McDonald	Eastern Kentucky	Oct. 6, 1928
	4	Roger Black	Washington, Tenn.	Oct. 18, 1913
	4	John Daniel	Washington, Tenn.	Oct. 18, 1913

### Season

1.	24	Michael Bush	2005
2.	21	Lamar Jackson	2016
	21	Lenny Lyles	1957
4.	20	Malik Cunningham	2021
	20	Eric Shelton	2004
6.	19	Leroy Collins	1998
7.	18	Lamar Jackson	2017
	18	Fred Koster	1926
9.	17	Frank Moreau	1999
	17	Howard Stevens	1972



LAMAR JACKSON



## Career

1.	50	Malik Cunningham	2018-22
	50	Lamar Jackson	2015-17
3.	49	Lenny Lyles	1954-57
4.	41	Michael Bush	2003-06
5.	34	Tom Lucia	1947-50
6.	33	DeVante Parker	2011-14
	33	Ibn Green	1996-99
8.	32	Arnold Jackson	1997-2000
9.	30	Eric Shelton	2003-04
	30	Howard Stevens	1971-72

## ■ TOUCHDOWNS RESPONSIBLE FOR

## Game

1.	8	Lamar Jackson	Charlotte	Sept. 1, 2016
2.	7	Malik Cunningham	at Duke	Nov. 18, 2021
	7	Lamar Jackson	at Boston College	Nov. 5, 2016
	7	Lamar Jackson	at Marshall	Sept. 24, 2016
5.	6	Malik Cunningham	Syracuse	Nov. 23, 2019
	6	Lamar Jackson	at North Carolina	Sept. 9, 2017
	6	Chris Redman	at East Carolina	Nov. 14, 1998
8.	5	Malik Cunningham	Syracuse	Nov. 13, 2021
	5	Lamar Jackson	Boston College	Oct. 14, 2017
	5	Lamar Jackson	Florida State	Sept. 17, 2016
	5	Lamar Jackson	at Syracuse	Sept. 9, 2016
	5	Teddy Bridgewater	Ohio	Sept. 1, 2013
	5	Teddy Bridgewater	Temple	Nov. 3, 2012
	5	Brian Brohm	Middle Tennessee	Sept. 6, 2007
	5	Brian Brohm	Murray State	Aug. 30, 2007
	5	Brian Brohm	Oregon State	Sept. 17, 2005
	5	Eric Shelton	East Carolina	Oct. 2, 2004
	5	Dave Ragone	East Carolina	Oct. 26, 2002
	5	Dave Ragone	at Tulane	Nov. 3, 2001
	5	Chris Redman	Houston	Oct. 23, 1999
	5	Chris Redman	at Kentucky	Sept. 4, 1999
	5	Leroy Collins	Western Kentucky	Oct. 31, 1998
	5	Chris Redman	Cincinnati	Oct. 3, 1998
	5	Chris Redman	Boston College	Sept. 26, 1998
	5	Anthony Cummings	at Cincinnati	Nov. 3, 1990
	5	Lenny Lyles	Central Michigan	Oct. 26, 1957
	5	Fred Koster	Rose Poly	Oct. 9, 1926
	5	Fred Koster	at Ogden	Oct. 2, 1926
	5	John Daniel	Washington, Tenn.	Oct. 18, 1913
	5	Clarence Rodgers	Washington, Tenn.	Oct. 18, 1913
	5	C.N. Caldwell	at Moores Hill	Oct. 11, 1913
	5	Owen Foster	Hanover	Nov. 15, 1912

## Season

1.	51	Lamar Jackson	2016
2.	45	Lamar Jackson	2017
3.	39	Malik Cunningham	2021
4.	33	Brian Brohm	2007
	33	Dave Ragone	2000
6.	32	Teddy Bridgewater	2013
7.	31	Chris Redman	1998
8.	30	Chris Redman	1999
9.	28	Malik Cunningham	2019
	28	Teddy Bridgewater	2012

## Career

1.	120	Malik Cunningham	2018-22
2.	119	Lamar Jackson	2015-17
3.	87	Chris Redman	1996-99
4.	83	Dave Ragone	1999-2002
5.	80	Brian Brohm	2004-07
6.	78	Teddy Bridgewater	2011-13
7.	52	Lenny Lyles	1954-57
8.	48	Jay Gruden	1985-88
9.	45	Stefan LeFors	2001-04
10.	44	Michael Bush	2003-06
	44	Jeff Brohm	1989-93

## Touchdown Passes By A Non-Quarterback

Passer, Pos.	Receiver, Pos.	Opponent	Yds	Date
Braden Smith, WR	Jaelin Carter, WR	Wake Forest	28	Oct. 29, 2022
Braden Smith, WR	Trevion Cooley, RB	Central Florida	45	Sept. 17, 2021
Tutu Atwell, WR	Marshon Ford, TE	Mississippi State	33	Dec. 30, 2019
Ryan Chalifoux, K	Marshon Ford, TE	at NC State	7	Nov. 16, 2019
Patrick Carter, WR	Anthony Allen, RB	Wake Forest	21	Jan. 2, 2007
Michael Bush, RB	Broderick Clark, WR	Texas Christian	48	Nov. 10, 2004
Michael Bush, RB	J.R. Russell, WR	Miami, Ohio	31	Dec. 18, 2003
Michael Bush, RB	Stefan LeFors, QB	at South Florida	5	Oct. 4, 2003
Ralph Dawkins, RB	Kevin Cook, WR	at West Virginia	27	Oct. 9, 1993
Ralph Dawkins, RB	Greg Brohm, SE	Tulsa	23	Oct. 17, 1992
Ernest Givins, WR	Danny Thomas, TE	at Virginia Tech	23	Nov. 9, 1985
Ernest Givins, WR	Junior Jones, FL	Southern Miss	42	Oct. 12, 1985
Don Craft, TB	Randy Butler, FL	at Wichita State	17	Nov. 4, 1978
Don Craft, TB	Greg Searcy, REC	Boston University	20	Oct. 21, 1978
Calvin Prince, TB	Ebb Williams, TE	at Cincinnati	9	Nov. 27, 1976
Ken Porco, FB	John Hunt, HB	Marshall	45	Oct. 31, 1959
Ken Porco, FB	Ted Howard, E	at Dayton	45	Oct. 18, 1958
Pete Bryant, HB	Ed Young, RE	Drake	20	Jan. 1, 1958
Pete Bryant, HB	George Cain, RHB	Drake	40	Jan. 1, 1958
Lenny Lyles, LHB	George Cain, RHB	Ohio	30	Nov. 16, 1957
Lenny Lyles, LHB	Ed Young, RE	Central Michigan	48	Oct. 26, 1957
Lenny Lyles, LHB	Howard Turley, E	Central Michigan	4	Oct. 26, 1957
Joe Trabue, HB	Art Heitlauf, E	Wittenberg	17	Sept. 26, 1947
Joe Trabue, HB	Jack Coleman, E	Wittenberg	46	Sept. 26, 1947

## Kicking

## ■ POINTS BY KICKING

## Game

1.	18	Blanton Creque	NC State	Oct. 22, 2016
2.	16	Art Carmody	Pittsburgh	Nov. 3, 2005
	16	Art Carmody	Middle Tennessee	Sept. 6, 2007
	16	Roger Black	Washington, Tenn.	Oct. 18, 1913
5.	15	Art Carmody	North Carolina	Oct. 8, 2005
6.	14	Blanton Creque	at Wake Forest	Oct. 12, 2019
	14	Blanton Creque	at Kentucky	Nov. 25, 2017
	14	Evan O'Hara	at Syracuse	Sept. 9, 2016
	14	John Wallace	Eastern Kentucky	Sept. 7, 2013
	14	Art Carmody	West Virginia	Nov. 2, 2006
	14	Art Carmody	Middle Tennessee	Oct. 6, 2006
	14	Art Carmody	at Temple	Sept. 9, 2006
	14	Chris Philpott	Connecticut	Oct. 23, 2010
	14	Nate Smith	at Houston	Nov. 18, 2000

## Season

1.	123	Art Carmody	2006
2.	113	Art Carmody	2004
3.	112	John Wallace	2013
4.	109	Blanton Creque	2017
5.	105	Art Carmody	2005
6.	95	John Wallace	2014
7.	92	Art Carmody	2007
	92	Nate Smith	2003
9.	91	John Wallace	2015
10.	88	James Turner	2021

## Career

1.	433	Art Carmody	2004-07
2.	384	John Wallace	2012-15
3.	310	Blanton Creque	2016-19
4.	275	Nate Smith	2000-03
5.	265	James Turner	2019-22
6.	216	David Akers	1993-96
7.	190	Ron Bell	1987-90
8.	180	Chris Philpott	2008-11
	180	Jon Hilbert	1996-99
10.	96	Klaus Wilmsmeyer	1988-91

MEDIA

PREVIEW

TEAM

COACHES

REVIEW

HONORS

PROS

RECORDS

UOFL





# Scoring Records

## POINTS AFTER TOUCHDOWN MADE

### Game

1.	13	Roger Black	Washington, Tenn.	Oct. 18, 1913
2.	10	Art Carmody	Murray State	Aug. 30, 2007
	10	Art Carmody	Cincinnati	Nov. 27, 2004
4.	9	Evan O'Hara	Florida State	Sept. 17, 2016
	9	Evan O'Hara	Charlotte	Sept. 1, 2016
	9	John Wallace	Murray State	Sept. 6, 2014
	9	Art Carmody	North Carolina	Oct. 8, 2005
	9	Art Carmody	Oregon State	Sept. 17, 2005
	9	Art Carmody	at Houston	Nov. 20, 2004
	9	Jon Hilbert	at East Carolina	Nov. 14, 1998
	9	Jon Hilbert	Western Kentucky	Oct. 31, 1998
	9	Pete Compise	Drake	Oct. 15, 1966

### Season

1.	77	Art Carmody	2004
2.	63	Art Carmody	2005
3.	60	Art Carmody	2006
4.	58	Blanton Creque	2017
5.	53	Art Carmody	2007
6.	52	John Wallace	2013
7.	50	John Wallace	2014
	50	Nate Smith	2003
	50	Jon Hilbert	1998
10.	46	James Turner	2021
	46	John Wallace	2015

### Career

1.	253	Art Carmody	2004-07
2.	186	John Wallace	2012-15



JAMES TURNER

3.	157	Blanton Creque	2016-19
4.	143	Nate Smith	2000-03
5.	124	James Turner	2019-22
6.	114	Jon Hilbert	1996-99
7.	111	David Akers	1993-96
8.	84	Chris Philpott	2008-11
9.	82	Ron Bell	1987-90
10.	81	Wilbur Summers	1972-75

## POINTS AFTER TOUCHDOWN ATTEMPTED

### Game

1.	14	Roger Black	Washington, Tenn.	Oct. 18, 1913
2.	10	Art Carmody	Murray State	Aug. 30, 2007
	10	Art Carmody	Cincinnati	Nov. 27, 2004
	10	Bruce Baker	Hanover	Nov. 15, 1912
5.	9	Evan O'Hara	Florida State	Sept. 17, 2016
	9	Evan O'Hara	Charlotte	Sept. 1, 2016
	9	John Wallace	Murray State	Sept. 6, 2014
	9	Art Carmody	North Carolina	Oct. 8, 2005
	9	Art Carmody	Oregon State	Sept. 17, 2005
	9	Art Carmody	at Houston	Nov. 20, 2004
	9	Jon Hilbert	at East Carolina	Nov. 14, 1998
	9	Jon Hilbert	Western Kentucky	Oct. 31, 1998
	9	Pete Compise	Drake	Oct. 15, 1966

### Season

1.	77	Art Carmody	2004
2.	65	Art Carmody	2005
3.	60	Art Carmody	2006
4.	59	Blanton Creque	2017
5.	54	John Wallace	2013
6.	53	Art Carmody	2007
	53	Jon Hilbert	1998
8.	52	Nate Smith	2003
9.	50	John Wallace	2014
	50	George Bertram	1949

### Career

1.	255	Art Carmody	2004-07
2.	193	John Wallace	2012-15
3.	162	Blanton Creque	2016-19
4.	147	Nate Smith	2000-03
5.	127	James Turner	2019-22
6.	121	Jon Hilbert	1996-99
7.	119	David Akers	1993-96
8.	94	Ron Bell	1987-90
9.	91	Chris Philpott	2008-11
10.	88	Pete Compise	1966-68

## POINT AFTER TOUCHDOWN PERCENTAGE

### Season

(Minimum 20 attempts)

1.	100	Art Carmody (77)	2004
	100	Art Carmody (60)	2006
	100	Art Carmody (53)	2007
	100	John Wallace (50)	2014
	100	James Turner (40)	2020
	100	Blanton Creque (33)	2019
	100	Wade Tydlacka (31)	2000
	100	Evan O'Hara (29)	2016
	100	Ryan Payne (22)	2008
10.	98.3	Blanton Creque (59)	2017

### Career

(Minimum 40 attempts)

1.	99.2	Art Carmody	2004-07
2.	97.6	James Turner	2019-22
3.	97.3	Nate Smith	2000-03
4.	96.9	Blanton Creque	2016-19
5.	96.4	John Wallace	2012-15
6.	95.0	Ryan Payne	2008-09
7.	94.4	Phil Ellis	1982-84
8.	94.2	Jon Hilbert	1996-99
9.	93.3	David Akers	1993-96
10.	93.1	Wilbur Summers	1972-75



### ■ CONSECUTIVE POINTS AFTER TOUCHDOWN MADE

1.	116	Art Carmody	Jan. 2, 2006 – Nov. 29, 2007
2.	97	Art Carmody	Sept. 5, 2004 – Oct. 1, 2005
3.	96	John Wallace	Dec. 28, 2013 – Dec. 30, 2015
4.	63	Nate Smith	Oct. 26, 2001 – Sept. 8, 2002
5.	61	Jon Hilbert	Oct. 24, 1998 – Oct. 7, 1999
6.	54	Blanton Creque	Oct. 1, 2016 – Oct. 5, 2017
7.	49	Blanton Creque	Oct. 14, 2017 – Oct. 5, 2018
8.	47	David Akers	Sept. 10, 1994 – Nov. 4, 1995
9.	44	James Turner	Sept. 12, 2020 – Sept. 11, 2021
10.	41	Nate Smith	Nov. 7, 2002 – Oct. 17, 2003

### ■ FIELD GOALS MADE

Game	Points	Player	Team	Date
1.	4	James Turner	North Carolina State	Nov. 19, 2022
	4	James Turner	Virginia	Oct. 9, 2021
	4	Blanton Creque	North Carolina State	Oct. 22, 2016
	4	Chris Philpott	Connecticut	Oct. 23, 2010
	4	Art Carmody	Pittsburgh	Nov. 3, 2005
	4	Nate Smith	at Houston	Nov. 18, 2000

### Season

1.	21	Art Carmody	2006
2.	20	James Turner	2022
	20	John Wallace	2013
4.	17	Blanton Creque	2017
5.	16	Blanton Creque	2016
	16	John Wallace	2012
7.	15	John Wallace	2015
	15	John Wallace	2014
	15	Ron Bell	1989
10.	14	James Turner	2021
	14	Chris Philpott	2010
	14	Art Carmody	2005
	14	Nate Smith	2003

### Career

1.	66	John Wallace	2012-15
2.	60	Art Carmody	2004-07
3.	51	Blanton Creque	2016-19
4.	47	James Turner	2019-22
5.	44	Nate Smith	2000-03
6.	36	Ron Bell	1987-90
7.	35	David Akers	1993-96
8.	32	Chris Philpott	2008-11
9.	24	Wilbur Summers	1972-75
10.	22	Jon Hilbert	1996-99
	22	Klaus Wilmsmeyer	1988-91

### ■ FIELD GOALS ATTEMPTED

Game	Points	Player	Team	Date
1.	6	James Turner	Virginia	Oct. 9, 2021
2.	5	Nate Smith	Texas Christian	Nov. 5, 2003
	5	Ron Bell	Memphis	Nov. 11, 1989
	5	Wilbur Summers	Dayton	Nov. 10, 1973

### Season

1.	26	Ron Bell	1989
2.	25	Art Carmody	2006
3.	24	John Wallace	2013
4.	22	James Turner	2022
	22	James Turner	2021
6.	21	John Wallace	2015
	21	John Wallace	2012
8.	20	Blanton Creque	2017
	20	Nate Smith	2003
10.	19	Blanton Creque	2016
	19	John Wallace	2014
	19	Nate Smith	2002
	19	David Akers	1995

### Career

1.	85	John Wallace	2012-15
2.	73	Art Carmody	2004-07
3.	64	Nate Smith	2000-03

4.	62	Blanton Creque	2016-19
5.	61	David Akers	1993-96
6.	59	James Turner	2019-22
7.	58	Ron Bell	1987-90
8.	47	Wilbur Summers	1972-75
9.	44	Chris Philpott	2008-11
10.	35	Pete Compise	1966-68

### ■ FIELD GOAL PERCENTAGE

#### Season

(Minimum 10 attempts)

1.	90.0	Danny Cerione	1985
2.	87.5	Art Carmody	2005
3.	86.7	James Turner	2020
4.	85.0	Blanton Creque	2017
5.	84.2	Blanton Creque	2016
6.	84.0	Art Carmody	2006
7.	83.3	Blanton Creque	2018
	83.3	John Wallace	2013
9.	81.8	Klaus Wilmsmeyer	1990
10.	80.0	Art Carmody	2004

#### Career

(Minimum 20 attempts)

1.	82.3	Blanton Creque	2016-19
2.	82.2	Art Carmody	2004-07
3.	79.3	James Turner	2019-22
4.	77.6	John Wallace	2012-15
5.	76.9	Danny Cerione	1983-86
6.	73.3	Klaus Wilmsmeyer	1988-91
7.	72.7	Chris Philpott	2008-11
8.	68.8	Nate Smith	2000-03
9.	66.7	Jon Hilbert	1996-99
10.	62.1	Ron Bell	1987-90



ART CARMODY





# Punting Records

## ■ CONSECUTIVE FIELD GOALS MADE

1.	16	Art Carmody	Sept. 9 – Nov. 25, 2006
2.	14	Blanton Creque	Nov. 17, 2016 – Oct. 5, 2017
	14	Art Carmody	Oct. 1, 2005 – Sept. 3, 2006
5.	12	James Turner	Sept. 9, 2022 – Oct. 29, 2022
	12	James Turner	Oct. 24, 2020 – Oct. 2, 2021
6.	10	Blanton Creque	Sept. 14 – Nov. 5, 2016
7.	9	Blanton Creque	Dec. 31, 2017 – Nov. 3, 2018
	9	John Wallace	Nov. 23, 2013 – Sept. 20, 2014
	9	Chris Philpott	Nov. 7, 2009 – Oct. 2, 2010
	9	Nate Smith	Oct. 11 – Nov. 5, 2003

## Game-Winning Field Goals

(Last 5 Minutes or Overtime)

Kicker	Opponent	Date	Yds	Time	Score
Blanton Creque	Boston College	Oct. 5, 2019	41	1:02	41-39
Blanton Creque	at Florida State	Oct. 21, 2017	34	0:05	31-28
John Wallace	at Rutgers	Nov. 29, 2012	29	1:41	20-17
John Wallace	Cincinnati	Oct. 26, 2012	30	OT	34-31 (OT)
Ryan Payne	Southern Miss	Oct. 10, 2009	32	0:30	25-23
Art Carmody	Rutgers	Nov. 29, 2007	33	0:20	41-38
Nate Smith	at Southern Miss	Nov. 14, 2002	27	2 OT	20-17 (2OT)
David Akers	at Tulane	Oct. 12, 1996	39	0:00	23-20
David Akers	at Arizona State	Sept. 17, 1994	31	0:49	25-22
Klaus Wilmsmeyer	West Virginia	Sept. 22, 1990	42	3:42	9-7
Ron Bell	Virginia	Oct. 15, 1988	34	0:10	30-28
Phil Ellis	at Houston	Sept. 29, 1984	22	0:20	30-28
Dave Betz	at Mississippi	Nov. 22, 1980	38	1:54	6-3
Wilbur Summers	Cincinnati	Oct. 27, 1973	27	0:31	10-8

## ■ PUNTS

### Game

1.	13	Wilbur Summers	Cincinnati	Oct. 27, 1973
	13	Tom Hampton	at Centre	Nov. 19, 1938
3.	12	Ryan Johnson	at Clemson	Oct. 11, 2014
	12	Jeremy Borseth	North Carolina	Sept. 21, 1995
	12	Matt Mager	at Maryland	Nov. 17, 1979
	12	Rich Pennella	Cincinnati	Sept. 17, 1977
	12	Kenny Doll	Murray State	Nov. 4, 1933
8.	11	Jeremy Borseth	at Southern Miss	Oct. 7, 1995
	11	Mark Blasinsky	at Missouri	Sept. 26, 1981
	11	Rich Pennella	at Cincinnati	Nov. 27, 1976
	11	Wilbur Summers	at Auburn	Sept. 14, 1974
	11	Scott Marcus	Wichita State	Oct. 23, 1971
	11	Scott Marcus	Drake	Nov. 21, 1970
	11	Cookie Brinkman	North Texas	Sept. 26, 1970
	11	Wally Oyler	at Wichita State	Oct. 29, 1966

### Season

1.	89	Mark Blasinsky	1981
2.	83	Wilbur Summers	1973
3.	81	Wilbur Summers	1974
4.	79	Scott Marcus	1971
5.	76	Mark Blasinsky	1980
6.	72	Rich Pennella	1977
	72	Wilbur Summers	1975
8.	69	Mason King	2018
	69	Joshua Appleby	2015
	69	Jeremy Borseth	1996
	69	Phil Ellis	1982

### Career

1.	247	Jeremy Borseth	1995-98
2.	236	Wilbur Summers	1972-75
3.	224	Mason King	2016-19
4.	207	Brandon Brookfield	1990-94
5.	196	Scott Marcus	1970-72
6.	192	Cory Goettsche	2006-09
7.	188	Klaus Wilmsmeyer	1988-91
8.	184	Kirk Kennedy	1984-87
	184	Mark Blasinsky	1978-81
10.	154	Ryan Johnson	2012-14

## ■ PUNTING YARDS

### Game

1.	531	Ryan Johnson	at Clemson	Oct. 11, 2014
2.	498	Wilbur Summers	at Auburn	Sept. 14, 1974
3.	493	Wilbur Summers	Cincinnati	Oct. 27, 1973
4.	479	Mark Blasinsky	at Missouri	Sept. 26, 1981
5.	470	Brandon Brookfield	at Arizona State	Sept. 19, 1992
6.	464	Scott Marcus	Wichita State	Oct. 23, 1971
7.	451	Tom Hampton	at Centre	Nov. 19, 1938
8.	446	Rich Pennella	Cincinnati	Sept. 17, 1977
9.	439	Klaus Wilmsmeyer	at Wyoming	Sept. 2, 1989
10.	436	Jeremy Borseth	North Carolina	Sept. 21, 1995

### Season

1.	3,579	Mark Blasinsky	1981
2.	3,517	Wilbur Summers	1973
3.	3,302	Wilbur Summers	1974
4.	3,175	Scott Marcus	1971
5.	3,101	Wilbur Summers	1975
6.	2,949	Mark Blasinsky	1980
7.	2,878	Rich Pennella	1977
8.	2,800	Jeremy Borseth	1996
9.	2,798	Mason King	2018
10.	2,791	Joshua Appleby	2015

### Career

1.	9,920	Wilbur Summers	1972-75
2.	9,853	Jeremy Borseth	1995-98
3.	9,526	Mason King	2016-19
4.	8,493	Brandon Brookfield	1990-94
5.	7,603	Cory Goettsche	2006-09
6.	7,495	Scott Marcus	1970-72
7.	7,439	Klaus Wilmsmeyer	1988-91
8.	7,218	Mark Blasinsky	1978-81
9.	6,954	Kirk Kennedy	1984-87
10.	6,193	Ryan Johnson	2012-14

## ■ PUNTING AVERAGE

### Game

(Minimum 5 Punts)

1.	53.5	Wilbur Summers	at West Texas State	Nov. 24, 1973
2.	52.2	Brandon Brookfield	at Texas A&M	Nov. 7, 1992
3.	51.2	Klaus Wilmsmeyer	at West Virginia	Sept. 22, 1990
4.	50.7	Rich Pennella	at Alabama	Oct. 22, 1977
5.	50.6	Mason King	at Houston	Nov. 17, 2016
6.	50.5	Mason King	Louisiana State	Dec. 31, 2016
7.	49.8	Klaus Wilmsmeyer	at Pittsburgh	Oct. 20, 1990
8.	49.0	Cory Goettsche	at Utah	Sept. 26, 2009
	49.0	Cookie Brinkman	Tulsa	Oct. 12, 1968
10.	48.8	Klaus Wilmsmeyer	at Wyoming	Sept. 2, 1989

(Minimum 10 Punts)

1.	47.0	Brandon Brookfield	at Arizona State	Sept. 19, 1992
2.	45.3	Wilbur Summers	at Auburn	Sept. 14, 1974
3.	44.3	Ryan Johnson	at Clemson	Oct. 11, 2014
4.	43.5	Mark Blasinsky	at Missouri	Sept. 26, 1981
5.	42.5	Scott Marcus	at Drake	Sept. 25, 1971
6.	42.3	Wilbur Summers	at Memphis	Oct. 18, 1975
7.	42.2	Scott Marcus	Wichita State	Oct. 23, 1971
8.	42.1	Scott Marcus	Tampa	Oct. 30, 1971
9.	42.0	Wilbur Summers	Mississippi State	Oct. 20, 1973
10.	41.2	Mark Blasinsky	at Southern Miss	Nov. 22, 1980

### Season

(Minimum 25 Punts)

1.	44.6	Mark Vassett	2022
2.	43.88	Mason King	2017
3.	43.87	Mason King	2016
4.	43.1	Wilbur Summers	1975
5.	43.0	Klaus Wilmsmeyer	1990
6.	42.6	Mason King	2019
7.	42.4	Wilbur Summers	1973
8.	41.8	Mark Vassett	2021
9.	41.7	Brandon Brookfield	1992
10.	41.5	Brandon Brookfield	1994

## Punt Return Records



(Minimum 50 Punts)

1.	44.6	Mark Vassett	2022
2.	43.9	Mason King	2016
3.	43.1	Wilbur Summers	1975
4.	42.6	Mason King	2019
5.	42.4	Wilbur Summers	1973
6.	41.7	Brandon Brookfield	1992
7.	41.5	Brandon Brookfield	1994
8.	40.8	Wilbur Summers	1974
9.	40.62	Wade Tydlacka	2001
10.	40.58	Jeremy Borseth	1996

**Career**

(Minimum 100 Punts)

1.	43.2	Mark Vassett	2021-22
2.	42.5	Mason King	2016-19
3.	42.0	Wilbur Summers	1972-75
4.	41.0	Brandon Brookfield	1990-94
5.	40.2	Ryan Johnson	2012-14
6.	39.9	Jeremy Borseth	1995-98
7.	39.60	Cory Goettsche	2006-09
8.	39.57	Klaus Wilmsmeyer	1988-91
9.	39.4	Rich Pennella	1976-77
10.	39.2	Mark Blasinsky	1978-81

**■ PUNT RETURNS****Game**

1.	8	Montrell Jones	Texas Christian	Nov. 10, 2004
2.	8	Herbie Phelps	Cincinnati	Nov. 11, 1967
3.	7	James Quick	at Florida International	Sept. 20, 2014
4.	7	Arnold Jackson	at Illinois	Sept. 19, 1998
5.	7	Rico Clark	at North Carolina	Nov. 9, 1996
6.	7	Rico Clark	Cincinnati	Oct. 26, 1996
7.	7	Herbie Phelps	Dayton	Oct. 7, 1967
8.	7	Herbie Phelps	at North Texas	Sept. 30, 1967

**Season**

1.	40	Montrell Jones	2004
2.	40	Herbie Phelps	1967
3.	33	Damien Dorsey	2002
4.	32	Rico Clark	1996
5.	32	Kevin Miller	1977
6.	31	Arnold Jackson	2000
7.	31	Arnold Jackson	1998
8.	31	Howard Stevens	1972
9.	30	Montrell Jones	2005
10.	29	Joey Smith	1990

**Career**

1.	100	Arnold Jackson	1997-2000
2.	70	Montrell Jones	2004-05
3.	56	Herbie Phelps	1967-68
4.	54	Keith Stephens	1986-88
5.	54	Kevin Miller	1974-77
6.	50	Rico Clark	1993-96
7.	44	Jaire Alexander	2015-17
8.	43	Jamie Perrin	1978-80
9.	42	Greg Campbell	1970-71
10.	38	Howard Stevens	1971-72

**PUNT RETURN YARDS****Game**

1.	159	Damien Dorsey	at Army	Sept. 21, 2002
2.	130	Jaire Alexander	Florida State	Sept. 17, 2016
3.	125	Frank Minnifield	Temple	Oct. 9, 1982
4.	124	Arnold Jackson	Eastern Michigan	Oct. 2, 1999
5.	112	Montrell Jones	Cincinnati	Nov. 27, 2004
6.	109	Joey Hamilton	Akron	Oct. 24, 1987
7.	105	Doug Beaumont	Connecticut	Oct. 23, 2010
8.	100	Dee Smith	at Tulsa	Oct. 21, 1989
9.	98	Bill McMahon	Kent State	Nov. 5, 1966
10.	96	Howard Stevens	at Tampa	Oct. 7, 1972
11.	96	Greg Campbell	Memphis	Nov. 7, 1970

**Season**

1.	508	Damien Dorsey	2002
2.	418	Montrell Jones	2004
3.	382	Joey Smith	1990
4.	378	Howard Stevens	1972
5.	363	Herbie Phelps	1967
6.	311	Montrell Jones	2005
7.	290	Kevin Miller	1977
8.	280	Arnold Jackson	2000
9.	267	Greg Campbell	1970
10.	261	Arnold Jackson	1999
11.	261	Keith Stephens	1986

**Career**

1.	972	Arnold Jackson	1997-2000
2.	729	Montrell Jones	2004-05
3.	594	Herbie Phelps	1967-68
4.	517	Damien Dorsey	2000-02
5.	485	Keith Stephens	1986-88
6.	441	Bill McMahon	1964-66
7.	439	Jaire Alexander	2015-17
8.	433	Greg Campbell	1970-71
9.	404	Doug Beaumont	2007-10
10.	404	Kevin Miller	1974-77

**■ PUNT RETURN AVERAGE****Game**

(Minimum 2 Returns)

1.	65.0	Jaire Alexander	Florida State	Sept. 17, 2016
2.	52.5	Doug Beaumont	Connecticut	Oct. 23, 2010
3.	41.7	Frank Minnifield	Temple	Oct. 9, 1982
4.	35.0	Arnold Jackson	at Kentucky	Aug. 30, 1997
5.	31.7	Bill McMahon	at North Texas	Oct. 2, 1965
6.	29.3	Arnold Jackson	Illinois	Sept. 13, 1997
7.	28.7	Rodjay Burns	Indiana State	Sept. 8, 2018
8.	28.3	Greg Campbell	at Wichita State	Nov. 28, 1970
9.	28.0	Montrell Jones	Cincinnati	Nov. 27, 2004
10.	28.0	Bill McMahon	Dayton	Oct. 9, 1965



JAIRE ALEXANDER

MEDIA

PREVIEW

TEAM

COACHES

REVIEW

HONORS

PROS

RECORDS

UOFL





# Kickoff Return Records

## Season

(Minimum 10 Returns)

1.	20.0	Bill McMahon	1965
2.	16.7	Greg Campbell	1970
3.	15.4	Damien Dorsey	2002
4.	15.21	Doug Beaumont	2010
5.	15.15	Rodjay Burns	2018
6.	15.0	Frank Minnifield	1982
7.	14.9	Keith Humphries	1981
8.	14.8	Dee Smith	1989
9.	14.4	Herbie Phelps	1968
10.	14.3	Arnold Jackson	1997

(Minimum 20 Returns)

1.	15.4	Damien Dorsey	2002
2.	13.2	Joey Smith	1990
3.	12.2	Howard Stevens	1972
4.	11.3	Arnold Jackson	1999
5.	10.50	Jaire Alexander	2016
6.	10.45	Montrell Jones	2004
7.	10.4	Montrell Jones	2005
8.	9.7	Jaire Alexander	2015
9.	9.6	Doug Beaumont	2008
10.	9.3	Keith Stephens	1986

## Career

(Minimum 20 Returns)

1.	15.2	Damien Dorsey	2000-02
2.	13.5	Jim Wagoner	1973-75
3.	13.4	Bill McMahon	1964-66
4.	13.2	Joey Smith	1987-90
5.	11.9	Doug Beaumont	2007-10
6.	11.5	Aaron Bailey	1992-93
7.	10.7	Anthony Floyd	1999-2002
8.	10.61	Herbie Phelps	1967-68
9.	10.58	Howard Stevens	1971-72
10.	10.55	Trent Guy	2006-09

## KICKOFF RETURNS

### Game

1.	8	Hassan Hall	at Clemson	Nov. 3, 2018
	8	Keith Stephens	Florida State	Oct. 25, 1986
	8	Ira Glass	at Memphis	Nov. 22, 1969
4.	7	Hassan Hall	Mississippi	Sept. 6, 2021
	7	Hassan Hall	at Boston College	Nov. 28, 2020
	7	Bilal Powell	Rutgers	Nov. 29, 2007
	7	Trent Guy	Utah	Oct. 5, 2007
	7	Broderick Clark	at Memphis	Nov. 4, 2004
	7	Broderick Clark	Memphis	Nov. 15, 2003
	7	Zek Parker	at Army	Oct. 7, 1999
	7	Antonio Roundtree	Tulane	Oct. 11, 1997
	7	Keith Stephens	Rutgers	Nov. 1, 1986
	7	Eric Vaughn	Indiana State	Oct. 13, 1984

## Season

1.	42	Broderick Clark	2003
	42	Keith Stephens	1986
3.	37	Trent Guy	2009
4.	35	Zek Parker	1999
5.	34	Hassan Hall	2018
	34	Eric Vaughn	1984
7.	33	Keith Stephens	1988
8.	32	Antonio Roundtree	1997
9.	31	Broderick Clark	2002
10.	30	Trent Guy	2007

## Career

1.	103	Zek Parker	1998-2001
2.	100	Keith Stephens	1986-88
3.	97	Broderick Clark	2002-05
4.	95	Hassan Hall	2018-21
5.	86	Trent Guy	2006-09
6.	74	Walter Peacock	1972-75
7.	53	Kevin Miller	1974-77
8.	51	Aaron Bailey	1992-93

9.	43	Ernest Givins	1984-85
	43	Keith Humphries	1981-83

## KICKOFF RETURN YARDS

### Game

1.	247	Hassan Hall	at Clemson	Nov. 3, 2018
2.	220	Hassan Hall	at Wake Forest	Oct. 12, 2019
3.	192	JuJuan Spillman	at Rutgers	Nov. 9, 2006
4.	180	George Cain	at Xavier	Sept. 24, 1955
5.	179	Hassan Hall	Mississippi	Sept. 6, 2021
6.	178	Bilal Powell	Rutgers	Nov. 29, 2007
	178	Antonio Roundtree	Tulane	Oct. 11, 1997
8.	177	Ernest Givins	at Indiana	Sept. 14, 1985
9.	171	Keith Stephens	Tulane	Sept. 5, 1987
10.	170	Trent Guy	at Kentucky	Sept. 19, 2009

## Season

1.	914	Trent Guy	2009
2.	901	Keith Stephens	1986
3.	897	Broderick Clark	2002
4.	860	Zek Parker	1999
5.	821	Broderick Clark	2003
6.	818	Hassan Hall	2018
7.	801	Ernest Givins	1985
8.	793	Hassan Hall	2019
9.	752	Zek Parker	2000
10.	737	Keith Stephens	1988

## Career

1.	2,558	Zek Parker	1998-2001
2.	2,367	Hassan Hall	2018-21
3.	2,227	Keith Stephens	1986-88
4.	2,200	Broderick Clark	2002-05
5.	1,980	Trent Guy	2006-09
6.	1,693	Walter Peacock	1972-75
7.	1,181	Aaron Bailey	1992-93
8.	1,059	Kevin Miller	1974-77
9.	1,054	Ernest Givins	1984-85
10.	998	Jeremy Wright	2010-12

## KICKOFF RETURN AVERAGE

### Game

(Minimum 3 Returns)

1.	55.0	Hassan Hall	at Wake Forest	Oct. 12, 2019
2.	48.0	JuJuan Spillman	at Rutgers	Nov. 9, 2006
3.	47.0	Broderick Clark	Kentucky	Sept. 1, 2009
4.	44.7	Jeremy Wright	Southern Miss	Dec. 21, 2010
5.	44.3	Ernest Givins	at Indiana	Sept. 14, 1985
6.	39.3	Zek Parker	Tulane	Oct. 28, 2000
7.	38.8	Aaron Bailey	at West Virginia	Oct. 9, 1993
8.	38.5	Zek Parker	Chattanooga	Sept. 11, 1999
9.	37.5	Trent Guy	at Kentucky	Sept. 15, 2007
10.	36.3	Zek Parker	Kentucky	Sept. 2, 2000

## Season

(Minimum 10 Returns)

1.	33.4	Walter Peacock	1973
2.	31.3	Mike Blakey	1968
3.	30.6	Jeremy Wright	2010
4.	30.5	Hassan Hall	2019
5.	30.4	Frank Minnifield	1981
6.	30.2	Victor Anderson	2010
7.	30.1	Charles Gaines	2013
8.	28.94	Broderick Clark	2002
9.	28.92	Zek Parker	2000
10.	28.8	Keith Humphries	1982

## Career

(Minimum 15 Returns)

1.	28.2	Jawhar Jordan	2021-Present
2.	27.9	Frank Moore	1966
3.	26.9	Andy Williams	1965-67
4.	25.6	Herbie Phelps	1967-68
5.	25.0	Jeremy Wright	2010-12
6.	24.94	Victor Anderson	2008-11

MEDIA

PREVIEW

TEAM

COACHES

REVIEW

HONORS

PROS

RECORDS

UOFL



7.	24.92	Hassan Hall	2018-21
8.	24.8	Zek Parker	1998-2001
9.	24.5	Ernest Givins	1984-85
10.	24.3	JuJuan Spillman	2006-07

## Defense

### ■ INTERCEPTIONS

#### Game

1.	5	Tom Giannini	Eastern Kentucky	Nov. 18, 1933
2.	3	Gerod Holliman	at Boston College	Nov. 8, 2014
	3	Anthony Floyd	at Southern Miss	Nov. 4, 2000
	3	Kirk Perry	Army	Sept. 17, 1983
5.	2	By many; last by Quincy Riley	vs. Wake Forest	Oct. 29, 2022

#### Season

1.	14	Gerod Holliman	2014
2.	10	Anthony Floyd	2000
3.	8	Ray Buchanan	1991
4.	7	Sam Madison	1995
	7	Anthony Bridges	1993
	7	Kirk Perry	1983
	7	A.J. Jacobs	1974
	7	Wally Oyler	1966
9.	6	William Gay	2006
	6	Kerry Rhodes	2004
	6	Rashad Holman	2000
	6	Sam Madison	1996
	6	Oris Wilson	1978
	6	Bill McMahon	1966
	6	Dan Bednarski	1966

### Career

1.	18	Anthony Floyd	1999-2002
2.	16	Sam Madison	1993-96
3.	15	Ray Buchanan	1989-92
	15	Leon Williams	1978-81
5.	14	Gerod Holliman	2013-14
	14	Rashad Holman	1997-2000
7.	12	John Gainey	1987-90
8.	11	Kerry Rhodes	2001-04
	11	Sebastian Curry	1980-82
	11	Mike Detenber	1967-69
	11	Dan Bednarski	1966-67

### ■ INTERCEPTION RETURN YARDS

#### Game

1.	101	Quincy Riley	Wake Forest	Oct. 29, 2022
2.	95	Don Harold	Cincinnati	Sept. 27, 1975
	95	Larry Ball	Marshall	Oct. 18, 1969
4.	85	Ken Day	at Washington, Mo.	Nov. 27, 1948
5.	82	Anthony Floyd	at Southern Miss	Nov. 4, 2000
6.	79	Anthony Bridges	Arizona State	Sept. 18, 1993
	79	Dan Bednarski	North Texas	Oct. 1, 1966
8.	77	Anthony Bridges	at Pittsburgh	Nov. 14, 1992
9.	74	Michael Brown	Chattanooga	Sept. 11, 1999
	74	Cleo Walker	at Tulsa	Nov. 27, 1969

#### Season

1.	245	Gerod Holliman	2014
2.	184	Anthony Bridges	1993
3.	152	Anthony Floyd	2000
4.	136	Sam Madison	1995
5.	129	Bud Herring	1999
6.	126	A.J. Jacobs	1974



QUINCY RILEY





# Defensive Records



C.J. AVERY

7.	107	Joe Welch	1970
8.	106	Charles Gaines	2013
	106	Dan Bednarski	1966
10.	101	Quincy Riley	2022

**Career**

1.	270	Anthony Bridges	1991-93
2.	245	Gerod Holliman	2013-14
3.	235	Sam Madison	1993-96
4.	232	Anthony Floyd	1999-2002
5.	191	Bud Herring	1997-99
6.	169	Trumaine Washington	2014-17
	169	John Gainey	1987-90
8.	166	Leon Williams	1978-81
	166	Mike Detenber	1967-69
10.	159	Ray Buchanan	1989-92

**INTERCEPTION RETURNS FOR TOUCHDOWN****Game**

1.	1	By many; last by Quincy Riley	vs. Wake Forest	Oct. 29, 2022
----	---	----------------------------------	-----------------	---------------

**Season**

1.	2	Anthony Bridges	1993
	2	Joe Welch	1970

**Career**

1.	3	Anthony Bridges	1991-93
2.	2	Trumaine Washington	2014-17
	2	Terrell Floyd	2011-14
	2	Kerry Rhodes	2001-04

2	Dewayne White	2000-02
2	Mark Sander	1987-90
2	Joe Welch	1970-72

**TACKLES****Game**

1.	35	Doug Buffone	at Kent State	Nov. 20, 1965
2.	30	Tom Jackson	at North Texas	Oct. 16, 1971
3.	29	Andy Culley	Army	Oct. 19, 1991
4.	27	Mike Detenber	vs. Southern Illinois	Sept. 23, 1967
5.	24	Eddie Johnson	at Drake	Sept. 29, 1979
6.	23	Mark Sander	Tulsa	Oct. 8, 1988
	23	Anthony Williams	Oklahoma State	Sept. 25, 1982
8.	22	Lamar Myles	at Kentucky	Sept. 15, 2007
	22	Terry Rice-Lockett	Illinois	Sept. 13, 1997
	22	Alan Campos	at Army	Oct. 15, 1994

**Season**

1.	201	Doug Buffone	1965
2.	177	Doug Buffone	1964
3.	175	Otis Wilson	1977
4.	167	Mark Sander	1988
	167	Ricky Skiles	1979
6.	166	Matt Battaglia	1986
7.	159	Anthony Williams	1982
8.	157	Otis Wilson	1978
9.	155	Terry Rice-Lockett	1997
10.	153	Matt Battaglia	1985

**Career**

1.	495	Doug Buffone	1962-65
2.	488	Mark Sander	1987-90
3.	484	Otis Wilson	1977-79
4.	457	Eddie Johnson	1977-80
5.	415	Ricky Skiles	1975-79
6.	408	Jeff Henry	1976-79
7.	403	Tyrus McCloud	1993-96
8.	385	Pat Fitzgerald	1987-90
9.	373	Tom Jackson	1970-72
10.	349	C.J. Avery	2017-21

**TACKLES FOR LOSS****Game**

1.	7	Elvis Dumervil	at Kentucky	Sept. 4, 2005
2.	6	Leland Taylor	Memphis	Nov. 2, 1996
3.	5	Dewayne White	at Tulane	Nov. 3, 2001
	5	Donovan Arp	Grambling	Sept. 9, 2000
	5	Otis Floyd	Houston	Oct. 23, 1999
	5	Kendrick Gholston	at Memphis	Nov. 15, 1997
	5	Carl Powell	Memphis	Nov. 2, 1996
	5	Mike Flores	Murray State	Sept. 8, 1990
9.	4.5	Devonte' Fields	at Kentucky	Nov. 28, 2015
	4.5	Keith Kelsey	Boston College	Oct. 24, 2015

**Season**

1.	23	Elvis Dumervil	2005
	23	Dewayne White	2001
3.	22.5	Devonte' Fields	2015
4.	19	Michael Josiah	2000
	19	Mike Flores	1989
6.	18.5	Marcus Smith	2013
7.	17.5	Yasir Abdullah	2021
8.	17	Marcus Jones	2003
	17	Dewayne White	2000
10.	16.5	Dewayne White	2002

**Career**

1.	56.5	Dewayne White	2000-02
2.	43	Yasir Abdullah	2018-22
	43	Michael Josiah	1999-2001
4.	42.5	Elvis Dumervil	2002-05
5.	36.5	Marcus Jones	2001-04
6.	36	Tyrus McCloud	1993-96
7.	35	Jeff Henry	1976-79
8.	33	Marcus Smith	2010-13



9.	32.5	Sheldon Rankins	2012-15
10.	32	Lorenzo Mauldin	2011-14
	32	Donovan Arp	1999-2000
	32	Otis Wilson	1977-79

### ■ PASS SACKS

#### Game

1.	6	Elvis Dumervil	at Kentucky	Sept. 4, 2005
2.	5	Mike Flores	Murray State	Sept. 8, 1990
3.	4	Rodney Gnat	Eastern Kentucky	Sept. 11, 2010
	4	Carl Powell	Memphis	Nov. 2, 1996
	4	Joe Johnson	Arizona State	Sept. 18, 1993
	4	Joe Johnson	San Jose State	Sept. 4, 1993
	4	Ted Washington	at Wyoming	Sept. 2, 1989
	4	Richard Tharpe	at Florida State	Sept. 5, 1981
9.	3	By many; last by James Hearn	vs. Virginia	Nov. 12, 2016

#### Season

1.	20	Elvis Dumervil	2005
2.	17	Joe Johnson	1993
3.	15	Dewayne White	2001
4.	14.5	Marcus Smith	2013
5.	14	Mike Flores	1990
6.	13	Michael Josiah	2000
	13	Mike Flores	1989
8.	12	Dewayne White	2000
9.	11	Devonte' Fields	2015
	11	Michael Josiah	2001
	11	Carl Powell	1996

#### Career

1.	37.5	Dewayne White	2000-02
2.	32	Elvis Dumervil	2002-05
3.	31	Michael Josiah	1999-2001
4.	29	Kendrick Gholston	1994-97
5.	27	Mike Flores	1987-90
6.	25	Joe Johnson	1991-93
7.	24	Marcus Smith	2010-13
8.	23.5	Yasir Abdullah	2018-22
9.	23	Marcus Jones	2001-04
10.	20.5	Lorenzo Mauldin	2011-14

### ■ QUARTERBACK HURRIES

#### Game

1.	6	Dewayne White	East Carolina	Oct. 19, 2000
2.	5	Michael Josiah	Cincinnati	Oct. 14, 2000
3.	4	Keith Kelsey	Florida State	Oct. 30, 2014
	4	Marcus Smith	Houston	Nov. 16, 2013
	4	Dewayne White	East Carolina	Oct. 26, 2002
	4	Dewayne White	Army	Nov. 11, 2000
	4	Michael Josiah	East Carolina	Oct. 19, 2000
	4	Chad Lee	Grambling	Sept. 9, 2000
9.	3	By many; last by Yasir Abdullah	vs. Pittsburgh	Oct. 22, 2022

#### Season

1.	22	Dewayne White	2000
2.	21	Michael Josiah	2000
3.	16	Donovan Arp	2000
4.	12	Devonte' Fields	2015
	12	Marcus Smith	2013
6.	11	Lorenzo Mauldin	2014
	11	Dewayne White	2002
8.	10	Devonte' Fields	2016
	10	Chad Lee	2000
10.	9	Trevon Young	2017
	9	Dewayne White	2001

#### Career

1.	42	Dewayne White	2000-02
2.	26	Michael Josiah	1999-2001
3.	22	Devonte' Fields	2015-16
4.	18	Keith Kelsey	2013-16
	18	Lorenzo Mauldin	2010-14

6.	16	Donovan Arp	1999-2000
7.	14	Sheldon Rankins	2012-15
	14	Marcus Smith	2010-13
9.	13	YaYa Diaby	2020-22
10.	12	Chad Lee	1999-2002
	12	Joe Johnson	1991-93

### ■ PASSES BROKEN UP

#### Game


1.	5	Antonio Roundtree	at Illinois	Sept. 19, 1998
	5	Sam Madison	Tulsa	Nov. 26, 1994
3.	4	Chandler Jones	at Wake Forest	Oct. 12, 2019
	4	Antoine Harris	at Memphis	Nov. 4, 2004
	4	J.T. Haskins	at Illinois	Sept. 22, 2001
	4	Anthony Floyd	Tulane	Oct. 28, 2000
	4	Rashad Holman	Grambling	Sept. 9, 2000
	4	Sam Madison	at North Carolina	Nov. 9, 1996
	4	Sam Madison	at Penn State	Sept. 7, 1996
	4	Sam Madison	at Northern Illinois	Sept. 9, 1995
	4	Sam Madison	Pittsburgh	Oct. 1, 1994

#### Season

1.	20	Rashad Holman	2000
2.	17	Anthony Floyd	2000
3.	16	Sam Madison	1996
4.	15	Antonio Roundtree	1998
5.	14	Antoine Harris	2004
	14	Laroni Gallishaw	2002
7.	13	Adrian Bushell	2012
	13	William Gay	2006
	13	Don Bibb	1997
	13	Sam Madison	1995

#### Career

1.	44	Sam Madison	1993-96
2.	42	Rashad Holman	1997-2000
3.	33	Antonio Roundtree	1997-2000
4.	30	Anthony Floyd	1999-2002
5.	28	William Gay	2003-06
6.	25	Arthur Alexander	1986-89
7.	24	Chandler Jones	2018-22
	24	Rico Clark	1993-96
9.	23	Kei'Trel Clark	2020-22
	23	Trumaine Washington	2014-17
	23	Laroni Gallishaw	2001-02



KEI'TREL CLARK





# Defensive Records



**TYLER HUDSON**

## ■ FUMBLES FORCED

### Season

1.	11	Elvis Dumervil	2005
2.	5	James Hearns	2016
	5	Calvin Pryor	2012
4.	4	Yasir Abdullah	2022
	4	Monty Montgomery	2022
	4	James Hearns	2017
	4	Marcus Smith	2013
	4	Ben Sumpter	1992

### Career

1.	12	Elvis Dumervil	2002-05
2.	9	James Hearns	2013-17
	9	Calvin Pryor	2011-13
4.	8	Yasir Abdullah	2018-22
	8	Marcus Smith	2010-13
6.	7	Lamar Myles	2005-07
	7	Tyrus McCloud	1993-96
	7	Monty Montgomery	2019-22
9.	6	Michael Brown	1999-2002
	6	Joe Johnson	1991-93
	6	Andy Culley	1989-92

## ■ FUMBLE RECOVERIES

### Season

1.	7	Billy Perrin	1978
2.	5	Otis Wilson	1977
3.	4	Arthur Alexander	1988
	4	Pat Fitzgerald	1988
	4	Terry Lantz	1987
	4	Chris Sellars	1987
	4	Richard Tharpe	1980
	4	Nick Gagel	1977
	4	Ron Ellington	1976
	4	Fred Hackett	1976
	4	Tom Abood	1975

### Career

1.	11	Billy Perrin	1976-79
2.	9	Tom Abood	1974-77
3.	8	Montavious Stanley	2002-05
	8	Eddie Johnson	1977-80
	8	Otis Wilson	1977-79
6.	7	Chris Sellars	1985-87
	7	Ron Ellington	1973-76

8.	6	Earl Heyman	2005-08
	6	Ricky Skiles	1975-79
10.	5	Michael Brown	1999-2002
	5	Rico Clark	1993-96
	5	Sam Madison	1993-96
	5	Matt Battaglia	1983-86
	5	Mike Minogue	1983-86
	5	Brian Miller	1983-84
	5	Darrell Wimberly	1980-82
	5	Don Harold	1974-77
	5	Ken Kortas	1960-63

## ■ BLOCKED KICKS

### Game

1.	2	Tony Esters	at Kentucky	Aug 31, 1996
	2	Ray Buchanan	Murray State	Sept. 8, 1990
	2	Ted Washington	at San Jose State	Sept. 1, 1990

### Season

1.	4	Ray Buchanan	1990
2.	3	Curry Burns	2002
	3	Brandon Johnson	2002
	3	Ted Washington	1990
5.	2	Adrian Bushell	2011
	2	Tony Esters	1996
	2	Jim Hanna	1993

### Career

1.	6	Ray Buchanan	1989-92
2.	5	Brandon Johnson	2002-05
	5	Ted Washington	1987-90
4.	4	Curry Burns	1999-2002
5.	3	Kerry Rhodes	2001-04
6.	2	Jared Goldwire	2018-20
	2	Adrian Bushell	2011-12
	2	Johnny Patrick	2007-10
	2	Chad Rimpsey	2002-05
	2	Dewayne White	2000-02
	2	Tony Esters	1995-96
	2	Alton Jones	1992-95
	2	Jim Hanna	1990-93
	2	Derek Hawthorne	1988-91

## ■ DEFENSIVE EXTRA POINTS MADE

### Game

1.	1	Ray Buchanan	at Ohio State	Sept. 14, 1991
----	---	--------------	---------------	----------------

### Season

1.	1	Ray Buchanan	—	1991
----	---	--------------	---	------

### Career

1.	1	Ray Buchanan	—	1990-92
----	---	--------------	---	---------

## ■ DEFENSIVE EXTRA POINTS ATTEMPTED

### Game

1.	1	Stacy Thomas	at Clemson	Oct. 1, 2016
	1	Justin Mathews	Middle Tennessee	Oct. 18, 2008
	1	Chris Johnson	at Memphis	Oct. 8, 2002
	1	Derek Hawthorne	Army	Oct. 19, 1991
	1	Ray Buchanan	at Ohio State	Sept. 14, 1991

### Season

1.	1	Stacy Thomas	2016
	1	Justin Mathews	2008
	1	Chris Johnson	2002
	1	Derek Hawthorne	1991
	1	Ray Buchanan	1991

### Career

1.	1	Stacy Thomas	2014-17
	1	Justin Mathews	2008-09
	1	Chris Johnson	2001-02
	1	Ray Buchanan	1990-92
	1	Derek Hawthorne	1988-91

## Returns For Touchdowns



## Kickoff Return Touchdowns (41)

Player	Opponent	Yds	Date
Jawhar Jordan	Air Force	100	2021
Hassan Hall	at Wake Forest	100	2019
Hassan Hall	at Clemson	93	2018
Traveon Samuel	Clemson	100	2015
Corvin Lamb	Miami, Fla.	97	2014
Charles Gaines	Florida International	93	2013
Adrian Bushell	at Connecticut	100	2011
Jeremy Wright	Southern Miss	95	2010
Trent Guy	at Memphis	95	2008
Trent Guy	at Kentucky	100	2007
JuJuan Spillman	at Rutgers	100	2006
Broderick Clark	Cincinnati	92	2002
Broderick Clark	Kentucky	100	2002
Zek Parker	at East Carolina	91	2001
Zek Parker	at Boise State	91	1999
Zek Parker	Southern Miss	94	1999
Zek Parker	Chattanooga	97	1999
Larrame Furman	Wyoming	84	1992
Keith Stephens	Tulane	95	1987
Ernest Givins	Western Kentucky	94	1985
Ernest Givins	at Indiana	93	1985
Frank Minnifield	Tennessee State	89	1981
Greg Searcy	Southern Miss	89	1979
Walter Peacock	Furman	93	1973
Walter Peacock	at Drake	97	1973
Richard Watson	at Memphis	91	1969
Mike Blakey	Drake	100	1968
Mike Blakey	at Cincinnati	98	1968
Andy Williams	at North Texas	94	1967
Andy Williams	Tulsa	99	1966
Frank Moore	at Marshall	98	1966
Al MacFarlane	Southern Illinois	90	1963
Pete Bryant	Western Kentucky	87	1960
George Cain	at Xavier	95	1955
George Cain	at Xavier	80	1955
George Cain	at Eastern Kentucky	100	1954
Jim Williams	Washington & Lee	96	1951
John Brewer	at Akron	92	1949
John Brewer	Murray State	95	1949
Tom Lucia	Washington, Mo.	100	1947
Joe Trabue	Union, Tenn.	90	1946

## Punt Return Touchdowns (36)

Player	Opponent	Yds	Date
Braden Smith	Eastern Kentucky	49	2021
Rodjay Burns	Indiana State	55	2018
Jaire Alexander	Florida State	69	2016
Doug Beaumont	Connecticut	74	2010
Trent Guy	at South Florida	60	2009
Trent Guy	Murray State	54	2007
Trent Guy	West Virginia	40	2006
Montrell Jones	Cincinnati	72	2004
Damien Dorsey	at Army	81	2002
Anthony Floyd	Houston	52	2001
Deion Branch	Western Carolina	61	2001
Arnold Jackson	Illinois	85	1997
Aaron Bailey	at Memphis	67	1993
Frank Minnifield	Temple	88	1982
Keith Humphries	Marshall	83	1981
Kevin Miller	Louisiana Tech	60	1977
Jim Wagoner	at West Texas State	62	1973
Howard Stevens	at Tampa	89	1972
Greg Campbell	Wichita State	42	1971
Greg Campbell	at Wichita State	62	1970
Greg Campbell	Memphis	96	1970
Herbie Phelps	at Marshall	60	1967
Bill McMahon	at North Texas	91	1965
Lenny Lyles	at Murray State	55	1957
Elmer Collina	Toledo	48	1957
Johnny Unitas	Xavier	40	1953
Bill Karns	North Carolina State	81	1951
Tom Lucia	Evansville	72	1949
Don Shelton	Akron	88	1949
Tom Lucia	Saint Joseph's Ind.	87	1949
Tom Lucia	at Washington, Mo.	75	1948
Tom Lucia	Evansville	65	1947
Chris Katope	Evansville	65	1941
Marshall Espie	at Ogden	74	1926

Salem Ford	Franklin	75	1915
Clarence Rodgers	Bethel, Ky.	35	1913

## Fumble Return Touchdowns (43)

Player	Opponent	Yds	Date
Khane Pass	Mississippi State	31	2019
Rodjay Burns	Western Kentucky	30	2019
Sheldon Rankins	Boston College	46	2015
Preston Brown	Memphis	48	2013
James Quick	Central Florida	30	2013
Malcolm Mitchell	at Connecticut	36	2011
Daniel Brown	West Virginia	0	2010
Johnny Patrick	at Memphis	21	2008
Brandon Heath	Tennessee Tech	0	2008
Adrian Grady	Tennessee Tech	19	2008
Earl Heyman	at Connecticut	32	2007
Malik Jackson	West Virginia	13	2006
Zach Anderson	Kentucky	0	2006
Deon Palmer	Pittsburgh	0	2005
Deon Palmer	North Carolina	42	2005
Earl Heyman	North Carolina	30	2005
Montavious Stanley	at Tulane	0	2004
Kerry Rhodes	at Memphis	40	2004
Brandon Johnson	at Cincinnati	20	2003
Devon Thomas	New Mexico State	87	2001
Michael Brown	New Mexico State	81	2001
Curry Burns	Connecticut	31	2000
Courtney Dinkins	at Army	8	1999
Rashad Holman	at Memphis	70	1997
John Fuqua	at Southern Miss	26	1997
Rico Clark	at Kentucky	48	1996
Alan Campos	North Carolina State	20	1994
Jim Hanna	Texas	15	1993
Mel Mills	at Memphis	0	1991
William Blackford	Southern Miss	63	1991
Ricky McFadden	Western Kentucky	24	1990
Bobby Rusley	Western Kentucky	0	1984
Eddie Johnson	Memphis	15	1980
Billy Perrin	Wichita State	0	1976
A.J. Jacobs	at Wichita State	85	1974
Lee Bougess	Marshall	47	1967
Steve Hladio	at Murray State	27	1957
Jerry Wibbels	at Evansville	34	1955
Bill Threlkeld	Georgetown (Ky.)	30	1934
Clarence Nachand	at Ogden	20	1926
Fred Koster	at Georgetown (Ky.)	20	1924
T.T. Manzer	at Transylvania	50	1912

## Interception Return Touchdowns (77)

Player	Opponent	Yds	Date
Quincy Riley	Wake Forest	90	2022
Kei'Trel Clark	Pittsburgh	46	2022
Jaylin Alderman	UCF	66	2021
Tru. Washington	Kent State	37	2017
Stacy Thomas	Purdue	61	2017
Ronald Walker	Wake Forest	31	2016
Tru. Washington	Syracuse	39	2015
Gerod Holliman	at FIU	32	2014
Terrell Floyd	at Connecticut	17	2013
Charles Gaines	at South Florida	70	2013
Terrell Floyd	Florida	38	2013
Mike Evans	at Cincinnati	63	2011
Johnny Patrick	at Rutgers	35	2010
Brandon Heath	Arkansas State	35	2009
Brandon Johnson	Oregon State	15	2005
Kerry Rhodes	Kentucky	56	2004
Kerry Rhodes	Tulane	33	2003
Dewayne White	at Colorado State	55	2002
Dewayne White	at Southern Miss	35	2000
Anthony Floyd	at Southern Miss	36	2000
Rashad Harris	Cincinnati	33	2000
Bud Herring	at Cincinnati	66	1999
Michael Brown	Chattanooga	74	1999
Antonio Roundtree	at Kentucky	56	1999
Sam Madison	at Kentucky	41	1996
Alan Campos	North Texas	23	1995
Johnny Frost	at Wyoming	21	1995
Anthony Bridges	Navy	58	1993
Tom Cavallo	at Pittsburgh	43	1993
Anthony Bridges	Arizona State	79	1993

Anthony Bridges	at Pittsburgh	77	1992
Mark Sander	Boston College	29	1990
Mark Sander	at Tulane	15	1988
Doug Pritchett	Western Kentucky	30	1984
Todd Navarro	at Miami, Fla.	57	1983
Frank Minnifield	at Memphis	56	1982
Joe Kader	Long Beach State	46	1981
Jay Trautwein	Miami, Fla.	55	1980
Ray Payton	at Indiana State	26	1979
Kevin Hill	Boston University	47	1978
Billy Perrin	Wichita State	33	1977
Don Harold	Cincinnati	95	1975
A.J. Jacobs	at North Texas	36	1974
Bill Florence	Furman	38	1973
Lonnie Schuler	at Drake	54	1973
Greg Campbell	Tampa	20	1971
Joe Welch	Long Beach State	65	1970
Joe Welch	Drake	42	1970
Joe Wolke	at Cincinnati	13	1970
Cleo Walker	at Tulsa	74	1969
Larry Ball	Marshall	95	1969
Ed Harmon	Tulsa	65	1966
John Neidert	Kent State	44	1966
Dan Bednarski	North Texas	79	1966
Andy Williams	at Tulsa	42	1965
Bill McMahon	at Dayton	65	1964
Charlie Mudd	at Tulsa	58	1963
Roger Hawley	at Dayton	15	1962
Tom LaFramboise	Tennessee Tech	70	1961
Ernie Green	Bradley	60	1960
Ken Porco	at Kent State	60	1959
Pat Barbato	at Eastern Kentucky	70	1957
John Sowa	at Eastern Kentucky	30	1956
Gil Sturtzel	at Toledo	20	1956
Joe Nicoletti	Wayne State	27	1951
Bill Karns	at Southern Miss	41	1950
Bill Mitchem	at Catawba	40	1949
Tom Lucia	Akron	68	1949
Ken Day	at Washington, Mo.	85	1948
Art Phillips	at Hanover	-	1941
Sonny Bass	Evansville	40	1941
Harry Baden	Western Kentucky	15	1924
Dewey Kimbel	at Western Kentucky	45	1923
Jules LaDurand	Franklin	45	1916
Roger Black	Butler	20	1913
John Daniel	Butler	25	1913
C.N. Caldwell	Bethel, Ky.	10	1913

## Blocked Kick Return Touchdowns (30)

Player	Opponent	Yds	Date
Charles Gaines	at Connecticut (P)	7	2013
Andrew Johnson	at West Virginia (FG)	82	2011
Johnny Patrick	Middle Tennessee (P)	0	2008
Brandon Heath	at Memphis (FG)	60	2008
Tiger Jones	Cincinnati (P)	0	2004
Brandon Johnson	Cincinnati (P)	7	2004
Jon Jackerson	at Kentucky (P)	0	2003
B.J. Steele	at Memphis (P)	5	2002
Joshua Tinch	at Army (P)	0	2002
Brandon Johnson	at Duke (P)	27	2002
Courtney Dinkins	at Kentucky (P)	15	1996
Ray Buchanan	Alabama (P)	0	1991
Derek Hawthorne	Cincinnati (P)	18	1989
Robert Gibson	at Tulane (FG)	47	1988
Doug Pritchett	Tennessee State (P)	0	1984
Mike Minogue	Army (FG)	50	1983
Mike Trainor	Toledo (P)	9	1981
Billy Perrin	at Indiana State (P)	29	1979
Ricky Skiles	Cincinnati (P)	8	1979
Billy Perrin	William & Mary (P)	19	1978
Billy Perrin	South Dakota St. (P)	0	1978
Zarko Ellis	Wichita State (P)	24	1977
Billy Perrin	Boston University (P)	13	1976
Jeff Henry	La.-Monroe (P)	0	1976
Tom Abood	at Pittsburgh (P)	0	1976
Howard Turley	at Bradley (P)	11	1959
Ed Young	Dayton (P)	3	1957
Art Heidlauf	at SE Louisiana (P)	0	1947
Bill Moran	at Marshall (P)	0	1925
John Daniel	Rose Poly (P)	20	1914

MEDIA

PREVIEW

TEAM

COACHES

REVIEW

HONORS

PROS

RECORDS

UOFL





# Freshman Records

## Total Offense

### Total Yards

#### Game

1.	453	Lamar Jackson	Texas A&M	Dec. 30, 2015
----	-----	---------------	-----------	---------------

#### Season

1.	2,800	Lamar Jackson	2015
2.	2,195	Teddy Bridgewater	2011
3.	1,625	*Chris Redman	1996
4.	1,525	*Javian Hawkins	2019
5.	1,047	*Victor Anderson	2008
6.	1,028	Reggie Bonnafon	2014
7.	970	*Malik Cunningham	2018
8.	900	Brian Brohm	2004
9.	766	Jay Gruden	1985
10.	722	*Jalen Mitchell	2021

## Rushing

### Rushing Attempts

#### Game

1.	33	*Darius Ashley	at West Virginia	Nov. 7, 2009
	33	*Greg Hickman	at Memphis	Nov. 10, 1979

#### Season

1.	264	*Javian Hawkins	2019
2.	183	*Victor Anderson	2008
3.	163	Lamar Jackson	2015
4.	155	*Jalen Mitchell	2021
5.	150	*Greg Hickman	1979
6.	121	*Ralph Dawkins	1990
	121	John Brewer	1948
8.	106	*Darius Ashley	2009
9.	96	Anthony Allen	2006
	96	Frank Moreau	1995

### Rushing Yards

#### Game

1.	233	*Javian Hawkins	Syracuse	Nov. 23, 2019
----	-----	-----------------	----------	---------------

#### Season

1.	1,525	*Javian Hawkins	2019
2.	1,047	*Victor Anderson	2008
3.	960	Lamar Jackson	2015
4.	722	*Jalen Mitchell	2021
5.	648	*Greg Hickman	1979
6.	621	*George Stripling	2005
7.	573	John Brewer	1948
8.	542	*Ralph Dawkins	1990
9.	503	Michael Bush	2003
10.	497	*Malik Cunningham	2018

### Rushing Touchdowns

#### Game

1.	3	*Victor Anderson	Kansas State	Sept. 17, 2008
----	---	------------------	--------------	----------------

#### Season

1.	13	Anthony Allen	2006
2.	11	Lamar Jackson	2015
3.	9	*Javian Hawkins	2019
4.	8	*Victor Anderson	2008
5.	7	*George Stripling	2005
6.	6	Michael Bush	2003
7.	5	*Jalen Mitchell	2021
	5	*Malik Cunningham	2018
	5	Reggie Bonnafon	2014
	5	*Ralph Dawkins	1990
	5	Elmer Collina	1955

5	John Brewer	1948
5	Don Shelton	1946
5	Joe Trabue	1946

### 100-Yard Rushers (37)

160	Maurice Turner	Cincinnati	Dec. 17, 2022
102	*Jalen Mitchell	Syracuse	Nov. 13, 2021
112	Trevion Cooley	Boston College	Oct. 23, 2021
168	*Jalen Mitchell	Wake Forest	Dec. 12, 2020
105	*Javian Hawkins	Mississippi State	Dec. 30, 2019
142	*Javian Hawkins	at Kentucky	Nov. 30, 2019
233	*Javian Hawkins	Syracuse	Nov. 23, 2019
130	*Javian Hawkins	Virginia	Oct. 26, 2019
129	*Javian Hawkins	Clemson	Oct. 19, 2019
172	*Javian Hawkins	Boston College	Oct. 5, 2019
123	*Javian Hawkins	Eastern Kentucky	Sept. 7, 2019
122	*Javian Hawkins	Notre Dame	Sept. 2, 2019
100	*Malik Cunningham	North Carolina State	Nov. 17, 2018
129	*Malik Cunningham	Western Kentucky	Sept. 15, 2018
226	Lamar Jackson	Texas A&M	Dec. 30, 2015
186	Lamar Jackson	at Kentucky	Nov. 28, 2015
121	Lamar Jackson	at North Carolina State	Oct. 3, 2015
184	Lamar Jackson	Samford	Sept. 26, 2015
106	Lamar Jackson	Auburn	Sept. 5, 2015
126	L.J. Scott	Murray State	Sept. 6, 2014
164	*Darius Ashley	at West Virginia	Nov. 7, 2009
113	*Victor Anderson	at Syracuse	Nov. 1, 2008
161	*Victor Anderson	Middle Tennessee	Oct. 18, 2008
100	*Victor Anderson	Connecticut	Sept. 26, 2008
176	*Victor Anderson	Kansas State	Sept. 17, 2008
114	*Victor Anderson	Tennessee Tech	Sept. 6, 2008
137	*George Stripling	Syracuse	Nov. 26, 2005
117	*George Stripling	at Cincinnati	Oct. 22, 2005
125	Michael Bush	at Cincinnati	Nov. 28, 2003
137	Michael Bush	Houston	Nov. 22, 2003
100	*Otis Floyd	Northern Illinois	Oct. 19, 1996
140	Frank Moreau	Louisiana-Monroe	Nov. 11, 1995
102	*Ralph Dawkins	Kansas	Sept. 15, 1990
193	*Greg Hickman	at Memphis	Nov. 10, 1979
101	*Greg Hickman	Tulsa	Oct. 13, 1979
116	Ernie Green	North Texas	Nov. 22, 1958
141	Bill Layne	Evansville	Oct. 16, 1954

## Passing

### Passing Attempts

#### Game

1.	63	*Chris Redman	Southern Miss	Sept. 28, 1996
----	----	---------------	---------------	----------------

#### Season

1.	296	Teddy Bridgewater	2011
2.	272	*Chris Redman	1996
3.	247	Lamar Jackson	2015
4.	120	Reggie Bonnafon	2014
5.	116	Jay Gruden	1985
6.	99	Johnny Unitas	1951
7.	98	Brian Brohm	2004
8.	93	Stu Stram	1976
9.	81	Jim Didier	1975
10.	78	*Kyle Bolin	2014
	78	*Will Stein	2009

### Completions

#### Game

1.	35	*Chris Redman	Southern Miss	Sept. 28, 1996
----	----	---------------	---------------	----------------

#### Season

1.	191	Teddy Bridgewater	2011
2.	144	*Chris Redman	1996

MEDIA

PREVIEW

TEAM

COACHES

REVIEW

HONORS

PROS

RECORDS

UOFL



3.	135	Lamar Jackson	2015
4.	66	Brian Brohm	2004
	66	Jay Gruden	1985
6.	61	Reggie Bonnafon	2014
7.	46	Johnny Unitas	1951
8.	45	*Kyle Bolin	2014
9.	43	*Will Stein	2009
10.	40	Evan Conley	2019
	40	*Malik Cunningham	2018

### Passing Yards

#### Game

1.	400	*Chris Redman	Southern Miss	Sept. 28, 1996
----	-----	---------------	---------------	----------------

#### Season

1.	2,129	Teddy Bridgewater	2011
2.	1,840	Lamar Jackson	2015
3.	1,773	*Chris Redman	1996
4.	864	Reggie Bonnafon	2014
5.	839	Jay Gruden	1985
6.	819	Brian Brohm	2004
7.	716	*Kyle Bolin	2014
8.	640	*Hunter Cantwell	2005
9.	613	Evan Conley	2019
10.	602	Johnny Unitas	1951

#### ■ Passing Touchdowns

#### Game

1.	4	Johnny Unitas	Houston	Nov. 10, 1951
----	---	---------------	---------	---------------

#### Season

1.	14	Teddy Bridgewater	2011
2.	12	Lamar Jackson	2015
3.	9	Johnny Unitas	1951
4.	8	*Chris Redman	1996
5.	6	Brian Brohm	2004
6.	5	Reggie Bonnafon	2014
	5	*Hunter Cantwell	2005
	5	Bob Williams	1955

### Receiving

#### ■ Receptions

#### Game

1.	10	*Dez Fitzpatrick	at NC State	Oct. 5, 2017
	10	*Ibn Green	at North Carolina	Nov. 9, 1996

#### Season

1.	47	*Ibn Green	1996
2.	46	*Arnold Jackson	1997
3.	45	*Dez Fitzpatrick	2017
4.	41	Eli Rogers	2011
5.	37	*Michaellee Harris	2011
	37	*Mario Urrutia	2005
7.	35	*Jordan Watkins	2021
8.	34	*John Bell	1994
9.	33	*Joshua Tinch	2002
10.	30	*Josh Chichester	2008

#### ■ Receiving Yards

#### Game

1.	175	*Mario Urrutia	Oregon State	Sept. 17, 2005
----	-----	----------------	--------------	----------------

#### Season

1.	797	*Mario Urrutia	2005
2.	699	*Dez Fitzpatrick	2017
3.	687	*Arnold Jackson	1997
4.	535	*Ibn Green	1996



JORDAN WATKINS

5.	529	*Jordan Watkins	2021
6.	473	*John Bell	1994
7.	455	*Michaellee Harris	2011
8.	454	Eli Rogers	2011
9.	444	Ahmari Huggins-Bruce	2021
10.	429	*Joshua Tinch	2002
	429	*Zek Parker	1998

#### ■ Touchdown Receptions

#### Game

1.	2	By many; last was *Marshon Ford vs. Mississippi State	Dec. 30, 2019
2		Last true freshman: Tutu Atwell vs. Georgia Tech	Oct. 5, 2018

#### Season

1.	9	*Dez Fitzpatrick	2017
2.	7	*Marshon Ford	2019
	7	*Mario Urrutia	2005
	7	*Arnold Jackson	1997
5.	6	DeVante Parker	2011

### Defense

#### ■ Tackles

#### Game

1.	19	*Michael Brown	at Army	Oct. 7, 1999
----	----	----------------	---------	--------------

#### Season

1.	104	*Michael Brown	1999
2.	100	Mike Minogue	1983
3.	89	*Ed Reynolds	1987
4.	88	*Hakeem Smith	2010
5.	83	Dorian Etheridge	2017

\* = Redshirt Freshman

MEDIA

PREVIEW

TEAM

COACHES

REVIEW

HONORS

PROS

RECORDS

UOFL





# NCAA Statistical Champions

## NCAA Individual Statistical Champions

Category	Year	Value
<b>All-Purpose Yards</b>		
Howard Stevens	1972	2,132
<b>Points</b>		
Fred Koster	1926	124
Lenny Lyles	1957	132
<b>Points Per Game</b>		
Michael Bush	2005	14.4
<b>Kickoff Return Yards Per Return</b>		
Frank Moore	1966	27.9
Frank Minnifield	1981	30.4
<b>Average Gain Per Reception</b>		
Larry Hart	1970	24.1
<b>Yards from Scrimmage</b>		
Howard Stevens	1972	1,515
<b>Interceptions</b>		
Gerod Holliman	2014	14
Anthony Floyd	2000	10
<b>Interceptions Per Game</b>		
Gerod Holliman	2014	1.08
Anthony Floyd	2000	0.91
<b>Interception Return Yards</b>		
Gerod Holliman	2014	245
<b>Sacks Per Game</b>		
Marcus Smith	2013	1.12
Elvis Dumervil	2005	1.67
Michael Josiah	2000	1.39
<b>Sacks</b>		
Marcus Smith	2013	16
Elvis Dumervil	2005	20
<b>Tackles for Loss Per Game</b>		
Devonté Fields	2015	1.73
<b>Forced Fumbles</b>		
Elvis Dumervil	2005	10
<b>Forced Fumbles Per Game</b>		
Elvis Dumervil	2005	0.83
<b>Extra Point Attempts</b>		
Art Carmody	2004	77
<b>Extra Points Made</b>		
Art Carmody	2004	77
<b>Passing Yards Per Completion</b>		
Malik Cunningham	2019	18.44
<b>Passing Plays of 70+ Yards</b>		
Malik Cunningham	2021	4
<b>Passing Plays of 90+ Yards</b>		
Malik Cunningham	2021	2
<b>Receiving Plays of 90+ Yards</b>		
Ahmari Huggins-Bruce	2021	1
Tyler Harrell	2021	1
<b>Pass Completion Percentage</b>		
Stefan LeFors	2004	73.5
<b>Passing Yards Per Attempt</b>		
Stefan LeFors	2004	10.1
<b>Passing Efficiency Rating</b>		
Stefan LeFors	2004	181.7
<b>Pass Completion Percentage</b>		
Teddy Bridgewater	2013	71.0
<b>Rushing Plays of 10+ Yards</b>		
Lamar Jackson	2016	65
<b>Rushing Plays of 30+ Yards</b>		
Lamar Jackson	2016	13
<b>Rushing Plays of 70+ Yards</b>		
Javian Hawkins	2020	3
<b>Rushing Plays of 80+ Yards</b>		
Javian Hawkins	2020	1
<b>Rushing Plays of 90+ Yards</b>		
Javian Hawkins	2020	1
<b>Scrimmage Plays of 70+ Yards</b>		
Javian Hawkins	2020	3
<b>Scrimmage Plays of 90+ Yards</b>		
Tyler Harrell	2021	1
Ahmari Huggins-Bruce	2021	1
Javian Hawkins	2020	1
<b>Total Offense Yards</b>		
Lamar Jackson	2017	5,261
<b>Total Offense Yards Per Game</b>		
Lamar Jackson	2017	404.7

## NCAA Team Statistical Champions

Category	Year	Value
3rd Down Pct. Defense	2013	26.7
4th Down Pct. Defense	2022	19.0
Blocked Punts	2002	9
First Downs Allowed	2013	183
Passing Efficiency Rating	2004	174.36
Passes Intercepted	2014	26
Passing Plays of 90+ Yards	2021	2
Punt Return Defense Yards Per Return	2011	0.5
Pass Completion Percentage	2013	70.8
Passes Had Intercepted	2013	4
Punt Return Defense Yards Per Return	2013	1.2
Rushing Defense Yards Per Game	2013	80.7
Rushing Plays of 70+ Yards	2020	4
Rushing Plays of 90+ Yards	2020	1
Rushing Plays of 20+ Yards	2021	31
Sack Yardage	2022	347
	2013	310
Sack Yardage Per Game	2022	26.7
	2013	23.8
Sacks	2022	50
Sacks Per Game	2022	3.8
	2013	3.3
Scrimmage Plays of 90+ Yards	2021	2
	2020	1
Scrimmage Plays of 60+ Yards	2020	9
Scrimmage Plays of 70+ Yards	2020	6
Scoring Offense Points Per Game	2004	49.8
Total Offense Yards Per Game	2004	539.0
	1998	559.64
Total Blocked Kicks	2002	12
Total Defense Yards Per Game	2013	251.5
Turnovers Gained	1995	41
Turnovers Lost	2013	10

## NCAA Individual Statistical Records

- Most Touchdowns Rushing (Quarter)**  
4, Frank Moreau vs. East Carolina, 1997
- Most Consecutive Games Passing for 300 and Rushing for 100**  
2, Lamar Jackson, 2017
- Most Yards Gained by Completion (Season)**  
18.4, Malik Cunningham, 2019
- Most Receiving Touchdowns by Tight End (Career)**  
33, Ibn Green, 1996-99
- 20 Rushing Touchdowns and 20 Passing Touchdowns**  
Lamar Jackson, 2016
- Pass Sacks (Game)**  
6, Elvis Dumervil vs. Kentucky, 2005
- Forced Fumbles**  
10, Elvis Dumervil, 2005
- Interceptions (Season)**  
14, Gerod Holliman, 2014
- Scoring Touchdowns in Three Different Categories**  
Charles Gaines, 2013



MEDIA

PREVIEW

TEAM

COACHES

REVIEW

HONORS

PROS

RECORDS

UOFL



Devonte Fields topped the league with 22.5 tackles for loss in 2015.

#### First Downs

Year	G	Ru	Pass	Tot	Avg.
2017	13	157	168	352	27.1

#### Scoring Defense

Year	G	TD	FG	Pts	Avg.
2022	13	30	13	249	19.2

#### Passing Efficiency

Year	G	C-A	Yds.	TD	Rating
2019	13	178-302	3,048	32	172.7

#### Pass Defense

Year	G	Avg.	Rating
2020	11	189.2	127.79

#### Sacks Per Game

Year	G	Sacks	Avg.
2022	13	50.0	3.85

#### Pass Offense

Year	G	C-A	Yds.	TD	Pct.
2017	13	277-464	299.8	29	59.7

#### Sacks Allowed

Year	G	Avg.
2021	13	1.54

#### Scoring Offense

Year	G	TD	Pts.	Avg.
2017	13	64	495	38.1
2016	13	71	553	42.5

#### Tackles for Loss Allowed

Year	G	Avg.
2021	13	4.77

#### Total Offense

Year	G	Yds.	Yds/Play	Avg.
2017	13	7,084	7.4	544.9
2016	13	6,925	7.2	532.7

#### Fumbles Forced

Year	Name	G	FF	Avg.
2017	James Hearn	12	4	0.33

#### Fumbles Recovered

Year	Name	G	FR	Avg.
2022	Momo Sanogo	13	3	0.23

#### Interceptions

Year	Name	G	Int	Yds.	Avg.
2014	Gerod Holliman	13	14	245	1.08

#### Passes Defended

Year	Name	G	Brk	Int	Tot
2014	Gerod Holliman	13	3	14	17

#### Passing Yards Per Game

Year	Name	G	C-A	Yds	TD	Avg.
2017	Lamar Jackson	13	254-430	3,660	27	281.5

#### Receiving Yards Per Game

Year	Name	G	Rec.	Yds	TD	Avg.
2019	Tutu Atwell	13	70	1,276	12	98.2

#### Rushing Yards Per Game

Year	Name	G	Ru	Yds	TD	Avg.
2017	Lamar Jackson	13	232	1,601	18	123.2

#### Scoring

Year	Name	G	TD	Pts	Avg.
2016	Lamar Jackson	13	21	126	9.7

#### Solo Tackles

Year	Name	G	Avg.	Tot
2021	Qwynnterrio Cole	13	5.0	65

#### Tackles for Loss

Year	Name	G	TFL	Avg.
2015	Devonte Fields	13	22.5	1.7

#### Total Offense

Year	Name	G	Pl	Yds	Avg.
2016	Lamar Jackson	13	669	5,114	393.4

#### Total Touchdowns

Year	Name	G	Tot
2021	Malik Cunningham	13	20

MEDIA

PREVIEW

TEAM

COACHES

REVIEW

HONORS

PROS

RECORDS

UOFL





# ACC Records

## Individual ACC Records

### ■ GAME

#### Total Offense Yards

610..... Lamar Jackson at Syracuse .....2016

#### Passing Touchdowns

6..... Lamar Jackson vs. Charlotte .....2016

### ■ SEASON

#### Total Offense Yards

5,261..... Lamar Jackson .....2017

#### Touchdowns Responsible For

8..... Lamar Jackson vs. Charlotte .....2016

#### Touchdowns Responsible For

51..... Lamar Jackson .....2016

#### Points Responsible For

306..... Lamar Jackson .....2016

#### 100-Yard Rushing Games

10..... Lamar Jackson .....2017

#### Rushing Yards By Quarterback

1,601..... Lamar Jackson .....2017

#### Rushing Touchdowns By Quarterback

21..... Lamar Jackson .....2016

#### Interceptions

14..... Gerod Holliman .....2014

#### Interception Return Yards

245..... Gerod Holliman .....2014

### ■ CAREER

#### 500-Yard Total Offense Games

3..... Lamar Jackson .....2015-17

#### 400-Yard Total Offense Games

14..... Lamar Jackson .....2015-17

#### Total Offense Yards Per Game

346.7..... Lamar Jackson .....2015-17

#### Rushing Yards By Quarterback

4,132..... Lamar Jackson .....2015-17

#### Rushing Touchdowns By Quarterback

50..... Lamar Jackson .....2015-17

## Team ACC Records

### ■ GAME

#### Passing Touchdowns

8..... vs. Charlotte .....2016



Quarterback Lamar Jackson owns 14 ACC records, including the mark with 51 touchdowns responsible for. He was named the ACC Player of the Year in 2016.



Safety Gerod Holliman recorded 14 interceptions during the 2014 season and won the Jim Thorpe Award as the top defensive back in the nation.



MEDIA

PREVIEW

TEAM

COACHES

REVIEW

HONORS

PROS

RECORDS

UOFL



**Last Time Overall Record Was...**

0-1: ..... 2022	5-0: ..... 2013
0-2: ..... 2015	5-1: ..... 2016
0-3: ..... 2015	5-2: ..... 2014
0-4: ..... 1975	5-3: ..... 2022
0-5: ..... 1933	5-4: ..... 2019
0-6: ..... 1933	5-5: ..... 2021
0-7: ..... 1933	5-6: ..... 2010
0-8: ..... 1932	5-7: ..... 2008
0-9: ..... 1932	
0-10: ..... Never	6-0: ..... 2013
0-11: ..... Never	6-1: ..... 2016
0-12: ..... Never	6-2: ..... 2014
	6-3: ..... 2022
1-0: ..... 2020	6-4: ..... 2022
1-1: ..... 2022	6-5: ..... 2021
1-2: ..... 2022	6-6: ..... 2021
1-3: ..... 2020	6-7: ..... 2021
1-4: ..... 2020	
1-5: ..... 1997	7-0: ..... 2012
1-6: ..... 1997	7-1: ..... 2016
1-7: ..... 1997	7-2: ..... 2005
1-8: ..... 1997	7-3: ..... 2014
1-9: ..... 1997	7-4: ..... 2022
1-10: ..... 1997	7-5: ..... 2022
1-11: ..... Never	7-6: ..... 2011
2-0: ..... 2017	8-0: ..... 2012
2-1: ..... 2021	8-1: ..... 2016
2-2: ..... 2022	8-2: ..... 2005
2-3: ..... 2022	8-3: ..... 2014
2-4: ..... 2020	8-4: ..... 2017
2-5: ..... 2020	8-5: ..... 2022
2-6: ..... 2020	
2-7: ..... 2018	9-0: ..... 2012
2-8: ..... 2018	9-1: ..... 2016
2-9: ..... 2018	9-2: ..... 2016
2-10: ..... 2018	9-3: ..... 2016
	9-4: ..... 2016
3-0: ..... 2016	10-0: ..... Never
3-1: ..... 2021	10-1: ..... 2013
3-2: ..... 2021	10-2: ..... 2012
3-3: ..... 2022	10-3: ..... Never
3-4: ..... 2015	
3-5: ..... 2009	11-0: ..... Never
3-6: ..... 2020	11-1: ..... 2013
3-7: ..... 2020	11-2: ..... 2012
3-8: ..... 1986	
3-9: ..... Never	12-0: ..... Never
	12-1: ..... 2013
4-0: ..... 2016	
4-1: ..... 2017	13-0: ..... Never
4-2: ..... 2019	
4-3: ..... 2022	
4-4: ..... 2021	
4-5: ..... 2021	
4-6: ..... 2009	
4-7: ..... 2020	
4-8: ..... 2009	

**Teddy Bridgewater led the Cardinals to a school best 12-1 record in 2013.**

**10-Win Seasons**

Year	Record	Pts	Opp	Coach
1990	10-1-1	345	149	Howard Schnellenberger
2001	11-2	394	223	John L. Smith
2004	11-1	597	236	Bobby Petrino
2006	12-1	491	212	Bobby Petrino
2012	11-2	405	309	Charlie Strong
2013	12-1	457	158	Charlie Strong

**Undefeated, Untied Seasons**

Year	Record	Pts	Opp	Coach
1925	8-0-0	134	2	Tom King

**Undefeated Seasons**

Year	Record	Pts	Opp	Coach
1947	7-0-1	193	63	Frank Camp

**Undefeated, Untied Conference Seasons**

Year	Record	Pts	Opp	Coach	Conference
1970	4-0-0	101	61	Lee Corso	Missouri Valley
2004	8-0	453	155	Bobby Petrino	Conference USA

**Last Time Conference Record Was...**

0-1: ..... 2022	1-4: ..... 2020	3-0: ..... 2012	5-0: ..... 2004
0-2: ..... 2022	1-5: ..... 2020	3-1: ..... 2016	5-1: ..... 2016
0-3: ..... 2022	1-6: ..... 2020	3-2: ..... 2019	5-2: ..... 2015
0-4: ..... 2020	1-7: ..... Never	3-3: ..... 2022	5-3: ..... 2019
0-5: ..... 2018	2-0: ..... 2016	3-4: ..... 2022	6-0: ..... 2004
0-6: ..... 2018	2-1: ..... 2019	3-5: ..... Never	6-1: ..... 2016
0-7: ..... 2018	2-2: ..... 2021	3-6: ..... Never	6-2: ..... Never
0-8: ..... 2018	2-3: ..... 2022	3-7: ..... 2020	7-0: ..... 2004
1-0: ..... 2021	2-4: ..... 2021	4-0: ..... 2012	7-1: ..... 2016
1-1: ..... 2021	2-5: ..... Never	4-1: ..... 2016	8-0: ..... 2004
1-2: ..... 2021	2-6: ..... 2020	4-2: ..... 2015	
1-3: ..... 2022	2-7: ..... 2020	4-3: ..... 2019	
		4-4: ..... 2022	



MEDIA  
PREVIEW  
TEAM  
COACHES  
REVIEW  
HONORS  
PROS  
RECORDS  
UOFL





# Coaching Records

MEDIA

PREVIEW

TEAM

COACHES

REVIEW

HONORS

PROS

RECORDS

UOFL

### Overall Record

### Conference Record


Years	Tenure	W	L	T	Pct.	W	L	T	Pct.
Deion Branch	1	1	0	0	1.000	-	-	-	-
Charlie Strong	4	37	15	0	.712	20	9	0	.690
Lee Corso	4	28	11	3	.702	13	5	0	.722
Bobby Petrino	9	77	35	0	.688	45	24	0	.652
John L. Smith	5	41	21	0	.661	25	9	0	.735
Lester Larson	2	8	2	0	.800	-	-	-	-
Tom King	6	27	21	0	.563	11	10	-	.524
Frank Camp	23	118	95	2	.553	13	20	0	.394
Fred Enke	2	8	8	1	.500	-	-	-	-
Howard Schnellenberger	10	54	56	2	.491	-	-	-	-
Scott Satterfield	4	25	24	0	.510	16	18	0	.471
Vince Gibson	5	25	29	2	.464	-	-	-	-
Laurie Apitz	7	22	29	3	.435	4	12	2	.278
Steve Kragthorpe	3	15	21	0	.417	5	16	0	.238
T.W. Alley	2	9	13	0	.409	6	5	0	.545
Ron Cooper	3	13	20	0	.394	2	9	0	.182
Bob Weber	5	20	35	0	.364	-	-	-	-
Bill Duncan	2	4	9	1	.321	-	-	-	-
Will Duffy	2	3	8	2	.308	0	3	2	.000
Bruce Baker	1	1	4	0	.200	-	-	-	-
Ben Cregor	3	4	18	1	.196	4	12	0	.250
Jack McGrath	1	0	8	0	.000	0	5	0	.000
C.V. Money	1	0	9	0	.000	0	5	0	.000
Lorenzo Ward	1	0	2	0	.000	0	1	0	.000




SCOTT SATTERFIELD




BOBBY PETRINO



CHARLIE STRONG



JOHN L. SMITH



HOWARD SCHNELLENBERGER



LEE CORSO

## Year-By-Year Records



Year	Overall		Conf. Conf.		Final Rank	Coach
	W-L	W-L	Finish	Bowl		
<b>Independent</b>						
1912	3-1					Lester Larson
1913	5-1					Lester Larson
1914	1-4					Bruce Baker
1915	1-5-1					Will Duffy
1916	2-3-1					Will Duffy
1917	Did not field a team					
1918	Did not field a team					
1919	Did not field a team					
1920	Did not field a team					
1921	2-2-1					Bill Duncan
1922	2-7					Bill Duncan
1923	5-3					Fred Enke
1924	3-5-1					Fred Enke
1925	8-0					Tom King
1926	6-2					Tom King
1927	4-4					Tom King
1928	1-7					Tom King
1929	3-5					Tom King
1930	5-3					Tom King
1931	0-8					Jack McGrath
1932	0-9					C.V. Money
1933	1-7					Ben Cregor
1934	2-5					Ben Cregor
1935	1-6-1					Ben Cregor
1936	4-4					Laurie Apitz
1937	2-5-1					Laurie Apitz
1938	2-6					Laurie Apitz
1939	5-2-1					Laurie Apitz
1940	3-5-1					Laurie Apitz
1941	4-4					Laurie Apitz
1942	2-3					Laurie Apitz
1943	Did not field a team					
1944	Did not field a team					
1945	Did not field a team					
1946	6-2					Frank Camp
1947	7-0-1					Frank Camp
1948	5-5					Frank Camp
1949	8-3					Frank Camp
1950	3-6-1					Frank Camp
1951	5-4					Frank Camp
1952	3-5					Frank Camp
1953	1-7					Frank Camp
1954	3-6					Frank Camp
1955	7-2					Frank Camp
1956	6-3					Frank Camp
1957	9-1			Sun Bowl		Frank Camp
1958	4-4					Frank Camp
1959	6-4					Frank Camp
1960	7-2					Frank Camp
1961	6-3					Frank Camp
1962	6-4					Frank Camp
<b>Missouri Valley Conference</b>						
1963	3-7	1-3	5th			Frank Camp
1964	1-9	0-4	5th			Frank Camp
1965	6-4	3-1	2nd			Frank Camp
1966	6-4	1-3	T-4th			Frank Camp
1967	5-5	1-3	4th			Frank Camp
1968	5-5	2-3	T-4th			Frank Camp
1969	5-4-1	2-3	T-3rd			Lee Corso
1970	8-3-1	4-0	1st	Pasadena		Lee Corso
1971	6-3-1	3-2	5th			Lee Corso

Year	Overall		Conf. Conf.		Final Rank	Coach
	W-L	W-L	Finish	Bowl		
1972	9-1	4-1	1st		18th	Lee Corso
1973	5-6	3-3	T-3rd			T.W. Alley
1974	4-7	3-2	2nd			T.W. Alley
<b>Independent</b>						
1975	2-9					Vince Gibson
1976	5-6					Vince Gibson
1977	7-4-1			Independence		Vince Gibson
1978	7-4					Vince Gibson
1979	4-6-1					Vince Gibson
1980	5-6					Bob Weber
1981	5-6					Bob Weber
1982	5-6					Bob Weber
1983	3-8					Bob Weber
1984	2-9					Bob Weber
1985	2-9					Howard Schnellenberger
1986	3-8					Howard Schnellenberger
1987	3-7-1					Howard Schnellenberger
1988	8-3					Howard Schnellenberger
1989	6-5					Howard Schnellenberger
1990	10-1-1			Fiesta	14th	Howard Schnellenberger
1991	2-9					Howard Schnellenberger
1992	5-6					Howard Schnellenberger
1993	9-3			Liberty	24th	Howard Schnellenberger
1994	6-5					Howard Schnellenberger
1995	7-4					Ron Cooper
<b>Conference USA</b>						
1996	5-6	2-3	T-3rd			Ron Cooper
1997	1-10	0-6	7th			Ron Cooper
1998	7-5	4-2	3rd	Motor City		John L. Smith
1999	7-5	4-2	T-2nd	Humanitarian		John L. Smith
2000	9-3	6-1	1st	Liberty		John L. Smith
2001	11-2	6-1	1st	Liberty	17th	John L. Smith
2002	7-6	5-3	T-3rd	GMAC		John L. Smith
2003	9-4	5-3	T-3rd	GMAC		Bobby Petrino
2004	11-1	8-0	1st	Liberty	6th	Bobby Petrino
<b>Big East</b>						
2005	9-3	5-2	2nd	Gator	19th	Bobby Petrino
2006	12-1	6-1	1st	Orange	6th	Bobby Petrino
2007	6-6	3-4	T-5th			Steve Kragthorpe
2008	5-7	1-6	T-7th			Steve Kragthorpe
2009	4-8	1-6	T-7th			Steve Kragthorpe
2010	7-6	3-4	T-5th	Beef 'O'Brady's		Charlie Strong
2011	7-6	5-2	T-1st	Belk		Charlie Strong
2012	11-2	5-2	T-1st	Sugar	13th	Charlie Strong
<b>American Athletic</b>						
2013	12-1	7-1	2nd	Russell Athletic	15th	Charlie Strong
<b>Atlantic Coast Conference</b>						
2014	9-4	5-3	3rd	Belk	24th	Bobby Petrino
2015	8-5	5-3	3rd	Music City		Bobby Petrino
2016	9-4	7-1	T-1st	Citrus	21st	Bobby Petrino
2017	8-5	4-4	T-3rd	TaxSlayer		Bobby Petrino
2018	2-10	0-8	7th			Bobby Petrino/ Lorenzo Ward*
2019	8-5	5-3	2nd	Music City		Scott Satterfield
2020	4-7	3-7	12th			Scott Satterfield
2021	6-7	4-4	T-4th	First Responder		Scott Satterfield
2022	8-5	4-4	T-3rd	Fenway		Scott Satterfield

\*Lorenzo Ward served as interim coach for the final two games

MEDIA

PREVIEW

TEAM

COACHES

REVIEW

HONORS

PROS

RECORDS

UOFL





## All-Time Coaching Staff

MEDIA

PREVIEW

TEAM

COACHES

REVIEW

HONORS

PROS

RECORDS

UOFL

**2022**

Josh Heird, AD  
 Scott Satterfield, HC  
 Lance Taylor, OC  
 Bryan Brown, DC/CB  
 Wesley McGriff, Co-DC/DB  
 Nic Cardwell, OL  
 Greg Gasparato, OLB  
 Mark Ivey, DL  
 Derek Nicholson, ILB  
 De'Rail Sims, RB  
 Josh Stepp, TE  
 Pete Thomas, QB

**2021**

Vince Tyra, AD  
 Scott Satterfield, HC  
 Bryan Brown, DC/CB  
 Cort Dennison, Co-DC/OLB  
 Jack Bicknell, OL  
 Gunter Brewer, WR  
 Greg Gasparato, S  
 Stu Holt, TE/ST  
 Mark Ivey, DL  
 Derek Nicholson, ILB  
 De'Rail Sims, RB  
 Pete Thomas, QB

**2020**

Vince Tyra, AD  
 Scott Satterfield, HC  
 Dwayne Ledford, OC/OL  
 Bryan Brown, DC/CB  
 Cort Dennison, Co-DC/OLB  
 Gunter Brewer, WR  
 Shadon Brown, S  
 Stu Holt, TE/ST  
 Mark Ivey, DL  
 Norval McKenzie, RB  
 Derek Nicholson, ILB  
 Frank Ponce, QB

**2019**

Vince Tyra, AD  
 Scott Satterfield, HC  
 Dwayne Ledford, OC/OL  
 Bryan Brown, DC/CB  
 Cort Dennison, Co-DC/OLB  
 Gunter Brewer, WR  
 Shadon Brown, S  
 Stu Holt, TE/ST  
 Mark Ivey, DL  
 Dale Jones, ILB  
 Norval McKenzie, RB  
 Frank Ponce, QB

**2018**

Vince Tyra, AD  
 Bobby Petrino, HC  
 Brian VanGorder, DC  
 Lonnie Galloway, Co-OC/WR  
 Mike Summers, Co-OC/OL  
 Ryan Beard, LB  
 Grady Brown, CB  
 Ronnie Fouch, TE  
 Nick Petrino, QB  
 L.D. Scott, DL  
 Kolby Smith, RB  
 Lorenzo Ward, S

**2017**

Tom Jurich, AD  
 Vince Tyra, Interim AD  
 Bobby Petrino, HC  
 Peter Sirmon, DC/OLB  
 Lonnie Galloway, Co-OC/WR

Mike Summers, Co-OC/OL  
 Cort Dennison, ILB  
 Chris Klenakis, TE  
 Nick Petrino, QB  
 L.D. Scott, DL  
 Kolby Smith, RB  
 Lorenzo Ward, DB

**2016**

Tom Jurich, AD  
 Bobby Petrino, HC  
 Todd Grantham, DC/OLB  
 Lonnie Galloway, Co-OC/WR  
 Chris Klenakis, Co-OC/OL  
 Cort Dennison, Asst. DB  
 Tony Grantham, ILB/ST  
 Keith Heyward, DB  
 Nick Petrino, QB  
 L.D. Scott, DL  
 Kolby Smith, RB

**2014-15**

Tom Jurich, AD  
 Bobby Petrino, HC  
 Garrick McGee, OC/QB  
 Todd Grantham, DC/OLB  
 Greg Brown, S  
 Terrell Buckley, CB  
 Tony Grantham, ILB/ST  
 Chris Klenakis, OL  
 L.D. Scott, DL  
 Kolby Smith, RB  
 Lamar Thomas, WR

**2012-13**

Tom Jurich, AD  
 Charlie Strong, HC  
 Shawn Watson, OC/QB  
 Vance Bedford, DC  
 Dave Borbely, OL  
 Kenny Carter, RB/ST  
 Ron Dugans, WR  
 Clint Hurtt, DL  
 Brian Jean-Mary, LB  
 Sherrone Moore, TE  
 Tommy Restivo, DB

**2011**

Tom Jurich, AD  
 Charlie Strong, HC  
 Mike Sanford, OC/TE  
 Vance Bedford, DC  
 Dave Borbely, OL  
 Kenny Carter, RB/ST  
 Ron Dugans, WR  
 Clint Hurtt, DL  
 Brian Jean-Mary, LB  
 Larry Slade, DB  
 Shawn Watson, QB

**2010**

Tom Jurich, AD  
 Charlie Strong, HC  
 Mike Sanford, OC/TE  
 Vance Bedford, DC  
 Dave Borbely, OL  
 Kenny Carter, RB/ST  
 Ron Dugans, WR  
 Mike Groh, QB  
 Clint Hurtt, DL  
 Brian Jean-Mary, LB  
 Larry Slade, DB

**2009**

Tom Jurich, AD  
 Steve Kragthorpe, HC

Brent Guy, DC/LB  
 Brent Myers, OL/Run Game  
 Matt Wells, QB/Pass Game  
 Ken Delgado, DL  
 Anthony Goss, S/ST  
 Jay Johnson, TE  
 Jeff Lewis, WR  
 Greg Nord, RB  
 Larry Slade, CB

**2008**

Tom Jurich, AD  
 Steve Kragthorpe, HC  
 Jeff Brohm, OC/QB  
 Ron English, DC/S  
 Brent Myers, OL/Run Game  
 Tony Alford, RB  
 Ken Delgado, DL  
 Eric Lewis, CB  
 Bill Miller, LB  
 Mark Nelson, ST  
 Greg Nord, TE

**2007**

Tom Jurich, AD  
 Steve Kragthorpe, HC  
 Charlie Stubbs, OC/WR  
 Mike Cassidy, DC  
 Brent Myers, OL/Run Game  
 Jeff Brohm, QB/Pass Game  
 Tony Alford, RB  
 Reggie Johnson, LB  
 Mike Mallory, DB  
 Mark Nelson, DL/ST  
 Greg Nord, TE

**2006**

Tom Jurich, AD  
 Bobby Petrino, HC  
 Paul Petrino, OC/WR  
 Mike Cassidy, DC/S  
 Kevin Wolthausen, Co-DC/DL  
 Jeff Brohm, QB  
 Reggie Johnson, ILB  
 Tom McMahon, OLB/ST  
 Greg Nord, TE/RB  
 Mike Summers, OL  
 Joe Whitt, CB

**2004-05**

Tom Jurich, AD  
 Bobby Petrino, HC  
 Paul Petrino, OC/WR  
 Mike Cassidy, DC/S  
 Jeff Brohm, QB  
 Reggie Johnson, ILB  
 Tony Levine, OLB/ST  
 Greg Nord, TE/RB  
 Mike Summers, OL  
 Joe Whitt, CB  
 Kevin Wolthausen, DL

**2003**

Tom Jurich, AD  
 Bobby Petrino, HC  
 Paul Petrino, OC/WR  
 Mike Gillhamer, DC/S  
 Jeff Brohm, QB  
 Reggie Johnson, DL  
 Greg Nord, TE  
 Mike Summers, OL  
 Joel Thomas, RB  
 Joe Whitt, CB  
 Kevin Wolthausen, LB

**2002**

Tom Jurich, AD  
 John L. Smith, HC  
 John Pettas, OC/QB  
 Chris Smeland, DC/S  
 Mike Cox, LB  
 Paul Haynes, CB  
 Danny Hope, OL  
 Jim McElwain, WR/ST  
 Greg Nord, TE  
 Steve Stripling, DL  
 Joel Thomas, RB

**2001**

Tom Jurich, AD  
 John L. Smith, HC  
 Scott Linehan, OC/QB  
 Chris Smeland, DC/S  
 Greg Burns, CB  
 Charles Chandler, RB  
 Mike Cox, LB  
 Jim McElwain, WR/ST  
 Greg Nord, TE  
 Steve Stripling, DL  
 Art Valero, OL

**2000**

Tom Jurich, AD  
 John L. Smith, HC  
 Scott Linehan, OC/QB  
 Chris Smeland, DC/S  
 Greg Burns, CB  
 Charles Chandler, RB  
 Mike Cox, LB  
 Nick Holt, DL  
 Jim McElwain, WR  
 Greg Nord, TE  
 Art Valero, OL

**1999**

Tom Jurich, AD  
 John L. Smith, HC  
 Scott Linehan, OC/QB  
 Chris Smeland, DC/S  
 Greg Burns, CB  
 Charles Chandler, RB  
 Mike Cox, LB  
 Nick Holt, DL  
 Greg Nord, TE  
 Paul Petrino, WR  
 Art Valero, OL

**1998**

Tom Jurich, AD  
 John L. Smith, HC  
 Bobby Petrino, OC/QB  
 Chris Smeland, DC/S  
 Greg Burns, CB  
 Charles Chandler, RB  
 Mike Cox, LB  
 Nick Holt, DL  
 Greg Nord, TE  
 Paul Petrino, WR  
 Art Valero, OL

**1997**

Bill Olsen, AD  
 Ron Cooper, HC  
 Don Kirkpatrick, OC/QB  
 Everett Withers, DC/DB  
 Tony Ball, WR  
 Charlie Coiner, TE  
 Glynn Jones, DE/ST  
 Mark McHale, OL  
 Greg Nord, RB  
 Rock Roggeman, DT

Sal Sunseri, LB

**1995-96**

Bill Olsen, AD  
 Ron Cooper, HC  
 Brett Ingalls, OC/OL  
 Everett Withers, DC/DB  
 Tony Ball, WR  
 Charlie Coiner, TE  
 Glynn Jones, DE/ST  
 Don Kirkpatrick, QB  
 Greg Nord, RB  
 Rock Roggeman, DT  
 Sal Sunseri, LB

**1994**

Bill Olsen, AD  
 Howard Schnellenberger, HC  
 Gary Nord, OC/QB  
 Ty Smith, DC/LB  
 Brad Bradford, RB  
 Anthony Cummings, TE/WR  
 Danny Hope, OL  
 Jeff Morrow, WR/P/K  
 Craig Swabek, DE  
 Christ Vagotis, DL  
 Kurt Van Valkenburgh, DB

**1993**

Bill Olsen, AD  
 Howard Schnellenberger, HC  
 Gary Nord, OC/QB  
 Ty Smith, DC  
 James Bell, DB  
 Brad Bradford, OB  
 Danny Hope, OL  
 Jeff Morrow, WR/P/K  
 Craig Swabek, DE  
 Christ Vagotis, TE  
 Kurt Van Valkenburgh, LB

**1992**

Bill Olsen, AD  
 Howard Schnellenberger, HC  
 Gary Nord, OC/QB  
 Ty Smith, DC  
 Brad Bradford, OB  
 Danny Hope, OL  
 Fred Manuel, DB  
 Jeff Morrow, WR/P/K  
 Craig Swabek, DE  
 Christ Vagotis, DL  
 Kurt Van Valkenburgh, LB

**1991**

Bill Olsen, AD  
 Howard Schnellenberger, HC  
 Gary Nord, OC/QB  
 Ty Smith, DC  
 Jeff Bobo, DE  
 Brad Bradford, OB  
 Danny Hope, OL  
 Bob Maddox, DL  
 Fred Manuel, DB  
 Jeff Morrow, WR/P/K  
 Christ Vagotis, TE

**1989-90**

Bill Olsen, AD  
 Howard Schnellenberger, HC  
 Rick Lantz, DC/LB  
 Christ Vagotis, Run Game  
 Gary Nord, Pass Game  
 Brad Bradford, OB  
 Danny Hope, OL  
 Bob Maddox, DL



Jeff Morrow, WR/P/K  
Ty Smith, DE  
Trent Walters, DB

**1988**

Bill Olsen, AD  
Howard Schnellenberger, HC  
Jack Burns, OC/QB  
Rick Lantz, DC/LB  
Brad Bradford, OB  
Danny Hope, TE  
Bob Maddox, DL  
Gary Nord, WR  
Ty Smith, RB  
Christ Vagotis, OL  
Trent Walters, DB

**1987**

Bill Olsen, AD  
Howard Schnellenberger, HC  
Jack Burns, OC/QB  
Rick Lantz, DC/LB  
Danny Brown, DE  
Danny Hope, TE  
Bob Maddox, DL  
Gary Nord, TE  
Mike Rodriguez, OB  
Christ Vagotis, OL  
Trent Walters, DB

**1986**

Bill Olsen, AD  
Howard Schnellenberger, HC  
Jack Burns, OC/QB  
Rick Lantz, DC/LB  
Rocky Belk, WR  
Danny Brown, DE  
Bob Maddox, DL  
Gary Nord, TE  
Mike Rodriguez, OB  
Christ Vagotis, OL  
Trent Walters, DB

**1985**

Bill Olsen, AD  
Howard Schnellenberger, HC  
Jack Burns, OC/QB  
Bill Trout, DC/LB  
Danny Brown, DE  
Jim Caldwell, DB  
Bob Maddox, DL  
Gary Nord, TE  
Mike Rodriguez, OB  
Steve Schottel, WR  
Christ Vagotis, OL

**1984**

Bill Olsen, AD  
Bob Weber, HC  
Steve Mariucci, OC/QB  
Rick Puccinelli, DC/ILB  
David Browne, DL  
Charles Coe, WR  
Tony DeBiasse, DB  
Rob Madrick, OLB  
Steve Marshall, TE  
Dave Moore, OL  
Gary Nord, RB

**1983**

Bill Olsen, AD  
Bob Weber, HC  
Steve Mariucci, OC  
Dave Nusz, DC/ILB  
David Browne, DL  
Charles Coe, WR

Tony DeBiasse, DB  
Rob Madrick, OLB  
Dave Moore, OL  
Gary Nord, TE  
Doug Semenick, RB

**1982**

Bill Olsen, AD  
Bob Weber, HC  
Dave Moore, OC  
Dave Nusz, DC/ILB  
Bill Baker, DB  
Kippy Brown, WR  
David Browne, DL  
Gerald Goodman, QB  
Ken Moll, OLB

**1981**

Bill Olsen, AD  
Bob Weber, HC  
Dave Moore, OC  
Dave Nusz, DC/ILB  
Bill Baker, DB  
David Browne, DL  
Chris Fischer, TE/T  
Gerald Goodman, QB  
Richard Mann, WR  
Ken Moll, OLB

**1980**

Bill Olsen, AD  
Bob Weber, HC  
Bill Baker, OC  
Dave Nusz, DC/ILB  
David Browne, DL  
Chris Fischer, TE/T  
Gerald Goodman, QB  
Richard Mann, WR  
Bill Maskill, DB  
Ken Moll, OLB  
Dave Moore, OL

**1979**

Howard Hohman, AD  
Vince Gibson, HC  
Bob Weber, OC  
Dave Nusz, DC/ILB  
Bill Baker, DB  
Jay Cunningham, RB  
Steve Goldman, QB/WR  
Ted Heath, DL  
Ken Moll, OLB  
Dave Moore, OL

**1978**

Howard Hohman, AD  
Vince Gibson, HC  
Bob Weber, OC  
Frank Emanuel, DC/LB  
Jay Cunningham, WR  
Steve Goldman, OB  
Ted Heath, DL  
Doug Mathews, DB  
Dave Moore, OL

**1977**

Dave Hart, AD  
Vince Gibson, HC  
Bob Weber, OC  
Frank Emanuel, DC/LB  
Ron Dickerson, WR  
Steve Goldman, OB  
Ted Heath, OL  
Bob Hitch, DL  
Doug Mathews, DB

**1976**

Dave Hart, AD  
Vince Gibson, HC  
Larry Travis, OC  
Bobby Jackson, DC/LB/DE  
Ron Dickerson, WR  
Steve Goldman, OB  
Ted Heath, OL  
Bob Hitch, DL  
Doug Mathews, DB

**1975**

Dave Hart, AD  
Vince Gibson, HC  
Larry Travis, OC  
Bobby Jackson, DC/LB/DE  
Ron Dickerson, WR  
Steve Goldman, OB  
Ted Heath, OL  
Bob Hitch, DL  
Jim Weatherford, DB

**1974**

Dave Hart, AD  
T.W. Alley, HC  
Jack Burns, DB  
Jim Finley, QB/WR  
Jack Henry, OL  
Jim Kennedy, OB  
Gary Stevens, DL  
Bob Van Lanker, LB/DE

**1973**

Dave Hart, AD  
T.W. Alley, HC  
Jim Finley, QB/WR  
Jim Kennedy, OB  
Al Lavan, DB  
John Matlock, DL  
Don Stanley, OL  
Gary Stevens, LB

**1972**

Peck Hickman, AD  
Lee Corso, HC  
T.W. Alley, OL  
Pete Compise, OB  
Ray Shands, DL  
Gary Stevens, LB  
Trent Walters, DB  
Morris Watts, OB/WR

**1971**

Peck Hickman, AD  
Lee Corso, HC  
T.W. Alley, OL  
Joe Perella, OB/E  
Vince Semary, LB  
Ray Shands, DL  
Roy Terry, DB

**1970**

Peck Hickman, AD  
Lee Corso, HC  
T.W. Alley, OL  
George Catavolos, DB  
Joe Perella, OB/E  
Ray Shands, DL  
Roy Terry, LB

**1969**

Peck Hickman, AD  
Lee Corso, HC  
T.W. Alley, OL  
John Hyder, DB  
Joe Perella, OB/E

Dennis Schrecker, LB  
Ray Shands, DL

**1968**

Peck Hickman, AD  
Frank Camp, HC  
Ken Calhoun, Asst.  
Mario Cheppo, Asst.  
Paulie Miller, Asst.  
Phil Richart, Asst.

**1966-67**

Peck Hickman, AD  
Frank Camp, HC  
Mario Cheppo, Asst.  
J.D. Dunn, Asst.  
Paulie Miller, Asst.  
Phil Richart, Asst.  
Bill Sammons, Asst.  
Gil Sturtzel, Asst.

**1965**

Peck Hickman, AD  
Frank Camp, HC  
Mario Cheppo, Asst.  
J.D. Dunn, Asst.  
Paulie Miller, Asst.  
Gil Sturtzel, Asst.

**1963-64**

Peck Hickman, AD  
Frank Camp, HC  
Mario Cheppo, Asst.  
J.D. Dunn, Asst.  
Clark Wood, Asst.

**1962**

Peck Hickman, AD  
Frank Camp, HC  
J.D. Dunn, Asst.  
Roy Pugh, Asst.  
Jack Reid, Asst.  
Clark Wood, Asst.

**1960-61**

Peck Hickman, AD  
Frank Camp, HC  
J.D. Dunn, Asst.  
Roy Pugh, Asst.  
Clark Wood, Asst.

**1955-59**

Peck Hickman, AD  
Frank Camp, HC  
J.D. Dunn, Asst.  
Clark Wood, Asst.

**1954**

Peck Hickman, AD  
Frank Camp, HC  
Chuck Asher, Asst.  
J.D. Dunn, Asst.  
Joe Trabue, Asst.  
Clark Wood, Asst.

**1953**

Roy Mundorff, AD  
Frank Camp, HC  
J.D. Dunn, Asst.  
Tom Lucia, Asst.  
Joe Trabue, Asst.  
Clark Wood, Asst.

**1952**

Roy Mundorff, AD  
Frank Camp, HC  
J.D. Dunn, Asst.  
Frank Gitschier, Asst.  
Joe Trabue, Asst.  
Clark Wood, Asst.

**1951**

Roy Mundorff, AD  
Frank Camp, HC  
J.D. Dunn, Asst.  
Frank Gitschier, Asst.  
Clark Wood, Asst.

**1950**

John Heldman, AD  
Frank Camp, HC  
J.D. Dunn, Asst.  
Frank Gitschier, Asst.  
Clark Wood, Asst.

**1947-49**

John Heldman, AD  
Frank Camp, HC  
J.D. Dunn, Asst.  
Clark Wood, Asst.

**1946**

John Heldman, AD  
Frank Camp, HC  
1943-45  
No team

**1936-42**

Laurie Apitz, AD/HC

**1933-35**

C.V. "Red" Money, AD  
Ben Cregor, HC

**1932**

C.V. "Red" Money, AD/HC

**1931**

Tom King, AD  
Jack McGrath, HC

**1925-30**

Tom King, AD/HC

**1923-24**

Fred Enke, AD/HC

**1921-22**

John T. O'Rourke, AD  
Bill Duncan, HC

**1917-20**

No team

**1915-16**

Will Duffy, HC

**1914**

Bruce Baker, HC

**1912-13**

Lester Larson, HC

MEDIA

PREVIEW

TEAM

COACHES

REVIEW

HONORS

PROS

RECORDS

UOFL





# Cardinals in the Weekly polls

MEDIA

PREVIEW

TEAM

COACHES

REVIEW

HONORS

PROS

RECORDS

UOFL

## 2022 CP AP CFP

Nov. 22	-	-	25
---------	---	---	----

## 2020 CP AP CFP

Sept. 13	16	18	-
Sept. 20	-	24	-

## 2017 CP AP CFP

Preseason	17	16	-
Sept. 5	16	17	-
Sept. 12	14	14	-
Sept. 19	20	19	-
Sept. 26	18	17	-
Oct. 1	17	17	-

## 2016 CP AP CFP

Preseason	23	19	-
Sept. 6	15	13	-
Sept. 11	10	10	-
Sept. 18	4	3	-
Sept. 25	4	3	-
Oct. 2	8	7	-
Oct. 9	7	7	-
Oct. 16	7	7	-
Oct. 23	5	5	-
Oct. 30	5	5	7
Nov. 6	6	5	6
Nov. 13	3	3	5
Nov. 20	11	11	11
Nov. 27	15	16	13
Dec. 4	15	15	13

## Final 20 21 13

## 2014 CP AP CFP

Aug. 31	-	25	-
Sept. 7	-	21	-
Oct. 26	-	-	25
Nov. 16	-	-	24
Nov. 23	23	24	22
Nov. 30	20	21	21
Dec. 7	20	20	21

## Final 24 24 21

## 2013 CP AP

Preseason	9	9
Sept. 3	8	8
Sept. 8	7	7
Sept. 15	6	7
Sept. 22	7	7
Sept. 29	7	7
Oct. 6	8	8
Oct. 12	6	8
Oct. 20	16	18
Oct. 28	17	20
Nov. 3	16	20
Nov. 10	13	19
Nov. 16	15	21
Nov. 23	16	21
Dec. 1	16	19
Dec. 8	16	18

## Final 15 15

## 2012 CP AP

Preseason	NR	25
Sept. 4	24	23
Sept. 9	20	19
Sept. 16	18	20
Sept. 23	17	19
Sept. 30	16	19
Oct. 7	16	18
Oct. 14	14	16
Oct. 21	14	16
Oct. 28	10	12
Nov. 4	10	11
Nov. 11	18	20
Nov. 18	18	19
Nov. 25	23	-
Dec. 2	18	22

## Final 13 13

## 2007 CP AP

Preseason	11	10
Sept. 4	8	8
Sept. 11	9	9
Sept. 17	19	18

## 2006 CP AP

Preseason	13	13
Sept. 5	12	13
Sept. 11	12	12
Sept. 18	9	8
Sept. 25	8	8
Oct. 2	8	8
Oct. 9	7	7
Oct. 16	6	6
Oct. 23	6	6
Oct. 30	5	5
Nov. 5	4	3
Nov. 12	12	10
Nov. 19	11	8
Nov. 26	7	6

## Final 7 6

## 2005 CP AP

Preseason	14	12
Sept. 6	12	12
Sept. 12	10	11
Sept. 18	8	9
Sept. 25	22	24
Oct. 2	22	23
Oct. 9	19	19
Oct. 30	25	24
Nov. 6	23	23
Nov. 13	18	18
Nov. 20	18	17
Nov. 27	17	16
Dec. 4	16	15

## Final 20 19

## 2004 CP AP

Sept. 12	24	24
Sept. 19	22	24
Sept. 26	22	22
Oct. 3	20	20

## Oct. 10 17 18

Oct. 17	18	15
Oct. 24	16	14
Oct. 31	16	14
Nov. 7	14	12
Nov. 14	11	8
Nov. 21	8	7
Nov. 28	8	7
Dec. 5	8	7

## Final 7 6

## 2003 CP AP

Nov. 3	25	RV
Oct. 26	25	-

## 2002 CP AP

Preseason	17	17
Aug. 26	18	17

## 2001 CP AP

Sept. 9	-	25
Nov. 5	25	25
Nov. 12	19	19
Nov. 19	17	17
Nov. 26	23	24
Dec. 2	22	23
Dec. 9	22	23

## Final 16 17

## 2000 CP AP

Nov. 26	23	22
Dec. 3	23	22

## 1993 CP AP

Sept. 21	23	24
Sept. 28	19	-
Oct. 5	17	17
Oct. 12	21	23
Oct. 19	19	20
Oct. 26	16	-
Nov. 2	15	13
Nov. 9	20	20
Nov. 25	-	25
Nov. 30	25	-
Dec. 7	25	25

## Final 23 24

## 1990 CP AP

Oct. 16	25	-
Oct. 30	22	25
Nov. 6	20	22
Nov. 13	17	20
Nov. 20	19	20
Nov. 27	18	17
Dec. 4	16	18

## Final 12 14

## 1972 CP AP

Oct. 30	-	17
Nov. 27	-	17
Dec. 4	-	16

## Finals 16 18

## Final Rankings

### Final Associated Press Poll (Started in 1936)

1972.....	18th	2006.....	6th
1990.....	14th	2012.....	13th
1993.....	24th	2013.....	15th
2001.....	17th	2014.....	24th
2004.....	6th	2016.....	21st
2005.....	19th		

### Final USA Today Poll (Started in 1982)

1972.....	16	2006.....	7th
1990.....	12th	2012.....	13th
1993.....	23rd	2013.....	15th
2001.....	16th	2014.....	24th
2004.....	7th	2016.....	20th
2005.....	20th		

### Final BCS Rankings (Started in 1998)

2004.....	10th	2012.....	21st
2005.....	19th	2013.....	18th
2006.....	6th		

### Final College Football Playoff Rankings (Started in 2014)

2014.....	21st	2016.....	13th
-----------	------	-----------	------

### Louisville vs. #1 Ranked Teams

Date	WLT	Rnk	Opponent	Score	Site
10/30/82	L	—	Pittsburgh	14-63	A
11/2/91	L	—	Florida State	15-40	H
9/20/97	L	—	Penn State	21-57	H
9/1/18	L	—	Alabama	14-51	N

### Louisville in the AP Poll

Rank	Weeks	Last
#1	0	—
#2	0	—
#3	4	Nov. 13, 2016
#4	0	—
#5	5	Nov. 6, 2016
#6	5	Jan. 9, 2007 (Final)
#7	11	Oct. 16, 2016
#8	9	Oct. 13, 2013
#9	3	Aug. 17, 2013 (Preseason)
#10	3	Sept. 11, 2016
#11	3	Nov. 20, 2016
#12	5	Oct. 28, 2012
#13	5	Sept. 6, 2013
#14	3	Oct. 31, 2004
#15	4	Dec. 4, 2016
#16	6	Sept. 10, 2017
#17	14	Oct. 1, 2017
#18	10	Sept. 13, 2020
#19	11	Sept. 17, 2017
#20	10	Dec. 7, 2014
#21	5	Jan. 10, 2017 (Final)
#22	5	Dec. 2, 2012
#23	6	Sept. 4, 2012
#24	9	Jan. 13, 2015 (Final)
#25	6	Sept. 2, 2014
<b>Total</b>	<b>143</b>	<b>Sept. 20, 2020</b>

Streak	Consecutive App.	From	To
Top 25	27	10/30/05	9/16/07
Top 10	16	9/1706	9/9/07
Top 5	4	10/23/16	11/13/16
Seasons	4	2004	2007
Preseason Poll	3	2005	2007
Final Poll	3	2012	2014
	3	2004	2006

**1912** (3-1)

Coach: Lester Larson

Date	Opponent	Rnk	Score	Att
Oct. 11	at Transylvania	n/a	32-0	n/a
Oct. 17	Centre	n/a	23-6	n/a
Oct. 26	at Kentucky	n/a	0-41	n/a
Nov. 15	Hanover	n/a	73-0	n/a

**1913** (5-1)

Coach: Lester Larson

Date	Opponent	Rnk	Score	Att
Oct. 4	Bethel (Ky.)	n/a	48-0	n/a
Oct. 11	at Moores	n/a	77-0	n/a
Oct. 18	Wash. (Tenn.)	n/a	100-0	n/a
Oct. 25	Cumberland	n/a	6-0	n/a
Nov. 1	Butler	n/a	20-0	n/a
Nov. 22	Kentucky	n/a	0-20	n/a

**1914** (1-4)

Coach: Bruce Baker

Date	Opponent	Rnk	Score	Att
Oct. 17	Tennessee	n/a	0-66	n/a
Oct. 31	Wabash	n/a	3-7	n/a
Nov. 7	at Cumberland	n/a	0-20	n/a
Nov. 14	at Kentucky	n/a	0-42	n/a
Nov. 21	Rose Poly	n/a	23-0	n/a

**1915** (1-5-1)

Coach: Will Duffy

Date	Opponent	Rnk	Score	Att
Oct. 2	Centre	n/a	0-0	n/a
Oct. 9	at Wabash	n/a	0-38	n/a
Oct. 16	Chattanooga	n/a	6-21	n/a
Oct. 30	Rose Poly	n/a	22-6	n/a
Nov. 6	Kentucky	n/a	0-15	n/a
Nov. 13	Franklin	n/a	7-13	n/a
Nov. 25	Transylvania	n/a	0-26	n/a

**1916** (2-3-1)

Coach: Will Duffy

Date	Opponent	Rnk	Score	Att
Oct. 14	Centre	n/a	0-0	n/a
Oct. 21	Chattanooga	n/a	6-0	n/a
Oct. 28	Butler	n/a	19-7	n/a
Nov. 4	Georgetown	n/a	0-41	n/a
Nov. 18	Franklin	n/a	12-16	n/a
Nov. 30	at Transylvania	n/a	0-13	n/a

**1921** (2-2-1)

Coach: Bill Duncan

Date	Opponent	Rnk	Score	Att
Oct. 22	Hanover*	n/a	19-8	n/a
Oct. 29	at Bethel (Ky.)	n/a	0-0	n/a
Nov. 5	at Transylvania	n/a	0-7	n/a
Nov. 18	Kentucky Wesleyan	n/a	30-0	n/a
Nov. 26	at Marshall	n/a	0-14	n/a

\*won by forfeit

**1922** (2-7)

Coach: Bill Duncan

Date	Opponent	Rnk	Score	Att
Sept. 30	Western Kentucky	n/a	0-6	n/a
Oct. 7	Bethel (Ky.)	n/a	12-14	n/a
Oct. 14	at Kentucky	n/a	0-73	n/a
Oct. 21	Franklin	n/a	6-27	n/a
Oct. 28	at Centre	n/a	7-32	n/a

Nov. 4	Cincinnati JV	n/a	28-0	n/a
Nov. 11	at Rose Poly	n/a	6-0	n/a
Nov. 18	Centenary	n/a	13-39	n/a
Nov. 30	at Marshall	n/a	7-21	n/a

**1923** (5-3)

Coach: Fred Enke

Date	Opponent	Rnk	Score	Att
Sept. 29	at Western Kentucky	n/a	7-19	n/a
Oct. 6	at Union	n/a	6-14	n/a
Oct. 13	Morris Harvey	n/a	27-0	n/a
Oct. 20	at Franklin	n/a	0-34	n/a
Oct. 27	Rose Poly	n/a	13-0	n/a
Nov. 3	Transylvania	n/a	12-0	n/a
Nov. 10	Kentucky Wesleyan	n/a	7-0	n/a
Nov. 17	at Georgetown	n/a	12-6	n/a

**1924** (3-5-1)

Coach: Fred Enke

Date	Opponent	Rnk	Score	Att
Oct. 4	at Kentucky	n/a	0-29	n/a
Oct. 11	Western Kentucky	n/a	12-7	n/a
Oct. 18	at Georgetown	n/a	9-6	n/a
Oct. 25	Transylvania	n/a	0-3	n/a
Nov. 1	at Rose Poly	n/a	6-18	n/a
Nov. 8	at Kentucky Wesleyan	n/a	0-0	n/a
Nov. 15	King	n/a	0-16	n/a
Nov. 22	Chattanooga	n/a	10-0	n/a
Nov. 27	at Marshall	n/a	6-16	n/a

**1925** (8-0)

Coach: Tom King

Date	Opponent	Rnk	Score	Att
Oct. 3	Evansville	n/a	20-0	n/a
Oct. 10	at Western Kentucky	n/a	6-0	n/a
Oct. 17	at Hanover	n/a	24-0	n/a
Oct. 24	Kentucky Wesleyan	n/a	6-0	n/a
Oct. 30	at Transylvania	n/a	7-0	n/a
Nov. 7	Rose Poly	n/a	30-0	n/a
Nov. 21	Toledo	n/a	34-0	n/a
Nov. 26	at Marshall	n/a	7-2	n/a

**1926** (6-2)

Coach: Tom King

Date	Opponent	Rnk	Score	Att
Oct. 2	at Ogden	n/a	79-0	n/a
Oct. 9	Rose Poly	n/a	49-0	n/a
Oct. 16	at Xavier	n/a	7-20	n/a
Oct. 30	Centre	n/a	0-6	n/a
Nov. 6	Western Kentucky	n/a	26-10	n/a
Nov. 13	at Kentucky Wesleyan	n/a	25-12	n/a
Nov. 20	Marshall	n/a	27-3	n/a
Nov. 25	at Fla. Southern	n/a	13-3	n/a

**1927** (4-4)

Coach: Tom King

Date	Opponent	Rnk	Score	Att
Oct. 8	Transylvania	n/a	25-6	n/a
Oct. 15	Murray State	n/a	14-0	n/a
Oct. 22	at Marshall	n/a	6-37	n/a
Oct. 29	Centre	n/a	40-7	n/a
Nov. 5	at Western Kentucky	n/a	6-7	n/a
Nov. 12	at Eastern Kentucky	n/a	21-13	n/a
Nov. 19	Davis & Elkins	n/a	0-32	n/a
Nov. 24	at Centenary	n/a	2-59	n/a

**1928** (1-7)

Coach: Tom King

Date	Opponent	Rnk	Score	Att
Oct. 6	Eastern Kentucky	n/a	72-0	n/a
Oct. 13	at Detroit	n/a	0-46	n/a
Oct. 20	at Chattanooga	n/a	0-70	n/a
Oct. 27	Transylvania	n/a	0-18	n/a
Nov. 3	at Western Kentucky	n/a	0-20	n/a
Nov. 10	Centre	n/a	0-7	n/a
Nov. 17	at Saint Louis	n/a	0-12	n/a
Nov. 24	Marshall	n/a	0-13	n/a

**1929** (3-5)

Coach: Tom King

Date	Opponent	Rnk	Score	Att
Oct. 2	Cincinnati	n/a	0-7	n/a
Oct. 11	at Transylvania	n/a	0-9	n/a
Oct. 19	Western Kentucky	n/a	0-13	n/a
Oct. 26	at Marshall	n/a	6-25	n/a
Nov. 2	at Eastern Kentucky	n/a	19-6	n/a
Nov. 9	Centre	n/a	0-41	n/a
Nov. 16	Earlham	n/a	6-0	n/a
Nov. 23	Georgetown	n/a	6-0	n/a

**1930** (5-3)

Coach: Tom King

Date	Opponent	Rnk	Score	Att
Oct. 4	Hanover	n/a	32-12	n/a
Oct. 11	Transylvania	n/a	18-0	n/a
Oct. 17	Eastern Kentucky	n/a	52-0	n/a
Oct. 25	at Western Kentucky	n/a	6-7	n/a
Nov. 1	Centre	n/a	0-28	n/a
Nov. 8	at DePaul	n/a	0-14	n/a
Nov. 15	at Marshall	n/a	13-12	n/a
Nov. 22	Earlham	n/a	13-0	n/a

**1931** (0-8) \* lost by forfeit

Coach: Jack McGrath

Date	Opponent	Rnk	Score	Att
Oct. 2	Hanover	n/a	0-3	n/a
Oct. 9	Transylvania*	n/a	0-2	n/a
Oct. 16	at Butler	n/a	6-61	n/a
Oct. 24	Eastern Kentucky*	n/a	0-2	n/a
Oct. 31	at Western Kentucky	n/a	6-20	n/a
Nov. 7	DePaul	n/a	0-46	n/a
Nov. 14	at Georgetown	n/a	6-20	n/a
Nov. 21	Centre	n/a	0-75	n/a

**1932** (0-9)

Coach: C.V. (Red) Money

Date	Opponent	Rnk	Score	Att
Sept. 24	at Marshall	n/a	0-66	n/a
Oct. 1	Union (Ky.)	n/a	6-32	n/a
Oct. 8	at Murray State	n/a	0-105	n/a
Oct. 15	at Eastern Kentucky	n/a	0-38	n/a
Oct. 22	Transylvania	n/a	12-34	n/a
Oct. 28	Morehead State	n/a	0-20	n/a
Nov. 4	at Oakland City	n/a	0-19	n/a
Nov. 12	Georgetown	n/a	0-20	n/a
Nov. 19	at Western Kentucky	n/a	0-58	n/a

MEDIA

PREVIEW

TEAM

COACHES

REVIEW

HONORS

PROS

RECORDS

UOFL





## All-Time Scores

## 1933 (1-7)

Coach: Ben Cregor

Date	Opponent	Rnk	Score	Att
Sept. 30	Centre	n/a	0-30	n/a
Oct. 6	at Georgetown	n/a	0-13	n/a
Oct. 13	at Union (Ky.)	n/a	0-19	n/a
Oct. 21	Western Kentucky	n/a	0-45	n/a
Oct. 28	at Morehead State	n/a	0-13	n/a
Nov. 4	Murray State	n/a	6-54	n/a
Nov. 11	at Miami (Fla.)	n/a	7-33	n/a
Nov. 18	Eastern Kentucky	n/a	13-7	n/a

## 1934 (2-5)

Coach: Ben Cregor

Date	Opponent	Rnk	Score	Att
Oct. 6	Georgetown	n/a	14-6	n/a
Oct. 13	at Toledo	n/a	7-19	n/a
Oct. 27	at Hanover	n/a	6-7	n/a
Nov. 3	Centre	n/a	0-46	n/a
Nov. 10	at Transylvania	n/a	0-13	n/a
Nov. 17	at Eastern Kentucky	n/a	13-6	n/a
Nov. 24	Union (Ky.)	n/a	0-7	n/a

## 1935 (1-6-1)

Coach: Ben Cregor

Date	Opponent	Rnk	Score	Att
Sept. 28	at Butler	n/a	0-29	n/a
Oct. 5	Transylvania	n/a	7-14	n/a
Oct. 11	at Union (Ky.)	n/a	7-13	n/a
Oct. 19	at Hanover	n/a	6-6	n/a
Oct. 26	Eastern Kentucky	n/a	0-9	n/a
Nov. 2	at Georgetown	n/a	0-21	n/a
Nov. 9	Toledo	n/a	7-41	n/a
Nov. 16	Morehead State	n/a	20-0	n/a

## 1936 (4-4)

Coach: Laurie Apitz

Date	Opponent	Rnk	Score	Att
Oct. 3	Union (Ky.)	n/a	13-0	n/a
Oct. 10	at Hanover	n/a	12-2	n/a
Oct. 17	at Eastern Kentucky	n/a	6-9	n/a
Oct. 24	at Union	n/a	7-27	n/a
Oct. 30	Georgetown	n/a	12-8	n/a
Nov. 7	Alfred Holbrook	n/a	31-7	n/a
Nov. 14	at Morehead State	n/a	7-14	n/a
Nov. 21	Baldwin-Wallace	n/a	0-67	n/a

## 1937 (2-5-1)

Coach: Laurie Apitz

Date	Opponent	Rnk	Score	Att
Sept. 25	Hanover	n/a	7-13	n/a
Oct. 2	at Transylvania	n/a	6-19	n/a
Oct. 9	at Wayne State	n/a	0-32	n/a
Oct. 15	Union (Univ.)	n/a	14-6	n/a
Oct. 23	Saint Joseph's	n/a	13-6	n/a
Oct. 30	at Georgetown	n/a	7-12	n/a
Nov. 11	Centre	n/a	7-20	n/a
Nov. 20	Eastern Kentucky	n/a	6-6	n/a

## 1938 (2-6)

Coach: Laurie Apitz

Date	Opponent	Rnk	Score	Att
Sept. 24	at Cincinnati	n/a	0-19	n/a
Oct. 7	Wayne State	n/a	14-12	n/a
Oct. 15	at Saint Joseph's	n/a	0-2	n/a
Oct. 22	Georgetown	n/a	0-6	n/a
Oct. 29	Transylvania	n/a	7-13	n/a
Nov. 4	at Evansville	n/a	6-0	n/a
Nov. 11	at Hanover	n/a	13-14	n/a
Nov. 19	Centre	n/a	0-14	n/a

## 1939 (5-2-1)

Coach: Laurie Apitz

Date	Opponent	Rnk	Score	Att
Sept. 22	at Transylvania	n/a	25-0	n/a
Sept. 30	at Indiana State	n/a	0-7	n/a
Oct. 6	Evansville	n/a	7-6	n/a
Oct. 13	Alfred Holbrook	n/a	20-3	n/a
Oct. 19	Saint Joseph's	n/a	13-0	n/a
Oct. 28	at Centre	n/a	0-0	n/a
Nov. 4	at Georgetown	n/a	7-14	n/a
Nov. 18	Hanover	n/a	20-0	n/a

## 1940 (3-5-1)

Coach: Laurie Apitz

Date	Opponent	Rnk	Score	Att
Sept. 21	Indiana State	n/a	0-0	n/a
Sept. 28	at Cincinnati	n/a	0-7	n/a
Oct. 5	at Evansville	n/a	13-7	n/a
Oct. 12	at Saint Joseph's	n/a	6-24	n/a
Oct. 18	Centre	n/a	0-28	n/a
Oct. 25	Alfred Holbrook	n/a	38-7	n/a
Nov. 2	Georgetown	n/a	14-19	n/a
Nov. 9	at Hanover	n/a	14-13	n/a
Nov. 16	at Long Island	n/a	6-29	n/a

## 1941 (4-4)

Coach: Laurie Apitz

Date	Opponent	Rnk	Score	Att
Sept. 22	Rio Grande	n/a	58-0	n/a
Sept. 27	at Cincinnati	n/a	7-28	n/a
Oct. 4	Evansville	n/a	31-6	n/a
Oct. 17	at Transylvania	n/a	13-0	n/a
Oct. 23	Georgetown	n/a	7-19	n/a
Nov. 1	at DePauw	n/a	6-13	n/a
Nov. 8	at Hanover	n/a	21-6	n/a
Nov. 15	Vanderbilt	n/a	0-68	n/a

## 1942 (2-3)

Coach: Laurie Apitz

Date	Opponent	Rnk	Score	Att
Sept. 17	Rio Grande	n/a	25-0	n/a
Sept. 26	at Cincinnati	n/a	0-51	n/a
Oct. 10	at Evansville	n/a	20-0	n/a
Oct. 17	DePauw	n/a	6-19	n/a
Oct. 24	Indiana State	n/a	7-25	n/a

## 1946 (6-2)

Coach: Frank Camp

Date	Opponent	Rnk	Score	Att
Sept. 26	at Evansville	n/a	13-7	n/a
Oct. 4	Wittenberg	n/a	19-0	n/a
Oct. 11	at Georgetown	n/a	20-0	n/a
Oct. 19	at Western Kentucky	n/a	19-20	n/a
Oct. 25	Georgetown	n/a	20-0	n/a
Nov. 2	Saint Joseph's	n/a	13-7	n/a
Nov. 9	at Eastern Kentucky	n/a	7-28	n/a
Nov. 16	Union (Univ.)	n/a	25-0	n/a

## 1947 (7-0-1)

Coach: Frank Camp

Date	Opponent	Rnk	Score	Att
Sept. 26	Wittenberg	n/a	40-3	n/a
Oct. 4	at DePauw	n/a	37-0	n/a
Oct. 10	Evansville	n/a	20-7	n/a
Oct. 24	Western Kentucky	n/a	19-13	n/a
Nov. 1	at Saint Joseph's	n/a	7-7	n/a
Nov. 7	Eastern Kentucky	n/a	14-13	n/a
Nov. 14	at SE Louisiana	n/a	23-0	n/a
Nov. 22	Washington	n/a	33-20	n/a

## 1948 (5-5)

Coach: Frank Camp

Date	Opponent	Rnk	Score	Att
Sept. 25	at Memphis State	n/a	7-13	n/a
Oct. 2	Saint Joseph's	n/a	20-0	n/a
Oct. 8	at Xavier	n/a	26-47	n/a
Oct. 16	at Akron	n/a	13-0	n/a
Oct. 23	Western Kentucky	n/a	19-6	n/a
Oct. 30	Buffalo	n/a	19-48	n/a
Nov. 6	Catawba	n/a	33-21	n/a
Nov. 13	at Evansville	n/a	6-18	n/a
Nov. 20	Bradley	n/a	31-14	n/a
Nov. 27	at Washington	n/a	12-27	n/a

## 1949 (8-3)

Coach: Frank Camp

Date	Opponent	Rnk	Score	Att
Sept. 17	Saint Joseph's	n/a	33-7	n/a
Sept. 24	at Western Kentucky	n/a	47-7	n/a
Sept. 30	Murray State	n/a	34-14	n/a
Oct. 8	Miami (Fla.)	n/a	0-26	n/a
Oct. 15	Akron	n/a	62-6	n/a
Oct. 21	Xavier	n/a	7-19	n/a
Oct. 29	at Bradley	n/a	35-12	n/a
Nov. 5	at Catawba	n/a	41-7	n/a
Nov. 12	Washington	n/a	35-12	n/a
Nov. 19	Evansville	n/a	28-7	n/a
Nov. 24	at Southern Miss	n/a	21-26	n/a

## 1950 (3-6-1)

Coach: Frank Camp

Date	Opponent	Rnk	Score	Att
Sept. 23	Saint Francis (Pa.)	n/a	34-14	n/a
Sept. 30	Buffalo	n/a	48-19	n/a
Oct. 7	at Cincinnati	n/a	20-28	n/a
Oct. 14	at Houston	n/a	7-27	n/a
Oct. 21	at Xavier	n/a	13-36	n/a
Oct. 28	Duquesne	n/a	20-27	n/a
Nov. 4	at Washington	n/a	28-7	n/a
Nov. 10	at Miami (Fla.)	9/13	13-13	n/a
Nov. 18	Washington & Lee	n/a	28-33	n/a
Nov. 25	at Southern Miss	n/a	28-34	n/a

MEDIA

PREVIEW

TEAM

COACHES

REVIEW

HONORS

PROS

RECORDS

UOFL

**1951** (5-4)

Coach: Frank Camp

Date	Opponent	Rnk	Score	Att
Sept. 29	at Wayne State	n/a	28-12	n/a
Oct. 5	Boston University	n/a	7-39	n/a
Oct. 13	at Cincinnati	n/a	0-38	n/a
Oct. 19	Xavier	n/a	6-47	n/a
Oct. 27	at St. Bonaventure	n/a	21-22	n/a
Nov. 2	NC State	n/a	26-2	n/a
Nov. 10	Houston	n/a	35-28	n/a
Nov. 17	Wash. & Lee	n/a	14-7	n/a
Nov. 23	Southern Miss	n/a	14-13	n/a

**1952** (3-5)

Coach: Frank Camp

Date	Opponent	Rnk	Score	Att
Sept. 27	Wayne State	n/a	19-12	n/a
Oct. 4	at Florida State	n/a	41-14	n/a
Oct. 11	Dayton	n/a	0-20	n/a
Oct. 18	at Xavier	n/a	13-27	n/a
Oct. 31	at Chattanooga	n/a	14-47	n/a
Nov. 8	at Memphis	n/a	25-29	n/a
Nov. 15	Eastern Kentucky	n/a	34-20	n/a
Nov. 22	at Southern Miss	n/a	26-55	n/a

**1953** (1-7)

Coach: Frank Camp

Date	Opponent	Rnk	Score	Att
Sept. 19	at Murray State	n/a	19-14	n/a
Oct. 3	at Florida State	n/a	0-59	n/a
Oct. 10	Xavier	n/a	13-19	n/a
Oct. 17	at Dayton	n/a	13-20	n/a
Oct. 24	at Tennessee	n/a	6-59	n/a
Oct. 30	at Chattanooga	n/a	6-44	n/a
Nov. 7	Cincinnati	n/a	0-41	n/a
Nov. 14	Eastern Kentucky	n/a	13-20	n/a

**1954** (3-6)

Coach: Frank Camp

Date	Opponent	Rnk	Score	Att
Sept. 18	Murray State	n/a	13-33	n/a
Sept. 24	at Wayne State	n/a	0-13	n/a
Oct. 2	Florida State	n/a	6-47	n/a
Oct. 9	at Dayton	n/a	7-27	n/a
Oct. 16	Evansville	n/a	26-6	n/a
Oct. 23	Centre	n/a	27-6	n/a
Oct. 30	at Western Kentucky	n/a	7-25	n/a
Nov. 6	Morehead State	n/a	24-0	n/a
Nov. 13	at Eastern Kentucky	n/a	6-20	n/a

**1955** (7-2)

Coach: Frank Camp

Date	Opponent	Rnk	Score	Att
Sept. 17	at Murray State	n/a	14-33	n/a
Sept. 24	at Xavier	n/a	20-49	n/a
Oct. 1	Wayne State	n/a	72-0	n/a
Oct. 8	Dayton	n/a	19-7	n/a
Oct. 15	at Evansville	n/a	29-7	n/a
Oct. 29	Western Kentucky	n/a	20-0	n/a
Nov. 5	Morehead State	n/a	37-12	n/a
Nov. 12	at Eastern Kentucky	n/a	45-13	n/a
Nov. 19	Toledo	n/a	33-13	n/a

**1956** (6-3)

Coach: Frank Camp

Date	Opponent	Rnk	Score	Att
Sept. 22	at Toledo	n/a	27-12	n/a
Sept. 29	Kent State	n/a	0-7	n/a
Oct. 6	Evansville	n/a	41-13	n/a
Oct. 13	Murray State	n/a	7-6	n/a
Oct. 20	at Morehead State	n/a	19-7	n/a
Oct. 27	at Ohio	n/a	25-19	n/a
Nov. 3	Dayton	n/a	6-7	n/a
Nov. 10	Xavier	n/a	14-34	n/a
Nov. 17	Eastern Kentucky	n/a	14-6	n/a

**1957** (9-1)

Coach: Frank Camp

Date	Opponent	Rnk	Score	Att
Sept. 21	at Evansville	n/a	33-7	n/a
Sept. 27	at Eastern Kentucky	n/a	40-14	n/a
Oct. 5	Toledo	n/a	48-20	n/a
Oct. 12	at Murray State	n/a	35-0	n/a
Oct. 19	Dayton	n/a	33-19	n/a
Oct. 26	Central Michigan	n/a	40-0	n/a
Nov. 9	at Kent State	n/a	7-13	n/a
Nov. 16	Ohio	n/a	40-7	n/a
Nov. 22	Morehead State	n/a	40-6	n/a

**Sun Bowl (El Paso, Texas)**

Jan. 1	vs. Drake	n/a	34-20	20,000
--------	-----------	-----	-------	--------

**1958** (4-4)

Coach: Frank Camp

Date	Opponent	Rnk	Score	Att
Sept. 27	Eastern Kentucky	n/a	20-7	n/a
Oct. 4	at Toledo	n/a	7-13	n/a
Oct. 11	Murray State	n/a	27-0	n/a
Oct. 18	at Dayton	n/a	13-26	n/a
Oct. 25	at Central Michigan	n/a	40-7	n/a
Nov. 8	Kent State	n/a	21-0	n/a
Nov. 15	at Ohio	n/a	6-23	n/a
Nov. 22	North Texas State	n/a	10-21	n/a

**1959** (6-4)

Coach: Frank Camp

Date	Opponent	Rnk	Score	Att
Sept. 15	Western Kentucky	n/a	19-0	n/a
Sept. 19	at Xavier	n/a	13-28	n/a
Sept. 25	at Eastern Kentucky	n/a	14-7	n/a
Oct. 3	at Bradley	n/a	28-8	n/a
Oct. 10	at Murray State	n/a	28-0	n/a
Oct. 17	Dayton	n/a	32-6	n/a
Oct. 31	Marshall	n/a	48-6	n/a
Nov. 7	at North Texas State	n/a	7-39	n/a
Nov. 14	Ohio	n/a	15-22	n/a
Nov. 21	at Kent State	n/a	14-16	n/a

**1960** (7-2)

Coach: Frank Camp

Date	Opponent	Rnk	Score	Att
Sept. 17	at Tennessee Tech	n/a	7-21	n/a
Sept. 23	Eastern Kentucky	n/a	28-7	n/a
Sept. 30	Bradley	n/a	40-6	n/a
Oct. 7	Murray State	n/a	12-6	n/a
Oct. 15	at Dayton	n/a	36-0	n/a
Oct. 21	Western Kentucky	n/a	44-0	n/a
Oct. 29	at Marshall	n/a	7-0	n/a
Nov. 5	Xavier	n/a	0-29	n/a
Nov. 11	Kent State	n/a	22-8	n/a

**1961** (6-3)

Coach: Frank Camp

Date	Opponent	Rnk	Score	Att
Sept. 16	Tennessee Tech	n/a	29-13	n/a
Sept. 22	at Eastern Kentucky	n/a	33-6	n/a
Sept. 30	Marshall	n/a	32-6	n/a
Oct. 7	Memphis State	n/a	13-28	n/a
Oct. 14	Dayton	n/a	6-7	n/a
Oct. 21	Western Kentucky	n/a	20-0	n/a
Nov. 4	at Xavier	n/a	8-16	n/a
Nov. 11	at Kent State	n/a	19-15	n/a
Nov. 18	at North Texas State	n/a	20-0	n/a

**1962** (6-4)

Coach: Frank Camp

Date	Opponent	Rnk	Score	Att
Sept. 15	at Wichita State	n/a	21-20	n/a
Sept. 22	Western Michigan	n/a	27-21	n/a
Sept. 29	at Marshall	n/a	18-0	n/a
Oct. 6	at Memphis State	n/a	0-49	n/a
Oct. 13	at Dayton	n/a	21-0	n/a
Oct. 20	at Tulsa	n/a	7-25	n/a
Nov. 3	Xavier	n/a	12-13	n/a
Nov. 10	Kent State	n/a	29-8	n/a
Nov. 17	North Texas State	n/a	14-10	n/a
Nov. 24	Houston	n/a	25-27	n/a

**1963** (3-7, 1-3 Missouri Valley)

Coach: Frank Camp

Date	Opponent	Rnk	Score	Att
Sept. 28	at North Texas State*	n/a	6-26	n/a
Oct. 5	Southern Illinois	n/a	7-13	n/a
Oct. 12	Dayton*	n/a	13-12	n/a
Oct. 19	Wichita State*	n/a	14-47	n/a
Oct. 26	Marshall	n/a	27-14	n/a
Nov. 2	Memphis State	n/a	0-25	n/a
Nov. 9	at Kent State	n/a	7-26	n/a
Nov. 16	at Western Michigan	n/a	21-7	n/a
Dec. 7	at Tulsa*	n/a	16-22	n/a
Dec. 14	at Houston	n/a	7-21	n/a

**1964** (1-9, 1-3 Missouri Valley)

Coach: Frank Camp

Date	Opponent	Rnk	Score	Att
Sept. 19	Western Michigan	n/a	7-10	n/a
Sept. 26	at Southern Illinois	n/a	6-7	n/a
Oct. 3	North Texas State*	n/a	0-22	n/a
Oct. 10	at Dayton*	n/a	21-7	n/a
Oct. 17	Tulsa*	n/a	0-58	n/a
Oct. 24	at Marshall	n/a	6-28	n/a
Oct. 31	at Wichita State*	n/a	15-23	n/a
Nov. 7	Kent State	n/a	7-14	n/a
Nov. 14	at Memphis State	n/a	0-34	n/a
Nov. 21	Drake	n/a	8-14	n/a

**1965** (6-4, 3-1 Missouri Valley)

Coach: Frank Camp

Date	Opponent	Rnk	Score	Att
Sept. 18	at Western Michigan	n/a	13-17	n/a
Sept. 25	Southern Illinois	n/a	13-0	n/a
Oct. 2	at North Texas State*	n/a	29-21	n/a
Oct. 9	Dayton*	n/a	34-0	n/a
Oct. 16	East Carolina	n/a	20-34	n/a
Oct. 23	Marshall	n/a	23-7	n/a
Oct. 30	Wichita State*	n/a	30-10	n/a
Nov. 6	at Tulsa*	n/a	18-51	n/a

MEDIA

PREVIEW

TEAM

COACHES

REVIEW

HONORS

PROS

RECORDS

UOFL





## All-Time Scores

Nov. 13	at Drake	n/a	32-17	n/a
Nov. 20	at Kent State	n/a	6-7	n/a

**1966** (6-4, 1-3 Missouri Valley)

Coach: Frank Camp

Date	Opponent	Rnk	Score	Att
Sept. 24	at Southern Illinois	n/a	16-7	n/a
Oct. 1	North Texas State*	n/a	19-20	n/a
Oct. 8	at Dayton	n/a	17-20	n/a
Oct. 15	Drake	n/a	66-26	n/a
Oct. 22	at Marshall	n/a	35-15	n/a
Oct. 29	at Wichita State*	n/a	2-9	n/a
Nov. 5	Kent State	n/a	23-20	n/a
Nov. 12	at Cincinnati*	n/a	3-17	n/a
Nov. 19	Tulsa*	n/a	29-18	n/a
Nov. 26	East Carolina	n/a	21-7	n/a

**1967** (5-5, 1-3 Missouri Valley)

Coach: Frank Camp

Date	Opponent	Rnk	Score	Att
Sept. 16	at Drake	n/a	46-7	n/a
Sept. 23	Southern Illinois	n/a	26-0	n/a
Sept. 30	at North Texas State*	n/a	28-30	n/a
Oct. 7	Dayton	n/a	29-7	n/a
Oct. 14	at East Carolina	n/a	13-18	n/a
Oct. 21	Marshall	n/a	43-7	n/a
Oct. 28	Wichita State*	n/a	24-17	n/a
Nov. 4	at Kent State	n/a	21-28	n/a
Nov. 11	Cincinnati*	n/a	7-13	n/a
Dec. 2	at Tulsa*	n/a	23-35	n/a

**1968** (5-5, 2-3 Missouri Valley)

Coach: Frank Camp

Date	Opponent	Rnk	Score	Att
Sept. 21	at Southern Illinois	n/a	33-10	n/a
Oct. 5	at Dayton	n/a	14-28	n/a
Oct. 12	Tulsa*	n/a	16-7	n/a
Oct. 19	at Marshall	n/a	13-10	n/a
Oct. 26	at Wichita State*	n/a	21-14	n/a
Nov. 2	Kent State	n/a	23-9	n/a
Nov. 9	at Cincinnati*	n/a	7-37	n/a
Nov. 16	North Texas State*	n/a	14-36	n/a
Nov. 23	Drake	n/a	37-38	n/a
Nov. 30	Memphis State*	n/a	14-44	n/a

**1969** (5-4-1, 2-3 Missouri Valley)

Coach: Lee Corso

Date	Opponent	Rnk	Score	Att
Sept. 13	at Drake	n/a	24-24	n/a
Sept. 20	Southern Illinois	n/a	17-13	n/a
Oct. 4	Dayton	n/a	24-17	n/a
Oct. 18	Marshall	n/a	34-17	n/a
Oct. 25	at North Texas State*	n/a	13-31	n/a
Nov. 1	at Kent State	n/a	6-35	n/a
Nov. 8	Cincinnati*	n/a	21-31	n/a
Nov. 15	Wichita State*	n/a	13-7	n/a
Nov. 22	at Memphis State*	n/a	19-69	n/a
Nov. 27	at Tulsa*	n/a	35-29	n/a

**1970** (8-3-1, 4-0 Missouri Valley Champions)

Coach: Lee Corso

Date	Opponent	Rnk	Score	Att
Sept. 12	at Florida State	n/a	7-9	n/a
Sept. 19	at Southern Illinois	n/a	28-31	n/a
Sept. 26	North Texas State*	n/a	13-2	n/a
Oct. 3	at Dayton	n/a	11-28	n/a

Oct. 10	Tulsa*	n/a	14-8	n/a
Oct. 17	at Marshall	n/a	16-14	n/a
Oct. 31	Kent State	n/a	14-13	n/a
Nov. 7	Memphis State*	n/a	40-27	n/a
Nov. 14	at Cincinnati	n/a	28-14	n/a
Nov. 21	Drake	n/a	23-14	n/a
Nov. 28	at Wichita State*	n/a	34-24	n/a

**Pasadena Bowl (Pasadena, Calif.)**

Dec. 19	vs. Long Beach State	n/a	24-24	20,472
---------	----------------------	-----	-------	--------

**1971** (6-3-1, 3-1 Missouri Valley)

Coach: Lee Corso

Date	Opponent	Rnk	Score	Att
Sept. 18	at Vanderbilt	n/a	0-0	n/a
Sept. 25	at Drake	n/a	7-10	n/a
Oct. 2	Dayton	n/a	41-13	n/a
Oct. 9	at Memphis State*	n/a	26-20	n/a
Oct. 16	at North Texas State*	n/a	17-20	n/a
Oct. 23	Wichita State *	n/a	21-5	n/a
Oct. 30	Tampa	n/a	21-10	n/a
Nov. 6	at Tulsa*	n/a	17-0	n/a
Nov. 13	Southern Illinois	n/a	24-14	n/a
Nov. 27	Cincinnati	n/a	16-19	n/a

**1972** (9-1, 4-1 Missouri Valley Champions)

Coach: Lee Corso

Date	Opponent	Rnk	Score	Att
Sept. 16	Kent State	n/a	34-0	n/a
Sept. 30	at Dayton	n/a	28-11	n/a
Oct. 7	at Tampa	n/a	17-14	n/a
Oct. 14	North Texas State*	n/a	56-6	n/a
Oct. 21	at Wichita State*	n/a	46-3	n/a
Oct. 28	at Cincinnati	n/a	38-13	n/a
Nov. 4	Tulsa*	n/a	26-28	n/a
Nov. 11	at Southern Illinois	n/a	20-16	n/a
Nov. 18	Memphis State*	n/a	17-0	n/a
Nov. 25	Drake*	n/a	27-0	n/a

**1973** (5-6, 3-3 Missouri Valley)

Coach: T.W. Alley

Date	Opponent	Rnk	Score	Att
Sept. 8	at Memphis State*	n/a	21-28	n/a
Sept. 15	at Kent State	n/a	3-10	n/a
Sept. 22	at Drake*	n/a	27-17	n/a
Oct. 6	Wichita State*	n/a	24-10	n/a
Oct. 13	North Texas State*	n/a	6-7	n/a
Oct. 20	Mississippi State	n/a	7-18	n/a
Oct. 27	Cincinnati	n/a	10-8	n/a
Nov. 3	at Tulsa*	n/a	9-17	n/a
Nov. 10	Dayton	n/a	9-10	n/a
Nov. 17	Furman	n/a	35-14	n/a
Nov. 24	at West Texas State*	n/a	21-9	n/a

**1974** (4-7, 3-2 Missouri Valley)

Coach: T.W. Alley

Date	Opponent	Rnk	Score	Att
Sept. 7	Memphis State	n/a	10-16	n/a
Sept. 14	at Auburn	n/a	3-16	n/a
Sept. 28	at Cincinnati	n/a	6-7	n/a
Oct. 5	at Wichita State*	n/a	14-7	n/a
Oct. 12	at North Texas State*	n/a	24-10	n/a
Oct. 19	Drake*	n/a	35-38	n/a
Oct. 26	at Mississippi State	n/a	7-56	n/a
Nov. 2	Tulsa*	n/a	7-37	n/a
Nov. 9	at Dayton	n/a	20-15	n/a
Nov. 23	Vanderbilt	n/a	0-44	n/a

Nov. 30	West Texas State*	n/a	10-8	n/a
---------	-------------------	-----	------	-----

**1975** (2-9)

Coach: Vince Gibson

Date	Opponent	Rnk	Score	Att
Sept. 13	Western Kentucky	-	17-21	34,077
Sept. 20	at Drake	-	7-31	8,120
Sept. 27	Cincinnati	-	27-46	13,867
Oct. 4	at Wichita State	-	10-13	12,765
Oct. 11	Chattanooga	-	6-3	9,056
Oct. 18	at Memphis State	-	7-41	15,480
Oct. 25	Mississippi State*	-	14-28	8,636
Nov. 1	at Tulsa	-	14-38	14,500
Nov. 8	Dayton	-	13-32	9,888
Nov. 15	at NE Louisiana	-	10-14	6,700
Nov. 22	at West Texas State	-	23-49	6,200

\* won by forfeit

**1976** (5-6)

Coach: Vince Gibson

Date	Opponent	Rnk	Score	Att
Sept. 18	at Mississippi State*	-	21-30	27,000
Sept. 25	Drake	-	37-24	16,016
Oct. 2	Wichita State	-	28-14	16,541
Oct. 9	at Pittsburgh	2	6-27	34,000
Oct. 16	Northeast Louisiana	-	36-8	14,069
Oct. 23	at Alabama	18	3-24	58,414
Oct. 30	Tulsa	-	10-20	8,068
Nov. 6	at Rutgers	-	0-34	16,000
Nov. 13	Memphis State	-	14-26	9,943
Nov. 20	Boston University	-	16-7	7,713
Nov. 27	at Cincinnati	-	6-20	7,757

\*Won by Forfeit

**1977** (7-4-1)

Coach: Vince Gibson

Date	Opponent	Rnk	Score	Att
Sept. 10	Northern Illinois	-	38-0	16,453
Sept. 17	Cincinnati	-	17-17	25,384
Sept. 24	William & Mary	-	7-21	20,571
Oct. 1	at Memphis State	-	14-13	22,750
Oct. 8	Tulsa	-	33-0	12,007
Oct. 15	at Dayton	-	10-14	11,091
Oct. 22	at Alabama	3	6-55	60,210
Oct. 29	at Marshall	-	56-0	10,232
Nov. 5	Wichita State	-	51-21	12,031
Nov. 12	Drake	-	18-13	12,247
Nov. 20	Indiana State	-	27-16	11,847

**Independence Bowl (Shreveport, La.)**

Dec. 17	vs. La. Tech	-	14-24	18,500
---------	--------------	---	-------	--------

**1978** (7-4)

Coach: Vince Gibson

Date	Opponent	Rnk	Score	Att
Sept. 9	South Dakota State	-	54-7	21,109
Sept. 16	Maryland	20	17-24	36,124
Sept. 23	at Cincinnati	-	28-14	21,709
Sept. 30	Indiana State	-	31-12	16,931
Oct. 7	at Tulsa	-	7-24	20,500
Oct. 14	NW Louisiana	-	51-7	13,372
Oct. 21	Boston University	-	35-7	15,886
Oct. 28	William & Mary	-	33-21	17,879
Nov. 4	at Wichita State	-	38-20	10,813
Nov. 11	Memphis State	-	22-29	17,012
Nov. 18	at Southern Miss	-	3-37	16,219

**1979 (4-6-1)**

Coach: Vince Gibson

Date	Opponent	Rnk	Score	Att
Sept. 8	Virginia Tech	-	14-15	29,436
Sept. 15	at Miami (Fla.)	-	12-24	41,129
Sept. 22	Cincinnati	-	22-19	20,174
Sept. 29	at Drake	-	31-21	13,155
Oct. 6	Florida State	9	0-27	27,306
Oct. 13	Tulsa	-	24-7	14,941
Oct. 20	at Indiana State	-	34-10	16,279
Nov. 3	Southern Miss	-	10-10	13,085
Nov. 10	at Memphis State	-	6-10	17,205
Nov. 17	at Maryland	-	7-28	25,104
Nov. 25	Rutgers	-	7-31	10,152

**1980 (5-6)**

Coach: Bob Weber

Date	Opponent	Rnk	Score	Att
Sept. 6	Miami (Fla.)	-	10-24	22,120
Sept. 13	at Florida State	10	0-52	52,623
Sept. 20	Murray State	-	9-13	23,109
Sept. 27	at Kansas	-	17-9	34,800
Oct. 11	Memphis State	-	38-14	15,501
Oct. 18	Indiana State	-	27-17	24,695
Oct. 25	at Florida	-	0-13	62,687
Nov. 1	Temple	-	12-17	13,436
Nov. 8	at Pittsburgh	9	23-41	47,280
Nov. 15	Cincinnati	-	20-0	12,629
Nov. 22	at Southern Miss	-	6-3	21,210

**1981 (5-6)**

Coach: Bob Weber

Date	Opponent	Rnk	Score	Att
Sept. 5	at Florida State	19	0-17	50,735
Sept. 12	Toledo	-	31-6	21,225
Sept. 19	Long Beach State	-	35-13	23,424
Sept. 26	at Missouri	-	3-34	57,448
Oct. 3	Marshall	-	36-0	20,745
Oct. 10	at Memphis State	-	14-7	24,286
Oct. 17	Tennessee State	-	30-42	28,136
Oct. 24	at Oklahoma State	-	11-19	44,000
Nov. 7	NE Louisiana	-	7-40	15,094
Nov. 14	at Cincinnati	-	0-24	15,617
Nov. 21	Southern Miss	9	13-10	12,940

**1982 (5-6)**

Coach: Bob Weber

Date	Opponent	Rnk	Score	Att
Sept. 4	Western Kentucky	-	20-10	24,475
Sept. 11	at Cincinnati	-	16-38	14,324
Sept. 25	Oklahoma State	-	28-22	21,202
Oct. 2	Miami (Fla.)	19	6-28	28,749
Oct. 9	Temple	-	14-55	19,223
Oct. 16	Richmond	-	35-0	16,381
Oct. 23	at Southern Miss	-	0-48	28,642
Oct. 30	at Pittsburgh	1	14-63	53,017
Nov. 6	Indiana State	-	35-23	15,054
Nov. 13	at Florida State	9	14-49	51,233
Nov. 20	at Memphis State	-	38-19	7,370

**1983 (3-8)**

Coach: Bob Weber

Date	Opponent	Rnk	Score	Att
Sept. 3	at SMU	19	6-24	23,750
Sept. 10	Western Kentucky	-	41-22	31,279
Sept. 17	Army	-	31-7	27,454

Sept. 24	Cincinnati	-	31-23	23,992
Oct. 1	at Virginia Tech	-	0-31	28,300
Oct. 8	at Miami (Fla.)	12	14-42	30,073
Oct. 15	Pittsburgh	-	10-55	31,447
Oct. 20	at Florida State	-	7-51	42,117
Nov. 5	Southern Miss	-	3-27	17,064
Nov. 12	at Temple	-	7-24	3,021
Nov. 24	Memphis State	-	7-45	9,574

**1984 (2-9)**

Coach: Bob Weber

Date	Opponent	Rnk	Score	Att
Sept. 1	Murray State	-	23-26	24,557
Sept. 8	at West Virginia	-	6-30	55,002
Sept. 15	SMU	-	7-41	26,859
Sept. 29	at Houston	-	30-28	22,533
Oct. 6	Western Kentucky	-	45-17	24,468
Oct. 13	Indiana State	-	21-44	25,051
Oct. 20	at Rutgers	-	21-38	25,764
Oct. 27	at Cincinnati	-	21-40	15,767
Nov. 3	Miami (Fla.)	6	23-38	20,113
Nov. 10	Tennessee State	-	15-24	23,821
Nov. 17	at Southern Miss	-	25-34	15,904

**1985 (2-9)**

Coach: Howard Schnellenberger

Date	Opponent	Rnk	Score	Att
Sept. 7	at West Virginia	-	13-52	62,128
Sept. 14	at Indiana	-	28-41	37,626
Sept. 21	Western Kentucky	-	23-14	36,914
Sept. 28	Houston	-	27-49	30,334
Oct. 5	at Syracuse	-	0-48	26,992
Oct. 12	Southern Miss	-	12-42	25,843
Oct. 19	Cincinnati	-	9-31	21,283
Oct. 26	at Miami (Fla.)	15	7-45	31,761
Nov. 2	Central Florida	-	42-21	21,391
Nov. 9	at Virginia Tech	-	17-41	28,300
Nov. 23	Eastern Kentucky	-	21-45	30,113

**1986 (3-8)**

Coach: Howard Schnellenberger

Date	Opponent	Rnk	Score	Att
Sept. 6	at Illinois	-	0-23	72,822
Sept. 13	at Indiana	-	0-21	35,126
Sept. 20	Western Kentucky	-	45-6	34,144
Sept. 27	Memphis State	-	34-8	30,801
Oct. 4	at Cincinnati	-	17-24	16,317
Oct. 18	at Boston College	-	7-41	28,105
Oct. 25	Florida State	-	18-54	22,822
Nov. 1	Rutgers	-	0-41	20,165
Nov. 8	at Tulane	-	23-12	22,108
Nov. 15	West Virginia	-	19-42	21,834
Nov. 22	at Southern Miss	-	16-31	11,231

**1987 (3-7-1)**

Coach: Howard Schnellenberger

Date	Opponent	Rnk	Score	Att
Sept. 5	Tulane	-	42-40	32,242
Sept. 12	Cincinnati	-	0-25	33,392
Sept. 19	at Purdue	-	22-22	63,125
Sept. 26	Murray State	-	34-10	29,231
Oct. 3	Southern Miss	-	6-65	20,647
Oct. 10	Marshall	-	31-34	21,658
Oct. 17	at Florida State	4	9-32	53,114
Oct. 24	Akron	-	31-10	18,743
Oct. 31	at Tulsa	-	22-26	19,472

Nov. 7	at Tennessee	-	10-41	92,084
Nov. 14	at Memphis State	-	8-43	20,418

**1988 (8-3)**

Coach: Howard Schnellenberger

Date	Opponent	Rnk	Score	Att
Sept. 3	at Maryland	-	16-27	30,457
Sept. 10	Wyoming	-	9-44	29,105
Sept. 17	Memphis State	-	29-18	22,476
Sept. 24	at North Carolina	-	38-34	49,900
Oct. 1	at Southern Miss	-	23-30	17,584
Oct. 8	Tulsa	-	9-3	24,381
Oct. 15	Virginia	-	30-28	30,142
Oct. 22	at Tulane	-	38-35	24,824
Oct. 29	at Cincinnati	-	21-6	19,193
Nov. 5	Virginia Tech	-	13-3	21,107
Nov. 12	Western Kentucky	-	35-17	31,636

**1989 (6-5)**

Coach: Howard Schnellenberger

Date	Opponent	Rnk	Score	Att
Sept. 2	at Wyoming	-	28-21	26,132
Sept. 9	at Kansas	-	33-28	32,700
Sept. 23	West Virginia	9	21-30	39,132
Sept. 30	Cincinnati	-	37-17	36,305
Oct. 14	Southern Miss	-	10-16	38,484
Oct. 21	at Tulsa	-	24-31	20,012
Oct. 28	at Virginia	-	15-16	33,400
Nov. 4	Western Kentucky	-	55-7	36,126
Nov. 11	at Memphis State	-	40-10	14,003
Nov. 18	at Boston College	-	36-22	24,650
Dec. 2	Syracuse (Tokyo)	-	13-24	50,000

**1990 (10-1-1)**

Coach: Howard Schnellenberger

Date	Opponent	Rnk	Score	Att
Sept. 1	at San Jose State	-	10-10	16,281
Sept. 8	Murray State	-	68-0	34,417
Sept. 15	Kansas	-	28-16	35,848
Sept. 22	at West Virginia	-	9-7	61,933
Sept. 29	at Southern Miss	-	13-25	20,545
Oct. 6	Tulsa	-	38-14	36,692
Oct. 13	Memphis State	-	19-17	37,423
Oct. 20	at Pittsburgh	-	27-20	34,261
Oct. 27	Western Kentucky	-	41-7	35,122
Nov. 3	at Cincinnati	-	41-16	23,575
Nov. 10	Boston College	-	17-10	37,636

**Fiesta Bowl (Phoenix, Ariz.)**

Jan. 1	vs. Alabama	25	34-7	69,098
--------	-------------	----	------	--------

**1991 (2-9)**

Coach: Howard Schnellenberger

Date	Opponent	Rnk	Score	Att
Aug. 31	Eastern Kentucky	-	24-14	38,542
Sept. 5	Tennessee	11	11-28	40,457
Sept. 14	at Ohio State	19	15-23	91,734
Sept. 28	Southern Miss	-	28-14	38,231
Oct. 5	Cincinnati	-	7-30	34,327
Oct. 12	at Boston College	-	3-33	27,839
Oct. 19	Army	-	12-37	33,147
Oct. 26	at Virginia Tech	-	13-41	45,662
Nov. 2	Florida State	1	15-40	34,270
Nov. 9	at Memphis State	-	7-35	16,665
Nov. 16	at Tulsa	-	0-40	31,717

MEDIA

PREVIEW

TEAM

COACHES

REVIEW

HONORS

PROS

RECORDS

UOFL





## All-Time Scores

MEDIA

PREVIEW

TEAM

COACHES

REVIEW

HONORS

PROS

RECORDS

UOFL

## 1992 (5-6)

Coach: Howard Schnellenberger

Date	Opponent	Rnk	Score	Att
Sept. 5	at Ohio State	17	19-20	89,653
Sept. 12	Memphis State	-	16-15	37,192
Sept. 19	at Arizona State	-	0-19	45,782
Sept. 26	Wyoming	-	24-26	28,463
Oct. 3	Syracuse	-	9-15	37,323
Oct. 10	Virginia Tech	-	21-17	29,418
Oct. 17	Tulsa	-	32-27	29,517
Oct. 24	at Florida	20	17-31	84,476
Oct. 31	at Cincinnati	-	27-17	15,187
Nov. 7	at Texas A&M	-	18-40	48,848
Nov. 14	at Pittsburgh	-	31-16	14,065

## 1993 (9-3)

Coach: Howard Schnellenberger

Date	Opponent	Rnk	Score	Att
Sept. 4	San Jose State	-	31-24	35,923
Sept. 11	at Memphis State	-	54-28	35,573
Sept. 18	Arizona State	23	35-17	39,639
Sept. 25	Texas	-	41-10	38,492
Oct. 2	at Pittsburgh	-	29-7	28,528
Oct. 9	at West Virginia	24	34-36	57,578
Oct. 16	Southern Miss	-	35-27	36,322
Oct. 23	Navy	-	28-0	37,214
Nov. 6	at Tennessee	7	10-45	94,826
Nov. 13	at Texas A&M	11	7-42	56,161
Nov. 25	at Tulsa	-	28-0	11,257

## Liberty Bowl (Memphis, Tenn.)

Dec. 28	vs. Michigan State	-	18-7	21,097
---------	--------------------	---	------	--------

## 1994 (6-5)

Coach: Howard Schnellenberger

Date	Opponent	Rnk	Score	Att
Sept. 3	at Kentucky	-	14-20	59,162
Sept. 10	at Texas	-	16-30	64,627
Sept. 17	at Arizona State	-	25-22	45,411
Oct. 1	Pittsburgh	-	33-29	38,621
Oct. 8	NC State	18	35-14	38,318
Oct. 15	at Army	-	29-30	32,125
Oct. 22	at Navy	-	35-14	38,156
Oct. 29	Memphis	-	10-6	36,219
Nov. 3	Boston College	-	14-35	38,711
Nov. 12	Texas A&M	-	10-26	36,112
Nov. 26	Tulsa	-	34-27	35,655

## 1995 (7-4)

Coach: Ron Cooper

Date	Opponent	Rnk	Score	Att
Sept. 2	at Kentucky	-	13-10	58,967
Sept. 9	at Northern Illinois	-	34-21	22,357
Sept. 16	Michigan State	-	7-30	34,027
Sept. 21	North Carolina	-	10-17	37,704
Sept. 30	at Memphis	-	17-7	29,968
Oct. 7	at Southern Miss	-	21-25	21,079
Oct. 14	at Wyoming	-	20-27	22,418
Oct. 28	Maryland	-	31-0	36,386
Nov. 4	Tulane	-	34-14	33,271
Nov. 11	NE Louisiana	-	39-0	25,212
Nov. 18	North Texas	-	57-14	26,577

## 1996 (5-6, 2-3 Conference USA)

Coach: Ron Cooper

Date	Opponent	Rnk	Score	Att
Aug. 31	at Kentucky	-	38-14	59,384

Sept. 7	at Penn State	7	7-24	95,670
Sept. 14	Baylor	-	13-14	38,756
Sept. 21	at Michigan State	-	30-20	70,311
Sept. 28	Southern Miss*	-	7-24	36,482
Oct. 12	at Tulane*	-	23-20	17,561
Oct. 19	Northern Illinois	-	27-3	36,467
Oct. 26	Cincinnati*	-	7-10	36,242
Nov. 2	Memphis*	-	13-10	33,512
Nov. 9	at North Carolina	-	10-28	46,000
Nov. 16	at Houston*	-	7-38	19,651

## 1997 (1-10, 0-6 Conference USA)

Coach: Ron Cooper

Date	Opponent	Rnk	Score	Att
Aug. 30	at Kentucky	-	24-38	59,186
Sept. 6	Utah	-	21-27	35,437
Sept. 13	Illinois	-	26-14	36,824
Sept. 20	Penn State	1	21-57	39,826
Sept. 27	at Oklahoma	-	14-35	74,993
Oct. 4	at Southern Miss*	-	24-42	23,028
Oct. 11	Tulane*	-	33-64	29,547
Oct. 25	Houston*	-	22-36	21,432
Nov. 1	East Carolina*	-	31-45	12,850
Nov. 8	at Cincinnati*	-	9-28	21,346
Nov. 15	at Memphis*	-	20-21	15,243

## 1998 (7-5, 4-2 Conference USA)

Coach: John L. Smith

Date	Opponent	Rnk	Score	Att
Sept. 5	Kentucky	-	34-68	42,643
Sept. 12	at Utah	-	22-45	44,112
Sept. 19	at Illinois	-	35-9	39,414
Sept. 26	Boston College	-	52-28	38,231
Oct. 3	Cincinnati*	-	62-19	35,479
Oct. 10	at Southern Miss*	-	21-56	22,043
Oct. 17	at Tulane*	-	22-28	26,217
Oct. 24	Memphis*	-	35-32	39,247
Oct. 31	Western Kentucky	-	63-34	32,649
Nov. 14	at East Carolina*	-	63-45	26,258
Nov. 21	Army*	-	35-23	40,349

## Motor City Bowl (Pontiac, Mich.)

Dec. 23	vs. Marshall	-	29-48	52,016
---------	--------------	---	-------	--------

## 1999 (7-5, 4-2 Conference USA)

Coach: John L. Smith

Date	Opponent	Rnk	Score	Att
Sept. 4	at Kentucky	-	56-28	70,692
Sept. 11	Chattanooga	-	58-30	38,147
Sept. 18	Illinois	-	36-41	40,332
Sept. 25	Oklahoma	-	21-42	41,214
Oct. 2	Eastern Michigan	-	45-10	33,879
Oct. 7	at Army* (2OT)	-	52-59	26,535
Oct. 16	at Memphis*	-	32-31	30,315
Oct. 23	Houston*	-	39-33	27,261
Oct. 30	UAB*	-	23-14	34,786
Nov. 6	at Cincinnati*	-	23-13	26,399
Nov. 20	Southern Miss*	18	27-30	41,826

## Humanitarian Bowl (Boise, Idaho)

Dec. 30	vs. Boise State	-	31-34	29,283
---------	-----------------	---	-------	--------

## 2000 (9-3, 6-1 Conference USA Champions)

Coach: John L. Smith

Date	Opponent	Rnk	Score	Att
Sept. 2	Kentucky (OT)	-	40-34	42,510
Sept. 9	Grambling	-	52-0	41,227
Sept. 23	at Florida State	2	0-31	80,741

Sept. 30	Connecticut	-	41-22	38,121
Oct. 7	at UAB*	-	38-17	18,000
Oct. 14	Cincinnati*	-	38-24	39,233
Oct. 19	East Carolina*	-	25-28	38,024
Oct. 28	Tulane*	-	35-32	30,387
Nov. 4	at Southern Miss*	13	49-28	31,667
Nov. 11	Army*	-	38-17	40,328
Nov. 18	at Houston*	-	32-13	3,006

## Liberty Bowl (Memphis, Tenn.)

Dec. 29	vs. Colorado State	23	17-22	58,302
---------	--------------------	----	-------	--------

## 2001 (11-2, 6-1 Conference USA Champions)

Coach: John L. Smith

Date	Opponent	Rnk	Score	Att
Aug. 23	New Mexico State	-	45-24	38,129
Sept. 1	at Kentucky	-	36-10	70,838
Sept. 8	Western Carolina	-	31-7	35,214
Sept. 22	at Illinois	-	10-34	43,232
Sept. 29	Memphis*	-	38-21	39,256
Oct. 4	Colorado State	-	7-2	39,389
Oct. 16	Southern Miss*	-	24-14	33,627
Oct. 27	at Cincinnati*	-	28-13	31,004
Nov. 3	at Tulane*	-	52-7	19,369
Nov. 10	Houston*	-	34-10	40,479
Nov. 15	at East Carolina*	-	39-34	39,775
Nov. 23	at TCU*	-	22-37	22,176

## Liberty Bowl (Memphis, Tenn.)

Dec. 31	vs. BYU	19	28-10	58,968
---------	---------	----	-------	--------

## 2002 (7-6, 5-3 Conference USA)

Coach: John L. Smith

Date	Opponent	Rnk	Score	Att
Sept. 1	Kentucky	-	17-22	42,660
Sept. 7	at Duke	-	40-3	25,486
Sept. 14	at Colorado State (2OT)	24	33-36	31,607
Sept. 21	at Army*	-	45-14	28,625
Sept. 26	Florida State (OT)	4	26-20	38,109
Oct. 8	at Memphis*	-	38-32	44,081
Oct. 19	TCU*	-	31-45	34,127
Oct. 26	East Carolina*	-	44-20	32,428
Nov. 7	Cincinnati*	-	14-24	36,253
Nov. 14	at Southern Miss* (OT)	-	20-17	28,076
Nov. 23	UAB*	-	41-21	35,261
Nov. 30	at Houston*	-	10-27	11,048

## GMAC Bowl (Mobile, Ala.)

Dec. 18	vs. Marshall	-	15-38	40,646
---------	--------------	---	-------	--------

## 2003 (9-4, 5-3 Conference USA)

Coach: Bobby Petrino

Date	Opponent	Rnk	Score	Att
Aug. 31	at Kentucky	-	40-24	70,467
Sept. 13	at Syracuse	-	30-20	38,550
Sept. 20	UTEP	-	42-14	40,205
Sept. 27	Temple	-	21-12	38,489
Oct. 4	at USF* (2OT)	-	28-31	36,044
Oct. 11	Army*	-	34-10	40,432
Oct. 17	Tulane*	-	47-28	38,119
Oct. 25	at East Carolina*	-	36-20	33,420
Nov. 5	at TCU*	13	28-31	33,681
Nov. 15	Memphis*	-	7-37	30,114
Nov. 22	Houston*	-	66-45	33,268
Nov. 28	at Cincinnati*	-	43-40	11,993

## GMAC Bowl (Mobile, Ala.)

Dec. 18	vs. Miami (Ohio)	14	28-49	40,620
---------	------------------	----	-------	--------

**2004**

(11-1, 8-0 Conference USA Champions)

Coach: Bobby Petrino

Date	Opponent	Rnk	Score	Att
Sept. 5	Kentucky	-	28-0	42,681
Sept. 11	at Army*	-	52-21	28,130
Sept. 25	at North Carolina	-	34-0	49,000
Oct. 2	East Carolina*	-	59-7	40,220
Oct. 14	at Miami	3	38-41	63,715
Oct. 22	USF*	-	41-9	42,032
Nov. 4	at Memphis*	-	56-49	52,384
Nov. 10	TCU*	-	55-28	40,107
Nov. 20	at Houston*	-	65-27	20,176
Nov. 27	Cincinnati*	-	70-7	37,617
Dec. 4	at Tulane*	-	55-7	22,169

**Liberty Bowl (Memphis, Tenn.)**

Dec. 31	Boise State	10	44-40	58,355
---------	-------------	----	-------	--------

**2005 (9-3, 5-2 BIG EAST)**

Coach: Bobby Petrino

Date	Opponent	Rnk	Score	Att
Sept. 4	at Kentucky	-	31-24	70,752
Sept. 17	Oregon State	-	63-27	42,647
Sept. 24	at USF*	-	14-45	33,586
Oct. 1	Florida Atlantic	-	61-10	40,219
Oct. 8	North Carolina	-	69-14	41,334
Oct. 15	at W.Virginia* (3OT)	25	44-46	59,797
Oct. 22	at Cincinnati*	-	46-22	21,086
Nov. 3	Pittsburgh*	-	42-20	42,692
Nov. 11	Rutgers*	-	56-5	41,219
Nov. 26	Syracuse*	-	41-17	37,896
Dec. 3	at Connecticut*	-	30-20	40,000

**Gator Bowl (Jacksonville, Fla.)**

Jan. 2	Virginia Tech	12	24-35	63,780
--------	---------------	----	-------	--------

**2006 (12-1, 6-1 BIG EAST Champions)**

Coach: Bobby Petrino

Date	Opponent	Rnk	Score	Att
Sept. 3	Kentucky	-	59-28	42,597
Sept. 9	at Temple	-	62-0	16,015
Sept. 16	Miami	17	31-7	42,704
Sept. 23	at Kansas State	-	24-6	45,855
Oct. 6	vs. Middle Tennessee	-	44-17	32,797
Oct. 14	Cincinnati*	-	23-17	41,549
Oct. 21	at Syracuse*	-	28-13	35,708
Nov. 2	West Virginia*	3	44-34	43,217
Nov. 9	at Rutgers*	15	25-28	44,111
Nov. 18	USF*	-	31-8	40,348
Nov. 25	at Pittsburgh*	-	48-24	41,881
Dec. 2	Connecticut*	-	48-17	38,476

**Orange Bowl (Miami, Fla.)**

Jan. 2	Wake Forest	15	24-13	74,470
--------	-------------	----	-------	--------

**2007 (6-6, 3-4 BIG EAST)**

Coach: Steve Kragthorpe

Date	Opponent	Rnk	Score	Att
Aug. 30	Murray State	-	73-10	42,185
Sept. 6	Middle Tennessee	-	58-42	40,882
Sept. 15	at Kentucky	-	34-40	70,857
Sept. 22	Syracuse*	-	35-38	40,922
Sept. 29	at NC State	-	29-10	56,487
Oct. 5	Utah	-	35-44	40,894
Oct. 13	at Cincinnati*	5	28-24	35,097
Oct. 19	at Connecticut*	-	17-21	40,000
Oct. 27	Pittsburgh*	-	24-17	34,792
Nov. 8	at West Virginia*	6	31-38	60,992

Nov. 17	at USF*	-	17-55	57,288
Nov. 29	Rutgers*	-	41-38	39,612

**2008 (5-7, 1-6 BIG EAST)**

Coach: Steve Kragthorpe

Date	Opponent	Rnk	Score	Att
Aug. 31	Kentucky	-	2-27	42,696
Sept. 6	Tennessee Tech	-	51-10	38,694
Sept. 17	Kansas State	-	38-29	42,208
Sept. 26	Connecticut*	-	21-26	42,523
Oct. 10	at Memphis	-	35-28	40,248
Oct. 18	Middle Tennessee	-	42-23	38,319
Oct. 25	USF*	14	24-20	40,384
Nov. 1	at Syracuse*	-	21-28	32,917
Nov. 8	at Pittsburgh*	25	7-41	44,055
Nov. 14	Cincinnati*	22	20-28	37,822
Nov. 22	West Virginia*	-	21-35	34,796
Dec. 4	at Rutgers*	-	14-63	42,347

**2009 (4-8, 1-6 BIG EAST)**

Coach: Steve Kragthorpe

Date	Opponent	Rnk	Score	Att
Sept. 5	Indiana State	-	30-10	39,344
Sept. 19	at Kentucky	-	27-31	70,988
Sept. 26	at Utah	-	14-30	45,588
Oct. 2	Pittsburgh*	-	10-35	39,948
Oct. 10	Southern Miss	-	25-23	37,268
Oct. 17	at Connecticut*	-	25-38	40,000
Oct. 24	at Cincinnati*	5/6	10-41	35,099
Oct. 31	Arkansas State	-	21-13	21,497
Nov. 7	at West Virginia*	-	9-17	55,344
Nov. 14	Syracuse*	-	10-9	33,223
Nov. 21	at South Florida*	-	22-34	49,388
Nov. 27	Rutgers*	-	14-34	23,422

**2010 (7-6, 3-4 BIG EAST)**

Coach: Charlie Strong

Date	Opponent	Rnk	Score	Att
Sept. 4	Kentucky	-	16-23	55,327
Sept. 11	Eastern Kentucky	-	23-13	51,427
Sept. 18	at Oregon State	25	28-35	45,379
Oct. 2	at Arkansas State	-	34-24	25,219
Oct. 9	Memphis	-	56-0	48,427
Oct. 15	Cincinnati*	-	27-35	55,106
Oct. 23	Connecticut*	-	26-0	48,591
Oct. 30	at Pittsburgh*	-	3-20	48,562
Nov. 6	at Syracuse*	-	28-20	40,735
Nov. 13	USF* (OT)	-	21-24	43,887
Nov. 20	West Virginia*	-	10-17	51,772
Nov. 26	at Rutgers*	-	40-13	37,422

**Beef O'Brady's Bowl (St. Petersburg, Fla.)**

Dec. 21	Southern Miss	-	31-28	20,017
---------	---------------	---	-------	--------

**2011 (7-6, 5-2 BIG EAST Champions)**

Coach: Charlie Strong

Date	Opponent	Rnk	Score	Att
Sept. 1	Murray State	-	21-9	46,157
Sept. 9	FIU	-	17-24	47,228
Sept. 17	at Kentucky	-	24-17	68,170
Oct. 1	Marshall	-	13-17	53,267
Oct. 8	at North Carolina	-	7-14	51,500
Oct. 15	at Cincinnati*^	-	16-25	40,971
Oct. 21	Rutgers*	-	16-14	48,435
Oct. 29	Syracuse*	-	27-10	44,817
Nov. 5	at West Virginia*	24	38-35	57,287
Nov. 12	Pittsburgh*	-	14-21	51,321

Nov. 19	at Connecticut*	-	34-20	34,483
Nov. 25	at USF*	-	34-24	33,416

**Belk Bowl (Charlotte, N.C.)**

Dec. 27	vs. NC State	-	24-31	58,427
---------	--------------	---	-------	--------

^ Paul Brown Stadium (Cincinnati, Ohio)

**2012 (11-2, 5-2 BIG EAST Champions)**

Coach: Charlie Strong

Date	Opponent	Rnk	Score	Att
Sept. 2	Kentucky	-	32-14	55,386
Sept. 8	Missouri State	-	35-7	47,553
Sept. 15	North Carolina	-	39-34	53,334
Sept. 22	at FIU	-	28-21	12,318
Sept. 29	at Southern Miss	-	21-17	23,492
Oct. 13	at Pittsburgh*	-	45-35	42,342
Oct. 20	USF*	-	27-25	50,167
Oct. 26	Cincinnati* (OT)	-	34-31	53,271
Nov. 3	Temple*	-	45-17	44,609
Nov. 10	at Syracuse*	-	26-45	40,312
Nov. 24	Connecticut* (3OT)	-	20-23	45,618
Nov. 29	at Rutgers	-	20-17	52,798

**Sugar Bowl (New Orleans, La.)**

Jan. 2	vs. Florida	4/4	33-23	54,178
--------	-------------	-----	-------	--------

**2013 (12-1, 7-1 American Athletic Conference)**

Coach: Charlie Strong

Date	Opponent	Rnk	Score	Att
Sept. 1	Ohio	-	49-7	55,332
Sept. 7	Eastern Kentucky	-	44-7	53,647
Sept. 14	at Kentucky	-	27-13	65,445
Sept. 21	FIU	-	72-0	51,586
Oct. 5	at Temple*	-	30-7	21,709
Oct. 10	Rutgers*	-	24-10	55,168
Oct. 18	UCF*	-	35-38	55,215
Oct. 26	at USF*	-	34-3	35,782
Nov. 8	at Connecticut*	-	31-10	27,104
Nov. 16	Houston*	-	20-13	53,027
Nov. 23	Memphis*	-	24-17	46,421
Dec. 5	at Cincinnati* (OT)	-	31-24	35,097

**Russell Athletic Bowl (Orlando, Fla.)**

Dec. 28	vs. Miami	-	36-9	51,098
---------	-----------	---	------	--------

**2014 (9-4, 5-3 Atlantic Coast Conference)**

Coach: Bobby Petrino

Date	Opponent	Rnk	Score	Att
Sept. 1	Miami*	-	31-13	55,428
Sept. 6	Murray State	-	66-21	50,179
Sept. 13	at Virginia*	-	21-23	34,816
Sept. 20	at FIU	-	34-3	10,826
Sept. 27	Wake Forest*	-	20-10	51,463
Oct. 3	at Syracuse*	-	28-6	37,569
Oct. 11	at Clemson*	-	17-23	81,500
Oct. 18	NC State*	-	30-18	50,227
Oct. 30	Florida State*	2	31-42	55,414
Nov. 8	at Boston College*	-	38-19	33,565
Nov. 22	at Notre Dame	-	31-28	80,795
Nov. 29	Kentucky	-	44-40	55,118

**Belk Bowl (Charlotte, N.C.)**

Dec. 30	vs. Georgia	13	14-37	45,671
---------	-------------	----	-------	--------

MEDIA

PREVIEW

TEAM

COACHES

REVIEW

HONORS

PROS

RECORDS

UOFL





# All-Time Scores

## 2015 (8-5, 5-3 Atlantic Coast Conference)

Coach: Bobby Petrino

Date	Opponent	Rnk	Score	Att
Sept. 5	vs. Auburn	6	24-31	73,927
Sept. 12	Houston	-	31-34	50,019
Sept. 17	Clemson*	11	17-20	55,398
Sept. 26	Samford	-	45-3	50,121
Oct. 3	at NC State*	-	20-13	56,417
Oct. 17	at Florida State*	11	21-41	71,225
Oct. 24	Boston College*	-	17-14	41,486
Oct. 30	at Wake Forest*	-	20-19	24,922
Nov. 7	Syracuse*	-	41-17	46,158
Nov. 14	Virginia*	-	38-31	51,233
Nov. 21	at Pitt*	-	34-45	42,119
Nov. 28	at Kentucky	-	38-24	62,512
<b>Music City Bowl (Nashville, Tenn.)</b>				
Dec. 30	vs. Texas A&M	-	27-21	50,478

## 2016 (9-4, 7-1 Atlantic Coast Conference, Co-Atlantic Division Champions)

Coach: Bobby Petrino

Date	Opponent	Rnk	Score	Att
Sept. 1	Charlotte	-	70-14	53,127
Sept. 9	at Syracuse*	-	62-28	32,184
Sept. 17	Florida State*	2	63-20	55,632
Sept. 24	at Marshall	-	59-28	40,592
Oct. 1	at Clemson*	5	36-42	83,362
Oct. 14	Duke*	-	24-14	55,121
Oct. 22	NC State*	-	54-13	55,218
Oct. 29	at Virginia*	-	32-25	34,824
Nov. 5	at Boston College*	-	52-7	30,644
Nov. 12	Wake Forest*	-	44-12	51,218
Nov. 17	at Houston	-	10-36	42,822
Nov. 26	Kentucky	-	38-41	54,075
<b>Citrus Bowl (Orlando, Fla.)</b>				
Dec. 31	vs. LSU	19	9-29	46,063

## 2017 (8-5, 4-4 Atlantic Coast Conference)

Coach: Bobby Petrino

Date	Opponent	Rnk	Score	Att
Sept. 2	vs. Purdue^	-	35-28	42,647
Sept. 9	at North Carolina*	-	47-35	47,000
Sept. 16	Clemson*	3	21-47	55,588
Sept. 23	Kent State	-	42-3	47,812
Sept. 30	Murray State	-	55-10	47,826
Oct. 5	at NC State*	24	25-39	56,107
Oct. 14	Boston College*	-	42-45	44,679
Oct. 21	at Florida State*	-	31-28	72,674
Oct. 28	at Wake Forest*	-	32-42	29,593
Nov. 11	Virginia*	-	38-21	46,787
Nov. 18	Syracuse*	-	56-10	34,265
Nov. 25	at Kentucky	-	44-17	56,186
<b>TaxSlayer Bowl (Jacksonville, Fla.)</b>				
Dec. 23	vs. Mississippi State	24	27-31	41,310

## 2018 (2-10, 0-8 Atlantic Coast Conference)

Coach: Bobby Petrino/Lorenzo Ward (2 games)

Date	Opponent	Rnk	Score	Att
Sept. 1	vs. Alabama^	1	14-51	57,280
Sept. 8	Indiana State	-	31-7	44,520
Sept. 15	Western Kentucky	-	20-17	54,923
Sept. 22	at Virginia*	-	3-27	34,446
Sept. 29	Florida State*	-	24-28	52,798
Oct. 5	Georgia Tech*	-	31-66	51,658
Oct. 13	at Boston College*	-	20-38	31,478

Oct. 27	Wake Forest*	-	35-56	49,603
Nov. 3	at Clemson*	2	16-77	78,641
Nov. 9	at Syracuse*	13	23-54	42,797
Nov. 17	NC State*	-	10-52	48,265
Nov. 24	Kentucky	17	10-56	49,988

## 2019 (8-5, 5-3 Atlantic Coast Conference)

Coach: Scott Satterfield

Date	Opponent	Rnk	Score	Att
Sept. 2	Notre Dame	9	17-35	58,187
Sept. 7	Eastern Kentucky	-	42-0	48,808
Sept. 14	vs. Western Kentucky&	-	38-21	22,665
Sept. 21	at Florida State*	-	24-35	46,530
Oct. 5	Boston College*	-	41-39	46,007
Oct. 12	at Wake Forest*	19	62-59	24,434
Oct. 19	Clemson*	3	10-45	51,015
Oct. 26	Virginia*	-	28-21	48,689
Nov. 9	at Miami*	-	27-52	53,111
Nov. 16	at NC State*	-	34-20	54,089
Nov. 23	Syracuse*	-	56-34	46,769
Nov. 30	at Kentucky	-	13-45	48,336
<b>Music City Bowl (Nashville, Tenn.)</b>				
Dec. 30	vs. Mississippi State	-	38-28	46,850

## 2020 (4-7, 3-7 Atlantic Coast Conference)

Coach: Scott Satterfield

Date	Opponent	Rnk	Score	Att
Sept. 12	Western Kentucky	-	35-21	11,179
Sept. 19	Miami*	17	34-47	12,120
Sept. 26	at Pitt*	21	20-23	0
Oct. 9	at Georgia Tech*	-	27-46	11,000
Oct. 17	at Notre Dame*	4	7-12	10,182
Oct. 24	Florida State*	-	48-16	11,465
Oct. 31	Virginia Tech*	-	35-42	11,901
Nov. 14	at Virginia*	-	17-31	1,000
Nov. 20	Syracuse*	-	30-0	11,192

Nov. 28	at Boston College*	-	27-34	0
Dec. 12	Wake Forest*	-	45-21	10,959

## 2021 (6-7, 4-4 Atlantic Coast Conference)

Coach: Scott Satterfield

Date	Opponent	Rnk	Score	Att
Sept. 6	vs. Mississippi	-	24-43	30,709
Sept. 11	Eastern Kentucky	-	30-3	39,673
Sept. 17	UCF	-	42-35	39,022
Sept. 25	at Florida State*	-	31-23	50,964
Oct. 2	at Wake Forest*	24	34-37	29,077
Oct. 9	Virginia*	-	33-34	40,320
Oct. 23	Boston College*	-	28-14	38,202
Oct. 30	at NC State*	-	13-28	53,123
Nov. 6	Clemson*	-	24-30	51,729
Nov. 13	Syracuse*	-	41-3	43,797
Nov. 18	at Duke*	-	62-22	8,493
Nov. 27	Kentucky	-	21-52	55,018

## First Responder Bowl (Dallas, Texas)

Dec. 28	Air Force	-	28-31	15,251
---------	-----------	---	-------	--------

## 2022 (8-5, 4-4 Atlantic Coast Conference)

Coach: Scott Satterfield

Date	Opponent	Rnk	Score	Att
Sept. 3	at Syracuse*	-	7-31	37,110
Sept. 9	at UCF	-	20-14	44,412
Sept. 16	Florida State*	-	31-35	46,459
Sept. 24	USF	-	41-3	41,217
Oct. 1	at Boston College*	-	33-34	38,517
Oct. 8	at Virginia*	-	34-17	38,009
Oct. 22	Pittsburgh*	-	24-10	41,840
Oct. 29	Wake Forest*	10	48-21	39,503
Nov. 5	James Madison	-	34-10	42,157
Nov. 12	at Clemson*	12	16-31	80,176
Nov. 19	NC State*	24	25-10	38,974
Nov. 26	at Kentucky	-	13-26	58,727
<b>Wasabi Fenway Bowl (Boston, Mass.)</b>				
Dec. 17	Cincinnati	-	24-7	15,000



MEDIA

PREVIEW

TEAM

COACHES

REVIEW

HONORS

PROS

RECORDS

UOFL

## All-Time Starting Lineups



## ■ 1993

Offense		Defense	
LT	Roman Oben	LE	Kendall Brown
LG	Tom Carroll	LT	Leonard Ray
C	Garin Patrick	RT	Jim Hanna
RG	Dave Debold	RE	Joe Johnson
RT	Jermaine Williams	LLB	Tom Cavallo
TE	Jamie Asher	MLB	Vince Dueberry
QB	Jeff Brohm	RLB	Ben Sumpter
FB	Chris Fitzpatrick	SC	Anthony Bridges
HB	Ralph Dawkins	R	Terry Quinn
FL	Aaron Bailey	FS	Darrius Watson
WR	Kevin Cook	QC	Kevin Gaines

## ■ 1994

Offense		Defense	
LT	Roman Oben	LE	Kendall Brown
LG	Shawn Kries	LT	Alton Jones
C	Jason Stinson	RT	Terrence Roscoe
RG	Brenon Meadows	RE	Antonio Bradwell
RT	Jermaine Williams	LLB	Johnny Frost
TE	Jamie Asher	MLB	Tyrus McCloud
QB	Marty Lowe	RLB	Alan Campos
FB	Chris Fitzpatrick	SC	Sam Madison
HB	Anthony Shelman	R	Terry Quinn
FL	John Bell	FS	Rico Clark
WR	Shawn Jackson	QC	Tony Bethel

## ■ 1995

Offense		Defense	
T	Matt Johnson	DE	Kendrick Gholston
G	Shawn Kries	DT	Alton Jones
C	Jason Stinson	DT	Derrick Lillard
G	Graig Hoffman	DE	Carl Powell
T	Roman Oben	LB	Johnny Frost
TE	Mike Bogan	LB	Tyrus McCloud
QB	Marty Lowe	LB	Alan Campos
RB	Calvin Arrington	CB	Sam Madison
WR	John Bell	FS	Rico Clark
WR	Miguel Montano	R	John Fuqua
WR	Coswell Sims	CB	Tony Bethel

## ■ 1996

Offense		Defense	
WT	Steve Mistic	DE	Carl Powell
WG	Anthony Byrd	DT	Matt Conway
C	Graig Hoffman	DT	Leland Taylor
SG	Rick Nord	DE	Kendrick Gholston
ST	Matt Johnson	SLB	Tony Esters
TE	Mike Bogan	MLB	Tyrus McCloud
QB	Chris Redman	WLB	Terry Rice-Lockett
FB	Ibn Green	CB	Sam Madison
RB	Donnell Gordon	FS	Courtney Dinkins
WR	Miguel Montano	SS	John Fuqua
WR	Robert Bates	DB	Rico Clark

## ■ 1997

Offense		Defense	
LT	Anthony Byrd	LE	Derrick Kennedy
LG	James Pesavento	LT	Matt Conway
C	Graig Hoffman	RT	Mike Gantous
RG	Rick Nord	RE	Kendrick Gholston
RT	Mark Grivna	SLB	Ramon Brayn
TE	Ibn Green	MLB	Terry Rice-Lockett
QB	Chris Redman	WLB	Jason Wyatt
FB	Frank Moreau	CB	Deran Wiley
TB	Antonio Roundtree	FS	Courtney Dinkins
WR	Miguel Montano	SS	John Fuqua
WR	Arnold Jackson	CB	Don Bibb

## ■ 1998

Offense		Defense	
WT	Anthony Byrd	LE	Mike Gantous
WG	Josh Richardson	LT	Derrick Kennedy
C	P.J. Zariczny	RT	Braxton Anderson
SG	Rick Nord	RE	Matt Sexton
ST	Mark Grivna	OLB	Bud Herring
TE	Ibn Green	MLB	Rashad Harris
QB	Chris Redman	OLB	Tony Stallings
RB	Leroy Collins	CB	Antonio Roundtree
WR	Lavell Boyd	FS	Xavier Burrell
WR	Arnold Jackson	SS	Courtney Dinkins
WR	Zek Parker	CB	Rashad Holman

## ■ 1999

Offense		Defense	
WT	Anthony Byrd	LE	Matt Sexton
WG	Aaron Dardzinski	LT	Mike Gantous
C	Jason Padget	RT	Donovan Arp
SG	Joe O'Shaughnessy	RE	Michael Josiah
ST	Mark Grivna	LB	Rashad Harris
TE	Ibn Green	LB	Bud Herring
QB	Chris Redman	BAN	Michael Brown
RB	Frank Moreau	CB	Rashad Holman
WR	Zek Parker	FS	Courtney Dinkins
WR	Lavell Boyd	SS	Corey Wallace
WR	Arnold Jackson	CB	Antonio Roundtree

## ■ 2000

Offense		Defense	
WT	Rob Eble	LE	Michael Josiah
WG	Aaron Dardzinski	LT	Derrick Kennedy
C	Jason Padget	RT	Donovan Arp
SG	Joe O'Shaughnessy	RE	Dewayne White
ST	Michael Bowers	LB	Jeromy Freitag
TE	Ronnie Ghent	LB	Rashad Harris
QB	Dave Ragone	BAN	Michael Brown
RB	Tony Stallings	CB	Antonio Roundtree
WR	Zek Parker	FS	Anthony Floyd
WR	Arnold Jackson	SS	Curry Burns
WR	Deion Branch	CB	Rashad Holman

## ■ 2001

Offense		Defense	
WT	Jon'ta Woodard	LE	Dewayne White
WG	Aaron Dardzinski	LT	Scott Lopez
C	Dan Koons	RT	Bobby Leffew
SG	Antoine Sims	RE	Devon Thomas
ST	Rob Eble	LB	Jeromy Freitag
TE	Ronnie Ghent	LB	Chad Lee
QB	Dave Ragone	BAN	Michael Brown
RB	Tony Stallings	CB	Laroni Gallishaw
WR	Deion Branch	FS	Anthony Floyd
WR	Damien Dorsey	SS	Curry Burns
WR	Zek Parker	CB	Josh Minkins

## ■ 2002

Offense		Defense	
WT	Travis Leffew	LE	Dewayne White
WG	Antoine Sims	LT	Scott Lopez
C	Dan Koons	RT	Tyrone Saterfield
SG	Jason Spitz	RE	Devon Thomas
ST	Jerry Spencer	LB	Rod Day
TE	Richard Owens	LB	Chad Lee
QB	Dave Ragone	BAN	Michael Brown
RB	Henry Miller	CB	Chris Johnson
WR	Tone' Slatter	FS	Anthony Floyd
WR	Damien Dorsey	SS	Curry Burns
WR	Joshua Tinch	CB	Josh Minkins

## ■ 2003

Offense		Defense	
LT	Travis Leffew	LE	Montavious Stanley
LG	Jason Spitz	LT	Scott Lopez
C	Dan Koons	RT	Tyrone Saterfield
RG	Jerry Spencer	RE	Marcus Jones
RT	Renardo Foster	LB	Rod Day
TE	Ronnie Ghent	LB	Robert McCune
QB	Stefan LeFors	LB	Brandon Johnson
RB	Eric Shelton	CB	Antoine Harris
WR	J.R. Russell	FS	Kerry Rhodes
WR	Broderick Clark	SS	Brent Johnson
WR	Joshua Tinch	CB	Josh Minkins

## ■ 2004

Offense		Defense	
LT	Travis Leffew	LE	Marcus Jones
LG	Jason Spitz	LT	Bobby Leffew
C	Will Rabatin	RT	Montavious Stanley
RG	Kurt Quarterman	RE	Elvis Dumervil
RT	Jeremy Darveau	LB	Robert McCune
TE	Adam McCauley	LB	Abe Brown
QB	Stefan LeFors	LB	Brandon Johnson
RB	Eric Shelton	CB	Antoine Harris
WR	Joshua Tinch	FS	Kerry Rhodes
WR	Broderick Clark	SS	Robert Haskins
WR	J.R. Russell	CB	William Gay

## ■ 2005

Offense		Defense	
LT	Travis Leffew	LE	Chad Rimpsey
LG	Jason Spitz	LT	Amobi Okoye
C	Eric Wood	RT	Montavious Stanley
RG	Kurt Quarterman	RE	Elvis Dumervil
RT	Jeremy Darveau	OLB	Abe Brown
TE	Gary Barnidge	MLB	Nate Harris
QB	Brian Brohm	OLB	Brandon Johnson
RB	Michael Bush	CB	Rod Council
WR	Mario Urrutia	FS	Brandon Sharp
WR	Montrell Jones	SS	Antoine Sharp
WR	Joshua Tinch	CB	William Gay

## ■ 2006

Offense		Defense	
LT	George Bussey	DE	Zach Anderson
LG	Danny Barlowe	DT	Amobi Okoye
C	Eric Wood	DT	Earl Heyman
RG	Kurt Quarterman	DE	Peanut Whitehead
RT	Renardo Foster	SLB	Malik Jackson
TE	Gary Barnidge	MLB	Nate Harris
QB	Brian Brohm	WLB	Abe Brown
FB	Brock Bolen	LCB	Gavin Smart
RB	Kolby Smith	FS	Brandon Sharp
WR	Mario Urrutia	SS	Lattarius Thomas
WR	Harry Douglas	RCB	William Gay

## ■ 2007

Offense		Defense	
LT	George Bussey	DE	Brandon Cox
LG	Danny Barlowe	DT	Willie Williams
C	Eric Wood	DT	Earl Heyman
RG	Mike Donoghue	DE	L.D. Scott
RT	Breno Giacomini	SLB	Malik Jackson
TE	Gary Barnidge	MLB	Lamar Myles
QB	Brian Brohm	WLB	Preston Smith
FB	Brock Bolen	LCB	Rod Council
RB	Anthony Allen	FS	Bobby Buchanan
WR	Harry Douglas	SS	Deon Palmer
WR	Scott Long	RCB	Woodny Turenne

MEDIA

PREVIEW

TEAM

COACHES

REVIEW

HONORS

PROS

RECORDS

UOFL





# All-Time Starting Lineups

## ■ 2008

Offense		Defense	
LT	George Bussey	DE	L.D. Scott
LG	Mark Wetterer	DT	Adrian Grady
C	Eric Wood	DT	Earl Heyman
RG	Abdul Kuyateh	DE	Maurice Mitchell
RT	Jeff Adams	SLB	Bobby Buchanan
TE	Johnnie Burns	MLB	Antwon Canady
QB	Hunter Cantwell	WLB	Jon Dempsey
FB	Pete Nochta	LCB	Johnny Patrick
RB	Brock Bolen	FS	Daniel Covington
WR	Josh Chichester	SS	Lattarius Thomas
WR	Doug Beaumont	RCB	Woodny Turenne

## ■ 2009

Offense		Defense	
LT	Byron Stingily	DE	Greg Scruggs
LG	Abdul Kuyateh	NT	L.T. Walker
C	Mario Benavides	DT	L.D. Scott
RG	Mark Wetterer	DE	Malcolm Tatum
RT	Jeff Adams	SLB	Brandon Heath
TE	Cameron Graham	MLB	Jon Dempsey
QB	Adam Froman	WLB	Antwon Canady
FB	Joe Tronzo	CB	Johnny Patrick
RB	Bilal Powell	FS	Richard Raglin
WR	Scott Long	SS	Justin Mathews
WR	Doug Beaumont	CB	Chaz Thompson

## ■ 2010

Offense		Defense	
LT	Byron Stingily	DE	William Savoy
LG	Mark Wetterer	NT	Malcolm Tatum
C	Mario Benavides	DT	Greg Scruggs
RG	Josh Byrom	DE	B.J. Butler
RT	Greg Tomczyk	SLB	Brandon Heath
TE	Cameron Graham	MLB	Dexter Heyman
QB	Adam Froman	WLB	Daniel Brown
RB	Bilal Powell	CB	Johnny Patrick
WR	Andrell Smith	FS	Hakeem Smith
WR	Doug Beaumont	SS	Shenard Holton
WR	Josh Bellamy	CB	Bobby Burns

## ■ 2011

Offense		Defense	
LT	Alex Kupper	DT	Brandon Dunn
LG	John Miller	NT	Roy Philon
C	Mario Benavides	DE	William Savoy
RG	Jake Smith	SLB	Preston Brown
RT	Ryan Kessling	MLB	Dexter Heyman
TE	Josh Chichester	WLB	Deiontrez Mount
QB	Teddy Bridgewater	CB	Adrian Bushell
RB	Victor Anderson	FS	Calvin Pryor
WR	Josh Bellamy	SS	Hakeem Smith
WR	Andrell Smith	CB	Andrew Johnson
WR	Michael Harris	NB	Mike Evans

## ■ 2012

Offense		Defense	
LT	Alex Kupper	DE	Marcus Smith
LG	John Miller	NT	Brandon Dunn
C	Mario Benavides	DT	Roy Philon
RG	Jake Smith	DE	Lorenzo Mauldin
RT	Jamon Brown	SLB	George Durant
TE	Nate Nord	MLB	Preston Brown
QB	Teddy Bridgewater	WLB	Keith Brown
RB	Jeremy Wright	CB	Terrell Floyd
WR	Scott Radcliff	FS	Calvin Pryor
WR	Damian Copeland	SS	Hakeem Smith
WR	Andrell Smith	CB	Adrian Bushell

## ■ 2013

Offense		Defense	
LT	Jamon Brown	DE	Marcus Smith
LG	John Miller	NT	Brandon Dunn
C	Jake Smith	DT	Roy Philon
RG	Kamran Joyer	DE	Lorenzo Mauldin
RT	Ryan Mack	SLB	George Durant
TE	Gerald Christian	MLB	Preston Brown
TE	Ryan Hubbell	WLB	James Burgess
QB	Teddy Bridgewater	CB	Charles Gaines
RB	Dominique Brown	FS	Calvin Pryor
WR	Damian Copeland	SS	Hakeem Smith
WR	DeVante Parker	CB	Terrell Floyd

## ■ 2014

Offense		Defense	
LT	Jamon Brown	LE	Sheldon Rankins
LG	John Miller	NT	Pio Vatuvei
C	Tobijah Hughley	RE	B.J. Dubose
RG	Jake Smith	SAM	Gerod Holliman
RT	Ryan Mack	MIKE	Keith Kelsey
TE	Gerald Christian	MO	James Burgess
QB	Will Gardner	WILL	Lorenzo Mauldin
RB	Brandon Radcliff	LCB	Andrew Johnson
WR	James Quick	FS	James Sample
WR	DeVante Parker	SS	Terrell Floyd
WR	Eli Rogers	RCB	Charles Gaines

## ■ 2015

Offense		Defense	
LT	Geron Christian	LE	Devonte' Fields
LG	Lukayus McNeil	NT	DeAngelo Brown
C	Tobijah Hughley	RE	Sheldon Rankins
RG	Skyler Lacy	SAM	Keith Kelsey
RT	Aaron Epps	MIKE	James Burgess
TE	Micky Crum	MO	Trevon Young
TE	Keith Towbridge	WILL	Jermaine Reve
QB	Lamar Jackson	LCB	Trumaine Washington
RB	Brandon Radcliff	FS	Chucky Williams
WR	Jaylen Smith	SS	Josh Harvey-Clemons
WR	James Quick	RCB	Shaq Wiggins

## ■ 2016

Offense		Defense	
LT	Geron Christian	LE	Devonte' Fields
LG	Khalil Hunter	NT	Drew Bailey
C	Tobijah Hughley	RE	DeAngelo Brown
RG	Kiola Mahoni	OLB	James Hearn
RT	Lukayus McNeil	ILB	Keith Kelsey
TE	Cole Hikutini	ILB	Stacy Thomas
QB	Lamar Jackson	OLB	Zykiesis Cannon
RB	Brandon Radcliff	CB	Trumaine Washington
WR	Reggie Bonnafon	S	Chucky Williams
WR	Jamari Staples	S	Josh Harvey-Clemons
WR	James Quick	CB	Jaire Alexander

## ■ 2017

Offense		Defense	
LT	Geron Christian	DE	James Hearn
LG	Kenny Thomas	NT	De'Asian Richardson
C	Robbie Bell	DT	G.G. Robinson
RG	Lukayus McNeil	OLB	Trevon Young
RT	Mekhi Becton	ILB	Stacy Thomas
TE	Charles Standberry	ILB	Dorian Etheridge
QB	Lamar Jackson	OLB	Khane Pass
RB	Reggie Bonnafon	CB	Russ Yeast
WR	Dez Fitzpatrick	S	Zykiesis Cannon
WR	Jaylen Smith	S	Chucky Williams
WR	Seth Dawkins	CB	Trumaine Washington

## ■ 2018

Offense		Defense	
LT	Mekhi Becton	DE	Tabarius Peterson
LG	Linwood Foye	DT	Jared Goldwire
C	Nathan Scheler	DT	G.G. Robinson
RG	Cole Bentley	DE	Damien Dorsey
RT	Lukayus McNeil	LB	C.J. Avery
TE	Micky Crum	LB	Dorian Etheridge
QB	Jawon Pass	LB	Nick Okeke
RB	Hassan Hall	CB	Cornelius Sturghill
WR	Jaylen Smith	S	Dee Smith
WR	Devante Peete	S	Khane Pass
WR	Dez Fitzpatrick	CB	Rodjay Burns

## ■ 2019

Offense		Defense	
LT	Mekhi Becton	DE	Amonte Caban
LG	Caleb Chandler	DT	G.G. Robinson
C	Cole Bentley	DE	Tabarius Peterson
RG	Robbie Bell	LB	Yasir Abdullah
RT	Tyler Haycraft	LB	C.J. Avery
TE	Marshon Ford	LB	Dorian Etheridge
QB	Malik Cunningham	LB	Rodjay Burns
RB	Javian Hawkins	CB	Chandler Jones
WR	Tutu Atwell	S	Khane Pass
WR	Dez Fitzpatrick	S	Russ Yeast
WR	Seth Dawkins	CB	Cornelius Sturghill

## ■ 2020

Offense		Defense	
LT	Adonis Boone	DE	YaYa Diaby
LG	Caleb Chandler	DT	Jared Goldwire
C	Cole Bentley	DE	Tabarius Peterson
RG	Cameron DeGeorge	OLB	Yasir Abdullah
RT	Renato Brown	WLB	C.J. Avery
TE	Marshon Ford	MLB	Dorian Etheridge
TE	Ean Pfeifer	OLB	Rodjay Burns
QB	Malik Cunningham	CB	Kei'Trel Clark
RB	Javian Hawkins	SS	Russ Yeast
WR	Tutu Atwell	FS	Isaiah Hayes
WR	Dez Fitzpatrick	CB	Marlon Character

## ■ 2021

Offense		Defense	
LT	Trevor Reid	DE	Tabarius Peterson
LG	Caleb Chandler	NT	Malik Clark
C	Cole Bentley	DE	YaYa Diaby
RG	Adonis Boone	OLB	Yasir Abdullah
RT	Renato Brown	MLB	C.J. Avery
TE	Marshon Ford	MLB	Dorian Jones
QB	Malik Cunningham	OLB	Jack Fagot
RB	Jalen Mitchell	CB	Chandler Jones
WR	Jordan Watkins	SS	Qwynnterio Cole
WR	Justin Marshall	FS	Kenderick Duncan
WR	Shai Werts	CB	Greedy Vance

## ■ 2022

Offense		Defense	
LT	Trevor Reid	DE	Ashton Gillotte
LG	Caleb Chandler	NT	Dezmond Tell
C	Bryan Hudson	DE	YaYa Diaby
RG	Adonis Boone	OLB	Yasir Abdullah
RT	Renato Brown	MLB	Momo Sanogo
TE	Marshon Ford	MLB	Monty Montgomery
QB	Malik Cunningham	OLB	Ben Perry
RB	Jawhar Jordan	CB	Kei'Trel Clark
WR	Tyler Hudson	SS	Josh Minkins
WR	A. Huggins-Bruce	FS	M.J. Griffin
WR	Braden Smith	CB	Jarvis Brownlee

MEDIA

PREVIEW

TEAM

COACHES

REVIEW

HONORS

PROS

RECORDS

UOFL

# All-Time Bowl History



Year	Bowl	Date	Location	Stadium	Result	
2022	Wasabi Fenway	December 17, 2022	Boston, Mass.	Fenway Park	Louisville 24	Cincinnati 7
2021	First Responder	December 28, 2021	Dallas, Texas	Gerald Ford Stadium	Air Force 31	Louisville 28
2019	Music City	December 30, 2019	Nashville, Tenn.	Nissan Stadium	Louisville 38	Mississippi State 28
2017	TaxSlayer	December 30, 2017	Jacksonville, Fla.	EverBank Stadium	Mississippi State 31	Louisville 27
2016	Citrus	December 31, 2016	Orlando, Fla.	Camping World	LSU 29	Louisville 9
2015	Music City	December 30, 2015	Nashville, Tenn.	Nissan Stadium	Louisville 27	Texas A&M 21
2014	Belk	December 30, 2014	Charlotte, N.C.	Bank of America Stadium	Georgia 37	Louisville 14
2013	Russell Athletic	December 28, 2013	Orlando, Fla.	Florida Citrus Bowl Stadium	Louisville 36	Miami 9
2013	Sugar	January 2, 2013	New Orleans, La.	Mercedes-Benz Superdome	Louisville 33	Florida 23
2011	Belk	December 27, 2011	Charlotte, N.C.	Bank of America Stadium	NC State 31	Louisville 24
2010	Beef 'O' Brady's	December 21, 2010	St. Petersburg, Fla.	Tropicana Field	Louisville 31	Southern Miss 28
2007	Orange	January 2, 2007	Miami, Fla.	Dolphin Stadium	Louisville 24	Wake Forest 13
2006	Gator	January 2, 2006	Jacksonville, Fla.	EverBank Field	Virginia Tech 35	Louisville 24
2004	Liberty	December 31, 2004	Memphis, Tenn.	Liberty Bowl Memorial Stadium	Louisville 44	Boise State 40
2003	GMAC	December 18, 2003	Mobile, Ala.	Ladd Peebles Stadium	Miami (OH) 49	Louisville 28
2002	GMAC	December 18, 2002	Mobile, Ala.	Ladd Peebles Stadium	Marshall 38	Louisville 15
2001	Liberty	December 31, 2001	Memphis, Tenn.	Liberty Bowl Memorial Stadium	Louisville 28	BYU 10
2000	Liberty	December 29, 2000	Memphis, Tenn.	Liberty Bowl Memorial Stadium	Colorado State 22	Louisville 17
1999	Humanitarian	December 30, 1999	Boise, Idaho	Bronco Stadium	Boise State 34	Louisville 31
1998	Motor City	December 23, 1998	Detroit, Mich.	Pontiac Silverdome	Marshall 48	Louisville 29
1993	Liberty	December 28, 1993	Memphis, Tenn.	Liberty Bowl Memorial Stadium	Louisville 18	Michigan State 7
1991	Fiesta	January 1, 1991	Tempe, Ariz.	Sun Devil Stadium	Louisville 34	Alabama 7
1977	Independence	December 17, 1977	Shreveport, La.	State Fair Stadium	La. Tech 24	Louisville 14
1970	Pasadena	December 19, 1970	Pasadena, Calif.	Rose Bowl Stadium	Louisville 24	Long Beach State 24
1958	Sun Bowl	January 1, 1958	El Paso, Texas	Kidd Field	Louisville 34	Drake 20

## All-Time Bowl Opponents

Opponent	Bowl Record
Air Force	0-1
Alabama	1-0
Boise State	1-1
Brigham Young	1-0
Cincinnati	1-0
Colorado State	0-1
Drake	1-0
Florida	1-0
Georgia	0-1
Long Beach State	0-0-1
Louisiana State	0-1
Louisiana Tech	0-1
Marshall	0-2
Miami, Fla.	1-0
Miami, Ohio	0-1
Michigan State	1-0
Mississippi State	1-1
North Carolina State	0-1
Southern Miss	1-0
Texas A&M	1-0
Virginia Tech	0-1
Wake Forest	1-0

## Bowl Record vs. Conferences

Conference	Bowl Record
American Athletic	1-0
Atlantic Coast	2-2
Big Ten	1-0
Big West	1-0
Conference USA	1-0
Independent	1-0
Mid-American	0-3
Mountain West	1-3
Pacific Coast Athletic	0-0-1
Southeastern	4-3
Southland	0-1



Brian Brohm threw for 311 yards in the win over Wake Forest in the 2007 Orange Bowl.



Jawhar Jordan was named the Most Valuable Player in the 2022 Fenway Bowl.



MEDIA  
PREVIEW  
TEAM  
COACHES  
REVIEW  
HONORS  
PROS  
RECORDS  
UOFL





## Bowl Recaps

## ■ Sun Bowl, Jan. 1, 1958

Louisville	7	14	7	6	-	34
Drake	7	7	0	6	-	20

Attendance: 9,000

DU	(1st) LaBrasca 7 yd run (Leeman kick)
LOU	(1st) Cain 40 yd pass from Bryant (Young kick)
LOU	(2nd) Young 31 yd pass from Orem (Young kick)
DU	(2nd) Newell 1 yd run (Leeman kick)
LOU	(2nd) Bryant 4 yd run (Young kick)
LOU	(3rd) Porco 2 yd run (Young kick)
LOU	(4th) Young 20 yd pass from Bryant (kick failed)
DU	(4th) Kinzel 55 yd pass from LaBrasca (kick failed)

## Team Statistics

	LOU	DU
First Downs	14	16
Rushes-Yds.	52-228	176
Passing Yds.	148	140
Passes (C-A-I)	6-10-0	10-33-1
Fumbles-Lost	1-0	3-2
Penalties-Yds.	5-75	5-51
Punts-Avg.	5-34.2	4-26.8
KO Returns-Yds.	3-19	—

## Individual Leaders

**Rushing:** LOU-Porco 20-119-1, Bryant 14-80-1, Cain 7-20-0, Dunbar 3-18-0, Lyles 2-6-0, Orem 6-4-0; DU-Newell 15-87-1, McCarger 6-36-0, Wilkens 5-21-0, LaBrasca 6-18-1, Svetich 2-14-0  
**Passing:** LOU-Orem 4-5-88-1-0, Bryant 2-4-60-2-0, Porco 0-1-0-0-0; DU-LaBrasca 10-31-140-1-1, Mazzenga 0-2-0-0-0  
**Receiving:** LOU-Young 4-95-2, Cain 1-40-0, Cheppo 1-13-0; DU-Newell 3-41-0, Treimer 2-15-0, Kinzel 1-55-1, Pohl 1-15-0, Mertens 1-10-0, McCarger 1-9-0, Wilkens 1-5-0  
**Interceptions:** LOU-Cain-1

## ■ Pasadena Bowl, Dec. 19, 1970

Louisville	14	7	3	0	-	24
Long Beach State	7	7	2	8	-	24

Attendance: 20,472

CSLB	(12:42, 1st) Burns 4 yd run (Logue kick)
LOU	(3:53, 1st) Madeya 4 yd run (Marcus kick)
LOU	(2:23, 1st) Welch 65 yd interception return (Marcus kick)
LOU	(8:45, 2nd) Madeya 1 yd run (Marcus kick)
CSLB	(0:27, 2nd) Burns 2 yd run (Logue kick)
LOU	(3:54, 3rd) Marcus 24 yd FG
CSLB	(0:14, 3rd) Team safety
LOU	(13:05, 4th) Burns 4 yd run (Matthews pass from Graves)

## Team Statistics

	LOU	CSLB
First Downs	20	16
Rushes-Yds.	50-174	53-191
Passing Yds.	148	90
Passes (C-A-I)	12-27-1	9-17-1
Fumbles-Lost	1-0	4-3
Penalties-Yds.	6-36	5-44
Punts-Avg.	8-39.3	6-30.5
Punt Returns-Yds.	4-22	2-11

## Individual Leaders

**Rushing:** LOU-Jesukaitis 20-102-0, Gatti 16-40-0, Campbell 4-26-0, Griffin 1-11-0, Brinkman 1-4-0,

Madeya 8-(-9)-2; CSLB-Burns 30-117-3, Kirby 12-81-0, Albrecht 4-7-0, Graves 1-1-0, Drake 6-(-15)-0

**Passing:** LOU-Madeya 12-27-148-0-1; CSLB-Drake 9-17-90-0-1  
**Receiving:** LOU-Brinkman 5-48-0, Hart 3-58-0, Burdock 2-30-0, Campbell 1-14-0, Jesukaitis 1-(-2)-0; CSLB-Matthews 4-54-0, Kirby 2-16-0, Riggen 1-10-0, Albrecht 1-8-0, Davidian 1-2-0

## ■ Independence Bowl, Dec. 17, 1977

Louisville	7	0	7	0	-	14
Louisiana Tech	21	3	0	0	-	24

Attendance: 18,500

LOU	(13:10, 1st) Miller 60 yd punt return (Posadas kick)
TECH	(8:49, 1st) Lewis 1 yd run (Swilley kick)
TECH	(5:22, 1st) Pree 41 yd pass from Thibodeaux (kick failed)
TECH	(2:21, 1st) McCartney 8 yd pass from Thibodeaux (Lewis run)
TECH	(1:49, 2nd) Swilley 21 yd FG
LOU	(9:52, 3rd) Miller 13 yd run (Posadas kick)

## Team Statistics

	LOU	TECH
First Downs	11	25
Rushes-Yds.	44-100	44-48
Passing Yds.	61	287
Passes (C-A-I)	9-23-1	19-39-2
Fumbles-Lost	8-3	6-3
Penalties-Yds.	8-92	4-36
Punts-Avg.	8-38	6-32

## Individual Leaders

**Rushing:** LOU-Poole 17-50-0, Mullins 2-24-0, Miller 1-13-1, Prince 13-12-0, Moon 2-8-0, Stram 7-4-0, Butler 2-(-2)-0; TECH-Lewis 17-59-1, Herren 9-36-0, Leviston 6-12-0, Singleton 4-4-0, Yates 1-1-0, McCartney 1-(-6)-0  
**Passing:** LOU-Stram 7-18-61-0-1, Mullins 2-5-0-0-0; TECH-Thibodeaux 19-39-287-2-2  
**Receiving:** LOU-Prince 3-(-3)-0, Besanceney 2-25-0, Mitchell 2-17-0, Miller 1-17-0, Poole 1-5-0; TECH-McCartney 5-71-1, Foppe 4-78-0, Lewis 4-22-0, Pree-2-61-1, Herren 1-17-0, Spruiell 1-15-0, Leviston 1-12-0, Loper 1-11-0

## ■ Sunkist Fiesta Bowl, Jan. 1, 1991

Louisville	25	0	7	2	-	34
Alabama	0	7	0	0	-	7

Attendance: 69,098

LOU	(7:35, 1st) Ware 70 yd pass from Nagle (Wilmsmeyer kick)
LOU	(3:40, 1st) Dawkins 5 yd run (Wilmsmeyer kick blocked)
LOU	(0:54, 1st) Cummings 37 yd pass from Nagle (Nagle pass failed)
LOU	(0:01, 1st) Buchanan 0 yd blocked punt recovery (Nagle pass failed)
ALA	(7:32, 2nd) Gardner 49 yd interception return (Doyle kick)
LOU	(10:17, 3rd) Cummings 19 yd pass from Nagle (Bell kick)
LOU	(10:16, 4th) Team safety

## Team Statistics

	LOU	ALA
First Downs	25	10
Rushes-Yds.	39-113	33-95
Passing Yds.	458	94
Passes (C-A-I)	21-39-3	12-35-2
Fumbles-Lost	3-1	3-1
Penalties-Yds.	10-87	7-40

MEDIA

PREVIEW

TEAM

COACHES

REVIEW

HONORS

PROS

RECORDS

UOFL



Punts-Avg.	3-41.0	8-40.3
Punt Returns-Yds.	7-34	0-0
KO Returns-Yds.	3-71	6-88
Time of Possession	33:54	26:06
Sacks By	8-68	4-32

### Individual Leaders

**Rushing:** LOU-Bynm 8-48-0, Dawkins 5-38-1, Lipsey 9-23-0, Hall 2-12-0, Ware 3-11-0, Gardner 2-6-0, Jones 1-0-0, G. Brohm 1-(-2)-0, J. Brohm 2-(-3)-0, Nagle 6-(-20)-0; ALA-Turner 6-49-0, Anderson 7-26-0, Sewell 5-25-0, Woodson 8-17-0, Lassic 1-0-0, Houston 1-0-0, Etter 1-(-7)-0, Hollingsworth 4-(-15)-0

**Passing:** LOU-Nagle 20-33-451-3-1, Lipsey 1-1-7-0-0, Watts 0-2-0-0-0, J. Brohm 0-3-0-0-2; ALA-Hollingsworth 10-23-59-0-1, Woodson 2-10-35-0-1, Etter 0-2-0-0-0

**Receiving:** LOU-McKay 5-110-0, Lipsey 4-65-0, Cummings 3-69-2, Dawkins 3-32-0, Jones 2-89-0, Ware 1-70-1, Broomfield 1-11-0, Nagle 1-7-0, Bynm 1-5-0; ALA-Turner 4-35-0, Lassic 2-35-0, Houston 2-4-0, Finkley 1-15-0, Russell 1-7-0, Busky 1-3-0, Sewell 1-(-5)-0

**Interceptions:** LOU-Hawthorne 1-17-0, Blackford 1-0-0; ALA-Gardner 1-49-1, Harrison 1-4-0, Langham 1-0-0

### ■ St. Jude Liberty Bowl, Dec. 28, 1993

Louisville	3	0	0	15	-	18
Michigan State	7	0	0	0	-	7

**Attendance:** 21,097

MSU (10:10, 1st) Goulbourne 1 yd run (Stoyanovich kick)  
 LOU (7:07, 1st) Akers 31 yd FG  
 LOU (12:05, 4th) Ferguson 25 yd pass from Brohm (Akers kick)  
 LOU (8:53, 4th) Team safety  
 LOU (4:57, 4th) Dawkins 11 yd run (kick failed)

### Team Statistics

	LOU	MSU
First Downs	20	18
Rushes-Yds.	40-172	31-114
Passing Yds.	197	193
Passes (C-A-I)	19-31-0	15-28-1
Fumbles-Lost	1-0	0-0
Penalties-Yds.	6-45	5-60
Punts-Avg.	5-36.2	5-29.0
Punt Returns-Yds.	1-25	1-3
KO Returns-Yds.	2-48	4-59
Time of Possession	33:35	26:25
Sacks By	1-7	3-25

### Individual Leaders

**Rushing:** LOU-Dawkins 14-88-1, Shelman 17-59-0, Brohm 9-25-0; MSU-Goulbourne 19-63-1, Thomas 10-57-0, Holman 1-1-0, Miller 1-(-7)-0

**Passing:** LOU-Brohm 19-29-197-1-0, Lowe 0-2-0-0-0; MSU-Miller 15-28-193-0-1

**Receiving:** LOU-Dawkins 8-68-0, Asher 4-15-0, Ferguson 3-68-1, Fitzpatrick 2-17-0, Bailey 1-16-0, Cooper 1-13-0; MSU-Coleman 6-100-0, Greene 4-49-0, Goulbourne 3-11-0, Outlaw 1-18-0, Abrams 1-15-0

**Interceptions:** LOU-Watson 1-24-0

### ■ Motor City Bowl, Dec. 23, 1998

Louisville	0	21	0	8	-	29
Marshall	7	14	17	10	-	48

**Attendance:** 52,016

MAR (2:04, 1st) Williams 29 yd pass from Pennington (Malashevich kick)  
 LOU (12:45, 2nd) Collins 2 yd run (Hilbert kick)  
 MAR (9:56, 2nd) Washington 14 yd pass from Pennington (Malashevich kick)  
 LOU (8:17, 2nd) Sheffield 21 yd pass from Redman (Hilbert kick)  
 MAR (6:57, 2nd) Williams 26 yd pass from Pennington (Malashevich kick)  
 LOU (1:52, 2nd) Collins 13 yd run (Hilbert kick)  
 MAR (12:19, 3rd) Long 50 yd pass from Pennington (Malashevich kick)  
 MAR (7:41, 3rd) Chapman 1 yd run (Malashevich kick)  
 MAR (2:54, 3rd) Malashevich 22 yd FG  
 MAR (14:30, 4th) Chapman 1 yd run (Malashevich kick)  
 LOU (10:24, 4th) Collins 1 yd run (Collins run)  
 MAR (5:03, 4th) Malashevich 32 yd FG

### Team Statistics

	LOU	MAR
First Downs	26	27
Rushes-Yds.	21-66	45-202
Passing Yds.	336	411
Passes (C-A-I)	35-54-1	18-24-0
Fumbles-Lost	3-0	2-0
Penalties-Yds.	13-109	14-123
Punts-Avg.	4-49.3	1-58.0
Punt Returns-Yds.	0-0	4-62
KO Returns-Yds.	4-78	2-38
Time of Possession	28:49	31:11
Sacks By	0-0	3-29

### Individual Leaders

**Rushing:** LOU-Collins 14-94-3, Cooper 2-0-0, Redman 5-(-28)-0; MAR-Turner 13-94-0, Chapman 26-76-2, Pennington 3-34-0, Leftwich 3-(-4)-0, Baxter 0-2-0

**Passing:** LOU-Redman 35-54-336-1-1; MAR-Pennington 18-24-411-4-0

**Receiving:** LOU-Jackson 8-96-0, Boyd 8-84-0, Sheffield 8-75-1, Collins 4-10-0, Green 3-38-0, Parker 3-27-0, Cooper 1-6-0; MAR-Cooper 5-67-0, J. Williams 3-68-2, Chapman 2-69-0, Long 2-57-1, Colclough 2-56-0, Washington 2-35-1, Kellett 1-59-0, Turner 1-0-0

**Interceptions:** MAR-D. Williams 1-0-0

### ■ Humanitarian Bowl, Dec. 30, 1999

Louisville	17	7	0	7	-	31
Boise State	14	7	6	7	-	34

**Attendance:** 29,283

LOU (12:18, 1st) Hilbert 40 yd FG  
 BSU (6:56, 1st) Hendricks 3 yd run (Calaycay kick)  
 LOU (4:41, 1st) Jackson 54 yd pass from Redman (Hilbert kick)  
 BSU (1:34, 1st) Swan 4 yd pass from Hendricks (Calaycay kick)  
 LOU (1:16, 1st) Parker 91 yd kickoff return (Hilbert kick)  
 BSU (13:11, 2nd) Harts 80 yd interception return (Calaycay kick)  
 LOU (3:39, 2nd) Dorsey 8 yd pass from Redman (Hilbert kick)  
 BSU (10:16, 3rd) Calaycay 26 yd FG  
 BSU (3:30, 3rd) Calaycay 46 yd FG  
 LOU (12:10, 4th) Moreau 3 yd run (Hilbert kick)  
 BSU (9:28, 4th) Malaythong 5 yd run (Calaycay kick)

### Team Statistics

	LOU	BSU
First Downs	26	28
Rushes-Yds.	32-89	42-198
Passing Yds.	314	335

MEDIA

PREVIEW

TEAM

COACHES

REVIEW

HONORS

PROS

RECORDS

UOFL





## Bowl Recaps

Passes (C-A-I)	26-47-3	20-39-0
Fumbles-Lost	1-0	3-2
Penalties-Yds.	14-120	5-61
Punts-Avg.	5-39.8	2-38.5
Punt Returns-Yds.	1-15	4-18
KO Returns-Yds.	7-188	3-96
Time of Possession	28:36	31:24
Sacks By	1-3	2-19

**Individual Leaders**

**Rushing:** LOU-Moreau 24-111-1, Parker 1-1-0, Redman 7-(-23)-0; BSU-Forsy 23-152-0, Hendricks 10-26-1, Malaythong 4-9-1, Reed 4-6-0, Davisson 1-5-0

**Passing:** LOU-Redman 26-47-314-2-3; BSU-Hendricks 20-39-335-1-0

**Receiving:** LOU-Jackson 9-109-1, Green 6-97-0, Boyd 6-73-0, Moreau 3-21-0, Dorsey 1-8-1, Parker 1-6-0; BSU-Swillie 4-70-0, Fanucchi 3-80-0, Forsy 2-50-0, Stachelski 2-12-0, Colbert 2-11-0, Davisson 2-4-0, Putzier 1-37-0, Banks 1-36-0, Wingfield 1-25-0, O'Neal 1-6-0, Swan 1-4-1

**Interceptions:** BSU-Harts 1-80-1, Schillin 1-17-0, Williams 1-0-0

### ■ AXA Liberty Bowl, Dec. 29, 2000

Louisville	7	3	0	7	-	17
Colorado State	3	13	3	3	-	22

**Attendance:** 58,302

CSU	(5:09, 1st) Hurst 24 yd FG
LOU	(3:38, 1st) Dorsey 58 yd pass from Ragone (Smith kick)
LOU	(12:37, 2nd) Smith 24 yd FG
CSU	(6:49, 2nd) Sapp 2 yd run (Hurst kick)
CSU	(2:37, 2nd) Rice 16 yd run (Hurst kick failed)
CSU	(11:21, 3rd) Hurst 21 yd FG
LOU	(13:35, 4th) Branch 14 yd pass from Ragone (Smith kick)
CSU	(7:43, 4th) Hurst 32 yd FG

**Team Statistics**

	LOU	CSU
First Downs	17	22
Rushes-Yds.	24-76	50-157
Passing Yds.	321	158
Passes (C-A-I)	24-37-0	13-28-1
Fumbles-Lost	3-3	3-1
Penalties-Yds.	6-55	3-39
Punts-Avg.	5-39.2	5-44.8
Time of Possession	24:35	35:25

**Individual Leaders**

**Rushing:** LOU-Stallings 15-63-0, Ragone 7-19-0, Lester 1-1-0, Parker 1-(-1)-0; CSU-Sapp 36-160-1, Rice 2-39-1, Rebstock 1-6-0, Sanders 3-4-0, Newton 7-(-50)-0

**Passing:** LOU-Ragone 24-37-321-2-0; CSU-Newton 13-28-158-0-1

**Receiving:** LOU-Branch 10-170-1, Jackson 5-47-0, Parker 4-14-0, Ghent 3-23-0, Dorsey 1-58-1, Stallings 1-9-0; CSU-Rebstock 3-34-0, Layne 2-46-0, Ochoa 2-22-0, Rice 2-20-0, Cuppari 2-19-0, Woolstenhulme 1-9-0

**Interceptions:** LOU-Roundtree-1

### ■ AXA Liberty Bowl, Dec. 31, 2001

Louisville	7	7	7	7	-	28
Brigham Young	0	7	3	0	-	10

**Attendance:** 58,968

LOU	(12:52, 1st) Miller 1 yd run (Smith kick)
BYU	(7:56, 2nd) Rykert 10 yd run (Payne kick)

LOU	(0:14, 2nd) Mattingly 1 yd pass from Ragone (Smith kick)
BYU	(7:58, 3rd) Payne 29 yd FG
LOU	(4:15, 3rd) Branch 34 yd pass from Ragone (Smith kick)
LOU	(14:11, 4th) Ghent 27 yd pass from Ragone (Smith kick)

**Team Statistics**

	LOU	BYU
First Downs	17	17
Rushes-Yds.	37-58	32-84
Passing Yds.	228	192
Passes (C-A-I)	19-28-1	18-38-3
Fumbles-Lost	2-0	0-0
Penalties-Yds.	8-64	4-40
Punts-Avg.	6-36.5	4-36.8
Punt Returns-Yds.	3-6	2-8
KO Returns-Yds.	2-100	5-88
Time of Possession	28:40	31:20
Sacks By	5-34	1-6

**Individual Leaders**

**Rushing:** LOU-Patterson 21-45-0, Stallings 4-6-0, Parker 1-5-0, Miller 3-5-1, Ragone 5-4-0; BYU-P. Peterson 15-73-0, Rykert 1-10-1, C. Peterson 1-4-0, Stearns 1-0-0, Doman 13-(-2)-0

**Passing:** LOU-Ragone 19-28-228-3-1; BYU-18-37-192-0-2

**Receiving:** LOU-Branch 6-88-1, Ghent 4-62-1, Parker 4-32-0, Dorsey 3-40-0, Jones 1-5-0, Mattingly 1-1-1; BYU-Ord 4-62-0, Nead 3-39-0, Jolley 3-25-0, P. Peterson 3-13-0, Wilkerson 2-21-0, Mahe 2-6-0, Halladay 1-26-0

**Interceptions:** LOU-Burns 1-28-0, C. Johnson 1-0-0; BYU-Gilford 1-0-0

### ■ GMAC Bowl, Dec. 19, 2002

Louisville	0	7	0	8	-	15
Marshall	7	10	7	14	-	38

**Attendance:** 40,646

MAR	(4:50, 1st) Marriott 9 yd pass from Leftwich (Head kick)
MAR	(13:13, 2nd) Head 23 yd FG
MAR	(9:45, 2nd) Doss 8 yd pass from Leftwich (Head kick)
LOU	(5:15, 2nd) Patterson 2 yd run (Smith kick)
MAR	(8:34, 3rd) Doss 12 yd pass from Leftwich (Head kick)
MAR	(11:35, 4th) Marriott 26 yd pass from Leftwich (Head kick)
MAR	(8:34, 4th) Wallace 15 yd run (Head kick)
LOU	(0:13, 4th) Jones 11 yd pass from Ragone (Jones pass from Ragone)

**Team Statistics**

	LOU	MAR
First Downs	20	23
Rushes-Yds.	26-56	30-99
Passing Yds.	205	249
Passes (C-A-I)	21-48-1	22-44-1
Fumbles-Lost	4-2	0-0
Penalties-Yds.	10-88	17-147
Punts-Avg.	7-43.7	6-50.2
Punt Returns-Yds.	2-15	3-5
KO Returns-Yds.	6-76	2-24
Time of Possession	26:59	33:01
Sacks By	2-8	3-22

**Individual Leaders**

**Rushing:** LOU-Ragone 9-31-0, Patterson 6-19-1, Gates 9-11-0, Miller 1-(-1)-0; MAR-Wallace 14-75-1, Hargrove 4-15-0, Carey 9-15-0, Leftwich 3-(-6)-0

**Passing:** LOU-Ragone 20-45-193-1-1, LeFors 1-2-12-0-0, Smith 0-1-0-0-0; MAR-Leftwich 22-44-249-4-1

MEDIA

PREVIEW

TEAM

COACHES

REVIEW

HONORS

PROS

RECORDS

UOFL



**Receiving:** LOU-Owens 5-39-0, Miller 3-23-0, Glenn 2-26-0, Jones 2-25-1, Tinch 2-23-0, R. Haskins 2-23-0, Harris 2-18-0, Slatter 1-11-0, Russell 1-9-0, Clark 1-8-0; MAR-Marriott 10-137-2, Watts 3-32-0, Doss 3-26-2, Davis 2-26-0, Rader 2-21-0, Carey 1-4-0, Wallace 1-3-0

**Interceptions:** LOU-J. Haskins 1-43-0; MAR-Satterwhite 1-31-0

### ■ GMAC Bowl, Dec. 18, 2003

Louisville	0	21	7	0	-	28
Miami (Ohio)	21	14	0	14	-	49

**Attendance:** 40,620

MIA (12:04, 1st) Larkin 28 yd pass from Roethlisberger (Parseghian kick)  
 MIA (9:07, 1st) Murray 2 yd run (Parseghian kick)  
 MIA (3:22, 1st) Nance 12 yd pass from Roethlisberger (Parseghian kick)  
 LOU (14:15, 2nd) Gates 1 yd run (Smith kick)  
 MIA (10:26, 2nd) Brandt 16 yd pass from Roethlisberger (Parseghian kick)  
 MIA (6:51, 2nd) Larkin 26 yd pass from Roethlisberger (Parseghian kick)  
 LOU (5:27, 2nd) Russell 31 yd pass from Bush (Smith kick)  
 LOU (0:00, 2nd) Russell 2 yd pass from LeFors (Smith kick)  
 LOU (0:36, 3rd) Russell 24 yd pass from LeFors (Smith kick)  
 MIA (13:08, 4th) Smith 3 yd run (Parseghian kick)  
 MIA (7:57, 4th) Pusateri 35 yd interception return (Parseghian kick)

### Team Statistics

	LOU	MIA
First Downs	22	28
Rushes-Yds.	38-237	33-221
Passing Yds.	255	376
Passes (C-A-I)	18-27-3	21-33-0
Fumbles-Lost	1-0	2-0
Penalties-Yds.	5-58	8-73
Punts-Avg.	4-42.3	4-30.0
Punt Returns-Yds.	2-18	4-17
KO Returns-Yds.	7-92	4-36
Time of Possession	29:08	30:52
Sacks By	2-13	3-13

### Individual Leaders

**Rushing:** LOU-Gates 12-128-1, LeFors 8-49-0, Shelton 8-34-0, Bush 9-33-0, Haskins 1-(-7)-0; MIA-Murray 15-142-1, Smith 12-82-1, Roethlisberger 6-(-3)-0

**Passing:** LOU-LeFors 17-26-224-2-3, Bush 1-1-31-1-0; MIA-Roethlisberger 21-33-376-4-0

**Receiving:** LOU-Russell 7-144-3, Tinch 4-36-0, Gates 3-24-0, Ghent 2-45-0, Smith 1-5-0, Clark 1-1-0; MIA-Nance 9-169-1, Larkin 5-88-2, Tyler 2-43-0, Robinson 2-41-0, Busing 1-17-0, Brandt 1-16-1, Corbin 1-2-0

**Interceptions:** MIA-Pusateri 1-35-1, Nande 1-22-0, Hunter 1-0-0

### ■ AutoZone Liberty Bowl, Dec. 31, 2004

Louisville	14	7	14	9	-	44
Boise State	10	21	3	6	-	40

**Attendance:** 58,355

BSU (10:49, 1st) Jones 48 yd FG  
 LOU (9:09, 1st) Barnidge 6 yd pass from LeFors (Carmody kick)  
 BSU (0:59, 1st) Avalos 92 yd interception return (Jones kick)  
 LOU (0:46, 1st) Douglas 65 yd run (Carmody kick)  
 LOU (13:12, 2nd) Clark 30 yd pass from Brohm (Carmody kick)

BSU (8:52, 2nd) Lau 0 yd fumble recovery (Jones kick)  
 BSU (8:38, 2nd) Acree 19 yd pass from Zabransky (Jones kick)  
 BSU (0:15, 2nd) Zabransky 1 yd run (Jones kick)  
 BSU (9:05, 3rd) Jones 42 yd FG  
 LOU (6:06, 3rd) Russell 14 yd pass from LeFors (Carmody kick)  
 LOU (2:17, 3rd) LeFors 1 yd run (Carmody kick)  
 BSU (10:51, 4th) Helmandollar 2 yd run (Zabransky pass failed)  
 LOU (6:48, 4th) Shelton 1 yd run (LeFors pass failed)  
 LOU (1:10, 4th) Carmody 19 yd FG

### Team Statistics

	LOU	BSU
First Downs	29	15
Rushes-Yds.	50-329	38-88
Passing Yds.	235	196
Passes (C-A-I)	21-31-2	15-31-1
Fumbles-Lost	2-2	1-0
Penalties-Yds.	5-34	6-55
Punts-Avg.	2-24.0	6-39.7
Punt Returns-Yds.	4-36	1-14
KO Returns-Yds.	6-139	8-186
Time of Possession	33:35	26:25
Sacks By	2-20	0-0

### Individual Leaders

**Rushing:** LOU-Bush 12-96-0, Shelton 18-76-1, LeFors 12-76-1, Douglas 1-65-1, Gates 3-8-0, Smith 4-8-0; BSU-Marks 15-66-0, Carpenter 3-13-0, Helmandollar 3-8-1, Zabransky 14-4-1, Sanford 1-1-0, Antwaun 1-(-2)-0, Jones 1-(-2)-0, Lau 0-0-1

**Passing:** LOU-LeFors 18-26-193-2-1, Brohm 3-5-42-1-1; BSU-Zabransky 14-29-199-1-1, Carpenter 1-1-(-3)-0-0, Acree 0-1-0-0-0

**Receiving:** LOU-Russell 6-59-1, Jones 5-33-0, McCauley 4-58-0, Clark 2-45-1, Smith 2-30-0, Barnidge 1-6-1, Tinch 1-4-0; BSU-Acree 4-57-1, Schouman 3-53-0, Bady 3-45-0, Naanee 1-17-0, James 1-12-0, Jones 1-8-0, Carpenter 1-7-0, Zabransky 1-(-3)-0

**Interceptions:** LOU-Rhodes 1-0-0; BSU-Avalos 1-92-1, Alexander 1-20-0

### ■ Toyota Gator Bowl, Jan. 2, 2006

Louisville	14	3	0	7	-	24
Virginia Tech	3	7	3	22	-	35

**Attendance:** 63,780

LOU (10:57, 1st) Urrutia 11 yd pass from Cantwell (Carmody kick)  
 VT (6:04, 1st) Pace 36 yd FG  
 LOU (2:53, 1st) Tinch 39 yd pass from Cantwell (Carmody kick)  
 VT (5:06, 2nd) Harper 33 yd pass from Vick (Pace kick)  
 LOU (2:32, 2nd) Carmody 35 yd FG  
 VT (3:12, 3rd) Pace 28 yd FG  
 LOU (13:37, 4th) Barnidge 29 yd pass from Cantwell (Carmody kick)  
 VT (13:04, 4th) Humes 24 yd run (Morgan pass from Vick)  
 VT (6:09, 4th) King 5 yd pass from Vick (Pace kick)  
 VT (5:04, 4th) Anderson 39 yd interception return (Pace kick)

### Team Statistics

	LOU	VT
First Downs	20	21
Rushes-Yds.	30-127	48-187
Passing Yds.	216	203
Passes (C-A-I)	15-37-3	11-21-0
Fumbles-Lost	1-1	2-0
Penalties-Yds.	5-49	7-93
Punts-Avg.	4-46.3	6-50.0
Punt Returns-Yds.	3-48	1-13

MEDIA

PREVIEW

TEAM

COACHES

REVIEW

HONORS

PROS

RECORDS

UOFL





# Bowl Recaps

KO Returns-Yds.	4-110	4-78
Time of Possession	23:39	36:21
Sacks By	3-28	4-30

## Individual Leaders

**Rushing:** LOU-Bush 16-94-0, Smith 3-32-0, Douglas 2-24-0, Stripling 3-13-0, Cantwell 5-(-34)-0; VT-Humes 22-113-1, Ore 11-56-0, Vick 13-10-0, Harper 1-10-0

**Passing:** LOU-Cantwell 15-37-216-3-3; VT-Vick 11-21-203-2-0

**Receiving:** LOU-Urrutia 6-95-1, Tinch 3-55-1, Jones 3-22-0, Barnidge 1-29-1, Bush 1-8-0, Douglas 1-7-0; VT-King 3-27-1, Clowney 2-69-0, Harper 2-62-1, Hyman 2-44-0, Royal 2-1-0

**Interceptions:** VT-Anderson 1-39-1, Minor 1-25-0, Flowers 1-15-0

## ■ FedEx Orange Bowl, Jan. 2, 2007

Louisville	0	10	0	14	-	24
Wake Forest	0	3	7	3	-	13

**Attendance:** 74,470

WF	(14:17, 2nd)	Swank 44 yd FG
LOU	(8:30, 2nd)	Carmody 41 yd FG
LOU	(5:53, 2nd)	Allen 21 yd pass from Carter (Carmody kick)
WF	(11:34, 3rd)	Morton 30 yd pass from Skinner (Swank kick)
WF	(14:46, 4th)	Swank 36 yd FG
LOU	(12:31, 4th)	Allen 1 yd run (Carmody kick)
LOU	(4:57, 4th)	Bolen 18 yd run (Carmody kick)

## Team Statistics

	LOU	WF
First Downs	23	18
Rushes-Yds.	37-125	29-111
Passing Yds.	332	271
Passes (C-A-I)	25-35-0	21-33-1
Fumbles-Lost	2-2	3-2
Penalties-Yds.	1-5	3-30
Punts-Avg.	4-34.0	5-38.6
Punt Returns-Yds.	1-(-2)	3-8
KO Returns-Yds.	2-31	3-38
Time of Possession	32:24	27:36
Sacks By	4-21	2-14

## Individual Leaders

**Rushing:** LOU-Smith 16-82-0, Bolen 4-28-1, Allen 7-11-1, Brohm 6-3-0, Stripling 4-1-0; WF-Moore 12-73-0, Belton 5-46-0, Bryant 3-23-0, Marion 3-17-0, Skinner 4-(-21)-0, Idlette 2-(-27)-0

**Passing:** LOU-Brohm 24-34-311-0-0, Carter 1-1-21-1-0; WF-Skinner 21-33-271-1-1

**Receiving:** LOU-Douglas 10-165-0, Urrutia 5-44-0, Bolen 2-34-0, Smith 2-34-0, Riley 2-21-0, Barnidge 2-13-0, Allen 1-21-1, Stripling 1-0-0; WF-Idlette 6-91-0, Marion 4-63-0, Morton 4-62-1, Tereshinski 3-22-0, Moore 2-25-0, Bryant 1-9-0, Belton 1-(-1)-0

**Interceptions:** LOU-Gay 1-1-0

## ■ Beef 'O' Brady's Bowl, Dec. 21, 2010

Louisville	0	21	0	10	-	31
Southern Miss	14	7	0	7	-	28

**Attendance:** 20,017

USM	(12:06, 1st)	Pierce 32 yd pass from Davis (Hrapmann kick)
USM	(10:12, 1st)	Johnson 62 yd run (Hrapmann kick)
LOU	(11:21, 2nd)	Graham 11 yd pass from Burke (Philpott kick)
USM	(9:15, 2nd)	Davis 17 yd pass from Pierce (Hrapmann kick)
LOU	(4:24, 2nd)	Chichester 10 yd pass from Burke (Philpott kick)

LOU	(1:18, 2nd)	Powell 6 yd run (Philpott kick)
USM	(14:55, 4th)	Walters 8 yd pass from Davis (Hrapmann kick)
LOU	(14:40, 4th)	Wright 95 yd kickoff return (Philpott kick)
LOU	(6:30, 4th)	Philpott 36 yd FG

## Team Statistics

	LOU	USM
First Downs	15	24
Rushes-Yds.	29-109	40-170
Passing Yds.	178	226
Passes (C-A-I)	20-32-0	21-34-0
Fumbles-Lost	1-1	2-1
Penalties-Yds.	9-54	6-45
Punts-Avg.	7-38.9	6-38.5
Punt Returns-Yds.	1-14	1-9
KO Returns-Yds.	4-158	4-74
Time of Possession	31:12	28:48
Sacks By	1-8	1-1

## Individual Leaders

**Rushing:** LOU-Powell 18-75-1, Wright 5-31-0, Burke 4-21-0; USM-Johnson 10-102-1, Hardy 12-48-0, Lampley 3-35-0, Davis 13-16-0

**Passing:** LOU-Burke 20-32-178-2-0; USM-Davis 19-32-205-2-0,

Boehme 1-1-4-0-0, Pierce 1-1-17-1-0

**Receiving:** LOU-Beaumont 7-57-0, Graham 3-31-1, Chichester 3-27-1, Bellamy 2-29-0, Smith 2-16-0, Powell 2-10-0, Donnell 1-8-0; USM-Bolden 5-55-0, Pierce 4-54-1, Brown 4-41-0, Morris 4-21-0, Hardy 1-19-0, Davis 1-17-1, Sullivan 1-11-0, Walters 1-8-1

## ■ Belk Bowl, Dec. 27, 2011

Louisville	7	3	7	7	-	24
NC State	7	14	10	0	-	31

**Attendance:** 58,427

NCSU	(5:39, 1st)	Graham 6 yd pass from Glennon (Sade kick)
LOU	(1:06, 1st)	Bridgewater 8 yd run (Philpott kick)
LOU	(6:07, 2nd)	Philpott 32 yd FG
NCSU	(4:03, 2nd)	Palmer 35 yd pass from Glennon (Sade kick)
NCSU	(1:35, 2nd)	Graham 68 yd pass from Glennon (Sade kick)
NCSU	(8:04, 3rd)	Sade 34 yd FG
NCSU	(6:39, 3rd)	Amerson 65 yd interception return (Sade kick)
LOU	(2:00, 3rd)	Nord 2 yd pass from Bridgewater (Philpott kick)
LOU	(3:55, 4th)	Bellamy 2 yd pass from Bridgewater (Philpott kick)

## Team Statistics

	LOU	NCSU
First Downs	18	19
Rushes-Yds.	35-117	28-65
Passing Yds.	274	264
Passes (C-A-I)	24-43-3	21-33-1
Fumbles-Lost	2-0	3-2
Penalties-Yds.	4-52	8-47
Punts-Avg.	3-37.0	2-34.0
Punt Returns-Yds.	1-1	1-2
KO Returns-Yds.	4-128	3-63
Time of Possession	31:50	28:10
Sacks By	1-6	5-33

## Individual Leaders

**Rushing:** LOU-Anderson 15-61-0, D. Brown 9-51-0, P. Brown 1-37-0, Wright 1-(-3)-0, Bridgewater 9-(-29)-1; NCSU-Washington 14-45-0, Underwood 6-19-0, Creecy 4-16-0, Glennon 2-3-0

**Passing:** LOU-Bridgewater 24-43-274-2-3; NCSU-Glennon 21-33-264-3-1

**Receiving:** LOU-Rogers 7-54-0, Bellamy 5-98-1, Anderson 3-48-0, Radcliff 3-18-0, D. Brown 2-3-0, Chichester 1-28-0, Parker 1-15-0,

MEDIA

PREVIEW

TEAM

COACHES

REVIEW

HONORS

PROS

RECORDS

UOFL



Smith 1-8-0, Nord 1-2-1; NCSU-Graham 7-116-2, Smith 4-44-0, Bryan 3-29-0, Washington 3-15-0, Palmer 2-48-1, Crisp 1-8-0, Underwood 1-4-0

**Interceptions:** LOU-Pryor 1-0-0; NCSU-Amerson 2-65-1, Manning 1-4-0

### ■ Allstate Sugar Bowl, Jan. 2, 2013

Louisville	14	10	6	3	-	33
Florida	0	10	0	13	-	23

**Attendance:** 54,178

LOU (14:45, 1st) Floyd 38 yd interception return (Wallace kick)

LOU (6:47, 1st) Wright 1 yd run (Wallace kick)

UF (14:50, 2nd) Sturgis 33 yd FG

LOU (8:39, 2nd) Wallace 27 yd FG

LOU (2:57, 2nd) Parker 15 yd pass from Bridgewater (Wallace kick)

UF (0:10, 2nd) Jones 1 yd run (Sturgis kick)

LOU (14:52, 3rd) Copeland 19 yd pass from Bridgewater (kick failed)

LOU (7:54, 4th) Wallace 30 yd FG

UF (7:41, 4th) Debose 100 yd kickoff return (Sturgis kick)

UF (2:13, 4th) Taylor 5 yd pass from Driskel (Driskel pass failed)

#### Team Statistics

	LOU	UF
First Downs	23	17
Rushes-Yds.	36-70	30-111
Passing Yds.	266	175
Passes (C-A-I)	20-32-1	16-29-2
Fumbles-Lost	2-0	1-1
Penalties-Yds.	2-25	9-98
Punts-Avg.	1-39.0	4-41.3
Punt Returns-Yds.	2-10	0-0
KO Returns-Yds.	1-0	6-218
Time of Possession	35:37	24:23
Sacks By	3-33	5-31

#### Individual Leaders

**Rushing:** LOU-Wright 25-84-1, Lamb 2-5-0, Bridgewater 7-(-17)-0; UF-Gillislee 9-48-0, Burton 5-24-0, Jones 3-16-1, Hines 2-11-0, Debose 1-8-0, Driskel 10-4-0

**Passing:** LOU-Bridgewater 20-32-266-2-1; UF-Driskel 16-29-175-1-2

**Receiving:** LOU-Smith 4-55-0, Rogers 4-62-0, Wright 3-19-0, Copeland 2-31-1; UF-Dunbar 5-77-0, Hines 3-34-0, Hammond 2-22-0, Debose 1-4-0, Burton 1-8-0, Reed 1-7-0, Purifoy 1-5-0, Taylor 1-5-1, Gillislee 1-13-0

**Interceptions:** LOU-Floyd 1-38-1, Johnson 1-22-0; UF-Evans 1-7-0

### ■ Russell Athletic Bowl, Dec. 28, 2013

Louisville	6	16	7	7	-	36
Miami (Fla.)	2	0	0	7	-	9

**Attendance:** 51,098

UM (11:51, 1st) Team safety

LOU (5:46, 1st) Wallace 36 yd FG

LOU (1:38, 1st) Wallace 43 yd FG

LOU (12:47, 2nd) Wallace 42 yd FG

LOU (7:10, 2nd) Parker 26 yd pass from Bridgewater (Wallace kick)

LOU (0:30, 2nd) Harris 12 yd pass from Bridgewater (Wallace kick failed)

LOU (8:11, 3rd) Perry 24 yd pass from Bridgewater (Wallace kick)

LOU (12:19, 4th) Bridgewater 1 yd run (Wallace kick)

UM (10:23, 4th) Edwards 2 yd run (Goudis kick)

#### Team Statistics

	LOU	UM
First Downs	28	14
Rushes-Yds.	31-107	28-14
Passing Yds.	447	160
Passes (C-A-I)	35-45-0	12-27-0
Fumbles-Lost	1-0	1-1
Penalties-Yds.	9-79	2-20
Punts-Avg.	1-45.0	6-45.7
Punt Returns-Yds.	0-0	0-0
KO Returns-Yds.	2-33	9-223
Time of Possession	38:32	21:28
Sacks By	4-39	1-4

#### Individual Leaders

**Rushing:** LOU-Perry 6-46-0, Brown 16-42-0, Bridgewater 6-24-1, Radcliff 1-1-0; UM-Edwards 12-38-1, Crawford 11-35-0, Morris 5-(-59)-0

**Passing:** LOU-Bridgewater 35-45-447-3-0; UM-Morris 12-27-160-0-0

**Receiving:** LOU-Parker 9-142-1, Copeland 6-90-0, Perry 5-50-1, Harris 4-54-1, Rogers 3-38-0, Christian 2-25-0, Brown 2-21-0, Clark 2-10-0, Quick 1-13-0, Atkins 1-4-0; UM-Walford 4-82-0, Coley 3-32-0, Crawford 3-22-0, Hurns 2-24-0

### ■ Belk Bowl, Dec. 30, 2014

Louisville	7	0	7	0	-	14
Georgia	7	13	7	10	-	37

**Attendance:** 45,671

UGA (8:24, 1st) Conley 44 yd pass from Mason (Morgan kick)

LOU (4:25, 1st) Christian 11 yd pass from Bolin (Wallace kick)

UGA (11:33, 2nd) Morgan 41 yd FG

UGA (6:40, 2nd) Chubb 31 yd run (Morgan kick)

UGA (4:58, 2nd) Morgan 22 yd FG

UGA (5:41, 3rd) Michel 2 yd run (Morgan kick)

LOU (1:48, 3rd) Radcliff 6 yd run (Wallace kick)

UGA (5:20, 4th) Morgan 41 yd FG

UGA (2:02, 4th) Chubb 8 yd run (Morgan kick)

#### Team Statistics

	LOU	UGA
First Downs	20	22
Rushes-Yds.	27-62	53-292
Passing Yds.	314	200
Passes (C-A-I)	21-44-3	14-24-1
Fumbles-Lost	1-0	1-1
Penalties-Yds.	7-44	4-19
Punts-Avg.	6-37.5	2-41.0
Punt Returns-Yds.	0-0	1-0
KO Returns-Yds.	8-132	2-37
Time of Possession	27:00	33:00
Sacks By	2-17	4-36

#### Individual Leaders

**Rushing:** LOU-Radcliff 19-89-1, Scott 2-2-0, Bonnafon 1-(-9)-0, Bolin 5-(-20)-0; UGA-Chubb 33-266-2, Michel 11-33-1, Douglas 5-5-0, Mason 1-(-1)-0

**Passing:** LOU-Bolin 20-40-300-1-2, Bonnafon 1-3-14-0-1, Johnson 0-1-0-0-0; UGA-Mason 10-15-149-1-0, Ramsey 4-9-51-0-1

**Receiving:** LOU-Parker 8-120-0, Rogers 5-81-0, Quick 2-57-0, Christian 2-25-1, Towbridge 2-21-0, De La Cruz 1-9-0, Radcliff 1-1-0; UGA-Conley 4-80-1, Mitchell 3-19-0, Bennett 2-23-0, Blazeovich 2-13-0, Michel 1-32-0, Scott-Wesley 1-19-0, Towns 1-14-0

**Interceptions:** LOU-Floyd 1-0-0; UGA-Sanders 2-42-0, Swann 1-0-0





## Bowl Recaps

## ■ Music City Bowl, Dec. 30, 2015

Louisville	20	0	7	0	-	27
Texas A&M	7	7	0	7	-	21

Attendance: 50,478

LOU (11:56, 1st) Jackson 6 yd run (Wallace kick)  
 LOU (5:22, 1st) Crum 2 yd pass from Jackson (Wallace kick failed)  
 TAMU (2:25, 1st) Carson 9 yd run (Bertolet kick)  
 LOU (1:14, 1st) Jackson 61 yd run (Wallace kick)  
 TAMU (1:51, 2nd) Seals-Jones 4 yd pass from Hubenak (Bertolet kick)  
 LOU (3:01, 3rd) Towbridge 17 yd pass from Jackson (Wallace kick)  
 TAMU (4:54, 4th) Kirk 29 yd pass from Hubenak (Bertolet kick)

## Team Statistics

	LOU	TAMU
First Downs	21	25
Rushes-Yds.	46-307	39-138
Passing Yds.	227	307
Passes (C-A-I)	12-26-0	28-48-1
Fumbles-Lost	2-0	1-1
Penalties-Yds.	10-90	9-85
Punts-Avg.	6-42.8	7-43.7
Punt Returns-Yds.	3-49	0-0
KO Returns-Yds.	3-51	4-83
Time of Possession	29:07	30:53
Sacks By	5-39	1-10

## Individual Leaders

**Rushing:** LOU-Jackson 22-226-2, Radcliff 11-47-0, Scott 5-27-0, Bonnafon 6-9-0, Samuel 1-(-1)-0; TAMU-Carson 20-106-1, Etwi 2-9-0, Kirk 1-9-0, White 5-7-0, Hubenak 11-7-0

**Passing:** LOU-Jackson 12-26-227-2-0; TAMU-Hubenak 28-48-307-2-1

**Receiving:** LOU-Quick 4-73-0, Hikutini 3-103-0, Ja. Smith 2-4-0, Staples 1-28-0, Towbridge 1-17-1, Crum 1-2-1; TAMU-Reynolds 11-177-0, Kirk 10-84-1, Pope 3-21-0, Seals-Jones 3-18-1, Carson 1-7-0

**Interceptions:** LOU-Harvey-Clemons 1-0-0

## ■ Buffalo Wild Wings Citrus Bowl, Dec. 31, 2016

Louisville	3	3	0	3	-	9
LSU	0	16	10	3	-	29

Attendance: 46,063

LOU (7:14, 1st) Creque 24 yd FG  
 LSU (14:54, 2nd) Jeter 1 yd pass from Etling (Delahoussaye kick)  
 LSU (7:14, 2nd) Guice 1 yd pass from Etling (Delahoussaye kick)  
 LSU (1:08, 2nd) Team safety  
 LOU (0:00, 2nd) Creque 47 yd FG  
 LSU (8:48, 3rd) Guice 70 yd run (Delahoussaye kick)  
 LSU (3:04, 3rd) Delahoussaye 42 yd FG  
 LOU (14:43, 4th) Creque 30 yd FG  
 LSU (10:38, 4th) Delahoussaye 25 yd FG

## Team Statistics

	LOU	LSU
First Downs	11	20
Rushes-Yds.	35-67	41-177
Passing Yds.	153	217
Passes (C-A-I)	10-27-0	16-29-1
Fumbles-Lost	1-1	0-0

Penalties-Yds.	8-56	4-48
Punts-Avg.	8-50.5	6-36.5
Punt Returns-Yds.	2-(-4)	4-45
KO Returns-Yds.	4-64	3-81
Time of Possession	24:22	35:38
Sacks By	1-15	8-64

## Individual Leaders

**Rushing:** LOU-Jackson 26-33-0, Radcliff 6-26-0, Je. Smith 3-8-0; LSU-Guice 26-138-1, Williams 12-37-0, Etling 3-2-0

**Passing:** LOU-Jackson 10-27-153-0-0; LSU-Etling 16-29-217-2-1

**Receiving:** LOU-Quick 3-81-0, Dawkins 2-16-0, Staples 1-22-0, Samuel 1-17-0, Hikutini 1-12-0, Towbridge 1-4-0, Standberry 1-1-0; LSU-Dupre 7-139-0, Guice 3-11-1, Chark 2-47-0, Moore 2-13-0, Smith 1-6-0, Jeter 1-1-1

**Interceptions:** LOU-Cannon 1-1-0

## ■ TaxSlayer Bowl, Dec. 30, 2017

Louisville	7	14	3	3	-	27
Mississippi State	14	3	0	14	-	31

Attendance: 41,310

MS (10:47, 1st) Williams 5 yd run (Christmann kick)  
 LOU (6:35, 1st) Standberry 5 yd pass from Jackson (Creque kick)  
 MS (3:11, 1st) Thompson 14 yd run (Christmann kick)  
 LOU (10:29, 2nd) Jackson 13 yd run (Creque kick)  
 MS (4:21 2nd) Christmann 23 yd FG  
 LOU (0:19, 2nd) Ja. Smith 11 yd pass from Jackson (Creque kick)  
 LOU (3:14, 3rd) Creque 23 yd FG  
 MS (13:22, 4th) Thompson 2 yd run (Christmann kick)  
 LOU (7:38, 4th) Creque 31 yd FG  
 MS (3:39, 4th) Thompson 1 yd run (Christmann kick)

## Team Statistics

	LOU	MS
First Downs	20	23
Rushes-Yds.	39-187	55-277
Passing Yds.	171	127
Passes (C-A-I)	13-31-4	11-20-1
Fumbles-Lost	1-0	2-2
Penalties-Yds.	6-42	11-100
Punts-Avg.	4-42.3	4-41.0
Punt Returns-Yds.	1-9	3-11
KO Returns-Yds.	3-50	6-141
Time of Possession	30:21	29:39
Sacks By	2-8	6-42

## Individual Leaders

**Rushing:** LOU-Jackson 24-158-1, M. Williams 5-13-0, Bonnafon 7-13-0, D. Williams 3-3-0; MS-Thompson 27-147-3, Williams 12-88-1, Hill 8-29-0, Gibson 6-13-0, Jackson 1-1-0

**Passing:** LOU-Jackson 13-31-171-2-4; MS-Thompson 11-20-127-0-1

**Receiving:** LOU- Ja. Smith 7-107-1, Dawkins 3-38-0, Standberry 2-10-1, Averett 1-16-0; MS-Jackson 3-38-0, J. Thomas 2-36-0, Todd 2-32-0, Couch 2-28-0, D. Thomas 2-(-7)-0

**Interceptions:** LOU-C. Williams 1-1-0; MS-McLaurin 2-42-0, Dantzer 1-15-0, Green 1-0-0



### ■ Music City Bowl, Dec. 30, 2019

Louisville	0	10	14	14	-	38
Mississippi State	7	7	0	14	-	28

**Attendance: 46,850**

MS	(4:48, 1st)	Stevens 3 yd run (Christmann kick)
MS	(10:19, 2nd)	Gibson 3 yd run (Christmann kick)
LOU	(7:57, 2nd)	Ford 33 yd pass from Atwell (Chalifoux kick)
LOU	(0:00, 2nd)	Chalifoux 31 yd FG
LOU	(5:01, 3rd)	Peete 24 yd pass from Cunningham (Chalifoux kick)
LOU	(2:51, 3rd)	K. Pass 31 yd fumble recovery (Chalifoux kick)
LOU	(13:52, 4th)	Ford 8 yd pass from Cunningham (Chalifoux kick)
MS	(10:25, 4th)	Guidry 18 yd pass from Stevens (Christmann kick)
LOU	(2:13, 4th)	Hawkins 5 yd run (Chalifoux kick)
MS	(0:27, 4th)	Mitchell 24 yd pass from Stevens (Christmann kick)

#### Team Statistics

	LOU	MS
First Downs	23	24
Rushes-Yds.	44-198	36-145
Passing Yds.	312	221
Passes (C-A-I)	17-25-0	17-26-0
Fumbles-Lost	1-1	4-2
Penalties-Yds.	6-50	2-20
Punts-Avg.	3-44.3	5-43.0
Punt Returns-Yds.	1-0	0-0
KO Returns-Yds.	3-65	4-44
Time of Possession	31:34	28:26
Sacks By	4-35	4-15

#### Individual Leaders

**Rushing:** LOU-Hawkins 23-105-1, Cunningham 16-81-0, Atwell 1-9-0, Hall 3-4-0; MS-Stevens 17-71-1, Gibson 8-54-1, Witherspoon 4-17-0, Hill 7-3-0  
**Passing:** LOU-Cunningham 16-23-279-2-0, Atwell 1-2-33-1-0; MS-Stevens 17-26-221-2-0  
**Receiving:** LOU-Atwell 9-147-0, Ford 3-53-2, Fitzpatrick 2-37-0, Marshall 1-29-0, Peete 1-24-1, Davis 1-22-0; MS-Guidry 6-76-1, Green 3-23-0, Mitchell 2-47-1, Payton 2-39-0, Spivey 1-13-0, Thomas 1-11-0, Hill 1-6-0, Gibson 1-6-0

### ■ First Responder Bowl, Dec. 28, 2021

Air Force	7	21	0	3	-	31
Louisville	0	14	7	7	-	28

**Attendance: 15,251**

AF	(2:01, 1st)	Daniels 5 yd run (Dapore kick)
AF	(14:14, 2nd)	Lewis 61-yd pass from Daniels (Dapore kick)
LOU	(9:16, 2nd)	Cooley 1-yd run (Travelstead kick)
AF	(5:45, 2nd)	Lewis 64-yd pass from Daniels (Dapore kick)
LOU	(5:30, 2nd)	Jordan 100-yd kickoff return (Travelstead kick)
AF	(0:54, 2nd)	Daniels 1-yd run (Dapore kick)
LOU	(0:04)	Harrell 34-yd pass from Cunningham (Travelstead kick)
AF	(5:28, 4th)	Dapore 26-yd field goal
LOU	(2:57, 4th)	Cunningham 22-yd rush (Travelstead kick)

#### Team Statistics

	AF	LOU
First Downs	21	21
Rushes-Yds.	55-170	37-192
Passing Yds.	252	207
Passes (C-A-I)	9-10-0	13-22-0

Fumbles-Lost	1-0	3-0
Penalties-Yds.	3-35	4-35
Punts-Avg.	3-42.0	2-46.5
Punt Returns-Yds.	0-0	1-4
KO Returns-Yds.	1-0	5-159
Time of Possession	35:26	24:34
Sacks By	2-3	2-12

#### Individual Leaders

**Rushing:** AF-Roberts 29-77-0, Hughes 7-39-0, Daniels 15-29-2; LOU-Cooley 18-92-1, Cunningham 12-63-1, Jordan 6-37-0  
**Passing:** AF-Daniels 9-10-252-0-2; LOU-Cunningham 13-21-207-0-1  
**Receiving:** AF-Lewis 5-172-2, Kinamon 3-40-0; LOU-Harrell 4-80-1, Huggins-Bruce 3-46-0, Cooley 2-28-0, Ford 2-20-0, Jordan 1-24-0, Downing 1-9-0

### ■ Wasabi Fenway Bowl, Dec. 17, 2022

Cincinnati	0	7	0	0	-	7
Louisville	7	14	3	0	-	24

**Attendance: 15,000**

LOU	(0:21, 1st)	Jordan 49-yd run (Turner kick)
UC	(10:58, 2nd)	Fisher 20-yd pass from Prater (Lowery kick)
LOU	(5:52, 2nd)	Ford 8-yd pass from Domann (Turner kick)
LOU	(5:45, 2nd)	Jordan 41-yd run (Turner kick)
LOU	(3:49, 3rd)	Turner 48-yard field goal

#### Team Statistics

	UC	LOU
First Downs	11	24
Rushes-Yds.	38-55	49-287
Passing Yds.	69	132
Passes (C-A-I)	7-15-0	13-23-2
Fumbles-Lost	3-2	2-2
Penalties-Yds.	5-55	4-20
Punts-Avg.	7-42.3	3-35.3
Punt Returns-Yds.	0-0	3-10
KO Returns-Yds.	5-119	1-18
Time of Possession	27:31	32:29
Sacks By	1-8	7-64

#### Individual Leaders

**Rushing:** UC-Wright 8-43-0, McClelland 6-15-0, Kiner 6-14-0; LOU-Turner 31-160-0, Jordan 9-115-2, Goodman 2-5-0  
**Passing:** UC-Prater 7-15-83-0-1; LOU-Domann 10-18-92-1-1, Smith 3-5-40-1-0  
**Receiving:** UC-Smith 2-32-0, Fisher 2-31-1, Singletary 1-11-0; LOU-Carter 4-50-0, Smith 3-45-0, Ford 2-13-1, Jordan 2-11-0, Bell 1-11-0, Huggins-Bruce 1-2-0



MEDIA

PREVIEW

TEAM

COACHES

REVIEW

HONORS

PROS

RECORDS

UOFL



2023 LOUISVILLE FOOTBALL



UNIVERSITY of LOUISVILLE



University of **Louisville**





# Dr. Kim Schatzel, University President



**D**r. Kim Schatzel became the 19th President of the University of Louisville on February 1st, 2023.

She leads the \$1.6 billion University enterprise that extends to include an affiliated \$2.5 billion health care system with a focus on integrity, accountability, transparency, and advancing UofL's impact and national preeminence. President Schatzel is one of only 2% of university presidents nationwide with extensive corporate and entrepreneurial C-suite experience. Her path to academic leadership may be unique but has proven to be highly effective in expanding relationships with business partners, legislative leaders, and the philanthropic community.

In her previous role as its President, Towson University (TU) experienced unprecedented growth and became Maryland's second largest university and the largest university – public or private – in the Greater Baltimore region. During her tenure, she generated support for more than \$1 billion in capital investments in campus infrastructure and facilities, the largest in the University's 166-year history. Dr. Schatzel led TU to an impressive 72% six-year graduation rate and became one of only a handful of universities nationally where African American, Latinx, and Pell-eligible undergraduates achieved the same graduation rate as the overall student population. Clearly a champion for diversity, inclusion, and equity, Dr. Schatzel also established the first Office of Inclusion and Institutional Equity for TU and the first in the state of Maryland.

For her exceptional leadership in inclusive student success, Dr. Schatzel was recognized by Washington Monthly and US News and World Report for leadership in Social Mobility; the NCAA and Minority Opportunities Athletic Association with the Award for Diversity and Inclusion (2021); the Associated Black Charities as the "Champion for More in the Middle" (2017); and by the Board of Directors of the Urban League affiliates across the country with the Whitney M. Young Jr. Award (2020).

President Schatzel currently serves on the Board of Directors for the Atlantic Coast Con-

ference (ACC) and Greater Louisville Inc. (GLI). She also serves as the Chair, University of Louisville Athletic Association, and as a member of several boards including Louisville Healthcare CEO Council (CEoC), UofL Health, University of Louisville Foundation, University of Louisville Real Estate Foundation, and Impetus. President Schatzel is a member of the Presidents' Alliance on Higher Education and Immigration and the Presidents' Trust of the American Association of Colleges and Universities (AACU).

Prior to her presidency at TU, Dr. Schatzel served as the interim president, provost and executive vice president of academic and student affairs at Eastern Michigan University and as dean of the University of Michigan-Dearborn College of Business. Before serving higher education, Dr. Schatzel spent more than 20 years as a corporate leader and serial entrepreneur in the technology and advanced manufacturing sectors. After college, she started her 20-year business career as a foreman in a Ford assembly plant that culminated in her co-founding a multinational advanced manufacturing firm with operations on four continents, serving as its president, chief operating officer and chief executive officer.

President Schatzel holds a PhD in Business Administration, with a concentration in Marketing and Technology, from Michigan State University. Her research interests focused on product innovation, new product success and marketing communications. She earned her bachelor's degree from Washington University in St. Louis.

President Schatzel's husband, Trevor Iles, is an entrepreneur and former business executive. He is a member of the faculty at UofL's College of Business as a lecturer in marketing. They enjoy golfing, reading, and spending time with their children and grandchildren. President Schatzel enjoys cooking for family and friends – her pot roast has received numerous accolades.



MEDIA

PREVIEW

TEAM

COACHES

REVIEW

HONORS

PROS

RECORDS

UOFL





# UofL Board of Trustees



Jerry Abramson



Dr. Larry Benz



Dorian Brown



Raymond Burse



Alfonso Cornish



Brian F. Lavin



Diane Medley



Eugene Mueller



Mary R. Nixon



Diane L. Porter



James M. Rogers



John D. Smith



Sherrill Zimmerman

## Athletic Association Board of Directors



Claudia Angeli



Dr. Larry Benz



Gerald Bradley



Ryan Bridgeman



Dorian Brown



Jeremy Clark



Douglas Craddock



Rob Detmering



Dan Durbin



Lee Gill



Meg Hancock



Dennis Heishman



Steve Jones



Carolyn Klinge



Bob Kohn



Kevin Lefford




Dr. Amy Lingo



Brandon McCormack



Sharon Moore



Taylor Nolden



Sam Rechter



Shannon Rickett



James M. Rogers



Gayle Saunders



Dr. Kim Schatzel



Lars Smith



Krista Wallace-Boaz



Ron Wright



Sherrill Zimmerman

MEDIA

PREVIEW

TEAM

COACHES

REVIEW

HONORS

PROS

RECORDS

UOFL



# Josh Heird, Vice President/Director of Athletics



**J**osh Heird, who has over 14 years of experience in athletics administration at the University of Louisville and at Villanova University, was named the Cardinals' Director of Athletics on June 3, 2022. Prior to that appointment following a comprehensive national search, he had been operating as the Cardinals' Interim Athletic Director since December 2021.



Under Heird's leadership since 2022, Heird has shaped the path of the department by hiring hometown hero Jeff Brohm to lead the football program and added another alumnus to head the men's basketball program in Kenny Payne.

The 2022-23 academic year yielded another accomplished campaign on the playing field. Heird saw 13 teams reach the top 25 in the national rankings and six squads received invitations to the NCAA Tournament. The women's volleyball team finished as the national runner-up and women's basketball made their five consecutive trip to the Elite Eight.

Academically, the department earned a 92 percent graduation rate and a 3.28 grade point average, both department high marks. Ten programs achieved perfect APR marks and 510 student-athletes achieved a grade point average of 3.0 or better.

Led by Heird's vision, he finalized a \$41 million naming rights deal to rename Cardinal Stadium to L&N Stadium. Over \$5 million was raised to renovate the Keuber Center and \$3.5 million was pledged for the New Standard project to advance equity and advancement in women's athletics.

Committed to providing a world-class student-athlete experience, Heird has improved NIL alignment and advancement for student-athlete acquisition and retention, launched an expanded Elevate NIL Program and improved alignment and communication with 502 Circle, a collective to support UofL student-athletes.

In inking a recording-break deal with UofL Health, Heird's department in the ACC Leader in Mental Health by Increasing resource, adding 10 mental health professionals and personnel commitment to support mental health, sports performance and sports science

After a previous stint at UofL, Heird returned to Louisville as the Deputy Athletic Director in April 2019. In that role, Heird serves the sport administrator for baseball, men's basketball, and football, as well as providing administrative oversight for championships, facilities/events, capital projects and equipment operations; plus sport oversight for men's and women's golf and men's and women's swimming and diving.

Heird served as Senior Associate Athletics Director/Chief Athletics Operating Officer at Villanova in 2018-19 after operating nearly two years as Associate Athletic Director for Internal Operations and Finance. In those roles, he provided leadership for all internal units of the athletic department and had administrative oversight with finance and budget, capital projects, ticket and equipment operation, food service, camps and overall project and event management. He also was the sport administrator for the men's lacrosse and men's soccer programs, as well as the secondary administrator for men's basketball.

Before moving to Villanova, Heird worked nearly 10 years at UofL (2007-16), most recently as Assistant Athletic Director for Championships and Facilities from 2012-16. In that role, he had oversight of capital projects approved by the UofL Athletic Association. He also assisted with the day-to-day management of facility operations. Heird was responsible for the management of all ACC and NCAA postseason events hosted by UofL.

During his time at Louisville, Heird helped design and oversee the construction of the Jim Patterson Baseball Stadium expansion, the Ulmer Softball Stadium expansion, the building of the Dr. Mark and Cindy Lynn Soccer Stadium, the lacrosse stadium press box, as well as the Thorntons Academic Center of Excellence.

Heird coordinated several postseason events hosted by Louisville, including the 2016 NCAA Men's Basketball Regional. Louisville also served as home to the 2015 and 2012 Men's and Women's Cross Country National Championships, the 2015 and 2012 Men's

Basketball Second and Third Rounds, the 2014 Women's Basketball Regional, the 2012 Women's Volleyball National Championship and the 2012 Field Hockey National Championship.

He began his career at UofL as Assistant Director of Championships in April of 2007 before being promoted to the Director of Championships in 2009. Before starting a career in collegiate athletics, Heird spent five years in Washington, D.C. working for Congressman Mike Simpson of Idaho and Senator Wayne Allard of Colorado.

Heird is a 2002 graduate of Mississippi College, where he was a member of the cross country, track & field and football teams.

In addition to being the American Southwest Conference 800 meter champion in 2001, Heird was an all-conference cross country selection in 2001 and was an academic all-conference honoree every semester of his career. He earned an MBA from Louisville in 2009.

Heird is married to the former Abbey Woolley. The couple has two children, Hadley and Gus.



**The Heird Family:** (counterclockwise from top right) Josh, Abbey, Gus and Hadley.

MEDIA

PREVIEW

TEAM

COACHES

REVIEW

HONORS

PROS

RECORDS

UOFL





# Athletic Administration

## Krista Wallace-Boaz

*Faculty Athletics Representative*



Krista Wallace-Boaz joined the UofL School of Music faculty in Fall of 2000. Appointed by the President as the Faculty Athletics Representative beginning July 1, 2020, she is currently Associate Dean of the School of Music and Professor of Piano and Pedagogy. From 2016-2018 she served as Vice-Chair of the University of Louisville Athletics Association Board of Directors and from 2018-2020 she served as chair of the Faculty Senate (2018-2020), ex-officio on the UofL Foundation Board of Directors, and Faculty Trustee on the University of Louisville Board of Trustees. A current ACC Fellow, Krista completed the ACC Academic Leaders Network program and currently serves as the FAR liaison to the ACC SAAC.

A native of Somerset, Kentucky, Krista received the University of Louisville's Distinguished Faculty Award for Service in 2013. She holds a Bachelor of Music degree in Piano Performance from the University of Louisville, a Master of Music in Piano Performance and Pedagogy from Northwestern University, and a Doctor of Music in Piano Performance and Pedagogy from Northwestern University. Krista also holds three certificates from the Rimsky-Korsakov Conservatory in St. Petersburg, Russia. She has appeared in concerts across the United States as well as England, Austria, Belgium, France, the Netherlands, Russia and Scotland. In addition to her work at UofL, Krista also serves as the Director of Operations for the Chamber Music Society of Louisville and the Southern Division Composition Coordinator for MTNA Competitions.

## Amy Calabrese

*Deputy Athletic Director/  
Senior Woman Administrator*



Amy Calabrese, a former UofL student-athlete and member of the UofL staff full-time since November of 2007, was elevated to Deputy Athletic Director in August of 2022. Prior to being promoted, Calabrese served as Associate Athletic Director beginning in July 2019 and was designated as the Senior Woman Administrator in November 2020.

Calabrese oversees Health and Performance with Dr. Pat Ivey while continuing to oversee the sport administration team and serve as the pri-



mary sport administrator for women's basketball, volleyball, and women's soccer. In addition, Calabrese is the athletic department liaison with several campus entities, including the Dean of Student's office, Title IX office and Housing. She serves on several conference committees, including the ACC Women's Basketball Committee, ACC Field Hockey Committee and ACC Women's Soccer Committee. In addition to these ACC Committees, she serves as an ACC representative on two Alliance Committees; the Olympic Scheduling and Sport Committee and the Social Impact and Responsibility Committee.

Before being elevated to Associate Athletic Director, Calabrese served as Assistant Athletic Director, beginning in June of 2013, gaining sport administrator experience with a variety of sport programs at Louisville. Calabrese operated as Director of Student-Athlete Development at UofL from May of 2010 until her administrative appointment in 2013. Her duties included developing and implementing UofL's life skills program for student-athletes, including leadership development, educational programming, and career education. She served as advisor for the Student-Athlete Advisory Committee.

She worked nearly three years as assistant director of student-athlete development and championships from November of 2007 until

May of 2010. In that role, she aided in UofL's efforts in serving as host for conference and NCAA championships, event management, community outreach projects and life skills program. Calabrese joined the UofL staff as a graduate assistant in development in 2007.

Calabrese was a four-year letter winner for the Cardinals' soccer team from 2003-06, earning Academic All-American honors as a junior and senior. The stellar defender started all 77 matches of her career, playing every minute of every game but one as a junior, as the Cardinals won 43 games over her four years. A team captain her last two years, she was an All-Conference USA third-team selection as a sophomore after coming to UofL from Centennial, Colo.

She earned her bachelor's degree in sport administration with a minor in business administration from UofL in 2007 and went on to earn a master's degree in business administration, also from UofL, in 2009. She is a graduate of Ignite Louisville and Leadership Louisville. She is also a member of Women Leaders in College Sports, and graduate of both their Institute for Administrative Advancement and Leadership Executive Institute. Calabrese is a 2021 graduate of the selective NCAA Pathways Program.

She and her husband Rich have three children, Jack, Colin and William.

MEDIA

PREVIEW

TEAM

COACHES

REVIEW

HONORS

PROS

RECORDS

UOFL



### Marvin Mitchell

*Deputy Athletic Director*



Marvin Mitchell, a member of the UofL staff full-time since December of 1999, was elevated to Deputy Athletic Director in August of 2022. Prior to being promoted, Mitchell served as Senior Associate Athletic Director for Student Services & Diversity beginning in July 2011.

In his role, Mitchell has oversight of all academic services, continuing eligibility, student development, student-athlete programming and Thorntons Academic Center of Excellence (TACE) operations. He is the sport administrator for the Cardinals' track & field and cross country programs. Additionally, his expanded role provides oversight for additional internal operations and services including Name Image Likeness (NIL) and Diversity, Equity & Inclusion (DEI). He also provides oversight for Facilities, led by Associate AD for Facilities, Michael Ortman. Before his role was expanded, Mitchell served as the Senior Associate Athletic Director for Academic Services beginning in July of 2009.

Mitchell was the school's first Associate Athletic Director in the area of academics when he was promoted in July of 2000. He joined the athletic administration staff in December 1999 as Assistant Athletic Director of Academic Services after three years at East Carolina, where he directed their student development program. Prior to his stint at ECU, Mitchell worked five years at his alma mater Wake Forest in many roles, including serving as assistant director of academic services from 1994-96.

Under Mitchell's leadership, academic success for student-athletes has flourished at UofL. More than half of all student-athletes are consistently named to the Athletic Director's Honor Roll for maintaining a 3.0 grade point average each semester. Graduation rates for student-athletes have improved to all-time highs. Computer access, tutorial services, objective-based study halls and a new student retention program are among the significant advancements since his arrival.

A four-year football letterman for Wake Forest (1987-91), Mitchell is an accomplished speaker and has addressed the National Association of Academic and Student-Athlete Development Professionals (N4A) National Conventions, NCAA Life Skills National Convention, Nike All-America Camps and various universities, high schools and grade schools.

A native of Eastville, Va., Mitchell graduated from Northampton High School and continued his education at Wake Forest University, where he earned both his bachelor's (1992) and master's (1995) degrees.

### Alan Kellogg

*Chief of Staff*



Alan Kellogg joined the UofL athletic department as the Chief of Staff in August 2022. Kellogg provides high-level executive support to the Athletic Director, and proactively initiates and implements communications and special projects in support of the department goals. Additionally, Kellogg provides oversight and project management for the department's strategic priorities across all units within the Athletic Department. An expert in staff development and organizational effectiveness, Kellogg honed his skills during a 30-year career in the Army. He recently retired with the rank of Colonel.

Kellogg's last assignment in the Army was serving as the Chief of Staff at the Army Human Resource Command at Fort Knox, Kentucky. Kellogg served in Army command positions at every level, with multiple operational and enterprise level assignments. Kellogg participated in three deployments. In 1994, he deployed to Somalia in support of Operation Restore Hope. In 2007, he served in the Multi-National Security Transition Command-Iraq (MNSTC-I). In 2010, he served in the 25th Infantry Division as a part of the Multi-National Division Center-Iraq.

A three-year football letterman and a two-year co-captain for Drake University, Kellogg led the team in receiving as a tight end his sophomore and senior years.

A native of Iowa City, IA., Kellogg holds a Bachelor of Science degree and a Master of Arts degree from Drake University, and a Master of Strategic Studies from the US Army War College. He and his wife Andrea have two daughters, Nyah and Emory.

### John Carns

*Senior Associate Athletic Director for Compliance*



John Carns is in his 26th year with the Cardinals and his 14th as Senior Associate Athletic Director for Compliance.

He served seven years as Associate Athletic Director for Compliance after serving as UofL's Director of Compliance for four years.

Carns is responsible for the development and implementation of the University's policies and procedures in accordance with NCAA, ACC and University regulations. He currently serves on the ACC Men's Tennis Committee.

Carns joined the UofL staff in August of 1998 after nearly two years assisting in the compliance office at the University of Miami (Fla.).

Prior to his roles in athletics, Carns worked in government for the City of Binghamton (N.Y.). He was a community relations assistant for the mayor's office (1986-88), an economic development assistant for two years (1988-90), the Highway Safety Program Director (1990-91) and a risk manager/paralegal of the Office of the Corporation Counsel (1991-93).

Carns earned a B.A. in Communications at State University College at Oswego (N.Y.) in 1985. He graduated with a juris doctor from the Thomas Cooley Law School in Lansing, Mich., in 1996, the same year he was admitted to the New York State Bar. He also earned a master's degree in sports administration at St. Thomas University in Miami, Fla. in 1997.

A native of Binghamton, N.Y., Carns and his wife Patti have two children: Luke and Payton Ann.

### Michael Dudas

*Senior Associate Athletic Director for Development*



Michael Dudas, a member of the UofL staff full-time since July of 2008, was elevated to Senior Associate Athletic Director for Development in August of 2022. Prior to his promotion, Dudas served as the

Associate Athletic Director for Development & Tickets.

As the leader of all development initiatives, Dudas supervises the Cardinal Athletic Fund and all administration, operations, planning and implementation for donor relations, annual giving, capital giving and fundraising projects.

Dudas joined the Cardinal Athletic Fund staff in July 2008 and rose to Assistant Athletic Director in 2015. He gained oversight of the Cardinal Athletic Fund in 2018 when assuming the Associate Athletic Director for Development role, a senior leadership position with the Cardinals.

A native of Hopkinsville, Ky., he earned a bachelor's degree in business management in 2006 from Austin Peay, where he competed on the Governor's basketball team. He was a member of APSU's 2002-03 team which won the Ohio Valley Conference championship and faced Louisville in the NCAA Tournament first round. His APSU 2003-04 team won the OVC regular season title with a perfect 16-0 league record and advanced to the NIT.

Dudas earned his master's degree in sport administration from UofL in 2009. He and his wife Katie have three sons: Connor, Parker and Chase.

MEDIA

PREVIEW

TEAM

COACHES

REVIEW

HONORS

PROS

RECORDS

UOFL





# Athletic Administration

MEDIA

PREVIEW

TEAM

COACHES

REVIEW

HONORS

PROS

RECORDS

UOFL



**Lottie Stockwell**  
Senior Associate Athletic Director  
for External Relations



Lottie Stockwell, a member of the UofL leadership staff since April of 2015, was elevated to Senior Associate Athletic Director for External Relations in August of 2022. Prior to being promoted, Stockwell served as Associate Athletic Director for Marketing beginning in October of 2018, preceded by three years as the Assistant Athletic Director for Brand Marketing & Licensing from April of 2015 to October of 2018.

With over 20 years of experience leading and developing brand marketing/communications strategies, Stockwell and her teams are responsible for all outward facing communications,

brand advocacy and engagement for Louisville Athletics. Areas of oversight include media relations, digital communications, ticketing and membership, brand partnerships, fan engagement, team marketing, creative services, game production, licensing and retail, data analytics and the ACCN broadcast center.

Before joining the Louisville staff, Stockwell spent 10 years at The Power Agency in Louisville as the Director of Account Service, where she served as the brand steward for UofL and Churchill Downs, two of the agency's top clients. She was responsible for the overall creative strategy, execution and agency performance with each account, ensuring financial goals attainment, cultivation of multiple agency/client relationships, while coaching and mentoring a team of account service staff members.

Prior to Power Creative, Stockwell served five years as the Account Executive at Red7E, another Louisville-based creative agency that led all marketing and media development for Churchill Downs,

Inc. She handled the project management of all creative executions for broadcast, digital, print, collateral and customer relationship marketing.

Raised in Louisville, Stockwell is a 2000 graduate of Kentucky with a BA in Integrated Strategic Communications. She lives in Louisville with her two children, Cooper and Georgia.

## Laura Clemente

Associate Athletic Director  
for Strategy and Innovation



Laura Clemente, who worked in digital marketing at UofL for six seasons, was elevated to Associate Athletic Director for Strategy and Innovation.

In her position, Clemente leads the development and execution of key strategic initiatives across department-wide digital platforms and serve as a cross-functional visionary/change agent across the athletics department. Using a data-driven approach, she is responsible for developing and implementing platform-specific strategies to increase customer acquisition and retention, leading the organization's web and app evolution, implementing a targeted and automated ticket and ecommerce strategy, and partnering across the organization to identify emerging technology opportunities to benefit the brand, UofL partners and Cardinal fans as the priority.

A native of Madison, N.J., Clemente operated the last two years on the UofL Athletics staff as Assistant Athletic Director for Multimedia and Content after serving four years as the Cardinals' Director of Digital Marketing. She earned a master's degree in business analytics from UofL in 2020.

Clemente has led the digital transformation of the athletic department, guiding the creative and media teams in expanding the brand, while increasing the social media followers to over a million on all platforms.

Prior to joining UofL, Clemente worked seven seasons with the New York Jets in the National Football League. Beginning as a social media intern in 2009, Clemente worked one season as a communication assistant and three years as the communications coordinator. She moved to the digital side in 2014, where she served as the Digital Media Manager in 2014-15, coordinating the execution of the organization's marketing calendars, as well as the distribution of breaking news announcements and transactions.

Clemente played four seasons of lacrosse at Northwestern where she graduated in 2009 with a degree in communications and international studies.



## Derek Cowherd

*Associate Athletic Director for Diversity, Equity and Inclusion*



Derek Cowherd, a former University of Louisville football student-athlete with nearly 20 years of experience in athletic administration, joined the Cardinal Athletics staff as Associate Athletic Director for Diversity, Equity and Inclusion in November 2021.

The new position within the UofL Athletics senior leadership team will elevate and oversee department-wide strategic initiatives to foster the improvement of diversity, equity and inclusion within the Athletic Department across all constituencies, including student athletes, staff, and the broader university community.

The position will serve as the athletic department's Chief Diversity Officer and will develop, facilitate, and implement DEI initiatives and programming for UofL Athletics that aligns with the department's goals and core beliefs, as well as the University's Cardinal Principles and strategic plan. Cowherd will be responsible for strategically partnering with the University's Office of Diversity and Equity, internal and external contacts to provide education and advocacy related to DEI, and provides expert guidance and leadership to all organizational levels to resolve significant and complex issues.

Cowherd's most recent experience has been as a senior consultant since April with Third Eye Consulting Group, an Indianapolis-based firm with an emphasis on improving organizational and cultural understanding through equity-minded and culturally-responsive awareness and leadership competencies. The firm's clients have included Pacers Sports and Entertainment, Capital One, American Red Cross, Indianapolis Colts, and Northwestern University.

Prior to his role with Third Eye, Cowherd spent nearly three years at Ohio State as the Executive Director for Student-Athlete Support Services Offices & Senior Associate Athletics Director (2018-21). During his tenure, OSU student-athletes achieved record-high 3.36 cumulative GPA, and academic progress single year rate with an overall score of 995 for all thirty-six sports combined.

Cowherd served as the senior associate athletics director for student-athlete development at Ole Miss for six years (2012-18), where he helped to develop a variety of programs related to the academic success of student-athletes, pushing the graduation success rate to a school-best 86 percent while achieving four consecutive

overall GPA's above 3.00 for the department for the first in school history.

Before heading to Mississippi, Cowherd was the director of academic affairs at LSU, a position he assumed in 2011 after joining LSU's Academic Center for Student-Athletes in 2007. His primary role at LSU was academic oversight of the Tiger football team while supervising seven full-time advisors and other sports staff.

Cowherd began his career in athletic administration at UofL, first, as a student-athlete, then graduate assistant, academic counselor, and ultimately as the assistant director for academics in athletics.

Cowherd, who competed with the Cardinals football program as a linebacker from 1994-96, earned a Bachelor of Arts in Pre-Med Biology from UofL in 1998 and completed his Master of Business and Public Administration in 2003. A native of Greensburg, Ky., Cowherd and his wife Misty have two children, Jackson and Eden.

## Zach Greenwell

*Associate Athletic Director for Media Relations and Strategic Communications*



Zach Greenwell, a member of the UofL staff full-time since August of 2022, serves as the Associate Athletic Director for Media Relations & Strategic Communications.

In his role, Greenwell oversees a comprehensive Louisville Athletics communications unit inclusive of the media relations and creative communications staffs. He serves as a member of the senior staff and as the chief communications officer for the men's basketball program

Before joining Louisville, Greenwell spent six years at Western Kentucky, most recently as Senior Associate Athletic Director for Communications, Brand Strategy and Men's Basketball. He served as the sport administrator for the men's basketball, men's golf and women's golf programs.

In addition to overseeing communications, creative content, brand strategy and acting as department spokesman at WKU, Greenwell also had oversight of all aspects of the Hilltopper Basketball program, including personnel, budget, scheduling, academics, external relations and NBA Pro Days.

Additionally, he spearheaded WKU's Name, Image and Likeness efforts through the creation of the "CLIMB" program and the Hilltopper Local Exchange marketplace. His other athletic department initiatives included creating the WKU Minority Fellowship program in 2021

and serving on WKU's COVID-19 task force, charged with creating a safe return to competition in 2020. Greenwell was also involved at the university level as a member of the President's Communication Cabinet and as a member of the Operating Allocation Committee to determine campus funding through a RAMP budget model

Before joining WKU in 2016, Greenwell spent the first five years of his career in the newspaper business as a sports reporter. An Ekron, Ky., native, Greenwell graduated from WKU in 2011 with a bachelor's degree in news/editorial journalism, as well as minors in history and criminology. He completed a master's degree in intercollegiate athletic administration from WKU in fall 2019.

Greenwell comes to The Ville with his wife, Caitlin.

## Dr. Pat Ivey

*Associate Athletic Director for Student-Athlete Health and Performance*



Dr. Pat Ivey is a highly experienced professional in the field of athletic performance, with a career spanning over 20 years in collegiate roles. In January 2019, he joined the University of Louisville (UofL) as the Associate Athletic Director for Student Athlete Health and Performance. His dedication and expertise have made him an invaluable addition to the UofL staff.

In addition to his role at UofL, Dr. Ivey was elected as the President of the Board of Directors for the collegiate strength and conditioning coaches association (CSCCa) in 2023. This prestigious appointment reflects his leadership skills and his commitment to advancing the field of strength and conditioning.

Before joining Louisville, Dr. Ivey spent two years at Arkansas State, where he held the position of Assistant Athletics Director of Athletics Performance for one year and Director of Mental Performance in 2017. Prior to that, he served as the Associate Athletics Director for Athletic Performance at Missouri from 2011 to 2015. Dr. Ivey's outstanding work earned him the title of National Strength and Conditioning Coach of the Year by FootballScoop.com in 2013. From 2016 to 2017, he served as the Assistant Vice Chancellor for Access and Leadership Development at Missouri.

Dr. Ivey's own athletic background includes being a former Missouri football letterwinner from 1993 to 1995. In 1995, he was recognized as an All-American Strength and Conditioning Athlete. After completing his undergraduate degree in Hotel and Restaurant Management with a focus on nutrition in 1996, he went on to play in the NFL





# Athletic Administration

MEDIA

PREVIEW

TEAM

COACHES

REVIEW

HONORS

PROS

RECORDS

UOFL



for the Detroit Lions, San Diego Chargers, Denver Broncos, and Green Bay Packers for four seasons.

Continuing his academic pursuits, Dr. Ivey earned a Master's degree in Health Education with an emphasis in Curriculum and Instruction in 2000 while working as a graduate assistant director of strength and conditioning at Missouri. In 2004, he returned to Missouri as the Director of Strength and Conditioning, following his tenure as Director of Strength and Conditioning at Tulsa from 2002 to 2003. During his time at Tulsa, he played a pivotal role in revitalizing the football program, leading them to an impressive turnaround from a 1-11 record to an 8-5 record in 2003.

In 2013, Dr. Ivey obtained his Ph.D. in sports psychology from Missouri, further enhancing his knowledge and expertise in his field. He holds several certifications, including Master Strength and Conditioning Coach (MSCC) and Strength and Conditioning Coach Certified (SCCC) through the CSCCa, as well as Certified Strength and Conditioning Specialist (CSCS) through the National Strength and Conditioning Association (NSCA). Dr. Ivey is also a renowned speaker on sports performance, sharing his insights and experiences with others.

Originally hailing from Detroit, Michigan, Dr. Ivey shares his life with his wife, Dr. Starla Ivey, and their two daughters, Paisli and Serena.

**Michael Ortman**  
*Associate Athletic Director  
for Facilities and  
Game Operations*



Michael Ortman was elevated to Associate Athletic Director of Facilities & Game Operations in July 2019 after five years as UoFL's Stadiums Manager. In this new role, Ortman oversees the facility and game operations staffs for all home events along with the grounds staff that maintain the turf areas both inside and outside all athletic facilities.

Before coming to the UoFL, Ortman worked 17 years at Soldier Field in Chicago, serving as the Director of Operations for his final 12 years there. He oversaw the facility's operations encompassing the 98 acres of park land, parking structures and stadium. He coordinated the operational needs for the more than 225 events held annually in and around the stadium. Overseeing and coordinating the staff of over 250 trades, cleaning, landscaping and facility operations staff were part of Ortman's focus. Additional responsibilities included the stadium life

safety, operating systems and as the lead contact for all media needs for the facility for every event.

On an annual basis, Ortman created and oversaw the stadium's annual capital improvement program that accounted for projects that were done to maintain the original 1924 historic structure along with projects to continue to keep Soldier Field on the cutting edge of technology and fan amenities.

During Ortman's tenure, Soldier Field was recognized as the first stadium in the country to receive the certification of LEED-EB through the United States Green Building Council.

Between 2005 and 2014, Ortman was a part of 10 Super Bowls, working as the AFC team coordinator ensuring team access and needs were met both on the sidelines and in the locker room for the NFL.

He earned his degree in animal science in 1995 and his master's in business administration in 1997, both from Western Illinois. Ortman and his wife Christine have three children: Samantha, Madison and Austin.

**Brad Barber**  
*Assistant Athletic Director  
for Ticket Operations/Alumni Relations*



Brad Barber is in his 33rd year as Assistant Athletic Director for Ticket Operations after serving as the Assistant Ticket Manager for three seasons with UoFL.

Barber coordinates all football and basketball season ticket sales, along with ticketing for all single game and post-season events. He also coordinated all ticket sales for the expansion of Cardinal Stadium as well as for the KFC Yum! Center. The UoFL football team has maintained a substantial season ticket base including reaching over 45,000 in season ticket sales often since 2010. UoFL's men's basketball has drawn well regularly in the 22,000-seat KFC Yum Center. In addition to regular season events, he is also responsible for ticketing for all conference events along with NCAA post season events run by UoFL. He also serves in the game management and operations aspect for all sports.

Before coming to UoFL, Barber attended Rio Grande College for his undergraduate studies as well as Ohio University for his graduate work. While at Rio Grande College, he served as an assistant basketball coach from 1982-1986. Upon completion of his schooling, he completed an internship at the University of North Carolina in the athletic ticket office.

He has been married to the former Kim Morgan for the last 35 years. They have three children, all UoFL graduates: Ryan, Kyle and Catie.





### Megan Edwards

*Assistant Athletic Director  
for Development*



Megan Edwards came to UofL in July of 2015 and began her role as Assistant Athletic Director for Development in 2019.

Edwards oversees the major gifts solicitations for the Cardinal Athletic Fund, and assists in all aspects of administration and planning for the development staff.

She came to UofL from Bowling Green State University where she was a member of the Falcon's athletics development staff. While at Bowling Green, she also completed her masters in sports administration from BGSU.

Originally from St. Paul, Minnesota, Edwards was a member of the Bowling Green State women's golf team from 2006-09. She is married to former Louisville men's soccer goalkeeper Charlie Edwards.

### Erika Fitzgerald

*(Assistant AD for Ticket Membership  
and Services)*



Erika Fitzgerald has worked for UofL Athletics since her time as an undergraduate student and previously served as Director of Ticket Operations since 2012.

She's responsible for overseeing the service and operations team to provide fans with a best-in-class customer service experience. Additionally, she has helped develop a membership hub personalized to fans to drive member engagement and retention, as well as overseeing game day ticket operations for five ticketed sports, plus ACC and NCAA postseason events.

Fitzgerald is the department's liaison with Ticketmaster and other third-party technology partners to provide members with personalized service, support and experiences.

For several years, she has also worked as a member of the ticket coordination committee for the NCAA Men's Final Four.

Fitzgerald was a member of the UofL rowing team and graduated with a bachelor's degree in sport administration in 2010.

She and her husband Dominick reside in southern Indiana with their three children, Royce, Remy and Roman.

### Jennifer Hanson

*Assistant Athletic Director  
for Fan Experience*



Jen Hanson is in her fifth season as Assistant Athletic Director for Fan Experience, after serving as the Cardinals' Director of Game Production and Fan Experience for two years.

Hanson leads game-day production of all football, men's basketball and women's basketball events, as well as overseeing all Olympic sports game production related to the in-house show, including videoboards, bands, spirit squads and on-field promotions. In addition to gameday, she also leads production of all in-house special events, banquets, kickoffs, fan parties and donor events. She coordinates with Louisville Sports Properties to ensure in-game sponsorship fulfillment at the highest level. In addition, she oversees the team marketing, and video departments.

Prior to UofL, Hanson was the Director of Marketing at Washington State University, overseeing all marketing aspects of football, men's & women's basketball, baseball, women's soccer, tennis and golf during her six years in the Pac 12.

She holds a bachelor's degree from Georgetown University in Washington, DC, and an MBA from Southwest Minnesota State University.

### Diego Insuasty

*Assistant Athletic Director  
for Strategy and Innovation*



Diego Insuasty is in his 6<sup>th</sup> season with Cardinal Athletics where he serves in his role as Assistant Athletic Director of Strategy and Innovation. Insuasty is a leader in the departments overall new season ticket membership model

while overseeing the revenue generation and service efforts of the Tickets Sales & Retention Department. Prior to his current role, Insuasty was a part of the Cardinal Athletic Fund where he solicited major gifts for capital campaigns and special projects as well premium seating for football and basketball.

He came to Louisville from his home town of Floral Park, New York where he worked for the New York Mets as manager of premium services for over 10 years. Insuasty has a Bachelor's degree in Business Administration from Marist College and also earned a Masters of Business Analytics from the University of Louisville.



MEDIA

PREVIEW

TEAM

COACHES

REVIEW

HONORS

PROS

RECORDS

UOFL





# Athletic Administration

MEDIA

PREVIEW

TEAM

COACHES

REVIEW

HONORS

PROS

RECORDS

UOFL



**Dan Morrissey**  
*Assistant AD for Compliance*



Dan Morrissey is in his sixth year with the athletic department and previously served as Director of Compliance.

He's responsible for the day-to-day monitoring and administration of several functional areas in compliance with primary emphasis on recruiting/monitoring, playing seasons, personnel, amateurism and rules education. Other duties include working closely with the men's/women's basketball and football programs, advising on NIL and assisting with national governance/legislation.

Prior to UoFL, Morrissey worked at the University of Maine for three years as the Director of Compliance. In this role, he served as the senior compliance administrator including oversight of all compliance related activities.

Morrissey earned his bachelor's degree in sport management from the University of New England in 2013, then graduated with a master's in sport administration from UoFL in 2014 while serving as an intern in the athletic department. He received a graduate certificate in managerial analytics in 2022 from UoFL.

A native of Wakefield, R.I., Morrissey resides in Louisville with his wife Olivia and their daughter Eloise.

**Alyssa Murphy**  
*Assistant Athletic Director for Student-Athlete Leadership and Development*



Alyssa Murphy is in her 19th year at the University of Louisville, including the last eight years with Cardinal Athletics, while currently serving as Assistant Athletic Director for Student-Athlete Leadership and Development.

Murphy joined UoFL in 2005, working with new student orientation, undergraduate recruitment, merit based scholarships, and campus visit programs in the Office of Undergraduate Admissions.

Murphy transitioned into athletics in February 2016 as the Director of Student-Athlete Leadership and Development, focusing on working with student-athletes to increase and strengthen their leadership skills, develop personal life skills, prepare for internship opportunities, develop career and graduate school plans, engage in community service along with mentorship and a commitment to social justice and advocacy. These components are all part of the Beyond The Buzzer programming model.

A native of Sacramento, Calif, Murphy earned her undergraduate degree in political science at San Diego State University in 1998, followed by a Master of Science in College Student Personnel from Miami (Ohio) University in 2000. Murphy has been working with undergraduate students for more than 25 years at Miami, Rollins College (Fla.), Emory University (Ga.) and UoFL. Murphy, and her husband Bill, have three young adult children: Sammy, Hannah, and Zachary.

**Andrew McClung**  
*Assistant AD for Stadium and Facility Operations*



Andrew McClung is currently in his 20th year working at UoFL, including his 13th as a full-time employee.

He had previously served as Director of Stadium & Facility Operations, as well as Facilities Operation Assistant prior to that. He also worked for the athletic department as a graduate assistant, intern and volunteer.

McClung oversees day-to-day operations for L&N Federal Credit Union Stadium, Jim Patterson Stadium and Dr. Mark and Cindy Lynn Stadium, as well as The Alley, Lee Street Golf Facility, Thorntons Academic Center for Excellence and the Trager Center.

He manages three full-time staff members and oversees the facility intern/volunteer program, as well as scheduling and managing team practices and special events in the Trager Center.

McClung serves as the visiting team liaison and building lead for all UoFL home football games and other major events in the stadium, as well as leading execution of stadium operations with ESPN, ACC and other broadcast partners.

He organizes facility maintenance repairs with athletic facility staff, UoFL Physical Plant and outside contractors, and is the athletic representative for the UoFL Sustainability Committee.

McClung graduated from UoFL with a bachelor's degree in sport administration in 2008, as well as a master's degree in sport administration 2010.

**Justin Ruffin**  
*Assistant Athletic Director for Academic Services*



A veteran administrator, Justin Ruffin enters his 20th year working in intercollegiate athletics and serves as the sport administrator for the men's and women's tennis program. Ruffin is on the senior staff leadership

team, participant and a member of several campus wide committees and organizations including the university's Strategically Organizing Against Racism (S.O.A.R.) Committee, Bias Response Team, Name Image and Likeness Board, and Committee on Academic Performance (CAP).

At the conference level, Ruffin serves on the ACC C.O.R.E. (Champions of Racial Equity) committee by representing the University of Louisville and collaborating with other ACC administrators to drive unity and inclusion



across the institutions. He is also the Chair of the ACC Women's Tennis Committee where he addresses committee issues during the senior woman administrator meetings and assists the Conference liaison with various logistical, operational, and administrative issues that may arise during the Women's ACC Tennis Tournament.

Ruffin is also responsible for managing and reviewing initial and continuing eligibility, along with weekly academic progress and support for the football, men's soccer, and women's volleyball teams. Additionally, he monitors community and career services for those sports, while also supervising the learning specialists and coordinating professional development opportunities for the graduate assistants.

Prior to the University of Louisville, Ruffin served five years at James Madison University. At JMU, Ruffin was responsible for the academic development, management, and coordination of football, men's and women's golf, men's and women's swimming, wrestling, and men's and women's tennis programs. He assisted with developing and implementing academic strategic plans and procedures for programs designed to cultivate both an environment that supports elite performance and a first-class student-athlete experience that prepared them for life after sport.

Ruffin is a former student-athlete at James Madison University, earning All-Conference recognition as a defensive back for the football team and lettering three years on the baseball team. He graduated with a Bachelor of Science in Integrated Science and Technology and later earned his Master of Science in Athletic Administration from JMU.

A native of Norfolk, Virginia, Ruffin is a member of Omega Psi Phi Fraternity Inc., the National Association of Academic and Student-Athlete Development Professionals (N4A), and the Minority Opportunities Athletic Association (MOAA).

Justin and Erika have three sons: Justin Jr, Jayson, and Joshua.

### Lauren Rust

*Assistant Athletic Director  
for Compliance*



Lauren Rust is in her 16th year at the University of Louisville and her 12th with Cardinal Athletics, currently serving as Assistant Athletic Director for Compliance.

Rust is responsible for the eligibility of initial and transfer student-athletes, as well as the financial aid for football, women's basketball, men's and women's swimming and diving student-athletes, plus assisting in the eligibility

of those continuing student-athletes, Academic Progress Rate (APR) and Graduation Success Rate (GSR) reports. She also serves as the sport administrator for the Cardinals' men's and women's swimming and diving programs.

She has worked the last three years in her current position after three years as UofL's Director of Compliance. She joined the UofL athletics staff in August of 2011 after three years as Associate Director of Advising in the UofL College of Arts and Sciences.

Prior to her arrival at UofL, Rust worked six years at the Thornton Athletics Student Life Center at the University of Tennessee. She was an Academic Athletic Counselor for women's swimming, rowing and women's golf (2002-05), as well as Assistant Director overseeing all academic counselors and serving as the primary academic counselor for men's basketball and women's volleyball (2005-08). Rust also worked a year in Membership Services for the NCAA as an intern in 2001-02.

Rust earned a B.A. in Exercise Science at Morehead State University (Ky.) in 1999. She graduated with a M.A. in Sport Administration at Morehead State in 2001 while serving as a graduate assistant in athletics.

A native of Louisville, Rust and her husband Rich have two children: Garrett and Brynlee.

### Scott Sallade

*Assistant Athletic Director  
for Student Services*



Scott Sallade, Assistant Athletic Director for Student Services, is in his 27th year as a staff member of the Thorntons Academic Center of Excellence. He oversees academic support for spirit groups, in addition to other responsibilities, including sport administration, continuing eligibility and campus involvement.

He has been at UofL since 1987 and has worked in several areas of the university including Housing and Residence Life, Admissions and Orientation and Intramural and Recreational Sports. He currently serves as a part-time instructor for the Health and Sport Sciences Department.

Sallade earned his B.S. in Sport Administra-



MEDIA

PREVIEW

TEAM

COACHES

REVIEW

HONORS

PROS

RECORDS

UOFL





# Athletic Administration

tion (1992) and his Master of Education (1994), both from the University of Louisville.

He and his wife, Tami, have a son, Casey and two daughters, Kayla and Naica.

### Keith Schobert

*Assistant AD for Facility and Arena Operations*



Keith Schobert has been with UofL since 2020 and has over 18 years of professional experience in facility and event management. He previously served as UofL's Director of Arena & Facility Operations.

Schobert is the primary liaison with the ASM-Global staff at the KFC Yum! Center and the Norton Healthcare Sports & Learning for all UofL Athletics events, including coordinating game operations, practice schedules, event staffing plans, post-event invoicing and general oversight of facility usage to adhere to ACC policy guidelines. He also serves as primary game operations manager for men's basketball games at the KFC Yum! Center.

He supervises two full-time direct report employees for game operations and day-to-day facility management of seven campus athletic facilities for men's and women's basketball, field hockey, women's lacrosse, softball, track & field and volleyball. He also oversees two graduate student interns in the Louisville Athletics Internship Program program.

Schobert also serves as field level manager for

home football games, coordinating with game officials and overseeing enforcement of ACC policies and procedures.

Most recently, he served as tournament manager for the 2023 NCAA Men's Basketball South Regional at the KFC Yum! Center in March 2023.

Schobert's previous experience includes stops at UT-Arlington, Wichita State, Ole Miss and North Texas. He also has worked for a private public facility management company with SMG at Intrust Bank Arena, as well as working with the WNBA's Dallas Wings.

Schobert received his bachelor's degree in physical education from Tabor College in 2002 and a master's in sport administration from Wichita State in 2005.

Schobert resides in Louisville with his wife Elizabeth and their daughters, Emma and Lola.

## Louisville Cardinals Head Coaches



**Arthur Albiero**  
Swimming



**Holly Aprile**  
Softball



**Mark Beckham**  
Women's Tennis



**Ryan Blagg**  
Men's Golf



**Jeff Brohm**  
Football



**Rodrigo da Silva**  
Men's Tennis



**Karen Ferguson-Dayes**  
Women's Soccer



**John Michael Hayden**  
Men's Soccer



**Dani Busboom Kelly**  
Volleyball



**Dan McDonnell**  
Baseball



**Kenny Payne**  
Men's Basketball



**Justine Sowry**  
Field Hockey



**Scott Teeter**  
Women's Lacrosse



**Jeff Walz**  
Women's Basketball



**Whitney Young**  
Women's Golf

MEDIA

PREVIEW

TEAM

COACHES

REVIEW

HONORS

PROS

RECORDS

UOFL



# L&N STADIUM







# 2023 SCHEDULE

*\*Home Games*



**SEPT. 1**  
*Georgia Tech*



**OCT. 14**  
*Pittsburgh*



**SEPT. 7**  
*Murray State*



**OCT. 28**  
*Duke*



**SEPT. 16**  
*Indiana*



**NOV. 4**  
*Virginia Tech*



**SEPT. 23**  
*Boston College*



**NOV. 9**  
*Virginia*



**SEPT. 29**  
*NC State*



**NOV. 18**  
*Miami*



**OCT. 7**  
*Notre Dame*



**NOV. 25**  
*Kentucky*

