

KANSAS FOOTBALL



2 0 2 3
MEDIA GUIDE



2023 KANSAS FOOTBALL SCHEDULE

HOME AWAY



SEP. 1



SEP. 8



SEP. 16



SEP. 23



SEP. 30



OCT. 7



OCT. 14



OCT. 28



NOV. 4



NOV. 11



NOV. 18



NOV. 25



INTRODUCTION

Table of Contents	1
Quick Facts	2
Kansas Athletics Communications	3
Jayhawk Radio Network	4
Director of Athletics, Travis Goff	5
University Chancellor, Douglas Girod	6

THIS IS KANSAS FOOTBALL

Gameday at the Booth	12
Kansas Football Facilities	16
Anderson Family Football Complex	18
Jayhawks in the NFL	20
Hall of Fame Jayhawks	22
Media Exposure	24
Academic Support	26
Jayhawks Ascend	28
Jayhawks in the Community	30
Kansas Athletics Facilities	32
Kansas Traditions	34
The University of Kansas	36
Lawrence, Kansas	38
Kansas City	39

MEET THE JAYHAWKS

2023 Roster	42
Player Bios	45

COACHES/STAFF

Head Coach Lance Leipold	83
Coaching Staff	86
Football Staff	99

2023 OPPONENTS

Opponents	101
All-Time Series History	103
2023-24 Bowl Schedule	111

2022 IN REVIEW

2022 Statistics	113
2022 Game Recaps	122

RECORD BOOK

Rushing Records	149
Passing Records	153
Receiving Records	156
Total Offense Records	159
All-Purpose Records	161
Scoring Records	162
Place Kicking Records	163
Punting Records	164
Kick Return Records	165
Punt Return Records	166
Tackle Records	167
Interception Records	169
Team Game Bests	170
Miscellaneous Team Records	171
Team Year-by-Year	172

HISTORY

AP All-Americans	175
National Honors	177
All-Star Game Selections	178
All-Conference Honors	179
Academic All-Conference Honors	181
NCAA Rankings	182
Conference Leaders	183
NFL Jayhawks	184
KU in the NFL Draft	186
vs. AP Ranked Opponents	187
KU in the Polls	188
All-Time Bowl Summaries	189
Bowl Game Records	194
All-Time Lettermen	195
Capsule History	201
Year-by-Year Results	203
All-Time Coaching Records	213
Season Results	214
All-Time Assistant Coaches	215





QUICK FACTS

COACHING STAFF

Lance Leipold	Head Coach
Brian Borland	Defensive Coordinator
Andy Kotelnicki	Assoc. Head Coach/Offensive Coordinator
Scott Fuchs	Assistant Coach - Offensive Line
Taiwo Onatolu	Asst. Coach - Defensive Ends/Special Teams Coordinator
Jim Panagos	Assistant Coach - Defensive Tackles
Jordan Peterson	Asst. Coach - Defensive Backs/Defensive Pass Game Coordinator
Terrence Samuel	Assistant Coach - Wide Receivers
Chris Simpson	Assistant Coach - Linebackers
Jonathan Wallace	Assistant Coach - Running Backs
Jim Zebrowski	Assistant Coach - Quarterbacks
Matt Lubick	Senior Analyst - Offense
Mark DeLeone	Senior Analyst - Defense
Joe Dailey	Analyst - Offense
Bill Queisert	Analyst - Offense
Oscar Rodriguez	Analyst - Defense
Zac Barton	Analyst - Special Teams
Aaron Miller	Analyst - Special Teams
Brian Stoldt	Quality Control - Defense
Teril Boldiis	Graduate Assistant - Offense
Chris Labidou	Graduate Assistant - Offense
Quentin Carter	Graduate Assistant - Defense
Donavon Nathaniel	Graduate Assistant - Defense

SUPPORT STAFF

Rob Ianello	General Manager
Sean Snyder	Special Assistant to the Head Coach
Michael Painter	Director of Football Operations
Nadia Jackson	Asst. Director of Football Operations
Grant Murray	Director of Player Personnel
Billy Bonneau	Asst. Director of Player Personnel
Scott Aligo	Director of Scouting
Greg Svarczkopf	Director of Recruiting

LaChelle Stanley	Director of On-Campus Recruiting
Hayley Goldin	Asst. Director of On-Campus Recruiting
Darrell Stuckey II	Director of Football Relations
Ashley Goodman	Director of Player Development
Jimmy Le	Director of Football Video
John Lintner	Assistant Director of Football Video
Tracey Dillon	Administrative Assistant, Head Coach
Emily Ellison	Admin. Assistant, Assistant Coaches
Trent Carter	Head Football Athletic Trainer
Madison Beene	Assistant Athletic Trainer
Cody Deardorff	Assistant Athletic Trainer
Jake Rosenfeldt	Assistant Athletic Trainer
Darren Hain	Assoc. Director, Head Football Equip. Manager
Seth Holiday	Assistant Football Equipment Manager
Jason Ramirez	Facility Supervisor

LETTERWINNERS RETURNING (47)

Offense	21
Defense	22
Special Teams	4

LETTERWINNERS LOST (10)

Offense	1
Defense	8
Special Teams	1

STARTERS RETURNING (17)

Offense	10
Defense	7

STARTERS LOST (5)

Offense	1
Defense	4

QUICK FACTS

Location	Lawrence, Kan.
School Founded	1866
Enrollment	27,638 (2022)
Nickname	Jayhawks
Colors	Crimson (Pantone 186) and Blue (Pantone 293)
Conference	Big 12 Conference
Chancellor	Douglas A. Girod (UC Davis, 1981; UC San Francisco, 1985)
Director of Athletics	Travis Goff (Kansas, 2002; Tulane, 2007)
Sport Administrator	Collin Sexton
Ticket Office Phone	800/34-HAWKS (2957)

STADIUM INFORMATION

Stadium Name	David Booth Kansas Memorial Stadium
Year Opened	1921
Capacity	47,233
Surface	Field Turf (Installed 2009)

FOOTBALL INFORMATION

2022 Record	6-7 (3-6 Big 12)
First Year of Football	1890
All-Time Football Record	566-675-58
Conference Titles (Last)	6 (1968)
Bowl Appearances (Last)	13 (2022)
Bowl Record	6-6

HEAD COACH LANCE LEIPOLD

Alma Mater	Wisconsin-Whitewater (1987) Wisconsin-Whitewater (1991)
Year in Coaching	17th
Record at Kansas	8-17
Career Record	154-56
FBS Bowl Games Record	2-2

MEDIA

Football Twitter	@KU_Football
Football Instagram	@KUfootball
Football Facebook	/KansasFootball
Football TikTok	KU_Football
Website	KUathletics.com
Mobile App	Kansas Jayhawks Mobile App

ATHLETICS COMMUNICATIONS

CREDENTIALS

All credential requests can be made online at <https://kuathletics.com/kansas-football-media-center/>.

All credentials will be made available for pickup on game day at the entrance to the Mississippi Street Garage or by arranging pickup with the Kansas Athletics Communications office.

PHOTOGRAPHERS

Credentials for sideline photographers will be issued on the basis of circulation, with priority granted to agencies covering the participating schools on a regular basis.

PARKING

Media parking is located in the Mississippi Street Parking Garage just south of the Kansas Union on the southeast side of Memorial Stadium. The garage is approximately two blocks away from the stadium.

PRESSBOX AND GAMEDAY SERVICES

The Kivisto Field at David Booth Kansas Memorial Stadium pressbox is located on the west side of the stadium. Entrance is at the base of the elevator located just off of Maine Street. There is also a field-level media entrance at Gate 35. Level eight is reserved for the print media, home and visiting radio, home and visiting booths for coaches and athletics directors, along with game and scoreboard operations. Level nine serves as the photo deck and the location for television booths. Television monitors are also part of the fixtures in both home and visiting radio booths.

WIRELESS INTERNET

Complimentary access to wireless internet is available at Memorial Stadium and information about how to access it will be available in the pressbox.

TELEPHONES

Writers wanting phone lines at their seat locations should contact the KU Telecommunications Office at (785) 864-9300 regarding installation. For specific line location, please list Andy Eisch as the contact. Allow at least two weeks notice prior to the game.

WEEKLY NEWS CONFERENCE

Kansas head football coach Lance Leipold will conduct a weekly press conference each Monday during the season. The press conference will begin at 11:30 a.m. CT, and will be conducted in person inside the Anderson Family Football Complex. Press conference information will be provided at least 24 hours in advance. Requested players will be made available in person throughout the season. Requests for student-athletes to be included should be sent to aesch@ku.edu by 12 p.m., on Sunday.

Offensive Coordinator Andy Kotelnicki and Defensive Coordinator Brian Borland will both be available on Tuesdays throughout the season at 11:30 a.m.

After the conclusion of games, Coach Leipold and requested players will be made available in person inside the Anderson Family Football Complex. Press conference information will be sent prior to kickoff. Player requests should be submitted prior to the fourth quarter.

INTERVIEWS

Contact the communications office for all player or coach interview requests. To request players, media should contact Andy Eisch (aesch@ku.edu; 785-330-3698) or Doug Self (dself@ku.edu; 785-640-8471). Out-of-town media wishing to interview Kansas players should also contact the communications office with their requests.

Home and cell phone numbers for players will not be provided and players have been instructed not to accept calls from media without prior notice from the communications office. Please do not contact a player or coach without scheduling the interview through the communications office.

DIGITAL ASSETS

Head shots and selected video and audio elements will be made available throughout the season on the KU Athletics Media FTP: <https://kuathne.ws/KUMediaShare>.

MAILING ADDRESS

Kansas Athletics Communications:
1651 Naismith Drive
1400 Parrott
Lawrence, Kan. 66045

Phone: 785.864.3417
Fax: 785.864.7944



The 2022 Kansas football media guide was voted No. 2 in the country by the College Sports Communicators (CSC).

CREDITS

The 2023 University of Kansas football media guide was produced by the Kansas Communications office and printed by Sun-Graphics.

Guide Layout and Design:
Andy Eisch

Editors:
Andy Eisch, Doug Self, Jack Gilligan

Cover Design:
Taylor Kryger, Parson Covington

Photography:
Kansas Athletics Archive, KU Student Housing, KU Marketing Communications, USA TODAY, Lawrence Convention and Visitor's Bureau, NFL Teams, Orange Bowl Committee.



DANIEL BERK

Associate AD - Public Relations and Strategic Communications
dberk@ku.edu
785-312-2159



CHRIS THEISEN

Assistant Athletics Director - Communications (MBB)
theisen@ku.edu
785-864-3474



ANDY EISCH

Director of Football Communications (FB, KUathletics.com, WTEN)
aesch@ku.edu
785-330-3698



DOUG SELF

Associate Communications Director (WBB, FB2, ROW)
dself@ku.edu
785-393-4978



BRANDON PEREL

Assistant Communications Director (BSB, SOC)
bperel@ku.edu
785-840-6395



HANNAH LEAHY

Assistant Communications Director (T&F, VB)
hleahy@ku.edu
785-312-1223



JACK GILLIGAN

Graduate Assistant (SB, XC, WBB2)
jackgilligan@ku.edu
702-813-2322



MAX AEBERSOLD

Graduate Assistant (MGolf, WGolf, S&D, MBB2)
max.aebersold@ku.edu
913-991-2711



BRIAN HANNI

Director of Broadcasting
bhanni@ku.edu



JAYHAWK RADIO NETWORK

The Jayhawk Sports Network has a footprint stretching across the state of Kansas. The Jayhawk Sports Network provides a highly efficient way to reach multiple demographics and an attentive audience through a single partnership. The Jayhawks are able to offer both local and state-wide exposure during the official pre-game shows, play-by-play broadcast and post-game show.

For the 2023 season, fans anywhere will have several listening options;

- SiriusXM (includes both satellite, and streaming through their app)
- TuneIn App (going to subscription model for football and men's basketball, previously was free)
- Jayhawk Gameday App
- (NEW) The Varsity Network

The creation of The Varsity Network. The Varsity Network will launch with an app developed by SIDEARM that provides an intuitive experience for users to find, favorite, and listen to LEARFIELD driven gameday audio streams. In addition to

listening to audio streams, fans can opt to receive push notifications, reminding when a game is about to start, and/or reminders about upcoming audio broadcasts. We will also feature other LEARFIELD national programming within The Varsity app such as College Sports Now, the College Football Blitz and College Football Saturday Night.

HAWK TALK WITH LANCE LEIPOLD

Fans can listen to Hawk Talk with Kansas football head coach Lance Leipold, a weekly radio show where Leipold discusses previous games, future opponents & progress on the field.

CRIMSON & BLUE SHOW

A pre-game broadcast aired prior to all Kansas football games. The Crimson & Blue Show begins 90 minutes prior to kickoff.

POSTGAME SHOW

A post-game broadcast after each football game to provide fans analysis of the game, interviews with coaches & players.

COVERAGE AREA

Coffeyville	KGGF	FM	104.1
	KGGF	AM	690
Dodge City	KGNO	AM	1370
Wellington	KLEY	AM	1130
		FM	100.3
Goodland/Colby	KWGB	FM	97.9
Fort Scott	KMDO	AM	1600
	KOMB	FM	103.9
Iola	KIOL	AM	1370
	K257GM	FM	99.3
Topeka	KWIC	FM	99.3
	KMAJ	AM	1440
Concordia	KNCK	FM	94.9
Emporia	KVOE	AM	1400
	trans	FM	96.9
Kansas City	WHB	AM	810
	KCTE	AM	1510
	KCTE	FM	99.3
Lawrence	KLWN	AM	1320
	K269GB	FM	101.7
	KKSW	FM	105.9
Liberal	KSCB	AM	1270
Wichita	ESPN Wichita	FM	92.3
Garden City	KBUF	AM	1030
Glen Elder	KZDY	FM	96.3
Great Bend	KBGL	FM	106.9
Hays	KAYS	AM	1400
	K232FJ	FM	94.3
Hutchinson	KSKU	FM	94.7
Marysville	KNDY	FM	95.5
Parsons	KLKC	FM	93.5
	KLKC	AM	1540
Russell	KRSL	FM	95.9
Salina/Abilene	KDJM	FM	101.7



TRAVIS GOFF

DIRECTOR OF ATHLETICS

THE GOFF FILE

Position: Director of Athletics
Alma Mater: University of Kansas, 2002; Tulane University, 2007
Wife: Nancy
Children: Ellie, Carly and Graham

EXPERIENCE

2021-present Kansas (Director of Athletics)
2016-21 Northwestern
 (Deputy Athletic Director/Assistant Vice President (Development))
2012-16 Northwestern
 (Deputy Athletic Director for Development)
2007-12 Tulane
 (Associate Athletic Director for External Relations)
2005-06 Tulane
 (Director of Development/Tulane Athletics Fund)
2002-04 Kansas
 (Membership Services Coordinator – Williams Educational Fund)

Focused on enhancing culture through value-based leadership, while emphasizing student-athlete wellness and the commitment to providing an inclusive environment, Travis Goff is in his third year as Athletic Director for the University of Kansas. He was appointed to the position by Chancellor Douglas Girod on April 5, 2021.

A Kansas graduate with deep roots in his home state, Goff had a memorable first year leading the Jayhawks. KU sent several teams to NCAA postseason competition during the 2021-22 academic year, highlighted by men's basketball claiming its sixth National Championship with a 72-69 victory over North Carolina at the Caesars Superdome in New Orleans.

Other 2021-22 postseason highlights included:

- Volleyball advancing to its first Sweet Sixteen since 2015
- Women's Basketball returning to the NCAA Tournament for the first time since 2013 under the leadership of 2022 Big 12 Coach of the Year Brandon Schneider
- Men's Golf finishing fifth at NCAA Regionals to advance to the NCAA Championships for the second time under coach Jamie Bernel
- Tennis reaching the NCAA Tournament for the fifth time under coach Todd Chapman.
- Swim & Dive finishing second at the Big 12 Championships and qualifying Kate Steward for the NCAA Championships in three events
- Track and Field earning three All-America honors at the NCAA Indoor Championships and nine at the NCAA Outdoor Championships,

including five first-team honors between the two events

Since arriving in Lawrence, Goff has hired three new head coaches. His first hire was head football coach Lance Leipold, a six-time National Champion and the fastest coach in NCAA history to reach 100 career wins. Leipold led the Jayhawks to their first Big 12 Conference road win since 2008 in his first year as coach. Goff has since added seven-time conference coach of the year Lindsay Kuhle as the head coach of women's golf and Dan Fitzgerald, an elite recruiter, player developer and coach to lead the baseball program.

In addition to bringing in dynamic new coaches, Goff secured some of the top leaders in Kansas Athletics as well, signing both Schneider and Bernel to contract extensions that will keep them in Lawrence for years to come. He also extended Track and Field head coach Stanley Redwine, who served as the head coach of Team USA at the 2022 World Track Championships, and Rowing head coach Carrie Cook-Callen.

Success has not been limited to competition as Kansas student-athletes recorded a combined grade point average of 3.20 or higher in both semesters of the 2021-22 academic year. Three teams set program records for GPA during the year and each KU athletic program had a cumulative team GPA of 3.00 or higher during the 2022 spring semester.

Under the leadership of Goff, Kansas Athletics took a thorough and comprehensive examination of the changing landscape in college athletics

regarding Name, Image and Likeness. As a result, Kansas announced a partnership with Altius Sports Partners in June 2022 and launched its official NIL Marketplace through Opendorse in August 2022. The Altius partnership is designed to maintain KU Athletics' position on the cutting edge of the NIL with educational resources for coaches and staff while the Opendorse marketplace – one of the first of its kind in college sports – will maximize NIL support for student-athletes and promises to mobilize the KU fan base and local organizations to best support its student-athletes. Goff and the Jayhawks also created two full-time positions solely dedicated to NIL, adding a Director of NIL Strategy and a Director of NIL, Athlete Brand Development and Partnerships.

Goff, who was named a Next Up honoree by CollegeAD in 2018 and one of Sports Business Journal's "Power Players in College Sports" in 2019, came to Kansas as a seasoned college athletics administrator and program builder.

Goff returned to Kansas from Northwestern, where he served as Deputy Athletic Director/Assistant Vice President from 2012-21. Some of the Northwestern's notable accomplishments during his time as an administrative leader there include:

- More than \$400 million in new and renovated facilities
- Total fundraising of \$460 million to Athletics
- Transformation of sports programs through budget growth and a commitment to passionate, committed and high-character leaders as coaches
- Bolstering on-campus partnerships and exceptional engagement with alumni and fans
- Setting new milestones for success in the classroom, in the community and in competition

A Dodge City native who grew up in a family of Jayhawks, Goff got his start in college athletics at KU

in the Williams Educational Fund as an undergraduate. Following his ascension to a fulltime role in the department, Goff was hired at Tulane, where he also received his Masters of Business Administration.

During his time in New Orleans, he was part of the team that rebuilt the athletics program following the devastating impact of Hurricane Katrina. His more than eight-year tenure was highlighted by his role as Associate Athletic Director for External Affairs where he was responsible for leading the \$70 million athletics fundraising campaign to raise funds to develop an on-campus football stadium. He also held oversight of marketing, ticket sales and operations, sponsorships and communications, and served on the department's executive staff.

Following his successful stay at Tulane, Goff accepted the position of Deputy Athletic Director for Development at Northwestern. In 2016, he added Assistant Vice President to his title.

As part of his role at Northwestern, Goff has been responsible for unprecedented fundraising success as he led all Athletics & Recreation's development efforts. During his time in Evanston, \$460 million was raised to support the department. Throughout his tenure, annual fundraising efforts increased from an average of \$6-8 million per year to an average of more than \$60 million annually. The department set a university record, raising \$97 million in one year alone.

On top of the fundraising efforts he led for the Wildcats, Goff served as the sports administrator for the football, volleyball and baseball programs. He also served on the leadership team for the university's Alumni Relations and Development staff as an Assistant Vice President. That dual role required

consistent engagement across the institution, and led to unmatched collaboration and efficiency with campus partners.

Goff's leadership in record-setting fundraising created a dramatic transformation of Wildcats facilities during his tenure. In 2018, Northwestern unveiled a \$270 million project alongside Lake Michigan, including the 100,000 square-foot Ryan Fieldhouse, an indoor practice space that has supported the preparation of all 19 Wildcats varsity programs and hosted competition for lacrosse and soccer, and Walter Athletics Center, the new hub of the student-athlete experience including state-of-the-art developmental amenities for academic, sports medicine, athletic training, nutrition, professional development and sports performance support.

He also led the fundraising effort for the \$110 million renovation of Welsh-Ryan Arena, the competitive home of Wildcats men's and women's basketball, volleyball and wrestling. Alongside the arena, Northwestern opened the \$25 million Trienens Performance Center, a new dedicated basketball and volleyball practice facility, and indoor training center for baseball and softball.

Goff received his Kansas degrees in Journalism and Sociology, and also holds an MBA from Tulane. He is married to the former Nancy Kockott, a 2005 Tulane alumna (MBA 2008) and former tennis standout for the Green Wave. Together they have two daughters, Ellie and Carly, and a son, Graham.





DOUGLAS GIROD UNIVERSITY CHANCELLOR

for KU student-athletes. In October 2021, Chancellor Girod was named to the AAU board of directors.

lieutenant commander and earning the Meritorious Service Medal. He was honorably discharged in 1997.

Before becoming chancellor, Dr. Girod served as executive vice chancellor at KU Medical Center, where he oversaw the educational, research, patient care and community engagement missions of the schools of Medicine, Nursing and Health Professions.

Committed to caring for patients throughout the world, Girod has led or participated in a dozen international medical missions in places such as Uganda, Guatemala, Mali, the Philippines and Mexico.

Girod has also been active within the community, serving on the board of the Civic Council of Kansas City and on boards of the chambers of commerce in Lawrence and Greater Kansas City, as well as MRI Global. He also serves on the board of directors at the Big 12 Conference. He is on the steering committee for the regional civic community effort known as KC Rising to develop long term economic prosperity for the Kansas City region. He was recognized with a Regional Leadership Award from the Mid America Regional Council in 2016 for his work with KC Rising.

Girod has served as president of the American Head and Neck Society, and vice president of the Triological Society, in addition to other national leadership roles. Of his numerous awards and honors, he is perhaps most proud of his 2006 Student Voice Award for Teaching on a Surgical Rotation, bestowed by students at the University of Kansas School of Medicine.

In his free time, Chancellor Girod enjoys spending time with his wife, Susan, and their three children, riding his motorcycle, attending Kansas Athletics events, serving as the advisor to the KU Car Club, and flyfishing.

THE GIROD FILE

Position: University Chancellor

Alma Mater: UC Davis, 1981

Wife: Susan

Douglas A. Girod began as the 18th chancellor of the University of Kansas in July 2017. In this role, Chancellor Girod leads KU's mission to educate leaders, build healthy communities and make discoveries that change the world.

Chancellor Girod has established a bold vision for the University of Kansas to be a destination for top scholars from across the world, an engine of economic growth for Kansas, and one of the nation's leading research universities. In pursuing this vision, Chancellor Girod seeks to elevate the university's national stature and enhance KU's membership in the Association of American Universities.

Under Chancellor Girod's leadership, KU has established a new budget model, recruited the most academically talented freshman classes in history, helped KU procure additional funding from the Kansas Legislature, and established Kansas Team Health, a groundbreaking new partnership that provides the best medical care possible

A head-and-neck surgeon, Girod first joined the KU Medical Center faculty in 1994 and quickly rose through the academic ranks, becoming chair of the Otolaryngology department in 2002. In that role, he was instrumental to the University of Kansas Health System being named in the U.S. News & World Report "Best Hospitals" national rankings. He also served as interim executive dean of the KU School of Medicine and as senior associate dean for clinical affairs at the medical center.

Chancellor Girod earned his bachelor's degree in chemistry from the University of California at Davis and his medical degree from the University of California at San Francisco. He completed his residency and an NIH research fellowship at the University of Washington in Seattle. Prior to joining the University of Kansas Medical Center, Girod served as vice chairman and research director in the Department of Otolaryngology at the Naval Medical Center in Oakland.

He served in the United States Navy Reserve from 1982 until 1997, rising to the rank of

STREAMING NOW 
KANSAS JAYHAWKS YOUTUBE

THE BLUEPRINT



ALL-ACCESS WITH KANSAS FOOTBALL



PRESENTED BY:
THE UNIVERSITY OF
KANSAS HEALTH SYSTEM





THIS IS
KANSAS
FOOTBALL

“ONE OF COLLEGE FOOTBALL’S TURNAROUNDS LAWRENCE, RIGHT”



GREATEST IS TAKING PLACE IN KANSAS NOW”



GAMEDAY

AT THE BOOTH

RECOGNIZED AS THE FIRST STADIUM BUILT ON A COLLEGE CAMPUS WEST OF THE MISSISSIPPI RIVER

David Booth Kansas Memorial Stadium is the seventh oldest collegiate stadium in the nation as Kansas prepares for its 103rd season of football. Located at the north base of Mt. Oread at 11th and Maine streets in Lawrence, it has a capacity of 47,000.



THROUGH THE YEARS

1920

Phog Allen, in his only season as football head coach, rallies his team from a 20-0 halftime deficit to a 20-20 tie against Nebraska. The following Monday, students and faculty gather to celebrate the comeback and more than \$200,000 is pledged over a three-day period to build a concrete stadium.

On Nov. 11, just prior to the KU-Nebraska game, Kansas Memorial Stadium was formally dedicated.

In the first game in Kansas Memorial Stadium, KU defeated Kansas State, 21-7 in front of 5,160 fans on Oct. 3, 1921. When the stadium was completed, the east and west stands had a capacity of 22,000.

1921



The completion of a two-year, \$26 million, renovation project which included extensive infrastructure repairs, new concourse with improved concession stands and restrooms, new home locker room, a new press box with 36 scholarship suites and expanded facilities for radio, television and print media and a new elevator. In addition, the 1999 season marked the debut of a new video board in the south endzone.

1927

Phog Allen's dream of a horseshoe-type stadium turns into reality as the north bowl is completed and the stadium capacity is increased to 35,000.

1999

Kansas football celebrated 100 years of David Booth Kansas Memorial Stadium throughout the 2021 season.


2021



95.57% INCREASE

IN ATTENDANCE, THE HIGHEST INCREASE IN COLLEGE FOOTBALL AMONG SCHOOLS THAT ALLOWED FULL CAPACITY.





3 CONSECUTIVE SELLOUTS

IN 2022, THE MOST SINCE 2008



KANSAS FOOTBALL FACILITIES

**TURF
PRACTICE FIELDS**



TURF PRACTICE FIELDS



MRKONIC FAMILY AUDITORIUM



INDOOR FOOTBALL PRACTICE FACILITY

ANDERSON FAMILY FOOTBALL COMPLEX

FOOTBALL INDOOR PRACTICE FACILITY

DAVID BOOTH KANSAS MEMORIAL STADIUM



ANDERSON FAMILY FOOTBALL COMPLEX

**NEWLY UPGRADED LOCKER ROOM AND WEIGHT ROOM
UNVEILED IN AUGUST OF 2023**



LOCKER ROOM

- 8,000-square feet - up from more than 6,000
- Equipped with 124 lockers, up from 110
- State-of-the-art lockers made by Longhorn lockers
- Lockers are equipped with extensive storage space for players, air flow equipment, pad storage, shoe storage and more.
- Added large-scale video board for presentations, team messaging, watching tv/games and hype videos
- Custom barber station
- New and improved audio system

WEIGHT ROOM

- Features state-of-the-art equipment that is customized for the pressure training needs of the team
- New artificial turf in the agility area
- Equipped with 24 platform weight racks, up from 12 in the previous weight room. Up to 15,000-square feet
- Features a major investment into sports science with more force plates and 1080Sprint, a portable resistance training and testing device for sprints and change of direction movements.





JAYHAWKS

IN THE



entering the 2023 preseason



KWAMIE LASSITER II
WR | CINCINNATI BENGALS



DANIEL WISE
DT | KANSAS CITY CHIEFS



CALEB SAMPSON
DT | INDIANAPOLIS COLTS



DORANCE ARMSTRONG
DE | DALLAS COWBOYS



KYRON JOHNSON
LB | PHILADELPHIA EAGLES



STEVEN SIMS
WR | HOUSTON TEXANS



HAKHEEM ADENIJI
OL | CINCINNATI BENGALS



EARL BOSTICK JR.
OT | DALLAS COWBOYS



LONNIE PHELPS JR.
DE | CLEVELAND BROWNS



GILBERT BROWN
Super Bowl XXXI Champion
with the Green Bay Packers.

JAYHAWKS IN THE SUPER BOWL



PLAYER	TEAM	GAMES
Hakeem Adeniji	Cincinnati	LVI
Jim Bailey	Indianapolis	V*
Chris Banks	Denver	XXXIII*
Gilbert Brown	Green Bay	XXXI*, XXXII
Larry Brown	Pittsburgh	IX*, X*, XIII*, XIV*
Isaac Byrd	Tennessee	XXXIV
Billy Campfield	Philadelphia	XV
Bert Coan	Kansas City	I
Nolan Cromwell	Los Angeles	XIV
Don Davis	St. Louis	XXXVI
	New England	XXXVIII*, XXXIX*
Tom Dinkel	Cincinnati	XVI
Paul Fairchild	New England	XX
Chris Harris Jr.	Denver	XLVIII, 50*
Justin Hartwig	Pittsburgh	XLIII*
Ron Jessie	Los Angeles	XIV
Bobby Johnson	New York Giants	XXI*
Steven Johnson	Denver	XLVIII
Kyron Johnson	Philadelphia	LVII
Rod Jones	St. Louis	XXXVI
Steve Lawson	Minnesota	VIII, IX
Lindsey Mason	Oakland	XV*
Curtis McClinton	Kansas City	I, IV*
Sean McDermott	New England	XXXVIII*
Robert Miller	Minnesota	XII
Mike Norseth	Cincinnati	XXIII
Elvis Patterson	New York Giants	XXI*
	Dallas	XXVIII*
John Riggins	Washington	XVII*, XVIII
Dana Stubblefield	San Francisco	XXIX*
Harry Sydney	San Francisco	XXIII*, XXIV*
Aqib Talib	Denver	50*
	Los Angeles Rams	LIII
David Verser	Cincinnati	XVI
Alvin Walton	Washington	XXII*, XXVI*
Ron Warner	Tampa Bay	XXXVII*
Bobby Whitten	Cincinnati	XVI
Pooka Williams Jr.	Cincinnati	LVI

HALL OF FAME JAYHAWKS

The Kansas Athletics Hall of Fame was established to formally recognize outstanding individuals and teams to preserve the heritage and tradition of the University's athletic program. The Hall of Fame is monitored by the Kansas Athletics Board.

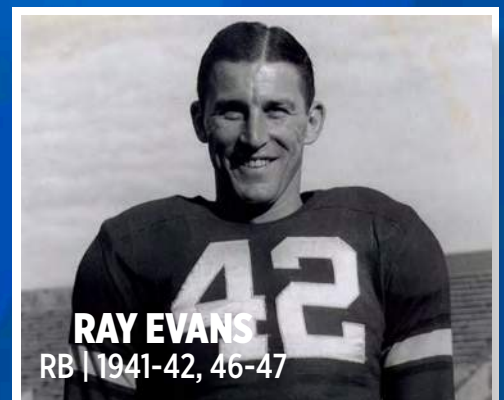
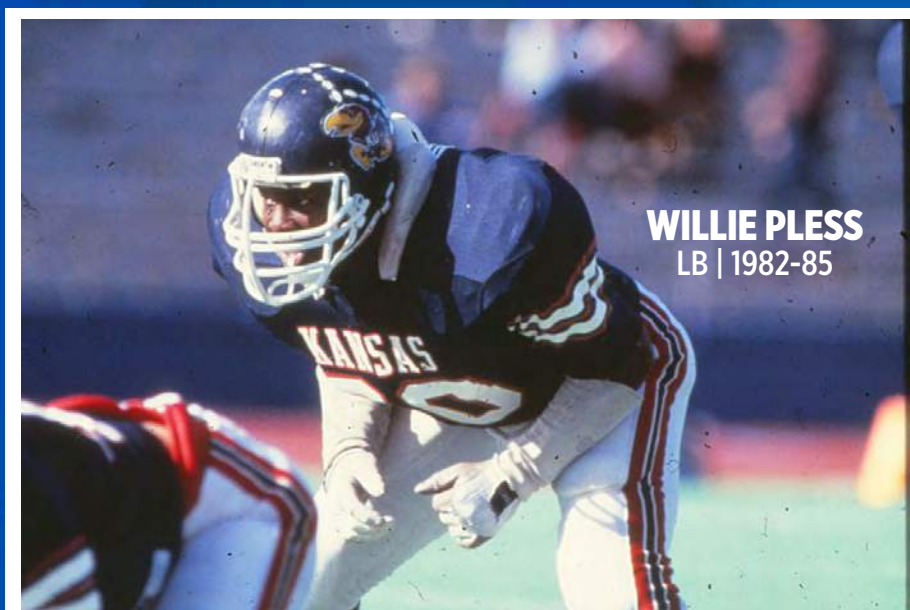

KANSAS ATHLETICS HALL OF FAME

PLAYERS

James Bausch (FB, 1929-30)
Anthony Collins (OL, 2005-07)
Nolan Cromwell (QB, 1973-76)
Bobby Douglass (QB, 1966-68)
Ray Evans (RB, 1941-42, 46-47)
John Hadl (RB/QB, 1959-61)
Charles Hoag (RB, 1950-52)
David Jaynes (QB, 1971-73)
Tommy Johnson (QB, 1908-10)
Bruce Kallmeyer (K, 1980-83)
Curtis McClinton (RB, 1959-61)
Mike McCormack (OT, 1948-50)
George Mrkonjic (OG/T, 1950-52)
Dean Nesmith (T, 1933-35)
John Outland (T, 1895)
Harold Patterson (E, 1952-53)
Willie Pless (LB, 1982-85)
Gil Reich (QB, 1952)
John Riggins (RB, 1968-70)
Gale Sayers (RB, 1962-64)
Otto Schnellbacher (E, 1942, 46-47)
Oliver Spencer (OG/T, 1950-52)
Aqib Talib (CB, 2005-07)
John Zook (DE, 1966-68)


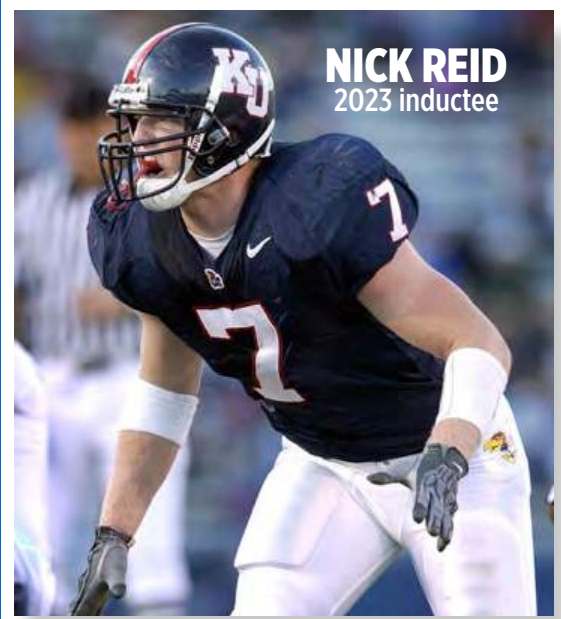
COACHES

Don Fambrough (1971-74, 79-82)
Mark Mangino (2002-09)
Glen Mason (1988-96)
Jack Mitchell (1958-66)
Bud Moore (1975-78)
Pepper Rodgers (1967-70)
George Sauer (1946-47)




KANSAS FOOTBALL RING OF HONOR

The names of those players honored in football at the University of Kansas are displayed at the top north bowl of David Booth Kansas Memorial Stadium as a tribute to their careers. In addition, the three players who have had their jerseys retired – Ray Evans (42), John Hadl (21) and Gale Sayers (48) – are also listed with their respective numbers. In 2023, Nick Reid and Tony Sands will join the Kansas Football Ring of Honor on Oct. 7 vs. UCF.




Gilbert Brown
Larry Brown
Anthony Collins
Nolan Cromwell
Bobby Douglass
Ray Evans
John Hadl
Chris Harris Jr.
David Jaynes
Bruce Kallmeyer
Curtis McClinton
Mike McCormack
George Mrkoncic
Willie Pless
Gil Reich
Nick Reid
Tony Sands
Gale Sayers
Otto Schnellbacher
Oliver Spencer
Darrell Stuckey
Aqib Talib
Todd Reesing
John Riggins
John Zook


NATIONAL FOOTBALL LEAGUE HALL OF FAME



MIKE MCCORMACK
Cleveland Browns
Inducted in 1984



JOHN RIGGINS
Washington Redskins
Inducted in 1992



GALE SAYERS
Chicago Bears
Inducted in 1977

JAYHAWKS

IN THE MEDIA

During the 2022 Kansas football season, all 12 games were broadcasted on the ESPN family of networks, FOX family of Networks or the Jayhawk IMG Television Network. Each season, all Big 12 Conference games will be televised on ABC, ESPN, FOX, FS1, FOX Sports Network regional, FOX College Sports or an institutional network. Each institution is allowed to televise one game on a school network.

Throughout the 2022 season, Kansas football was featured on ESPN College GameDay for the first time in program history, SportsCenter, FOX Big Noon Kickoff and more.



// THEY'RE UP EARLY, THEY'RE READY TO WAVE THE WHEAT ... COLLEGE GAMEDAY HAS ARRIVED AT KANSAS //



2.31 MILLION AVERAGE VIEWERS

**BEST PRE-NOVEMBER
SHOW SINCE 2010**

**SIXTH-BEST EPISODE SINCE
EXPANDING IN 2013**


**BEST VIEWERSHIP AMONG
FIRST-TIME SCHOOLS
DURING THE 2022 SEASON**



ACADEMIC SUPPORT

The Student-Athlete Support Services staff focuses all collective resources in support of the academic, personal and interpersonal development of each individual it serves. Jayhawk student-athletes have access to individual study rooms, 100+ tutors, a computer lab and offices for all Student-Athlete Support Services personnel.

- Tutoring is available to any student-athlete who needs academic assistance.
- Approximately 100 tutors work for Kansas Athletics, many of whom are instructors or teaching assistants at KU or retired educators. Some tutors are undergraduate students who have excelled in their respective subject areas.
- Kansas Athletics offers both individualized and small study group tutoring, based entirely upon the learning needs of each student-athlete.
- More than 1,500 tutoring sessions are scheduled each week.
- More than 300 student-athletes work with tutors each semester.



3.23

PROGRAM RECORD TEAM GPA
DURING THE 2023 SPRING
SEMESTER

3

ACADEMIC ALL-AMERICANS IN
2022, THE MOST IN PROGRAM
HISTORY

1 of 65

AAU MEMBER UNIVERSITIES
ON THE LEADING EDGE OF
INNOVATION, SCHOLARSHIP, AND
SOLUTIONS THAT CONTRIBUTE TO
SCIENTIFIC PROGRESS, ECONOMIC
DEVELOPMENT, SECURITY, AND
WELL-BEING.

30

JAYHAWKS ON THE ACADEMIC
ALL-BIG 12 TEAMS IN 2022

8

ACADEMIC ALL-DISTRICT TEAM
MEMBERS



JAYHAWKS ASCEND

Continuously on the cutting edge in college athletics, Kansas Athletics has officially launched Jayhawks Ascend. At Kansas, we aim to empower and educate our student-athletes in all phases of NIL, brand development, and professional opportunities.



JAYHAWKS ASCEND WAS

1 of 8

FINALISTS FOR BEST INSTITUTIONAL NIL PROGRAM IN THE COUNTRY AT THE 2023 NIL AWARDS.

JALON DANIELS NAMED

NIL SCHOLAR ATHLETE OF THE YEAR

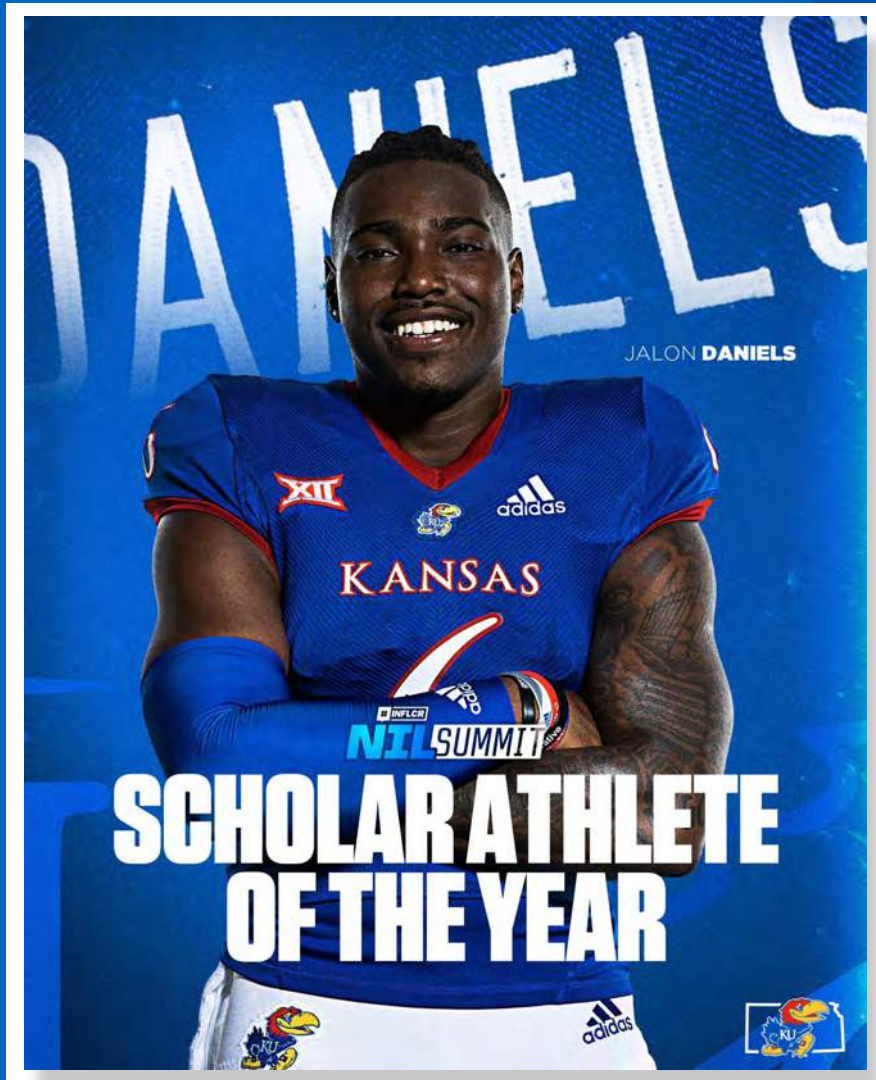
AT THE 2023 NIL AWARDS



ENGAGED NIL EDUCATION RESOURCES SUCH AS ALTIUS SPORTS PARTNERS, META, MERITRUST CREDIT UNION, OPENDORSE, ADIDAS AND MORE

ANNOUNCED FORMATION OF TWO FOR-CREDIT NIL COURSES AND CERTIFICATE IN NIL THROUGH KU'S SCHOOL OF SPORTS MANAGEMENT

JAYHAWK STUDENT ATHLETES HAVE WORKED WITH MAJOR BRANDS AND CHARITIES SUCH AS WENDY'S, ADIDAS, PEPSI, TOPPS, BOYS AND GIRLS CLUB, FAMILY PROMISE, AND MORE THROUGH NIL INITIATIVES.



PARTNERED WITH A *13 TOTAL NATIONAL CHAMPIONSHIPS* BLUE BLOOD PROGRAM.



**YOUR BRAND.
YOUR IDENTITY.
YOUR SUCCESS.**

PROMOTED ON THE *25 MILLION FOLLOWERS* BIGGEST STAGE.

750K ALUMNI WORLDWIDE RECOGNIZED WORLD WIDE.



JAYHAWKS

IN THE COMMUNITY



504 EVERY THIRD


HOURS DEDICATED TO
COMMUNITY SERVICE DURING THE
SUMMER OF 2023, A PROGRAM
RECORD

PLAYER ON THE KANSAS
FOOTBALL ROSTER PARTICIPATED
IN COMMUNITY SERVICE
INITIATIVES DURING THE SUMMER
OF 2022


CONSECUTIVE SUMMER THAT THE
JAYHAWKS CONTRIBUTED MORE
THAN 300 HOURS OF COMMUNITY
SERVICE.



ATHLETICS FACILITIES



- 1. ALLEN FIELDHOUSE**
Allen Fieldhouse is labeled by many as one of the best places in America to watch a college basketball game; Hosts approximately 35 home basketball games (men and women combined) each year. Allen Fieldhouse is the largest basketball arena in the state of Kansas, the second largest in the Big 12 Conference and home to the 2021 NCAA Men's Basketball National Champions.
- 2. ANDERSON FAMILY FOOTBALL COMPLEX**
The headquarters of Kansas football; Adjacent to David Booth Kansas Memorial Stadium, the two-level building includes offices, academic areas, a weight room, locker rooms, an audio-visual room, meeting rooms, a cardio room, a hydro-therapy room, a nutrition area and a display area; The stand-alone, 80,000 square-foot facility is the state-of-the-art centerpiece of a \$33 million project, which also includes two practice fields and additional parking.



3. ANDERSON STRENGTH CENTER

State-of-the-art weight room that helps KU compete with other universities for top student-athletes; \$8 million, 42,000-square-foot complex.

4. ANSCHUTZ PAVILLION

Indoor practice facility for many Jayhawk teams; 40,000-square-foot multi-purpose building.

5. ARROCHA BALLPARK AT ROCK CHALK PARK

Home of Kansas softball; 2015 was the first season at the current location, Arrocha Ballpark was originally located south of Allen Fieldhouse, but the name transferred to honor the \$2 million gift by Cheryl Womack in November 2002.

6. THE JAYHAWK CLUB

As the “home” to the University of Kansas men’s and women’s golf programs, The Jayhawk Club houses the teams’ practice facility featuring all the essentials in a climate-controlled learning environment, as well as exclusive outdoor practice areas with a variety of grasses to the prepare the Jayhawks for any playing surface .

7. HOGLUND BALLPARK

Home of the Jayhawk baseball program; The entire field is covered in turf, with a different color and grade on the basepaths, at home plate and on the warning track.

8. HOREJSI FAMILY VOLLEYBALL ARENA

Home of Kansas volleyball since 1999; One of five volleyball-only facilities in the Big 12 Conference, the HFAC also houses a locker room and separate team room for pregame meetings and downtime between classes.

9. KU SOCCER COMPLEX AT ROCK CHALK PARK

Home of Kansas soccer; Opened in October 2014, this dedicated facility features a berm surrounding the playing surface and seats over 2,300 fans; Hosted the 2014 NCAA Tournament First Round.

10. JAYHAWK TENNIS CENTER AT ROCK CHALK PARK

The \$9 million, indoor-outdoor, state-of-the-art facility opened the winter of 2016-17; It features six indoor and six outdoor courts, multiple locker rooms, meeting spaces, coaches’ offices, a team lounge, a training room and a multi-purpose room in which to watch film; Stadium seating available, both indoor and outdoor, for great fan viewing of every court; The outdoor courts have lights for evening matches and every court has its own scoreboard. The Jayhawk Tennis Center have hosted the Big 12 Tennis Championships in 2019 and 2023.

11. DAVID BOOTH KANSAS MEMORIAL STADIUM

Recognized as the first stadium built on a college campus west of the Mississippi River, Memorial Stadium is the seventh-oldest collegiate stadium in the nation, as it opened in 1921; Located at the north base of Mt. Oread at 11th and Maine streets in Lawrence, it has a capacity of 47,233.

12. RIM ROCK FARM

Located northwest of Lawrence; Has been the home of the Jayhawks since the 1974 season; Hosted the 2020 Big 12 Conference and 2015 NCAA Midwest Regional Cross Country Championships.

13. ROBINSON NATATORIUM

Home of Kansas swimming and diving for more than 40 years; Current structure features a 25-meter, eight-lane competition pool, a 25-yard, six-lane pool and a diving well.

14. ROWING BOATHOUSE

Home of Kansas rowing since 2009; Sits near the Kansas River in Lawrence’s Burcham Park; 14,000-square-foot facility was dedicated on February 28, 2009.

15. KU TRACK COMPLEX AT ROCK CHALK PARK

Home of Kansas track & field; 87th annual Kansas Relays was the first meet to be held at the facility in April 2014; Recognized by the International Association of Athletics Federations (IAAF) as the fifth Class I Certified track on United States soil and one of only 105 in the entire world; Hosted the NCAA West Preliminary in 2016, the 2017 Big 12 Championship and the 2017 USATF Junior Olympics.



KANSAS TRADITIONS



1. THE NICKNAME: JAYHAWK

The University of Kansas is the home of the Jayhawk, a mythical bird with a fascinating history. Its origin is rooted in the historic struggles of Kansas settlers. The term “Jayhawk” was probably coined about 1848. Accounts of its use appeared from Illinois to Texas. The name combines two birds - the blue jay, a noisy, quarrelsome thing known to rob other nests, and the sparrow hawk, a stealthy hunter.

2. THE ALMA MATER

In 1891, professor George Barlow Penny searched for a school song for the Glee and Mandolin Club to sing on its tour through Kansas to Denver and back. No one responded with an original song in answer to his appeals. Just before departure, he thought of the Cornell song “Far Above Cayuga’s Waters.” Hastily changing a few words, he gave it to the glee club men to sing on the trip. He did not expect the song to be used after their return, but “Crimson and the Blue” still goes on. The music is not Cornell’s but an old English folk tune, “Annie Lisle.”

3. CAMPANILE HILL

Campanile Hill forms the picturesque backdrop for David Booth Kansas Memorial Stadium. On a sunny fall Saturday, the “Hill” is transformed into a congregating place for watching Jayhawk football, sunning and barbecuing. Potter Lake, just to the southwest of David Booth Kansas Memorial Stadium and at the bottom of Campanile Hill, adds to the beauty of the Kansas campus.



4. THE K RING

The K Ring symbolizes a uniquely shared experience between generations of varsity letterwinners at the University of Kansas. As a Jayhawk you are expected to uphold tradition and retain the characteristics of a champion while continuing to create your own legacy.

5. WAVING THE WHEAT

Since the early days of KU sports, it has been a ritual of Jayhawk fans to “wave the wheat” following every Kansas scoring drive in football. The tradition also extends to Allen Fieldhouse where fans “wave the wheat” when an opponent fouls out and at the conclusion of every Jayhawk victory. The ritual consists of fans waving their arms in the air, an activity which, when done by a large crowd, resembles a breezy Kansas wheat field.

6. THE ROCK CHALK CHANT

The Rock Chalk Chant has been the battle cry of KU fans for more than 80 years. This strange, traditional chant, which is among the most famous of all college cheers, was started by E.H.S. Bailey, a professor of chemistry. On May 21, 1886, Bailey submitted the cheer to his club.

THE UNIVERSITY OF KANSAS



The University of Kansas is a premier research institution with a mission to educate leaders, build healthy communities and make discoveries that change the world. The university has more than 40 nationally ranked academic programs and is home to major centers overseeing research in life span issues, the humanities, the environment, biodiversity, and polar ice sheets. KU also has nationally designated cancer and Alzheimer's centers and the state's only schools of medicine and pharmacy, which are vital to training healthcare providers for the state's underserved communities. In addition to making discoveries that change the world, KU research grows the Kansas economy. Last year, KU conducted \$230 million in externally funded research, which is new money that flows into Kansas as a result of our research. There are more than 38 active startup companies based on KU technologies, and nearly a dozen out-of-state companies have relocated to Kansas to partner with KU researchers since 2010.

13

PRESTIGIOUS ACADEMIC
SCHOOLS

400+

DEGREE AND CERTIFICATE
PROGRAMS

AAU

RESEARCH UNIVERSITY -
ONE OF 65 TOP RESEARCH
UNIVERSITIES IN NORTH
AMERICA



350,000+

ALUMNI WORLDWIDE



LAWRENCE

KANSAS



DOWNTOWN

Less than a mile from campus, downtown Lawrence provides a uniquely historic yet modern setting with world-class restaurants, dynamic arts and energetic nightlife.

MUSIC

Take a short walk on downtown's main thoroughfare, Massachusetts Street, and you'll be in the midst of what *The New York Times* called "the most vital music scene between Chicago and Denver."

SHOPPING

Iowa Street and 31st Street: Big box stores like Best Buy, Target, Walmart and others can all be found at this intersection in southwest Lawrence. Downtown: Trendy fashion, vintage bookstores and completely unique record stores.


DINING

Steaks, seafood, Mexican, Greek, Italian, Spanish, Chinese, sushi, gourmet burgers, fish & chips, Thai, barbecue, vegetarian — you name it — Lawrence has it!

OUTDOORS

The outdoor aquatic center downtown, Clinton State Park to the west and South Park on the east side provide a wide variety of opportunities for outdoor activities.

KANSAS CITY



CULTURE

Citing the Nelson Atkins, Kemper, and Nerman art museums as proof, Kansas City was selected by Travel & Leisure magazine as the fourth-most cultured city in America in April 2015.

TECHNOLOGY

Thanks to a \$15 million investment in infrastructure, Kansas City is set to become the largest “Smart City” in North America. The “Smart City” network is expected to use a public Wi-Fi system that would also be available to residents and visitors for free.

ARTS & ENTERTAINMENT

Opened in 2007, the \$276 million T-Mobile arena is located in Kansas City’s Power & Light District, a nine block entertainment district with shopping, restaurants, a movie theatre and arts venues.

CUISINE

Famous for a dish called “Burnt Ends” many agree that Kansas City is home to the best barbeque in the world. KC original Joe’s Kansas City was named the “manliest restaurant” in America by Men’s Health magazine (November 2012).

SHOPPING

The Country Club Plaza is Kansas City’s outdoor, upscale shopping district. Over 180 shops and dozens of restaurants ranging from five-star to laidback reside amidst the Spanish-inspired architecture.

SPORTS

The metro area is home to the 2022 Super Bowl Kansas City Chiefs, 2023 NFL Draft, Sporting KC, FC Kansas City and the 2015 World Series Champion Kansas City Royals.

TRANSPORTATION

In 2023, Kansas City unveiled the new single terminal at Kansas City International Airport (MCI). MCI represents a total transformation of Kansas City’s passenger experience. Travelers arriving to and departing from the Heart of America will be met with upgraded technology, a long list of locally-inspired amenities and convenient gate access.

Allstate®

save on
auto insurance
spend on
Jayhawk merch

Safe driving and Drivewise® saves you 40%*

*INSURANCE FEATURE NOT AVAILABLE IN EVERY STATE. Countrywide average premium savings for customers with safe driving discounts and Drivewise vs. those without. Savings vary by state, based on driving behaviors & based on how you buy. Subject to terms, conditions & availability. In some states, through your participation in Drivewise, your driving data may be used for purposes of rating & your rate could increase with high-risk driving. Allstate Fire and Casualty Ins. Co. & affiliates. 3100 Sanders Rd, Northbrook, IL. © 2023 Allstate Insurance Co.

Marks are registered trademarks of their respective owners.



PROUD PARTNER OF
KANSAS ATHLETICS



DAVID BOOTH KANSAS MEMORIAL STADIUM

WARD FAMILY SCHOLARSHIP SUITES



MEET THE
JAYHAWKS

NUMERICAL ROSTER

No.	Name	Pos.	Ht.	Wt.	Yr.	Hometown (High School/Previous School)
1	Kenny Logan Jr.	S	6-0	205	Sr.	St. Augustine, Fla. (Menendez HS)
2	Lawrence Arnold	WR	6-3	200	Jr.	DeSoto, Texas (DeSoto HS)
2	Cobee Bryant	CB	6-0	175	Jr.	Evergreen, Ala. (Hillcrest HS)
3	Mello Dotson	CB	6-1	185	Jr.	Daytona Beach, Fla. (Mainland HS)
3	Tanaka Scott	WR	6-4	205	R-So.	Mobile, Ala. (Murphy HS)
4	Devin Neal	RB	5-11	210	Jr.	Lawrence, Kan. (Lawrence HS)
4	Marvin Grant	S	6-2	205	R-Jr.	Detroit, Mich. (Martin Luther King/Purdue)
5	O.J. Burroughs	S	5-10	185	Jr.	Savannah, Ga. (IMG Academy)
5	Doug Emilien	WR	6-1	190	R-So.	Fort Lauderdale, Fla. (American Heritage/Minnesota)
6	Taiwan Berryhill Jr.	LB	6-2	230	Jr.	New Orleans, La. (St. Augustine HS)
6	Jalon Daniels	QB	6-0	215	Jr.	Lawndale, Calif. (Lawndale HS)
7	Gage Keys	DL	6-5	280	R-So.	Hilliard, Ohio (Hilliard Davidson HS/Minnesota)
7	Trevor Wilson	WR	5-11	200	R-Jr.	Tallahassee, Fla. (Amos P. Godby HS)
8	Kwinton Lassiter	CB	5-11	190	Sr.	Chandler, Ariz. (Free State HS)
9	Jason Bean	QB	6-3	195	R-Sr.	Mansfield, Texas (Lake Ridge HS/North Texas)
9	Austin Booker	DL	6-6	245	R-So.	Greenwood, Ind. (Center Grove HS/Minnesota)
10	Jayson Gilliom	LB	6-2	215	R-So.	Suwanee, Ga. (North Gwinnett HS)
11	Luke Grimm	WR	6-0	190	Jr.	Raymore, Mo. (Raymore-Peculiar HS)
12	Torry Locklin	RB	6-2	205	R-Jr.	Rockdale, Texas (Rockdale HS)
13	Dylan Brooks	DE	6-4	232	R-So.	Roanoke, Ala. (Handley HS/Auburn)
13	Keaton Kubecka	WR	6-2	198	Fr.	Austin, Texas (Westlake HS)
14	Jalen Dye	S	6-0	195	R-So.	San Diego, Calif. (Cathedral Catholic HS/Palomar College)
14	Mikey Pauley	QB	6-3	195	R-Fr.	Overland Park, Kan. (Blue Valley NW HS/Nebraska)
15	Cole Ballard	QB	6-2	210	Fr.	Westfield, Ind. (Westfield HS)
15	Craig Young	LB	6-3	225	R-Sr.	Fort Wayne, Ind. (Wayne HS/Ohio State)
16	Logan Brantley	LB	6-2	211	Fr.	Denver, Colo. (Cherry Creek HS)
16	Ben Easters	QB	6-3	215	R-So.	Brownsburg, Ind. (Brownsburg HS)
17	Jaden Hamm	TE	6-6	245	Fr.	Eudora, Kan. (Eudora HS)
17	Akili Hubbard	S	6-2	205	Jr.	Bellflower, Calif. (Bellflower HS/Golden West College)
18	Kalon Gervin	CB	5-11	195	R-Sr.	Detroit, Mich. (Cass Technical HS/Michigan State)
18	Jack Jackson	QB	6-3	190	R-So.	Dallas, Texas (Highland Park HS)
19	TJ Crews	QB	6-0	190	Fr.	Lenexa, Kan. (Chris Prep Academy)
19	Tristian Fletcher	LB	6-0	225	R-So.	Cypress, Texas (Cy Ridge HS/Trinity Valley CC)
20	Donovan Gaines	LB	5-10	220	R-So.	Moore, Okla. (Southmoore HS)
20	Daniel Hishaw Jr.	RB	5-10	220	R-So.	Moore, Okla. (Moore HS)
22	Brian Dilworth	CB	5-11	180	R-Fr.	Hollywood, Fla. (Chaminade-Madonna Prep)
23	Mason Ellis	S	6-2	205	R-Fr.	Mulvane, Kan. (Mulvane HS)
24	Damarius McGhee	CB	6-0	170	R-So.	Pensacola, Fla. (Pensacola Catholic HS/LSU)
24	Reis Vernon	P	6-2	195	Jr.	Bixby, Okla. (Bixby HS)
25	Dylan McDuffie	RB	6-0	220	R-Sr.	Buffalo, N.Y. (Sweet Home HS/Buffalo/Georgia Tech)
25	Kaleb Purdy	S	5-11	185	R-Fr.	St. Peters, Mo. (DeSmet Jesuit HS)
26	Krishawn Brown	LB	6-1	220	R-So.	Tulsa, Okla. (Booker T. Washington HS)
26	Johnny Thompson, Jr.	RB	5-11	186	Fr.	Canoga Park, Calif. (Oaks Christian School)
27	Taylor Davis	S	6-0	180	Fr.	Missouri City, Texas (Ridge Point HS)
28	JB Brown	LB	6-2	230	Jr.	Hughes, Ark. (Har-Ber HS/Bowling Green)
28	Sevion Morrison	RB	6-0	210	Jr.	Tulsa, Okla. (Edison HS/Nebraska)
29	Jameel Croft	CB	6-0	177	Fr.	Detroit, Mich. (Martin Luther King HS)
29	Reece Thomas	WR	5-10	178	R-So.	Lansing, Kan. (Lansing HS)
30	Rich Miller	LB	6-1	230	Sr.	Detroit, Mich. (Martin Luther King HS/Buffalo)
30	Carson Morgan	RB	6-0	200	Fr.	Bentonville, Ark. (Bentonville HS)
31	Landon Nelson	S	5-11	190	R-So.	Maui, Hawaii (Valley HS)
32	Dylan Downing	LB	6-1	235	R-Jr.	Kansas City, Kan. (Bishop Miege HS)
34	Owen Piepergerdes	K	6-6	260	R-So.	Kansas City, Mo. (Rockhurst HS)
34	Alex Raich	LB	6-3	215	Jr.	Chur, Switzerland (Quader Schulhaus/Golden West College)
35	Billy Conaway	WR	6-2	220	R-Jr.	Kansas City, Kan. (Shawnee Mission North/Butler CC)
35	Tony Terry	DE	6-5	250	Fr.	Jackson, Mo. (Jackson HS)
36	Patrick Joyner Jr.	DE	6-3	250	R-Sr.	Miami, Fla. (South Dade HS/Utah State)
36	Isaiah Coppage	WR	6-0	191	Fr.	Shawnee Mission, Kan. (Bishop Miege HS)
37	Grayden Addison	P	5-11	220	R-So.	Noblesville, Ind. (Noblesville HS)
37	Hayden Hatcher	DE	6-3	240	R-Sr.	Council Bluffs, Iowa (Lewis Central HS)
38	Jack Schneider	CB	6-3	175	Fr.	Overland Park, Kan. (Blue Valley West HS)
39	Cole Mondl	LB	5-10	220	R-So.	Lawrence, Kan. (Lawrence HS)
40	Tabor Allen	K	6-1	190	Jr.	Mansfield, Texas (Mansfield Lakeridge HS)
40	Devin Phillips	DL	6-2	325	R-Sr.	Monroe, La. (Neville HS/Colorado State)
41	Hunter Luke	WR	5-10	165	Fr.	Westlake, Texas (Westlake HS)
41	Ezra Vedral	LB	6-2	204	Fr.	Omaha, Neb. (Creighton Prep HS)
43	Andrew Russell	S	6-2	200	R-Sr.	Victor, N.Y. (Victor HS/Michigan)

ALPHABETICAL ROSTER

Name	Pos.	No.
A		
Grayden Addison	P	37
Tabor Allen	K	40
Lawrence Arnold	WR	2
B		
Cole Ballard	QB	15
Lance Bassett	DL	98
Kobe Baynes	OL	70
Jason Bean	QB	9
Taiwan Berryhill	LB	6
Austin Booker	DL	9
Logan Brantley	LB	16
Jaydon Brittingham	DE	59
Dylan Brooks	DE	13
JB Brown	LB	28
Krishawn Brown	LB	26
Logan Brown	OL	52
Cobee Bryant	CB	2
Surahz Buncom	WR	86
OJ Burroughs	S	5
C		
Bryce Cabeldue	OL	77
Kenean Caldwell	DL	97
Marcus Calvin	DL	56
Jared Casey	TE	47
Calvin Clements	OL	75
Isaiah Coppage	WR	36
Billy Conaway	RB	35
Quinton Conley	WR	81
TJ Crews IV	QB	19
Jameel Croft	QB	29
D		
Jalon Daniels	QB	6
Jacoby Davis	CB	47
Taylor Davis	S	27
Brian Dilworth	CB	22
Mello Dotson	CB	3
Dylan Downing	LB	32
Emory Duggar	LS	51
Tommy Dunn Jr.	DL	92
Jalen Dye	S	14
E		
Ben Easters	QB	16
Jake Eisenhauer	OL	63
Mason Ellis	S	23
Doug Emilien	WR	5
F		
Mason Fairchild	TE	89
Kael Farkes	OL	58
Tristian Fletcher	LB	19
Michael Ford Jr.	OL	54
G		
Donovan Gaines	LB	20
Kalon Gervin	CB	18
Jayson Gilliom	S	10
Nolan Gorczca	OL	59
Marvin Grant	S	4
Damon Greaves	P	95
Luke Grimm	WR	11
H		
Jaden Hamm	TE	17
Hayden Hatcher	DE	37
Blake Herold	DL	94
Daniel Hishaw Jr.	RB	20
Luke Hosford	LS	60
Akili Hubbard	S	17
Will Huggins	TE	87
J		
Jack Jackson	QB	18
Patrick Joyner Jr.	DE	36

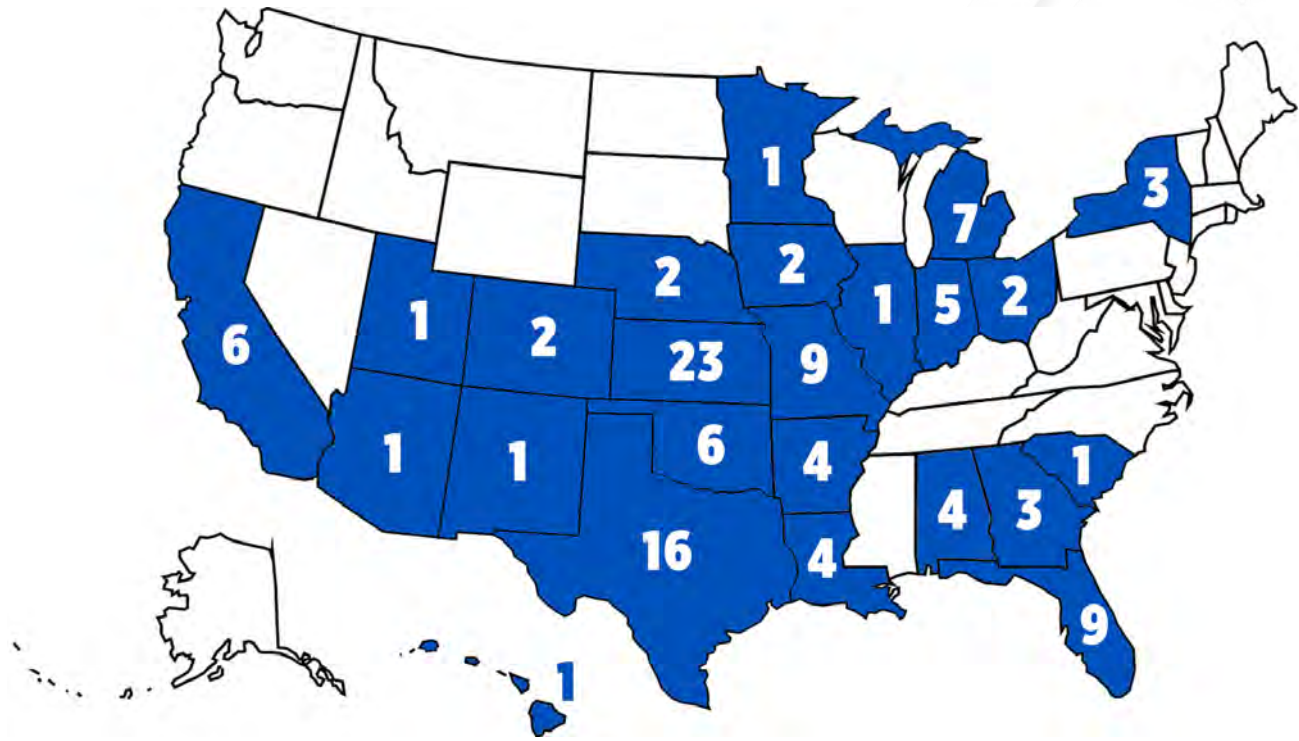
No.	Name	Pos.	Ht.	Wt.	Yr.	Hometown (High School/Previous School)
44	Cornell Wheeler	LB	6-0	225	Jr.	West Bloomfield, Mich. (West Bloomfield HS/Michigan)
45	Trevor Kardell	TE	6-5	255	Jr.	Lee's Summit, Mo. (Lee's Summit West HS)
45	Dean Miller	DE	6-5	220	R-So.	Los Angeles, Calif. (Cathedral HS/College of the Canyons)
46	Dillon Mong	TE	6-7	201	Fr.	Shawnee Mission, Kan. (Shawnee Mission East HS)
46	Davion Westmoreland	DE	6-3	250	R-So.	Griffin, Ga. (Griffin HS/Hutchinson CC)
47	Jared Casey	TE	6-0	255	Jr.	Plainville, Kan. (Plainville HS)
47	Jacoby Davis	CB	5-10	165	Fr.	Houston, Texas (North Shore Senior HS)
49	Mack Moeller	TE	6-3	220	R-So.	Mission, Kan. (Bishop Miege HS)
50	Mike Novitsky	OL	6-5	305	R-Sr.	Victor, N.Y. (Victor HS/Buffalo)
51	Emory Duggar	LS	6-2	225	R-So.	Baton Rouge, La. (Catholic HS)
52	Logan Brown	OL	6-6	320	R-Jr.	Grand Rapids, Mich. (East Kentwood HS/Wisconsin)
52	D.J. Withers	DL	6-4	300	R-So.	Little Rock, Ark. (Joe T. Robinson HS)
53	Caleb Taylor	DL	6-4	300	Jr.	St. Louis, Mo. (Staley HS)
54	Michael Ford Jr.	OL	6-3	305	Jr.	Homewood, Ill. (Homewood-Flossmoor HS)
55	Ar'maj Reed-Adams	OL	6-5	330	R-So.	DeSoto, Texas (DeSoto HS)
56	Marcus Calvin	DL	6-2	308	Fr.	St. Petersburg, Fla. (Gibbs HS)
57	Hank Kelly	OL	6-4	305	R-So.	Fayetteville, Ark. (Fayetteville HS)
58	Kael Farkes	OL	6-3	290	R-Fr.	Lenexa, Kan. (Shawnee Mission Northwest HS)
59	Jaydon Brittingham	DE	6-3	235	Fr.	Lawrence, Kan. (Lawrence HS)
59	Nolan Gorczyca	OL	6-6	310	R-So.	Omaha, Neb. (Roncalli Catholic HS/Buffalo)
60	Luke Hosford	LS	6-2	225	R-Jr.	Cuyahoga Falls, Ohio (Woodridge HS)
63	Jake Eisenhauer	OL	6-1	305	R-So.	Salina, Kan. (Salina Central HS)
67	Dominick Puni	OL	6-5	320	R-Sr.	St. Charles, Mo. (Francis Howell Central HS/Central Missouri)
69	Joe Krause	OL	6-3	305	R-So.	Prairie Village, Kan. (Shawnee Mission East HS)
70	Kobe Baynes	OL	6-4	320	R-So.	Jacksonville, Fla. (Sandalwood HS/Louisville)
71	James Livingston	OL	6-7	305	R-Fr.	Dexter, Mich. (Dexter HS)
71	Grady Seyfert	DL	6-1	263	Fr.	Beloit, Kan. (Beloit HS)
72	Danny Robinson	OL	6-5	305	R-So.	Overland Park, Kan. (Blue Valley Northwest HS)
73	Dre Doiron	OL	6-4	305	R-So.	London, Ontario (Catholic Central/Buffalo)
74	De'Kedrick Sterns	OL	6-4	315	R-So.	Austin, Texas (Del Valle HS)
75	Calvin Clements	OL	6-7	310	Fr.	Lawrence, Kan. (Lawrence Free State HS)
76	Spencer Lovell	OL	6-6	330	R-Jr.	Fort Collins, Colo. (Rocky Mountain HS/Arizona State/Ca)
77	Bryce Cabeldue	OL	6-6	300	Jr.	Clovis, N.M. (Clovis HS)
81	Quinton Conley	WR	6-6	220	R-Fr.	Kansas City, Mo. (Pembroke HS)
82	Israel Moses	WR	6-2	187	Fr.	Minneapolis, Minn. (De La Salle HS)
83	Quentin Skinner	WR	6-5	195	Jr.	Claremore, Okla. (Claremore HS)
84	Kevin Terry	WR	6-1	195	Sr.	Little Elm, Texas (Little Elm HS)
85	Jared Sample	WR	5-10	175	Fr.	Cypress, Texas (Cypress Ranch HS)
86	Surahz Buncom	WR	6-4	175	Fr.	Chula Vista, Calif. (Mater Dei Catholic)
87	Will Huggins	TE	6-7	245	R-So.	Lenexa, Kan. (Shawnee Mission South HS)
88	Tevita Noa	TE	6-4	245	R-Sr.	Salt Lake City, Utah (Highland HS/Snow College)
89	Mason Fairchild	TE	6-5	260	Sr.	Andale, Kan. (Andale HS)
90	Jereme Robinson	DL	6-3	260	Jr.	Montgomery, Ala. (Carver HS)
91	Seth Keller	K	5-8	165	R-Sr.	Colleyville, Texas (Covenant Christian HS/Texas State)
92	Tommy Dunn Jr.	DL	6-3	310	R-So.	Garland, Texas (Naaman Forest HS)
93	Charlie Weinrich	K	5-11	205	R-Fr.	Leawood, Kan. (Blue Valley HS/Nebraska)
94	Blake Herold	DL	6-3	255	Fr.	Shenandoah, Iowa (Shenandoah HS)
95	Damon Greaves	P	6-1	170	Fr.	Busselton, Australia
96	Cole Petrus	DE	6-4	235	R-So.	St. Louis, Mo. (Vianney HS)
97	Kenean Caldwell	DL	6-3	325	R-So.	Oak Grove, La. (Oak Grove HS)
98	Lance Bassett	DL	6-2	265	Fr.	Lawrence, Kan. (Lawrence HS)
99	Ronald McGee	DL	6-3	285	R-Sr.	Sumter, S.C. (Sumter HS/Buffalo)

PRONUNCIATION GUIDE

Tanaka Scott	Tuh-nah-kuh
Doug Emilien	Ee-million
Taiwan Berryhill	Tie-wan
Jayson Gilliom	Gill-ee-um
Keaton Kubecka	Key-ton Cue-beck-uh
Akili Hubbard	Uh-key-lee
Kalon Gervin	Kay-len
Daniel Hishaw Jr.	High-shaw
Sevion Morrison	Say-vee-on
Owen Piepergerdes	Pe-pur-ger-des
Ezra Vedral	Vuh-drall
Trevor Kardell	Car-dell
Davion Westmoreland	Day-vee-on
Mike Novitsky	No-vit-ski

Emory Duggar	Dug-er
Ar'maj Reed-Adams	Ar-mah-jay
Kael Farkes	Far-kiss
Nolan Gorczyca	Gor-sik-uh
Dominick Puni	Poo-knee
Dre Doiron	Door-ee-in
Spencer Lovell	Love-ul
Surahz Buncom	Sir-ahz Bun-com
Tevita Ahoafi-Noa	Tuh-vee-tah Ah-ho-ah-fee Noah

K	Trevor Kardell	TE	45
	Seth Keller	K	91
	Hank Kelly	OL	57
	Gage Keys	DL	7
	Joe Krause	OL	69
	Keaton Kubecka	WR	13
L	Kwinton Lassiter	CB	8
	James Livingston	OL	71
	Torry Locklin	RB	12
	Kenny Logan Jr.	S	1
	Spencer Lovell	OL	76
	Hunter Luke	WR	41
M	Dylan McDuffie	RB	25
	Ronald McGee	DL	99
	Damarius McGhee	CB	24
	Dean Miller	DE	45
	Rich Miller	LB	30
	Mack Moeller	TE	49
	Cole Mondl	LB	39
	Dillon Mong	TE	46
	Carson Morgan	RB	30
	Sevion Morrison	RB	28
	Israel Moses	WR	82
N	Devin Neal	RB	4
	Landon Nelson	S	31
	Tevita Noa	TE	88
	Mike Novitsky	C	50
P	Mikey Pauley	QB	14
	Cole Petrus	DE	96
	Devin Phillips	DL	40
	Owen Piepergerdes	K	34
	Dominick Puni	OL	67
	Kaleb Purdy	S	25
R	Alex Raich	LB	34
	Ar'maj Reed-Adams	OL	55
	Danny Robinson	OL	72
	Jereme Robinson	DL	90
	Andrew Russell	S	43
S	Jared Sample	WR	85
	Jack Schneider	CB	38
	Tanaka Scott	WR	3
	Grady Seyfert	DL	71
	Quentin Skinner	WR	0
	De'Kedrick Sterns	OL	74
T	Caleb Taylor	DL	53
	Kevin Terry	WR	84
	Tony Terry	DE	35
	Reece Thomas	WR	29
	Johnny Thompson Jr.	RB	26
V	Ezra Vedral	LB	41
	Reis Vernon	P	24
W	Charlie Weinrich	K	93
	Davion Westmoreland	DE	46
	Cornell Wheeler	LB	44
	Trevor Wilson	WR	7
	DJ Withers	DL	52
Y	Craig Young	LB	15



ALABAMA (4)

Cobee Bryant	Evergreen
Tanaka Scott	Mobile
Jereme Robinson	Montgomery
Dylan Brooks	Roanoke

ARKANSAS (4)

Carson Morgan	Bentonville
Hank Kelly	Fayetteville
JB Brown	Hughes
D.J. Withers	Little Rock

ARIZONA (1)

Kwinton Lassiter	Chandler
------------------	----------

CALIFORNIA (6)

Akili Hubbard	Bellflower
Johnny Thompson Jr.	Canoga Park
Surahz Buncom	Chula Vista
Jalon Daniels	Lawndale
Dean Miller	Los Angeles
Jalen Dye	San Diego

COLORADO (2)

Logan Brantley	Denver
Spencer Lovell	Fort Collins

FLORIDA (9)

Mello Dotson	Daytona Beach
Doug Emilien	Fort Lauderdale
Brian Dilworth	Hollywood
Kobe Baynes	Jacksonville
Patrick Joyner Jr.	Miami
Damarius McGhee	Pensacola
Kenny Logan Jr.	St. Augustine
Marcus Calvin	St. Petersburg
Trevor Wilson	Tallahassee

GEORGIA (3)

Davion Westmoreland	Griffin
O.J. Burroughs	Savannah
Jayson Gilliom	Suwanee

HAWAII (1)

Landon Nelson	Maui
---------------	------

ILLINOIS (1)

Michael Ford Jr.	Homewood
------------------	----------

INDIANA (5)

Ben Easters	Brownsburg
Craig Young	Fort Wayne
Austin Booker	Greenwood
Grayden Addison	Noblesville
Cole Ballard	Westfield

IOWA (2)

Hayden Hatcher	Council Bluffs
Blake Herold	Shenandoah

KANSAS (23)

Mason Fairchild	Andale
Grady Seyfert	Beloit
Jaden Hamm	Eudora
Billy Conaway	Kansas City
Dylan Downing	Kansas City
Reece Thomas	Lansing
Lance Bassett	Lawrence
Jaydon Brittingham	Lawrence
Calvin Clements	Lawrence
Cole Mondl	Lawrence
Devin Neal	Lawrence
Charlie Weinrich	Leawood
TJ Crews IV	Lenexa
Kael Farkes	Lenexa
Will Huggins	Lenexa
Mack Moeller	Mission
Mason Ellis	Mulvane
Mikey Pauley	Overland Park
Danny Robinson	Overland Park
Jack Schneider	Overland Park
Jared Casey	Plainville
Jake Eisenhauer	Salina
Dillon Mong	Shawnee Mission
Isaiah Coppage	Shawnee Mission

LOUISIANA (4)

Emory Duggar	Baton Rouge
Devin Phillips	Monroe
Taiwan Berryhill	New Orleans
Keanan Caldwell	Oak Grove

MICHIGAN (7)

Jameel Croft	Detroit
Kalon Gervin	Detroit
Trevor Kardell	Detroit
Marvin Grant	Detroit
Rich Miller	Detroit
James Livingston	Dexter
Logan Brown	Grand Rapids
Cornell Wheeler	West Bloomfield

MINNESOTA (1)

Israel Moses	Minneapolis
--------------	-------------

MISSOURI (9)

Tony Terry	Jackson
Quinton Conley	Kansas City
Owen Piepergerdes	Kansas City
Trevor Kardell	Lee's Summit
Luke Grimm	Raymore
Dominick Puni	St. Charles
Cole Petrus	St. Louis
Caleb Taylor	St. Louis
Kaleb Purdy	St. Peters

NEBRASKA (2)

Nolan Gorczyca	Omaha
Ezra Vedral	Omaha

NEW MEXICO (1)

Bryce Cabeldue	Clovis
----------------	--------

NEW YORK (3)

Dylan McDuffie	Buffalo
Mike Novitsky	Victor
Andrew Russell	Victor

OHIO (2)

Luke Hosford	Cuyahoga Falls
Gage Keys	Hilliard

OKLAHOMA (6)

Reis Vernon	Bixby
Quentin Skinner	Claremore
Donovan Gaines	Moore
Daniel Hishaw Jr.	Moore
Krishawn Brown	Tulsa
Sevion Morrison	Tulsa

SOUTH CAROLINA (1)

Ronald McGee	Sumter
--------------	--------

TEXAS (16)

Keaton Kubecka	Austin
Hunter Luke	Austin
De'Kedrick Sterns	Austin
Seth Keller	Colleyville
Tristian Fletcher	Cypress
Jared Sample	Cypress
Jack Jackson	Dallas
Lawrence Arnold	DeSoto
Armaj Reed-Adams	DeSoto
Tommy Dunn Jr.	Garland
Jacoby Davis	Houston
Kevin Terry	Little Elm
Tabor Allen	Mansfield
Jason Bean	Mansfield
Taylor Davis	Missouri City
Torry Locklin	Rockdale

UTAH (1)

Tevita Noa	Salt Lake City
------------	----------------

AUSTRALIA (1)

Damon Greaves	Busselton
---------------	-----------

CANADA (1)

Dre Doiron	London, Ontario
------------	-----------------

SWITZERLAND (1)

Alex Raich	Chur
------------	------

MEET THE JAYHAWKS



QUENTIN SKINNER

Wide Receiver | 6'5" | 195 | 2L | Junior
Claremore, Okla. | Claremore HS

2022: Tennessee Tech: Caught one pass in season opener for 56 yards (game-long) ... at West Virginia: Caught three passes on five targets for 50 yards ... Secured the win for the Jayhawks with a TD catch in overtime ... at Houston: Saw action in win over the Cougars ... Rushed for 18 yards on one carry ... Duke: Caught two passes for 19 yards in win over the Blue Devils ... Iowa State: Grabbed a catch for 10 yards in win over the Cyclones ... TCU: Caught four passes for 98 yards and two TDs ... Rushed the ball once for three yards ... Recorded a tackle (solo) ... at Oklahoma: Caught his only target for seven yards ... Rushed for 20 yards against the Sooners ... at Baylor: Caught four passes for 66 yards and a TD ... Oklahoma State: Caught one pass for four yards against the Cowboys ... at Texas Tech: Reeled in three catches for 29 yards and a TD ... Has five TDs on the season ... Texas: Caught four passes for 98 yards against the Longhorns, tying his career high in both receptions and yards ... Arkansas: Had one catch for four yards in the Liberty Bowl vs the Razorbacks.

2021: Contributed for the Jayhawks in 11 games as a redshirt freshman...Saw time at wide receiver and extensive time on special teams ... Recorded two solo tackles on the year, including one at Oklahoma State and one against in-state foe Kansas State.

2020: Did not see game action.

High School: Played at Claremore HS under Head Coach Blake Byars ... Amassed 59 catches for 759 receiving yards in his career at Claremore, scoring nine receiving touchdowns ... Only played in four games his senior season, hauling in nine receptions for 171 yards and three touchdowns before missing the rest of the season due to injury.

Personal: Son of Jamie Dillard and Reggie Skinner ... Plans to major in business.

Career Receiving Stats

Date	Opponent	No.	Yds.	TD	Avg.
9-2-22	Tennessee Tech	1	56	0	56.0
9-10-22	at West Virginia	3	50	1	16.7
9-17-22	at Houston	1	-1	0	-1.0
9-24-22	Duke	2	19	0	9.5
10-1-22	Iowa State	1	10	0	10.0
10-8-22	TCU	4	98	2	24.5
10-15-22	at Oklahoma	1	7	0	7.0
10-22-22	at Baylor	4	66	1	16.5
11-5-22	Oklahoma State	1	4	0	4.0
11-12-22	at Texas Tech	3	29	1	9.7
11-19-22	Texas	4	98	0	24.5
12-28-22	vs. Arkansas	1	4	0	4.0
2022		26	440	5	16.9
Career		26	440	5	16.9

Career Highs: Receptions - 4 (Three Times, MR vs. Texas, 11-19-22), Yards - 98 (Two Times, MR vs. Texas, 11-19-22), Touchdowns - 2 (vs. TCU, 10-8-22).

Career Rushing Stats

Date	Opponent	No.	Yds.	TD	Avg.
9-17-22	at Houston	1	18	0	18.0
10-8-22	TCU	1	8	0	8.0
10-15-22	at Oklahoma	1	20	0	20.0
2022		3	46	0	15.3
Career		3	46	0	15.3

Career Highs: Rushes - 2 (at Oklahoma, 11-7-20), Yards - 12 (at Oklahoma, 11-7-20)



KENNY LOGAN JR.

Safety | 6'0" | 210 | 4L | Senior
St. Augustine, Fla. | Menendez HS

Career Honors: 2023: Preseason All-Big 12 First Team (Phil Steele), Preseason All-Big 12 Third Team (Athlon) ... 2022: All-Big 12 Honorable Mention (Coaches), Athlon Sports First Team Preseason All-Big 12 (Defense - Safety), 2022 Athlon Sports Fourth Team Preseason All-Big 12 (Special Teams - Kick Returner), 2022 Phil Steele Preseason All-Big 12 First Team (Safety), 2022 Phil Steele Preseason All-Big 12 Fourth Team (Kick Return). 2021: All-Big 12 Second Team (PFF), All-Big 12 Second Team (Coaches), All-Big 12 (AP) 2020: All-Big 12 Honorable Mention (Returner).

2022: Tennessee Tech: Started on defense for the Jayhawks ... Recorded four total tackles ... One QB hurry ... at West Virginia: Recorded 10 tackles against the Mountaineers (three solo, seven assisted) ... Returned two kicks for 30 total yards ... Collected second most tackles recorded in the game ... at Houston: Compiled five tackles against the Cougars (three solo, two assisted) ... Grabbed first interception of the season and returned it for 26 yards ... Duke: Recorded four tackles in win over the Blue Devils (three solo, one assisted) ... Also broke up a pass attempt ... Iowa State: Recorded four tackles (solo) in win over the Cyclones ... Broke up a pass as well ... TCU: Led both teams in tackles with 12 (eight solo, four assisted) ... Forced and recovered a fumble against the Horned Frogs ... Returned a kickoff for 21 yards ... at Oklahoma: Compiled a game-high 14 tackles (seven solo, seven assisted) ... Intercepted a pass for his second of the season ... Had a TFL of two yards ... Returned a kickoff for 31 yards ... at Baylor: Made eight tackles (five solo, three assisted) against the Baylor Bears ... Oklahoma State: Led the Jayhawks in tackles with eight (six solo, two assisted) ... Returned a kickoff for 15 yards against the Cowboys ... at Texas Tech: Led the game in tackles with 11 (eight solo, three assisted) ... Returned two kickoffs for 36 yards ... Texas: Led the game in tackles with 10 (nine solo, one assisted) ... Fourth time this season with game-high tackles ... Returned four kickoffs for 66 yards ... Longest kick return of the game was good for 34 yards ... at Kansas State: Made six tackles against the Wildcats (five solo, one assisted) ... Broke up a pass and assisted on a tackle-for-loss ... Arkansas: Was second in tackles for the game against the Razorbacks at ten (seven solo, three assisted) ... He also finished with a pass breakup.

2021: Led the Big 12 Conference with 113 tackles in 2021, the most by a Jayhawk since 2018 ... Logan's 113 tackles were the most by a safety in the NCAA ... Of Logan's 113 total tackles, 79 came unassisted, most in the Big 12 Conference and third nationally among all players ... He was the only player in the country to have at least 113 tackles, six pass breakups and multiple forced fumbles in the season ... Had five games with at least 10 tackles, including a career-high 15 tackles at TCU ... Against the Horned Frogs, he also recorded two tackles-for-loss, becoming the first Kansas defensive back to have 15 tackles and multipole tackles-for-loss in a game since Chris Harris in 2009 ... Along with his six pass breakups on the season, he recorded an interception against Texas Tech.

2020: All-Big 12 Honorable Mention (Returner) ... Started on defense for the Jayhawks in eight games, while playing in all nine on the year ... Tops among all Jayhawks in tackles with 58 total for the season (40 solo and 18 assisted) ... Had 1.0 TFL (of six yards) and well as 1.0 sack for a loss of six yards ... On pass defense, the sophomore cornerback registered one quarterback hurry, broke up three passes and made two interceptions, with a return of 12 yards, on the year ... Also forced one fumble ... On special teams, returned 13 kickoffs for a total of 345 yards, good for an average return of 26.5 yards ... His longest return of the season was against ISU, when he went 100 yards for a touchdown. Coastal Carolina: Set a new career high in tackles with seven, surpassing his previous best of three, set three times in 2019 ... Returned one kick for 24 yards against the Chanticleers ... at Baylor: Led KU's defense at Baylor with seven tackles, 1.0 sack and 1.0 TFL ... Tied his career high in tackles, surpassing his previous high of three set against K-State in 2019 ... In the fourth quarter, recorded his first-career sack on Baylor quarterback Charlie Brewer ... The sack was a loss of six yards, while Logan also stripped Brewer for his first-career forced fumble ... Oklahoma State: Again tops in tackles for the Jayhawks' defense with 12 total (eight solo, four assisted), a new career high ... Also broke up one Cowboy pass after earning his second-straight start at safety ... at West Virginia: Collected eight tackles (five solo, three assisted) in Morgantown and broke up a Mountaineer pass ... at Kansas State: One of three Jayhawk captains for the annual Dillons Sunflower Showdown ... Co-leader of the defensive effort in Manhattan, as he collected six solo tackles on the afternoon ... His season total of 40 tackles leads the team ... Iowa State: Tallied his first-career interception in the fourth quarter, returning it 12 yards to the Kansas 30-yard line ... Also made three solo tackles and broke up one ISU pass on the afternoon ... Leads the team with 43 total tackles on the season through six games ... The sophomore's 100-yard kick return for a touchdown in the third quarter was the first of his career and he finished

with 124 kickoff return yards in the game ... The 100-yard return is the longest return of the season and is tied for second in program history – tied with Greg Heaggans vs. Missouri State (Sept. 14, 2002), Eric Vann vs. Oklahoma (Oct. 5, 1996) and June Henley vs. Colorado (Nov. 13, 1993) ... at Oklahoma: One of three team captains for the Jayhawks in Norman ... Intercepted an OU pass in the first quarter, his second INT in as many games ... With his interceptions in back-to-back games, Logan became the first Jayhawk to accomplish such a feat since 2018, when Shakial Taylor recorded interceptions in consecutive games against Texas (11-17-2018) and Oklahoma (11-23-18) ... Also returned five kickoffs, a new career high, for 118 yards with a long return of 38 yards on the afternoon ... TCU: Recorded five tackles on the day (three solo, two assisted) and also registered a quarterback hurry against the Horned Frogs ... Returned four kickoffs for a total of 64 yards, with a long return of 27 yards on the afternoon ... at Texas Tech: Talled three total tackles (two solo, one assisted) vs. the Red Raiders ... Made his eighth start of the season (at the safety position) while having played in all nine of KU's games ... On special teams, returned one kickoff for 15 yards.

2019: Saw playing time in all 12 of KU's games as a true freshman ... Contributed 14 total tackles to the Jayhawks' defensive effort throughout the season (11 solo and three assisted) ... The team's top punt returner on the year, totaling 28 yards on five returns ... That was good for an average of 5.6 yards per punt return with a long return of 14 yards ... Also saw action on special teams as a kick returner; returned nine kickoffs for 160 yards, an average of 16.7 yards per return, with a long return of 25 yards. Indiana State: Saw action in the return game in the season opener ... Returned one kick for 16 yards ... Coastal Carolina: Saw playing time vs. the Chanticleers ... Did not record any stats ... at Boston College: Made three solo tackles on special teams, a new career high, in the Jayhawks' win over the Eagles ... West Virginia: Did not record any statistics in his playing time against the Mountaineers ... at TCU: Compiled 40 yards on three kickoffs, with a long return of 16 yards against the Horned Frogs ... Oklahoma: Returned one kickoff for 24 yards ... at Texas: Made his first punt return as a Jayhawk, good for 14 yards ... Texas Tech: Tied his season and career high in tackles with three in KU's Homecoming victory over the Red Raiders ... Kansas State: Made three total tackles (two solo, one assisted) for the third time this season in the annual Dillons Sunflower Showdown ... at Oklahoma State: Talled a pair of tackles (one solo, one assisted) against the nationally ranked Cowboys in Stillwater ... Returned a season and career-high two OSU punts for a total of six yards on special teams ... at Iowa State: Returned one Cyclone punt on the afternoon, good for eight yards ... Also made one solo tackle in Ames ... Baylor: Set new season and career highs in kickoffs returned with four, good for a total of 70 yards, with a long return of 25 yards ... Recorded a pair of solo tackles against the nationally ranked Bears ... Also had one punt return on the afternoon.

High School: Rated a three-star prospect by 247Sports.com and Rivals.com ... Played for head coach Kyle Skipper at Menendez HS ... Rushed for 1,202 yards with 18 touchdowns his senior season ... Helped lead his team to an 8-3 record ... Earned First Team All-St. John's County honors as an athlete ... Also lettered in basketball and track & field.

Personal: Son of Coretta Blount and Kenneth Logan ... Majoring in sports management, with a minor in business... Has one brother, Brandon James and one sister, Angelina Dejuese ... Brother, Brandon, played college football at Florida ... Chose Kansas over offers from USF, Auburn, Ole Miss, Nebraska, Iowa State, Miami (Fla.), Louisville, Minnesota, Pittsburgh, Purdue, UCF and others.

Career Defensive Stats

Date	Opponent	UA-At-TT	TFL	Sack	Int.	PD	FF/R
9-13-19	at Boston College	3-0-3	0-0	0-0	0	0	0/0
10-26-19	Texas Tech	2-1-3	0-0	0-0	0	0	0/0
11-2-19	K-State	2-1-3	0-0	0-0	0	0	0/0
11-16-19	at Oklahoma State	1-1-2	0-0	0-0	0	0	0/0
11-23-19	at Iowa State	1-0-1	0-0	0-0	0	0	0/0
11-30-19	Baylor	2-0-2	0-0	0-0	0	0	0/0
2019		11-3-14	0-0	0-0	0	0	0/0
9-12-20	Coastal Carolina	6-1-7	0-0	0-0	0	0	0/0
9-26-20	at Baylor	4-3-7	1.0-6	1.0-6	0	0	1/0
10-3-20	Oklahoma State	8-4-12	0-0	0-0	0	1	0/0
10-17-20	at West Virginia	5-3-8	0-0	0-0	0	1	0/0
10-24-20	at Kansas State	6-0-6	0-0	0-0	0	0	0/0
10-31-20	Iowa State	3-0-3	0-0	0-0	1	1	0/0
11-7-20	at Oklahoma State	3-4-7	0-0	0-0	1	0	0/0
11-28-20	TCU	3-2-5	0-0	0-0	0	0	0/0
12-5-20	at Texas Tech	2-1-3	0-0	0-0	0	0	0/0
2020		40-18-58	1.0-6	1.0-6	2	3	1/0
9-3-21	South Dakota	4-3-7	0-0	0-0	0	1	0/0
9-10-21	at Coastal Carolina	3-6-9	0-0	0-0	0	2	0/0
9-18-21	Baylor	7-2-9	0-0	0-0	0	1	1/1
9-25-21	at Duke	9-3-12	0-0	0-0	0	0	1/0
10-2-21	at Iowa State	1-1-2	0-0	0-0	0	0	0/0
10-16-21	Texas Tech	6-0-6	0-0	0-0	1	1	0/0
10-23-21	Oklahoma	10-4-14	0-0	0-0	0	0	0/0
10-30-21	at Oklahoma State	5-2-7	1.0-1	0-0	0	0	0/0

11-6-21	Kansas State	5-2-7	0-0	0-0	0	0	0/0
11-13-21	at Texas	11-0-11	0-0	0-0	0	1	0/0
11-20-21	at TCU	8-7-15	2.0-8	0-0	0	0	0/0
11-27-21	West Virginia	10-4-14	1.0-1	0-0	0	0	0/0
2021		79-34-113	4.0-10	0-0	1	6	2/1
9-2-22	Tennessee Tech	4-0-4	0-0	0-0	0	0	0/0
9-10-22	at West Virginia	3-7-10	0-0	0-0	0	0	0/0
9-17-22	at Houston	3-2-5	0-0	0-0	1	0	0/0
9-24-22	Duke	3-1-4	0-0	0-0	0	1	0/0
10-1-22	Iowa State	4-0-4	0-0	0-0	0	1	0/0
10-8-22	TCU	8-4-12	0-0	0-0	0	0	1/1
10-15-22	at Oklahoma	7-7-14	1.0-2	0-0	1	0	0/0
10-22-22	at Baylor	5-3-8	0-0	0-0	0	0	0/0
11-5-22	Oklahoma State	6-2-8	0-0	0-0	0	0	0/0
11-12-22	at Texas Tech	8-3-11	0-0	0-0	0	0	0/0
11-19-22	Texas	9-1-10	0-0	0-0	0	0	0/0
11-26-22	at Kansas State	5-1-6	0.5-1	0-0	0	1	0/0
12-28-22	vs. Arkansas	7-3-10	0-0	0-0	0	1	0/0
2022		70-34-104	1.5-3	0-0	2	4	1/1
Career		195-86-281	6.5-19	1.0-6	5	18	4/2

Career Highs: Tackles - 15 (at TCU, 11-20-21), Tackles for Loss - 2.0 (at TCU, 11-20-21), Sacks - 1.0 (vs. Oklahoma State, 10-3-20), Pass Deflections - 2 (at Coastal Carolina, 9-10-21), Forced Fumbles - 1 (Three Times, MR vs. TCU, 10-8-22), Fumble recoveries - 1 (Two Times, MR vs. TCU, 10-8-22) Interceptions - 1 (Five Times, MR at Oklahoma, 10-16-22).

Career Kick Return Stats

Date	Opponent	No.	Yds.	TD	Avg.
8-31-19	Indiana State	1	16	0	16.0
9-28-19	at TCU	3	40	0	13.3
10-5-19	Oklahoma	1	24	0	24.0
11-30-19	Baylor	4	70	0	17.5
2019		9	150	0	16.7
9-12-20	Coastal Carolina	1	24	0	24.0
9-31-20	Iowa State	2	124	1	62.0
11-7-20	at Oklahoma	5	118	0	23.6
11-28-20	TCU	4	65	0	16.0
12-5-20	at Texas Tech	1	15	0	15.0
2020		13	345	1	26.5
9-3-21	South Dakota	1	83	0	83.0
9-10-21	at Coastal Carolina	3	76	0	25.3
9-25-21	at Duke	4	72	0	18.2
10-23-21	Oklahoma	1	20	0	20.0
10-30-21	at Oklahoma State	1	18	0	18.0
11-6-21	Kansas State	2	43	0	21.5
11-20-21	at TCU	1	25	0	25.0
2021		13	337	0	25.9
9-2-22	Tennessee Tech	1	38	0	38.0
9-10-22	at West Virginia	2	30	0	15.0
10-8-22	TCU	1	21	0	21.0
10-15-22	at Oklahoma	1	31	0	31.0
11-5-22	Oklahoma State	1	15	0	15.0
11-12-22	at Texas Tech	2	36	0	18.0
11-19-22	Texas	4	66	0	16.5
2022		12	237	0	19.8
Career		49	1,151	1	23.5

Career Highs: Kick Returns - 5 (at Oklahoma, 11-7-20), Yards - 124 (vs. Iowa State, 10-31-20), Touchdowns - 1 (vs. Iowa State, 10-31-20), Long - 100 (vs. Iowa State, 10-31-20).

Career Punt Return Stats

Date	Opponent	No.	Yds.	TD	Avg.
10-19-19	at Texas	1	14	0	14.0
11-16-19	at Oklahoma State	2	6	0	3.0
11-23-19	at Iowa State	1	8	0	8.0
11-30-19	Baylor	1	0	0	0.0
Career		5	28	0	5.6

Career Highs: Punt Returns - 2 (at Oklahoma State, 11-16-19), Yards - 14 (at Texas, 10-19-19)



LAWRENCE ARNOLD

Wide Receiver | 6'3" | 200 | 3L | Junior
DeSoto, Texas | DeSoto HS

Career Honors: 2023: Preseason All-Big 12 Fourth Team (Athlon, Phil Steele)

2022: Tennessee Tech: Made the start for KU at wide receiver ... Caught four catches for 56 yards on five targets ... at West Virginia: Grabbed three catches for 30 yards against the Mountaineers ... at Houston: Led the Jayhawks in receptions with three for 24 yards on five targets ... Duke: Made four catches on four targets, good for a team-high 84 yards ... Reeled in a TD reception in win over Duke ... Iowa State: Did not record any stats ... TCU: Grabbed three catches on six targets for 41 yards ... Recorded 24 yards after the catch ... at Oklahoma: Recorded season-high 113 yards on five catches ... Also reeled in two TDs against the Sooners ... at Baylor: Logged 53 yards on three catches against the Bears ... Oklahoma State: Caught two passes for 18 yards and a TD against the Cowboys ... at Texas Tech: Brought in a game-high 110 yards on four catches for his second game of the season with 100+ receiving yards ... Texas: Caught his only target for a 42-yard gain ... at Kansas State: Finished with five catches for 26 yards vs the Wildcats ... Arkansas: Logged six catches for 119 yards and 53 yards after the catch making this game the third time of the season with 100+ receiving yards.

2021: Contributor for the Jayhawks that saw playing time in 11 out of 12 KU games, while starting 9 of those games ... Recorded 27 catches for 316 yards and three touchdowns ... good for an average of 11.7 yards per catch, with a long reception of 37 yards ... South Dakota: Caught his first two career touchdowns in the season opener, including the game-winner for a total of three catches and two touchdowns ... at Coastal Carolina: Saw playing time against the Chanticleers ... Had one reception of 37 yards (season high reception) and longest of his career ... at Duke: First start ... Made eight catches, good for 68 yards ... Texas Tech: Saw action against the Red Raiders ... Made one catch for 16 yards, including a touchdown ... Oklahoma: Compiled four catches for a season high of 73 yards ... Oklahoma State: Saw action against the Cowboys ... Recorded one catch for 14 yards ... Kansas State: Grabbed three catches for 21 yards ... at Texas: Started against the Longhorns ... Made four catches for 30 yards, contributing to the Jayhawks OT win ... at TCU: Recorded one catch for 14 yards and one solo tackle... West Virginia: Saw playing time ... Recorded one catch for 14 yards.

2020: Played in the first four games of the season, earning a start at Baylor ... Caught six passes for a total of 45 yards, good for an average of 7.5 yards per catch. Coastal Carolina: Made his Kansas debut in the Jayhawks' season opener ... Caught two passes for 18 yards against the Chanticleers ... at Baylor: Started his first-career game at wide receiver against the Bears ... Had one catch for seven yards ... Oklahoma State: Accumulated 20 yards against OSU on three receptions with a long catch of 11 yards ... at West Virginia: Saw playing time against the Mountaineers, but did not record any stats.

High School: Rated as a three star recruit by Rivals.com, 247 Sports and ESPN ... The No. 43 prospect out of the Lone Star State, according to the Dallas Morning News ... Ranked as the No. 81 recruit in the state of Texas according to Rivals ... Projected to be a Power-5 starter according to 247Sports.com ... Among the top-100 high school recruits in the state of Texas, according to the Waco Tribune-Herald ... In his senior season he recorded 53 receptions with 877 receiving yards, with 15 receiving touchdowns ... Earned first-team all-district honors as a junior ... Earned first-team all-district selection as a sophomore.

Personal: Son of Olinda Bates-Cain and Keenan Cain ... Plans to major in business management ... Chose Kansas over offers from Southern Miss, Cal, Northwestern, Kansas State and others.

Career Receiving Stats

Date	Opponent	No.	Yds.	TD	Avg.
9-12-20	Coastal Carolina	2	18	0	9.0
9-26-20	at Baylor	1	7	0	7.0
10-3-20	Oklahoma State	3	20	0	6.7
2020		6	45	0	7.5
9-3-21	South Dakota	3	33	2	11.0
9-10-21	at Coastal Carolina	1	37	0	37.0
9-25-21	at Duke	8	65	0	8.5
10-16-21	Texas Tech	1	16	1	16.0
10-23-21	Oklahoma	4	73	0	18.3
10-30-21	at Oklahoma State	1	14	0	14.0
11-6-21	Kansas State	3	21	0	7.0
11-13-21	at Texas	4	30	0	7.5
11-20-21	at TCU	1	14	0	14.0
2021		26	303	3	10.9

9-2-22	Tennessee Tech	4	56	0	14.0
9-10-22	at West Virginia	3	30	0	10.0
9-17-22	at Houston	3	24	0	8.0
9-24-22	Duke	4	84	1	21.0
10-8-22	TCU	3	41	0	13.7
10-15-22	at Oklahoma	5	113	2	22.6
10-22-22	at Baylor	3	53	0	17.7
11-5-22	Oklahoma State	2	18	1	9.0
11-12-22	at Texas Tech	4	110	0	27.5
11-19-22	Texas	1	42	0	42.0
11-26-22	at Kansas State	4	26	0	6.5
12-28-22	vs. Arkansas	8	119	0	14.9
2022		36	597	4	16.6
Career		65	848	7	13.0

Career Highs: Receptions - 8 (Two Times, MR vs. Arkansas, 12-28-22), Yards - 119 (vs. Arkansas, 12-28-22), Long - 60 (at Texas Tech, 11-12-22), Touchdowns - 2 (Two Times, MR at Oklahoma, 10-16-22)



2 LAWRENCE ARNOLD



2 COBEE BRYANT



COBEE BRYANT
 Cornerback | 6'0" | 175 | 2L | Junior
 Evergreen, Ala. | Hillcrest HS

Career Honors: 2023: Preseason All-Big 12 First Team (Big 12, Phil Steele), Lott IMPACT Preseason Watch List, Preseason All-Big 12 First Team (Athlon) ... 2022: All-Big 12 First Team (Coaches), All-Big 12 Second Team (AP)

2022: Tennessee Tech: Started on defense for Kansas at cornerback ... Recovered a blocked kick for a touchdown ... at West Virginia: Sealed the win for Kansas with an interception in OT ... Recorded four tackles (three solo, one assisted) and a pass breakup ... Named Big 12 Defensive Player of the Week ... at Houston: Recorded three tackles (solo) in win over the Cougars ... Duke: Secured four tackles (solo) in win over the Blue Devils ... Iowa State: Logged six tackles (five solo, one assisted) ... Grabbed his second interception of the season against the Cyclones ... Also broke up a pass ... TCU: Recorded a solo tackle and broke up a pass against the Horned Frogs ... at Oklahoma: Compiled four tackles (three solo, one assisted) ... at Baylor: Did not play ... Oklahoma State: Logged six tackles (four solo, two assisted) ... Grabbed an interception early in the first quarter against the Cowboys ... Broke-up two pass attempts ... at Texas Tech: Made three solo tackles and broke-up three pass attempts against the Red Raiders ... Texas: Made one solo tackle ... at Kansas State: Recorded one tackle, being a solo tackle ... Arkansas: Finished with four total tackles (three solo, one assisted) ... Also had a fumble recovery and a pass breakup in the Liberty Bowl vs the Razorbacks.

2021: Saw playing time in 11 out of 12 KU games as a true freshman, while starting seven of those games ... Made his first career start against Baylor ... Contributed 21 total tackles to the Jayhawks' defensive efforts (19 solo and two assisted) ... recorded a career high five tackles against TCU ... Had 1.0 TFL (for one yard) ... On pass defense, the freshman cornerback registered one quarterback hurry, as well as two interceptions, with a total return of 31 yards, on the year, including an interception return for a touchdown in the team's win over Texas ... South Dakota: Saw playing time vs. the Coyotes ... Did not record any stats ... at Coastal Carolina: Recorded two solo tackles against the Chanticleers ... Baylor: Made his first career start, rallied three solo tackles against the Bears ... Duke: Saw action on defense ... Did not record any stats ... at Iowa State: Made a career high five tackles (solo) ... Texas Tech: Secured four tackles (three solo and one assisted) ... Oklahoma: Made fifth consecutive start ... one tackle (solo) against the Sooners ... Kansas State: Saw playing time against the Wildcats, recording one (solo) tackle ... at Texas: Started and made four tackles (three solo and one assisted) in the overtime win against the Longhorns ... at TCU: Saw playing time vs. the Horned Frogs ... recorded one tackle (solo) ... West Virginia: Started ... Did not record any stats.

High School: Rated a three star recruit and the No. 28 recruit in the state of Alabama by Rivals ... Coached by head coach Clinton Smith at Hillcrest HS ... Selected to play in the 2019 Mississippi-Alabama All-Star game ... Earned All-State First Team honors in 2018 and All-State Second Team honors in 2017 ... Helped lead the Jaguars to the 2017 Alabama Class 3A state championship ... Had a four touchdown game in 2018, scoring on a reception, a fumble recovery, a kickoff return and an interception return ... Recorded 38 tackles, including seven tackles for loss during his junior season, while forcing eight interceptions, five of which were returned for touchdowns ... Also lettered in basketball, baseball and track & field ... Picked up all-region honors in basketball in 2018 ... Named to the 2018 All-Defensive Team in basketball.

Personal: Son of Tammy Ingram and Jaycee Bryant ... Plans to major in computer design ... Chose Kansas over offers from Tennessee, Virginia Tech, Georgia Tech, Indiana, Kentucky, Ole Miss and more.

Career Defensive Stats

Date	Opponent	UA-At-TTD	TFL	Sack	Int.	PD	FF/R
9-10-21	at Coastal Carolina	2-0-2	0-0	0-0	0	0	0/0
9-18-21	Baylor	3-1-4	0-0	0-0	0	0	0/0
10-2-21	at Iowa State	5-0-5	1.0-0	0-0	0	0	0/0
10-16-21	Texas Tech	3-1-4	0-0	0-0	0	0	0/0
10-23-21	Oklahoma	1-0-1	0-0	0-0	0	0	0/0
11-6-21	Kansas State	1-0-1	0-0	0-0	0	0	0/0
11-13-21	at Texas	3-1-4	0-0	0-0	1	1	0/0
11-20-21	at TCU	1-0-1	0-0	0-0	1	0	0/0
2021		19-3-22	1.0-0	0-0	2	1	0/0
9-10-22	at West Virginia	3-1-4	0-0	0-0	1	1	0/0
9-17-22	at Houston	3-0-3	0-0	0-0	0	0	0/0
9-24-22	Duke	4-0-4	0-0	0-0	0	0	0/0
10-1-22	Iowa State	5-1-6	0-0	0-0	1	1	0/0
10-8-22	TCU	1-0-1	0-0	0-0	0	1	0/0
10-15-22	at Oklahoma	3-1-4	0-0	0-0	0	0	0/0

11-5-22	Oklahoma State	4-2-6	0.5-1	0-0	1	2	0/0
11-12-22	at Texas Tech	3-0-3	0-0	0-0	0	3	0/0
11-19-22	Texas	1-0-1	0-0	0-0	0	0	0/0
11-26-22	at Kansas State	1-0-1	0-0	0-0	0	0	0/0
12-18-22	vs. Arkansas	3-1-4	0-0	0-0	0	1	0/1
2022		29-5-34	0.5-1	0-0	3	9	0/1
Career		48-7-55	1.5-1	0-0	5	10	0/1

Career Highs: Tackles - 6 (Two Times, MR vs. Oklahoma State, 11-5-22), Tackles for loss - 1 (at Iowa State, 10-2-21), Interceptions - 1 (Five Times, MR vs. Oklahoma State, 11-5-22), Pass Deflections - 3 (at Texas Tech, 11-12-22).



MELLO DOTSON
 Cornerback | 6'1" | 185 | 2L | Junior
 Daytona Beach, Fla. | Mainland HS

Career Honors: 2021: Academic All-Big 12 Football First Team.

2022: Tennessee Tech: Made the start at cornerback for the Jayhawks ... Recorded a tackle and pass break-up ... at West Virginia: Registered four tackles (solo) in Jayhawks win ... at Houston: Compiled three tackles (solo) at cornerback for the Jayhawks ... Duke: Led the Jayhawks in tackles with nine (eight solo, one assisted) against the Blue Devils ... Broke-up two pass attempts and recorded a tackle-for-loss of two yards ... Iowa State: Logged a team-high seven tackles (five solo, two assisted) in win over the Cyclones ... TCU: Recorded three tackles against the Horned Frogs (one solo, two assisted) ... at Oklahoma: Grabbed seven tackles (three solo, four assisted) and two pass breakups against the Sooners ... at Baylor: Intercepted his first pass of the season ... Made four tackles (three solo, one assisted) ... Oklahoma State: Recorded three tackles (solo) and an interception for 13 yards against the Cowboys ... at Texas Tech: Recorded five tackles (three solo, two assisted) ... Texas: Made two tackles against the Longhorns (one solo, one assisted) ... at Kansas State: Recorded two tackles, both being solo ... Arkansas: Finished with four tackles and one pass breakup in the Liberty Bowl vs the Razorbacks.

2021: Started on defense for the Jayhawks in eight games, while playing in all 12 on the year ... Had 24 total tackles (21 solo and three assisted) ... Made a career high and season high 65-yard interception return against Duke.

2020: Saw playing time in a third of the team's nine games as a true freshman ... Tallied a pair of tackles on defense in those three games, one each of the solo and assisted variety. Oklahoma State: Made his Jayhawk debut and registered a solo tackle against the Cowboys for the first start of his collegiate career ... at Kansas State: Saw playing time in the Dillons Sunflower Showdown without recording any statistics ... at Oklahoma: Assisted on a tackle against the Sooners to bring his total tackles on the season to two.

High School: Rated a three star prospect by ESPN ... Coached by head coach Scott Wilson at Mainland HS ... Collected 46 total tackles and five interceptions as a senior ... Registered 110 return yards on his five picks ... Also tallied five pass breakups in 2019.


Personal: Son of Chenette Lord and Meiko Dotson ... Brother, Meiko Dotson Jr., played at Garden City CC and is currently on the team at Florida Atlantic where he led the FBS in interceptions in 2019 with nine ... Undecided on a major.

Career Defensive Stats

Date	Opponent	UA-At-TT	TFL	Sack	Int.	PD	FF/R
10-3-20	Oklahoma State	1-0-1	0-0	0-0	0	0	0/0
11-7-20	Oklahoma	0-1-1	0-0	0-0	0	0	0/0
2020		1-1-2	0-0	0-0	0	0	0/0
9-3-21	South Dakota	1-0-1	0-0	0-0	0	0	0/0
9-10-21	at Coastal Carolina	1-0-1	0-0	0-0	0	0	0/0
9-18-21	Baylor	3-0-3	0-0	0-0	0	0	0/1
9-25-21	at Duke	3-1-4	0-0	0-0	1	1	0/0
10-2-21	at Iowa State	2-0-2	0-0	0-0	0	0	0/0
10-16-21	Texas Tech	2-1-3	0-0	0-0	0	1	1/0
10-23-21	Oklahoma	2-0-2	0-0	0-0	0	0	0/0
10-30-21	at Oklahoma State	2-0-2	0-0	0-0	0	0	0/0
11-6-21	Kansas State	2-0-2	0-0	0-0	0	0	0/0
11-13-21	at Texas	1-0-1	0-0	0-0	0	0	0/0
2021		20-2-22	0-0	0-0	1	2	1/1
9-2-22	Tennessee Tech	1-0-1	0-0	0-0	0	1	0/0
9-10-22	at West Virginia	4-0-4	0-0	0-0	0	0	0/0

9-17-22	at Houston	3-0-3	0-0	0-0	0	0	0/0
9-24-22	Duke	8-1-9	1.0-2	0-0	0	2	0/0
10-1-22	Iowa State	5-2-7	0-0	0-0	0	0	0/0
10-8-22	TCU	1-2-3	0-0	0-0	0	0	0/0
10-15-22	at Oklahoma	3-4-7	0-0	0-0	0	2	0/0
10-22-22	at Baylor	3-1-4	0-0	0-0	1	1	0/0
11-5-22	Oklahoma State	3-0-3	0-0	0-0	1	1	0/0
11-12-22	at Texas Tech	3-2-5	0-0	0-0	0	0	0/0
11-19-22	Texas	1-1-2	0-0	0-0	0	0	0/0
11-26-22	at Kansas State	2-0-2	0-0	0-0	0	0	0/0
12-28-22	vs. Arkansas	4-0-4	0-0	0-0	0	1	0/0
2022		37-13-50	1.0-2	0-0	2	7	0/0
Career		59-17-76	1.0-2	0-0	3	9	1/1

Career Highs: Tackles - 9 (vs. Duke, 9-24-22), Interceptions - 1 (Three Times, MR vs. Oklahoma State, 11-5-22), Forced Fumbles - 1 (Texas Tech, 10-16-21), Tackles for loss - 1 (vs. Texas Tech, 10-16-21), Pass Deflections - 2 (Two Times, MR at Oklahoma, 10-15-22)



3

TANAKA SCOTT
Wide Receiver | 6'4" | 205 | 1L | RS-Sophomore
Mobile, Ala. | Murphy HS

2022: at West Virginia: Made season debut against the Mountaineers ... Recorded one catch on two targets for 11 yards ... at Houston: Grabbed a reception for eight yards in win over the Cougars ... Duke: Grabbed a catch for 13 yards against the Blue Devils ... Iowa State: Recorded a catch for four yards in win over the Cyclones ... TCU: Grabbed a catch on his only target for a team-long 52 yards (46 YAC) ... at Oklahoma: Rushed the ball once for a yard against the Sooners ... at Baylor: Caught a pass for three yards ... Arkansas: Finished with one catch for 20 yards.

2021: Saw action in November against Kansas State and at Texas, while maintaining redshirt status.

High School: A Rivals.com and 247 Sports composite three-star recruit...Coached by Muskingum Barnes...Collected 20 passes for 265 yards and two touchdowns in the first nine games of the season as a senior...Nominee for AL.Com Player of the Week in September after accounting for three touchdowns in a game with a pair of touchdown receptions and a rushing score...Played defensive back and notched an interception against Daphne High...Helped team to a 5-3 league record as a junior.

Personal: Also drew interest from South Florida, Southern Miss, Coastal Carolina and others.

Career Receiving Stats

Date	Opponent	No.	Yds.	TD	Avg.
9-10-22	at West Virginia	1	11	0	11.0
9-17-22	at Houston	1	8	0	8.0
9-24-22	Duke	1	13	0	13.0
10-1-22	Iowa State	1	4	0	4.0
10-8-22	TCU	1	52	0	52.0
10-22-22	at Baylor	1	3	0	3.0
11-19-22	Texas	1	-2	0	-2.0
12-28-22	vs. Arkansas	1	20	0	20.0
2022		8	109	0	13.6
Career		8	109	0	13.6

Career Highs: Receptions - 1 (Eight Times, MR vs. Arkansas, 12-28-22), Yards - 52 (vs. TCU, 10-8-22), Long - 52 (vs. TCU, 10-8-22)

Career Rushing Stats

Date	Opponent	No.	Yds.	TD	Avg.
10-15-22	at Oklahoma	1	1	0	1.0
2022		1	1	0	1.0
Career		1	1	0	1.0

Career Highs: Rushes - 2 (at Oklahoma, 11-7-20), Yards - 12 (at Oklahoma, 11-7-20)



4

MARVIN GRANT
Safety | 6'2" | 205 | 1L | RS-Junior
Detroit, Mich. | Martin Luther King Jr. HS/Purdue

2022: Tennessee Tech: Recorded two solo tackles in season-opener ... at West Virginia: Compiled three tackles against the Mountaineers (two solo, one assisted) ... at Houston: Recorded a tackle (solo) against the Cougars ... Duke: Logged four tackles (three solo, one assisted) and a pass break-up in win over the Blue Devils ... Iowa State: Recorded four tackles (two solo, two assisted) in win over the Cyclones ... Grabbed two tackles against the Horned Frogs (one solo, one assisted) ... at Oklahoma: Compiled six tackles against the Sooners (three solo, three assisted) ... at Baylor: Led both sides with 11 tackles (seven solo, four assisted) for his season high ... Oklahoma State: Recorded two tackles (one solo, one assisted) against the Cowboys ... at Texas Tech: Made a solo tackle against the Red Raiders ... Texas: Logged six tackles (five solo, one assisted) ... One TFL for two yards ... at Kansas State: Had five total tackles (four solo, one assisted) vs the Wildcats ... Also had half a TFL ... Arkansas: Finished with five total tackles (two solo, three assisted) against the Razorbacks ... He also forced a fumble late in the game.

2021 (at Purdue): Started all 13 games for the Boilers in the secondary...Finished the season with 75 total tackles (52 solo, 23 assists)...Also contributed 2.5 TFLs and 3 passes defended...Posted a season-high nine tackles at Ohio State, including five solo stops...Finished with eight tackles apiece against Notre Dame, Illinois, Iowa and Northwestern...Picked up a tackle-for-loss at UConn and at Notre Dame...Combined for a tackle-for-loss versus Wisconsin...Broke up one pass each against Oregon State, Iowa and Indiana.

2020 (at Purdue): Played in four games as a reserve safety...Finished with 14 tackles (13 solo) and three tackles-for-loss...Had a memorable performance at Illinois on Halloween, recording four tackles and forcing a fumble that led to a touchdown...Also forced a fumble against Northwestern...Earned Academic All-Big Ten honors.

2019 (Fr. at Purdue): Played in three games as a reserve, preserving redshirt status...Posted two tackles in the three games.

High School: Rated as a four-star defensive back by Rivals.com, 247 Sports and ESPN...Named 2018 Detroit Public Schools League Defensive Player of the Year...Earned All-Detroit Area as a senior...Named 2018 first-team Division 3-4 All-State by the Associated Press...Martin Luther King High School went 12-2 during Grant's senior year, capturing the Michigan Division 3 state championship...Teammates on the 2018 team with current Jayhawk linebacker Rich Miller.

Personal: Full name is Marvin LaMarison Grant Jr.

Career Defensive Stats

Date	Opponent	UA-At-TT	TFL	Sack	Int.	PD	FF/R
9-2-22	Tennessee Tech	2-0-2	0-0	0-0	0	0	0/0
9-10-22	at West Virginia	2-1-3	0-0	0-0	0	0	0/0
9-17-22	at Houston	1-0-1	0-0	0-0	0	0	0/0
9-24-22	Duke	3-1-4	0-0	0-0	0	1	0/0
10-1-22	Iowa State	2-2-4	0-0	0-0	0	0	0/0
10-8-22	TCU	1-1-2	0-0	0-0	0	0	0/0
10-15-22	at Oklahoma	3-3-6	0-0	0-0	0	0	0/0
10-22-22	at Baylor	7-4-11	0-0	0-0	0	0	0/0
11-5-22	Oklahoma State	1-1-2	0-0	0-0	0	0	0/0
11-12-22	at Texas Tech	1-0-1	0-0	0-0	0	0	0/0
11-19-22	Texas	5-1-6	1.0-2	0-0	0	0	0/0
11-26-22	at Kansas State	4-1-5	0.5-0	0-0	0	0	0/0
12-28-22	vs. Arkansas	2-3-5	0.5-0	0-0	0	0	1/0
2022		34-18-52	2.0-2	0-0	0	1	1/0
Career		34-18-52	2.0-2	0-0	0	1	1/0

Career Highs: Tackles - 11 (at Baylor, 10-22-22), Forced Fumbles - 1 (vs. Arkansas, 12-28-22), Tackles for loss - 1 (vs. Texas, 11-19-22), Pass Deflections - 1 (vs. Duke, 9-24-22)



DEVIN NEAL

Running Back | 5'11" | 210 | 2L | Junior

Lawrence, Kan. | Lawrence HS

4

Career Honors: 2023: (Jr.) Preseason All-Big 12 First Team (Big 12, Athlon, Phil Steele) 2022: (So.) All-Big 12 Honorable Mention (RB, OPoY) (Coaches), Doak Walker Award National Running Back of the Week (11/5), Big 12 Offensive Player of the Week (11/5), Athlon Sports Second Preseason Team All-Big 12, Phil Steele Preseason All-Big 12 Third Team, Doak Walker Award Preseason Candidate List 2021: (Fr.) Co-Big 12 Newcomer of the Week (10/25), Big 12 Offensive Player of the Week (11/15), Honorable Mention All-Big 12.

2022: Tennessee Tech: Started in season-opener ... Attempted four rushes for 108 yards ... Scored two touchdowns on the ground ... Had one catch for 10 yards ... at West Virginia: Ran for 42 yards and two touchdowns on 10 carries ... Caught a 17 yard pass resulting in a touchdown ... at Houston: Rushed for 54 yards on 14 touches, averaging 3.9 yards per carry ... Duke: Carried the ball nine times for 54 yards, good for six yards/carry ... Caught a pass for four yards in win over the Blue Devils ... Iowa State: Led the Jayhawks with 75 rushing yards on 12 carries, averaging 6.2 yards/carry ... TCU: Led both teams in rushing with 88 yards on 15 touches, averaging 5.9 yards/carry ... at Oklahoma: Rushed for 84 yards on 12 carries against the Sooners ... Scored a touchdown for his fifth of the season ... Caught a pass for three yards ... at Baylor: Rushed for 32 yards and a TD on 10 carries ... Recorded a solo tackle against the Bears ... Oklahoma State: Had a career day against the Cowboys ... Rushed for 224 yards and a TD on 32 carries ... Caught six passes for 110 yards ... Tallied 334 total all-purpose yards ... First Jayhawk to put up 200+ rushing yards and 100+ receiving yards in a single game ... at Texas Tech: Rushed the ball 24 times for 190 yards ... Game-long rushing play of 63 yards ... Averaged 7.9 yards per carry ... Caught four passes for eight yards ... Led both teams in all-purpose yards for the second straight week with 198 yards ... Texas: Rushed for 51 yards on 13 touches ... Surpassed 1,000 rushing yards for the season against the Longhorns (1,002) ... Arkansas: Lead the Jayhawks with 29 yards on nine carries.

2021: First Kansas freshman to ever win the Big 12 Offensive Player of the Week ... Ran for 707 yards including eight TD's off 158 carries ... Averaged 4.2 yards per carry ... Also had seven receptions for 57 yards including a touchdown ... Started eight out of 12 games ... South Dakota: Saw playing time in the season opener win over the Coyotes ... at Coastal Carolina: Contributed 11 carries for 40 yards and one touchdown ... Baylor: Saw playing time against the Bears ... Ran 33 yards on 10 carries ... at Duke: Registered first career start for the Jayhawks ... Had 17 rushes for 107 yards and one touchdown ... Personal best average of 6.3 yards per carry ... at Iowa St.: Had 15 rushes for 83 yards ... Texas Tech: Saw playing time against the Red Raiders ... had 15 carries for 54 yards and one reception for seven yards ... Oklahoma: Contributed 23 carries for 100 yards and two touchdowns against the Sooners ... at Oklahoma State: Had nine carries for 25 yards ... Kansas State: Ran for 62 yards off of 19 carries ... Had two catches for 13 yards ... at Texas: Racked up a season high 143 yards off of 24 carries and two receptions for 26 yards and one touchdown in the overtime win against the Longhorns ... at TCU: Registered eighth consecutive start ... Had one catch for 13 yards ... Ran for 59 yards and one touchdown off 14 carries.

High School: A Rivals.com and 247 Sports composite three-star recruit...Ranked as a top 1,000 recruit nationally by 247 Sports at No. 415 and as the 24th best running back in the country by Rivals...Consensus No. 1 recruit in the state of Kansas...Played for Coach Steve Rumpy, and helped lead team to a 9-1 record...Named to the 2020 All-State Football Top 11 by the Topeka Capital-Journal...Named First-Team Class 6A All-State by the Capital-Journal... Named First-Team All-State by the Wichita Eagle...Rushed for more than 1,300 yards and added 20 touchdowns as a senior for the Lions.

Personal: Son of Freda and Ryan McPhail...Has one sister, Embree...Also drew interest from Nebraska, Kansas State, Oklahoma State and others...Plans to major in physical therapy.

Career Rushing Stats

Date	Opponent	No.	Yds.	TD	Avg.
9-3-21	South Dakota	1	2	0	2.0
9-10-21	at Coastal Carolina	11	40	1	3.6
9-18-21	Baylor	10	33	0	3.3
9-25-21	at Duke	17	107	1	6.3
10-2-21	at Iowa State	15	83	0	5.5
10-16-21	Texas Tech	15	54	0	3.6
10-23-21	Oklahoma	23	100	2	4.3
10-30-21	at Oklahoma State	9	25	0	2.8
11-6-21	Kansas State	19	62	0	3.3
11-13-21	at Texas	24	143	3	6.0
11-20-21	at TCU	14	59	1	4.2

2021		158	707	8	4.2
9-2-22	Tennessee Tech	4	108	2	27.0
9-10-22	at West Virginia	10	42	2	4.2
9-17-22	at Houston	14	54	0	3.9
9-24-22	Duke	9	54	0	6.0
10-1-22	Iowa State	12	75	0	6.2
10-8-22	TCU	15	88	0	5.9
10-15-22	at Oklahoma	12	84	1	7.0
10-22-22	at Baylor	10	32	1	3.2
11-5-22	Oklahoma State	32	224	1	7.0
11-12-22	at Texas Tech	24	190	0	7.9
11-19-22	Texas	13	51	0	3.9
11-26-22	at Kansas State	16	59	2	3.7
12-28-22	vs. Arkansas	9	29	0	3.2
2022		180	1,080	9	6.0
Career		338	1,797	17	5.3

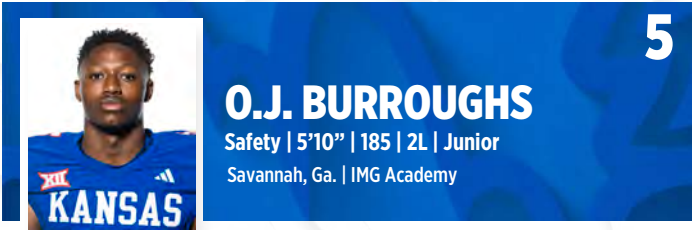
Career Highs: Rushes - 32 (vs. Oklahoma State, 11-5-22), Yards - 224 (vs. Oklahoma State, 11-5-22), Touchdowns - 3 (at Texas, 11-13-21), Long - 80 (vs. Tennessee Tech, 9-2-22).

Career Receiving Stats

Date	Opponent	No.	Yds.	TD	Avg.
10-16-21	Texas Tech	1	7	0	7.0
10-30-21	at Oklahoma State	1	-2	0	-2.0
11-6-21	Kansas State	2	13	0	6.5
11-13-21	at Texas	2	26	1	13.0
11-20-21	at TCU	1	13	0	13.0
2021		7	57	1	8.1
9-2-22	Tennessee Tech	1	10	0	10.0
9-10-22	at West Virginia	1	17	1	17.0
9-24-22	Duke	1	4	0	4.0
10-8-22	TCU	1	1	0	1.0
10-15-22	at Oklahoma	1	3	0	3.0
10-22-22	at Baylor	1	-2	0	-2.0
11-5-22	Oklahoma State	6	110	0	18.3
11-12-22	at Texas Tech	4	8	0	2.0
11-19-22	Texas	1	-1	0	-1.0
11-26-22	at Kansas State	2	10	0	5.0
12-28-22	vs. Arkansas	2	23	0	11.5
2022		21	183	1	8.7
Career		28	240	2	8.6

Career Highs: Receptions - 6 (vs. Oklahoma State, 11-5-22), Yards - 110 (vs. Oklahoma State, 11-5-22) Touchdowns - 1 (Two Time, MR at West Virginia, (9-10-22), Long - 53 (vs. Oklahoma State, 11-5-22)





O.J. BURROUGHS

Safety | 5'10" | 185 | 2L | Junior
Savannah, Ga. | IMG Academy

5

2022: Tennessee Tech: Made the start safety to open the season ... Contributed to the Jayhawks win with a tackle ... at West Virginia: Recorded three tackles (solo) in win over the Mountaineers ... at Houston: Recorded a tackle (solo) for the Jayhawks at safety ... Duke: Contributed in the Jayhawks win over the Blue Devils by recording five tackles (solo) ... Returned two punts for a total of 20 yards (long of 16) ... Iowa State: Recorded three tackles (solo) and a pass breakup in win over the Cyclones ... TCU: Intercepted a pass against the Horned Frogs ... Compiled five tackles (two solo, three assisted) ... Assisted on a sack for a loss of a yard ... at Oklahoma: Recorded season-high seven tackles against the Sooners (three solo, four assisted) ... at Baylor: Recorded three solo tackles and a pass break-up against the Bears ... Oklahoma State: Started at safety for the Jayhawks ... at Texas Tech: Broke-up one pass attempt and recorded three solo tackles ... Texas: Recorded six solo tackles against the Longhorns ... Forced a fumble for his first of the season ... at Kansas State: Finished with four tackles, all being solo vs the Wildcats ... Arkansas: Had an interception ... Finished with eight total tackles (four solo, four assisted) against the Razorbacks.

2021: Freshman safety played in all 12 games for the Jayhawks ... Finished the season with 26 tackles (22 solo and four assisted) ... Along with one interception, two pass break-ups, and one forced fumble ... South Dakota: Contributed in the Jayhawks win over the Coyotes by recording two solo tackles and one pass deflection ... at Coastal Carolina: Saw playing time ... Did not record any stats ... Baylor: Recorded a season high of five tackles (four solo and one assisted) ... at Duke: Received first career start ... Made three tackles at safety (two solo and one assisted) against the Blue Devils ... at Iowa State: recorded one tackle against the Cyclones ... Texas Tech: Saw playing time against the Red Raiders ... Tallied a pair of tackles (two assisted) ... Oklahoma: Made two tackles (one solo, one assisted) ... at Oklahoma State: Contributed an assisted tackle against the Cowboys and a pass deflection ... Kansas State: Recorded four tackles (solo) in the Sunflower Showdown and one interception ... at Texas: Saw playing time ... Had third 4+ tackle (solo) game of the season in the Jayhawks overtime win against the Longhorns and an interception ... at TCU: Saw playing time and tallied two tackles (solo) ... WVU: Saw playing time ... Did not record any stats.

High School: A 247 Sports and Rivals three-star recruit...Coached by Bobby Acosta at IMG Academy...IMG ranked No. 1 in the MaxPreps High School Football Rankings after posting a perfect 8-0 record in 2020...Posted 37 tackles, two tackles-for-loss, four interceptions, five passes defended and two forced fumbles in six games as a senior...In 13 games as a sophomore at Savannah Christian HS in 2018, collected 89 tackles in 13 games with 10 interceptions and two forced fumbles...Picked off two passes as a freshman.

Personal: Son of Omar Burroughs and Tiffany Barnard...Step son of Kris Burroughs...Also drew interest from Georgia Tech, Tennessee, Coastal Carolina and others.

Career Defensive Stats

Date	Opponent	UA-At-TT	TFL	Sack	Int.	PD	FF/R
9-3-21	South Dakota	2-0-2	0-0	0-0	0	1	0/0
9-18-21	Baylor	4-1-5	0-0	0-0	0	0	1/0
9-25-21	at Duke	2-1-3	0-0	0-0	0	0	0/0
10-2-21	at Iowa State	1-0-1	0-0	0-0	0	0	0/0
10-16-21	Texas Tech	2-0-2	0-0	0-0	0	0	0/0
10-23-21	Oklahoma	1-1-2	0-0	0-0	0	0	0/0
10-30-21	at Oklahoma State	0-1-1	0-0	0-0	0	0	0/0
11-6-21	Kansas State	4-0-4	0-0	0-0	0	1	0/0
11-13-21	at Texas	4-0-4	0-0	0-0	1	0	0/0
11-20-21	at TCU	2-0-2	0-0	0-0	0	0	0/0
2021		22-4-26	0-0	0-0	1	2	1/0
9-2-22	Tennessee Tech	1-0-1	0-0	0-0	0	0	0/0
9-10-22	at West Virginia	3-0-3	0-0	0-0	0	0	0/0
9-17-22	at Houston	1-0-1	0-0	0-0	0	0	0/0
9-24-22	Duke	5-0-5	0-0	0-0	0	0	0/0
10-1-22	Iowa State	3-0-3	0-0	0-0	0	1	0/0
10-8-22	TCU	2-3-5	0.5-1	0-0	1	1	0/0
10-15-22	at Oklahoma	3-3-6	0-0	0-0	0	0	0/0
10-22-22	at Baylor	3-0-3	0-0	0-0	0	1	0/0
11-12-22	at Texas Tech	3-0-3	0-0	0-0	0	1	0/0
11-19-22	Texas	6-0-6	0-0	0-0	0	0	1/0
11-26-22	at Kansas State	4-0-4	0-0	0-0	0	0	0/0
12-28-22	vs. Arkansas	4-4-8	0-0	0-0	1	1	0/0
2022		38-11-49	0.5-1	0-0	2	5	1/0
Career		60-15-75	0.5-1	0-0	3	8	2/0

Career Highs: Tackles - 8 (vs. Arkansas, 12-28-22), Forced Fumbles - 1 (Two Times, MR vs. Texas, 11-19-22), Pass deflections - 1 (Eight times, MR vs. Arkansas, 12-28-22), Interceptions - 1 (Three Times, MR vs. Arkansas, 12-28-22).



DOUG EMLIEN

Wide Receiver | 6'1" | 190 | 1L | RS-Sophomore
Topeka, Kan. | Topeka HS/Minnesota

5

2022: Duke: Did not record any stats ... Iowa State: Caught a pass on one target for 11 yards in win over the Cyclones ... TCU: Did not record any stats ... at Oklahoma: Did not record any stats ... at Baylor: Did not record any stats ... Arkansas: Caught his only target for a 10 yard TD.

2021 (at Minnesota): Appeared in two games for the Golden Gophers...Made his debut at Colorado and also played at Northwestern...Earned Academic All-Big Ten honors.

2020 (at Minnesota): Redshirted and did not appear in a game.

High School: Rated as a three-star recruit by Rivals.com and 247 Sports...Was ranked as No. 51 recruit in the state of Florida and the 63rd best receiver in the country by 247 Sports...Prepped at American Heritage High School...As a senior, posted 36 catches for 595 yards and 12 touchdowns in 10 games...Finished his junior season with 602 yards and five touchdowns...Played for former NFL cornerback Patrick Surtain at American Heritage.

Personal: Son of Gesta Momprevil...Has one sibling.

Career Receiving Stats

Date	Opponent	No.	Yds.	TD	Avg.
10-1-22	Iowa State	1	11	0	11.0
12-28-22	vs. Arkansas	1	10	1	10.0
2022		2	21	1	10.5
Career		2	21	1	10.5

Career Highs: Receptions - 1 (Two Times, MR vs. Arkansas, 12-28-22), Yards - 11 (vs. Iowa State, 10-1-22), Touchdowns - 1 (vs. Arkansas, 12-28-22), Long - 11 (vs. Iowa State, 10-1-22)



5 OJ BURROUGHS



JALON DANIELS
 Quarterback | 6'0" | 215 | 3L | Junior
 Lawndale, Calif. | Lawndale HS

Career Honors: 2023: Big 12 Preseason Offensive Player of the Year, Preseason All-Big 12 First Team (Big 12), Preseason All-Big 12 First Team (Athlon), Preseason All-Big 12 Second Team (Phil Steele) ... 2022: Academic All-America Second Team, All-Big 12 Second Team (Coaches), AllState Sugar Bowl Manning Award Star of the Week (11/16) ... 2021 Big 12 All-Academic First Team.

2022: Tennessee Tech: Started at quarterback for the Jayhawks ... Completed 15-of-18 passes for 189 yards and one TD ... Scrambled for 29 yards and a TD on three rush attempts ... Recorded the longest pass completion of the game for 56 yards ... at West Virginia: Completed 18-of-29 passes for 219 yards and three TDs ... Completed a pass to eight different receivers ... 40-yard pass and completion for the game-long for the Jayhawks ... Led the team with 85 rushing yards on 12 carries, averaging 7.1 yards per rush ... at Houston: Completed 14-of-23 passes for 158 yards and three TDs ... Led both teams in rushing with 123 yards and two TDs ... Averaged 10.2 yards per carry ... Tallied five total touchdowns against the Cougars ... Recorded longest rush for 37 yards and longest pass completion for 60 yards ... Completed a pass to 11 different Jayhawks ... Named Walter Camp National Offensive Player of the Week ... Duke: Completed 19 passes on 23 attempts for 324 yards ... Logged five total TDs (four in the air, one on the ground) ... Rushed the ball for 83 yards on 11 carries ... Completed a pass to eight different receivers ... Punted the ball 33 yards to stick it inside of the 20-yard-line ... Iowa State: Completed seven passes on 14 attempts for 93 yards ... Rushed the ball for 9 yards and a TD in win over the Cyclones ... TCU: Threw for 89 yards on 5-of-10 passing ... Rushed seven times for six yards ... Texas: Made the start at QB for the Jayhawks ... Threw for 230 yards on 17-of-26 passing ... Compiled two TDs through the air ... Completed a pass to nine different receivers ... Rushed the ball twice for 12 yards ... at Kansas State: Threw for 168 yards and was 20-of-32 passing ... Rushed for eight times for 51 yards and a TD vs the Wildcats ... Arkansas: Went 37-of-55 passing for 544 yards, a new KU Football record ... He also had six total TDs which was a new Liberty Bowl record ... Rushed fourteen times for 21 yards and had a rushing touchdown.

2021: The sophomore played in six out of the Jayhawks 12 games, earning starts in the last three ... Completed 81-of-117 pass attempts, good for 860 yards with seven touchdowns, and a 69.2% completion rate ... Rushed for three TDs throughout the season for 83 yards ... at Coastal Carolina: Went 3-of-5 for 49 yards along with two carries for 11 yards ... Baylor: Saw little playing time and attempted one pass with no completions ... Kansas State: Completed 13-of-19 pass attempts for 105 yards and one TD while rushing for three yards on two carries ... at Texas: Made first start of the season and rallied the Jayhawks to an overtime win of 57-56 over the Longhorns ... Also completed 21-of-30 passes for 202 yards and three TDs ... While rushing for 45 yards and one TD on 11 carries ... at TCU: Set a new career high by completing 22-of-30 passes good for 255 yards, two TDs, and one interception ... Had six carries for 37 yards and one TD ... Completed his longest pass of the season for 44 yards ... West Virginia: Finished the season with another highly efficient game against the Mountaineers ... Threw 22-of-32 for 249 yards, one TD, and two interceptions.

2020: The true freshman played in seven of KU's nine games this season, earning starts at QB in six ... Completed 76-of-152 pass attempts, good for 718 yards through the air with one throwing touchdown and a 50.0% completion rate ... Rushed for three TDs throughout the season to be the team's leader in rushing attempts with 73 carries and rushing TDs with his three ... On special teams, punted once during the season, which went for 34 yards. Coastal Carolina: Made his debut as a Jayhawk in the season-opening game ... Completed 1-of-2 pass attempts for a total of 13 yards ... at Baylor: In his first-career start at quarterback, completed a career-high 19-of-33 passes for 159 yards ... On the first drive of his collegiate career, led the Jayhawks down the field on an eight-play, 79-yard drive that resulted in a Pooka Williams Jr., touchdown ... Oklahoma State: Made his second-career start at quarterback vs. the Cowboys ... Completed 3-of-5 passes for two yards ... at Kansas State: Started his third-career game in Manhattan, throwing for a career-high 207 yards on 22-of-39 passing ... Scored the first touchdown of his Kansas career with an eight-yard rush in the second quarter ... The touchdown was the fifth of the season for the Jayhawks ... Also rushed for a career-high 27 yards on 17 carries ... Recorded the first punt of his career in the third quarter, picking up 34 yards ... Iowa State: The freshman quarterback's 36-yard pass to Luke Grimm in the second quarter was the longest passing play of the season and the fifth-longest play of the season for the Kansas offense ... His 13-yard rush in the third quarter was a career high, topping his 11-yard run vs. Baylor ... Made his first start as an 18-year old; his previous three starts were when he was still just 17 years of age ... at Oklahoma: Completed 11-of-31 passes to his receivers at Oklahoma for a total of 115 yards on the afternoon ... TCU: One of six true freshmen to start on offense for the Jayhawks, he at QB ... His 48-yard touchdown pass in the first quarter to Kwamie Lassiter II was the first of his career and KU's longest passing play of 2020.

High School: Labeled a three star recruit by ESPN and 247 Sports ... Played under head coach Travis Clark at Lawndale HS in Lawndale, California ... As a junior, he competed 136-of-237 passes for 2,351 yards and 26 touchdowns, while also rushing for 940 yards and 10 touchdowns on 96 attempts ... Helped Lawndale to a 14-2 record in 2018.

Personal: Son of Starkey and Tyrone Daniels ... Plans to major in computer engineering ... Chose Kansas over offers from Middle Tennessee, Army, Louisiana-Lafayette, Air Force and more.

Career Passing Stats

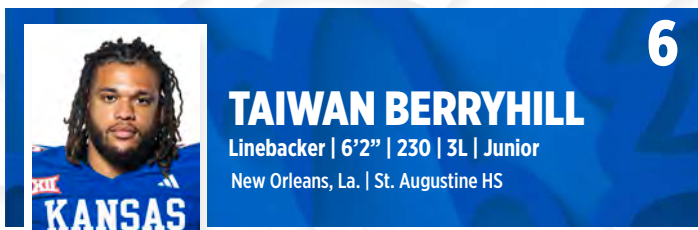
Date	Opponent	Cmp.-Att.	Pct.	Yds.	TD	Int	Rate
9-12-20	Coastal Carolina	1-2	50.0	13	0	0	104.6
9-26-20	at Baylor	19-33	57.6	159	0	0	98.0
10-3-20	Oklahoma State	3-5	60.0	2	0	0	63.4
10-24-20	at Kansas State	22-39	56.4	207	0	1	95.9
10-31-20	Iowa State	16-29	55.2	165	0	1	96.1
11-7-20	at Oklahoma	11-31	35.5	115	0	2	53.7
11-28-20	TCU	4-13	30.8	57	1	0	93.0
2020		76-152	50.0	718	1	4	86.6
9-10-21	at Coastal Carolina	3-5	60.0	49	0	0	142.3
9-18-21	Baylor	0-1	0.0	0	0	0	0.0
11-6-21	Kansas State	13-19	68.4	105	1	0	132.2
11-13-21	at Texas	21-30	70.0	202	3	0	159.6
11-20-21	at TCU	22-30	73.3	255	2	1	160.1
11-27-21	West Virginia	22-32	68.8	249	1	2	131.9
2021		81-117	69.2	860	7	3	145.6
9-2-22	Tennessee Tech	15-18	83.3	189	1	1	178.8
9-10-22	at West Virginia	18-29	62.1	219	3	0	159.6
9-17-22	at Houston	14-23	60.9	158	3	0	161.6
9-24-22	Duke	19-23	82.6	324	4	0	258.3
10-1-22	Iowa State	7-14	50.0	93	0	0	105.8
10-8-22	TCU	5-10	50.0	89	0	0	124.8
11-19-22	Texas	17-26	65.4	230	2	1	157.4
11-26-22	at Kansas State	20-32	62.5	168	0	0	106.6
12-28-22	vs. Arkansas	37-55	67.3	544	5	2	173.1
2022		152-230	66.1	2,014	18	4	162.0
Career		309-499	61.9	3,592	26	11	135.2

Career Highs: Completions - 37 (vs. Arkansas, 12-28-22), Attempts - 55 (vs. Arkansas, 12-28-22), Yards - 544 (vs. Arkansas, 12-28-22), Touchdowns - 5 (vs. Arkansas, 12-28-22), Rating - 258.3 (vs. Arkansas, 12-28-22), Long - 73 (vs. Duke, 9-24-22).

Career Rushing Stats

Date	Opponent	No.	Yds.	TD	Avg.
9-12-20	Coastal Carolina	2	-7	0	-3.5
9-26-20	at Baylor	14	23	0	1.6
10-3-20	vs. Oklahoma State	4	4	0	1.0
10-24-20	at Kansas State	17	27	2	1.6
10-31-20	Iowa State	16	36	1	2.3
11-7-20	at Oklahoma	16	-43	0	-2.7
11-28-20	TCU	5	-16	0	-3.2
2020		74	24	3	0.3
9-10-21	at Coastal Carolina	2	-11	0	-5.5
11-6-21	Kansas State	2	3	0	1.5
11-13-21	at Texas	11	45	1	4.1
11-20-21	at TCU	6	37	1	6.2
2021		21	74	2	3.5
9-2-22	Tennessee Tech	3	29	1	9.7
9-10-22	at West Virginia	12	85	0	7.1
9-17-22	at Houston	12	123	2	10.2
9-24-22	Duke	11	89	1	8.1
10-1-22	Iowa State	8	9	1	1.1
10-8-22	TCU	7	6	0	0.9
11-19-22	Texas	2	12	0	6.0
11-26-22	at Kansas State	8	51	1	6.4
12-28-22	vs. Arkansas	14	21	1	1.5
2022		77	425	7	5.5
Career		183	528	13	2.9

Career Highs: Rushes - 17 (at Kansas State, 10-24-20), Yards - 123 (Houston, 9-17-22), Touchdowns - 2 (Two Times, MR at Houston, 9-17-22), Long - 37 (at Houston, 9-17-22).



TAIWAN BERRYHILL

Linebacker | 6'2" | 230 | 3L | Junior
New Orleans, La. | St. Augustine HS

2022: Tennessee Tech: Recorded three solo tackles, one for a loss of two yards in season-opener ... at West Virginia: Logged three assisted tackles against the Mountaineers, one for a loss of three yards ... at Houston: Made three tackles (two solo, one assisted) in win over the Cougars ... Tallied a sack (solo) for a loss of three yards ... Duke: Did not record any stats ... Iowa State: Recorded three tackles (two solo, one assisted) ... Sacked the Cyclones once for a loss of 10 yards ... TCU: Made three tackles (one solo, two assisted) ... at Oklahoma: Recorded six tackles against the Sooners (three solo, three assisted) ... at Baylor: Made three tackles (one solo, two assisted) ... Oklahoma State: Made a solo tackle ... at Texas Tech: Recorded eight tackles (seven solo, one assisted) ... Made a TFL for three yards ... Texas: Compiled four tackles (three solo, one assisted) ... Broke-up a pass attempt ... at Kansas State: Finished with two tackles, both being solo ... Also had a sack vs the Wildcats ... Arkansas: Finished with seven total tackles (two solo, five assisted)

2021: Saw playing time in all 12 of KU's games as a sophomore ... Started the first four games for the Jayhawks ... Tallied 31 tackles (14 solo, 17 assisted) ... South Dakota: Made two tackles (solo) ... at Coastal Carolina: Posted four tackles (two solo, two assisted) ... Baylor: Recorded three tackles (two solo, one assisted) against the Bears ... at Duke: Made season high six tackles (two solo, four assisted) ... at Iowa State: Saw playing time ... Did not record any stats ... Texas Tech: Saw action against the Red Raiders making four tackles (one solo, three assisted) ... Oklahoma: Collected two tackles (two assisted) ... at Oklahoma State: Contributed four tackles (two solo, two assisted) against the Cowboys ... Kansas State: Made one solo tackle ... at Texas: Saw action ... Did not record any stats ... at TCU: Tallied four tackles (two solo, two assisted) against the Horned Frogs ... West Virginia: Made one assisted tackle.

2020: Played in the final five games of the season with one start at Texas Tech ... Collected five total tackles in his playing time, three of the solo variety and two assisted. at Kansas State: Made his Jayhawk debut in Manhattan during the Dillons Sunflower Showdown ... Iowa State: Recorded his first-career tackle (a solo) against the Cyclones ... at Oklahoma: Played in his third-straight game against the Sooners, assisting on one tackle ... TCU: Set career highs in both solo tackles and total tackles with two ... at Texas Tech: Earned his first start of the season in Lubbock, at the LB position ... One of 11 true freshmen who have now started a game throughout the season for KU ... Assisted on one tackle before having to leave the game early due to injury.

High School: Rated as a three star recruit by Rivals.com, 247 Sports and ESPN ... Ranked as the No. 39 recruit in the state of Louisiana, according to Rivals ... Played under head coach Kenneth Dorsey Jr., at St. Augustine HS ... Started at linebacker as a junior for St. Augustine HS, where he recorded 40 total tackles with three sacks and four tackles-for-loss ... Helped St. Augustine into the second round of the Division I playoffs in 2018.

Personal: Son of Maria Andrade and Taiwan Berryhill ... Plans to major in business ... Chose Kansas over offers from Arkansas, Colorado State, Indiana, Tennessee and Memphis, among others.

Career Defensive Stats

Date	Opponent	UA-At-TT	TFL	Sack	Int.	PD	FF/R
10-31-20	Iowa State	1-0-1	0-0	0-0	0	0	0/0
11-7-20	at Oklahoma	0-1-1	0-0	0-0	0	0	0/0
11-28-20	TCU	2-0-2	0-0	0-0	0	0	0/0
12-5-20	at Texas Tech	0-1-1	0-0	0-0	0	0	0/0
2020		3-2-5	0-0	0-0	0	0	0/0
9-3-21	South Dakota	2-0-2	0-0	0-0	0	0	0/0
9-10-21	at Coastal Carolina	2-2-4	0-0	0-0	0	0	0/0
9-25-21	at Duke	2-4-6	0-0	0-0	0	0	0/0
10-16-21	Texas Tech	1-3-4	0-0	0-0	0	0	0/0
10-23-21	Oklahoma	0-2-2	0-0	0-0	0	0	0/0
10-30-21	at Oklahoma State	2-2-4	0-0	0-0	0	0	0/0
11-6-21	Kansas State	1-0-1	0-0	0-0	0	0	0/0
11-20-21	at TCU	2-2-4	0-0	0-0	0	0	0/0
2021		15-16-31	0-0	0-0	0	0	0/0
9-2-22	Tennessee Tech	3-0-3	1-0-2	0-0	0	0	0/0
9-10-22	at West Virginia	0-3-3	0-5-3	0-0	0	0	0/0
9-17-22	at Houston	2-1-3	1-0-3	1-0-3	0	0	0/0
10-1-22	Iowa State	2-1-3	1-0-10	1-0-10	0	0	0/0
10-8-22	TCU	1-2-3	0-0	0-0	0	0	0/0
10-15-22	at Oklahoma	3-3-6	0-0	0	0	0	0/0

10-22-22	at Baylor	1-2-3	1-0-3	0-0	0	0	0/0
11-5-22	Oklahoma State	1-0-1	0-0	0-0	0	0	0/0
11-12-22	at Texas Tech	7-1-8	1-0-3	0-0	0	0	0/0
11-19-22	Texas	3-1-4	0-0	0-0	0	1	0/0
11-26-22	at Kansas State	2-0-2	1-0-1	0-0	0	0	0/0
12-28-22	vs. Arkansas	2-5-7	0-0	0-0	0	0	0/0
2022		28-18-46	6-0-15	2-0-13	0	1	0/0
Career		45-37-82	6-0-15	2-0-13	0	1	0/0

Career Highs: Tackles - 8 (at Texas Tech, 11-12-22), Tackles for loss - 1.0 (Five Times, MR at Kansas State, 11-26-22), Sacks - 1.0 (Two Times, MR vs. Iowa State (10-1-22), Pass Deflections - 1 (vs. Texas, 11-19-22).



TREVOR WILSON

Wide Receiver | 5'11" | 200 | 2L | RS-Junior
Tallahassee, Fla. | Amos P. Godby HS

2022: at Baylor: Made season debut against the Bears ... Grabbed two catches for 52 yards ... Caught the game-long 47 yard play ... Returned a kickoff for two yards.

2021: Saw playing time in all 12 games for the Jayhawks, while starting seven of those ... With 426 all-purpose yards, he posted 27 receptions for 364 yards and one TD ... Rushed for 42 yards off of seven carries ... Returned a single kick for 20 yards ... Posted two tackles (one solo, one assisted) ... He also punted twice for 85 yards, with 43 yards being the longest ... South Dakota: Had five catches for 50 yards in the win against the Coyotes ... at Coastal Carolina: Started against the Chanticleers ... Had one reception for 39 yards ... Baylor: Caught first career TD for KU off of a 5-yard reception ... Had one rush for 14 yards ... at Duke: Set new season high and career high catching five passes for 122 yards ... at Iowa State: Made three catches for 55 yards ... Texas Tech: Started for fifth consecutive game ... Tallied two receptions for 16 yards ... Also had one rush for four yards against the Red Raiders ... Oklahoma: Saw action against the Sooners recording two rushes for four yards ... at Oklahoma State: Contributed two rushes for four yards and one kick-off return for 20 yards ... Kansas State: Had four carries for 53 yards ... at Texas: Made two catches for 12 yards ... Also had one rush for three yards in the 57-56 overtime win against the Longhorns ... at TCU: Saw playing time for KU ... West Virginia: Made two receptions for eight yards ... Had two rushes for 17 yards.

2020 (at Buffalo): Saw action in seven games for the Bulls...Totaled 16 catches for 319 yards and three touchdowns on the season...Finished the season with three catches for 50+ yards... Posted a 100-yard effort against Miami (Ohio) with two catches for 103 yards, including a 78-yard touchdown catch...Also notched a touchdown against Akron...Posted a career-high six catches for 118 yards against Ball State.

2019 (at Buffalo): Redshirted. Did not see game action.

High School: Prepped at Amos P. Godby High School...Had 33 catches for 972 yards and 12 touchdowns as a senior...Named First-Team All-Big Bend...Helped guide his team to an 11-1 record and playoff appearance as a senior...Team advanced to the Class 5A Regional Semifinals.

Career Receiving Stats

Date	Opponent	No.	Yds.	TD	Avg.
9-3-21	South Dakota	5	50	0	10.0
9-10-21	at Coastal Carolina	1	39	0	39.0
9-18-21	Baylor	1	5	1	5.0
9-25-21	at Duke	5	122	0	24.4
10-2-21	at Iowa State	3	55	0	18.3
10-16-21	Texas Tech	2	16	0	8.0
10-30-21	at Oklahoma State	2	4	0	4.0
11-6-21	Kansas State	4	53	0	13.3
11-13-21	at Texas	2	12	0	6.0
2021		23	344	1	15.0
10-22-22	at Baylor	2	52	0	26.0
2022		2	52	0	26.0
Career		29	416	1	14.3

Career Highs: Receptions - 5 (Twice, MR at Duke, 9-25-21), Yards - 122 (at Duke, 9-25-21), Touchdowns - 1 (vs. Baylor, 9-18-21), Long - 45 (at Duke, 9-25-21).

Career Rushing Stats

Date	Opponent	No.	Yds.	TD	Avg.
9-18-21	Baylor	1	14	0	14.0
10-16-21	Texas Tech	1	4	0	4.0
10-23-21	Oklahoma	2	4	0	2.0
11-13-21	at Texas	1	3	0	3.0
2021		5	25	0	5.0
Career		5	25	0	5.0

Career Highs: Rushes - 1 (Two times, MR vs. Texas Tech, 10-16-21), Yards - 14 (vs. Baylor, 9-18-21)



7

GAGE KEYS
 Defensive Line | 6'5" | 280 | TR | RS-Sophomore
 Hilliard, Ohio | Hilliard Davidson HS/Minnesota

Career Honors: 2021: Academic All-Big Ten

2022 (at Minnesota): Made his Minnesota debut and totaled one tackle against New Mexico State ... Competed against Western Illinois and Colorado ... Had one tackle at Michigan State ... Registered three tackles against Purdue ... Saw playing time at Illinois ... Saw action against Iowa.

2021 (at Minnesota): Did not see any game action ... Was named Academic All-Big Ten.

2020 (at Minnesota): Did not see any game action.

High School: Played for Hilliard Davidson High School in Hilliard, Ohio ... Wore No. 2 for the Wildcats ... As a senior, recorded 60 tackles, including 20 tackles for loss ... 2019 Ohio Under Armour All-America Camp attendee ... Also competed in basketball ... Coached by Brian White ... Consensus three-star recruit ... No. 22 ranked recruit in Ohio and No. 34 ranked strong side defensive end in the country by 247Sports.

Personal: Son of Daric and Neeley Keys ... Has one sibling, Maci ... Father, Daric, played college basketball at Wake Forest, while mother, Neeley, played college softball at Indiana.




8

KWINTON LASSITER
 Cornerback | 5'11" | 185 | RS | RS-Junior
 Chandler, Ariz. | Free State HS

2022: Tennessee Tech: Recorded a solo tackle against the Golden Eagles ... Duke: Did not record any stats ... Iowa State: Did not record any stats ... TCU: Did not record any stats ... Texas: Recorded a solo tackle against the Longhorns ... at Kansas State: Finished with one solo tackle vs the Wildcats.

2020-21: Played in two games during the 2021 season, recording four tackles ... Made his KU debut against South Dakota, recording one tackle ... Tallied a solo tackle on the road at Duke.

2019-20 (at Butler CC): Played in five games at Butler Community College, tallying four tackles and one interception.

2018-19 (at Butler CC): Played in four games as a freshman for Butler, recording four tackles, including one for loss.

Personal: Son of Ericka and the late Kwamie Lassiter ... Father, Kwamie, played at KU from 1992-94, helping lead the Jayhawks to a win in the 1992 Aloha Bowl ... Father played in the NFL for the Arizona Cardinals (1995-2002), San Diego Chargers (2003) and St. Louis Rams (2004) ... Has five brothers: Eric, KaVon, Darius, Kwamie and Kwincy ... Also has two sisters: Devon and Darian ... His brother, Kwamie, played for KU from 2016-21 and currently plays in the NFL for the Cincinnati Bengals.

Career Defensive Stats

Date	Opponent	UA-At-TT	TFL	Sack	Int.	PD	FF/R
9-2-22	Tennessee Tech	1-0-1	0-0	0-0	0	0	0/0
11-19-22	Texas	1-0-1	0-0	0-0	0	0	0/0
11-26-22	at Kansas State	1-0-1	0-0	0-0	0	0	0/0
2022		3-0-3	0-0	0-0	0	0	0/0
Career		3-0-3	0-0	0-0	0	0	0/0

Career Highs: Tackles - 1 (Three Times, MR at Kansas State, 11-26-22)



9

JASON BEAN
 Quarterback | 6'3" | 195 | 2L | RS-Senior
 Mansfield, Texas | Lake Ridge HS

2022: Tennessee Tech: Rushed for 16 yards and a TD on two attempts ... Completed one pass on one attempt for 16 yards ... Duke: Rushed the ball one time for a yard in win over the Blue Devils ... Iowa State: Completed a pass for eight yards and rushed the ball for two yards in win over the Cyclones ... TCU: Played QB for the Jayhawks in the second half ... Threw for 262 yards on 16-of-24 passing with four TDs ... Rushed the ball for 34 yards on seven carries ... at Oklahoma: Threw for 265 yards and four TDs on 16-of-27 completions ... Completed a pass to seven different receivers ... Rushed the ball 10 times for 41 yards against the Sooners ... at Baylor: Completed 16-of-27 passes for 232 yards and a TD ... Rushed for 28 yards and a TD on eight carries ... Punted once for 41 yards and stuck it inside the 20 ... Oklahoma State: Threw for 18-of-23 with 203 yards and 2 TDs ... Rushed the ball for 93 yards and a TD on four carries ... Game-long 73-yard touchdown run ... Did not turn the ball over or allow a sack against the Cowboys ... at Texas Tech: Completed 17-of-28 passes for 270 yards and three TDs ... Recorded game-long pass completion of 66 yards on fourth down ... Kept the ball on the ground four times for 10 yards and a TD ... Has nine total TDs in the last three games ... Texas: Threw for 12 yards on one-of-three passing ... at Kansas State: 1-of-1 passing for a 12 yard gain and had a target.

2021: Started the first nine games for the Jayhawks ... Set career highs in passing yards, attempts and completions at Duke ... Completed 102-of-182 passes for 1,252 yards, six touchdowns, while rushing 92 times for 400 yards and two touchdowns ... South Dakota: Made first career start at KU ... Threw 17-26 for 163 yards and two touchdowns ... Rushed 15 times for 54 yards ... at Coastal: Completed 12-23 for 189 yards, while rushing 13 times for 102 yards and two touchdowns ... Baylor: Went 8-17 for 57 yards and one touchdown ... at Duke: Posted 19-32 passes for 323 yards and 2 touchdowns while rushing 15 times for 51 yards ... at Iowa State: Made 10-20 passes for 120 yards and rushed 5 times for 19 yards ... Texas Tech: Completed 11-21 passes for 80 yards ... Oklahoma: Recorded 17-23 pass completions for 246 yards and one touchdown, while rushing 14 times for 59 yards ... at Oklahoma State: Completed 3-10 passes for 10 yards ... Kansas State: Threw 5-9 for 64 yards and rushed three

times for 13 yards ... at West Virginia: Saw playing time ... Did not record any stats.

2020 (at North Texas): Completed 79-145 passes for 1131 yards, 14 touchdowns and five interceptions while also rushing 56 times for 346 yards and five touchdowns while appearing in eight games and making seven starts...Completed 21-36 passes for 251 yards, two touchdowns and an interception while rushing 13 times for 10 yards in the Myrtle Beach Bowl vs. Appalachian State on 12/21...Named Conference USA Offensive Player of the Week, earned a spot on the Davey O'Brien Award Great 8 list was named a Manning Award Star of the Week and was named the Earl Campbell Tyler Rose Award Player of the Week after his week seven performance at Middle Tennessee.

2019 (at North Texas): Completed 22-35 passes for 176 yards, an average of 25.1 yards per game, three touchdowns, three interceptions and a 62.9 completion percentage in seven appearances, also added 80 yards rushing on 13 attempts, an average of 6.2 yards a carry.

2018 (at North Texas): Redshirted his first season on campus after appearing in just one game for the Mean Green during his first season on campus...Made his collegiate debut vs. Utah State in the New Mexico Bowl on 12/15, carrying four times for 14 yards and going 0-2 passing with an interception.

High School: Prepped at Lake Ridge HS... Rated a three-star prospect by 247Sports composite rankings and 247Sports...Passed for 1,682 yards and 20 touchdowns, and rushed for 694 yards and three touchdowns for a Class 5A Division I state quarterfinalist as a senior...Passed for 2,956 yards and 29 touchdowns, and rushed for 530 yards and seven touchdowns as a junior... Second-team all-district 10-5A selection as a junior.

Career Passing Stats


Date	Opponent	Cmp.-Att.	Pct.	Yds.	TD	Int	Rate
9-3-21	South Dakota	17-26	65.4	163	2	0	143.4
9-10-21	at Coastal Carolina	12-23	52.2	189	0	0	121.2
9-18-21	Baylor	8-17	47.1	57	1	0	94.6
9-25-21	at Duke	19-32	59.4	323	2	2	152.3
10-2-21	at Iowa State	10-20	50.0	120	0	1	90.4
10-16-21	Texas Tech	11-21	52.4	80	0	1	74.9
10-23-21	Oklahoma	17-23	73.9	246	1	0	178.1
10-30-21	at Oklahoma State	3-10	30.0	10	0	2	-1.6
11-6-21	Kansas State	5-9	55.6	64	0	0	115.3
2021		102-181	56.4	1,252	6	6	118.8
9-2-22	Tennessee Tech	1-1	100.0	16	0	0	234.4
10-1-22	Iowa State	1-1	100.0	8	0	0	167.2
10-8-22	TCU	16-24	66.7	262	4	1	205.0
10-15-22	at Oklahoma	16-27	59.3	265	4	2	175.8
10-22-22	at Baylor	16-27	59.3	232	1	0	143.7
11-5-22	Oklahoma State	18-23	78.3	203	2	0	181.1
11-12-22	at Texas Tech	17-28	60.7	270	3	1	169.9
11-19-22	Texas	1-3	33.3	12	0	0	66.9
11-26-22	at Kansas State	1-1	100.0	12	0	0	200.8
12-28-22	vs. Arkansas	0-1	0.0	0	0	0	0.0
2022		87-136	64.0	1,280	14	4	171.1
Career		189-318	59.4	2,532	20	10	139.6

Career Highs: Completions - 19 (at Duke, 9-25-21), Attempts - 32 (at Duke, 9-25-21), Yards - 323 (at Duke, 9-25-21), Touchdowns - 4 (Two times, MR at Oklahoma, 10-15-22), Rate -234.4 (vs. Tennessee Tech, 9-2-22).

Career Rushing Stats

Date	Opponent	No.	Yds.	TD	Avg.
9-3-2021	South Dakota	15	54	0	3.6
9-10-21	at Coastal Carolina	13	102	2	7.8
9-18-21	Baylor	12	62	0	5.2
9-25-21	at Duke	15	51	0	3.6
10-2-21	at Iowa State	5	19	0	3.8
10-16-21	Texas Tech	5	14	0	2.8
10-21-21	Oklahoma	14	59	0	4.2
10-30-21	at Oklahoma State	9	24	0	2.7
11-6-21	Kansas State	3	13	0	4.3
11-20-21	at TCU	1	1	0	1.0
2021		92	402	2	4.4
9-2-22	Tennessee Tech	2	16	1	8.0
9-24-22	Duke	1	1	0	1.0
10-1-22	Iowa State	2	2	0	1.0
10-8-22	TCU	7	34	0	4.9
10-15-22	at Oklahoma	10	41	0	4.1
10-22-22	at Baylor	8	25	1	3.1
11-5-22	Oklahoma State	4	93	1	23.2
11-12-22	at Texas Tech	4	10	1	2.5
2022		38	222	4	5.8
Career		130	622	6	4.8

Career Highs: Rushes - 15 (Two times, MR at Duke, 9-25-21), Yards - 102 (at Coastal Carolina, 9-10-21), Touchdowns - 2 (at Coastal Carolina, 9-10-21), Long - 73 (vs. Oklahoma State, 11-5-22).



9
AUSTIN BOOKER
Defensive Line | 6'6" | 245 | TR | RS-Sophomore
Greenwood, Ind. | Center Grove HS

2022 (at Minnesota): Made his Minnesota debut against Colorado and had one tackle for loss ... Saw playing time against Rutgers ... Played at Nebraska ... Made one tackle against Northwestern ... Saw game action against Iowa and at Wisconsin.

2021 (at Minnesota): Did not see game action.

High School: Attended Center Grove High School in Greenwood, Indiana ... Wore No. 94 for the Trojans ... Helped lead his team to the 2020 Class 6A Indiana state title ... As a junior, recorded 67 tackles and eight sacks ... Consensus three-star recruit ... Also played basketball ... Coached by Eric Moore ... Ranked as the No. 31 strong-side defensive end in the nation and the No. 9 overall recruit in Indiana by 247Sports.

Personal: Son of Duaine and Katie Booker ... Has two siblings, Ariana and Aubrie ... Father, Duaine, played college football at Liberty University and Taylor University ... Mother, Katie, played college basketball at Taylor University.



10
JAYSON GILLIOM
Safety | 6'2" | 215 | 1L | RS-Sophomore
Suwanee, Ga. | North Gwinnett HS

2022: Did not see any game action, red-shirted.

2021: True Freshman who saw playing time in all 12 games for the Jayhawks, while starting three of those games ... Had 18 tackles (14 solo, four assisted) and one pass break up ... South Dakota: Saw his first playing time in the season opener, recording a season high two tackles (both solo) ... at Coastal Carolina: Saw action, did not record any stats ... Baylor: Posted one solo tackle against the Bears ... at Duke: Contributed against the Blue Devils, did not record any stats ... at Iowa State: Made first start of the season against the Cyclones ... Made one solo tackle ... Texas Tech: Tallied two tackles (one solo, one assisted) ... Oklahoma: Saw action against the Sooners ... Made two tackles (one solo, one assisted) ... at Oklahoma State: Recorded two tackles (both solo) ... Kansas State: Posted a tackle (solo) against the Wildcats ... at Texas: Contributed to the Jayhawks 57-56 overtime win over the Longhorns ... Made one solo tackle ... at TCU: Recorded two tackles (solo) for the Jayhawks ... West Virginia: Saw action against the Mountaineers ... Tallied a new season high and career high of five tackles (three solo, two assisted).

High School: A 247 Sports composite three-star recruit...Helped lead North Gwinnett Bulldogs to 9-4 record in 2020 and a top 20 ranking in the state of Georgia...Totaled 31 tackles as a senior with a pair of tackles-for-loss...Had a 98-yard interception return for a touchdown against McEachern HS...Had 55 tackles and three tackles-for-loss as a junior in 2019 with 16 passes defended and one interception...Began his high school career at Alpharetta before transferring to North Gwinnett.

Personal: Son of Rob and Brienna Gilliom...Has one brother, Robby Jr.,...Also drew interest from Navy, California, Connecticut and others.

Career Defensive Stats

Date	Opponent	UA-At-TT	TFL	Sack	Int.	PD	FF/R
9-3-21	South Dakota	2-0-2	0-0	0-0	0	0	0/0
9-18-21	Baylor	1-0-1	0-0	0-0	0	0	0/0
10-2-21	at Iowa State	1-0-1	0-0	0-0	0	0	0/0
10-16-21	Texas Tech	1-1-2	0-0	0-0	0	0	0/0
10-23-21	Oklahoma	1-0-1	0-0	0-0	0	0	0/0
10-30-21	at Oklahoma State	2-0-2	0-0	0-0	0	0	0/0
11-6-21	Kansas State	1-0-1	0-0	0-0	0	0	0/0
11-13-21	at Texas	1-0-1	0-0	0-0	0	0	0/0
11-20-21	at TCU	2-0-2	0-0	0-0	0	0	0/0
2021		12-1-13	0-0	0-0	0	0	0/0
Career		12-1-13	0-0	0-0	0	0	0/0

Career Highs: Tackles - 2 (Four times, MR at TCU, 11-20-21).



LUKE GRIMM

Wide Receiver | 6'0" | 190 | 3L | Junior

Raymore, Mo. | Raymore-Peculiar HS

11

Career Honors: 2021: Academic All-Big 12 Football First Team.

2022: Tennessee Tech: Was targeted twice for two catches and 27 yards in season debut ... at West Virginia: Led the Jayhawks with six catches on seven targets for 66 yards in win over the Mountaineers ... at Houston: Recorded two catches for six yards in win over the Cougars ... Grabbed a touchdown in the second quarter to give Kansas the lead ... Duke: Led Kansas in receptions with four on five targets for 63 yards and a TD ... Averaged 12.6 yards-per-catch ... Iowa State: Led the Jayhawks in receptions with 46 yards on four catches ... TCU: Caught six passes on eight attempts for 73 yards and a TD ... Led the Jayhawks in receptions for third straight game ... at Oklahoma: Caught a pass for 19 yards against the Sooners ... Oklahoma State: Brought in seven catches on seven targets for 65 yards against the Cowboys ... at Texas Tech: Grabbed three catches on six targets for 29 yards and a TD ... Texas: Reeled in three catches for 22 yards and a TD ... at Kansas State: Finished with three catches for 48 yards ... Arkansas: Finished the game vs the Razorbacks with a team high ten catches for 167 yards and a TD.

2021: Saw playing time in 10 of KU's 12 games, while starting six of those games ... With 376 all-purpose yards, he had 22 receptions for 349 yards and three TDs ... South Dakota: Started against the Coyotes ... Collected 27 yards on a kick-return ... at Coastal Carolina: Saw action for the Jayhawks ... Set new season and career highs of five receptions for 75 yards ... Baylor: Made two catches for 25 yards ... at Duke: Contributed for KU, did not record any stats ... at Iowa State: Made one catch for 22 yards ... Texas Tech: Posted three catches for 33 yards and one TD ... Oklahoma: Tallied three catches for 50 yards and one TD ... at Oklahoma State: Saw action against the Cowboys ... Did not record any stats ... Kansas State: Did not see game action ... at Texas: Did not see game action ... at TCU: Recorded four catches for 39 yards and one TD ... West Virginia: Tallied four catches for 105 yards against the Mountaineers.

2020: Came on strong at the end of the season, making five of his six season appearances in the final five games of the year ... Earned two-consecutive starts at WR, at OU and vs. TCU ... Third on the team with 19 receptions for the year and second among the KU receivers with 255 yards accumulated through the air ... Averaged 13.4 yards per catch, with a long reception of 37 yards ... In a three-way tie for the team lead in receiving touchdowns with two for the season ... On the ground, carried the ball three times for a net gain of 10 yards ... Contributed one solo tackle and forced a fumble to round out his season stats. Oklahoma State: Made his collegiate debut against OSU, but did not record any stats ... at Kansas State: Recorded his first statistics of the season in the Dillons Sunflower Showdown, catching one pass from fellow freshman quarterback, Jalon Daniels, for 28 yards ... It marked the Jayhawks' longest reception of the day ... Iowa State: Playing in his third game in the Crimson and Blue, set career highs in receiving yards with 53 and receptions with four ... His 36-yard reception in the second quarter was a season high, breaking the 28-yard reception he had at Kansas State ... at Oklahoma: Forced the first fumble of his career on an Oklahoma interception return, which Earl Bostick Jr., recovered for Kansas ... His forced fumble was the first by an offensive player since Josh Ford, a wide receiver, forced a fumble against Rice (9-8-2012) ... Set a career high with 61 receiving yards, besting his 53-yard performance vs. Iowa State on four receptions, while adding two rushing attempts for 12 yards ... TCU: One of six true freshmen to start on offense for KU against the Horned Frogs ... It was his second-straight start at WR for the Jayhawks ... Caught his first-career touchdown on a 14-yard pass from Miles Kendrick with 20 seconds left in the first half ... Hauled in his second touchdown of the game on another throw from Kendrick, becoming the first KU receiver with multiple touchdown receptions in a game this season and the first since Stephon Robinson Jr., caught two against Texas Tech in 2019 ... Tied a career high in receptions and set a career high receiving yards with four receptions for 72 yards ... His previous best came against OU last week when he put up 61 yards on four receptions ... at Texas Tech: Played in his sixth game of the season in Lubbock ... Set a career high in receptions with six, hauling in those six passes for 41 yards.

High School: Ranked as the No. 7 wide receiver in the state of Missouri, according to Max Preps ... Rated as a three star recruit by Rivals.com, 247 Sports and ESPN ... Chosen as a finalist for the Thomas A. Simone award (Most Outstanding high school football player in the Kansas City Metropolitan Area) and the Otis Taylor Award (Most Outstanding wide receiver/tight end in the Kansas City Metropolitan area) ... Played in 33 games as a wide receiver for Raymore-Peculiar High School in Peculiar, Missouri, where he recorded 853 receiving yards and 10 touchdowns in 2019... Had 2,443 career receiving yards and 559 career rushing yards in three seasons at Ray-Pec.

Personal: Son of Todd and Pepper Grimm ... Has one sister, Maddi.

Career Receiving Stats

Date	Opponent	No.	Yds.	TD	Avg.
10-24-20	at Kansas State	1	28	0	28.0
10-31-20	Iowa State	4	53	0	13.3
11-7-20	at Oklahoma	4	61	0	15.3
11-28-20	TCU	4	72	2	18.0
12-5-20	at Texas Tech	6	41	0	6.8
2020		19	255	2	13.4
9-10-21	at Coastal Carolina	5	75	0	15.0
9-18-21	Baylor	2	25	0	12.5
10-2-21	at Iowa State	1	22	0	22.0
10-16-21	Texas Tech	3	33	1	11.0
10-23-21	Oklahoma	3	50	1	16.7
11-20-21	at TCU	4	39	1	9.8
2021		18	244	3	13.6
9-2-22	Tennessee Tech	2	27	0	13.5
9-10-22	at West Virginia	6	66	0	11.0
9-17-22	at Houston	2	6	1	3.0
9-24-22	Duke	5	63	1	12.6
10-1-22	Iowa State	4	46	0	11.5
10-8-22	TCU	6	73	1	12.2
10-15-22	at Oklahoma	1	19	0	19.0
11-5-22	Oklahoma State	7	65	0	9.3
11-12-22	at Texas Tech	3	21	1	7.0
11-19-22	Texas	3	22	1	7.3
11-26-22	at Kansas State	3	48	0	16.0
12-28-22	vs. Arkansas	10	167	1	16.7
2022		52	623	6	12.0
Career		93	1,227	11	13.2

Career Highs: Receptions - 10 (vs. Arkansas, 12-28-22), Yards - 167 (vs. Arkansas, 12-28-22), Touchdowns - 2 (vs. TCU, 11-28-20), Long - 48 (vs. TCU, 11-28-20).

Career Rushing Stats

Date	Opponent	No.	Yds.	TD	Avg.
11-7-20	at Oklahoma	2	12	0	6.0
11-28-20	TCU	1	-2	0	-2.0
2020		3	10	0	3.3
Career		3	10	0	3.3

Career Highs: Rushes - 2 (at Oklahoma, 11-7-20), Yards - 12 (at Oklahoma, 11-7-20)

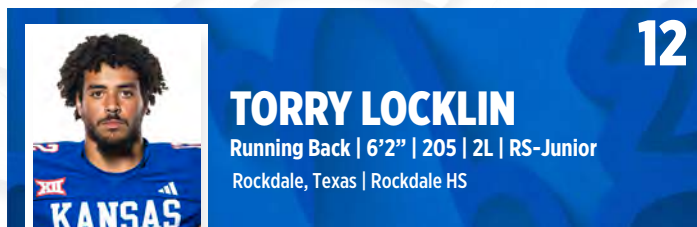
Career Kick Return Stats

Date	Opponent	No.	Yds.	TD	Avg.
9-3-21	South Dakota	1	27	0	27.0
2021		1	27	0	27.0
Career		1	27	0	27.0

Career Highs: Returns - 1 (vs. South Dakota, 9-3-21), Yards - 27 (vs. South Dakota, 9-3-21).



11 LUKE GRIMM



TORRY LOCKLIN

Running Back | 6'2" | 205 | 2L | RS-Junior

Rockdale, Texas | Rockdale HS

2022: at West Virginia: Recorded a tackle (solo) ... Recovered a fumble against the Mountaineers ... at Houston: Made an appearance against Houston ... Grabbed a catch on one target for a 60-yard touchdown play ... Led both teams with 60 yards receiving ... Also had the game-long play with his 60-yard touchdown reception ... Iowa State: Recovered a fumble for his second of the season in win over the Cyclones ... TCU: Did not record any stats ... at Oklahoma: Caught a pass for eight yards against the Sooners ... at Baylor: Recorded a solo tackle ... Oklahoma State: Did not record any stats ... at Texas Tech: Did not record any stats ... Texas: Rushed the ball three times for 10 yards ... Caught a pass for 14 yards and a TD ... Made a solo tackle against the Longhorns ... at Kansas State: Rushed six times for 17 yards ... Reeled in both his targets for 23 yards ... Arkansas: Had three catches for 50 yards ... Made a solo tackle in the Liberty Bowl vs the Razorbacks.

2021: Played in nine out of 12 games for the Jayhawks ... With 141 all-purpose yards, he had three receptions for 24 yards and one touchdown ... Also had 36 carries for 117 yards and two touchdowns... Had season high games at Duke followed by Iowa State ... Recorded his first career TDs against the Blue Devils with a reception for 20 yards and seven carries for 47 yards ... Posted 12 rushes for 39 yards and one TD against the Cyclones.

2020: Played in three of the Jayhawks' nine games of the season ... Did not record any statistics for the year. Saw playing time in each of the first two games of the season (Coastal Carolina and at Baylor) but did not record any stats ... at West Virginia: Played for the Jayhawks in Morgantown without recording any statistics.

2019: Saw playing time in four of KU's games in the second half of the season as a true freshman ... Carried the ball three times for the Jayhawks, gaining four yards on the ground. at Texas: Made his Jayhawk debut ... Carried the ball twice for KU, gaining a yard on each attempt ... Texas Tech: Saw playing time in the Jayhawks' Homecoming victory over the Red Raiders, but did not record any stats ... Kansas State: Did not record any statistics while on the field for Kansas during the annual Dillons Sunflower Showdown ... at Iowa State: Made his fourth appearance as a Jayhawk in Ames ... Carried the ball once on the day, which was good enough to tie his season and career high of two yards.

High School: Garnered a three-star rating by 247Sports and ESPN ... Lead Rockdale HS to a 13-3 record winning the Texas 3A state championship in 2017 ... Named TWSA 3A Offensive Player of the Year ... Passed for 2,536 yards with 27 touchdowns and rushed for 2,434 yards with 32 touchdowns ... Played under head coach Jeff Miller at Rockdale HS.

Personal: Son of Kelly and Kerry Locklin ... Plans to major in business ... Father, Kerry, played tight end at New Mexico State and then went on to play for the Los Angeles Rams and Denver Broncos of the NFL ... Kerry Locklin is currently a defensive line coach for the Toronto Argonauts of the CFL, and has also coached at Utah, Morehead State, Eastern Michigan, Fresno State, New York Jets and his alma mater New Mexico State ... Chose Kansas over offers from New Mexico State and Iowa State.

Career Rushing Stats

Date	Opponent	No.	Yds.	TD	Avg.
10-19-19	at Texas	2	2	0	1.0
11-23-19	at Iowa State	1	2	0	2.0
2019		3	4	0	1.3
9-3-21	South Dakota	5	8	0	1.6
9-10-21	at Coastal Carolina	3	11	0	3.7
9-18-21	Baylor	2	0	0	0.0
9-25-21	at Duke	7	47	1	6.7
10-2-21	at Iowa State	12	39	1	3.3
10-16-21	Texas Tech	3	8	0	2.7
10-23-21	Oklahoma	3	3	0	1.0
10-30-21	at Oklahoma State	1	1	0	1.0
2021		36	117	2	3.3
9-2-22	Tennessee Tech	1	3	0	3.0
9-24-22	Duke	2	2	0	1.0
11-19-22	Texas	3	10	0	3.3
11-26-22	at Kansas State	6	17	1	2.8
2022		12	32	1	2.7
Career		51	153	3	1.8

Career Highs: Rushes - 12 (at Iowa State, 10-2-21), Yards - 47 (at Duke, 9-25-21), Touchdowns - 1 (Three times, MR at Kansas State, 11-26-22), Long - 36 (at Duke, 9-25-21).

Career Receiving Stats

Date	Opponent	No.	Yds.	TD	Avg.
9-25-21	at Duke	1	20	1	20.0
10-2-21	at Iowa State	1	1	0	1.0
11-6-21	Kansas State	1	3	0	3.0
2021		3	24	1	8.0
9-17-22	at Houston	1	60	1	60.0
10-15-22	at Oklahoma	1	8	0	8.0
11-19-22	Texas	1	14	1	14.0
11-26-22	at Kansas State	2	23	0	11.5
12-28-22	vs. Arkansas	3	50	0	16.7
2022		8	155	2	19.4
Career		11	179	3	16.3

Career Highs: Receptions - 3 (vs. Arkansas, 12-28-22), Yards - 60 (at Houston, 9-17-22), Touchdowns - 1 (Three Times, MR vs. Texas, 11-19-22), Long - 60 (at Houston, 9-17-22).



DYLAN BROOKS

Defensive End | 6'4" | 232 | TR | RS-Sophomore

Roanoke, Ala. | Handley HS/Auburn

2022 (at Auburn): Backup to Derick Hall at rush end ... played in nine games ... first tackle came against Mercer ... fumble recovery at Mississippi State ... sack against Western Kentucky

2021 (at Auburn): Did not see game action

High School: Explosive defender from Class 4A state champion Handley High ... totaled 51 tackles, 5.5 sacks and 16 caches for 212 yards and 4 TD as a tight end as a senior for Coach Larry Strain and the Tigers ... Alabama-Mississippi All-Star Game selection ... first team class 4A all-state as a junior and senior ... ASWA state lineman of the year finalist ... Under Armour All-American Game ... recorded 64 tackles, 14 TFL as a junior ... AL.com, AHSAA and MaxPreps all-state ... ESPN rates him the No. 1 prospect in Alabama, while 24/7 ranks him No. 2 ... Rivals and 24/7 have him third nationally at his position; ESPN rates him No. 4 nationally ... also a basketball letterman

Personal: Son of Stacey Brooks ... studying in the College of Liberal Arts



KEATON KUBECKA

Wide Receiver | 6'2" | 198 | HS | Freshman

Austin, Texas | Westlake HS

High School: A 247 Sports and Rivals 3-star recruit...Had a strong senior year with 53 catches for 828 yards and nine touchdowns in 15 games played...Helped team to a 14-1 record as a senior and a spot in the 6A state championship game...Member of the 2020 and 2021 state championship squads...Finished high school career with 99 catches for 1,654 yards and 23 touchdowns...Played for Coach Tony Salazar...High school had a 56-game winning streak.

Personal: Son of Lori and Mike Winkelmann...Hobbies include playing the guitar and playing basketball and golf.



14

JALEN DYE

Safety | 6'0" | 195 | TR | RS-Sophomore
San Diego, Calif. | Cathedral Catholic HS/Palomar College

Palomar College: Played one season at Palomar ... Earned first team all-conference honors and was named the defensive MVP of team's bowl game ... Finished with 52 tackles, four interceptions, four pass breakups and one forced fumble.

High School: Prepped at Cathedral Catholic High School...Advanced to state championship game as a senior ... Named Honor Bowl MVP ... Had 11 solo tackles as a senior in nine games ... Also played two seasons of baseball.

Personal: Parents are Jermaine and Tricia Dye ... Jermaine played 14 years of Major League Baseball, including five seasons with the Kansas City Royals ... Has two siblings, Devin and Tiara.



14

MIKEY PAULEY

Quarterback | 6'5" | 220 | TR | RS-Freshman
Overland Park, Kan. | Blue Valley Northwest/Nebraska

2022 (at Nebraska): Did not play in a game in 2022.

High School: Pauley is on both the football and baseball rosters at Nebraska after being a three-sport standout at Blue Valley Northwest High School. Pauley was a four-year letterwinner in football, basketball and baseball ... On the gridiron, Pauley was an all-state quarterback. He completed 57 percent of his passes while throwing for 5,173 yards and 54 touchdowns in his career, according to MaxPreps ... Pauley also rushed for 2,326 yards and 38 touchdowns for the Huskies. He accumulated nearly 7,500 yards of total offense in his high school career with 88 total touchdowns ... As a senior, Pauley threw for 1,945 yards, rushed for 1,214 yards and accounted for 45 total touchdowns to help Blue Valley Northwest to a 12-1 record and the school's first state title. For his efforts, Pauley won the 2021 Thomas A. Simone Award, presented to the best high school football player in Kansas City and was the MaxPreps Kansas Player of the Year in 2022 ... Pauley had 1,369 passing yards, 571 rushing yards and 25 total touchdowns as a junior ... In his first season as the Huskies' starting quarterback, Pauley passed for 1,861 yards, rushed for 532 yards and accounted for 22 total touchdowns as a sophomore ... On the baseball diamond, Pauley hit .320 with eight home runs as a junior for Blue Valley Northwest. He was part of the Huskies program that won a regional championship in 2018 ... Pauley was ranked as the No. 1 catcher in Kansas by Perfect Game ... He was also part of Northwest's 6A state championship basketball team in 2018, a regional title in 2019, a sectional title in 2020 and a State Championship Runner-up in 2022 ... Pauley was a three-star football recruit ranked among the top 15 prospects in the state of Kansas. He signed his National Letter of Intent with the Nebraska baseball program, spurning multiple football scholarship offers.

Personal: Mikey was born on Oct. 27, 2003, and he is the son of Dale and Sabrina Pauley.




15

COLE BALLARD

Quarterback | 6'2" | 210 | HS | Freshman
Westfield, Ind. | Westfield HS

High School: Played at Westfield high school under head coach Jake Gilbert ... Was named to the 6A All-State Team ... Was named an All-Academic Player for the 2022 season in Indiana ... During the 2022 season he completed 133-of-210 passing for 1,654 yards and 11 touchdowns, while rushing for 655 yards and 13 touchdowns.

Personal: Son of Chris and Kristin Ballard ... Has one sibling, Jake Gilbert ... Father, Chris, is the General Manager for the Indianapolis Colts.



15

CRAIG YOUNG

Linebacker | 6'3" | 225 | 1L | RS-Senior
Fort Wayne, Ind. | Wayne HS/Ohio State

Career Honors: 2023: Preseason All-Big 12 Fourth Team (Athlon, Phil Steele)

2022: Tennessee Tech: Started for Kansas at safety ... Recorded two tackles in season-opener (one solo, one assisted) ... at West Virginia: Logged seven tackles against the Mountaineers (two solo, five assisted) ... Recorded two pass breakups ... Duke: Compiled five tackles in win over the Blue Devils (four solo, one assisted) ... Iowa State: Recorded five tackles (solo) against the Cyclones ... Sacked the QB for a loss of eight yards ... Also had a QBH in the Jayhawks' win ... TCU: Made five tackles (four solo, one assisted) ... Had a TFL for three yards and one QB hurry ... at Oklahoma: Recorded three tackles (two solo, one assisted) ... Compiled a sack for a six-yard loss ... at Baylor: Recorded first interception as a Jayhawk for 15 yards ... Made four tackles (two solo, two assisted) ... Oklahoma State: Assisted on a sack against the Cowboys to finish with five tackles (four solo, one assisted) ... at Texas Tech: Made four tackles (three solo, one assisted) ... Texas: Logged three tackles against the Longhorns (one solo, two assisted) ... at Kansas State: Led the Jayhawks in tackles with eight (seven solo, one assisted) ... Forced a fumble ... Had a sack for a loss of five yards ... Recorded a pass breakup and hurried the QB once ... Arkansas: Finished with two tackles, both being assisted, vs the Razorbacks in the AutoZone Liberty Bowl.

2021 (at Ohio State): Played in all 12 games for the Buckeyes with 15 total tackles and nine solo stops ... Had a 70-yard pick-six interception return against Maryland ... Posted a season-high five tackles at Rutgers ... Had three stops in 56-7 win over No. 7 Michigan State.

2020 (at Ohio State): Had five tackles in four games ... Played in the first four games of the season ... Had four solo tackles in 49-27 win against Rutgers.

2019 (at Ohio State): Appeared in 10 games, mostly on special teams for the Buckeyes as a true freshman ... Had three tackles in win over Maryland and one tackle apiece against Northwestern and Miami (Ohio).

High School: Consensus three-star prospect ... Prepped at Wayne High School for coach Derrick Moore ... Played on both sides of the ball, catching 35 passes for 700 yards and 12 touchdowns as a receiver during his senior season ... Two-time member of the WANE-TV Fab 15 ... Three-sport athlete, who also played basketball and ran track ... Won the sectional 100-meter and 200-meter sprints during his junior season.

Personal: Parents are Antoinette and Shabaka Young.

Career Defensive Stats

Date	Opponent	UA-At-TT	TFL	Sack	Int.	PD	FF/R
9-2-22	Tennessee Tech	1-1-2	0-0	0-0	0	0	0/0
9-10-22	at West Virginia	2-5-7	0-0	0-0	0	2	0/0
9-17-22	at Houston	7-0-7	1.0-2	1.0-2	0	0	0/0
9-24-22	Duke	4-1-5	0-0	0-0	0	0	0/0
10-1-22	Iowa State	5-0-5	1.0-8	1.0-8	0	0	0/0
10-8-22	TCU	4-1-5	1.0-3	0-0	0	0	0/0
10-15-22	at Oklahoma	2-1-3	1.0-6	1.0-6	0	0	0/0
10-22-22	at Baylor	2-2-4	0-0	0-0	1	1	0/0
11-5-22	Oklahoma State	4-1-5	0.5-2	0.5-2	0	0	0/0
11-12-22	at Texas Tech	3-1-4	0-0	0-0	0	0	0/0
11-19-22	Texas	1-2-3	0-0	0-0	0	0	0/0
11-26-22	at Kansas State	7-1-8	1.0-5	1.0-5	0	1	1/0
12-28-22	vs. Arkansas	0-2-2	0-0	0-0	0	0	0/0
2022		42-18-60	5.5-26	4.5-23	1	4	1/0
Career		42-1-60	5.5-26	4.5-23	1	4	1/0


Career Highs: Tackles - 8 (at Kansas State, 11-26-22), Pass Deflections - 2 (at West Virginia, 9-10-22), Sacks - 1.0 (Four Times, MR at Kansas State, 11-26-22), Interceptions - 1 (at Baylor, 10-22-22), Forced fumbles - 1 (at Kansas State, 11-26-22)



16
LOGAN BRANTLEY
 Linebacker | 6'2" | 211 | HS | Freshman
 Denver, Colo. | Cherry Creek HS

High School: A 247 Sports and Rivals three-star recruit ... Helped lead his team to a 5A state championship his senior year with a 24-17 win over Valor Christian ... Coached by former NFL receiver Dave Logan ... Totaled 53 tackles his senior season with 20 solo stops ... Posted six interceptions and six tackles-for-loss as a senior...Selected to the Denver Post's 2022 All-Colorado Football Team ... Named 2022 All-Centennial League First-Team.

Personal: Son of Wyndy Brantley ... Has three siblings, Carson, Davenport and Skyler ... Hobbies include video games and hanging with friends.



16
BEN EASTERS
 Quarterback | 6'3" | 215 | RS | RS-Sophomore
 Brownsburg, Ind. | Brownsburg HS

2021: Did not see game action.


High School: A 247 Sports and Rivals three-star recruit ... Coached by John Hart ... Led team to 8-2 record in 2020 and a No. 5 ranking in the state of Indiana by MaxPreps...Threw for 1,842 yards and 13 touchdowns as a senior ... Had his best game of the year against Zionsville, where he completed 20 of 27 passes for 338 yards and five touchdowns to no interceptions...Threw for 1,816 yards and 23 touchdowns to just four interceptions as a junior at Brownsburg.

Personal: Son of Beth and Lloyd Easters ... Has one brother, Nick, and one sister, Julia ... Also drew interest from Bowling Green, Indiana and others...Plans to major in business.



17
JADEN HAMM
 Tight End | 6'6" | 245 | HS | Freshman
 Eudora, Kan. | Eudora HS

High School: Rated a three-star recruit by Rivals and 247Sports and a four-star by ESPN ... Rated as the fifth best player in Kansas and the 25th overall tight end in the country ... Named Class 4A All-State as a senior ... Had nine catches for 131 yards and four touchdowns as a tight end, while also tallying 41 tackles, 4.0 tackles-for-loss, 2 sacks, 1 forced fumble and 1 fumble recovery for a touchdown as a senior.



17
AKILI HUBBARD
 Safety | 6'2" | 205 | TR | Junior
 Bellflower, Calif. | Bellflower HS/Golden West College

Previous: Spent the 2022 season at Golden West College in Huntington Beach, California, coached by head coach Nick Mitchell ... Helped Golden West to a 9-2 record in 2022, as Golden West's defense led the country in interceptions with 25 ... Accumulated 18 tackles and four interceptions in his season with Golden West ... Played at Golden West with fellow Jayhawk Alex Raich.



18
KALON GERVIN
 Cornerback | 5'11" | 195 | TR | RS-Junior
 Detroit, Mich. | Cass Technical HS/Michigan State

2022: Tennessee Tech: Recorded two tackles in season opener (one solo, one assisted) ... at West Virginia: Compiled four tackles against the Mountaineers (three solo, one assisted) ... at Houston: Saw action against the Cougars ... Broke-up a pass attempt ... Duke: Recorded three tackles (solo) in win over the Blue Devils ... Iowa State: Grabbed three tackles (solo) in win over the Cyclones ... at Oklahoma: Made five tackles (three solo, two assisted) against the Sooners ... at Baylor: Recorded a solo tackle ... Oklahoma State: Recorded a solo tackle-for-loss and broke-up a pass attempt ... at Texas Tech: Broke-up a pass attempt against the Red Raiders ... at Kansas State: Had one solo tackle vs the Wildcats ... Arkansas: Finished with one solo tackle in the Liberty Bowl vs the Razorbacks.

2021 (at Michigan State): Played in four games with two starts, before going in the transfer portal...Started against Northwestern and Youngstown State...Posted eight solo tackles at Northwestern...Had two solo stops against Miami (Fla.)...Finished Michigan State career with 22 career games and nine career starts at cornerback.

2020 (at Michigan State): Started six games for the Spartans ... Played the fifth-most snaps on the defense...named a Big Ten Distinguished Scholar ... Had four tackles apiece against Penn State, Ohio State, Northwestern, Iowa and Rutgers ... Broke up two passes at Michigan and had two tackles in 27-24 win over the 13th-ranked Wolverines ... Broke up a pass against No. 8 Northwestern in 29-20 win ... Broke up one pass at Penn State.

2019 (at Michigan State): Played in 10 games with one start...Finished with eight total tackles ... Had a season-high three tackles against Western Michigan in 51-17 win ... Posted two tackles at Michigan.

2018 (at Michigan State): Played in three games and utilized redshirt season ... Appeared against Northwestern, Rutgers and Oregon.

High School: Prepped at Cass Technical...Ranked as the top player in the state of Michigan by Rivals.com, ESPN.com and the Detroit Free Press ... Ranked as the 113th best player in the country by Rivals ... 247 Sports ranked him as the 260th best player in the country ... Selected to play in Under Armour All-America Game in Orlando...Named Associated Press Division I Player of the Year ... Named to Detroit Free Press and Detroit News Dream Team ... Chosen to USA Today's All-Michigan First Team.

Personal: Son of Djuna Baker ... Interned with Detroit PAL (Police Action League) during the summer of 2021.


Career Defensive Stats

Date	Opponent	UA-At-TT	TFL	Sack	Int.	PD	FF/R
9-2-22	Tennessee Tech	1-1-2	0-0	0-0	0	0	0/0
9-10-22	at West Virginia	3-1-4	0-0	0-0	0	0	0/0
9-17-22	at Houston	0-0-0	0-0	0-0	0	1	0/0
9-24-22	Duke	3-0-3	0-0	0-0	0	0	0/0
10-1-22	Iowa State	3-0-3	0-0	0-0	0	0	0/0
10-15-22	at Oklahoma	3-2-5	0-0	0-0	0	0	0/0
10-22-22	at Baylor	1-0-1	0-0	0-0	0	0	0/0
11-5-22	Oklahoma State	1-0-1	1.0-1	0-0	0	1	0/0
11-12-22	at Texas Tech	0-0-0	0-0	0-0	0	1	0/0
11-19-22	Texas	0-0-0	0-0	0-0	0	1	0/0
11-26-22	at Kansas State	1-0-1	0-0	0-0	0	0	0/0
12-28-22	vs. Arkansas	1-0-1	0-0	0-0	0	0	0/0
2022		17-4-21	1.0-1	0-0	0	4	0/0
Career		17-4-21	1.0-1	0-0	0	4	0/0

Career Highs: Tackles - 5 (at Oklahoma, 10-15-22), Pass Deflections - 1 (Four Times, MR vs. Texas, 11-19-22), Tackles for loss - 1.0 (vs. Oklahoma State, 11-5-22).



18
JACK JACKSON
 Quarterback | 6'3" | 195 | RS | RS-Sophomore
 Dallas, Texas | Highland Park HS



19

TJ CREWS IV

Quarterback | 6'0" | 190 | HS | Freshman
Lenexa, Kan. | Christ Prep Academy

High School: Prepped at Christ Prep Academy in Lenexa, Kansas under head coach Tom Hurley ... Was named the offensive MVP for the team in 2022 ... Scored a team-high 15 touchdowns as a senior ... Helped Christ Prep to a 5-5 record in 2023 and was named to the National Home School Football All-Star Game in 2022.

Personal: Son of Ted and Michelle Crews ... Has two siblings, Olivia and Dean.



19

TRISTIAN FLETCSER

Linebacker | 6'0" | 225 | 1L | RS-Sophomore
Cypress, Texas | Cy Ridge HS/Trinity Valley CC

2022: Tennessee Tech: Recorded a solo tackle against the Golden Eagles. at West Virginia: Did not record any stats ... at Texas Tech: Made a solo tackle.

Career Defensive Stats

Date	Opponent	UA-At-TT	TFL	Sack	Int.	PD	FF/R
11-12-22	at Texas Tech	1-0-1	0-0	0-0	0	0	0/0
2022		1-0-1	0-0	0-0	0	0	0/0
Career		1-0-1	0-0	0-0	0	0	0/0

Career Highs: Tackles - 1 (at Texas Tech, 11-12-22).



20

DONOVAN GAINES

Linebacker | 5'10" | 220 | 1L | RS-Sophomore
Moore, Okla. | Southmoore HS

2022: Duke: Did not record any stats ... Iowa State: Did not record any stats ... TCU: Made a tackle (solo) against the Horned Frogs ... at Oklahoma: Recorded a solo tackle against the Sooners ... Texas: Recorded a solo tackle.

2021: Saw action in a pair of home games – Kansas State and West Virginia...Played on special teams.

2020: Did not see game action.

High School: Played at Southmoore high school under head coach Jeremy Stark ... Also played on the school's baseball team ... Was named to the All-State first team on defense in 2019 ... Cousin, Daniel Hishaw Jr., also plays for the Jayhawks.

Personal: Son of David and Shiral Gaines ... Has two siblings, David and Mya ... Plans to major in Architecture.

Career Defensive Stats

Date	Opponent	UA-At-TT	TFL	Sack	Int.	PD	FF/R
10-8-22	TCU	1-0-1	0-0	0-0	0	0	0/0
10-15-22	at Oklahoma	1-0-1	0-0	0-0	0	0	0/0
11-19-22	Texas	1-0-1	0-0	0-0	0	0	0/0
2022		3-0-3	0-0	0-0	0	0	0/0
Career		3-0-3	0-0	0-0	0	0	0/0

Career Highs: Tackles - 1 (Three Times, MR vs. Texas, 11-19-22).



20

DANIEL HISHAW JR.

Running Back | 5'10" | 220 | 2L | RS-Sophomore
Moore, Okla. | Moore HS

2022: Tennessee Tech: Rushed for 56 yards and a TD on five carries ... Targeted once for a five-yard reception ... at West Virginia: Rushed for 63 yards and two TDs against the Mountaineers ... Averaged 6.3 yards per carry on 10 rushes ... at Houston: Produced consistently for the Jayhawks in win over the Cougars ... Rushed for 51 yards and a TD on 11 carries ... Also caught a pass for 17 yards ... Averaged 4.6 yards per play on the ground ... Duke: Recorded career-long TD play on a 73-yard catch and run ... Rushed for 61 yards on 10 carries ... Led the Jayhawks in all-purpose yards with 134 ... Averaged 6.1 yards/carry ... Iowa State: Carried the ball eight times for 28 yards and a TD for his sixth of the season.

2021: Did not see any game action.

2020: The team's second-leading rusher this fall, accumulating 229 net yards on 52 carries, good for an average of 4.4 yards per carry ... The freshman RB found the end zone twice in his first season donning the Crimson and Blue ... His long rush of the season went for 47 yards and he averaged 28.6 yards per game ... Through the air, he caught five passes for a total of 28 yards, good for an average of 5.6 yards per reception ... On kickoffs, returned four for 45 yards, good for an 11.2 average, with a long return of 19 yards. Coastal Carolina: Made his collegiate debut against the Chanticleers ... Carried the ball two times for two yards ... at Baylor: Rushed the ball once against the Bears in Waco ... Oklahoma State: Gained 51 yards on five carries, with a long rush of 15 yards, against OSU, new career bests in all categories ... at West Virginia: Saw playing time in Morgantown but did not record any statistics ... at Kansas State: In the starting lineup at running back for the first time this season and in his collegiate career ... Carried the ball six times for a total of 14 yards ... Has appeared in all 5 games this season, rushing a total of 14 times for 67 yards ... Iowa State: Scored his first-career touchdown as a Jayhawk in the second quarter against the Cyclones for KU's first touchdown of the game ... Has played in each of the team's first six games of the season, rushing a total of 20 times for 69 yards ... at Oklahoma: In the third quarter, recorded a 47-yard rush, a career long ... It was the second-longest rush by a Jayhawk this season and the longest rush that didn't result in a touchdown ... Also set new career highs in rushing yards (73) and attempts (10); his previous bests were six rushes (accomplished on two occasions) and 51 yards ... at Texas Tech: Made his third start (at RB) while playing in his eighth game of the season for the Jayhawks ... In the fourth quarter he found the end zone on a 12-yard touchdown run, the second of his career ... The TD gives him two in his last three games ... Registered a career high in rushing attempts and yards, carrying 22 times for 87 yards ... His previous high of 10 carries for 73 yards came at Oklahoma (11/7) ... Also caught three passes from QB Miles Kendrick for a gain of 21 yards through the air.

High School: Rated as a three star recruit by Rivals.com, 247 Sports and ESPN ... Ranked No. 25 in the state of Oklahoma, according to 247 Sports ... Played in 36 games for Moore HS for head coach Brad Hill, where he rushed for 1,099 yards in his senior season ... Recorded 2,544 career rushing yards and 45 touchdowns ... Averaged 91.6 yards per game and 6.4 yards per carry his senior year ... Named the overall or offensive player of the game six games in a row in 2019 ... Earned Most Valuable Player of District 6A-I-2 in 2019.

Personal: Son of Toddrick and Shirley Noel ... Has three siblings: one brother, Jawaun, and two sisters, Tiara and Brooklyn ... Has yet to decide upon a major ... His cousin, Donovan Gaines, also plays for the Jayhawks ... Chose Kansas over offers from Eastern Michigan, Nevada, North Texas, Southern Miss and others.

Career Rushing Stats

Date	Opponent	No.	Yds.	TD	Avg.
9-12-20	Coastal Carolina	2	2	0	1.0
9-26-20	at Baylor	1	0	0	0.0
10-3-20	Oklahoma State	5	51	0	10.2
10-24-20	at Kansas State	6	14	0	2.3
10-31-20	Iowa State	6	2	1	0.3
11-7-20	at Oklahoma	10	73	0	7.3
12-5-20	at Texas Tech	22	87	1	4.0
2020		55	229	2	4.4
9-2-22	Tennessee Tech	5	56	1	11.2
9-10-22	at West Virginia	10	63	2	6.3
9-17-22	at Houston	11	51	1	4.6
9-24-22	Duke	10	64	0	6.4
10-1-22	Iowa State	8	28	1	3.5
2022		44	262	5	6.0
Career		96	491	7	5.1

Career Highs: Rushes - 22 (at Texas Tech, 12-5-20), Yards - 87 (at Texas Tech, 12-5-20), Touchdowns - 2 (at West Virginia, 9-10-22), Long - 47 (at Oklahoma, 11-7-20).

Career Receiving Stats

Date	Opponent	No.	Yds.	TD	Avg.
10-24-20	at Kansas State	1	9	0	9.0
10-31-20	Iowa State	1	-2	0	-2.0
12-5-20	at Texas Tech	3	21	0	7.0
2020		5	28	0	5.6
9-2-22	Tennessee Tech	1	5	0	5.0
9-17-22	at Houston	1	17	0	17.0
9-24-22	Duke	1	73	1	73.0

Career Highs: Receptions - 3 (at Texas Tech, 12-5-20), Yards - 73 (vs. Duke, 9-24-22), Touchdowns - 1 (vs. Duke, 9-24-22), Long - 73 (vs. Duke, 9-24-22).



22

BRIAN DILWORTH
 Cornerback | 5'11" | 180 | RS | RS-Freshman
 Hollywood, Fla. | Chaminade-Madonna Prep

2022: Arkansas: Finished the game vs the Razorbacks with one tackle.

High School: Rated as a three star by Rivals and 247 Sports out of Chaminade-Madonna Prep, where he is a three-sport athlete between football, volleyball and basketball ... Was named a Miami Herald 5A-Ind first-team selection in 2020 after helping Chaminade-Madonna reach the 3A championship ... Recorded seven interceptions, two pass breakups and 29 tackles, in 2020 ... In 2019, he started as a sophomore, leading the Lions to the 3A state title ... Recorded three interceptions and two forced fumbles as a sophomore ... Received offers from Auburn, Arkansas and Boston College, among others.

Career Defensive Stats

Date	Opponent	UA-At-TT	TFL	Sack	Int.	PD	FF/R
12-28-22	vs. Arkansas	0-1-1	0-0	0	0	0	0/0
2022		0-1-1	0-0	0	0	0	0/0
Career		0-1-1	0-0	0-0	0	0	0/0

Career Highs: Tackles - 1 (vs. Arkansas, 12-28-22).



23

MASON ELLIS
 Safety | 6'2" | 205 | RS | RS-Freshman
 Mulvane, Kan. | Mulvane HS

2022: Did not see any game action, redshirted.

High School: A 247 Sports 3-star recruit...Rated as a 2-star recruit by Rivals.com...Prepped at Mulvane High School for Coach Daniel Myers...Sports in Kansas first-team all-state as a senior...First-team all-conference and county as a senior...As a senior, totaled 37.5 tackles, 12 pass breakups and four interceptions...Also played quarterback for Mulvane and threw for 1,569 yards and 13 touchdowns, while rushing for 1,152 yards and 21 touchdowns on 183 carries.

Personal: Son of Jeff and Shannon Ellis.



24

REIS VERNON
 Punter | 6'2" | 195 | 3L | Junior
 Bixby, Okla. | Bixby HS

Career Honors: 2021: Academic All-Big 12 Football First Team.

2022: at West Virginia: Averaged 43 yards on three punt attempts ... Stuck one punt inside the 20-yard-line ... at Houston: Punted twice for an average of 43 yards per punt ... Long of the game was 53 yards ... One punt placed inside the 20-yard line ... Duke: Punted once for 45 yards and inside the 20-yard line in win over the Blue Devils ... Iowa State: Punted six times for a total of 239 yards, averaging 39.8 yards/punt ... Stuck three punts inside the 20-yard line ... TCU: Punted three times for 125 yards, averaging 41.7 yards/punt ... Punted one inside the 20-yard line ... at Oklahoma: Punted five times for 212 yards, averaging 42.4 yards/punt ... Stuck one inside the 20-yard line ... Also recorded a punt for 60 yards ... at Baylor: Punted twice for 63 total yards ... Averaged 31.5 yards/punt ... Oklahoma State: Punted three times for 94 yards ... Stuck one punt inside the 20-yard line ... at Texas Tech: Punted twice for 96 yards ... Averaged 48 yards/punt with one sticking inside the 20-yard line ... Texas: Punted three times, averaging 39.2 yards/punt.

2021: Posted 49 punts for 1,981 yards, averaging 40.4 yards per punt on the 12-game season for KU... South Dakota: Had a season-long punt of 59 yards and two touchbacks ... Baylor: Punted a season high of eight times for 376 yards against Baylor ... Tallied 16 fair catches and six punts of 50+ yards on the season, along with seven inside the 20-yard line.

2020: Took over the team's punting duties for the final five games of the season ... Punted 38 times for 1,438 yards for an average of 37.8 yards per punt ... His long punt of the year was good for 50 yards ... He had a single touchback ... Fair catches were called on 11 of his punts ... He landed four punts within the 20-yard line ... Punted the football 50 or more yards once on the year.at Kansas State: Punted for the first time of his college career during the Dillons Sunflower Showdown, registering a 32-yard punt in the second quarter ... His five total punts accumulated 173 yards, good for a 34.6 average ... His long punt of the day went 39 yards and one landed inside the 20-yard line ... Iowa State: His 44-yard punt in the first quarter eclipsed his previous season-high 39-yard punt against Kansas State ... Later in the game, the freshman bested that mark on a 50-yard punt at the end of the first quarter against the Cyclones ... at Oklahoma: Set new career marks in punts (nine) and punt yards (331), besting his five kick and 258 yard performance vs. Iowa State (10-31-20) ... He also tallied five punts at Kansas State (10-24-20) ... TCU: Set a career high in punts and punt yards with 11 punts for 408 yards on the afternoon, besting his game last week against Oklahoma when he punted nine times for 331 yards ... at Texas Tech: Punted seven times against the Red Raiders for a total of 268 yards, good for an average of 38.3 yards per punt ... His long punt of the game went for 44 yards and he dropped one punt within the 20-yard line.

High School: Adidas All-American out of Bixby HS under head coach Loren Montgomery ... Named First Team All-State by the Tulsa World and the Oklahoman ... Was Named District 6A-II-2 Special Teams Player of the Year and First Team All-District ... Three-time Academic All-State selection.

Personal: Son of Randa and Rowland Vernon ... Plans to major in accounting ... Chose Kansas over interest from Army, Air Force, Nebraska and Oklahoma State.

Career Punting Stats

Date	Opponent	No.	Yds.	Avg.
10-24-20	at Kansas State	5	173	34.6
10-31-20	Iowa State	5	258	43.0
11-7-20	at Oklahoma	9	331	36.8
11-28-20	TCU	11	408	37.1
12-5-20	at Texas Tech	7	268	38.3
2020		38	1,438	37.8
9-3-21	South Dakota	7	281	40.1
9-10-21	at Coastal Carolina	1	38	38.0
9-18-21	Baylor	8	376	47.0
9-25-21	at Duke	4	131	38.3
10-2-21	at Iowa State	5	208	41.6
10-16-21	Texas Tech	4	129	32.3
10-23-21	Oklahoma	1	36	36.0
10-30-21	at Oklahoma State	7	310	44.3
11-6-21	Kansas State	4	177	44.2
11-13-21	at Texas	4	153	38.2
11-20-21	at TCU	3	102	34.0
11-27-21	West Virginia	1	40	40.0
2021		49	1,981	40.4

9-10-22	at West Virginia	3	129	43.0
9-17-22	at Houston	2	86	43.0
9-24-22	Duke	1	45	45.0
10-1-22	Iowa State	6	239	39.8
10-8-22	TCU	3	125	41.7
10-15-22	at Oklahoma	5	212	42.4
10-22-22	at Baylor	2	63	31.5
11-5-22	Oklahoma State	3	94	31.3
11-12-22	at Texas Tech	2	96	48.0
11-19-22	Texas	3	118	39.3
11-26-22	at Kansas State	5	190	38.0
2022		35	1,397	39.9
Career		122	4,816	39.5

Career Highs: Punts - 11 (vs. TCU, 11-28-20), Yards - 408 (vs. TCU, 11-28-20), Game average - 48.0 (at Texas Tech, 11-12-22).



24
DAMARIUS MCGHEE
 Cornerback | 6'0" | 170 | TR | RS-Sophomore
 Pensacola, Fla. | Pensacola HS/LSU

2022 (at LSU): Appeared in 1 game with no starts ... Pressed into action at cornerback in win over Auburn.

2021 (at LSU): Made 12 appearances as a rookie in 2021 ... Started at cornerback against Kansas State in the Texas Bowl ... Had his best game as a Tiger in that contest, recording 5 tackles ... Missed only the McNeese game in week 2.


High School: A four-star cornerback/athlete from Pensacola Catholic in the panhandle of Florida ... Rated with four-stars by ESPN, 247 Sports and Rivals ... 247 Sports Composite rankings has him ranked...24/7 Composite Rankings have him as ranked No. 185 nationally, No. 14 at his position and No. 28 in the state of Florida ... As a senior in 2020, recorded three Interceptions and had six touchdowns ... In 2019 season he helped Pensacola Catholic post an 11-1 mark ... Named first team 3A All-State by FloridaHSFootball.com ... Selected for the Under Armour All American Game... Was also invited to the US Army All American Bowl.



25
DYLAN MCDUFFIE
 Running Back | 6'0" | 220 | TR | RS-Senior
 Buffalo, N.Y. | Sweet Home HS/Georgia Tech



25
KALEB PURDY
 Safety | 5'11" | 185 | RS | RS-Freshman
 St. Peters, Mo. | DeSmet Jesuit HS



26
KRISHAWN BROWN
 Linebacker | 6'1" | 220 | 1L | RS-Sophomore
 Tulsa, Okla. | Booker T. Washington HS

2021: Saw game action on special teams for the Jayhawks in three games.

2020: Did not see game action.

High School: Rated as a three star recruit by Rivals.com, 247 Sports and ESPN ... Ranked as the No. 11 recruit in the state of Oklahoma according to Rivals and No. 58 in his position in the country ... Started as a linebacker for Booker T. Washington HS under head coach Brad Calip ... In the 2018 season he recorded 119 tackles with 93 solo and 14 sacks, which helped Booker T. reach the class 6A state semifinals.

Personal: Son of Kris Brown and Shea Green ... Has four siblings: one sister Journee, and three brothers, Khamani, Rjaa and Rhazjon ... Plans to major in physical therapy ... Chose Kansas over offers from Oklahoma State, Texas State, Memphis and others.



26
JOHNNY THOMPSON JR.
 Running Back | 5'11" | 186 | HS | Freshman
 Canoga Park, Calif. | Oaks Christian School

High School: A 247 Sports and Rivals 3-star recruit...Ranked as the No. 83 prospect in the state of California by Rivals ... Rushed for 1,035 yards and 16 touchdowns on 152 carries as a senior ... Finished high school career with 1,964 rushing yards and 25 touchdowns ... Also had 37 catches for 263 yards in his career ... First-Team All-Marmonte League as a senior ... Named to the CIF Upper Division Team ... Finished his career with three-straight 100-yard contests ... Rushed for a season-high 180 yards against Calabasas.


Personal: Son of R'Shunda and Johnny Thompson Sr...Has three siblings, Amiya, Peyton and Morgan...Hobbies include drawing and listening to music.



27
TAYLOR DAVIS
 Safety | 6'0" | 180 | HS | Freshman
 Missouri City, Texas | Ridge Point HS

High School: A 247 Sports and Rivals 3-star recruit ... Played for Coach Rick LaFavers at Ridge Point ... Touchdown Club of Houston 2022 Defensive Player of the Year finalist ... Totaled 45 tackles as a senior with three tackles-for-loss and two interceptions ... Finished his three-year varsity career with 191 tackles and nine interceptions...Helped his team to a 10-3 record and 8-0 district mark as a senior...Named to the District 20-6A First-Team as a junior...Named District 20-6A Defensive Newcomer of the Year as a sophomore in 2020 ... Also lettered in track and field.

Personal: Son of Rhonda and Tyrone Davis...Has two siblings, Tiana and Tiama...Hobbies include running and reading.



28

JB BROWN
Linebacker | 6'2" | 230 | TR | Junior
Hughes, Ark. | Har-Ber HS/Bowling Green

2022 (at Bowling Green): Played in all 13 of BGSU's games ... Made a career-high eight tackles in season opener at UCLA ... Notched six tackles and 1.0 sacks against Eastern Kentucky ... Recorded five tackles and forced two fumbles inside the BGSU's five-yard line against Marshall ... Made four tackles, 0.5 sack, forced a fumble and broke up a pass at Mississippi State ... Made three stops and recovered a fumble at Akron ... Notched three tackles in win over Miami (OH) ... Recorded three stops at Central Michigan ... Recorded three tackles in win over Western Michigan ... Made four stops and 1.5 TFLs against Kent State ... Notched eight tackles at Ohio ... Made three stops in the Quick Lane Bowl against New Mexico State.

2021 (at Bowling Green): Played in all 12 of BGSU's games ... Made 22 total tackles and 1.0 TFL ... Recovered a fumble at Tennessee ... Made three stops at Tennessee, vs. Murray State and at Minnesota ... Notched his lone TFL against Ohio.

2020 (at Bowling Green): Played all five games for the Falcons ... Posted his first career tackle at Akron.

High School: Played three years of varsity football for Chris Wood at Har-Ber High School ... 2019 all-state outside linebacker ... 2018 all-conference ... Earned Jonesboro Sun's "Best Under The Sun" recognition in 2018 ... 2017 defensive skill player of the year ... Named a team captain.

Personal: Son of Jarren Brown and Carolyn Jones ... Has three brothers, Jarren Brown Jr., Daruis McCustion and Tre Norton ... Major is sport management.



28

SEVION MORRISON
Running Back | 6'0" | 210 | 1L | Junior
Tulsa, Okla. | Edison HS/Nebraska

2022: Tennessee Tech: Carried the ball eight times against the Golden Eagles for 70 yards and a TD ... Recorded a 30-yard run and averaged 8.8 yards a carry ... at West Virginia: Carried the ball once for seven yards against the Mountaineers ... at Houston: Broke away for a 30-yard rush against the Cougars ... Recorded a catch for 13 yards ... Iowa State: Returned two kickoffs for a total of 58 yards in win over the Cyclones ... TCU: Rushed the ball once for a game-long 40 yards ... at Oklahoma: Rushed for one yard on three carries against the Sooners ... at Baylor: Caught one pass for 12 yards ... Texas: Rushed for 11 yards on five touches against the Longhorns ... Returned three kicks for 63 yards, longest being a 34-yard return.

2021 (at Nebraska): Appeared in seven games, rushing 30 times for 116 yards and one touchdown...Made his Cornhusker debut against Fordham, rushing nine times for 31 yards and two touchdowns...Had three carries for 15 yards at No. 20 Michigan State...Also had a 14-yard reception against the Spartans...Had five carries for 26 yards against Northwestern, including a four-yard touchdown run...Had four carries for 19 yards at Minnesota...Named to Nebraska Scholar-Athlete Honor Roll in spring, 2021.

2020 (at Nebraska): Did not see game action.

High School: Prepped at Edison High School in Oklahoma, where he set school record for career rushing yards...Morrison broke the previous record (4,009), held by Spencer Tillman, who went on to be an All-American at Oklahoma and a Super Bowl champion...Morrison had 1,798 rushing yards as a senior, averaging nearly 10 yards per carry, while scoring 26 touchdowns...Also caught eight passes for 276 yards...Named district offensive player of the year, in addition to winning the Ford Award as the player of the year in Northeast Oklahoma... State's leading rusher as a junior with 2,728 yards...Also scored 39 total touchdowns and averaged 12.8 yards per carry...Tulsa World All-State First Team member...Consensus four-star recruit.

Personal: Parents are Marco Morrison and Latoya Wilson.

Career Rushing Stats

Date	Opponent	No.	Yds.	TD	Avg.
9-2-22	Tennessee Tech	8	70	1	8.8
9-10-22	at West Virginia	1	7	0	7.0
9-17-22	at Houston	1	30	0	30.0
9-24-22	Duke	2	3	0	1.5
10-8-22	TCU	1	40	0	40.0
10-15-22	at Oklahoma	3	1	0	0.3
10-22-22	at Baylor	2	3	0	1.5
11-19-22	Texas	5	11	0	2.2
2022		23	165	1	7.2
Career		23	165	1	7.2

Career Highs: Rushes - 8 (vs. Tennessee Tech, 9-2-22), Yards - 70 (vs. Tennessee Tech, 9-2-22), Touchdowns - 1 (vs. Tennessee Tech, 9-2-22).

Career Receiving Stats

Date	Opponent	No.	Yds.	TD	Avg.
9-17-22	at Houston	1	13	0	13.0
10-8-22	TCU	1	1	0	1.0
10-22-22	at Baylor	1	12	0	12.0
2022		3	26	0	8.7
Career		3	26	0	8.7

Career Highs: Receptions - 1 (Three Times, MR at Baylor, 10-22-22), Yards - 13 (at Houston, 9-17-22).

Career Kick Return Stats

Date	Opponent	No.	Yds.	TD	Avg.
10-1-22	Iowa State	2	58	0	29.0
11-19-22	Texas	3	63	0	21.0
12-28-22	vs. Arkansas	1	7	0	7.0
2022		6	128	0	21.3
Career		6	128	0	21.3

Career Highs: Returns - 3 (vs. Texas, 11-19-22), Yards - 63 (vs. Texas, 11-19-22).



29

JAMEEL CROFT
Cornerback | 6'0" | 177 | HS | Freshman
Detroit, Mich. | Martin Luther King HS

High School: A 247 Sports and Rivals 3-star recruit ... Ranked as the 11th best prospect in the state of Michigan by 247 and the 12th best by Rivals ... Named to the 2022 Michigan Associated Press Division 3-4 All-State Team ... Attended the same high school as current Jayhawks Rich Miller and Marvin Grant...Posted 13 solo tackles and three interceptions as a senior ... On the offensive side of the ball, had 18 catches for 345 yards and four touchdowns as a senior ... Helped lead his team to back-to-back state championships ... As a senior, MLK High School topped Muskegon 56-27 to claim the state title ... In 2021, MLK topped DeWitt 25-21 for the championship.

Personal: Son of Enyaw Vaughn and Jameel Croft.



29

REECE THOMAS
Wide Receiver | 5'10" | 178 | RS | RS-Sophomore
Lansing, Kan. | Lansing HS



30

RICH MILLER

Linebacker | 6'1" | 230 | 2L | Senior
 Detroit, Mich. | Martin Luther King HS/Bufalo

Career Honors: 2023: Preseason All-Big 12 Third Team (Athlon) ... 2021: Honorable Mention All-Big 12.

2022: Tennessee Tech: Started at linebacker for the Jayhawks ... Recorded six tackles in season opener (two solo, four assisted) ... at West Virginia: The sophomore led both teams with 12 tackles (seven solo, five assisted) ... Second career game with 10-plus tackles ... at Houston: Led both teams in tackles for second game in a row with nine against the Cougars (seven solo, two assisted) ... Recorded a TFL of seven yards ... Duke: Recorded four tackles (solo) in win over the Blue Devils ... Iowa State: Logged seven tackles (two solo, five assisted) in win over the Cyclones ... Also assisted on a TFL of one yard ... TCU: Compiled nine tackles (five solo, four assisted), one being an assisted TFL of a yard ... at Oklahoma: Recorded nine tackles against the Sooners (four solo, five assisted) ... at Baylor: Made seven tackles (six solo, one assisted) ... Oklahoma State: Recorded six tackles against the Cowboys (five solo, one assisted) ... Logged a sack for a loss of four yards ... Grabbed an interception late in the game for a 37-yard return ... at Texas Tech: Made six tackles (four solo, two assisted) ... Texas: Compiled four tackles (three solo, one assisted) ... Hurried the QB once ... at Kansas State: Finished with four tackles, all being solo ... Arkansas: Lead the Jayhawks with eleven total tackles (three solo, 8 assisted) vs the linebackers in the AutoZone Liberty Bowl.

2021: Saw action in all 12 games for KU, while starting in nine ... Made his KU debut against South Dakota ... Ranked 54th in the league and second on the Jayhawks with 79 total tackles on the season (57 solo, 22 assisted) ... Also contributed five tackles-for-loss and two sacks on the season...Had one forced fumble and one fumble recovery ... Duke: Recorded a career high 14 tackles against the Blue Devils with seven solo stops and seven assists...at Iowa St.: Posted five tackles, including three solo tackles...Texas Tech: Finished with seven solo tackles and one sack against the Red Raiders...The seven solo tackles tied his career high...at Oklahoma St.: Posted nine tackles and one tackle-for-loss against the Cowboys...Had seven solo tackles and two assists...Kansas St.: Finished with a career-high eight solo tackles and one pass breakup... at Texas: Tied his career high with eight solo tackles, and picked up a tackle-for-loss and fumble recovery...West Virginia: Finished with nine tackles, two tackles-for-loss and one sack in the season finale against the Mountaineers.

2020 (at Buffalo): Appeared in seven games... Had 13 tackles, including a tackle for loss on the season... Named Academic All-MAC... Had five tackles and a tackle for loss at Northern Illinois (11/4)... Had two tackles against Miami (OH) (11/10)... Had three tackles against Bowling Green (11/17)... Also registered a tackle against Kent State (11/28), Akron (12/12) and Marshall (12/25).

2019 (at Buffalo): Saw action in all 13 games, primarily on special teams... Had nine tackles on the season... Had a season-best two tackles at Eastern Michigan (11/2).

High School: Linebacker from Martin Luther King High School in Detroit... Helped lead the Crusaders to a state championship in 2016 and 2018... Named Detroit News first-team All-State and MLive second-team All-State in 2018... Named first-team Detroit News All-Detroit his senior season.

Career Defensive Stats

Date	Opponent	UA-At-TT	TFL	Sack	Int.	PD	FF/R
9-3-21	South Dakota	1-0-1	0-0	0-0	0	0	0/0
9-10-21	at Coastal Carolina	2-2-4	0-0	0-0	0	1	0/0
9-18-21	Baylor	1-0-1	0-0	0-0	0	0	0/0
9-25-21	at Duke	7-7-14	0-0	0-0	0	0	0/0
10-2-21	at Iowa State	3-2-5	0-0	0-0	0	0	0/0
10-16-21	Texas Tech	7-0-7	1-0-1	0-0	0	0	0/0
10-23-21	Oklahoma	3-3-6	0-0	0-0	0	0	1/0
10-30-21	at Oklahoma State	7-2-9	1-0-2	0-0	0	0	0/0
11-6-21	Kansas State	8-0-8	0-0	0-0	0	1	0/0
11-13-21	at Texas	8-0-8	1-0-1	0-0	0	0	0/1
11-20-21	at TCU	3-4-7	0-0	0-0	0	0	0/0
11-27-21	West Virginia	7-2-9	2-0-15	1-0-14	0	0	0/0
2021		57-22-79	5.0-19	1.0-14	0	2	1/1
9-2-22	Tennessee Tech	2-4-6	0-0	0-0	0	0	0/0
9-10-22	at West Virginia	7-5-12	0-0	0-0	0	0	0/0
9-17-22	at Houston	7-2-9	1-0-7	0-0	0	0	0/0
9-24-22	Duke	4-0-4	0-0	0-0	0	0	0/0
10-1-22	Iowa State	2-5-7	0-5-1	0-0	0	0	0/0

10-8-22	TCU	5-4-9	0-5-1	0-0	0	0	0/0
10-15-22	at Oklahoma	4-5-9	0-0	0-0	0	0	0/0
10-22-22	at Baylor	6-1-7	0-0	0-0	0	0	0/0
11-5-22	Oklahoma State	5-1-6	1-0-4	1-0-4	1	1	0/0
11-12-22	at Texas Tech	4-2-6	0-0	0-0	0	0	0/0
11-19-22	Texas	3-1-4	0-0	0-0	0	0	0/0
11-26-22	at Kansas State	4-0-4	0-0	0-0	0	0	0/0
12-28-22	vs. Arkansas	3-8-11	0-0	0-0	0	0	0/0

2022	56-38-94	3.0-13	1.0-4	1	1	0/0
Career	113-60-173	8.0-32	2.0-18	1	3	1/1

Career Highs: Tackles - 12 (at West Virginia, 9-10-22), Tackles for Loss - 1 (Five times, MR vs. Oklahoma State, 11-5-22), Sacks - 1 (Two Times, MR vs. Oklahoma State, 11-5-22), Pass deflections - 1 (Three times, MR vs. Oklahoma State, 11-5-22), Forced Fumbles - 1 (vs. Oklahoma, 10-23-21), Fumble Recoveries - 1 (at Texas, 11-13-21), Interceptions - 1 (vs. Oklahoma State, 11-5-22).



30

CARSON MORGAN

Running Back | 6'0" | 200 | HS | Freshman
 Bentonville, Ark. | Bentonville HS

High School: Played at Bentonville high school, where he accumulated over 1,500 rushing yards and 700 career receiving yards ... Tallied 17 total touchdowns ... Was named Arkansas 7A West Second Team All-Conference ... Was named a team captain at Bentonville high school.



31

LANDON NELSON

Safety | 5'11" | 190 | 1L | RS-Sophomore
 Maui, Hawaii | Valley HS

2022: Texas: Saw the field for the first time this season ... Recorded a solo tackle late in the second half.

2021: Did not see game action.

High School: He was a two year varsity starter for San Luis Obispo High School before moving to Iowa... He then was a varsity starter for his senior year at Valley High School in West Des Moines, IA... Finished his high school career with 255 tackles, 19 tackles-for-loss, 43 passes broken up, three interceptions and three forced fumbles...Earned All-League and All-State honors as a junior and senior.

Personal: Son of Janella and Cory Nelson.

Career Defensive Stats

Date	Opponent	UA-At-TT	TFL	Sack	Int.	PD	FF/R
11-19-22	Texas	1-0-1	0-0	0-0	0	0	0/0
2022		1-0-1	0-0	0-0	0	0	0/0
Career		1-0-1	0-0	0-0	0	0	0/0

Career Highs: Tackles - 1 (vs. Texas, 11-19-22).



32

DYLAN DOWNING
Linebacker | 6'1" | 235 | 1L | RS-Junior
Kansas City, Kan. | Bishop Miege HS

2022: Duke: Saw playing time, did not record any stats ... Iowa State: Did not record any stats ... TCU: Recorded a tackle (solo) against the Horned Frogs ... at Texas Tech: Recorded a solo tackle against the Red Raiders ... at Kansas State: Finished the game vs the Wildcats with two tackles, both being solo.

2021: Contributed for the Jayhawks in nine games ... Did not record any stats.

2020: Contributed for the Jayhawks in nine games ... Did not record any stats.

High School: Played for Bishop Miege High School ... Helped lead the team to four-straight state championships, starting all four years ... Received Bobby Bell Award given to the top lineman/linebacker in small class football in the Kansas City metro area ... Recorded 131 total tackles his senior year of high school ... Junior year registered 142 tackles, three forced fumbles, one sack and two interceptions ... Sophomore year also recorded over 100 tackles with a total of 102 ... Also punted, averaging 45.7 yards per punt as a junior.

Career Defensive Stats

Date	Opponent	UA-At-TT	TFL	Sack	Int.	PD	FF/R
10-8-22	TCU	1-0-1	0-0	0-0	0	0	0/0
11-12-22	at Texas Tech	1-0-1	0-0	0-0	0	0	0/0
11-26-22	at Kansas State	2-0-2	0-0	0-0	0	0	0/0
2022		1-0-1	0-0	0-0	0	0	0/0
Career		1-0-1	0-0	0-0	0	0	0/0

Career Highs: Tackles - 2 (at Kansas State, 11-26-22).



34

OWEN PIEPERGERDES
Kicker | 6'6" | 260 | RS | RS-Sophomore
Kansas City, Mo. | Rockhurst HS

2022: Texas: went 2-for-2 in PAT's ... Kansas State: made three PAT's in three attempts ... Arkansas: made his first career field goal, a 36-yarder. Also went 4-for-4 in point after attempts.

2021: Did not see game action.

High School: Played football and soccer at Rockhurst High School in Kansas City, Missouri.

Career Kicking Stats

Date	Opponent	FGM-A	Pct.	XPM-A	Pct.	Pts.
11-19-22	Texas	0-0	00.0	2-2	100.0	2
11-26-22	at Kansas State	0-0	00.0	3-3	100.0	3
12-28-22	vs. Arkansas	1-1	100.0	4-4	100.0	7
2022		1-1	100.0	9-9	100.0	12
Career		1-1	100.0	9-9	100.0	12

Career Highs: Long - 36 (vs. Arkansas, 12-28-22), Field Goals Made - 1 (vs. Arkansas, 12-28-22), Extra Points Made - 4 (vs. Arkansas, 12-28-22), Points - 7 (vs. Arkansas, 12-28-22).



34

ALEX RAICH
Linebacker | 6'3" | 215 | TR | Junior
Chur, Switzerland | Quader Schulhaus/Golden West College



35

BILLY CONAWAY
Running Back | 6'2" | 220 | TR | RS-Junior
Kansas City, Kan. | Shawnee Mission North/Butler CC

2021 (at Butler CC): Did not record any stats.

2019 (at South Dakota): Spent his freshman season at South Dakota, playing in four games ... Caught two passes for 73 yards, including his first career touchdown against Northern Iowa, which came on a 56-yard strike.

High School: Prepped at Shawnee Mission North High School ... Was selected to play in the 28th Kansas vs. Missouri All-Star Game, where he was the MVP with a 165-yard and one touchdown rushing performance.



35

TONY TERRY
Defensive End | 6'5" | 250 | HS | Freshman
Jackson, Mo. | Jackson HS

High School: Attended Jackson High School in Jackson, Missouri, where he was named Class 5 All-Region and SEMO All-Conference honors ... Recorded 143 career tackles, 29 tackles-for-loss, six sacks and eight blocked kicks ... Was a part of a standout defense that recorded six shutouts over his last two seasons, allowing an average of 11.3 points per game during the span ... Was a finalist for the Derland Moore Award for the top defensive player in the SEMO Conference ... Began playing football in second grade and played tight end/wide receiver until reaching high school.



30 RICH MILLER



36

PATRICK JOYNER JR.

Defensive End | 6'3" | 250 | TR | RS-Senior
Miami, Florida | South Dade HS/Miami/Utah State

2022 (at Utah State): Totaled 31 tackles during his junior season, recording 3.0 tackles-for-loss, 1 sack and 1 pass break up ... Opened the season against UConn, recording 0.5 tackle-for-loss and an assisted tackle ... Assisted on a tackle in the loss to Alabama ... Assisted on a tackle-for-loss against Weber State ... Recorded three tackles against UNLV ... Tallied three tackles against BYU ... Recorded three tackles and an assisted tackle-for-loss against Air Force ... Added three tackles against Colorado State ... Had a season high four tackles against Wyoming, also added a pass break up ... Recorded three tackles and a sack against New Mexico ... Added two tackles against Hawaii ... Saw action against San Jose State ... Recorded two tackles against Boise State ... Finished off his season with 4 tackles and an assisted tackle-for-loss in the bowl game against Memphis.

2021 (at Utah State): Played in all 14 games, making eight starts... Finished the season with 29 tackles (18-solo, 11-assist), which included 3.5 sacks and 7.5 tackles for loss, to go along with one pass breakup and a safety... Had three tackles, including 1.0 sacks and a career-best 2.0 tackles for loss, and a safety at Washington State in the season opener... Had a career-high four tackles at Air Force... Had 1.5 tackles for loss as part of his career-high-tying four stops against Boise State ... Recorded a career-best 1.5 sacks at New Mexico State ... Had three tackles, to go along with his first-career pass breakup, at New Mexico ... Had two tackles, including 0.5 tackles for loss, at No. 19 San Diego State in the Mountain West Championship Game.

2020 (at Miami): Saw action in four games...Made season debut in romp of Florida State ... Played in road win at Virginia Tech ... Competed in regular season finale against North Carolina ... Had one tackle in 2020 Cheez-It Bowl against Oklahoma State.

2019 (at Miami): Saw action in one game during regular season ... Missed most of season while recovering from offseason surgery.

2018 (at Miami): Saw action in four games in regular season ... Totaled five tackles...Made career debut in win over Savannah State, finishing with three tackles ... Posted career-high two tackles for loss against Tigers ... Had one tackle in win over FIU ... Lone tackle in regular season finale vs. Pittsburgh was half tackle for loss...Redshirted season.

High School: Four-star prospect by ESPN.com and earned a three-star rating from 247Sports.com and Rivals.com ... Rated as the 23rd-best prospect at his position by ESPN.com and No. 38 at his position by 247Sports.com ... Selected to the 2017 Miami Herald All-Dade First Team ... Helped guide South Dade High School in Homestead, Florida, to the Class 8A Regional Playoffs and a 9-2 record during his senior year, as he registered 87 total tackles and forced a pair of fumbles ... Was named to the 2016 Miami Herald All-Dade First Team as a junior while playing for Keys Gate HS ... Logged 63 tackles and registered 15 sacks during junior season.

Personal: Son of Patrick Joyner Sr. and Jamela Riggins ... Majoring in interdisciplinary studies.



36

ISAIAH COPPAGE

Wide Receiver | 6'0" | 191 | HS | Freshman
Shawnee Mission, Kan. | Bishop Miege HS

High School: Played for Jon Holmes at Bishop Miege high school ... Was named the 2022 Otis Taylor Award Winner, awarded to the Kansas City Metro's best wide receiver/tight end ... Caught 84 passes for 1,309 yards and 17 touchdowns in 2022 ... Helped Bishop Miege to the Class 4A State Title in 2022 ... Was selected to play in the 2023 Kansas Shrine Bowl ... Received an invite to the Blue-Grey All-American Bowl.

Personal: Son of Shaunte and Jelani Coppage.



37

HAYDEN HATCHER

Defensive End | 6'3" | 240 | 3L | RS-Senior
Council Bluffs, Iowa | Lewis Central HS

2022: Tennessee Tech: Made three tackles in season opener (one solo, two assisted) ... Recorded a half-sack for a loss of two yards ... One-and-a-half TFL for five yards ... at West Virginia: Recorded two tackles (one solo, one assisted) in win over the Mountaineers ... at Houston: Listed four tackles (two solo, two assisted) against the Cougars ... Duke: Did not record any stats ... Iowa State: Did not record any stats ... TCU: Recorded a tackle (assisted) ... at Oklahoma: Recorded a solo tackle and a QB hurry ... Recovered two fumbles against the Sooners ... at Baylor: Made two tackles (one solo, one assisted) ... Oklahoma State: Assisted on two tackles, one of them being a sack against the Cowboys ... at Texas Tech: Made a solo tackle ... Texas: Compiled two solo tackles against the Longhorns ... Arkansas: Finished with three tackles, all being assisted ... He also registered a pass breakup in the Liberty Bowl vs the Razorbacks.

2021: Contributed in three games for KU, before using a redshirt season...Had six tackles on the year (four solo, two assisted) ... at Coastal Carolina: Posted two solo tackles from his defensive end spot...at Duke: Recorded his first career fumble recovery and registered three tackles.

2020: Saw playing time in eight of KU's nine games this fall, missing only the season finale at Texas Tech ... Made seven tackles in those eight games, five solo and two assisted ... Also recorded 1.0 TFL (for a loss of a yard). Coastal Carolina: Saw playing time against the Chanticleers in the Jayhawks' season opener but did not record any stats ... at Baylor: Assisted on two tackles against the Bears for his first-career KU stats ... Oklahoma State: Made three solo tackles against OSU, one for a loss of a yard, the first TFL of his Kansas career ... at West Virginia: Played in his fourth-straight game of the season in Morgantown ... Did not record any stats ... at Kansas State: Played in his fifth-straight game of the season, making one solo tackle on the afternoon ... Iowa State: Contributed a solo tackle against the Cyclones ... Has seen playing time in each of KU's first six games of the season ... at Oklahoma: Did not register any stats while playing in his seventh game of the season in Norman ... TCU: Again saw playing time for the Jayhawks without registering any stats.

2019: Made appearances in six games without recording any stats for the season. Indiana State: Saw playing time but did not record any stats ... West Virginia: Made his second appearance as a Jayhawk, but did not record any statistics against the Mountaineers ... Oklahoma: Took to the field against the Sooners, but did not record any stats ... at Texas: Saw playing time in Austin, but did not record any stats ... Saw playing time at home vs. both Texas Tech and Kansas State, but did not record any statistics ... at Oklahoma State: Did not play in Stillwater.

Career Defensive Stats

Date	Opponent	UA-At-TT	TFL	Sack	Int.	PD	FF/R
9-26-20	at Baylor	0-2-2	0.0	0-0	0	0	0/0
10-3-20	Oklahoma State	3-0-3	1.0-1	0-0	0	0	0/0
10-24-20	at Kansas State	1-0-1	0-0	0-0	0	0	0/0
10-31-20	Iowa State	1-0-1	0-0	0-0	0	0	0/0
2020		5-2-7	1.0-1	0.0	0	0	0/0
9-3-21	South Dakota	1-0-1	0-0	0-0	0	0	0/0
9-10-21	at Coastal Carolina	2-0-2	0-0	0-0	0	0	0/0
9-25-21	at Duke	1-2-3	0-0	0-0	0	0	0/1
2021		4-2-6	0-0	0-0	0	0	0/1
9-2-22	Tennessee Tech	1-2-3	1.5-5	0.5-2	0	0	0/0
9-10-22	at West Virginia	1-1-2	0-0	0-0	0	0	0/0
9-17-22	at Houston	2-2-4	0-0	0-0	0	0	0/0
10-8-22	TCU	0-1-1	0-0	0-0	0	0	0/0
10-15-22	at Oklahoma	1-0-1	0-0	0-0	0	0	0/0
10-22-22	at Baylor	1-1-2	0-0	0-0	0	0	0/0
11-5-22	Oklahoma State	0-2-2	0.5-0	0-0	0	0	0/0
11-12-22	at Texas Tech	1-0-1	0-0	0-0	0	0	0/0
11-19-22	Texas	2-0-2	0-0	0-0	0	0	0/0
12-28-22	vs. Arkansas	0-3-3	0-0	0-0	0	1	0/0
2022		9-9-18	2.0-5	0.5-2	0	1	0/0
Career		18-13-31	3.0-6	0.5-2	0	1	0/1

Career Highs: Tackles - 4 (at Houston, 9-17-22), Tackles for Loss - 1.5 (vs. Tennessee Tech, 9-2-22), Sacks - 0.5 (vs. Tennessee Tech, 9-2-22) Fumble recoveries - 1 (at Duke, 9-25-21).



37

GRAYDEN ADDISON
Punter | 5'11" | 220 | 1L | RS-Sophomore
Noblesville, Ind. | Noblesville HS

2022: Texas: Made his Jayhawk debut against the Longhorns ... Punted once for 28 yards ... Arkansas: Punted four times in the Autozone Liberty Bowl for 158 yards and an average of 39.5.

2021: Did not see game action.

High School: Participated at the Kohl's National Scholarship Camp in July, 2020 ... Also earned an invite to the 2020 Kohl's National Underclassman Challenge and the 2019 Kohl's Winter Showcase Camp ... Averaged 43.1 yards per punt as a senior with a long of 78 yards ... First-Team All-Conference as a junior and senior ... MaxPreps First-Team All-State as a senior.

Personal: Son of Diane and Bradford Addison.

Career Punting Stats

Date	Opponent	No.	Yds.	Avg.
11-19-22	Texas	1	28	28.0
12-28-22	vs. Arkansas	4	158	39.5
2022		5	186	37.2
Career		5	186	37.2

Career highs: Punts - 4 (vs. Arkansas, 12-28-22), Yards - 158 (vs. Arkansas, 12-28-22), Game average - 39.5 (vs. Arkansas, 12-28-22).



38

JACK SCHNEIDER
Cornerback | 6'3" | 175 | HS | Freshman
Overland Park, Kan. | Blue Valley West

High School: Prepped at Blue Valley West high school under head coach Josh Koerkenmeier ... Was named First Team All-State and First Team All-Conference as a defensive back in 2022 ... Was named Second Team all EKL as a wide receiver ... Selected to play in the 2023 Kansas Shrine Bowl ... Finished the 2023 season with 15.5 tackles, 3 pass deflections and an interception, while catching 31 passes for 551 yards and 8 touchdowns.

Personal: Son of Ryan and Jennifer Schneider.



39

COLE MONDT
Linebacker | 5'10" | 220 | 1L | RS-Sophomore
Lawrence, Kan. | Lawrence HS

2022: Did not see game action, red-shirt season.

2021: Did not see game action.

High School: Four-year starter for Lawrence High, where he played for coach Steve Rampy... Helped his team go 17-3 during his junior and senior seasons...First-Team All-Metro, as selected by PrepsKC...First-Team All-State All Classes...Kansas High School Defensive Player of the Year finalist...First-Team All-Sunflower League.

Personal: Son of Kelly and Mike Mondt.



40

TABOR ALLEN
Kicker | 6'1" | 190 | 3L | Junior
Mansfield, Texas | Mansfield Lakeridge HS

Career Honors: 2021: Academic All-Big 12 Football First Team.

2022: Tennessee Tech: Kicked off for the Jayhawks nine times, seven of them resulting in a touchback ... Averaged 62.2 yards a kick ... at West Virginia: Kicked off seven times for a total of 440 yards, averaging 62.9 yards with three touchbacks ... at Houston: Totaled 561 yards on nine kickoffs against the Cougars ... Five kicks resulted in touchbacks ... Averaged 62.3 yards per kick ... Duke: Logged 383 yards on six kickoffs in win over the Blue Devils ... Three kickoffs resulted in a touchback ... Averaged 63.8 yards/kick ... Iowa State: Kicked off three times for 195 yards and three touchbacks ... Averaged 65.0 yards/kick ... TCU: Logged 331 yards on six kickoffs ... Averaged 55.2 yards/kick against the Horned Frogs ... Recorded a tackle (solo) ... at Oklahoma: Kicked off 6 times against the Sooners, five resulting in a touchback ... Averaged 65.0 yards/kick on 390 yards ... at Baylor: Kicked off five times for 247 yards and two touchbacks, averaging 49.4 yards/kick ... Oklahoma State: Kicked off eight times for 452 yards and five touchbacks ... averaged 56.5 yards/kick ... at Texas Tech: Kicked off five times for 325 yards ... Averaged 65 yards/kick with four touchbacks ... Texas: Kicked off three times for 189 yards, averaging 63 yards/kick with two touchbacks.

2021: Saw action in all 12 games as one of the Jayhawks kickers ... Posted 52 kickoffs for 3177 yards, while averaging 61.1 yards per kick...Had 35 touchbacks ... Also kicked off five times at Texas, totaling 514 yards.

2020: Saw playing time for the Jayhawks in their last six games of the season ... Accumulated 943 yards on 18 kickoffs, good for an average of 52.4 yards ... Had six touchbacks on those 18 kickoffs. at West Virginia: Made his debut as a Jayhawk in Morgantown ... Kicked off four times for a total of 232 yards, good for an average of 58.0 yards with one touchback against the Mountaineers ... at Kansas State: Totaled 169 yards on three kickoffs, good for a 56.3 yard average on the day in Manhattan ... Iowa State: Totaled 105 yards on three kickoffs versus Iowa State, a 35.0-yard average on the day ... at Oklahoma: Kicked off one time in Norman, which went for 40 yards, in making his fourth appearance of the season ... TCU: Accumulated 204 yards on four kickoffs, good for an average of 51.0 yards per kick on the day ... at Texas Tech: Averaged 64.3 yards per kickoff by totaling 193 yards on three kicks.

High School: Letterwinner in football and soccer at Mansfield Lakeridge High School, where he played under head coach Kirk Thor ... Team was district champions in 2018 ... He connected on 8-of-11 field goals while notching 42 touchbacks on kickoffs in 2020 ... Was named District 7-6A special teams MVP in 2020 ... Also named to Academy All-District all four years and was selected as Academy All-State in 2020 ... Was named honorable mention All-District in soccer from 2016-18, and academic All-District from 2017-19.

Personal: Son of David and Jennifer Allen ... Has one sibling, Caleb ... Plans to major in finance.

Career Kickoff Stats

Date	No.	Yds.	Avg.	TB	OB
2020	18	943	52.4	6	0
2021	43	2,705	62.9	29	1
2022	79	4,826	61.1	43	2
Career	140	8,474	60.5	78	3



40

DEVIN PHILLIPS
 Defensive Line | 6'2" | 325 | TR | RS-Senior
 Monroe, La. | Neville HS/Colorado State

Career Honors: 2023: Preseason All-Big 12 Fourth Team (Phil Steele)

2021 (at Colorado State): Has started every game he's appeared in during his college career (36) ... Finished the season with 33 tackles, including 4.0 TFLs and 2.5 sacks ... Recorded a quarterback hurry and recovered one fumble on the season ... Had a season-best five tackles in a game three times (Vandy, at Wyoming, Air Force) ... Had sacks in back-to-back weeks at Toledo and at Iowa ... Had a season-best three solo stops at Wyoming

2020 (at Colorado State): Appeared in two games, starting both ... Has started every game he's played in during his college career ... Finished the season with six tackles, two solo and one tackle for loss ... Lone TFL was a sack ... Added one pass defended

2019 (at Colorado State): First career sacks came vs. San Diego State, a game where he had a season-best five tackles ... Had two quarterback hurries vs. Western Illinois ... Tied for ninth on the team with 29 tackles ... Posted 7.5 tackles for loss and 3.5 sacks ... Finished with three quarterback hurries

2018 (at Colorado State): Started the first 10 games of the season before an injury kept him out of the final two ... finished the season with 26 tackles (6 solo), including 3.0 tackles for loss and 1.5 sacks, and added one pass breakup, three QB hurries and one forced fumble ... together with CB Rashad Ajayi, became first true freshman duo at CSU to start at least nine games since 2010 ... Made collegiate debut in season opener vs. Hawai'i (Aug. 25) and made three tackles, including first career TFL

High School: Rated a four-star recruit by ESPN, and was ranked No. 245 nationally by ESPN ... Was ESPN's sixth-ranked player out of Louisiana and the 12th-ranked offensive guard in the nation ... Earned several all-state honors as a senior ... Led Neville High School to Class 2-4A state titles in 2014 and 2015.

Personal: Son of John Phillips and Jacqueline Fobbs ... Father played football at ULM ... Brother, Joctavis, was an offensive lineman at CSU ... Has two other brothers, Cornelius and LaJarvis, and one sister, Khalia.



41

HUNTER LUKE
 Wide Receiver | 5'10" | 155 | HS | Freshman
 Austin, Texas | Westlake HS

High School: Played at Westlake high school under head coach Tony Salazar ... As a junior, helped Westlake to the 2021 6A State Championship ... Played in four games in 2022 due to injury ... Westlake finished 14-1 in 2022, falling in the state semi-final round which concluded a 54 game winning streak ... Was a two-time Region 4 finalist in the 300m hurdles and was on the 2023 state finalist 4x100 meter relay team at Westlake ... Teammate, Keaton Kubecka, also signed to KU.

Personal: Son of Jenny and Jon Luke ... Has three siblings, Cole, Callie and Hudson ... His mother, Tori, was a four-year starter for Baylor softball ... Father, Jon, was a four year letterwinner at Texas State ... His step mother, Jenny, played volleyball at Texas A&M-Commerce.



41

EZRA VEDRAL
 Linebacker | 6'2" | 204 | HS | Freshman
 Omaha, Neb. | Creighton Prep HS

High School: Played for head coach Tim Johnk at Creighton Prep high school in Omaha ... Played in the 2022 River Battle Bowl for Nebraska ... Was named to the 102nd World-Herald All-Nebraska football team - second team defense in 2022.

Personal: Father, Mike was a letterwinner at Nebraska from 1990-92 ... Sister, Anna, competes for the KU track and field team, while older brother, Noah, plays quarterback for the University of Rutgers.



43

ANDREW RUSSELL
 Safety | 6'2" | 200 | 1L | RS-Senior
 Victor, N.Y. | Victor HS/Michigan

2022: at Houston: Made season debut for the Jayhawks at safety ... Recorded two tackles (solo) in win over the Cougars ... Duke: Contributed in the Jayhawks win over the Blue Devils ... Recorded a tackle (solo) ... Iowa State: Did not record any stats ... at Baylor: Recorded a solo tackle against the Bears ... at Texas Tech: Did not record any stats ... at Kansas State: Finished with a solo tackle vs the Wildcats ... Arkansas: Had a solo tackle in the Liberty Bowl vs the Razorbacks.

Career Defensive Stats

Date	Opponent	UA-At-TT	TFL	Sack	Int.	PD	FF/R
9-24-22	Duke	1-0-1	0-0	0-0	0	0	0/0
10-22-22	at Baylor	1-0-1	0-0	0-0	0	0	0/0
11-26-22	at Kansas State	1-0-1	0-0	0-0	0	0	0/0
12-28-22	vs. Arkansas	1-0-1	0-0	0-0	0	0	0/0
2022		4-0-4	0-0	0-0	0	0	0/0
Career		4-0-4	0-0	0-0	0	0	0/0

Career Highs: Tackles - 1 (Four Times, MR vs. Arkansas, 12-28-22).





44

CORNELL WHEELER

Linebacker | 6'0" | 225 | 2L | Junior
West Bloomfield, Mich. | West Bloomfield HS/Michigan

2022: Duke: Saw game action, did not record any stats ... Iowa State: Did not record any stats.

2021: Saw game action in eight games for the Jayhawks ...Saw extensive time on special teams... Made one assisted tackled against Iowa State.

2020 (at Michigan): Did not see game action.

High School: Prepped at West Bloomfield High School...Helped lead team to 10-2 record as a senior and a spot in the state quarterfinals ... Four-year varsity starter, who was part of 2017 team that advanced to state championship game ... Four-star prospect according to Rivals.com, including the fifth-best prospect in the state of Michigan and the 245th best player overall in the country ... Finished his senior season with 130 tackles, 10 tackles-for-loss, three sacks, two forced fumbles and one fumble recovery ... Posted 165 tackles, 12 tackles-for-loss and three fumble recoveries as a junior...MLive Detroit's Defensive Player of the Year ... 2019 Detroit News Dream Team member ... Detroit News All-North team honoree during his junior and senior seasons.

Personal: Son of Tawanna and Christopher Wheeler.

Career Defensive Stats

Date	Opponent	UA-AT-TT	TFL	Sack	Int.	PD	FF/R
10-2-21	at Iowa State	0-1-1	0-0	0-0	0	0	0/0
2021		0-1-1	0-0	0-0	0	0	0/0

Career Highs: Tackles - 1 (at Iowa State, 10-2-21)



45

TREVOR KARDELL

Tight End | 6'5" | 255 | 2L | Junior
Lee's Summit, Mo. | Lee's Summit West HS

2022: at Houston: Made season debut against the Cougars ... Recorded a catch for 17 yards on one target ... Duke: Saw action in win over the Blue Devils ... Recorded three catches for 44 yards ... Logged his first TD as a Jayhawk in the first quarter ... Iowa State: Did not record any stats ... TCU: Grabbed a catch on one attempt for four yards ... Returned a kickoff for three yards ... at Oklahoma: Did not record any stats ... at Texas Tech: Did not record any stats.

2021: Saw action in 11 games at tight end for the Jayhawks...Had five catches for 86 yards, including a long reception of 44 yards ... Made his first career start vs. Baylor ... at Oklahoma St.: Posted two catches for 12 yards, with a long reception of seven ... at Texas: Hauled in two catches for 30 yards, including an influential 16-yard catch...at TCU: Hauled in a 44-yard catch against the Horned Frogs.

2020: Saw his first playing time of the season in the team's final game of the year. at Texas Tech: Made his Jayhawk debut in Lubbock to close out the Jayhawks' regular season.


High School: Rated a three star recruit and the No. 21 tight end in the state of Missouri by 247 Sports ... Earned a three-star rating by Rivals and ESPN ... Played in 30 games at Lee's Summit West HS under head coach Vincent Careswell ... Recorded 501 receiving yards and three touchdowns in 2019 ... Hauled in 1,944 career receiving yards and 23 touchdowns...Also lettered in baseball at Lee's Summit West and was named to the 2019 Missouri High School Baseball Coaches Association All-State second-team as a catcher.

Personal: Son of Jill and Kevin Kardell ... Has one brother, Reece ... Plans to major in business ... Chose Kansas over interest from Missouri and Iowa ... Also plays on the Kansas Baseball team.

Career Receiving Stats

Date	Opponent	No.	Yds.	TD	Avg.
10-30-21	at Oklahoma State	2	12	0	6.0
11-13-21	at Texas	2	30	0	15.0
11-20-21	at TCU	1	44	0	44.0
2021		5	86	0	17.2
9-17-22	at Houston	1	17	0	17.0
9-24-22	Duke	3	44	1	14.7
10-8-22	TCU	1	4	0	4.0
2022		5	65	1	13.0
Career		10	151	1	15.1

Career Highs: Receptions - 3 (vs. Duke, 9-24-22), Yards - 44 (Two Times, MR vs. Duke, 9-24-22), Long - 44 (at TCU, 11-20-21), Touchdowns - 1 (vs. Duke, 9-24-22)



45

DEAN MILLER

Defensive End | 6'5" | 200 | RS | RS-Sophomore
Los Angeles, Calif. | Cathedral HS/College of the Canyons

2022: Arkansas: Finished with one tackle that was assisted in the AutoZone Liberty Bowl vs the Razorbacks.

College of the Canyons: Played in eight games as a freshman in 2021...Finished with 20 total tackles, including 12 solo stops...Proved to be a menace in the backfield with 5.5 tackles-for-loss and 2.5 sacks on the season...Added two pass breakups on the season.

High School: Prepped at Cathedral High School in Los Angeles as a senior...Named First-team All-Foothill League...Named to All-Area Team...Named Team MVP as a senior...Played at Valencia High prior to Cathedral.

Personal: Parents are Ken and Sherin Miller...Has two siblings, Hunter and Amber.

Career Defensive Stats

Date	Opponent	UA-AT-TT	TFL	Sack	Int.	PD	FF/R
12-28-22	vs. Arkansas	0-1-1	0-0	0-0	0	0	0/0
2022		0-1-1	0-0	0-0	0	0	0/0

Career Highs: Tackles - 1 (vs. Arkansas, 12-28-22)



46

DILLON MONG

Tight End | 6'7" | 201 | HS | Freshman
Shawnee Mission, Kan. | Shawnee Mission East HS

High School: Prepped under head coach Justin Hoover and Shawnee Mission East high school...Was named Sports in Kansas 2022 6A All-State Honorable Mention ... Compiled 19 receptions for 288 yards and 3 touchdowns in 2022 ... Also plays Basketball for Shawnee Mission East.

Personal: Son of Grant and Susan Mong ... Mother and father and both sisters graduated from the University of Kansas.



46

DAVION WESTMORELAND
 Defensive End | 6'3" | 250 | RS | RS-Sophomore
 Griffin, Ga. | Griffin HS/Hutchinson CC

2022: at Baylor: Recorded first tackle (solo) as a Jayhawk.

Hutchinson Community College: Played two seasons at Hutchinson, playing in 19 total games... Totaled 89 tackles in his career with 17 tackles-for-loss and 7.5 sacks, to go with three fumble recoveries, one forced fumble and one interception ... As a sophomore in 2021, totaled 54 tackles in 11 games with 11.5 tackles-for-loss and 6.5 sacks ... Had 5.5 tackles-for-loss in eight games as a freshman in 2020 ... Second-team all-conference selection as a sophomore.

High School: Prepped at Griffin High School, where he advanced to the state playoffs in each of his four seasons with the program... Earned 5A All-Conference First Team honors as a senior.

Personal: Son of Wymella Miller... Has two brothers, Donovan and David.

Career Defensive Stats

Date	Opponent	UA-A-TT	TFL	Sack	Int.	PD	FF/R
10-15-22	at Baylor	1-0-1	0-0	0-0	0	0	0/0
11-19-22	Texas	0-1-1	0-0	0-0	0	0	0/0
2022		1-1-2	0-0	0-0	0	0	0/0

Career Highs: Tackles - 1 (Two Times, MR vs. Texas, 11-19-22)



47

JARED CASEY
 Tight End | 6'0" | 255 | 2L | Junior
 Plainville, Kan. | Plainville HS

Career Honors: 2021: Academic All-Big 12 Football First Team.

2022: Tennessee Tech: Recorded a solo tackle against the Golden Eagles in season opener ... at West Virginia: Grabbed two catches on two targets for 23 yards in win over Mountaineers ... at Houston: Contributed in win over the Cougars with an eight-yard TD catch ... Duke: Logged two catches for 24 yards in win over the Blue Devils ... Iowa State: Grabbed a catch for 30 yards in win over the Cyclones ... TCU: Did not record any stats ... at Oklahoma: Caught a pass for nine yards against the Sooners ... at Baylor: Recorded a catch for 20 yards ... Oklahoma State: Caught two passes for six yards and a TD against the Cowboys ... at Texas Tech: Grabbed one catch for a game-long 66 yards that resulted in a TD on fourth down ... Texas: Reeled in one catch for nine yards ... at Kansas State: Finished with four catches for 23 yards ... Arkansas: Caught both his targets for six yards and a TD.

2021: Played in nine out of 12 games for the Jayhawks as a tight end ... Had eight receptions for 101 yards and two touchdowns on the year ... Made first career start in the last game of the 2021 season against West Virginia ... at Texas: Caught the game-winning-2-point conversion at Texas in the KU overtime 57-56 win ... at TCU: Had four catches for 34 yards and one touchdown against the Horned Frogs with a long reception of 10 yards... West Virginia: Posted a career-high 67 yards on four catches and a touchdown... Had his long reception of 43 yards.


High School: Was an 11-time letterwinner at Plainville high school between football, basketball and track & field ... Played under head coach Grant Stephenson for the Cardinals football team ... Named first team All Conference all four years in football ... Had over 2,000 yards rushing during two seasons at running back, while adding nine interceptions, 425 tackles and 30 total touchdowns over his career ... First Team All-State for three years, while being a nominee for player of the year during two of those seasons ... In basketball, team was Sub-State Champions twice, while he scored over 1,500 career points ... Was named first team All-Conference for three years, first team All-State for three years and player of the year nominee for two years in basketball ... Named to the All-Conference team and All-State team in track & field for two years.

Personal: Son of Jerry and Karen Casey ... Has six siblings: Jessica, Justin, Amanda, Andrew, Brianna and Amy ... Plans to major in sports management.

Career Receiving Stats

Date	Opponent	No.	Yds.	TD	Avg.
11-20-21	at TCU	4	34	1	8.5
11-27-21	West Virginia	4	67	1	16.8
2021		8	101	2	12.6
9-10-22	at West Virginia	2	23	0	11.5
9-17-22	at Houston	1	8	1	8.0
9-24-22	Duke	2	24	0	12.0
10-1-22	Iowa State	1	30	0	30.0
10-15-22	at Oklahoma	1	9	0	9.0
10-22-22	at Baylor	1	20	0	20.0
11-5-22	Oklahoma State	2	6	1	3.0
11-12-22	at Texas Tech	1	66	1	66.0
11-19-22	Texas	1	9	0	9.0
11-26-22	at Kansas State	4	23	0	5.8
12-28-22	vs. Arkansas	2	6	1	3.0
2022		16	218	3	13.6
Career		24	319	5	13.3

Career Highs: Receptions - 4 (Three Times, MR at Kansas State, 11-26-22), Yards - 67 (vs. West Virginia, 11-27-21), Touchdowns - 1 (Four times, MR vs. Oklahoma State, 11-5-22).



47

JACOBY DAVIS
 Cornerback | 5'10" | 165 | HS | Freshman
 Houston, Texas | North Shore Senior HS

High School: Rated a three-star by Rivals and 247 Sports out of North Shore Senior High School under head coach Jon Kay ... Helped the Mustangs to back-to-back State Championship appearances, including a State Championship in 2021 ... Was named 21-6a First Team All-Defense in 2022 ... Recorded a pass breakup and interception in the 2022 6a State Championship Game.

Personal: Son of Jarvlyon Davis and Jacoby George ... Chose KU over Auburn, Florida, Georgia, Michigan and Texas A&M, among others.



47 **JARED CASEY**



50

MIKE NOVITSKY

Offensive Line | 6'5" | 300 | 1L | RS-Senior
Victor, N.Y. | Victor HS

Career Honors: 2023: Preseason All-Big 12 First Team (Big 12, Athlon), Preseason All-Big 12 Second Team (Phil Steele) ... 2022: All-Big 12 Second Team (Coaches), Preseason Rimington Trophy Watch List, 2021: All-Big 12 Honorable Mention

2022: Tennessee Tech: Started at offensive line against the Golden Eagles in season opener ... at West Virginia: Started against the Mountaineers at offensive line ... at Houston: Made the start in win over the Cougars ... Has not allowed a sack through first three games of the season ... Duke: Started at center for the Jayhawks in win over the Blue Devils ... Iowa State: Started at center for the Jayhawks in win over the Cyclones ... TCU: Started at center for the Jayhawks ... at Oklahoma: Started at offensive line against the Sooners ... at Baylor: Started at offensive line against the Bears ... Oklahoma State: Did not allow a sack against the Cowboys ... at Texas Tech: Started on the offensive line for the Jayhawks ... Texas: Started on the offensive line for the Jayhawks ... Did not allow a sack against the Longhorns ... at Kansas State: Started on the offensive line for the Jayhawks.

2021: Started at center all 12 games for the Jayhawks ... Named to the preseason Rimington Trophy Watch List ... Did not allow a sack or commit a penalty in 799 total snaps for the Jayhawks ... According to PFF, graded out at 96% or better in pass blocking efficiency in all 12 games... Led an offensive line that allowed just 16 sacks in 12 games after allowing 43 sacks in nine games in 2020 without Novitsky...Has not allowed a sack in 2,302 career collegiate snaps.

2020 (at Buffalo): Started seven games at center... Named first-team All-MAC ... Named Academic All-MAC ... Helped block for an offense that ranked second in the nation in rushing yards per game (287.4) and allowed only one sack on the season ... Unit was a semifinalist for the Joe Moore Award, given to the top offensive line in FBS ... Helped guide the way for RB Jaret Patterson rushing for 1,072 yards and 19 touchdowns in just six games.

2019 (at Buffalo): Started all 13 games at center ... Named Academic All-MAC ... Part of a unit that was named honorable mention for the Joe Moore Award as one of the top 15 offensive line units in the nation ... Helped block for an offense that rushed for a school-record 3,256 yards and allowed a program-low eight sacks... Named to the FWAAs Freshman All-American Team Mid-season Watch List.

2018 (at Buffalo): Played in three games, and utilized redshirt season.

High School: Prepped at Victor High School, where he was also recruited to play lacrosse... Played defensive end and tight end for the Blue Devils ... Named All-State Honorable Mention as a junior after having 53 tackles and three interceptions as well as averaged 16.2 yards per catch and scored two touchdowns ... Named a Monroe County All-Star ... As a senior, he was the Monroe County Division Player of the Year and the Daily Messenger Player of the Year ... Also a two-time state champion in lacrosse.



51

EMORY DUGGAR

Long Snapper | 6'2" | 225 | 5Q | RS-Sophomore
Baton Rouge, La. | Catholic HS

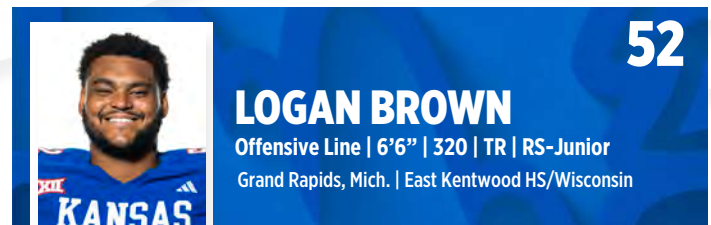
2022: Did not see game action.

2021: Did not see game action.

2020: Did not see game action.

High School: Five-time letterwinner between football and lacrosse while at Catholic High School in Baton Rouge, Louisiana ... Played football under head coach Gabe Fertitta ... 2018-19 football district champs and state runner-up ... 2019 lacrosse district champions, while making the first Final Four in school history ... Named special teams payer of the year in 2019 ... Joined the football team his junior year of high school.

Personal: Son of Chuck and Meg Duggar ... Has two siblings, Marygrace and Allen ... Plans to major in sports management.



52

LOGAN BROWN

Offensive Line | 6'6" | 320 | TR | RS-Junior
Grand Rapids, Mich. | East Kentwood HS/Wisconsin

2022 (at Wisconsin): Appeared in six games, making three starts for the Badgers.

2021 (at Wisconsin): Played in all 13 games for the Badgers, earning his second letter.

2020 (at Wisconsin): Earned first letter, appearing in all 7 games ... made Badger debut vs. Illinois on Oct. 23.


2019 (at Wisconsin): Did not see playing time, redshirted.

High School: Five-star recruit by 247 Sports ... four-star recruit by ESPN and Rivals ... All-American Bowl selection ... helped East Kentwood capture OK Conference championship as a senior ... all-state as a junior and senior ... All-OK Conference selection as a junior and senior ... team captain as a senior ... also starred in track, helping East Kentwood to back-to-back state titles as a sophomore and junior ... won consecutive Division 1 state championships in the shot put as a sophomore and junior ... finished eighth in shot put as a junior and 10th as a senior at New Balance Nationals ... four-year all-academic selection ... coach was Tony Kimbrough.

Personal: Son of Kristyn Brown ... sister Jessica played volleyball at Western Michigan.



50 MIKE NOVITSKY



52

D.J. WITHERS
 Defensive Line | 6'4" | 292 | RS | RS-Freshman
 Little Rock, Ark. | Joe T. Robinson HS

2022: Tennessee Tech: Assisted one tackle in season opener against the Golden Eagles ... Duke: Recorded a solo tackle in win over the Blue Devils ... Iowa State: Did not record any stats ... TCU: Hurried the QB once against the Horned Frogs ... at Texas Tech: Assisted on a tackle against the Red Raiders ... Texas: Made three solo tackles against the Longhorns, one being a TFL of a yard.

2021: Made his first career appearance at Oklahoma State ... Did not record any stats.

High School: A 247 Sports composite three-star recruit ... Coached by Todd Eskola ... Helped lead team to a 9-4 mark and a top 25 state ranking ... Posted 69 tackles and 13 sacks as a senior...Also caused four fumbles, defended two passes and notched an interception...Had 75 tackles with eight sacks as a junior ... Sports Illustrated All-American Candidate...Helped team win a state championship in 2019 as a junior ... Ranked as seventh-best high school player in Arkansas by MaxPreps.

Personal: Son of Chequetta and Deldrick Withers ... Has one brother, Branden ... Also drew interest from Vanderbilt, Central Florida, Tulane and others...Plans to major in advertising or business.

Career Defensive Stats

Date	Opponent	UA-At-TT	TFL	Sack	Int.	PD	FF/R
9-2-22	Tennessee Tech	0-1-1	0-0	0-0	0	0	0/0
9-24-22	Duke	1-0-1	0-0	0-0	0	0	0/0
11-12-22	at Texas Tech	0-1-1	0-0	0-0	0	0	0/0
11-19-22	Texas	3-0-3	1.0-1	0-0	0	0	0/0
2022		4-2-6	1.0-1	0-0	0	0	0/0
Career		4-2-6	1.0-1	0-0	0	0	0/0

Career Highs: Tackles - 3 (vs. Texas, 11-19-22), Tackles-for-loss - 1 (vs. Texas, 11-19-22).



54 **MICHAEL FORD**



53

CALEB TAYLOR
 Defensive Line | 6'4" | 300 | 2L | Junior
 St. Louis, Mo. | Staley HS

2022: Tennessee Tech: Recorded a half-sack for a one-yard loss in season opener ... at West Virginia: Did not record any stats ... at Houston: Did not record any stats ... Duke: Did not record any stats ... Iowa State: Recorded two tackles (one solo, one assisted) in win over the Cyclones ... TCU: Assisted on a tackle against the Horned Frogs ... at Oklahoma: Recorded four tackles (one solo, three assisted), one of the assisted tackles came for a loss ... at Texas Tech: Assisted on a tackle against the Red Raiders.

2021: Saw action in all 12 games for KU, while starting four contests ... Registered 14 total tackles (eight solo, six assisted) with a career high two tackles-for-loss against South Dakota for five yards...at Coastal Carolina: Totaled three tackles, including two solo stops...at Duke: Posted a career-high four tackles against the Blue Devils with two solo tackles and two assists...Also tallied a quarterback hurry...at Oklahoma State: Picked up an assisted tackle... at Texas: Collected one solo tackle.

2020: Saw playing time in each of KU's final three games of the season ... Recorded three tackles (one solo, two assisted) ... Forced a fumble, which was returned for 15 yards. at Oklahoma: Made his first appearance for the Jayhawks this season and recorded his first stats, collecting two assisted tackles against the Sooners ... TCU: Recorded his first stats as a Jayhawk when the freshman defensive lineman made a solo tackle in the second quarter ... at Texas Tech: Played on KU's defense for the third game in a row ... In the fourth quarter, he recovered and returned KU's third forced fumble of the day for 15 yards ... The fumble recovery was a career first for the freshman from Kansas City, Missouri.

High School: Rated a three star strongside defensive end by Rivals.com ... Also earned a three-star rating from ESPN and 247 Sports ... Helped Staley HS to the District Championship in 2019 under the direction of head coach Phil Lite ... Voted First Team All-Conference his junior year at Hazelwood Central HS in St. Louis, Missouri ... Had a breakout game in the playoffs against Raytown during his senior year, scoring two touchdowns, including an interception, while recording two sacks and seven tackles.

Personal: Son of Chandra and Brian Taylor ... Has five siblings: Nick, BJ, Chris, Eric and Tay ... Plans to major in architecture ... Chose Kansas over offers from Illinois, Iowa State, Ohio, SMU and Wyoming, among others.

Career Defensive Stats

Date	Opponent	UA-At-TT	TFL	Sack	Int.	PD	FF/R
11-7-20	Oklahoma	0-2-2	0-0	0-0	0	0	0/0
11-28-20	TCU	1-0-1	0-0	0-0	0	0	0/0
12-5-20	at Texas Tech	0-0-0	0-0	0-0	0	0	1/0
2020		1-2-3	0-0	0-0	0	0	1/0
9-3-2021	South Dakota	2-0-2	2-5	0-0	0	0	1/0
9-10-21	at Coastal Carolina	2-1-3	0-0	0-0	0	0	0/0
9-18-21	Baylor	1-1-2	0-0	0-0	0	0	0/0
9-25-21	at Duke	2-2-4	0-0	0-0	0	0	0/0
10-30-21	at Oklahoma State	0-1-1	0-0	0-0	0	0	0/0
11-13-21	at Texas	1-0-1	0-0	0-0	0	0	0/0
11-20-21	at TCU	0-1-1	0-0	0-0	0	0	0/0
2021		8-6-14	2-5	0-0	0	0	0/0
9-2-22	Tennessee Tech	0-1-1	0-0	0-0	0	0	0/0
10-1-22	Iowa State	1-1-2	0-0	0-0	0	0	0/0
10-8-22	TCU	0-1-1	0-0	0-0	0	0	0/0
10-15-22	at Oklahoma	1-3-4	0.5-0	0-0	0	0	0/0
11-12-22	at Texas Tech	0-1-1	0-0	0-0	0	0	0/0
2022		2-7-9	0.5-0	0.5-0	0	0	0/0
Career		11-15-26	2.5-5	0.5-0	0	0	1/0

Career Highs: Tackles - 4 (Two Times, MR at Oklahoma, 10-15-22), Tackles for Loss - 2 (vs. South Dakota, 9-3-12) Fumble recoveries - 1 at (Texas Tech, 12-5-20), Sacks - 0.5 (vs. Tennessee Tech, 9-2-22).

**MICHAEL FORD JR.**

Offensive Line | 6'3" | 305 | 2L | Junior
Homewood, Ill. | Homewood-Flossmoor HS

2022: at West Virginia: Started for the Jayhawks on the offensive line ... Has not allowed a sack through two games ... at Houston: Made the start on the offensive line in win over the Cougars ... Has not allowed a sack through first three games of the season ... Duke: Saw game time on the offensive line in win over the Blue Devils ... Iowa State: Started on the offensive line for the Jayhawks in win over the Cyclones ... TCU: Started on the offensive line for the Jayhawks ... at Oklahoma: Started at offensive line against the Sooners ... at Baylor: Started at offensive line against the Bears ... Oklahoma State: Did not allow a sack against the Cowboys ... at Texas Tech: Started on the offensive line for the Jayhawks ... Texas: Started on the offensive line for the Jayhawks ... Did not allow a sack against the Longhorns ... at Kansas State: Started on the offensive line for the Jayhawks.

2021: Started at right guard on the offensive line in 11 of 12 games for the Jayhawks ... Made his first KU start at guard at Coastal Carolina, and started every remaining game after that ... Also saw time at right tackle in season opener against South Dakota...Was part of an offensive line that allowed just 16 sacks in 12 games ... Helped lead the way for running back Devin Neal, who averaged 4.5 yards per carry on 158 totes, while scoring eight rushing touchdowns.

2020 (at Buffalo): Utilized his redshirt season his first year with the Bulls.

High School: Offensive lineman who prepped at Homewood-Flossmoor High School in Illinois ... A 2019 Chicago Tribune Southtown Football All-Area Second Team selection ... 2019 SWSC All-Conference selection ... Dual-sport standout at Homewood-Flossmoor, also shining in wrestling ... Went 24-8 at heavyweight and was named SWSC All-Conference in 2018.

**ARMAJ REED-ADAMS**

Offensive Line | 6'5" | 330 | 2L | RS-Sophomore
DeSoto, Texas | DeSoto HS

2022: Duke: Saw action in win over the Blue Devils on the offensive line ... Iowa State: Did not record any stats in win over the Cyclones.

2021: Saw action in three games for the Jayhawks on the offensive line and special teams ... Did not record any stats.

2020: Played in the team's last five games of the season, starting three of those contests (vs. ISU, vs. TCU and at Texas Tech) ... at Kansas State: Saw his first playing time as a Jayhawk at K-State in the Dillons Sunflower Showdown ... Iowa State: Made his first-career start against Iowa State, at right guard ... at Oklahoma: Played in his third-straight game on the offensive line ... TCU: One of six true freshmen who started on offense for the Jayhawks against the Horned Frogs ... He manned the RG position ... at Texas Tech: Rounded out the season with another start at RG, his third of the season, and played in five of the Jayhawks' nine games overall.

High School: Three star recruit out of DeSoto HS, as labeled by Rivals.com, 247 Sports and ESPN ... Coached by Claude Mathis at DeSoto, where he helped the Eagles to a 9-3 record in 2019 ... Ranked the No. 25 recruit in the state of Texas according to MaxPreps ... The Dallas Morning News listed him among the top-100 players in the Lone Star State, coming in at No. 72 ... Played at Mesquite Horn prior to his senior season at DeSoto ... Competed in shot put and discus for Mesquite Horn's track & field team as a sophomore in 2018.

Personal: Son of Crystal Reed and Lyonel Adams ... Plans to major in engineering ... Drew interest from North Texas, New Mexico State, Southern Miss, Illinois State and more.

**MARCUS CALVIN**

Defensive Line | 6'2" | 308 | HS | Freshman
St. Petersburg, Fla. | Gibbs HS

High School: A 247 Sports and Rivals three-star recruit...Posted 76 tackles his senior season with 63 solo stops and 13 assists...Posted seven sacks and six quarterback hurries as a senior ... Also posted three forced fumbles and two fumble recoveries...Played for head coach Louis Murphy...Named to the Pinellas County Athletic County Football South Division Team ... Named the Defensive Line MVP of the 28th Annual Pinellas County All-Star Game ... Posted 44 tackles and four sacks as a junior for Gibbs ... Also lettered in basketball, averaging double figure points for the varsity team as a sophomore and junior.

Personal: Son of Ashley and Darian Platt...Has one sibling, Jordan.

**HANK KELLY**

Offensive Line | 6'4" | 305 | SQ | Sophomore
Fayetteville, Ark. | Fayetteville HS

2022: Did not see game action.

2021: Did not see game action.

High School: Played for Coach Casey Dick at Fayetteville HS ... Earned three varsity football letters ... State champion in track in field in the shotput ... Member of the 2020 Arkansas Senior Super Team.

Personal: Son of Mandy and Owen Kelly.

**KAEL FARKES**

Offensive Line | 6'3" | 290 | RS | RS-Freshman
Lenexa, Kan. | Shawnee Mission Northwest HS

2022: Did not see game action.

High School: Prepped at Shawnee Mission Northwest...Helped team advance to the state playoffs in each of his four years...Two-time second-team All-Sunflower League selection... Two-time second-team all-state selection on the offensive line...Also competed in track and field.

Personal: Parents are Chris and Leanne Farkes...Has one sibling, Mackenzie...Leanne played softball at Culver-Stockton College.



59
JAYDON BRITTINGHAM
 Defensive End | 6'3" | 235 | HS | Freshman
 Lawrence, Kan. | Lawrence HS

High School: Played under head coach Clint Bowen at Lawrence high school ... Cousin of Kansas' Calvin Clements ... Also played basketball for the Lions.



59
NOLAN GORCZYCA
 Offensive Line | 6'6" | 310 | 1L | RS-Sophomore
 Omaha, Neb. | Roncalli Catholic HS/Buffalo

2022: Appeared in one game, the Jayhawks season-opening win against Tennessee Tech.

2021 (at Buffalo): Preserved Redshirt status, playing in four games for the Bulls...Saw action on the offensive line against Wagner, Nebraska, Coastal Carolina and Old Dominion.

High School: Prepped at Roncalli Catholic High School...Three-year starter and a team captain... Two-time All-State Class B selection...Two-time All-River Cities Conference selection...Two-time All-District Selection.



60
LUKE HOSFORD
 Long Snapper | 6'2" | 225 | 2L | RS-Junior
 Cuyahoga Falls, Ohio | Woodridge HS

Career Honors: 2023: Preseason All-Big 12 Third Team (Phil Steele)

2022: Tennessee Tech: Made the start at long-snapper in season opener ... at Houston: Made an appearance at long-snapper in win over Houston ... Duke: Saw game time in win over the Blue Devils ... Iowa State: Did not record any stats ... TCU: Made the start at long-snapper against the Horned Frogs.

2021: Primary snapper on special teams for the Jayhawks, handling punt, field goal and extra point duties ... Appeared in all 12 games, making two solo tackles on the year.

2020: Saw playing time in three games in the second half of the season ... Did not record any stats in his second year as a Jayhawk. at Kansas State: Saw his first playing time of the season in the Dillons Sunflower Showdown ... at Texas Tech: Made his second appearance of the year in Lubbock, without recording any stats on the afternoon.

2019: Made two appearances near the end of the season for the Jayhawks. at Oklahoma State: The rookie long snapper made his first appearance as a Jayhawk in Stillwater against the nationally ranked Cowboys ... at Iowa State: Played for the second time this season against the Cyclones in Ames.

High School: Played at Woodridge High School in Cuyahoga Falls, Ohio ... Looking to translate his strong impact on special teams to the college level.



63
JAKE EISENHAUER
 Offensive Line | 6'1" | 305 | SO | RS-Sophomore
 Salina, Kan. | Salina Central HS

2022: Did not see game action.

2021: Did not see game action.

High School: Played for Coach Mark Sandbo at Salina Central...Kansas Honor Scholar winner... Winner of the Buddy McConnell (MVP) Award at Salina Central...5A All-State Honorable Mention...AVCTL Division 2 First-Team Offensive Line.

Personal: Son of Mona and Terry Eisenhauer.



67
DOMINICK PUNI
 Offensive Line | 6'5" | 320 | 1L | RS-Senior
 St. Charles, Mo. | Francis Howell Central HS/Central Missouri

Career Honors: Preseason All-Big 12 Second Team (Phil Steele), Preseason All-Big 12 Third Team (Athlon) ... 2022: All-Big 12 Honorable Mention (OL, ONoY) (Coaches)

2022: Tennessee Tech: Started the season opener on the offensive line ... at West Virginia: Made the start on offensive line ... at Houston: Made the start against Houston ... Has not allowed a sack through the first three games of the season ... Duke: Made the start against the Blue Devils on the offensive line ... Iowa State: Started on the offensive line in win over the Cyclones ... TCU: Made the start against the Horned Frogs on the offensive line ... at Oklahoma: Started at offensive line against the Sooners ... at Baylor: Started at offensive line against the Bears ... Oklahoma State: Did not allow a sack against the Cowboys ... at Texas Tech: Started on the offensive line for the Jayhawks ... Texas: Started on the offensive line for the Jayhawks ... Did not allow a sack against the Longhorns ... at Kansas State: Started on the offensive line for the Jayhawks.

University of Central Missouri: Played four seasons at UCM...Earned honorable mention all-conference honors in 2019...Started all 13 games at left tackle in 2019 for the Mules...Played in seven games as a true freshman in 2018...Started the final three games of the 2018 season at right tackle.

High School: Prepped at Francis Howell Central High School in St. Louis metro area...Did not allow a sack during his high school career...Also competed in volleyball for four seasons and track and field as a senior.

Personal: Parents are Jessica and Teu Puni...Has two older brothers, Derrick and Devin, who both played football at Central Missouri...Derrick signed as an undrafted free agent with the Dallas Cowboys in 2018...Has one sister, Brianna, who played basketball at Illinois State and Eastern Michigan.

**KOBE BAYNES**

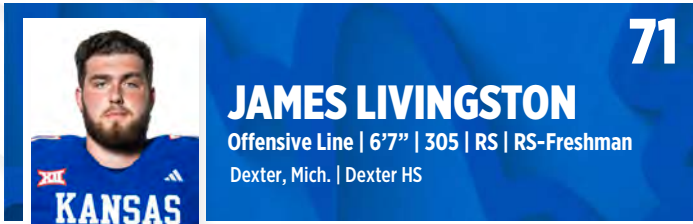
Offensive Line | 6'4" | 320 | 1L | RS-Sophomore
Jacksonville, Fla. | Sandalwood HS/Louisville

2022: Appeared in three games for the Jayhawks.

2021 (at Louisville): Did not see any game action.

2020 (at Louisville): Did not see any game action.

High School: Mid-year enrollee... played for Adam Geis at Sandalwood High School ... 62nd-ranked offensive guard and 124th-ranked player in the state of Florida ... rated as the No. 78 offensive guard by 247Sports, which also lists him as the No. 132 overall target in the Sunshine State ... rated by ESPN as the 26th-best player at his position and 80th-best player in the state ... played both offensive guard and defensive tackle ... earned first team all-conference honors ... received offers from Arkansas, Boston College, Duke, Florida State, Illinois, Mississippi, South Carolina, USF, Utah, and Virginia Tech.

**JAMES LIVINGSTON**

Offensive Line | 6'7" | 305 | RS | RS-Freshman
Dexter, Mich. | Dexter HS

2022: Did not see any game action.

High School: A 247 Sports 3-star recruit...Ranked as a 2-star recruit by Rivals.com ... Prepped at Dexter High School for Coach Phil Jacobs...First-team all-state selection by the Detroit News as a senior ... Named first-team all-state Division 2 by the Detroit Free-Press as a senior ... First-team All-State, Associated Press as a senior ... Two-time first-team Ann Arbor Dream Team selection...First-team all-region and honorable mention All-Southeastern Conference White honors as a junior.

Personal: Son of Drew and Kathy Livingston

**GRADY SEYFERT**

Defensive Line | 6'1" | 263 | HS | Freshman
Beloit, Kan. | Beloit HS

High School: Prepped under head coach Brad Gober at Beloit high school ... Named to the Kansas Football Coaches Association Top 11 Team ... All-Vype Defensive Player of the Year in Central Kansas ... Named Sports in Kansas 2A Defensive Player of the Year in over the last two seasons ... Finished the 2022 season with 52 tackles, 21 tackles-for-loss, 1.0 sacks and 2 fumble recoveries ... Also participates in track and field at Beloit high school.

**DANNY ROBINSON**

Offensive Line | 6'5" | 305 | SQ | RS-Sophomore
Overland Park, Kan. | Blue Valley Northwest HS

2022: Did not see game action.

2021: Did not see game action.

2020: Did not see game action.

High School: Played at Blue Valley Northwest HS under head coach Clint Rider Credited with 13 pancake blocks, two fumble recoveries and three blocked field goals in 2019 ... Named All-Eastern Kansas League Honorable Mention as a senior ... Earned Blue Valley Northwest's August Athlete of the Month in 2019 ... Voted a football team captain as a junior and senior ... Selected for BVNW Victory and Honor Award in 2019 ... Also earned three letters in wrestling ... Voted a wrestling team captain as a senior ... Named to the All-Academic team for wrestling as a junior.

Personal: Son of Amy and Rick Robinson ... His father, Rick, played basketball at Washington University ... Has one brother, Joey, and one sister, Katie Ann ... Member of the National Honor Society ... Plans to major in finance.

**DRE DOIRON**

Offensive Line | 6'4" | 305 | 1L | RS-Sophomore
London, Ontario | Catholic Central HS/Buffalo

2022: Appeared in three games for the Jayhawks

2021 (at Buffalo): Academic All-MAC selection ... Started at right tackle for the Bulls in 10 games, while appearing in all 12 games ...Helped pave the way for a unit that averaged 195 rushing yards per game.

2020 (at Buffalo): Redshirted his first season with the Bulls.

High School: Prepped at Catholic Central in Ontario, Canada ... Named a 2019 Pro Football Hall of Fame World Bowl All-American ... Earned the 2018 Jim Allen Award, given to the best offensive lineman in the conference ... Two-time all-conference selection.

**DE'KEDRICK STERNS**

Offensive Line | 6'4" | 315 | SQ | RS-Sophomore
Austin, Texas | Del Valle HS

2022: Did not see game action.

2021: Did not see game action.

High School: A 247 Sports and Rivals three-star recruit ... Coached by Charles Burton ... 2019 District 25-6A First-Team All-District ... Selected to play in the Hawaii Tiki Bowl ... Part of an offensive line that blocked for a 1,000-yard rusher and a 2,500-yard passer in 2019 ... Also competed in track and field.

Personal: Son of Latoyia Sterns ... Has three sisters, Anniyah Walton, Terryasha Chase and Genevieve Ramirez ... Also drew interest from Duke, Tulane, Colorado State and others ... Plans to major in business management.



75

CALVIN CLEMENTS
 Offensive Line | 6'7" | 310 | HS | Freshman
 Lawrence, Kan. | Free State HS

High School: Played at Lawrence Free State High School, where he was rated the No. 8 player in the state of Kansas by Rivals and 247Sports ... Was named to the Lawrence Journal-World's All-Area team ... Played his first two seasons of high school football at eight-man Veritas Christian before transferring to Free State in 2021 ... Quickly became an anchor to the Free State offensive line, leading them to an 8-3 record in 2021.



76

SPENCER LOVELL
 Offensive Line | 6'6" | 330 | TR | RS-Junior
 Fort Collins, Colo. | Rocky Mountain HS/Arizona State/Cal

2022 (at Cal): Played in and started each of the first three games at right guard before suffering a season-ending injury in game three at Notre Dame ... Recorded one tackle on the season.

2021 (at Arizona State): Appeared in 11 games as a reserve lineman for ASU.

2020 (at Arizona State): Appeared in all four games in a COVID shortened season, playing on special teams and rotating in n the offensive line.

2019 (at Arizona State): Saw action in 12 of 13 games, serving as a reserve offensive lineman and on special teams.

2018 (at Arizona State): Was able to earn some postseason experience without it counting against his eligibility, making his first career appearance in the Las Vegas Bowl.

High School: Listed as a three-star prospect by and the No. 78 offensive guard in America by 24/7 Sports ... Recognized as a CHSAA/MaxPreps All-State Honorable Mention after an outstanding senior season ... Helped pave the way for a rushing attack that averaged 156.2 yards per game ... Multi-sport athlete that also played basketball which helped improve footwork and agility.

Personal: Son of Scooter and Kris Lovell ... Studied liberal studies at Arizona State and earned his Bachelor's degree from ASU in December 2021 ... Pursued a graduate certificate in Entrepreneurship at Cal.



77 **BRYCE CABELDUE**



77

BRYCE CABELDUE
 Offensive Line | 6'6" | 300 | 3L | Junior
 Clovis, N.M. | Clovis HS

2022: Tennessee Tech: Started against the Golden Eagles on the offensive line ... at Houston: Started for the Jayhawks in win over the Cougars ... Did not allowed a sack through three games ... Duke: Made an appearance on the offensive line in win over the Blue Devils ... Iowa State: Started on the offensive line in win over the Cyclones ... TCU: Started on the offensive line against the Horned Frogs ... at Oklahoma: Started at offensive line against the Sooners ... at Baylor: Started at offensive line against the Bears ... Oklahoma State: Did not allow a sack against the Cowboys ... at Texas Tech: Started on the offensive line for the Jayhawks ... Texas: Started on the offensive line for the Jayhawks ... Did not allow a sack against the Longhorns ... at Kansas State: Started on the offensive line for the Jayhawks.

2021: Started at right tackle in all 12 contests for the Jayhawks... Started 14 straight games on the offensive line, dating back to 2020... Was part of an offensive line that allowed just 16 sacks in 12 games, after allowing 43 sacks in nine games in 2020...Helped freshman running back Devin Neal rush for 707 yards and eight touchdowns on 158 carries...Blocked for quarterback Jalon Daniels, who completed 55 of 92 passes for six touchdowns in the final three games of the season.

2020: Played in four of the Jayhawks' last five games of the season ... Earned starts in the final two games, vs. TCU and at Texas Tech. at Kansas State: Saw his first playing time as a Jayhawk in the Dillons Sunflower Showdown ... at Oklahoma: Made his second appearance in the Crimson and the Blue in Norman; did not record any stats on the afternoon ... TCU: One of six true freshmen to start on offense for KU against the Horned Frogs ... His first-career start came at the RT position ... at Texas Tech: Earned his second-consecutive start of the season at RT in Lubbock, which was his fourth appearance for the Jayhawks this fall ... Did not register any statistics on the day.

High School: Coached by head coach Cal Fullerton at Clovis HS ... Helped lead the Wildcats to the district championship in 2019 ... Earned All-State First Team honors on offense as a senior ... Also named All-State Second Team on defense ... Picked up All-District First Team honors in 2019 ... Named the Golden Helmet Award winner as a senior ... Picked up Most Improved Player honors for Clovis HS in 2018 ... Also lettered in basketball and baseball ... Helped lead the Wildcats to the 2019 district tournament basketball title as a junior, on his way to honorable mention all-district honors ... Earned all-district honors in baseball as a junior.

Personal: Son of Brendi and Tyler Cabeldue ... Has one sister, Kaci, and two brothers, Cole and Roddy ... Plans to major in business.



80

MACK MOELLER
 Tight End | 6'3" | 220 | SQ | Sophomore
 Mission, Kan. | Bishop Miege HS

2022: Did not see game action.

2021: Did not see game action.

High School: Appeared on varsity all four years of his high school career...Finished his senior season with 66 catches for 1,164 yards and 14 total touchdowns...Selected for 2021 Kansas Shrine Bowl.

Personal: Son of Debbie Moeller.



81

QUINTON CONLEY

Wide Receiver | 6'6" | 220 | RS | RS-Freshman
Kansas City, Mo. | Pembroke HS

2022: Did not appear in any games as he redshirted his first season at Kansas.

High School: Attended Pembroke Hill HS where he earned high academic honors and was a 4 year letter-winner in three sports ... Was selected as an All-State wide receiver, All-State safety and was also selected to the All-District Team as a punter ... Three-sport athlete, achieving All-State honors in track & field (4x100 and 4x200). He also earned All-District honors in basketball and was selected to play in the coveted Di'Renna All Star Game ... Quinton and his two brothers (Devin and Darin Conley) were three of the four legs of the 4x100 and they set a new school record at Pembroke Hill ... Also holds the Pembroke Hill career touchdown record...A member of the first ever Jr. NBA World Championship team.

Personal: Son of Lance and Dana Conley.



82

ISRAEL MOSES

Wide Receiver | 6'2" | 187 | HS | Freshman
Minneapolis, Minn. | De La Salle HS

High School: Prepped at De La Salle high school in Minneapolis, Minnesota, where he was a three-year starter and team captain for the football team ... Also plays basketball and track & field ... Ran a 11.75 in the 100 meters and 23.25 in the 200 meters for the track & field team.

Personal: Son of Isreal Moses IV and Kyra Moses.



84

KEVIN TERRY

Wide Receiver | 6'1" | 195 | 1L | RS-Senior
Little Elm, Texas | Little Elm HS/Texas Tech

2022: Tennessee Tech: Targeted twice in season opener for two catches and 21 yards ... at West Virginia: Grabbed a catch on one attempt for 12 yards ... at Houston: Did not record any stats ... Duke: Did not record any stats ... Iowa State: Did not record any stats ... at Baylor: Caught a pass for nine yards ... Texas: Caught a pass for 12 yards ... at Kansas State: Finished with both targets getting caught for 9 total yards vs the Wildcats ... Arkansas: Had one catch for 30 yards in the Liberty Bowl vs the Razorbacks.

2021: Did not see game action.

2020 (at Texas Tech): Played in three games for the Red Raiders at wide receiver and special teams ... Saw action against Houston Baptist, Texas and Oklahoma.

2019 (at Texas Tech): Appeared in four games for Texas Tech, playing mostly on special teams.

2018 (at Texas Tech): Utilized his redshirt season ... Appeared in one game against Lamar.

High School: Prepped at Little Elm High School in Little Elm, Texas ... Hauled in 21 touchdown catches and 64 total receptions for 1,419 yards over his final two high school seasons...Posted 823 yards on 32 catches as a senior.

Personal: Son of Nick and Shanna Terry ... Has two older brothers.

Career Receiving Stats

Date	Opponent	No.	Yds.	TD	Avg.
9-2-22	Tennessee Tech	2	21	0	10.5
9-10-22	at West Virginia	1	12	0	12.0
10-22-22	at Baylor	1	9	0	9.0
11-19-22	Texas	1	12	0	12.0
11-26-22	at Kansas State	2	9	0	4.5
2022		7	63	0	9.0
Career		7	63	0	9.0

Career Highs: Receptions - 2 (Two Times, MR at Kansas State, 11-26-22), Yards - 21 (vs. Tennessee Tech, 9-2-22).

Career Rushing Stats

Date	Opponent	No.	Yds.	TD	Avg.
11-12-22	at Texas Tech	1	-4	0	-4.0
2022		1	-4	0	-4.0
Career		1	-4	0	-4.0

Career Highs: Rushes - 1 (at Texas Tech, 11-12-22).



85

JARRED SAMPLE

Wide Receiver | 5'10" | 175 | HS | Freshman
Cypress, Texas | Cypress Ranch HS

High School: A 247 Sports and Rivals 3-star recruit ... Hauled in 31 catches for 685 yards and six touchdowns as a senior ... Finished career with 60 catches for 1,282 yards and 10 touchdowns ... Also had 128 rushing yards and two touchdowns during his high school career ... Team posted a 7-4 record and 5-2 district mark in 2022 ... Played for Coach Sean McAuliffe ... Topped the 100-yard mark twice during his senior season.

Personal: Son of Nikki and Derek Sample.



86

SURAHZ BUNCOM

Wide Receiver | 6'4" | 175 | HS | Freshman
Chula Vista, Calif. | Mater Dei Catholic HS

High School: Rated as a three-star recruit by Rivals and 247 Sports ... Played wideout at Mater Dei Catholic under head coach John Joyner ... Caught 30 passes for 467 yards and 9 touchdowns as a senior, helping the Crusaders to a 13-0 record and a State Championship ... Also played baseball and track and field at Mater Dei.

Personal: Brother, Frank Buncom IV, played safety at Stanford ... grandfather, Frank Jr., played seven years in the AFL at linebacker ... Received offers from Oregon, Oregon State, BYU and Colorado, among others.



87

WILL HUGGINS
Tight End | 6'7" | 245 | 2L | RS-Sophomore
Lenexa, Kan. | Shawnee Mission South HS

2022: Appeared in one game for the Jayhawks ... Did not record any stats

2021: Played in three games for the Jayhawks ... Did not record any stats

2020: Played in the Jayhawks' final three games of the year ... Hauled in one reception at Oklahoma, good for a gain of 20 yards, and made it into the end zone for his first catch and score of the season. at Oklahoma: Made his Jayhawk debut in Norman ... Scored his first-career touchdown on a 20-yard pass from Miles Kendrick as time expired in the game...TCU: Played in his second-straight game against the Horned Frogs without registering any stats ... at Texas Tech: Saw playing time in his third game of the season...Did not record any stats.

High School: Labeled as a three star recruit by Rivals, ESPN and 247 Sports ... Played for Brett Oberzan at Shawnee Mission South HS, where he played tight end and safety and also served as the team's kicker and punter ... Named Class 6A All-State by SportsinKansas ... Took home All-State Second Team honors from MaxPreps ... Earned Class 6A All-State Honorable Mention honors by the Topeka Capital-Journal ... Named All-Sunflower League First Team at both tight end and kicker ... Hauled in 26 receptions for 436 yards and three touchdowns as a junior at Shawnee Mission South HS ... Helped lead the Raiders to their best record in more than 30 years in 2018 ... Also lettered in track & field at Shawnee Mission South HS.

Personal: Son of Barb and Matt Huggins...Has three siblings: Jack, Morgan and Tommy ... Plans to major in exercise science...Chose Kansas over Oklahoma State, among others.

Career Receiving Stats

Date	Opponent	No.	Yds.	TD	Avg.
11-7-20	at Oklahoma	1	20	1	20.0
Career		1	20	1	20.0

Career Highs: Receptions - 1 (at Oklahoma, 11-7-20), Yards - 20 (at Oklahoma, 11-7-20), Touchdowns - 1 (at Oklahoma, 11-7-20).



88

TEVITA AHOAFI-NOA
Tight End | 6'4" | 245 | 1L | Senior
Salt Lake City, Utah | Highland HS/Snow College

2022: Appeared in 11 games ... Did not record any stats.

Prior to Kansas: A 247 Sports 3-star recruit ... Rated as a 2-star recruit by Rivals.com ... Played at Snow College after a standout high school career at Highland HS ... Caught nine passes for 159 yards and four touchdowns in seven games for Snow College during the Spring 2021 season ... Helped lead team to an NJCAA national runner-up finish ... A 2017 graduate of Highland High School in Salt Lake City ... Played mostly defense at Highland and totaled 29 tackles and three sacks as a senior.

Personal: Son of Ofa Noa and Sita Noa.




89

MASON FAIRCHILD
Tight End | 6'5" | 261 | 3L | Senior
Andale, Kan. | Andale HS

Career Honors: 2023: Preseason All-Big 12 Third Team (Athlon, Phil Steele) ... 2022: All-Big 12 Second Team (Coaches)... 2021: Academic All-Big 12 Football First Team. 2020: Academic All-Big 12 Football First Team.

2022: Tennessee Tech: Caught two passes for six yards and a TD against the Golden Eagles ... at West Virginia: Grabbed a TD pass for 10 yards against the Mountaineers ... at Houston: Recorded a catch for four yards in win over the Cougars ... Duke: Saw playing time, did not record any stats ... Iowa State: Started at TE for the Jayhawks in win over the Cyclones ... TCU: Caught three passes on three targets for 80 yards and a TD ... Recorded 39 YAC ... at Oklahoma: Led the Jayhawks in receptions with six ... Logged 106 yards and two TDs for his fourth score of the season ... at Baylor: Caught two passes for 19 yards ... Assisted on a tackle against the Bears ... Oklahoma State: Did not record any stats ... at Texas Tech: Led the Jayhawks in receptions with five on six targets ... Reeled in 49 yards through the air ... Texas: Caught five passes on five targets ... Logged 48 yards against the Longhorns to put him over 500 receiving yards on the season ... at Kansas State: Had four catches for 41 yards vs the Wildcats ... Arkansas: Hauled in six passes for 80 yards and a TD.

2021: Played in 11 of the Jayhawks' twelve games, while starting in nine ... Hauled in 13 catches for 128 yards and one touchdown ... His longest catch was for 20 yards ... Tallied three solo tackles on the year ... South Dakota: Had four receptions for 58 yards, including a one-handed grab on the sideline that was selected for SportsCenter's Top 10 Plays ... Baylor: Collected three catches for 13 yards ... Texas Tech: Caught a single pass for seven yards ... at Oklahoma State: Had one catch for a six-yard gain ... Kansas State: Made two catches for 13 yards ... at Texas: Posted two catches for 31 yards and his first career touchdown in the 57-56 overtime win against the Longhorns.

2020: Academic All-Big 12 Football First Team ... A starter for KU's offense in six of the nine games in which he played ... Caught five passes for a total of 57 yards, good for an average of 11.4 yards per reception ... His long catch of the year was 27 yards while his average receptions per game was 6.3 for the season. Coastal Carolina: Played in the Jayhawks' season-opener, but did not record any statistics ... at Baylor: Made his first start of the season at tight end against the Baylor Bears, did not record any stats ... Oklahoma State: Played against the Cowboys but did not record any stats ... at West Virginia: Kansas' starting tight end in Morgantown, his second starting assignment of the season ... Did not record any stats ... at Kansas State: One of three Jayhawk captains for the annual Dillons Sunflower Showdown ... Made his first catch of the season in the second quarter for 27 yards, the longest reception of his career ... His previous long of 23 yards came in 2019 ... Set a career high in catches with two and yards with 38 ... His previous best of one reception was made twice in 2019, most recently at TCU ... Iowa State: Started at fullback for the Jayhawks against ISU ... His three receptions on the day set a new career high and totaled 19 yards of offense ... at Oklahoma: One of three team captains against the Sooners ... Earned his fifth start of the season in Norman, this time at wide receiver ... Has played in all seven games this season ... TCU: One of KU's four captains for the game ... Started his sixth game of the season (TE) and has seen playing time for the Jayhawks in all eight of their contests ... at Texas Tech: The starter at tight end for KU in Lubbock, his seventh start of the season, while having seen playing time in all nine games ... Did not record any statistics on the day.

2019: Saw action in all 12 of KU's games this year, earning two starts ... Caught two passes for a total of 32 yards with a long reception of 23 yards. Indiana State: Saw playing time but did not record any stats ... Coastal Carolina: Made his first Jayhawk start at tight end vs. the Chanticleers ... at Boston College: Caught one pass for nine yards from quarterback Carter Stanley, the first reception of his collegiate career ... West Virginia: Saw playing time against the Mountaineers, but did not record any statistics in the game ... at TCU: His one reception against the Horned Frogs tied his career best ... The 23-yard catch was the longest of his young career at KU ... Oklahoma: Earned his second start of the season at tight end against the Sooners ... Did not record any stats on the day ... at Texas: Saw playing time in Austin, but did not record any stats ... Did not have any statistics vs. Texas Tech, Kansas State, at Oklahoma State, at Iowa State or vs. Baylor while on the field for the Jayhawks.

High School: Rated a two-star prospect by Rivals.com ... Helped lead Andale HS to an 11-1 record his senior season playing defensive end and tight end ... Played under head coach Dylan Schmidt at Andale HS ... Selected to play in the 2019 Kansas Shrine Bowl ... Named a Top 100 Senior by SportsinKansas.com ... Tabbed All-State Top 11 by the Topeka Capital-Journal ... Named Class 3A All-State by the Wichita Eagle and Topeka Capital-Journal.

Personal: Son of Tina and Tim Fairchild ... Plans to major in engineering.

Career Receiving Stats

Date	Opponent	No.	Yds.	TD	Avg.
9-13-19	at Boston College	1	9	0	9.0
9-28-19	at TCU	1	23	0	23.0
2019		2	32	0	16.0
10-24-20	at Kansas State	2	38	0	19.0
10-31-20	Iowa State	3	19	0	6.3
2020		5	57	0	8.1
9-3-21	South Dakota	4	58	0	14.5
9-18-21	Baylor	3	13	0	4.3
10-16-21	Texas Tech	1	7	0	7.0
10-30-21	at Oklahoma State	1	6	0	6.0
11-6-21	Kansas State	2	13	0	6.5
11-13-21	at Texas	2	31	1	15.5
2021		13	128	1	9.8
9-2-22	Tennessee Tech	2	6	1	3.0
9-10-22	at West Virginia	1	10	1	10.0
9-17-22	at Houston	1	4	0	4.0
10-8-22	TCU	3	80	1	26.7
10-15-22	at Oklahoma	6	106	2	17.7
10-22-22	at Baylor	2	19	0	9.5
11-12-22	at Texas Tech	5	49	0	9.8
11-19-22	Texas	5	48	0	9.6
11-26-22	at Kansas State	4	41	0	10.3
12-28-22	vs. Arkansas	6	80	1	13.3
2022		35	443	6	12.7
Career		55	660	7	12.0

Career Highs: Receptions - 6 (2x, MR vs. Arkansas, 12-28-22), Yards - 106 (at Oklahoma, 10-15-22), Touchdowns - 2 (at Oklahoma, 10-15-22).



90

JEREME ROBINSON
 Defensive End | 6'3" | 260 | 3L | Junior
 Montgomery, Ala. | Carver HS

2022: Tennessee Tech: Recorded two tackles for a total loss of three yards in season opener... at West Virginia: Logged two tackles (solo) against the Mountaineers ... at Houston: Recorded three tackles (two solo, one assisted) in win over the Cougars ... Forced and recovered a fumble against Houston ... Tallied a sack (solo) for a loss of two yards ... Duke: Recorded two tackles (solo) in win over the Blue Devils ... Iowa State: Recorded three assisted tackles, one of them a sack for five yards and a TFL in win over the Cyclones ... TCU: Assisted on two tackles against the Horned Frogs ... at Oklahoma: Logged four tackles (two solo, two assisted) ... at Baylor: Forced and recovered a fumble for a 49 yard return ... Made two solo tackles, one of them for a loss of 15 yards ... Oklahoma State: Hurried the QB once on four solo tackles ... Recorded two solo tackles-for-loss of five yards ... at Texas Tech: Assisted on a tackle against the Red Raiders ... at Kansas St: Finished with two tackles vs the Wildcats, both being solo ... Arkansas: Had six total tackles (five solo, one assisted) ... Also had two sacks for a loss of seven total yards vs the Razorbacks in the AutoZone Liberty Bowl.

2021: Saw action in nine of 12 games for the Jayhawks while starting in one ... Had 14 tackles (eight solo, six assisted) including 3 1/2 tackles-for-loss ... at Coastal Carolina: Posted two tackles against the Chanticleers...at Duke: Posted two assisted stops with a 1/2 tackle-for-loss... Oklahoma: Picked up his first solo tackle-for-loss of the season against the Sooners...at TCU: Collected a season-high three tackles - all solo - and one sack against the Horned Frogs... West Virginia: Finished the season with three tackles -two solo and one assist--and a tackle-for-loss against the Mountaineers.

2020: Played in six of the Jayhawks' nine games this season ... Totaled three tackles (one solo and two assisted) as well as 1.0 TFL (for a loss of a yard) in his playing time in his first collegiate football season. at Baylor: Made his Kansas debut against the Bears, but did not record any stats ... Oklahoma State: Assisted on one tackle against the Cowboys for his first stats as a Jayhawk ... Iowa State: Donned the Crimson and Blue for the third game this season, but did not register any statistics against the Cyclones ... at Oklahoma: Assisted on a tackle against the Sooners, registering his second tackle of the season ... TCU: Got his first-career tackle-for-loss in the fourth quarter against the Horned Frogs ... It was also his first-career solo tackle as a Jayhawk ... at Texas Tech: Made his sixth appearance for KU in the team's nine-game season.

High School: Rated a three-star prospect by 247Sports.com ... Helped lead Carver High School to an 8-3 mark in 2018 ... Played for head coach James Thompson at Carver ... Also lettered in basketball, helping lead the Wolverines to the Alabama Class 6A state title in 2018.

Personal: Son of Adrienne Fowler ... Currently undecided on a major ... Chose Kansas over offers from UAB, Bowling Green and UL Monroe.

Career Defensive Stats

Date	Opponent	UA-At-TT	TFL	Sack	Int.	PD	FF/R
10-3-20	Oklahoma State	0-1-1	0-0	0-0	0	0	0/0
11-28-20	TCU	1-0-1	1-1	0-0	0	0	0/0
2020		1-1-2	1-1	0-0	0	0	0/0
9-10-21	at Coastal Carolina	0-2-2	0-0	0-0	0	0	0/0
9-25-21	at Duke	0-2-2	0.5-1	0-0	0	0	0/0
10-2-21	at Iowa State	1-0-1	0-0	0-0	0	0	0/0
10-16-21	Texas Tech	0-1-1	0-0	0-0	0	0	0/0
10-23-21	Oklahoma	1-1-2	1.0-1	0-0	0	0	0/0
10-30-21	at Oklahoma State	1-0-1	0-0	0-0	0	0	0/0
11-20-21	at TCU	3-0-3	1.0-2	1.0-2	0	0	1/0
2021		6-6-12	2.5-4	0-0	0	0	0/0
9-2-22	Tennessee Tech	1-1-2	1.5-2	0.5-2	0	0	0/0
9-10-22	at West Virginia	2-0-2	0-0	0-0	0	0	0/0
9-17-22	at Houston	2-1-3	1.0-2	1.0-2	0	0	1/1
9-24-22	Duke	2-0-2	0-0	0-0	0	0	0/0
10-1-22	Iowa State	0-3-3	1.0-5	0.5-5	0	0	0/0
10-8-22	TCU	0-2-2	0-0	0-0	0	0	0/0
10-15-22	at Oklahoma	2-2-4	0-0	0-0	0	0	0/0
10-22-22	at Baylor	2-0-2	1.0-15	1.0-15	0	0	1/1
11-5-22	Oklahoma State	4-0-4	2.0-5	0-0	0	0	0/0
11-12-22	at Texas Tech	0-1-1	0-0	0-0	0	0	0/0
11-19-22	Texas	0-1-1	0-0	0-0	0	0	0/0
11-26-22	at Kansas State	2-0-2	0-0	0-0	0	0	0/0
12-28-22	vs. Arkansas	5-1-6	2.0-7	0-0	0	0	0/0
2022		22-12-34	8.5-36	3.0-24	0	0	2/2
Career		31-20-51	13.0-44	3.0-24	0	0	2/2

Career Highs: Tackles - 6 (vs. Arkansas, 12-28-22), Tackles for Loss - 2.0 (2x, MR vs. Arkansas, 12-28-22), Sacks - 1.0 (at Baylor, 10-22-22), Blocked FG's - 1 (vs. Tennessee Tech, 9-2-22), Forced fumbles - 1 (Two Times, MR at Baylor, 10-22-22), Fumble recoveries - 1 (Two Times, MR at Baylor, 10-22-22)



91

SETH KELLER
 Kicker | 5'8" | 165 | TR | RS-Senior
 Colleyville, Texas | Covenant Christian HS/Texas State

Career Honors: 2023: Preseason All-Big 12 Fourth Team (Phil Steele)

2022 (at Texas State): Burlsworth Trophy nominee (most outstanding player who began his FBS career as a walk-on) ... Two-time Sun Belt Special Teams Player of the Week (Oct. 10, 2022 and Nov. 19, 2022) ... Lou Groza Award Preseason Watch List ... Preseason All-Sun Belt First Team (coaches/media) ... Phil Steele Preseason All-Sun Belt First Team ... PFF Preseason All-Sun Belt First Team ... Athlon Sports All-Sun Belt Second Team ... Dave Campbell's Preseason All-Texas College Second Team.

2021 (at Texas State): All-Sun Belt Honorable Mention ... PFF All-Sun Belt Second Team ... Played in all 12 games ... 15-of-18 in field goals (83.3%) ... Long of 48 yards ... 32-of-32 on PATs ... Led the team in points scored (77) ... Most points by a Bobcat since 2014 (Robert Lowe) ... Set the school record for field goals made in a season ... 4th in the Sun Belt in field goals made (15) ... 3rd-best success rate among Sun Belt field goal kickers with at least 15 attempts (83.3%) ... 3rd in the Sun Belt with 1.3 field goals made per game ... Season-long 48-yard make was tied for 6th longest in the Sun Belt.

2020 (at Texas State): Phil Steele All-Sun Belt Fourth Team ... Scored 62 points after making eight field goals and 32 extra-point attempts ... Connected on five 40-yard field goals ... Rushed for one touchdown ... Sun Belt Special Teams Player of the Week after scoring 10 points against Louisiana ... Rushed 12 yards for a touchdown and kicked four extra points against the Ragin' Cajuns ... Scored a season-high 11 points against Arkansas State when he connected on a season-long 48-yard field goal, a 41-yard field goal, and five extra points ... Kicked two field goals, including one from 41 yards, against South Alabama ... Scored eight points with five extra points and a 40-yard field goal in his first game at ULM.

2019 (at Cisco College): Made 8-of-11 field goal attempts ... Kicked a season-long 46-yard field goal against Revolution Prep Academy ... Had a 43-yard field goal against Navarro College ... Made 50-of-52 PAT attempts ... Averaged 36.0 on two punts.

High School: Named TAPPS Second-Team Division III All-State Second Team kicker...chosen All-District 2-Division III First-Team kicker and punter as a senior...connected on 7 of 11 field goal attempts and 41 of 42 extra-point tries as a senior...played on the baseball team...chosen First-Team All-Region selection three times...named Second-Team All-State as a sophomore.



92

TOMMY DUNN JR.

Defensive Line | 6'3" | 310 | 1L | RS-Sophomore
Garland, Texas | Naaman Forest HS

2022: Tennessee Tech: Recorded two solo tackles in season opener (one for a loss) ... Duke: Did not record any stats ... Iowa State: Recorded a tackle (solo) in win over the Cyclones ... at Oklahoma: Assisted on a tackle against the Sooners ... Oklahoma State: Hurried the QB once ... Made three tackles (two solo, one assisted) and assisted on a sack for a loss of two yards ... at Texas Tech: Made a solo tackle ... Texas: Recorded a solo tackle against the Longhorns.

High School: A Rivals.com and 247 Sports composite three-star recruit...Coached by Jesse Perales...Led team to a 6-1 district record...Totaled 39 tackles, eight tackles-for-loss and five sacks as a senior...Also caught two passes for 58 yards and a touchdown on offense...Had 45 tackles, six tackles-for-loss and four sacks as a junior...Selected as Texas 10-6A newcomer of the year as a sophomore in 2018.

Personal: Son of Walvet and Tommy Dunn...Has four siblings, Isaac, Izbella, Londyn and Abbygale...Also drew interest from Air Force and Rice.

Career Defensive Stats

Date	Opponent	UA-At-TT	TFL	Sack	Int.	PD	FF/R
9-2-22	Tennessee Tech	2-0-2	1.0-1	0-0	0	0	0/0
10-1-22	Iowa State	1-0-1	0-0	0-0	0	0	0/0
10-15-22	at Oklahoma	0-1-1	0-0	0-0	0	0	0/0
11-5-22	Oklahoma State	2-1-3	0.5-2	0.5-2	0	0	0/0
11-12-22	at Texas Tech	1-0-1	0-0	0-0	0	0	0/0
11-19-22	Texas	1-0-1	0-0	0-0	0	0	0/0
2022		7-2-9	1.5-3	0.5-2	0	0	0/0
Career		7-2-9	1.5-3	0.5-2	0	0	0/0

Career Highs: Tackles - 3 (vs. Oklahoma State, 11-5-22), Tackles-for-loss - 1.0 (vs. Tennessee Tech, 9-3-22), Sacks - 0.5 (vs. Oklahoma State, 11-5-22).



93

CHARLIE WEINRICH

Kicker | 5'11" | 205 | TR | RS-Freshman
Leawood, Kan. | Blue Valley HS/Nebraska

2022 (at Nebraska): Did not see any game action, redshirted.

High School: The Blue Valley High School product connected on 40-of-41 PATs as a senior and made seven field goals, with a long of 57 yards ... Weinrich recorded touchbacks on 44 of 64 kickoffs and handled the punting chores for Blue Valley, helping his team to an 8-2 record and a trip to the second round of the state playoffs ... As a junior, Weinrich connected on 7-of-11 field goals, including a 51-yarder and made all 29 of his PAT attempts in helping Blue Valley to a 6-2 record ... Weinrich was a second-team selection to the prestigious All-Simone team in 2020, honoring the top players in the Kansas City Metro area ... Weinrich attended the Kohl's National Scholarship Camp in 2020 and 2021 and was among the leaders in kicking competitions at the camp.

Personal: Son of Joe and Julie Weinrich.



94

BLAKE HEROLD

Defensive Line | 6'3" | 255 | HS | Freshman
Shenandoah, Iowa | Shenandoah HS

High School: A 247 Sports and Rivals 3-star recruit...Two-way standout, who played on the defensive line and receiver ... Played for Coach Ty Ratliff at Shenandoah ... Set the school single season record for receptions (60) and receiving yards (712) during his junior season ... Also caught three touchdown passes ... Posted 73 tackles, 14.5 tackles-for-loss, three sacks and one interception, which he returned for a touchdown, during the 2021 season ... Also lettered in basketball.

Personal: Son of Marsha and Mark Herold ... Has one sibling, Austin ... Was the school's homecoming king as a senior.



95

DAMON GREAVES

Punter | 6'1" | 170 | HS | Freshman
Busselton, Australia

Previous: Played in the Australian Football League for the Hawthorn Football Club ... Trained with Prokick Academy.



96

COLE PETRUS

Defensive Line | 6'4" | 235 | 1L | RS-Sophomore
St. Louis, Mo. | Vianney HS

2022: Tennessee Tech: Recorded a solo tackle in season opener against the Golden Eagles ... Duke: Saw playing time, did not record any stats ... Iowa State: Saw playing time, did not record any stats.

High School: Versatile player, who played offensive tackle, tight end, running back, punter, linebacker and defensive end for his Vianney...Played for coach Chad Masters...Posted 38 tackles with six sacks as a senior...Earned All-Conference and All-District honors.

Personal: Son of Trish and Bob Petrus...Dad played football at Missouri.

Career Defensive Stats

Date	Opponent	UA-At-TT	TFL	Sack	Int.	PD	FF/R
9-2-22	Tennessee Tech	1-0-1	0-0	0-0	0	0	0/0
2022		1-0-1	0-0	0-0	0	0	0/0
Career		1-0-1	0-0	0-0	0	0	0/0

Career Highs: Tackles - 1 (vs. Tennessee Tech, 9-3-22).



97
KENEAN CALDWELL
 Defensive Line | 6'3" | 325 | 1L | RS-Sophomore
 Oak Grove, La. | Oak Grove HS

2022: Practiced but did not appear in any games, redshirted.

2021: Played in 10 games during the season, starting at defensive tackle in six of those games ... Got his first career start against Texas Tech ... Recorded 13 tackles on the season ... South Dakota: Recorded 3 tackles in the season-opener against the Coyotes ... at Coastal Carolina: Tallied one tackle at Coastal Carolina ... at Duke: Recorded two tackles on the road at Duke ... Texas Tech: Recorded one tackle in his first career start ... at Oklahoma State: Recorded one tackle against the Cowboys ... Kansas State: Recorded one tackle against the Wildcats ... at TCU: Tallied two tackles at TCU ... West Virginia: Finished his sophomore season with one tackle against the Mountaineers.

2020: Played in six of KU's nine games as a true freshman on the defensive line. Coastal Carolina: Made his collegiate debut against the Chanticleers in the Jayhawks' season opener but did not record any stats ... at Baylor: Saw playing time against the Bears in Waco but did not record any stats ... Oklahoma State: Played against the Cowboys but did not record any stats ... at West Virginia: Did not record any statistics while on the field for the Jayhawks in Morgantown ... at Kansas State: Took to the field for the fifth-straight game of the season without collecting any stats on the afternoon ... at Oklahoma: Played against the Sooners in Norman but did not record any stats.

High School: Rated a three star recruit by Rivals and 247 Sports ... 247 Sports had him ranked as the No. 37 recruit in the state of Louisiana ... Was selected to play in the 2019 Louisiana Gridiron football All Star Game ... Helped Oak Grove to win the 2019 1A Louisiana state championship ... Was an honorable mention All-State and first team All-District selection as a sophomore in 2017.

Personal: Son of Kewanda Caldwell and Kendell Brown ... Plans to major in sports management ... Chose Kansas over offers from Oregon, TCU, Colorado, Texas A&M, Mississippi State and more.

Career Defensive Stats

Date	Opponent	UA-At-TT	TFL	Sack	Int.	PD	FF/R
9-3-21	South Dakota	3-0-3	1-0	0-0	0	0	0/0
9-10-21	at Coastal Carolina	0-1-1	0-0	0-0	0	0	0/0
9-25-21	at Duke	0-2-2	0-0	0-0	0	0	0/0
10-16-21	Texas Tech	1-0-1	0-0	0-0	0	0	0/0
10-30-21	at Oklahoma State	1-0-1	0-0	0-0	0	0	0/0
11-13-21	at Texas	1-1-2	0-0	0-0	0	0	0/0
11-20-21	at TCU	0-2-2	0-0	0-0	0	0	0/0
2021		6-6-12	1-0	0-0	0	0	0/0
Career		6-6-12	1-0	0-0	0	0	0/0

Career Highs: Tackles - 3 (vs. South Dakota, 9-3-21), Tackles for Loss - 1 (vs. South Dakota, 9-3-21).



98
LANCE BASSETT
 Defensive Line | 6'2" | 265 | HS | Freshman
 Lawrence, Kan. | Lawrence HS

High School: Played high school ball at Lawrence high school under head coach Clint Bowen ... Led the team with 2.0 sacks in 2022 ... Played in 10 games with 47 total tackles as a senior ... Also played basketball and track and field for the Lions ... Played at the same high school as current Jayhawks Devin Neal and Cole Mondri.



99
RONALD MCGEE
 Defensive Line | 6'3" | 285 | RS | RS-Senior
 Sumter, S.C. | Sumter HS/Bufalo

2022: Appeared in one game ... recorded no statistics.

2021: Appeared in 11 games ... totaled 11 tackles, including seven solo and four assist ... Added one-half sack.

2020 (at Buffalo): Appeared in four games and started once... had seven tackles and a sack on the season... had three tackles and a sack against Northern Illinois (11/4)... had two tackles against Marshall (12/25).

2020 (at Buffalo): Played in 13 games as a reserve defensive tackle... had 11 tackles and a sack on the season... had a season-best three tackles against both Miami (OH) (9/28) and Ohio (10/5)... had two tackles and a sack against Central Michigan (10/26).

Junior College/High School: Defensive tackle who transferred to Buffalo after playing one season at Highland Community College in Kansas... Named All-Conference Honorable Mention after totaling 32 tackles, four tackles for loss, 1.5 sacks and two forced fumbles in 2018... Graduated from Sumter High School in South Carolina... Had 61 tackles, 5.5 tackles for loss, 2.5 sacks and a forced fumble his senior season.

Career Defensive Stats


Date	Opponent	UA-At-TT	TFL	Sack	Int.	PD	FF/R
9-3-21	South Dakota	3-0-3	0-0	0-0	0	0	0/0
9-10-21	at Coastal Carolina	0-1-1	0-0	0-0	0	0	0/0
9-18-21	Baylor	1-0-1	0-0	0-0	0	0	0/0
9-25-21	at Duke	1-1-2	0-0	0-0	0	0	0/0
10-30-21	at Oklahoma State	0-2-2	0.5-1	0.5-1	0	0	0/0
11-20-21	at TCU	2-0-2	0-0	0-0	0	0	0/0
2021		7-4-11	0.5-1	0.5-1	0	0	0/0
Career		7-4-11	0-0	0-0	0	0	0/0

Career Highs: Tackles - 3 (vs. South Dakota, 9-3-21), Tackles for Loss - 0.5 (at Oklahoma State, 10-30-21), Sacks - 0.5 (at Oklahoma State, 10-30-21)





COACHES & STAFF



LANCE LEIPOLD

HEAD COACH

Lance Leipold, a six-time National Champion, a five-time conference coach of the year and the fastest coach in NCAA history to reach 100 career wins, was named the 41st head coach in Kansas Football history on April 30, 2021.

Leipold arrived at Kansas after a successful six-year stay at Buffalo, where in his final three seasons, he posted three straight winning seasons for the first time in 20 years. He won 24 games over the final three seasons, which included a seven-game shortened-season schedule in 2020 because of the COVID-19 pandemic, marking the most successful three-year run in Buffalo history.

THE LEIPOLD FILE

- Position:** Head Coach
- Alma Mater:** Wisconsin-Whitewater, 1987
- Wife:** Kelly
- Children:** Lindsey and Landon

COACHING HISTORY

- 2021-present** Kansas (Head Coach)
- 2015-21** Buffalo (Head Coach)
- 2007-14** Wisconsin Whitewater (Head Coach)
- 2004-06** Nebraska-Omaha
(Assistant Head Coach/Offensive Coordinator)
- 2001-03** Nebraska
(Administrative Assitant/Recruiting)
- 1991-93** Wisconsin (Graduate Assistant)
- 1990** Wisconsin-Whitewater (Assistant Coach)
- 1989** Doane (Assistant Coach)
- 1988** Wisconsin-Whitewater (Wide Receivers)
- 1987** Wisconsin-Whitewater (Quarterbacks)

Leipold's track record as a program builder showed itself early in his time in Lawrence, leading the Jayhawks to its first-ever program win in Austin, Texas in 2021, followed by Kansas' first-ever win over West Virginia in Morgantown in 2022. In just his second year at the helm, Leipold engineered Kansas to its first 5-0 start of the season since 2009, guiding Kansas to its first national rankings in 675 weeks. Soon after, Kansas Football hosted ESPN's College GameDay for the first time in program history on October 8, 2022.

Leipold helped Kansas to secure its first bowl eligibility with a win over No. 18 Oklahoma State on November 5, 2022, giving Kansas its first bowl berth since 2010, snapping a 44-game losing streak to AP ranked opponents, while it was Kansas's first ranked win against a conference opponent at home since 2005.

A proven winner with a strong track record for player development, Leipold served as the head coach at Wisconsin-Whitewater for eight seasons from 2007 to 2014, capturing six NCAA Division III national championships and tallying an astounding record of 109-6.

After taking over a rebuilding Buffalo program that went 7-17 in his first two seasons, Leipold put together a record of 30-16 over his final four seasons, including three bowl appearances and two bowl victories with the Bulls.

Leipold had a 2020 season at Buffalo that brought unprecedented success to the program. The Bulls went a perfect 5-0 in the regular season and won the MAC East Division title for the second-straight year. Leipold's squad also beat Marshall in the Camellia

Bowl for the program’s second ever bowl win and second in as many years.

Buffalo also appeared in the Associated Press Top 25 at No. 24 on December 6, 2020, marking the first-time in school history the Bulls appeared in the national rankings. The team finished the season ranked 25th in both the AP poll and the Amway Coaches Poll. Leipold was named the MAC Coach of the Year for the second time in his career after the record-breaking season.

Showcasing his pristine reputation for player development and a keen eye for recruiting, Buffalo tied a school-record with 12 All-MAC selections in 2020, all of whom were recruited by Leipold. Running back Jaret Patterson led the way, rushing for 1,072 yards in just six games, including a 409-yard performance against Kent State, which is the second-best performance in FBS history.

Patterson was named the winner of the Vern Smith Leadership Award, given to the MVP of the MAC and was also named the MAC Offensive Player of the Year under Leipold’s tutelage.

Buffalo also had 12 all-conference players in 2019, a season that culminated in the school’s first-ever bowl victory – a 31-9 win over Charlotte in the Makers Wanted Bahamas Bowl. The 2019 team featured one of the best defenses in the school’s history. Buffalo ranked seventh nationally in total defense, allowing 291.9 yards per game. The Bulls were also fourth nationally against the run, allowing 94.2 yards per game.

In 2018, Buffalo won 10 games in a season for the first time ever in program history. Leipold’s team went 7-1 in MAC play and won the East Division title. The Bulls also won 42-13 at Rutgers, marking the school’s first-ever win over a Power 5 opponent. He was named the MAC Coach of the Year and was also a semifinalist for the George Munger College Coach of the Year Award.

In that 2018 season, the Buffalo offense had a record-breaking season. Buffalo scored 484 points, 64 touchdowns and totaled 5,803 yards of total offense, establishing new school records in each category. Quarterback Tyree Jackson was named the MAC Offensive Player of the Year, while Patterson earned MAC Freshman of the Year honors.

In Leipold’s third season in 2017, the Bulls gained bowl eligibility for just the third time as an FBS program. The Bulls offense averaged 432 yards per game and led the conference in passing yards per game at 291. Showing an ability for explosive plays, Buffalo produced 20 plays of 45 or more yards on the season.

Leipold became the head coach at Buffalo in December of 2014 after a triumphant career as the head coach at Wisconsin-Whitewater, which saw him earn six National Coach of the Year awards. In his first season there in 2007, the Warhawks went 14-1 and won the Division III national championship. In 2008, the team made it back to the title game and fell to Mount Union.

Wisconsin-Whitewater then went 45-0 over the next three seasons, winning three straight national championships. After a 7-3 campaign in 2012, Whitewater went 30-0 combined in 2013 and 2014

winning two more national titles with Leipold at the helm.

During his time there, Warhawk players totaled 56 All-America honors, with running back Justin Beaver winning the Gagliardi Trophy as the top player in Division III. Brent Allen won the Division III Rimington Award as the top center. Running back Levell Coppage earned D3Football.com Offensive Player of the Year honors, while Cole Klotz won those honors on the defensive side.

Leipold, a native of Jefferson, Wisconsin, began his coaching career at Whitewater in 1987 as a quarterbacks coach. He moved to the University of Wisconsin in 1991, where he served as a graduate assistant for Barry Alvarez for three seasons and helped the Badgers win a Big Ten title and a Rose Bowl appearance in 1993.

He then served as an assistant coach at Division II Nebraska-Omaha from 1994-2000, helping the Mavericks become three-time conference champions. He was promoted to offensive coordinator in 2000, before moving on to Nebraska where he worked for Frank Solich for four seasons. He then returned to Nebraska-Omaha for three years as the associate head coach and offensive coordinator, before moving on to Wisconsin-Whitewater in 2007.

Leipold is a 1987 graduate of Wisconsin-Whitewater, where he was a standout quarterback.

Leipold and his wife Kelly, have a daughter, Lindsey, and a son, Landon.

YEAR-BY-YEAR AS HEAD COACH

YEAR	TEAM	RECORD	BOWL	NOTES
2022	Kansas	6-7	Autozone Liberty Bowl	First Bowl game since 2008, First AP rank since 2009
2021	Kansas	2-10		First Big 12 Road win since 2008
2020	Buffalo	6-1	Camellia	Ranked No. 25
2019	Buffalo	8-5	Bahamas	1st Postseason Ranking in School History
2018	Buffalo	10-4	Dollar General	1st Bowl Win in School History
2017	Buffalo	6-6		1st 10-win Season in School History
2016	Buffalo	2-10		
2015	Buffalo	5-7		
2014	Wisconsin-Whitewater	15-0		Division III National Champs
2013	Wisconsin-Whitewater	15-0		Division III National Champs
2012	Wisconsin-Whitewater	7-3		
2011	Wisconsin-Whitewater	15-0		Division III National Champs
2010	Wisconsin-Whitewater	15-0		Division III National Champs
2009	Wisconsin-Whitewater	15-0		Division III National Champs
2008	Wisconsin-Whitewater	13-2		
2007	Wisconsin-Whitewater	14-1		Division III National Champs

Wisconsin-Whitewater (8 years): 109-6

Buffalo Record (6 years): 37-33

Kansas Record (2 years): 8-17

Career Record (15 years): 154-56

YEAR-BY-YEAR AS ASSISTANT COACH

YEAR	TEAM	RECORD	BOWL	NOTES
2006	Nebraska-Omaha	8-3		Division II Playoffs; Conference Champs
2005	Nebraska-Omaha	8-3		Division II Playoffs; Conference Champs
2004	Nebraska-Omaha	8-3		Conference Champs
2003	Nebraska	10-3	Alamo	Ranked No. 19
2002	Nebraska	7-7	Independence	
2001	Nebraska	11-2	Rose	Ranked No. 8
2000	Nebraska-Omaha	11-2		Division II Playoffs; Conference Champs
1999	Nebraska-Omaha	7-4		
1998	Nebraska-Omaha	9-3		Division II Playoffs; Conference Champs
1997	Nebraska-Omaha	8-3		
1996	Nebraska-Omaha	10-2		Division II Playoffs; Conference Champs
1995	Nebraska-Omaha	3-8		
1994	Nebraska-Omaha	1-10		
1993	Wisconsin	10-1-1	Rose	Ranked No. 6
1992	Wisconsin	5-6		
1991	Wisconsin	5-6		
1990	Wisconsin-Whitewater	10-1		Division III Playoffs; Conference Champs
1989	Doane	5-4-1		
1988	Wisconsin-Whitewater	9-3		Division III Playoffs; Conference Champs
1987	Wisconsin-Whitewater	7-3-1		

Head Coach at Kansas

2022 (6-7, 3-6) Big 12: T-7th

DATE	OPPONENT	RESULT
9-2-22	Tennessee Tech	W, 56-10
9-10-22	at West Virginia*	W, 55-42 (OT)
9-17-22	at Houston	W, 48-30
9-24-22	Duke	W, 35-27
10-1-22	Iowa State*	W, 14-11
10-8-22	TCU*	L, 31-38
10-15-22	at Oklahoma*	L, 42-52
10-22-22	at Baylor*	L, 23-35
11-5-22	Oklahoma State*	W, 37-16
11-12-22	at Texas Tech*	L, 28-43
11-19-22	Texas*	L, 14-55
11-26-22	at Kansas State*	L, 27-47
12-28-22	Arkansas	L, 53-55 (3OT)

AutoZone Liberty Bowl (Memphis, Tenn.)

2021 (2-10, 1-8) Big 12: 10th

DATE	OPPONENT	RESULT
9-3-21	South Dakota	W, 17-14
9-10-21	at Coastal Carolina	L, 22-49
9-18-21	Baylor*	L, 7-45
9-25-21	at Duke	L, 33-52
10-2-21	at Iowa State*	L, 7-59
10-16-21	Texas Tech (HC)*	L, 14-41
10-23-21	Oklahoma*	L, 23-35
10-30-21	at Oklahoma State*	L, 3-55
11-6-21	Kansas State*	L, 10-35
11-13-21	at Texas*	W, 57-56 (OT)
11-20-21	at TCU*	L, 28-31
11-27-21	West Virginia*	L, 28-34

Head Coach at Buffalo

2020 (6-1, 5-1) MAC East: 1st

DATE	OPPONENT	RESULT
11-4-20	at Northern Illinois*	W, 49-30
11-10-20	Miami (OH)*	W, 42-10
11-17-20	at Bowling Green*	W, 42-17
11-28-20	Kent State*	W, 70-41
12-12-20	Akron*	W, 56-7
12-18-20	Ball State	L, 28-38
	<i>MAC Championship (Detroit, Mich.)</i>	
12-25-20	Marshall	W, 17-10
	<i>Camelia Bowl (Montgomery, Ala.)</i>	

2019 (8-5, 5-3) MAC East: T-2nd

DATE	OPPONENT	RESULT
8-29-19	Robert Morris	W, 38-10
9-7-19	at #15 Penn State	L, 13-45
9-14-19	at Liberty	L, 17-35
9-21-19	Temple	W, 38-22
9-28-19	at Miami (OH)*	L, 20-34
10-5-19	Ohio*	L, 20-21
10-19-19	at Akron*	W, 21-0
10-26-19	Central Michigan*	W, 43-20
11-2-19	at Eastern Michigan*	W, 43-13
11-14-19	at Kent State*	L, 27-30
11-20-19	Toledo*	W, 49-30
11-29-19	Bowling Green*	W, 49-7
12-20-19	Charlotte	W, 31-9

Makers Wanted Bahamas Bowl (Nassau, Bahamas)

2018 (10-4, 7-1) MAC East: 1st

DATE	OPPONENT	RESULT
9-1-18	Delaware State	W, 48-10
9-8-18	at Temple	W, 36-29
9-15-18	Eastern Michigan*	W, 35-28
9-22-18	at Rutgers	W, 42-13
9-29-18	Army	L, 13-42
10-6-18	at Central Michigan*	W, 34-24
10-13-18	Akron*	W, 24-6
10-20-18	at Toledo*	W, 31-17
10-30-18	Miami (OH)*	W, 51-42
11-6-18	Kent State*	W, 48-14
11-14-18	at Ohio*	L, 17-52
11-23-18	at Bowling Green*	W, 44-14
11-30-18	Northern Illinois*	L, 29-30 MAC
	<i>Championship (Detroit, Mich.)</i>	
12-22-18	Troy	L, 32-42
	<i>Dollar General Bowl (Mobile, Ala.)</i>	

2017 (6-6, 4-4) MAC East: 3rd

DATE	OPPONENT	RESULT
8-31-17	at Minnesota	L, 7-17
9-9-17	at Army	L, 17-21
9-16-17	Colgate	W, 33-10
9-23-17	Florida Atlantic	W, 34-31
9-30-17	at Kent State*	W, 27-13

10-7-17	Western Michigan	L, 68-71
10-14-17	Northern Illinois*	L, 13-14
10-21-17	Miami (OH)*	L, 14-24
10-28-17	at Akron*	L, 20-21
11-7-17	Bowling Green*	W, 38-28
11-16-17	at Ball State*	W, 40-24
11-24-17	Ohio*	W, 31-24

2016 (2-10, 1-7) MAC East: 6th

DATE	OPPONENT	RESULT
9-2-16	Albany	L, 16-22
9-17-16	at Nevada	L, 14-38
9-24-16	Army	W, 23-20
10-1-16	at Boston College	L, 3-35
10-8-16	Kent State*	L, 20-44
10-15-16	Ball State*	L, 21-31
10-22-16	at Northern Illinois*	L, 7-44
10-27-16	Akron*	W, 41-20
11-3-16	at Ohio*	L, 10-34
11-12-16	Miami (OH)*	L, 24-35
11-19-16	at Western Michigan*	L, 0-38
11-25-16	at Bowling Green*	L, 19-27

2015 (5-7, 13-5) MAC East: 4th

DATE	OPPONENT	RESULT
9-5-15	Albany	W, 51-14
9-12-15	at Penn State	L, 14-27
9-19-15	at Florida Atlantic	W, 33-15
9-26-15	Nevada	L, 21-24
10-3-15	Bowling Green*	L, 22-28
10-17-15	at Central Michigan*	L, 14-51
10-24-15	Ohio*	W, 41-17
10-29-15	at Miami (OH)*	W, 29-24
11-5-15	at Kent State*	W, 18-17
11-11-15	Northern Illinois*	L, 30-41
11-21-15	at Akron*	L, 21-42
11-27-15	Massachusetts*	L, 26-31



BRIAN BORLAND

DEFENSIVE COORDINATOR

Brian Borland is in his third season as defensive coordinator at Kansas after joining the staff alongside KU head coach Lance Leipold in May 2021.

especially stout against the run, allowing only 94.2 yards per game – good for fourth best in the national rankings and tops in the conference. Seven members of the Buffalo defense were named All-MAC in 2019.

In two seasons at Kansas, Borland has coached seven All-Big 12 selections, one NFL Draft pick (Kyron Johnson, 2021) and two others who signed to play in the NFL as undrafted free agents (Lonnie Phelps & Caleb Sampson, 2022)

Buffalo ranked third in the MAC in total defense in 2018, allowing 355.4 yards per game – less than two yards per game behind first place. The Bulls ranked second in the conference with 14 interceptions in 2018. It was the most by a Buffalo team since 2013. Eight different players recorded interceptions on the year.

Borland guided KU's defense in 2022 as the Jayhawks qualified for a bowl game for the first time since 2008 and reached the Associated Press Top 25 for the first time since 2009. Kansas started the season 5-0 and hosted ESPN's College Gameday for the first time in program history.

Borland led a unit that ranked fifth in the MAC in scoring defense (24.8) in 2017 and had three defensive players were named All-MAC.

Complementing a record-breaking offense, Buffalo's defense also had a strong season in 2020. The Bulls led the Mid-American Conference in total defense (360.4) and ranked second in the league in scoring defense (21.9). Buffalo led the MAC in sacks for the second straight year with 20 in a shortened season, which the Bulls went 6-1. Three members of the Buffalo defense were named All-MAC in 2020.

In 2016, Borland guided a defense that led the MAC and ranked 13th in the nation in pass defense, allowing 181.5 yards per game.

The Bulls were a very opportunistic defense in 2015, as they scored a school-record seven defensive touchdowns (by seven different players) to rank second in the nation. Three members of Borland's defense were named to the All-MAC team in 2015.

In 2019, Borland oversaw a defense that was arguably one of the best in school history. The Bulls led the MAC and ranked seventh in the nation in total defense, allowing 291 yards per game. Buffalo was

Borland also oversaw the development of five players who were either drafted or signed as NFL free agents during his time at Buffalo, while 20 defensive players

THE BORLAND FILE

Position: Defensive Coordinator
Alma Mater: Morningside College, 1985
Wife: Gayle
Children: Evan and Jaren

COACHING HISTORY

2021-present Kansas (Defensive Coordinator)
2015-21 Buffalo (Defensive Coordinator)
1994-2014 Wisconsin Whitewater (Assistant Coach)
1991-94 Baker University (Assistant Coach)
1989-91 Minnesota-Morris (Defensive Coordinator)
1988-89 Florida (Graduate Assistant)
1986-88 Arizona Western (Assistant Coach)
1985-86 Wisconsin (Graduate Assistant)

earned all-conference honors during his tenure.

Prior to Buffalo, Borland spent the previous 21 seasons at Wisconsin-Whitewater. Since 2002, Borland served as the Warhawks defensive coordinator.

Borland began at UW-W in 1994, also serving as the defensive backs coach. He was a 2015 Wisconsin Football Coaches Association Hall of Fame inductee.

Borland was named Division III Coordinator of the Year in 2013 by Footballscoop.com after helping lead the Warhawks to the NCAA Division III national championship, the team's fifth in seven seasons. UW-Whitewater led the nation in scoring defense, allowing just 9.1 points per contest, and ranked No. 1 in the country in fumbles recovered (19) and turnovers forced (44) in 2013.

From 2009-14, Borland's defenses led the Wisconsin Intercollegiate Athletic Conference and ranked among the top 20 in the nation in rushing defense, scoring defense and total defense. The Warhawks also led the league in pass efficiency from 2010-13. During his time at Wisconsin-Whitewater, Borland coached at least one first-team all-conference player at his position from 1994 to 2014. He also coached the D3Football.com National Defensive Player of the Year on three separate occasions (2006, 2008 and 2013).

Borland earned Wisconsin Collegiate Assistant Coach of the Year honors from the Wisconsin Football Coaches Association in both 2004 and 2006. In 2009, Borland led the Warhawks to the fourth-best scoring defense in Division III. In 2010, the Warhawks were ranked second in NCAA Division III in run defense. In 2011, Borland's rushing defense was ranked first in the WIAC.

From 1994-2002, Borland also coached track and field at UW-Whitewater. In 2000, he led the Whitewater women's track and field team to a fourth-place finish at the NCAA Division III Outdoor Track and Field Championships. He earned NCAA D-III national coach of the year honors for his successful season.

Prior to Whitewater, Borland was the defensive coordinator for three years at Baker University (Kan.) from 1991-93, and at the University of Minnesota-Morris from 1989-90. He also was the head women's softball coach at Baker University and head track and field coach at Minnesota-Morris. Borland's other stops include stints as a graduate assistant football coach at the University of Florida and at the University of Wisconsin. He also coached defensive backs at Arizona Western College.

Borland played his college football at Morningside

(Iowa) College (1981-84) where he was a four-year letterwinner and three-year starter at defensive back, and a team captain.

He has a wife, Gayle, and two sons, Evan and Jaren.





ANDY KOTELNICKI

ASSOCIATE HEAD COACH/
OFFENSIVE COORDINATOR

Andy Kotelnicki joined Lance Leipold's staff in May 2021 as offensive coordinator and was promoted to associate head coach for the Jayhawks in December 2022.

also had the third most improved offense in the country in points per game, as compared to the 2021 season, while Kansas' scoring offensive improved +14.8, which ranked second nationally behind only Washington.

THE KOTELNICKI FILE

Position: Assoc. Head Coach/Offensive Coordinator
Alma Mater: Wisconsin-River Falls, 2004
Wife: Lindsey
Children: Maximus and Joy

COACHING HISTORY

2021-present Kansas (Offensive Coordinator)
2015-21 Buffalo (Offensive Coordinator)
2013-14 Wisconsin Whitewater (Offensive Coordinator)
2011-12 University of Mary (Offensive Coordinator)
2011-12 Wisconsin-River Falls (Offensive Coordinator)
2004-05 Western Illinois (Assistant Coach)

In his second season with the Jayhawks in 2022, Kotelnicki oversaw one of the prolific offensive attacks in school history. Kansas averaged 7.0 yards per play this season, ranking second nationally behind Ohio State (7.60). Kansas' 7.0 yards per play also broke the program record of 6.40 set in 1950. Kansas had 41 plays of 31+ yards throughout the 2022 season, which ranked seventh nationally.

The Kansas offense also ranked fourth in the country in team passing efficiency (164.26), eighth in third down conversion percentage (50.6%), 21st in scoring offense (35.6), and seventh in fewest sacks allowed (0.92 per game). Several key offensive players are having standout seasons under Kotelnicki's guidance. Running back Devin Neal averaged 6.06 yards per carry, which is 24th in the country and third in the Big 12. Neal became the first Kansas running back since June Henley in 1996 to rush for at least 190 yards in back-to-back games after rushing for 224 yards against Oklahoma State and 190 yards against Texas Tech.

Kansas had posted six games of 500 yards or more of total offense, including 603 yards in the AutoZone Liberty Bowl, which is a new Kansas bowl game record and the seventh most yards the Jayhawks have accounted for in any game. That is the best mark since the 2007 team posted seven such games in 13 contests. From 2018 to 2021, Kansas posted six games of 500 or more yards of total offense in 45 games. During that span, the Jayhawks topped the 500-yard mark twice against conference opponents. In 2022, Kansas topped the 500-yard mark against three conference opponents.

Kansas' offense has also seen success with a duo of quarterbacks under center, as Jalon Daniels and Jason Bean combined to throw for 32 touchdowns to eight interceptions in 2022. Daniels passed for 18 touchdowns and 2,014 yards in 2022. Daniels' 18 touchdowns are tied for the fifth most in a season in school history, while Bean's 14 touchdown passes ties for eighth. Bean was also one of just five Power 5 quarterbacks in 2022 to have back-to-back games of 250 yards passing and four touchdown passes.

Kansas averaged 438.6 yards per game, which was the program's second-best mark since 1950, behind only the 2007 team. The Jayhawks scored 63 total touchdowns, which is 27 more than any final tally over the past 10 seasons for the Jayhawks. Kansas

In his first season with the Jayhawks, Kansas saw marked improvements in several key offensive categories. The Jayhawks averaged 324.2 yards per game, after averaging 259.2 yards in 2020. The offensive line allowed just 16 sacks in 12 games after surrendering 47 in nine games the season before Kotelnicki arrived.

Additionally, the Kansas offense averaged 5.2 yards per play in Kotelnicki's first season at Kansas after the program averaged 3.7 yards per play in 2020. The Jayhawks also saw their 3rd down conversion percentage increase by 13 percent and its rushing yards per game total increase by more than 35 yards. Kansas also increased its points per game by five a contest and turned the ball over one less time in three more games.

Daniels also excelled under Kotelnicki during the coordinator's first season on campus. Daniels led Kansas to a 57-56 overtime win at Texas in November, before starting the final two games – a pair of one-possession losses at TCU and against West Virginia. Daniels' stats were much improved from his debut season of 2020. He threw seven touchdown passes in 2021 after tossing just one in 2020. He threw for 213 more yards and completed 19 percent more of his passes than he did the season before Kotelnicki arrived.

In his first season, Kotelnicki led the Jayhawks to a 530-yard performance at Duke and a 57-point performance in a win at Texas. The Jayhawks rushed for a season-best 218 yards against the Longhorns.

Before arriving at Kansas, Kotelnicki worked beside head coach Lance Leipold at Buffalo, where he directed some of the best offenses in school history.

Despite a shortened season in 2020 due to the COVID-19 pandemic, the Buffalo offense still posted historic numbers while going 6-1. The Bulls averaged a school-record 478.4 yards of total offense per game and a school-record 287.4 yards per contest rushing. Buffalo ranked second in the nation in rushing offense (287.4) and fifth in the nation in scoring offense at 43.5 points per game.

Also in 2020, Buffalo rushed for 32 touchdowns, four shy of the school record for a single season in only seven games. Bulls All-American running back Jaret Patterson led the nation in rushing, averaging 178.7 yards per game. Against Kent State, the Bulls scored a school-record 70 points. Also against the Flashes, Patterson tied an FBS record with eight rushing touchdowns and rushed for 409 yards, the second most ever in an FBS game. He and Kevin Marks combined to rush for 515 yards, which, at the time, was the most ever by two players in an FBS game.

As a result of Buffalo's successful 2020 season, Kotelnicki was named one of four finalists for the FootballScoop Offensive Coordinator of the Year Award. He was the only finalist from a non-Power 5 conference.

In 2019, Kotelnicki's offense rushed for 3,256 yards, shattering the single-season school record. Patterson

rushed for a school-record 1,799 yards and 19 touchdowns in 2019 and ranked fifth in the nation in rushing. Fellow Buffalo sophomore Kevin Marks rushed for 1,035 yards – marking the first time in school history UB had two 1,000-yard rushers in the same season.

Buffalo ranked 10th in the nation in rushing offense in 2019. In addition, the Bulls' 36 rushing touchdowns tied the single-season school record.

Buffalo featured a record-breaking offense in 2018. The Bulls shattered the program record for single-season total offense posting 5,803 yards on the year. Buffalo scored 64 offensive touchdowns in 2018, which was also a school record.

Patterson became the first freshman in school history to rush for 1,000 yards in a season, finishing with 1,013 yards en route to being named the MAC Freshman of the Year. Patterson scored 14 touchdowns and fellow running back Marks scored 13 touchdowns, marking the first time in school history two different players scored 13 or more touchdowns in the same season.

Quarterback Tyree Jackson was named the 2018 MAC Offensive Player of the Year – the first time in school history a Buffalo player won the award. In addition, seven offensive players were named All-MAC in 2018.

Buffalo's offense made significant progress under Kotelnicki in 2017. The Bulls ranked second in the MAC in total offense, averaging 432 yards per game. Other notable numbers from the 2017 season included ranking sixth in the nation in most improved scoring offense; sixth in the nation in most improved passing offense; eighth in the nation in turnovers lost; third in the MAC in points per possession; second in the MAC in fewest 3-and-outs; third in MAC in total offense and first in the MAC in third down conversion percentage.

In 2016, the Bulls had three offensive players named All-MAC, including tight end Mason Schreck (2nd team), running back Jordan Johnson (3rd team) and center James O'Hagan (3rd team). Redshirt-freshman quarterback Jackson threw for 1,772 yards – the most ever by a Buffalo freshman quarterback. Jackson also became the first freshman quarterback to throw for 300 yards in a game (he did it twice).

In 2015, the Bulls averaged 249.5 passing yards and 136.9 rushing yards per game. Also the quarterbacks coach, Kotelnicki oversaw a passing game that had 283 pass completions – the second most in school history for a single season. The Bulls' 23.6 completions per game were the most ever at UB.

Prior to Buffalo, Kotelnicki spent two seasons at Wisconsin-Whitewater as offensive coordinator and recruiting coordinator.

At UWW, Kotelnicki led an offense that led the Wisconsin Intercollegiate Athletic Conference (WIAC) in scoring offense (40.1), rushing offense (218.2) and passing offense (269.5) in 2014 en route to a perfect 15-0 season and the programs' sixth Stagg Bowl national championship in eight seasons.

The Warhawks featured one of the most efficient offensive attacks in the nation under Kotelnicki's leadership in 2013. Whitewater led the WIAC and ranked among the top five in the nation in first downs (311), interceptions allowed (1) and turnover margin (+2.3).

The Warhawks offense also led the conference in red zone offense, converting scores on 85.9 percent of drives inside the 20-yard line, and set single-season team records in passes completed (312) and passing touchdowns (42) in 2013.

Prior to Whitewater, Kotelnicki served as offensive coordinator at the University of Mary, an NCAA Division II school in Bismarck, N.D., for two seasons. In his first year as coordinator, the Marauders scored over 10 points per game more than the previous season and led the Northern Sun Intercollegiate Conference in scoring offense, total offense and passing efficiency. During his tenure, Kotelnicki mentored nine All-NSIC North Division honorees, the sixth 1,000-yard rusher in the school's history and an All-America wide receiver.

Kotelnicki spent six seasons as an assistant coach at UW-River Falls, including four as offensive coordinator, in 2003 and from 2006-10. The Falcons set 24 offensive school records during his second stint, and he was promoted to assistant head coach for the 2010 campaign.

Kotelnicki worked at Western Illinois, where he coached tight ends, special teams and the offensive line, from 2004-06. He was also an assistant strength and conditioning coach from 2004-05 and the interim strength and conditioning coach in 2006.

After earning a bachelor's in exercise and sport science from UW-River Falls in 2004, Kotelnicki picked up a master's in kinesiology from Western Illinois in 2006. He is a member of the American Football Coaches Association and the Wisconsin Football Coaches Association.

Kotelnicki and his wife, Lindsey, have a son, Max, and daughter, Joy.



SCOTT FUCHS

**ASSISTANT COACH
OFFENSIVE LINE**

Scott Fuchs enters his third season at Kansas after joining the football staff in May 2021 as offensive line coach.

In his second season at KU, Fuchs assisted as the Jayhawks qualified for a bowl game for the first time since 2008 and reached the Associated Press Top 25 for the first time since 2009. Kansas started the season 5-0 and hosted ESPN's College Gameday for the first time in program history.

Fuchs' offensive line helped pave the way for third-highest scoring offense in school history as the Jayhawks scored 35.6 points per game in 2022. Three of his players earned All-Big 12 honors, led by center Mike Novitsky who earned second team honors. Earl Bostick, Jr., and Dominick Puni both received honorable mention from the conference in 2022, with Bostick joining the NFL's Dallas Cowboys as an undrafted free agent following his playing career at KU. In two years at Kansas, Fuchs has tutored five All-Big 12 selections.

Fuchs is a 28-year veteran of college coaching and came to KU after coaching for two seasons at Buffalo. He has worked with Kansas head coach Lance Leipold at various stops, including Buffalo and Nebraska-Omaha from 2004-06.

While at Buffalo, Fuchs has helped build the offensive line into one of the strongest units on the team. In 2020, Buffalo ranked second in the nation in rushing yards per game (287.4) and allowed only one sack on the season, which tied for the fewest in the country. Three of the Bulls' starting offensive linemen were named All-MAC, including Kayode Awosika who in 2021 signed an NFL free agent contract to play for the Philadelphia Eagles. Awosika was second-team All-American by the Football Writers Association of America (FWAA).

Under Fuchs, in 2019 and 2020, the Bulls were semifinalists for the Joe Moore Award, given annually to the best offensive line unit in the nation. In 2020, Fuchs was named one of five finalists for the FootballScoop Offensive Line Coach of the Year Award. He was also nominated for the 2020 Broyles Award, given to the top assistant coach in college football.

Prior to Buffalo, Fuchs spent five seasons at Wyoming from 2014-18. While at Wyoming, Fuchs developed All-American center Chase Roullier who went on to start for the

Washington Football Team in the NFL. Fuchs helped design a blocking scheme for Wyoming running back Brian Hall who rushed for a school-record 4,287 over his career and helping coach an offense that ranked second in the nation in redzone offense in 2017. In 2016, Fuchs helped coach the Cowboy offense average 35.9 points per game, which ranked No. 2 in the Mountain West and No. 25 in the nation.

Fuchs coached the offensive line at North Dakota State, his alma mater, from 2009-13 before being hired at Wyoming. He helped lead the Bison to an astounding 43-2 record and three national titles between 2011 and 2013. In 2012 and 2013, Fuchs coached Consensus First Team All-America offensive tackle Billy Turner. Turner was selected in the third round of the 2014 NFL Draft by the Miami Dolphins. All total, Fuchs has coached nine All-Americans and 38 all-conference performers during his career.

Prior to returning to his alma mater, Fuchs coached one season at Southern Illinois in 2008. That team tied for the conference title and advanced to the first round of the FCS Playoffs. He also coached at Grand Valley State (2007), Nebraska-Omaha (2003-06), Minnesota-Crookston (2000-02), Wisconsin-Eau Claire (1999) and Valley City State (1997-98). The only school Fuchs did not coach the offensive line was his one season at Wisconsin-Eau Claire when he coached the defensive line.

As a player, Fuchs was named to the 1993 Kodak/American Football Coaches Association first-team All-America squad as a senior offensive guard at North Dakota State. NDSU won three consecutive North Central Conference rushing titles during his three years as a starter. Fuchs was part of three North Central Conference Championship teams at NDSU in 1990, 1991 and 1992. In 1990 the Bison captured the NCAA Division II National Championship.

Fuchs earned his bachelor of science degree from North Dakota State in physical education and social science education in 1995 and his master of education degree with a specialization in physical education and athletic administration from NDSU in 1997.

Scott and his wife, Emily, have three boys, Hank, Jack and Gus.

THE FUCHS FILE

- Position:** Assistant Coach - Offensive Line
- Alma Mater:** North Dakota State, 1995
- Wife:** Emily
- Children:** Hank, Jack and Gus

COACHING HISTORY

- 2021-present** Kansas (Offensive Line)
- 2019-20** Buffalo (Offensive Line)
- 2014-18** Wyoming (Offensive Line)
- 2009-13** North Dakota state (Offensive Line)
- 2008** Southern Illinois (Offensive Line)
- 2007** Grand Valley State (Offensive Line)
- 2003-06** Nebraska-Omaha (Offensive Line)
- 2000-02** Minnesota-Crookston (Offensive Line)
- 1999** Wisconsin-Eau Claire (Offensive Line)
- 1997-98** Valley City State (Offensive Line)
- 1994-96** North Dakota State (Graduate Assistant)



TAIWO ONATOLU

**ASSISTANT COACH
DEFENSIVE ENDS/SPECIAL TEAMS**

THE ONATOLU FILE

Position: Assistant Coach - Defensive Ends/Special Teams
Alma Mater: Nebraska-Omaha, 2006
Wife: Jennifer
Children: Isaiah

COACHING HISTORY

2021-present Kansas (Defensive Ends/Special Teams)
2021 Kansas (Analyst)
2018-21 Buffalo (Defensive Ends)
2016-18 Buffalo (Cornerbacks)
2015-16 Buffalo (Player Personnel)
2010-15 Missouri State (Inside Linebackers)
2007-10 Nebraska-Omaha (Assistant Coach)
2006-07 Nebraska-Omaha (Graduate Assistant)

Taiwo Onatolu is in his second season as an assistant coach at Kansas and third on the Jayhawks' staff in 2023. He works with the defensive ends and special teams under head coach Lance Leipold.

In his first season as an on-field assistant coach, Onatolu assisted as the Jayhawks qualified for a bowl game for the first time since 2008 and reached the Associated Press Top 25 for the first time since 2009. Kansas started the season 5-0 and hosted ESPN's College Gameday for the first time in program history.

He tutored All-Big 12 Second Team selection Lonnie Phelps, Jr., who finished the season with 11.5 tackles for loss and seven sacks with six quarterback hurries. Following the 2022 season, Phelps entered the NFL Draft and was picked up as an undrafted free agent by the Cleveland Browns.

Onatolu spent the 2021 season as an analyst on the Jayhawks' staff, before being promoted to an assistant coach in 2021. Onatolu previously worked at Buffalo as the defensive ends coach for three seasons and the cornerbacks coach for four seasons. While with the Bulls, he also coaches the specialists and had a stint as the director of player personnel.

During the 2020 season, Onatolu guided UB's defensive ends to record 12.5 of UB's 20 sacks to lead the MAC. Malcolm Koonce led the way with five sacks en route to earning All-MAC First Team honors for the second-straight season.

Under the guidance from Onatolu, the defensive unit was one of UB's strongest in 2019 as UB players ranked 1-2-3 in the MAC in sacks on the season behind Malcolm Koonce's (9), Taylor Riggins' (8.5) and Ledarius Mack's (8) stellar seasons. Koonce and Riggins were named to the All-MAC First Team and Mack was a second-team selection. Defensive ends accounted for 27.5 of the school-record 43 sacks the Bulls registered in 2019.

In 2018, Buffalo ranked fifth in the Mid-American Conference in pass defense, allowing 194 yards passing per game. The Bulls recorded 14 interceptions, eight of which came from cornerbacks. Cameron Lewis was named All-MAC Second Team after posting three interceptions and six pass breakups on the year.

While working with the corners, Onatolu helped lead Buffalo to be ranked fifth in the Mid-American Conference in pass defense in 2017, allowing 205 yards per game and added eight interceptions. In 2016, UB's defense led the MAC and ranked 13th in the nation in pass defense – allowing 181.5 yards per game.

Prior to his stint at Buffalo, Onatolu spent five seasons at Missouri State working as an inside linebackers coach. In his first season at Missouri State in 2011, guided senior in David

Ingram and a redshirt freshman in Andrew Beisel to outstanding seasons. Beisel went on to record a team-high 84 tackles, becoming the first MSU freshman since 1998 to lead the team in total stops and earned MVFC All-Newcomer Team distinctions. Ingram, who started all 11 games, tallied 77 tackles and finished third on the squad.

In 2012, Onatolu used five different starters in his rotation, including Beisel who led all middle linebackers with 73 stops in 10 games. Redshirt sophomore Christian Hoffmann brought down 41 ball carriers with five starts in an impressive debut campaign.

It was Beisel and Hoffmann who led Onatolu's inside backers again in 2013. Beisel tallied 96 stops while starting 12 games and earned All-MVFC honorable mention honors his junior campaign, while Hoffmann earned nine starts with 36 stops. The tandem helped MSU rank among the national leaders in red zone defense, rushing defense, scoring defense and passing defense, while ranking as one of the top defensive units in the MVFC.

A native of Papillion, NE, Onatolu served as an assistant at his alma mater from 2007-10 at the University of Nebraska-Omaha.

As a student-athlete, Onatolu was a standout linebacker at UNO, starting four seasons for the Mavericks, earning All-NCC First Team honors three times and All-America First Team honors in 2004. He was the North Central Conference's Most Valuable Linebacker in 2004 after posting 98 tackles and five interceptions. He was in on 71 tackles as a senior, helping him earn All-America second and third-team honors by different agencies.

Onatolu finished his four-year stint at ONU as the program's No. 2 all-time tackler with 371 total stops. He also tallied 46.5 tackles for loss, 12.5 sacks, seven interceptions and 182 solo tackles in 44 games. He helped the Mavericks to a pair of NCC titles and a 2005 playoff appearance.

After completing his degree in communications, public affairs and community service from UNO in 2006, Onatolu stayed at UNO for two years as a graduate assistant coach, working with the team's linebackers.

Onatolu has a twin brother, Kenny, who has enjoyed a professional career that began with the Edmonton Eskimos in the Canadian Football League and included stints with the Minnesota Vikings and Carolina Panthers. He was also an All-NCC linebacker.

Onatolu and his wife, Jennifer, have a son, Isaiah.



JIM PANAGOS

**ASSISTANT COACH
DEFENSIVE TACKLES**

Jim Panagos is in his second season as the defensive tackles coach at Kansas after joining Lance Leipold's staff on February 1, 2022.

In his first season at Kansas, Panagos assisted as the Jayhawks qualified for a bowl game for the first time since 2008 and reached the Associated Press Top 25 for the first time since 2009. Kansas started the season 5-0 and hosted ESPN's College Gameday for the first time in program history.

His veteran group finished with 9.0 sacks and 22.5 tackles for loss on the season. Following the year, Caleb Sampson signed as an undrafted free agent with the NFL's Indianapolis Colts.

Panagos came to Kansas with more than 20 years of collegiate and NFL coaching experience. He spent the past two seasons at Rutgers, coaching the defensive line. He has also coached the defensive line at Minnesota, Temple and UCF, in addition to spending four seasons with the Minnesota Vikings.

The 2009 FootballScoop National Defensive Line Coach of the Year and a former Broyles Award nominee, Panagos has coached more than 20 future NFL players during his time as a college coach.

In 2020 at Rutgers, the Scarlet Knights led the Big Ten and ranked No. 11 nationally in tackles-for-loss per game at 7.8. Three Rutgers defensive linemen earned honorable mention All-Big Ten in Michael Dwumfour, Julius Turner and Mike Tverdov. The Rutgers defense also forced 19 turnovers, which marked the program's most in a season since 2012. This past season, Turner earned honorable mention All-Big Ten honors again as the Rutgers defense totaled 73 tackles-for-loss.

Panagos spent the 2019 season at Minnesota, helping the Gophers to a 10-2 record and a spot in the Outback Bowl. Prior to that, the veteran defensive line coach spent two seasons at Temple, first as the defensive line coach and the second as the assistant head coach/run game coordinator. In 2018, Panagos helped the Temple defense rank among the top three nationally in defensive touchdowns, forced turnovers and fumble recoveries. The Owls also ranked second in the American Athletic Conference in total defense, passing defense and three-and-outs.

In 2017, Panagos earned a nomination for the Broyles Award, given to the nation's top assistant coach annually. That season, the Owls recorded 39 sacks and 92 tackles-for-loss, while Sharif Finch (15.5 TFLs, 8.5 sacks) and Jacob Martin (11 TFLs and 8 sacks) had breakout seasons, each earning second-team All-AAC honors.

Panagos spent the 2016 season as a defensive consultant at Pittsburgh. Before that, he had his first stint at Rutgers, leading the defensive line from 2012 to 2015. In his first season, the Rutgers defense finished fourth in scoring defense and 10th in total defense. Additionally, defensive tackle Scott Vallone had a career-high 52 tackles and earned first-team All-Big East honors.

In 2014, Panagos tutored defensive tackle Darius Hamilton and defensive end Kemoko Turay to all-conference honors as Rutgers transitioned to the Big Ten. Turay was a second-round draft pick of the Indianapolis Colts, and just finished his fourth season in the NFL and has 12 career sacks.

Before arriving at Rutgers, Panagos spent five seasons as the defensive line coach at UCF. He helped the program reach three bowl games, including a win in the 2010 Liberty Bowl over Georgia. In his first season at UCF in 2007, the Knights recorded 39 sacks, which ranked 15th in the country. In 2009, he was named the National Defensive Line Coach of the Year by FootballScoop, while Jarvis Geathers (11) reached double digits in sacks. Also that year, Torell Troup was a second-round pick of the Buffalo Bills.

In 2011, UCF's defense ranked fourth in the country behind Florida State, South Carolina and Alabama.

Before his time in the college ranks, Panagos spent four seasons with the Minnesota Vikings as an assistant defensive line coach and defensive and offensive quality control.

He got his start in the coaching profession as a defensive line assistant at Maryland in 1993, where he graduated with a degree in criminal justice.

Panagos, a native of East Islip, N.Y., has a wife, Maureen, a daughter, Olivia, and two sons, Jack and Hayden.

THE PANAGOS FILE

Position: Assistant Coach - Defensive Tackles
Alma Mater: Maryland, 1993
Wife: Maureen
Children: Olivia, Jack and Hayden

COACHING HISTORY

2022-Present Kansas (Defensive Tackles)
2020-21 Rutgers (Defensive Line)
2019 Minnesota (Defensive Line)
2017-18 Temple
 (Asst. Head Coach/Defensive Line/Run Game Coord.)
2016 Pittsburgh (Defensive Consultant)
2012-15 Rutgers (Defensive Line)
2007-11 UCF (Defensive Line)
2002-05 Minnesota Vikings
 (Asst. Defensive Line/Asst. Special Teams/Defensive Quality Control)
1994-97 C.R. James HS - Florida (Assistant Coach)
1993 Maryland (Defensive Line)



JORDAN PETERSON

**ASSISTANT COACH
DEFENSIVE BACKS/DEFENSIVE
PASS GAME COORDINATOR**

THE PETERSON FILE

Position: Assistant Coach - Defensive Backs/
Defensive Pass Game Coordinator

Alma Mater: Texas A&M

Wife: Missy

Children: Ellie, Emery, Everly

COACHING HISTORY

2022-Present	Kansas (Defensive Backs)
2021	Kansas (Analyst)
2020-21	Kansas (Safeties)
2019	New Mexico (Defensive Coordinator)
2017-19	New Mexico (Safeties)
2012-16	Fresno State (Secondary/Outside Linebackers)
2010-11	Texas A&M (Graduate Assistant)

Jordan Peterson is in his fourth season as an assistant coach at Kansas, working with the defensive backs under head coach Lance Leipold. In 2023, Peterson was elevated to be Kansas' Defensive Pass Game Coordinator.

In 2022, Peterson assisted as the Jayhawks qualified for a bowl game for the first time since 2008 and reached the Associated Press Top 25 for the first time since 2009. Kansas started the season 5-0 and hosted ESPN's College Gameday for the first time in program history.

He coached All-Big 12 First Team selection Cobee Bryant, who finished with three interceptions and nine pass breakups in 2022. He ranked fifth in the Big 12 with 12 passes defended in league play and totaled 38 tackles on the year.

Peterson joined Kansas' staff on January 11, 2020, working the safeties. Over his 10-year coaching career, Peterson has coached in five bowl games, including an appearance in the 2011 Cotton Bowl.

In his first season in Lawrence, Peterson coached Kansas' Kenny Logan Jr., to a standout season, where the sophomore snagged a team-high two interceptions and 58 tackles. Logan was a game-changer for the KU secondary, recording four pass breakups, one forced fumble and one sack.

Peterson arrived at Kansas after serving as the defensive coordinator/safeties coach at New Mexico in 2019, where he oversaw the entire defense and held all duties associated with mentoring the Lobos' safeties. Peterson was hired to coach the New Mexico safeties in 2017, before being promoted to defensive coordinator and safeties coach in 2019.

In his first two seasons at New Mexico, Peterson guided the safeties unit to lead the team in tackles, with Jake Rothschilder and Stanley Barnwell Jr., recording 76 tackles in 2018.

Prior to his time at New Mexico, Peterson coached at Fresno State for five seasons, from 2012-16, helping the Bulldogs to three consecutive bowl games and a 2014 Mountain West Championship game appearance and a 2013 Mountain West title. He served a variety of positions with Fresno State, coaching both the secondary and outside linebackers. He also has served as recruiting coordinator and a special teams coach.

Peterson excelled in his role of secondary coach at Fresno State, coaching that position in 2012 when Fresno State went 9-4 and ranked second nationally in pass defense and fourth in pass efficiency defense. He also mentored safety Phillip Thomas to Mountain West Defensive Player of the Year honors in 2012.

Peterson got his start in coaching as a graduate assistant coach at Texas A&M in 2010 and 2011. That followed a four-year playing career with the Aggies, where he made 81 tackles and broke up 15 passes. He also forced two fumbles, recovered one fumble and picked off four passes. He returned one of those passes 48 yards for a touchdown against New Mexico. He was a two-time All-Big 12 Academic First Team selection, and he was a CoSIDA Academic All-Region selection in 2008.

Peterson received his bachelor's degree in sport management from Texas A&M in 2009 along with his master's in education curriculum and instruction in 2010. He graduated from Lexington High School in Central Texas, where he earned first-team all-state honors as a defensive back and honorable mention honors as a quarterback his senior year. He was named Texas Prep Xtra Central Texas MVP.

He and his wife Missy have three daughters, Ellie, Emery and Everly.



TERRENCE SAMUEL

ASSISTANT COACH
WIDE RECEIVERS

Terrence Samuel is in his second season as the wide receivers coach at Kansas after joining the staff of Lance Leipold in December 2021.

In his first season in Lawrence, Samuel assisted as the Jayhawks qualified for a bowl game for the first time since 2008 and reached the Associated Press Top 25 for the first time since 2009. Kansas started the season 5-0 and hosted ESPN's College Gameday for the first time in program history.

KU's offense had the third-highest scoring average in school history in 2022, averaging 35.6 points per game. The Jayhawks averaged 254.4 yards per game through the air, with wide receivers accounting for 144 receptions for more than 2,000 yards and 15 touchdowns.

Samuel came to Kansas with 24 years of college football coaching experience, serving most recently as the wide receivers coach at Syracuse, and has also spent time at Michigan State, UNLV, Central Michigan, Arizona, North Dakota State, Southeast Missouri State and Nebraska-Omaha, where he worked alongside Leipold.

This past season at Syracuse, Samuel oversaw a young Syracuse receivers room, whose top three pass catchers were all freshmen or sophomores. The team's leading receiver, redshirt freshman Courtney Jackson, had his best game in his final game, catching eight passes for 92 yards and two touchdowns.

Samuel spent the 2020 season at UNLV, where the Rebels played just six games due to the COVID-19 pandemic. In that one season, receiver Kyle Williams set the program record with 5.8 receptions per game and went on to earn freshman All-America honors and was named the Mountain West Freshman of the Year.

Prior to his one season at UNLV, Samuel spent nine seasons at Michigan State. During his time with the Spartans, Samuel mentored two Big 10 Receivers of the Year in Tony Lippett (2014) and Aaron Burbridge (2015), while his receivers garnered All-Big Ten recognition eight times. Samuel also helped produce five NFL draft picks and another six players who made active NFL rosters.

Lippett and Burbridge were both first-team all-

conference selections while B.J. Cunningham, R.J. Shelton and Felton Davis III all earned second-team honors under Samuel's tutelage. Cunningham, Lippett and Burbridge were all draft picks as was Keshawn Martin (2012) and Keith Mumphy (2015). In addition, Bennie Fowler played six seasons in the NFL as an undrafted free agent.

From Houston, Texas, Samuel was a part of eight bowl teams during his nine seasons with Michigan State. The Spartans earned trips to two New Year's Six bowls (Rose Bowl and Cotton Bowl) and a trip to the College Football Playoff in 2015, in addition to an Outback Bowl appearance and a Holiday Bowl appearance, among others.

Before spending nearly a decade at Michigan State, Samuel spent the 2010 season at Central Michigan. During that season with the Chippewas, wide receiver Cody Wilson recorded just the sixth 1,000-yard season in program history, tallying 83 receptions for 1,137 yards.

Samuel spent two seasons at North Dakota State from 2008-09, prior to his time at Central Michigan. In 2007, Samuel served as the offensive coordinator at Nebraska-Omaha, where he took over for Leipold, who served in that role for the previous three seasons. During that 2007 season, the Mavericks won a conference championship and posted a 10-1 record.

Samuel's time at Nebraska-Omaha in 2007 was his third time on staff there as he also served as the defensive backs coach in 2003 and 2004 and the outside linebackers coach and special teams coordinator in 2005. Leipold was on staff for two of those seasons on the other side of the ball. Samuel was also a graduate assistant there from 1998-2000, in addition to serving as a graduate assistant at Arizona in 2001 and 2002.

Samuel is a 1995 graduate of Purdue, where he was a four-year letter winner for the Boilermakers. He was awarded the 1994 Kiwanis Citizenship Award, which is presented to a Purdue player who excels most in the combined roles of player, student and community volunteer.

He has a wife, Jaclyn, a daughter, Brooklyn and a son, Draven.

THE SAMUEL FILE

- Position:** Assistant Coach - Wide Receivers
- Alma Mater:** Purdue, 1995
- Wife:** Jaclyn
- Children:** Brooklyn and Draven

COACHING HISTORY

- 2021-Present** Kansas (Wide Receivers)
- 2021** Syracuse (Wide Receivers)
- 2020** UNLV (Passing Game Coord./Wide Receivers)
- 2011-19** Michigan State (Wide Receivers/Defensive Backs)
- 2010** Central Michigan (Wide Receivers)
- 2008-09** North Dakota State (Wide Receivers)
- 2007** Nebraska-Omaha (Offensive Coord./Running Backs)
- 2006** Southeast Missouri State (Wide Receivers)
- 2003-05** Nebraska-Omaha (Defensive Backs/Outside Linebackers/Special Teams)
- 2001-02** Arizona (Graduate Assistant)
- 1998-2000** Nebraska-Omaha (Graduate Assistant)



CHRIS SIMPSON

ASSISTANT COACH LINEBACKERS

Chris Simpson is in his third season at Kansas, coaching linebackers for the Jayhawks on head coach Lance Leipold's staff.

In 2022, Simpson assisted as the Jayhawks qualified for a bowl game for the first time since 2008 and reached the Associated Press Top 25 for the first time since 2009. Kansas started the season 5-0 and hosted ESPN's College Gameday for the first time in program history.

Leading his linebacker group in 2022 was Rich Miller, who ranked second on the team with 94 tackles, while also totaling three tackles for loss, one sack and one interception.

Simpson came to Kansas from Buffalo where he was on Leipold's staff for six seasons, also coaching linebackers. In 2020, he was promoted to co-defensive coordinator.

Under Simpson, Buffalo linebackers were one of the most consistent units on the team. At least one linebacker has been named All-MAC in each of Simpson's six seasons at Buffalo.

In 2020, Buffalo middle linebacker James Patterson was a first-team All-MAC selection after leading the team in tackles and captaining a UB squad that led the MAC in total defense.

In 2019, outside linebacker Kadofi Wright was an All-MAC Third Team selection. Middle linebacker Matt Otwinowski was named Academic All-MAC for the third time in 2019. The Bulls defense finished the season ranked seventh nationally in total defense and fourth nationally in rushing defense.

Simpson helped develop Khalil Hodge, arguably the best middle linebacker to ever play at Buffalo. In only three seasons, Hodge recorded 421 tackles, the third-highest total in school history.

In 2018, three of the team's four leading tacklers were linebackers, including Hodge (144), James Patterson (77) and Jordan Collier (56).

In 2017, Hodge had one of the finest seasons by a linebacker in school history. The junior middle linebacker had an FBS-era record 154 tackles on the year to lead the MAC and rank second in the nation. Hodge was named All-MAC First Team for his efforts.

In 2016, for the second-straight season, Simpson's linebackers were the top three leading tacklers on the team. Hodge had a huge season for the Bulls, finishing with 123 tackles, the eighth most in school history for a single season and the second most in Buffalo's FBS era.

In 2015, Simpson's first season, the top three tacklers on the team were linebackers and for the first time since 2008, the Bulls had two different players with more than 100 tackles as Nick Gilbo finished with 113 and Brandon Berry had 104. Berry was named All-MAC Second Team and Okezie Alozie was named third-team all-league.

Prior to Buffalo, Simpson was the outside linebackers coach at Eastern Michigan in 2014.

Before his stop at EMU, Simpson spent the previous four seasons as linebackers coach at Grand Valley State in in Allendale, Mich.. Grand Valley posted a 39-11 record and four Division II playoff victories.

Simpson also tutored six All-Great Lakes Intercollegiate Athletic Conference (GLIAC) performers during that span.

Grand Valley closed the 2013 football campaign ranked third in the final American Football Coaches Association poll. The Lakers advanced to the NCAA DII National Semifinals for the eighth time after knocking off undefeated and No. 3 ranked Colorado State University-Pueblo.

Senior linebacker Jordan Kaufman received second team All-GLIAC honors after leading the squad in tackles with 87, while also recording eight tackles for loss, a fumble recovery and returning a blocked field goal 56 yards for a score. Also earning honorable mention league honors for GVSU were senior linebackers Charles Hill and Luther Ware.

His 2011 linebacking unit was a key component in a Laker defense that ended the year among the GLIAC leaders. GVSU led the league in tackles for loss (93) and sacks (36), while ranking second in scoring defense (20.2). GVSU limited opponents to 15.5 points per game in its last five games that season.

Simpson's linebacking unit helped the Laker defense rank nationally in several categories, including the top 20 in tackles for loss and sacks in 2010. Ware and Justin Victor earned All-GLIAC accolades during the 2010 campaign.

Simpson arrived at GVSU following a two-year stint at the University of Nebraska-Omaha, where he coached the defensive line. The Mavericks were 14-9 with one appearance in the NCAA DII playoffs during his time on the staff.

Simpson spent five years at Division III national power Wisconsin-Whitewater where he was an assistant coach in charge of the linebackers. UWW was 42-3 his final three seasons with three-straight NCAA DIII National Championship game appearances and three Wisconsin Intercollegiate Athletic Conference crowns. The Warhawks claimed the 2007 National Championship in Leipold's first year at the school.

In addition, Simpson coached two years (1999-2000) at Waunakee (Wis.) High School, one year (2001) at Loras College in Dubuque, Iowa, as a graduate assistant and one year (2002) at Wisconsin-Platteville. In the summer of 2006, Simpson was selected as a participant at the NCAA Men's Football Coaches Academy.

He also has received an NFL Minority Coaching Internship on six occasions, from the Green Bay Packers for defensive line and special teams in the summer of 2006, in 2007 with the Dallas Cowboys, in 2008 with the Carolina Panthers, in 2009 with the Minnesota Vikings and Cleveland Browns and in 2013 with the Detroit Lions.

Simpson graduated with a bachelor's degree from Wisconsin-Whitewater in physical education in 1998. He earned his master's in curriculum and instruction in 2004.

Simpson and his wife, Nicole, have three children: Jarryn, Riley and Noah.

THE SIMPSON FILE

- Position:** Assistant Coach - Linebackers
- Alma Mater:** Wisconsin-Whitewater, 1998
- Wife:** Nicole
- Children:** Jarryn, Riley and Noah

COACHING HISTORY

- 2021-Present** Kansas (Linebackers)
- 2015-21** Buffalo (Linebackers/Co-Defensive Coord.)
- 2014** Eastern Michigan (Linebackers)
- 2010-13** Grand Valley State (Linebackers)
- 2008-10** Nebraska-Omaha (Assistant Coach)
- 2003-07** Wisconsin-Whitewater (Assistant Coach)
- 2002** Wisconsin-Platteville (Assistant Coach)
- 2001** Loras College (Graduate Assistant)
- 1999-2000** Waunakee HS (Wisc.) (Assistant Coach)



JONATHAN WALLACE ASSISTANT COACH RUNNING BACKS

Jonathan Wallace is in his fourth season at Kansas after joining the coaching staff in February of 2020. He currently serves as KU's running backs coach on head coach Lance Leipold's staff.

a win over Washington State in the Cheez-It Bowl. Air Force posted a 7-1 record in the Mountain West, a school record for conference wins, and finished the year in the Top 25 national rankings for the first time since 1998. Wallace's tight ends were instrumental in blocking for the FBS' second-ranked rushing offense, while the Falcons led the nation in fewest sacks allowed.

Wallace was recognized as one of college football's rising stars in 2023, earning a spot on 247Sports' 30Under30 list heading into the season. In 2022, Wallace assisted as the Jayhawks qualified for a bowl game for the first time since 2008 and reached the Associated Press Top 25 for the first time since 2009. Kansas started the season 5-0 and hosted ESPN's College Gameday for the first time in program history.

Wallace joined the Academy from Bethel, where he was wide receivers coach and director of football operations in 2018. He and Dearmon led the Wildcats to a 10-1 overall record and a conference championship.

THE WALLACE FILE

Position: Assistant Coach - Running Backs
Alma Mater: Auburn, 2015
Wife: Ashley
Children: J.J.

COACHING HISTORY

2020-Present Kansas (Running Backs)
2019 Air Force (Assistant Coach)
2018 Bethel College
 (Assistant Coach/Director of Operations)
2016-17 Auburn (Graduate Assistant)

Led by All-Big 12 honorable mention selection Devin Neal, Kansas rushed for 2,395 yards – an average of 184.2 per game – and scored 29 rushing touchdowns. Neal rushed for 1,090 yards and nine touchdowns on 180 carries, averaging 6.1 yards per carry and 83.8 yards per game as he became the first Jayhawk to rush for over 1,000 yards since 2019. He was also the first Jayhawk since June Henley in 1996 to rush for at least 190 yards in back-to-back games after rushing for 224 yards against Oklahoma State and 190 yards against Texas Tech. For his efforts against OSU, Neal was named the Big 12 Offensive Player of the Week.

Wallace was an offensive graduate assistant coach at Auburn from 2016-17 working with quarterbacks and wide receivers during the 2017 season. He helped the Tigers to a pair of bowl games and Southeastern Conference championship game appearance in his two seasons on the staff.

Wallace came to Lawrence after spending the 2019 season coaching the tight ends at Air Force and the 2018 season on the staff at Bethel.

Wallace lettered as a quarterback at Auburn from 2012-14 and wide receiver in 2015 during his playing career. He started at quarterback the final four games of his freshman season and set an Auburn record for quarterback efficiency (139.60) Wallace also helped Auburn to the SEC title in 2013 and was part of the national championship run when Auburn finished the season 12-1. He was selected as a team captain in 2015 and earned the Unsung Hero Award. In addition, he was a selected as a member of the All-State Good Works team.

In his first season in Lawrence, Wallace oversaw the Kansas rushing unit, which consisted of Pooka Williams Jr., and Velton Gardner and freshmen Daniel Hishaw Jr., and Amauri Pesek-Hickson. As true freshmen, Hishaw and Pesek-Hickson combined for more than 400 yards rushing and two touchdowns on just over 90 carries.

A native of Phenix City, Alabama, Wallace helped lead Central High School to a 12-2 record and the 6A AHSAA semifinals as a senior. He graduated from Auburn with a bachelor's in physical education in 2015 and a master's in adult education in 2017. He is married to Ashley Kotero, a former Auburn soccer student-athlete and former member of the Mexico national soccer team.

Wallace spent the 2019 campaign at Air Force, helping lead the Falcons to an 11-2 overall mark and



JIM ZEBROWSKI

ASSISTANT COACH
QUARTERBACKS

Jim Zebrowski is in his third season as the quarterbacks coach at Kansas under head coach Lance Leipold.

for 3,131 yards and 28 touchdowns – both were second in school history for a single season.

In his second season at Kansas, Zebrowski mentored Jayhawk quarterback Jalon Daniels as he had a breakout campaign and led KU to a bowl game for the first time since 2008 and reached the Associated Press Top 25 for the first time since 2009. Kansas started the season 5-0 and hosted ESPN's College Gameday for the first time in program history.

During his first season at Buffalo in 2017, Zebrowski made an immediate impact with the Bulls. Despite an injury-riddled season that saw the Bulls have to start three different quarterbacks, Buffalo still led the MAC and set a school record with 3,490 passing yards on the year. Jackson threw for 2,096 yards and 14 touchdowns in eight games, including three 300-plus yard games. Backup Drew Anderson started against Western Michigan and threw for a school- and conference-record 597 yards and seven touchdowns.

Prior to his time at Buffalo, Zebrowski was the quarterbacks coach at Minnesota from 2011-15 and helped lead the Gophers to three-straight bowl games. To touch on his development of young quarterbacks, he took Minnesota signal-caller Mitch Leidner from running the scout team to accounting for 2,250 yards and 21 touchdowns in 2014. Leidner had 10 rushing touchdowns, tying the school record for a quarterback.

He helped lead the Gophers to the Meineke Car Care Bowl in 2012, the Texas Bowl in 2013 and the Citrus Bowl in 2014.

Prior to coaching at Minnesota, Zebrowski was the quarterbacks coach at Northern Illinois in 2010. He tutored All-MAC quarterback Chandler Harnish, an NFL draft pick of the Indianapolis Colts. He also laid the foundation for Harnish's backup Jordan Lynch who was an All-American and a Heisman Trophy finalist in 2013. Featuring a high-powered offense that averaged over 35 points per game, Zebrowski helped lead the Huskies to the 2010 MAC Championship game and a win over Fresno State in the Humanitarian Bowl.

This is the third time Zebrowski will serve under Leipold. The first was when he was the offensive coordinator and quarterbacks coach at Wisconsin-Whitewater from 2007-09. Over his tenure, the Warhawks went 42-3 and advanced to the Division III title game every year, winning it twice. Zebrowski was named the Wisconsin Football Coaches Association Assistant Coach of the Year and the FootballScoop.com Division III Coordinator of the Year in 2009. Most recently, Zebrowski served on Leipold's staff at Buffalo from 2017-2020.

In 2004, he became the head coach at Lakeland University and led the Muskies to a 28-12 record over four seasons. He led Lakeland to a pair of Illini-Badger Conference championships and advanced to the Division III playoffs for the first time in school history.

Zebrowski and his wife, Heather, who was named Female Athlete of the Year during her volleyball playing days at Southern Illinois, have two children, Zachary and Lauryn. His son, Zach, is a quarterback at Southern Illinois.

THE ZEBROWSKI FILE

- Position:** Assistant Coach - Quarterbacks
- Alma Mater:** Mount Union, 1991
- Wife:** Heather
- Children:** Zachary and Lauren

COACHING HISTORY

- 2021-Present** Kansas (Quarterbacks)
- 2017-20** Buffalo (Quarterbacks)
- 2016** Hamline (Assistant Head Coach)
- 2011-15** Minnesota (Quarterbacks)
- 2010** Northern Illinois (Quarterbacks)
- 2007-09** Wisconsin-Whitewater (Assistant Coach)
- 2003-06** Lakeland College (Head Coach)
- 1997-99** Southern Illinois (Assistant Coach)
- 1994-96** Berea HS (Ohio) (Assistant Coach)
- 1991-93** Preble Shawnee HS (Ohio) (Assistant Coach)

Daniels was a Second Team All-Big 12 selection after completing 152-of-230 (66.1 percent) passes for 2,014 yards and 18 touchdowns, while adding 425 yards and seven touchdowns on the ground. He capped off the season with a record-setting performance in the AutoZone Liberty Bowl, where he went 37-of-55 for 544 yards and five touchdowns, while also rushing for a touchdown.

KU's offense has also seen success with Jason Bean under center and the duo combined to throw for 32 touchdowns to eight interceptions in 2022. Daniels passed for 18 touchdowns and 2,014 yards in 2022. Daniels' 18 touchdowns tied for the fifth most in a season in school history, while Bean's 14 touchdown passes tied for eighth. Bean was also one of just five Power 5 quarterbacks in 2022 to have back-to-back games of 250 yards passing and four touchdown passes.

A coaching veteran in the Big Ten and Mid-American Conference, Zebrowski came to Kansas with 29 years of experience, including four seasons at Buffalo as the quarterbacks coach and co-offensive coordinator. He is well known for developing young quarterbacks within the programs he works for.

In 2020, Zebrowski helped Buffalo quarterback Kyle Vantrease develop into a solid starting quarterback for the Bulls. In a season that was dominated by the run game, Vantrease was still able to shine after he threw for 353 yards and four touchdowns against Miami (OH) and 365 yards and a score against Ball State in the MAC Championship game. He became the first UB quarterback since 2014 to throw for 350+ yards twice in the same season under Zebrowski's guidance.

In 2019, Zebrowski led two different young quarterbacks to an eight-win season and helped UB earn the program's first win in a bowl game. Redshirt-freshman Matt Myers began the season as the starter before suffering a season-ending injury in the fifth game. Myers had a standout performance against Penn State, throwing for 245 yards and a touchdown. Redshirt-sophomore Kyle Vantrease started the final eight games of the season and threw for 1,193 yards and eight touchdowns and ran for six additional touchdowns.

Under Zebrowski's guidance in 2018, quarterback Tyree Jackson became the first player in school history to be named Mid-American Conference Offensive Player of the Year and the first quarterback in school history to be named All-MAC. He threw



COACHING SUPPORT STAFF



MATT LUBICK
SENIOR ANALYST - OFFENSE



MARK DELEONE
SENIOR ANALYST - DEFENSE



BILL QUEISERT
ANALYST - OFFENSE



JOE DAILEY
ANALYST - OFFENSE



OSCAR RODRIGUEZ
ANALYST - DEFENSE



ZAC BARTON
ANALYST - SPECIAL TEAMS



AARON MILLER
ANALYST - SPECIAL TEAMS



BRIAN STOLDT
QUALITY CONTROL - DEFENSE



TERIL BOLDIS
GRADUATE ASSISTANT - OFFENSE



CHRIS LABIDOU
GRADUATE ASSISTANT - OFFENSE



QUENTIN CARTER
GRADUATE ASSISTANT - DEFENSE



DONAVON NATHANIEL
GRADUATE ASSISTANT - DEFENSE



MATT GILDERSLEEVE
DIRECTOR OF SPORTS PERFORMANCE



ROB IANELLO
GENERAL MANAGER



MICHAEL PAINTER
DIRECTOR OF FOOTBALL OPERATIONS



GRANT MURRAY
DIRECTOR OF PLAYER PERSONNEL



BILLY BONNEAU
ASST. DIR. OF PLAYER PERSONNEL



ASHLEY GOODMAN
DIRECTOR OF PLAYER DEVELOPMENT



DARRELL STUCKEY II
DIRECTOR OF FOOTBALL RELATIONS



SCOTT ALIGO
DIRECTOR OF SCOUTING



GREG SVARZKOPF
DIRECTOR OF RECRUITING



LACHELLE STANLEY
DIRECTOR OF ON-CAMPUS RECRUITING



HAYLEY GOLDIN
ASSISTANT DIRECTOR OF ON-CAMPUS RECRUITING



KELSEY LOVELL
DIRECTOR OF FOOTBALL ACADEMICS



STEPHEN CARBERRY
ASSOC. DIRECTOR- ACADEMIC AND CAREER COUNSELING



TAJA DOTSON
ASST. DIRECTOR- ACADEMIC AND CAREER COUNSELING




TRENT CARTER
HEAD ATHLETIC TRAINER



MADISON BEENE
ATHLETIC TRAINER



JAKE ROSENFELDT
ATHLETIC TRAINER



CODY DEARDORFF
ATHLETIC TRAINER



CONOR MCNALLY
ASSISTANT SPORTS PERFORMANCE COACH



ERIC SCOTT
ASSISTANT SPORTS PERFORMANCE COACH



TANNER MAHER
ASSISTANT SPORTS PERFORMANCE COACH



PATRICK HAMPTON
ASSISTANT SPORTS PERFORMANCE COACH



JIMMY LE
DIRECTOR OF FOOTBALL VIDEO



JOHN LINTNER
ASSISTANT DIRECTOR OF FOOTBALL VIDEO



DARREN HAIN
HEAD FOOTBALL EQUIPMENT MANAGER



SETH HOLIDAY
ASSISTANT EQUIPMENT MANAGER



STACEY POTTER
ASSISTANT DIETICIAN



MEGAN MCCANN
PERFORMANCE NUTRITION ASSISTANT



ANDY EISCH
DIRECTOR OF COMMUNICATIONS



DOUG SELF
ASSOCIATE DIRECTOR OF COMMUNICATIONS



JASON RAMIREZ
FACILITY SUPERVISOR



MATT HOLLAND
DIRECTOR OF FOOTBALL CREATIVE VIDEO



TAYLOR KRYGER
DIRECTOR OF FOOTBALL CREATIVE AND SOCIAL MEDIA



PARSON COVINGTON
GRAPHIC DESIGNER



TRACEY DILLON
ADMINISTRATIVE ASSISTANT - HEAD COACH



EMILY ELLISON
ADMINISTRATIVE ASSISTANT - ASSISTANT COACHES



2023

OPPONENTS

2023 OPPONENTS



MISSOURI STATE

Friday, Sept. 1, 2023 | 7:00 p.m. CT
Lawrence, Kan. (David Booth Kansas Memorial Stadium)

GENERAL INFO

Location Springfield, Mo.
Enrollment 24,163
Colors Maroon & White
Conference Missouri Valley Football
Stadium Robert W. Plaster Stadium
2022 Record 5-6
2022 Conference Record (Finish) 3-5 (8th)
Postseason None
President Clif Smart
Athletics Director Kyle Moats
Head Coach Ryan Beard
Alma Mater Western Kentucky, 2012, 2014
Record at Missouri St. 0-0 (1st Season)
Record vs. Kansas First Meeting
Series History/Last Kansas leads, 2-0 (2002)

2023 SCHEDULE

Sept. 1 at Kansas
Sept. 9 at UT-Martin
Sept. 23 UTAH TECH
Sept. 30 at Southern Illinois
Oct. 7 NORTH DAKOTA STATE
Oct. 14 at Western Illinois
Oct. 21 MURRAY STATE
Oct. 28 at Youngstown State
Nov. 4 ILLINOIS STATE
Nov. 11 NORTHERN IOWA
Nov. 18 at South Dakota State

MEDIA RELATIONS

Rick Kindhart - Assistant Director of Athletics, Communications
Office 417-836-4585
Email rkindhart@missouristate.edu
Website MissouriStateBears.com



ILLINOIS

Friday, Sept. 8, 2023 | 6:30 p.m. CT
Lawrence, Kan. (David Booth Kansas Memorial Stadium)

GENERAL INFO

Location Urbana-Champaign, Ill.
Enrollment 56,299
Colors Orange & Blue
Conference Big Ten (West)
Stadium Memorial Stadium (60,670 - FieldTurf)
2022 Record 8-5
2022 Conference Record/Finish 5-4 (T-2nd)
Postseason ReliaQuest Bowl (L, 10-19 vs. #22 Mississippi State)
President Timothy L. Killeen
Athletics Director Josh Whitman
Head Coach Bret Bielema
Alma Mater Iowa, 1992
Record at Illinois 13-12 (3rd Season)
Record vs. Kansas 0-0
Series History/Last Illinois leads, 3-21 (1968)

2023 SCHEDULE

Sept. 2 TOLEDO
Sept. 8 at Kansas
Sept. 16 PENN STATE
Sept. 23 FLORIDA ATLANTIC
Sept. 30 at Purdue
Oct. 6 NEBRASKA
Oct. 14 at Maryland
Oct. 21 WISCONSIN
Nov. 4 at Minnesota
Nov. 11 INDIANA
Nov. 18 at Iowa
Nov. 25 NORTHWESTERN

MEDIA RELATIONS

Brett Moore - Assistant Director of Athletics, Athletics Communication
Office 309-212-6367
Email btmoores3@illinois.edu
Website FightingIllini.com



AT NEVADA

Saturday, Sept. 16, 2023 | 9:30 p.m. CT
Reno, Nev. (Mackay Stadium)

GENERAL INFO

Location Reno, Nev.
Enrollment 20,194
Colors Silver & Blue
Conference Mountain West (West)
Stadium Mackay Stadium (30,000 - FieldTurf)
2022 Record 2-10
2022 Conference Record/Finish 0-8 (6th)
Postseason None
President Brian Sandoval
Athletics Director Stephanie Rempe
Head Coach Ken Wilson
Alma Mater Iowa Wesleyan, 1993
Record at Nevada 2-10 (2nd Season)
Record vs. Kansas 0-0
Series History/Last First Meeting

2023 SCHEDULE

Sept. 2 at USC
Sept. 9 IDAHO
Sept. 16 KANSAS
Sept. 23 at Texas State
Sept. 30 at Fresno State
Oct. 14 UNLV
Oct. 21 at San Diego State
Oct. 28 NEW MEXICO
Nov. 4 HAWAII
Nov. 11 at Utah State
Nov. 18 at Colorado State
Nov. 25 WYOMING

MEDIA RELATIONS

Aaron Juarez - Associate Director, Strategic Communications
Office 208-982-0040
Email aaronjuarez@unr.edu
Website NevadaWolfpack.com



BYU

Saturday, Sept. 23, 2023 | TBA
Lawrence, Kan. (David Booth Kansas Memorial Stadium)

GENERAL INFO

Location Provo, Utah
Enrollment 33,517
Colors Blue & White
Conference Big 12
Stadium LaVell Edwards Stadium (63,470 - Natural Grass)
2022 Record 8-5
2022 Conference Record/Finish NA
Postseason New Mexico Bowl (W, 24-23 vs. SMU)
President C. Shane Reese
Athletics Director Tom Holmoe
Head Coach Kalani Sitake
Alma Mater BYU, 2000
Record at BYU 56-34 (8th Season)
Record vs. Kansas First Meeting
Series History/Last Kansas leads, 1-0 (1992)

2023 SCHEDULE

Sept. 2 SAM HOUSTON
Sept. 9 SOUTHERN UTAH
Sept. 16 at Arkansas
Sept. 23 at Kansas
Sept. 29 CINCINNATI
Oct. 14 at TCU
Oct. 21 TEXAS TECH
Oct. 28 at Texas
Nov. 4 at West Virginia
Nov. 11 IOWA STATE
Nov. 18 OKLAHOMA
Nov. 25 at Oklahoma State

MEDIA RELATIONS

Brett Pyne - Assistant Athletic Director for Football Strategic Communications
Office 801-422-4912
Email brett_pyne@byu.edu
Website BYUCougars.com



TEXAS

Saturday, Sept. 30, 2023 | TBA
Austin, Texas (DKR-Texas Memorial Stadium)

GENERAL INFO

Location Austin, Texas
Enrollment 51,991
Colors Burnt Orange & White
Conference Big 12
Stadium Darrell K. Royal-Texas Memorial Stadium (100,119 - FieldTurf)
2022 Record 8-5
2022 Conference Record/Finish 6-3 (3rd)
Postseason Valero Alamo Bowl (L, 20-27 vs. Washington)
President Jay Hartzell
Athletics Director Chris Del Conte
Head Coach Steve Sarkisian
Alma Mater BYU, 1997
Record at Texas 13-12 (2nd Season)
Record vs. Kansas 1-1
Series History/Last Texas leads, 17-4 (2022)

2023 SCHEDULE

Sept. 2 RICE
Sept. 9 at Alabama
Sept. 16 WYOMING
Sept. 23 at Baylor
Sept. 30 KANSAS
Oct. 7 OKLAHOMA (Dallas)
Oct. 21 at Houston
Oct. 28 BYU
Nov. 4 KANSAS STATE
Nov. 11 at TCU
Nov. 18 at Iowa State
Nov. 24 TEXAS TECH

MEDIA RELATIONS

John Bianco - Senior Associate Athletics Director for Communications
Office 512-471-1346
Email john.bianco@athletics.utexas.edu
Website TexasSports.com



UCF

Oct. 7, 2023 | TBA
Lawrence, Kan. (David Booth Kansas Memorial Stadium)

GENERAL INFO

Location Orlando, Fla.
Enrollment 70,406
Colors Black & Gold
Conference Big 12
Stadium FBC Mortgage Stadium (44,256 - Bermuda Grass)
2022 Record 9-5
2022 Conference Record/Finish 6-2 (T-2nd)
Postseason Military Bowl (L, 13-30 vs. Duke)
Chancellor Alexander N. Cartwright
Athletics Director Terry Mohajir
Head Coach Gus Malzahn
Alma Mater Henderson State, 1990
Record at UCF 18-9 (3rd Season)
Record vs. Kansas First Meeting
Series History/Last First Meeting

2023 SCHEDULE

Aug. 31 KENT STATE
Sept. 9 at Boise State
Sept. 16 VILLANOVA
Sept. 23 at Kansas State
Sept. 30 BAYLOR
Oct. 7 at Kansas
Oct. 21 at Oklahoma
Oct. 28 WEST VIRGINIA
Nov. 4 at Cincinnati
Nov. 11 OKLAHOMA STATE
Nov. 18 at Texas Tech
Nov. 25 HOUSTON

MEDIA RELATIONS

Justin Wilson - Assistant Athletics Director, Strategic Communications
Office 336-660-8584
Email jwilson@athletics.ucf.edu
Website UCFKnights.com

GAME 7



AT OKLAHOMA STATE

Saturday, Oct. 14, 2023 | TBD
Stillwater, Okla. (Boone Pickens Stadium)

GENERAL INFO

Location Stillwater, Okla.
Enrollment 24,649
Colors Orange & Black
Conference Big 12
Stadium Boone Pickens Stadium (55,509 - AstroTurf)
2022 Record 7-6
2022 Conference Record/Finish 4-5 (T-5th)
Postseason Guaranteed Rate Bowl (L, 17-24 vs. Wisconsin)
President Kayse Shrum
Athletics Director Chad Weiberg
Head Coach Mike Gundy
Alma Mater Oklahoma State, 1990
Record at Oklahoma St. 149-69 (18th Season)
Record vs. Kansas 12-2
Series History OSU leads, 40-30-3 (2022)

2023 SCHEDULE

Sept. 2 CENTRAL ARKANSAS
Sept. 9 at Arizona State
Sept. 16 SOUTH ALABAMA
Sept. 23 at Iowa State
Oct. 6 KANSAS STATE
Oct. 14 KANSAS
Oct. 21 at West Virginia
Oct. 28 CINCINNATI
Nov. 4 OKLAHOMA
Nov. 11 at UCF
Nov. 18 at Houston
Nov. 25 BYU

MEDIA RELATIONS

Sean Maguire - Assistant Director/Communications

Office 405-744-6963
Email sean.maguire@okstate.edu
Website OKState.edu

GAME 9



AT IOWA STATE

Saturday, Nov. 4, 2023 | TBA
Ames, Iowa (Jack Trice Stadium)

GENERAL INFO

Location Ames, Iowa
Enrollment 29,969
Colors Cardinal & Gold
Conference Big 12
Stadium Jack Trice Stadium (61,500 - Grass)
2022 Record 4-8
2022 Conference Record/Finish 1-8 (10th)
Postseason None
President Wendy Wintersteen
Athletics Director Jamie Pollard
Head Coach Matt Campbell
Alma Mater Mount Union, 2002
Record at Iowa State 46-42 (8th Season)
Record vs. Kansas 6-1
Series History/Last ISU leads, 50-46-6 (2022)

2023 SCHEDULE

Sept. 2 NORTHERN IOWA
Sept. 9 IOWA
Sept. 16 at Ohio
Sept. 23 OKLAHOMA STATE
Sept. 30 at Oklahoma
Oct. 7 TCU
Oct. 14 at Cincinnati
Oct. 28 at Baylor
Nov. 4 KANSAS
Nov. 11 at BYU
Nov. 18 TEXAS
Nov. 25 at Kansas State

MEDIA RELATIONS

Matt Shoultz - Assistant Athletics Director/Communications

Office 515-294-1393
Email mshoultz@iastate.edu
Website Cyclones.com

GAME 11



KANSAS STATE

Saturday, Nov. 18, 2023 | TBD
Lawrence, Kan. (David Booth Kansas Memorial Stadium)

GENERAL INFO

Location Manhattan, Kan.
Enrollment 19,722
Colors Purple and White
Conference Big 12
Stadium Bill Snyder Family Stadium (50,000 - FieldTurf)
2022 Record 10-4
2022 Conference Record/Finish 7-2 (1st)
Postseason AllState Sugar Bowl (L, 20-45 vs. Alabama)
President Richard Linton
Athletics Director Gene Taylor
Head Coach Chris Klieman
Alma Mater Northern Iowa, 1990
Record at Kansas State 30-20 (5th Season)
Record vs. Kansas 4-0
Series History/Last KU leads, 66-49-5 (2022)

2023 SCHEDULE

Sept. 2 SE MISSOURI STATE
Sept. 9 TROY
Sept. 16 at Missouri
Sept. 23 UCF
Oct. 6 at Oklahoma State
Oct. 14 at Texas Tech
Oct. 21 TCU
Oct. 28 HOUSTON
Nov. 4 at Texas
Nov. 11 BAYLOR
Nov. 18 at Kansas
Nov. 25 IOWA STATE

MEDIA RELATIONS

Ryan Lackey - Associate Athletics Director for Communications

Office 785-587-7865
Email rlackey@kstatesports.com
Website KStateSports.com

GAME 8



OKLAHOMA

Saturday, Oct. 28, 2023 | TBD
Lawrence, Kan. (David Booth Kansas Memorial Stadium)

GENERAL INFO

Location Norman, Okla.
Enrollment 28,079
Colors Crimson & Cream
Conference Big 12
Stadium Gaylord Family - Oklahoma Memorial Stadium (80,126 - Grass)
2021 Record 6-7
2021 Conference Record/Finish 3-6 (T-7th)
Postseason Cheez-It Bowl (L, 32-35 vs. Florida State)
President Joseph Harroz Jr.
Athletics Director Joe Castiglione
Head Coach Brent Venables
Alma Mater Kansas State, 1992
Record at Oklahoma 6-7 (2nd Season)
Record vs. Kansas 1-0
Series History/Last OU leads, 80-27-6 (2022)

2023 SCHEDULE

Sept. 2 ARKANSAS STATE
Sept. 9 SMU
Sept. 16 at Tulsa
Sept. 23 at Cincinnati
Sept. 30 IOWA STATE
Oct. 7 vs. Texas (Dallas)
Oct. 21 UCF
Oct. 28 at Kansas
Nov. 4 at Oklahoma State
Nov. 11 WEST VIRGINIA
Nov. 18 at BYU
Nov. 24 TCU

MEDIA RELATIONS

Mike Houck - Associate Athletics Director/Strategic Communications

Office 405-325-8227
Email mhouck@ou.edu
Website SoonerSports.com

GAME 10



TEXAS TECH

Saturday, Nov. 11, 2023 | TBA
Lawrence, Kan. (David Booth Kansas Memorial Stadium)

GENERAL INFO

Location Lubbock, Texas
Enrollment 37,481
Colors Scarlet & Black
Conference Big 12
Stadium Jones AT&T Stadium (60,454 - FieldTurf)
2022 Record 8-5
2022 Conference Record/Finish 5-4 (4th)
Postseason TaxAct Texas Bowl (W, 42-25 vs. Mississippi)
President Lawrence Schovanec
Athletics Director Kirby Hocutt
Head Coach Joey McGuire
Alma Mater UT-Arlington, 1995
Record at Texas Tech 8-2 (2nd Season)
Record vs. Kansas 1-0
Series History/Last TTU leads, 22-2 (2022)

2023 SCHEDULE

Sept. 2 at Wyoming
Sept. 9 OREGON
Sept. 16 TARLETON STATE
Sept. 23 at West Virginia
Sept. 30 HOUSTON
Oct. 7 at Baylor
Oct. 14 KANSAS STATE
Oct. 21 at BYU
Nov. 2 TCU
Nov. 11 at Kansas
Nov. 18 UCF
Nov. 24 at Texas

MEDIA RELATIONS

Matt Dowdy - Assistant Athletics Director/Communications

Office 806-834-4529
Email matthew.dowdy@ttu.edu
Website TexasTech.com

GAME 12



AT CINCINNATI

Saturday, Nov. 25, 2023 | TBD
Cincinnati Ohio (Nippert Stadium)

GENERAL INFO

Location Cincinnati, Ohio
Enrollment 47,916
Colors Red & Black
Conference Big 12
Stadium Nippert Stadium (40,000 - FieldTurf)
2022 Record 9-4
2022 Conference Record/Finish 6-2 (T-2nd)
Postseason Wasabi Fenway Bowl (L, 7-24 vs. Louisville)
President Linda Livingstone
Athletics Director John Cunningham
Head Coach Scott Satterfield
Alma Mater Appalachian State, 1996
Record at Cincinnati 0-0 (1st Season)
Record vs. Kansas 0-0
Series History/Last Series Tied 1-1 (1997)

2023 SCHEDULE

Sept. 2 EASTERN KENTUCKY
Sept. 9 at Pittsburgh
Sept. 16 MIAMI (OH)
Sept. 23 OKLAHOMA
Sept. 29 at BYU
Oct. 14 IOWA STATE
Oct. 21 BAYLOR
Oct. 28 at Oklahoma State
Nov. 4 UCF
Nov. 11 at Houston
Nov. 18 at West Virginia
Nov. 25 KANSAS

MEDIA RELATIONS

Zach Stipe - Associate AD, Communications & Strategic Brand Management

Office 513-556-9845
Email zach.stipe@uc.edu
Website GoBearcats.com

SERIES HISTORY VS. BIG 12 OPPONENTS

BAYLOR

Series: Baylor leads 18-4
In Lawrence: Baylor leads 7-4
In Waco: Baylor leads 11-0

9/18/1971	Lawrence	W	22-0
9/10/1988	Lawrence	L	14-27
9/23/1989	Waco	L	3-46
10/10/1998	Waco	L	24-31
11/6/1999	Lawrence	W	45-10
10/5/2002	Waco	L	32-35
10/18/2003	Lawrence	W	28-21
10/21/2006	Waco	L	35-36
10/13/2007	Lawrence	W	58-10
10/2/2010	Waco	L	7-55
11/12/2011	Lawrence (ot)	L	30-31
11/3/2012	Waco	L	14-41
10/18/2013	Lawrence	L	14-59
11/1/2014	Waco	L	14-60
10/10/2015	Lawrence	L	7-66
10/15/2016	Waco	L	7-49
11/4/2017	Lawrence	L	9-38
9/22/2018	Waco	L	7-26
11/30/2019	Lawrence	L	6-61
9/26/2020	Waco	L	14-47
9/18/2021	Lawrence	L	7-45
10/22/2022	Waco	L	23-35

BYU

Series: Kansas leads 1-0
In Honolulu: Kansas leads 1-0
 1992 Honolulu W 23-20

CINCINNATI

Series: Tied 1-1
In Lawrence: Kansas leads 1-0
In Cincinnati: Cincinnati leads 1-0

9/2/1995	Lawrence	W	23-18
9/20/1997	Cincinnati	L	7-34

HOUSTON

Series: Kansas leads 4-0
In Lawrence: Kansas leads 1-0
In Houston: Kansas leads 2-0
In Fort Worth: Kansas leads 1-0

9/1/1994	Houston	W	35-13
9/23/1995	Lawrence	W	20-13
12/23/2005	Fort Worth	W	42-13
9/17/22	Houston	W	48-30

IOWA STATE

Series: Kansas leads 51-45-6
In Lawrence: Kansas leads 29-19-3
In Ames: ISU leads 25-23-3

10/15/1898	Lawrence	W	11-6
10/14/1916	Ames	L	0-13
10/27/1917	Lawrence	W	7-0
10/25/1919	Ames	T	0-0
10/23/1920	Lawrence	W	7-0
11/5/1921	Ames	W	14-7
10/11/1924	Lawrence	L	10-13
10/10/1925	Ames	L	0-20
10/27/1928	Lawrence	T	0-0
10/26/1929	Ames	W	33-0
10/25/1930	Lawrence	W	20-6
10/15/1932	Ames	W	26-0
11/18/1933	Lawrence	W	20-6
11/3/1934	Ames	T	0-0
11/23/1935	Lawrence	L	12-21
10/10/1936	Ames	L	7-21
10/16/1937	Lawrence	W	14-6
10/22/1938	Ames	L	7-21
10/7/1939	Lawrence	W	14-0
10/5/1940	Ames	L	0-7
10/25/1941	Lawrence	W	13-0
11/14/1942	Ames	L	13-20
10/9/1943	Lawrence	L	6-13
10/14/1944	Ames	L	0-25
10/6/1945	Lawrence	T	13-13

10/12/1946	Ames	W	24-8
10/4/1947	Lawrence	W	27-7
10/9/1948	Ames	W	20-7
10/1/1949	Lawrence	L	6-19
10/14/1950	Ames	W	33-21
9/29/1951	Lawrence	W	53-33
10/11/1952	Ames	W	43-0
10/3/1953	Lawrence	W	23-0
10/9/1954	Ames	L	6-33
10/8/1955	Lawrence	T	7-7
10/13/1956	Ames	W	25-14
10/12/1957	Lawrence	L	6-21
10/11/1958	Ames	W	7-0
10/31/1959	Lawrence	W	7-0
10/8/1960	Ames	W	28-14
10/14/1961	Lawrence	W	21-7
10/13/1962	Ames	W	29-8
10/12/1963	Lawrence	L	14-17
10/10/1964	Ames	W	42-6
10/9/1965	Lawrence	L	7-21
10/8/1966	Ames	L	7-24
10/28/1967	Lawrence	W	28-14
10/26/1968	Ames	W	46-25
10/25/1969	Ames	L	20-44
10/24/1970	Lawrence	W	24-10
10/23/1971	Ames	L	24-40
10/28/1972	Lawrence	L	8-34
10/27/1973	Ames	W	22-20
10/26/1974	Lawrence	L	6-22
10/18/1975	Ames	W	21-10
11/6/1976	Lawrence	L	17-31
10/29/1977	Ames	L	3-41
10/28/1978	Lawrence	L	7-13
10/20/1979	Ames	W	24-7
10/18/1980	Lawrence	W	28-17
11/7/1981	Ames	W	24-11
11/6/1982	Lawrence	W	24-17
10/8/1983	Ames	L	35-38
10/6/1984	Lawrence	W	33-14
10/12/1985	Ames	L	21-22
10/11/1986	Lawrence	L	10-13
10/24/1987	Lawrence	L	28-42
10/22/1988	Ames	L	14-42
10/7/1989	Lawrence	L	20-24
10/6/1990	Ames	T	34-34
10/19/1991	Lawrence	W	41-0
10/17/1992	Ames	W	50-47
10/16/1993	Lawrence	W	35-20
10/15/1994	Ames	W	41-23
10/14/1995	Lawrence	W	34-7
11/2/1996	Ames	W	34-31
11/1/1997	Lawrence	W	34-24
11/21/1998	Ames	L	20-23
11/20/1999	Lawrence	W	31-28
11/18/2000	Ames	L	17-38
11/17/2001	Lawrence	L	7-49
8/31/2002	Ames	L	3-45
11/22/2003	Lawrence	W	36-7
10/30/2004	Ames	L	7-13
11/26/2005	Lawrence (ot)	W	24-21
11/4/2006	Ames	W	41-10
11/17/2007	Lawrence	W	45-7
10/4/2008	Ames	W	35-33
10/10/2009	Lawrence	W	41-36
10/30/2010	Ames	L	16-28
11/5/2011	Ames	L	10-13
11/17/2012	Lawrence	L	23-51
11/23/2013	Ames	L	0-34
11/8/2014	Lawrence	W	34-14
10/3/2015	Ames	L	13-38
11/12/2016	Lawrence	L	24-31
10/14/2017	Ames	L	0-45
11/3/2018	Lawrence	L	3-27
11/23/2019	Ames	L	31-41
11/31/2020	Lawrence	L	22-52
10/2/2021	Ames	L	7-59
10/1/2022	Lawrence	W	14-11

KANSAS STATE

Series: Kansas leads 65-50-5
In Lawrence: Kansas leads 37-22-2
In Manhattan: Series tied 28-28-3

10/4/1902	Lawrence	W	16-0
10/3/1903	Lawrence	W	34-0
11/19/1904	Manhattan	W	41-4
11/25/1905	Lawrence	W	28-0
11/24/1906	Manhattan	L	4-6
10/26/1907	Lawrence	W	29-10
10/10/1908	Lawrence	W	12-6
10/16/1909	Manhattan	W	5-3
10/21/1911	Manhattan	W	6-0
10/26/1912	Lawrence	W	19-6
10/25/1913	Manhattan	W	26-0
10/26/1914	Lawrence	W	27-0
10/23/1915	Manhattan	W	19-7
10/28/1916	Lawrence	T	0-0
11/3/1917	Manhattan	W	9-0
11/28/1918	Lawrence	W	13-7
11/1/1919	Lawrence	W	16-3
10/30/1920	Manhattan	W	14-0
10/29/1921	Lawrence	W	21-7
10/28/1922	Manhattan	T	7-7
10/27/1923	Lawrence	T	0-0
10/18/1924	Manhattan	L	0-6
10/17/1925	Lawrence	L	7-14
10/16/1926	Manhattan	L	0-27
10/15/1927	Lawrence	L	2-13
10/20/1928	Manhattan	W	7-0
10/19/1929	Lawrence	L	0-6
10/18/1930	Manhattan	W	14-0
10/17/1931	Lawrence	L	0-13
11/19/1932	Manhattan	W	19-0
10/28/1933	Lawrence	L	0-6
10/20/1934	Manhattan	L	0-13
10/26/1935	Lawrence	W	9-2
10/24/1936	Manhattan	L	6-26
11/13/1937	Lawrence	L	0-7
10/29/1938	Manhattan	W	27-7
11/3/1939	Lawrence	L	6-27
10/26/1940	Manhattan	L	0-20
11/15/1941	Lawrence	W	20-16
10/24/1942	Manhattan	W	19-7
10/30/1943	Lawrence	W	25-2
11/11/1944	Manhattan	L	14-18
11/17/1945	Lawrence	W	27-0
11/16/1946	Manhattan	W	34-0
11/1/1947	Lawrence	W	55-0
11/13/1948	Manhattan	W	20-14
10/29/1949	Lawrence	W	38-0
11/18/1950	Manhattan	W	47-7
10/27/1951	Lawrence	W	33-14
11/1/1952	Manhattan	W	26-6
11/7/1953	Lawrence	L	0-7
10/30/1954	Manhattan	L	6-28
11/5/1955	Lawrence	L	0-46
11/3/1956	Manhattan	W	20-15
11/9/1957	Lawrence	W	13-7
11/1/1958	Manhattan	W	21-12
10/17/1959	Lawrence	W	33-14
9/24/1960	Manhattan	W	41-0
11/1/1961	Lawrence	W	34-0
11/3/1962	Manhattan	W	38-0
11/2/1963	Lawrence	W	34-0
10/31/1964	Manhattan	W	7-0
10/30/1965	Lawrence	W	34-0
10/29/1966	Manhattan	T	3-3
11/4/1967	Lawrence	W	17-16
11/16/1968	Manhattan	W	38-29
10/11/1969	Lawrence	L	22-26
10/10/1970	Manhattan	W	21-15
10/9/1971	Lawrence	W	39-13
10/14/1972	Manhattan	L	19-20
10/13/1973	Lawrence	W	25-18
10/12/1974	Manhattan	W	20-13
11/1/1975	Lawrence	W	28-0
10/23/1976	Manhattan	W	24-14
11/5/1977	Lawrence	W	29-21
11/18/1978	Manhattan	L	20-36
11/3/1979	Lawrence	W	36-28

11/1/1980	Manhattan	W	20-18
10/24/1981	Lawrence	W	17-14
10/23/1982	Manhattan	L	7-36
10/15/1983	Lawrence	W	31-3
10/13/1984	Manhattan	L	7-24
10/19/1985	Lawrence	W	38-7
10/18/1986	Manhattan	L	12-29
11/7/1987	Manhattan	T	17-17
11/5/1988	Lawrence	W	30-12
10/28/1989	Manhattan	W	21-16
10/27/1990	Lawrence	W	27-24
10/12/1991	Manhattan	L	12-16
10/10/1992	Lawrence	W	31-7
10/9/1993	Manhattan	L	9-10
10/6/1994	Lawrence	L	13-21
10/28/1995	Manhattan	L	7-41
11/9/1996	Lawrence	L	12-38
10/18/1997	Manhattan	L	16-48
10/31/1998	Lawrence	L	6-54
10/9/1999	Manhattan	L	9-50
10/7/2000	Lawrence	L	13-52
10/27/2001	Manhattan	L	6-40
11/2/2002	Lawrence	L	0-64
10/25/2003	Manhattan	L	6-42
10/9/2004	Lawrence	W	31-28
10/8/2005	Manhattan	L	3-12
11/18/2006	Lawrence	W	39-20
10/6/2007	Manhattan	W	30-24
11/1/2008	Lawrence	W	52-21
11/7/2009	Manhattan	L	10-17
10/14/2010	Lawrence	L	7-59
10/22/2011	Lawrence	L	21-59
10/6/2012	Manhattan	L	16-56
11/30/2013	Lawrence	L	10-31
11/29/2014	Manhattan	L	13-51
11/28/2015	Lawrence	L	14-45
11/26/2016	Manhattan	L	19-34
10/28/2017	Lawrence	L	20-30
11/10/2018	Manhattan	L	17-21
11/2/2019	Lawrence	L	10-38
10/24/2020	Manhattan	L	14-55
11/6/2021	Lawrence	L	10-35
11/26/2022	Manhattan	L	27-47

OKLAHOMA

Series: OU leads 80-27-6
In Lawrence: OU leads 37-14-3
In Norman: OU leads 42-13-3
Neutral Sites: OU leads 1-0-0

11/7/1903	Lawrence	W	17-5
10/21/1904	Norman	W	16-0
10/21/1905	Lawrence	W	34-0
10/20/1906	Lawrence	W	20-4
10/19/1907	Norman	W	15-0
10/17/1908	Lawrence	W	11-0
10/9/1909	Lawrence	W	11-0
11/12/1910	Norman	W	2-0
11/11/1911	Lawrence	L	0-3
11/2/1912	Lawrence	L	5-6
11/1/1913	Norman	L	7-21
10/31/1914	Lawrence	T	16-16
10/30/1915	Norman	L	14-23
11/4/1916	Lawrence	W	21-13
11/10/1917	Norman	W	13-6
11/9/1918	Lawrence	L	0-33

SERIES HISTORY VS. BIG 12 OPPONENTS

11/2/1935	Norman	W	7-0
10/17/1936	Lawrence	L	0-14
10/23/1937	Norman	W	6-3
10/15/1938	Lawrence	L	0-19
10/21/1939	Norman	L	7-27
10/9/1940	Lawrence	L	0-13
11/1/1941	Norman	L	0-38
10/17/1942	Lawrence	L	0-25
11/6/1943	Norman	L	13-26
11/18/1944	Lawrence	L	0-20
10/20/1945	Norman	L	7-39
11/9/1946	Lawrence	W	16-13
10/18/1947	Norman	T	13-13
11/20/1948	Lawrence	L	7-60
10/15/1949	Norman	L	26-48
11/11/1950	Lawrence	L	13-33
10/20/1951	Norman	L	21-33
10/18/1952	Lawrence	L	20-42
10/17/1953	Norman	L	0-45
10/16/1954	Lawrence	L	0-65
10/15/1955	Norman	L	6-44
10/20/1956	Lawrence	L	12-34
10/19/1957	Norman	L	0-47
10/18/1958	Lawrence	L	0-43
10/24/1959	Norman	L	6-7
10/15/1960	Lawrence	T	13-13
10/21/1961	Norman	W	10-0
10/20/1962	Lawrence	L	7-13
10/19/1963	Norman	L	18-21
10/17/1964	Lawrence	W	15-14
10/16/1965	Norman	L	7-21
10/15/1966	Lawrence	L	0-35
11/18/1967	Norman	L	10-14
11/9/1968	Lawrence	L	23-27
11/15/1969	Norman	L	15-31
11/14/1970	Lawrence	L	24-28
11/13/1971	Norman	L	10-56
11/18/1972	Lawrence	L	7-31
11/17/1973	Norman	L	20-48
11/16/1974	Lawrence	L	14-45
11/8/1975	Norman	W	23-3
10/16/1976	Lawrence	L	10-28
10/1/1977	Norman	L	9-42
10/14/1978	Lawrence	L	16-17
11/10/1979	Norman	L	0-38
11/8/1980	Lawrence	L	19-21
10/17/1981	Norman	L	7-45
10/16/1982	Lawrence	L	14-38
10/29/1983	Norman	L	14-45
10/27/1984	Lawrence	W	28-11
11/2/1985	Norman	L	6-48
11/1/1986	Lawrence	L	3-64
10/31/1987	Lawrence	L	10-71
10/29/1988	Norman	L	14-63
9/30/1989	Lawrence	L	6-45
9/29/1990	Norman	L	17-31
10/26/1991	Norman	L	3-41
10/24/1992	Lawrence	W	27-10
10/23/1993	Norman	L	25-38
10/22/1994	Lawrence	L	17-20
10/21/1995	Norman	W	38-17
10/5/1996	Norman	W	52-24
10/4/1997	Lawrence	W	20-17
9/30/2000	Norman	L	16-34
10/13/2001	Lawrence	L	10-38
10/23/2004	Norman	L	10-41
10/15/2005	Kansas City, Mo.	L	3-19
10/18/2008	Norman	L	31-45
10/24/2009	Lawrence	L	13-35
10/15/2011	Lawrence	L	17-47
10/20/2012	Norman	L	7-52
10/19/2013	Lawrence	L	19-34
11/22/2014	Norman	L	7-44
10/31/2015	Lawrence	L	7-62
10/29/2016	Norman	L	3-56
11/18/2017	Lawrence	L	3-41
11/17/2018	Norman	L	40-55
10/5/2019	Lawrence	L	20-45
11/7/2020	Norman	L	9-62
10/23/2021	Lawrence	L	23-35
10/15/2022	Norman	L	42-52

OKLAHOMA STATE

Series: OSU leads 40-30-3
In Lawrence: OSU leads 22-16-1
In Stillwater: OSU leads 18-14-2

10/13/1923	Lawrence	W	9-0
10/4/1924	Lawrence	L	0-3
10/3/1925	Lawrence	W	13-3
10/31/1931	Lawrence	L	7-13
11/2/1946	Lawrence	W	14-13
11/15/1947	Stillwater	W	13-7
10/30/1948	Lawrence	W	13-7
10/22/1949	Stillwater	W	55-14
10/21/1950	Lawrence	W	40-7
11/17/1951	Stillwater	W	27-12
11/15/1952	Lawrence	W	12-7
11/14/1953	Lawrence	L	14-41
11/13/1954	Stillwater	L	12-47
11/12/1955	Lawrence	W	12-7
10/26/1956	Stillwater	W	21-13
11/16/1957	Lawrence	W	13-7
11/15/1958	Stillwater	L	3-6
11/14/1959	Lawrence	W	28-14
11/22/1960	Stillwater	W	14-7
10/28/1961	Lawrence	W	42-8
10/27/1962	Stillwater	W	36-17
10/26/1963	Lawrence	W	41-7
10/24/1964	Stillwater	W	14-13
10/23/1965	Lawrence	W	9-0
10/22/1966	Stillwater	L	7-10
10/21/1967	Stillwater	W	26-15
10/19/1968	Lawrence	W	49-19
11/1/1969	Lawrence	L	25-28
10/31/1970	Stillwater	L	7-19
10/30/1971	Lawrence	L	10-17
11/4/1972	Stillwater	W	13-10
11/3/1973	Lawrence	T	10-10
11/2/1974	Stillwater	L	13-24
10/25/1975	Lawrence	L	19-35
10/9/1976	Stillwater	L	14-21
10/22/1977	Lawrence	L	0-21
10/21/1978	Stillwater	L	7-21
10/27/1979	Lawrence	L	17-30
10/25/1980	Stillwater	T	14-14
10/10/1981	Lawrence	L	7-20
10/9/1982	Stillwater	T	24-24
10/22/1983	Lawrence	L	10-27
10/20/1984	Stillwater	L	10-47
10/26/1985	Lawrence	L	10-17
10/25/1986	Stillwater	L	6-24
11/14/1987	Lawrence	L	17-49
11/12/1988	Stillwater	L	24-63
11/4/1989	Lawrence	L	24-37
11/3/1990	Stillwater	W	31-30
11/2/1991	Stillwater	W	31-0
11/2/1992	Lawrence	W	26-18
10/30/1993	Stillwater	W	13-6
10/29/1994	Lawrence	W	24-14
11/18/1995	Stillwater	W	22-17
9/5/1998	Lawrence	L	28-38
11/13/1999	Stillwater	L	13-45
11/16/2002	Lawrence	L	20-55
11/15/2003	Stillwater	L	21-44
10/14/2006	Lawrence	L	33-42
11/10/2007	Stillwater	W	43-28
11/20/2010	Lawrence	L	14-48
10/8/2011	Stillwater	L	28-70
10/13/2012	Lawrence	L	14-20
11/9/2013	Stillwater	L	6-42
10/11/2014	Lawrence	L	20-27
10/24/2015	Stillwater	L	10-58
10/22/2016	Lawrence	L	20-44
11/25/2017	Stillwater	L	17-58
9/29/2018	Lawrence	L	28-48
11/16/2019	Stillwater	L	13-31
10/3/2020	Lawrence	L	7-47
10/30/2021	Stillwater	L	3-55
11/5/2022	Lawrence	W	37-16

TCU

Series: TCU leads 26-9-4
In Lawrence: TCU leads 12-7
In Fort Worth: TCU leads 12-2-2
Neutral Sites: TCU leads 2-0-2

10/10/1942	Fort Worth	L	6-41
9/23/1944	Kansas City, Mo.	L	0-7
9/22/1945	Kansas City, Mo.	L	0-18
9/21/1946	Kansas City, Mo.	T	0-0
9/20/1947	Kansas City, Mo.	T	0-0
9/18/1948	Lawrence	L	13-14
9/17/1949	Lawrence	L	0-28
9/23/1950	Lawrence	L	7-14
9/22/1951	Fort Worth	W	27-13
9/20/1952	Lawrence	W	13-0
9/19/1953	Fort Worth	L	0-13
9/18/1954	Lawrence	L	6-27
9/17/1955	Fort Worth	L	14-47
9/22/1956	Lawrence	L	0-32
9/21/1957	Fort Worth	T	13-13
9/20/1958	Lawrence	L	0-42
9/19/1959	Fort Worth	L	7-14
9/17/1960	Lawrence	W	21-7
9/23/1961	Fort Worth	L	16-17
9/22/1962	Lawrence	L	3-6
9/21/1963	Fort Worth	L	6-10
9/19/1964	Lawrence	W	7-3
9/18/1982	Lawrence	W	30-19
9/10/1983	Fort Worth	T	16-16
9/17/1994	Fort Worth	L	21-31
9/14/1995	Lawrence	W	38-20
9/14/1996	Fort Worth	W	52-17
9/6/1997	Lawrence	W	17-10
9/15/2012	Lawrence	L	6-20
10/12/2013	Fort Worth	L	17-27
11/15/2014	Lawrence	L	30-34
11/14/2015	Fort Worth	L	17-23
10/8/2016	Lawrence	L	23-24
10/21/2017	Fort Worth	L	0-43
10/27/2018	Lawrence	W	27-26
9/28/2019	Fort Worth	L	14-51
11/28/2020	Lawrence	L	23-59
11/20/2021	Fort Worth	L	28-31
10/8/2022	Lawrence	L	31-38

TEXAS

Series: Texas leads 17-4
In Lawrence: Texas leads 8-3
In Austin: Texas leads 9-1

11/23/1901	Lawrence	W	12-0
9/24/1938	Lawrence	W	19-18
11/16/1996	Lawrence	L	17-38
11/15/1997	Austin	L	31-45
11/11/2000	Lawrence	L	16-51
11/10/2001	Austin	L	0-59
11/13/2004	Lawrence	L	23-27
11/12/2005	Austin	L	14-66
11/15/2008	Lawrence	L	7-35
11/21/2009	Austin	L	20-51
10/29/2011	Austin	L	0-43
10/27/2012	Lawrence	L	17-21
11/2/2013	Austin	L	13-35
9/27/2014	Lawrence	L	0-23
11/7/2015	Austin	L	20-59
11/19/2016	Lawrence	W	24-21
11/11/2017	Austin	L	27-42
11/23/2018	Lawrence	L	17-24
10/19/2019	Austin	L	48-50
11/13/2021	Austin	W	57-56
11/19/2022	Lawrence	L	14-55

TEXAS TECH

Series: Texas Tech leads 22-2
In Lawrence: Texas Tech leads 11-1
In Lubbock: Texas Tech leads 11-1

9/18/1965	Lubbock	L	7-28
9/17/1966	Lawrence	L	7-23
9/20/1969	Lubbock	L	22-28
9/19/1970	Lawrence	L	0-23
10/12/1996	Lawrence	L	7-30
10/11/1997	Lubbock	L	7-17
10/28/2000	Lawrence	L	39-45
10/6/2001	Lubbock (ot)	W	34-31
9/25/2004	Lawrence	L	30-31
10/1/2005	Lubbock	L	17-30
10/25/2008	Lawrence	L	21-63
10/31/2009	Lubbock	L	21-42
10/1/2011	Lawrence	L	34-45
11/10/2012	Lubbock (2ot)	L	34-41
10/5/2013	Lawrence	L	16-54
10/18/2014	Lubbock	L	21-34
10/17/2015	Lawrence	L	20-30
9/29/2016	Lubbock	L	19-55
10/7/2017	Lawrence	L	19-65
10/20/2018	Lubbock	L	16-48
10/28/2019	Lawrence	W	37-34
12/5/2020	Lubbock	L	13-16
10/16/2021	Lawrence	L	14-41
11/12/2022	Lubbock	L	28-43

WEST VIRGINIA

Series: WVU leads 10-2
In Lawrence: WVU leads 4-1
In Morgantown: WVU leads 6-1

11/8/1941	Morgantown	L	0-21
12/1/2012	Morgantown	L	10-59
11/16/2013	Lawrence	W	31-19
10/4/2014	Morgantown	L	14-33
11/21/2015	Lawrence	L	0-49
11/5/2016	Morgantown	L	21-48
9/23/2017	Lawrence	L	34-56
10/6/2018	Morgantown	L	22-38
9/21/2019	Lawrence	L	24-29
10/17/2020	Morgantown	L	17-38
11/27/2021	Lawrence	L	28-34
9/10/2022	Morgantown (OT)	W	55-42

SERIES HISTORY

APPALACHIAN STATE

Series: Kansas leads 1-0
In Lawrence: Kansas leads 1-0
 2005 Lawrence W 36-8

ARIZONA

Series: Kansas leads 3-2-1
In Lawrence: Arizona leads 1-0-1
In Tuscon: Kansas leads 3-1
 1936 Lawrence T 0-0
 1937 Tuscon L 7-9
 1947 Tuscon W 54-28
 1949 Tuscon W 46-0
 1965 Lawrence L 15-23
 1966 Tuscon W 35-13

ARKANSAS

Series: Kansas leads 2-1
In Lawrence: Kansas leads 1-0
In Little Rock: Kansas leads 1-0
in Memphis: Arkansas leads 1-0
 1905 Little Rock W 6-0
 1906 Lawrence W 37-5
 12/28/2022 Memphis (3ot)L 53-55

ARKANSAS STATE

Series: Kansas leads 1-0
In Lawrence: Kansas leads 1-0
 1981 Lawrence W 17-16

ARMY

Series: Army leads 1-0
In West Point: Army leads 1-0
 1922 West Point L 0-13

AUBURN

Series: Auburn leads 2-0
In Auburn: Auburn leads 2-0
 1987 Auburn L 0-49
 1988 Auburn L 7-56

BAKER

Series: Kansas leads 6-3-1
In Lawrence: Kansas leads 5-1-1
in Baldwin: Baker leads 2-1
 1890 Baldwin L 9-22
 1890 Lawrence W 14-12
 1891 Baldwin W 18-4
 1891 Lawrence W 8-0
 1892 Baldwin L 0-18
 1893 Lawrence L 12-14
 1910 Lawrence W 21-0
 1911 Lawrence T 0-0
 1918 Lawrence W 20-6

BALL STATE

Series: Kansas leads 2-0
In Lawrence: Kansas leads 2-0
 1992 Lawrence W 62-10
 1996 Lawrence W 35-10

BOSTON

Series: Kansas leads 2-0
In Lawrence: Kansas leads 1-0
In Boston: Kansas leads 1-0
 1959 Lawrence W 28-7
 1962 Boston W 14-0

BOSTON COLLEGE

Series: Kansas leads 1-0
In Chestnut Hill: Kansas leads 1-0
 9/13/2019 Chestnut Hill W 48-24

BOWLING GREEN

Series: Bowling Green leads 1-0
In Lawrence: Bowling Green leads 1-0
 2002 Lawrence L 16-39

CALIFORNIA

Series: Cal leads 3-2
In Lawrence: Tied 1-1
In Berkeley: Cal leads 2-1
 1961 Berkeley W 53-7
 1962 Lawrence W 33-21
 1965 Berkeley L 0-17
 1988 Berkeley L 21-52
 1992 Lawrence L 23-27

CAL STATE-NORTHRIDGE

Series: Kansas leads 1-0
In Lawrence: Kansas leads 1-0
 1999 Lawrence W 71-14

CENTRAL MICHIGAN

Series: Kansas leads 3-1
In Lawrence: Kansas leads 2-1
In Mount Pleasant: Kansas leads 1-0
 2007 Lawrence W 52-7
 9/20/2014 Lawrence W 24-10
 9/9/2017 Lawrence L 27-45
 9/9/2018 Mt. Pleasant W 31-7

COASTAL CAROLINA

Series: Coastal Carolina leads 3-0
In Lawrence: Coastal Carolina leads 2-0
In Conway: Coastal Carolina leads 1-0
 9/7/2019 Lawrence L 7-12
 9/12/2020 Lawrence L 23-38
 9/10/2021 Conway L 22-49

COLORADO

Series: Colorado leads 42-25-3
In Lawrence: Colorado leads 17-16-3
In Boulder: Colorado leads 24-9
In Denver: Colorado leads 1-0
 1903 Boulder W 12-11
 1904 Lawrence T 6-6
 1905 Denver L 0-15
 1906 Lawrence W 16-0
 1922 Lawrence W 39-6
 1934 Lawrence T 0-0
 1935 Boulder W 12-6
 1948 Lawrence W 40-7
 1949 Boulder L 12-13
 1950 Lawrence W 27-21
 1951 Boulder L 27-35
 1952 Lawrence W 21-12
 1953 Boulder W 27-21
 1954 Lawrence L 0-27
 1955 Boulder L 0-12
 1956 Boulder L 25-26
 1957 Lawrence W 35-34
 1958 Boulder L 0-31
 1959 Boulder L 14-27
 1960 Lawrence W 34-6
 1961 Boulder L 19-20
 1962 Lawrence W 35-8
 1963 Lawrence W 43-14
 1964 Lawrence W 10-7
 1965 Boulder L 14-21
 1966 Lawrence L 18-35
 1967 Boulder L 8-12
 1968 Lawrence W 27-14
 1969 Lawrence L 14-17
 1970 Boulder L 29-45
 1971 Lawrence L 14-35
 1972 Boulder L 8-33
 1973 Lawrence W 17-15
 1974 Boulder L 16-17
 1975 Lawrence L 21-24
 1976 Boulder L 17-40
 1977 Lawrence T 17-17
 1978 Boulder L 7-17
 1979 Lawrence L 17-31
 1980 Boulder W 42-3
 1981 Lawrence W 27-0
 1982 Boulder L 3-28
 1983 Lawrence L 23-34
 1984 Boulder W 28-27
 1985 Lawrence L 3-14

1986 Boulder L 10-17
 1987 Boulder L 10-35
 1988 Lawrence L 9-21
 1989 Boulder L 17-49
 1990 Lawrence L 10-41
 1991 Boulder L 24-30
 1992 Lawrence L 18-25
 1993 Boulder L 14-38
 1994 Lawrence L 26-51
 1995 Boulder W 40-24
 1996 Lawrence L 7-20
 1997 Boulder L 6-42
 1998 Lawrence W 33-17
 1999 Boulder L 17-51
 2000 Lawrence W 23-15
 2001 Boulder L 16-27
 2002 Lawrence L 29-53
 2003 Boulder L 47-50
 2004 Lawrence L 21-30
 2005 Boulder L 13-44
 2006 Lawrence W 20-15
 2007 Boulder W 19-14
 2008 Lawrence W 30-14
 2009 Boulder L 30-34
 2010 Lawrence W 52-45

COLORADO STATE

Series: Kansas leads 4-0
In Lawrence: Kansas leads 3-0
In Fort Collins: Kansas leads 1-0
 1931 Lawrence W 27-6
 1939 Fort Collins W 7-0
 1940 Lawrence W 26-0
 1993 Lawrence W 24-6

CREIGHTON

Series: Kansas leads 3-0
In Lawrence: Kansas leads 1-0
In Omaha: Kansas leads 2-0
 1923 Lawrence W 6-0
 1930 Omaha W 26-0
 1933 Omaha W 14-0

DENVER

Series: Kansas leads 6-2-1
In Denver: Kansas leads 6-2-1
 1932 Denver W 13-12
 1942 Denver L 0-17
 1943 Denver L 6-19
 1944 Denver T 14-14
 1945 Denver W 20-19
 1946 Denver W 21-13
 1947 Denver W 9-0
 1948 Denver W 40-0
 1950 Denver W 46-6

DRAKE

Series: Kansas leads 10-6-1
In Lawrence: Kansas leads 8-2-1
In Des Moines: Drake leads 2-4-1
 1899 Lawrence W 29-5
 1910 Des Moines W 6-0
 1911 Lawrence W 11-3
 1912 Des Moines L 0-6
 1913 Lawrence W 11-0
 1914 Des Moines W 32-7
 1915 Lawrence W 30-7
 1920 Lawrence W 7-3
 1921 Lawrence L 7-15
 1922 Des Moines L 0-6
 1923 Lawrence W 17-0
 1924 Des Moines T 6-6
 1925 Lawrence L 0-7
 1926 Des Moines L 0-13
 1927 Lawrence W 7-6
 1939 Des Moines L 6-12
 1940 Lawrence W 20-6

SERIES HISTORY BY CONFERENCE

AMERICAN	G	W	L	TFIRST/LAST
Florida Atlantic	1	1	0	0 2005/2005
Memphis	2	0	2	0 2015/2016
North Texas	3	3	0	0 1979/1998
Rice	3	1	2	0 1961/2013
SMU	6	2	4	0 1952/2000
Temple	1	0	1	0 1941/1941
Tulane	1	1	0	0 1958/1958
Tulsa	10	5	5	0 1933/2004
UAB	4	4	0	0 1994/2000
South Florida	2	1	1	0 2006/2008
Totals	33	18	15	0 1933/2013

ATLANTIC COAST	G	W	L	TFIRST/LAST
Boston College	1	1	0	0 2019/2019
Duke	4	2	2	0 2009/2022
Florida State	7	2	5	0 1971/1993
Georgia Tech	3	1	2	0 1947/2011
Louisville	3	0	3	0 1980/1990
Miami (Fla.)	4	0	4	0 1957/1990
North Carolina	2	0	2	0 1984/1986
North Carolina St.	2	0	2	0 1973/2003
Pittsburgh	3	0	3	0 1975/1980
Syracuse	8	4	4	0 1959/1980
Virginia	2	0	2	0 1990/1991
Virginia Tech	1	1	0	0 2007/2007
Totals	40	11	29	0 1947/2022

BIG TEN	G	W	L	TFIRST/LAST
Illinois	5	2	3	0 1892/1968
Indiana	2	1	1	0 1967/1968
Iowa	10	7	3	0 1891/1960
Michigan	3	0	3	0 1893/1979
Michigan State	6	1	5	0 1934/1994
Minnesota	7	4	3	0 1893/2008
Nebraska	117	23	91	3 1892/2010
Northwestern	2	0	2	0 2003/2004
Penn State	1	0	1	0 1968/1969
Rutgers	2	1	1	0 2015/2018
Wisconsin	6	2	4	0 1901/1976
Totals	161	41	117	3 1891/2018

BIG 12	G	W	L	TFIRST/LAST
Baylor	22	4	18	0 1971/2022
BYU	1	1	0	0 1992/1992
Cincinnati	2	1	1	0 1995/1997
Houston	4	4	0	0 1994/2022
Iowa State	102	51	45	6 1898/2022
Kansas State	120	65	50	5 1902/2022
Oklahoma	113	27	80	6 1903/2022
Oklahoma State	73	30	40	3 1923/2022
TCU	39	9	26	4 1942/2022
Texas	21	4	17	0 1901/2022
Texas Tech	24	2	22	0 1965/2022
West Virginia	12	2	10	0 1941/2022
Totals	533	200	309	24 1898/2022

CONFERENCE USA	G	W	L	TFIRST/LAST
Florida Internat.	2	2	0	0 2007/2008
Jacksonville State	1	1	0	0 2003/2003
Louisiana Tech	4	3	1	0 1987/2013
New Mexico State	3	2	1	0 1988/2010
Sam Houston St.	1	1	0	0 2006/2008
Southern Miss.	2	1	1	0 2009/2010
UTEP	1	1	0	0 2009/2009
Totals	14	11	4	0 1961/2013

INDEPENDENTS	G	W	L	TFIRST/LAST
Army	1	0	1	0 1922/1922
Notre Dame	6	1	4	1 1904/1999
Totals	7	1	5	1 1904/1999

MID-AMERICAN	G	W	L	TFIRST/LAST
Ball State	2	2	0	0 1992/1996
Bowling Green	1	0	1	0 2002/2002
Central Michigan	4	3	1	0 2007/2018
Kent State	2	1	1	0 1987/1989
Northern Illinois	3	1	2	0 1983/2012
Ohio	3	0	3	0 1963/2017
Toledo	4	3	1	0 1991/2007
Totals	19	10	9	0 1967/2018

MOUNTAIN WEST	G	W	L	TFIRST/LAST
Colorado State	4	4	0	0 1931/1993
Hawaii	1	1	0	0 1985/1985
New Mexico	3	2	1	0 1968/1970
San Diego State	1	0	1	0 1999/1999
UNLV	2	1	1	0 2002/2003
Utah State	1	1	0	0 1986/1986
Wyoming	6	4	1	1 1961/2003
Totals	18	13	4	1 1931/2003

SOUTHEASTERN	G	W	L	TFIRST/LAST
Arkansas	3	2	1	0 1905/2022
Auburn	2	0	2	0 1987/1988
Kentucky	4	3	0	1 1975/1982
Mississippi State	1	0	1	0 1981/1981
Missouri	120	55	56	9 1891/2011
Tennessee	2	0	2	0 1973/1974
Texas A&M	11	2	9	0 1974/2011
Vanderbilt	2	1	1	0 1984/1985
Totals	145	63	72	10 1891/2022

SUN BELT	G	W	L	TFIRST/LAST
Appalachian State	1	0	0	0 2005/2005
Arkansas State	1	1	0	0 1981/1981
Coastal Carolina	3	0	3	0 2019/2021
Louisiana Monroe	1	0	0	0 2006/2006
Totals	6	3	3	0 1981/2021

SERIES HISTORY BY CONFERENCE

PAC-12

G	W	L	TFIRST/LAST
Arizona	6	3	2 1 1936/1966
California	5	2	3 0 1961/1992
Colorado	70	24	43 3 1903/2010
Oregon	2	1	0 1 1980/1981
Oregon State	6	4	2 0 1957/1992
Southern Cal.	1	1	0 0 1983/1983
Stanford	1	0	1 0 1967/1967
UCLA	7	2	5 0 1953/2001
Utah	4	2	2 0 1950/1996
Washington	1	0	1 0 1978/1978
Washington St.	9	7	2 0 1955/1977
Totals	112	46	61 5 1903/2010

ATLANTIC 10

G	W	L	TFIRST/LAST
Villanova	1	0	1 0 1940/1940
Totals	1	0	1 0 1940/1940

BIG SKY

G	W	L	TFIRST/LAST
Montana State	1	1	0 0 1989/1989
Northern Colorado	1	1	0 0 2009/2009
Totals	2	2	0 0 1989/2009

COLONIAL ATHLETIC

G	W	L	TFIRST/LAST
Rhode Island	1	1	0 0 2016/2016
Totals	1	1	0 0 2016/2016

IVY

G	W	L	TFIRST/LAST
Pennsylvania	1	0	1 0 1930/1930
Totals	1	0	1 0 1930/1930

MISSOURI VALLEY

G	W	L	TFIRST/LAST
Illinois State	1	1	0 0 1998/1998
Indiana State	3	3	0 0 1985/2019
Missouri State	2	2	0 0 2001/2002
North Dakota St.	1	0	1 0 2010/2010
South Dakota	3	3	0 0 1900/2021
South Dakota St.	3	2	1 0 1947/2015
Southern Illinois	3	3	0 0 1986/2000
Totals	16	14	2 0 1947/2021

OHIO VALLEY

G	W	L	TFIRST/LAST
Eastern Illinois	1	1	0 0 1985/1985
SE Missouri State	2	2	0 0 2014/2017
Tennessee Tech	1	1	0 0 2022/2022
Totals	4	4	0 0 1985/2022

PIONEER

G	W	L	TFIRST/LAST
Drake	17	10	6 1 1899/1940
Totals	17	10	6 1 1899/1940

SOUTHERN

G	W	L	TFIRST/LAST
Western Carolina	1	1	0 0 1993/1993
Totals	1	1	0 0 1993/1993

SOUTHLAND

G	W	L	TFIRST/LAST
McNeese State	1	1	0 0 2011/2011
Nicholls State	1	0	1 0 2018/2018
Northwestern State	1	1	0 0 2006/2006
SE Louisiana	1	1	0 0 2007/2007
Totals	4	3	1 0 2006/2018

OTHERS

G	W	L	TFIRST/LAST
Abilene (Kan.)	1	1	0 0 1896/1896
Ainsworth Medical	1	1	0 0 1898/1898
Baker	10	6	3 1 1890/1918
Beloit (Kan.)	1	0	0 1 1901/1901
Boston	2	2	0 0 1959/1962
Cal State Northridge	1	1	0 0 1999/1999
Creighton	3	3	0 0 1923/1953
Denver	9	6	2 1 1932/1950
Denver Athletic Club	2	1	0 0 1892/1896
Doane	3	3	0 0 1894/1896
Drury	1	1	0 0 1905/1905
College of Emporia	5	5	0 0 1903/1914
Emporia State	18	16	1 1 1895/1929
Fort Riley (Kan.)	1	0	1 0 1943/1943
George Washington	6	3	3 0 1933/1949
Glasco (Kan.)	1	1	0 0 1897/1897
Grinnell (Kan.)	4	2	2 0 1925/1928
Haskell (Kan.)	11	6	5 0 1896/1931
Iowa Navy Pre-Flight	1	0	1 0 1942/1942
James Milliken	1	1	0 0 1931/1931
Kansas City Medical	4	3	0 0 1896/1902
Kansas City YMCA	2	1	1 0 1890/1891
Kirksville Osteopathy	1	1	0 0 1901/1901
Knox	1	0	1 0 1902/1902
Loyola (Calif.)	1	1	0 0 1951/1951
Marquette	4	0	4 0 1928/1945
Midland	3	3	0 0 1895/1897
Olathe Navy	1	1	0 0 1944/1944
Ottawa	6	4	1 1 1894/1910
Pacific	1	0	0 1 1956/1956
Pittsburg State	1	1	0 0 1919/1919
Saint Louis	3	1	2 0 1906/1932
St. Benedict's	2	2	0 0 1934/1935
St. Mary's (Kan.)	8	8	0 0 1897/1912
Santa Clara	1	1	0 0 1952/1952
Warrensburg	5	5	0 0 1897/1943
Washburn	37	28	5 4 1891/1945
Washington (Mo.)	15	12	0 3 1891/1942
Wichita State	7	5	2 0 1902/1984
William Jewell	6	6	0 0 1905/1914
Totals	195	144	38 13 1890/1999

DUKE

Series: Series tied 2-2
In Lawrence: Kansas leads 2-0
In Durham: Duke leads 2-0

9/19/2009	Lawrence	W	44-16
9/13/2014	Durham	L	3-41
9/25/2021	Durham	L	33-52
9/24/2023	Lawrence	W	35-27

EASTERN ILLINOIS

Series: Kansas lead 1-0
In Lawrence: Kansas leads 1-0

1985	Lawrence	W	44-20
------	----------	---	-------

FLORIDA ATLANTIC

Series: Kansas leads 1-0
In Lawrence: Kansas leads 1-0

2005	Lawrence	W	30-19
------	----------	---	-------

FLORIDA INTERNATIONAL

Series: Kansas leads 2-0
In Lawrence: Kansas leads 2-0

2007	Lawrence	W	55-3
2008	Lawrence	W	40-10

FLORIDA STATE

Series: FSU leads 5-2
In Lawrence: FSU leads 2-1
In Tallahassee: FSU leads 2-1
In East Rutherford: FSU leads 1-0

1971	Tallahassee	L	7-30
1972	Lawrence	L	22-44
1973	Tallahassee	W	28-0
1974	Lawrence	W	40-9
1984	Lawrence	L	16-42
1985	Tallahassee	L	20-24
1993	East Rutherford	L	0-42

GEORGE WASHINGTON

Series: Series tied 3-3
In Lawrence: Series tied 1-1
In Washington D.C.: Series tied 2-2

1933	Washington D.C.	W	13-12
1938	Washington D.C.	L	7-9
1939	Lawrence	L	7-14
1940	Washington D.C.	L	0-7
1948	Washington D.C.	W	12-0
1949	Lawrence	W	21-14

GEORGIA TECH

Series: Georgia Tech leads 2-1
In Lawrence: Kansas leads 1-0
In Atlanta: Georgia Tech leads 1-0
In Miami: Georgia Tech leads 1-0

1947	Miami	L	14-20
2010	Lawrence	W	28-25
2011	Atlanta	L	24-66

GRINNELL

Series: Series tied 2-2
In Lawrence: Series tied 1-1
In Grinnell: Series tied 1-1

1925	Grinnell	L	0-3
1926	Lawrence	L	7-32
1927	Grinnell	W	19-0
1928	Lawrence	W	40-0

HAWAII

Series: Kansas leads 1-0
In Honolulu: Kansas leads 1-0

1985	Honolulu	W	33-27
------	----------	---	-------

ILLINOIS

Series: Illinois leads 3-2
In Lawrence: Kansas leads 1-0
In Champaign: Illinois leads 3-1

1892	Lawrence	W	26-4
1916	Champaign	L	0-30
1917	Champaign	L	0-22
1929	Champaign	L	0-25
1968	Champaign	W	47-7

ILLINOIS STATE

Series: Kansas leads 1-0
In Lawrence: Kansas leads 1-0

1998	Lawrence	W	63-21
------	----------	---	-------

INDIANA

Series: Series tied 1-1
In Lawrence: Kansas leads 1-0
In Bloomington: Indiana leads 1-0

1967	Bloomington	L	15-18
1968	Lawrence	W	38-20

INDIANA STATE

Series: Kansas leads 3-0
In Lawrence: Kansas leads 3-0

1985	Lawrence	W	37-10
1986	Lawrence	W	20-6
8/31/2019	Lawrence	W	24-17

IOWA

Series: Kansas leads 7-3
In Lawrence: Kansas leads 3-0
In Iowa City: Iowa leads 3-1
In Kansas City: Kansas leads 3-0

1891	Kansas City	W	14-12
1892	Kansas City	W	24-4
1893	Kansas City	W	35-24
1894	Iowa City	L	12-22
1895	Lawrence	W	52-0
1896	Iowa City	L	0-6
1897	Lawrence	W	56-0
1908	Iowa City	W	10-5
1909	Lawrence	W	20-7
1960	Iowa City	L	7-21

JACKSONVILLE STATE

Series: Kansas leads 1-0
In Lawrence: Kansas leads 1-0

2003	Lawrence	W	41-6
------	----------	---	------

KENT STATE

Series: Series tied 1-1
In Lawrence: Series tied 1-1

1987	Lawrence	L	17-31
1989	Lawrence	W	28-21

KENTUCKY

Series: Kansas leads 3-0-1
In Lawrence: Kansas leads 2-0
In Lexington: Kansas leads 1-0-1

1975	Lexington	W	14-10
1976	Lawrence	W	37-10
1981	Lawrence	W	21-16
1982	Lexington	T	13-13

LOUISIANA-MONROE

Series: Kansas leads 1-0
In Lawrence: Kansas leads 1-0

2006	Lawrence	W	49-18
------	----------	---	-------

LOUISIANA TECH

Series: Kansas leads 3-1
In Lawrence: Kansas leads 3-1

1987	Lawrence	L	11-16
2005	Lawrence	W	34-14
2008	Lawrence	W	29-0
2013	Lawrence	W	12-10

LOUISVILLE

Series: Louisville leads 3-0
In Lawrence: Louisville leads 2-0
In Louisville: Louisville leads 1-0

1980	Lawrence	L	9-17
1989	Lawrence	L	28-33
1990	Louisville	L	16-28

LOYOLA (CALIF.)

Series: Kansas leads 1-0
In Lawrence: Kansas leads 1-0

1951	Lawrence	W	34-26
------	----------	---	-------

MARQUETTE

Series: Marquette leads 4-0
In Lawrence: Marquette leads 1-0
In Milwaukee: Marquette leads 3-0

1928	Milwaukee	L	0-7
1941	Milwaukee	L	7-33
1942	Lawrence	L	0-14
1945	Milwaukee	L	0-26

MCNEESE STATE

Series: Kansas leads 1-0
In Lawrence: Kansas leads 1-0

2011	Lawrence	W	42-14
------	----------	---	-------

MEMPHIS

Series: Memphis leads 2-0
In Lawrence: Memphis leads 1-0
In Memphis: Memphis leads 1-0

9/12/2015	Lawrence	L	23-55
9/17/2016	Memphis	L	7-43

MIAMI (FLA.)

Series: Miami leads 4-0
In Lawrence: Miami leads 1-0
In Miami: Miami leads 3-0

1957	Miami	L	6-48
1977	Miami	L	7-14
1978	Lawrence	L	6-38
1990	Miami	L	0-34

MICHIGAN

Series: Michigan leads 3-0
In Ann Arbor: Michigan leads 1-0
In Kansas City: Michigan leads 2-0

1893	Kansas City	L
------	-------------	---

1912	Lawrence	W	12-2
1913	Columbia	L	0-3
1914	Lawrence	L	7-10
1915	Columbia	W	8-6
1916	Columbia	L	0-13
1917	Columbia	W	3-27
1919	Lawrence	L	6-13
1920	Columbia	L	7-16
1921	Lawrence	W	15-9
1922	Columbia	L	7-9
1923	Lawrence	T	3-3
1924	Columbia	L	0-14
1925	Lawrence	W	10-7
1926	Columbia	L	0-15
1927	Lawrence	W	7-14
1928	Columbia	L	6-25
1929	Lawrence	L	0-7
1930	Columbia	W	32-0
1931	Lawrence	W	14-0
1932	Columbia	W	7-0
1933	Lawrence	W	27-0
1934	Columbia	W	20-0
1935	Lawrence	T	0-0
1936	Columbia	L	3-19
1937	Lawrence	T	0-0
1938	Columbia	L	7-13
1939	Lawrence	L	0-20
1940	Columbia	L	20-45
1941	Lawrence	L	6-45
1942	Columbia	L	13-42
1943	Lawrence	W	7-6
1944	Kansas City	L	0-28
1945	Kansas City	L	12-33
1946	Columbia	W	20-19
1947	Lawrence	W	20-14
1948	Columbia	L	7-21
1949	Lawrence	L	28-34
1950	Columbia	L	6-20
1951	Lawrence	W	41-28
1952	Columbia	L	19-20
1953	Lawrence	L	6-10
1954	Columbia	L	18-41
1955	Lawrence	W	7-13
1956	Columbia	L	13-15
1957	Lawrence	W	9-7
1958	Columbia	T	13-13
1959	Lawrence	L	9-13
1960	Columbia	W	23-7
1961	Lawrence	L	7-10
1962	Columbia	T	3-3
1963	Lawrence	L	7-9
1964	Columbia	L	14-34
1965	Lawrence	L	20-44
1966	Columbia	L	0-7
1967	Lawrence	W	17-6
1968	Columbia	W	21-19
1969	Lawrence	L	21-69
1970	Columbia	L	17-28
1971	Lawrence	W	7-2
1972	Columbia	W	28-17
1973	Lawrence	W	14-13
1974	Columbia	L	3-27
1975	Lawrence	W	42-24
1976	Columbia	W	41-14
1977	Lawrence	W	24-22
1978	Columbia	L	0-48
1979	Lawrence	L	7-55
1980	Columbia	L	6-30
1981	Lawrence	W	19-11
1982	Columbia	L	10-16
1983	Lawrence	W	37-27
1984	Columbia	W	35-21
1985	Lawrence	W	34-20
1986	Columbia	L	0-48
1987	Columbia	L	7-19
1988	Lawrence	L	17-55
1989	Columbia	W	46-44
1990	Lawrence	L	21-31
1991	Lawrence	W	53-29
1992	Columbia	L	17-22
1993	Lawrence	W	28-0
1994	Lawrence	W	31-14
1995	Lawrence	W	42-23
1996	Columbia	L	25-42
1997	Lawrence	W	15-17
1998	Columbia	L	23-44

1999	Lawrence	W	21-0
2000	Columbia	W	38-17
2001	Lawrence	L	34-38
2002	Columbia	L	12-36
2003	Lawrence	W	34-14
2004	Columbia	W	31-14
2005	Lawrence	W	13-3
2006	Columbia	L	17-42
2007	Kansas City	L	28-36
2008	Kansas City	W	40-37
2009	Kansas City	L	39-41
2010	Kansas City	L	7-35
2011	Kansas City	L	10-24

MISSOURI STATE

Series:	Kansas leads 2-0		
In Lawrence:	Kansas leads 2-0		
2001	Lawrence	W	24-10
2002	Lawrence	W	44-24

MONTANA STATE

Series:	Kansas leads 1-0		
In Lawrence:	Kansas leads 1-0		
1989	Lawrence	W	41-17

NEBRASKA

Series:	Nebraska leads 91-23-3
In Lawrence:	Nebraska leads 47-8-1
In Lincoln:	Nebraska leads 44-15-2

1892	Lincoln	W	12-0
1893	Lincoln	W	18-0
1894	Lincoln	L	6-12
1895	Lincoln	W	8-4
1896	Lawrence	W	18-4
1897	Lincoln	L	5-6
1898	Lawrence	L	6-18
1899	Lincoln	W	36-20
1900	Lawrence	L	0-12
1901	Lincoln	L	5-29
1902	Lincoln	L	0-16
1903	Lawrence	L	0-6
1906	Lincoln	W	8-6
1907	Lawrence	L	6-16
1908	Lincoln	W	20-5
1909	Lincoln	W	6-0
1910	Lawrence	L	0-6
1911	Lawrence	L	0-29
1912	Lincoln	L	3-14
1913	Lawrence	L	0-9
1914	Lincoln	L	0-35
1915	Lawrence	L	0-33
1916	Lincoln	W	7-3
1917	Lawrence	L	3-13
1918	Lincoln	L	0-20
1919	Lincoln	L	7-19
1920	Lawrence	T	20-20
1921	Lincoln	L	0-28
1922	Lawrence	L	0-28
1923	Lincoln	T	0-0
1924	Lawrence	L	7-14
1925	Lincoln	L	0-14
1926	Lawrence	L	3-20
1927	Lincoln	L	13-47
1928	Lawrence	L	0-20
1929	Lincoln	L	6-12
1930	Lawrence	L	0-16
1931	Lincoln	L	0-6
1932	Lawrence	L	6-20
1933	Lincoln	L	0-12
1934	Lawrence	L	0-3
1935	Lincoln	L	13-19
1936	Lawrence	L	0-26
1937	Lincoln	T	13-13
1938	Lawrence	L	7-16
1939	Lincoln	L	0-7
1940	Lawrence	L	2-53
1941	Lincoln	L	0-32
1942	Lawrence	L	7-14
1943	Lincoln	L	6-7
1944	Lawrence	W	20-0
1945	Lincoln	L	
13-27			
1946	Lawrence	L	14-16
1947	Lincoln	W	13-7
1948	Lawrence	W	27-7
1949	Lincoln	W	27-13

1950	Lawrence	L	26-33
1951	Lincoln	W	27-7
1952	Lawrence	L	13-14
1953	Lincoln	L	0-9
1954	Lawrence	L	20-41
1955	Lincoln	L	14-19
1956	Lawrence	L	20-26
1957	Lincoln	W	14-12
1958	Lawrence	W	29-7
1959	Lincoln	W	10-3
1960	Lawrence	W	31-0
1961	Lincoln	W	28-6
1962	Lawrence	L	16-40
1963	Lincoln	L	9-23
1964	Lawrence	L	7-14
1965	Lincoln	L	6-42
1966	Lawrence	L	13-24
1967	Lawrence	W	10-0
1968	Lincoln	W	23-13
1969	Lincoln	L	17-21
1970	Lawrence	L	20-41
1971	Lincoln	L	0-55
1972	Lawrence	L	0-56
1973	Lincoln	L	9-10
1974	Lawrence	L	0-56
1975	Lincoln	L	0-16
1976	Lawrence	L	3-31
1977	Lincoln	L	7-52
1978	Lawrence	L	21-63
1979	Lincoln	L	0-42
1980	Lawrence	L	0-54
1981	Lincoln	L	15-31
1982	Lawrence	L	0-52
1983	Lincoln	L	13-67
1984	Lawrence	L	7-41
1985	Lincoln	L	6-56
1986	Lawrence	L	0-70
1987	Lincoln	L	2-54
1988	Lawrence	L	10-63
1989	Lincoln	L	14-51
1990	Lawrence	L	9-41
1991	Lawrence	L	23-59
1992	Lincoln	L	7-49
1993	Lawrence	L	20-21
1994	Lincoln	L	17-45
1995	Lawrence	L	3-41
1996	Lincoln	L	7-63
1997	Lawrence	L	0-35
1998	Lincoln	L	0-41
1999	Lawrence	L	17-24
2000	Lincoln	L	17-56
2001	Lawrence	L	7-51
2002	Lincoln	L	7-45
2003	Lawrence	L	3-24
2004	Lincoln	L	8-14
2005	Lawrence	W	40-15
2006	Lincoln	L	32-39
2007	Lawrence	W	76-39
2008	Lincoln	L	35-45
2009	Lawrence	L	17-31
2010	Lincoln	L	3-20

NEW MEXICO

Series:	Kansas leads 2-1		
In Lawrence:	Kansas leads 2-0		
In Albuquerque:	New Mexico leads 1-0		
1968	Lawrence	W	68-7
1969	Albuquerque	L	7-16
1970	Lawrence	W	49-23

NEW MEXICO STATE

Series:	Kansas leads 2-1		
In Lawrence:	Kansas leads 2-1		
1988	Lawrence	L	29-42
1991	Lawrence	W	54-14
2010	Lawrence	W	42-16

NICHOLLS

Series:	Nicholls leads 1-0		
In Lawrence:	Nicholls leads 1-0		
9/1/2018	Lawrence	L	23-26

NORTH CAROLINA

Series:	North Carolina leads 2-0		
In Lawrence:	North Carolina leads 1-0		
In Chapel Hill:	North Carolina leads 1-0		
1984	Chapel Hill	L	17-23
1986	Lawrence	L	0-20

NORTH DAKOTA STATE

Series:	NDSU leads 1-0		
In Lawrence:	NDSU leads 1-0		
2010	Lawrence	L	3-6

NORTH CAROLINA STATE

Series:	NC State leads 2-0		
In Memphis:	NC State leads 1-0		
In Orlando:	NC State leads 1-0		
1973	Memphis	L	18-31
2003	Orlando	L	26-56

NORTHERN COLORADO

Series:	Kansas leads 1-0		
In Lawrence:	Kansas leads 1-0		
2009	Lawrence	W	49-3

NORTHERN ILLINOIS

Series:	Northern Illinois leads 2-1		
In Lawrence:	Series tied 1-1		
In DeKalb:	Northern Illinois leads 1-0		
1983	Lawrence	L	34-37
2011	Lawrence	W	45-42
2012	DeKalb	L	23-30

NORTH TEXAS

Series:	Kansas leads 3-0		
In Lawrence:	Kansas leads 2-0		
In Irving:	Kansas leads 1-0		
1979	Lawrence	W	37-18
1995	Irving	W	27-10
1998	Lawrence	W	23-14

NORTHWESTERN

Series:	Northwestern leads 2-0		
In Lawrence:	Northwestern leads 1-0		
In Evanston:	Northwestern leads 1-0		
2003	Lawrence	L	20-28
2004	Evanston	L	17-20

NORTHWESTERN STATE

Series:	Kansas leads 1-0		
In Lawrence:	Kansas leads 1-0		
2006	Lawrence	W	49-18

NOTRE DAME

Series:	Notre Dame leads 4-1-1		
In Lawrence:	Series tied 1-1		
In South Bend:	Notre Dame leads 3-0-1		
1904	Lawrence	W	24-5
1932	Lawrence	L	6-24
1933	South Bend	T	0-0
1935	South Bend	L	7-28
1938	South Bend	L	0-52
1999	South Bend	L	13-48

OHIO

Series:	Ohio leads 3-0		
In Lawrence:	Ohio leads 2-0		
In Athens:	Ohio leads 1-0		
1967	Lawrence	L	15-30
9/10/2016	Lawrence	L	21-37
9/16/2017	Athens	L	30-42

OREGON

Series:	Kansas leads 1-0-1		
In Lawrence:	Kansas leads 1-0		
In Eugene:	Series tied 0-0-1		
1980	Eugene	T	7-7
1981	Lawrence	W	19-10

OREGON STATE

Series: Kansas leads 4-2
In Lawrence: Kansas leads 2-1
In Corvallis: Kansas leads 2-1
 1957 Lawrence L 6-34
 1958 Corvallis L 0-12
 1975 Lawrence W 20-0
 1976 Corvallis W 28-16
 1990 Lawrence W 38-12
 1992 Corvallis W 49-20

PACIFIC

Series: Series tied 0-0-1
In Lawrence: Series tied 0-0-1
 1956 Lawrence T 27-27

PENNSYLVANIA

Series: Penn leads 1-0
In Philadelphia: Penn leads 1-0
 1930 Philadelphia L 6-21

PENN STATE

Series: Penn State leads 1-0
In Miami: Penn State leads 1-0
 1969 Miami L 14-15

PITTSBURGH

Series: Pittsburgh leads 3-0
In Lawrence: Pittsburgh leads 1-0
In Pittsburgh: Pittsburgh leads 1-0
In El Paso: Pittsburgh leads 1-0
 1975 El Paso L 19-33
 1979 Pittsburgh L 0-24
 1980 Lawrence L 3-18

RHODE ISLAND

Series: Kansas leads 1-0
In Lawrence: Kansas leads 1-0
 9/3/2016 Lawrence W 55-6

RICE

Series: Rice leads 2-1
In Lawrence: Rice leads 1-0
In Houston: Series tied 1-1
 1961 Houston W 33-7
 2012 Lawrence L 24-25
 2013 Houston L 14-23

RUTGERS

Series: Series tied 1-1
In Lawrence: Kansas leads 1-0
In New Brunswick: Rutgers leads 1-0
 9/26/2015 New Brunswick L 14-27
 9/16/2018 Lawrence W 55-14

SAINT LOUIS

Series: Saint Louis leads 1-2
In Saint Louis: Saint Louis leads 1-2
 1906 Saint Louis L 2-34
 1907 Saint Louis L 0-17
 1932 Saint Louis W 6-0

SAM HOUSTON STATE

Series: Kansas leads 1-0
In Lawrence: Kansas leads 1-0
 2008 Lawrence W 38-14

SAN DIEGO STATE

Series: San Diego St. leads 1-0
In Lawrence: San Diego St. leads 1-0
 1999 Lawrence L 13-41

SANTA CLARA

Series: Kansas leads 1-0
In Lawrence: Kansas leads 1-0
 1952 Lawrence W 21-9

SOUTH DAKOTA

Series: Kansas leads 3-0
In Lawrence: Kansas leads 2-0
In Vermillion: Kansas leads 1-0
 10/27/1900 Vermillion W 42-0
 9/7/2013 Lawrence W 31-14
 9/2/2021 Lawrence W 17-14

SOUTH DAKOTA STATE

Series: Series tied 1-1
In Lawrence: Series tied 1-1
 2012 Lawrence W 31-17
 9/5/2015 Lawrence L 38-41

SOUTHEASTERN LOUISIANA

Series: Kansas leads 1-0
In Lawrence: Kansas leads 1-0
 2007 Lawrence W 62-0

SOUTHEAST MISSOURI

Series: Kansas leads 2-0
In Lawrence: Kansas leads 2-0
 9/6/2014 Lawrence W 34-28
 9/2/2017 Lawrence W 38-16

SOUTHERN ILLINOIS

Series: Kansas leads 3-0
In Lawrence: Kansas leads 3-0
 1986 Lawrence W 35-23
 1987 Lawrence W 16-15
 2000 Lawrence W 42-0

SOUTHERN MISS

Series: Series tied 1-1
In Lawrence: Kansas leads 1-0
In Hattiesburg: Southern Miss leads 1-0
 2009 Lawrence W 35-28
 2010 Hattiesburg L 16-31

SMU

Series: SMU leads 2-4
In Lawrence: SMU leads 2-1
In Dallas: SMU leads 2-1
 10/25/1952 Dallas W 26-0
 10/24/1953 Lawrence L 6-14
 10/23/1954 Dallas L 18-36
 10/22/1955 Lawrence L 14-33
 10/2/1999 Lawrence W 27-9
 9/2/2000 Dallas L 17-31

SOUTH FLORIDA

Series: Series tied 1-1
In Lawrence: Kansas leads 1-0
In Tampa: South Florida leads 1-0
 9/23/2006 Lawrence W 13-7
 9/12/2008 South Florida L 34-37

STANFORD

Series: Stanford leads 1-0
In Palo Alto: Stanford leads 1-0
 1967 Palo Alto L 20-21

SYRACUSE

Series: Series tied 4-4
In Lawrence: Series tied 2-2
In Syracuse: Series tied 2-2
 1959 Syracuse L 21-35
 1960 Lawrence L 7-14
 1963 Lawrence W 10-0
 1964 Syracuse L 6-38
 1969 Lawrence W 13-0
 1970 Syracuse W 31-14
 1979 Lawrence L 27-45
 1980 Syracuse W 23-8

TEMPLE

Series: Temple leads 1-0
In Philadelphia: Temple leads 1-0
 9/26/1941 Philadelphia L 9-31

TENNESSEE

Series: Tennessee leads 2-0
In Knoxville: Tennessee leads 2-0
 1973 Knoxville L 27-28
 1974 Knoxville L 3-17

TENNESSEE TECH

Series: Kansas leads 1-0
In Lawrence: Kansas leads 1-0
 9/2/22 Lawrence W 56-10

TEXAS A&M

Series: Texas A&M leads 9-2
In Lawrence: Texas A&M leads 4-1
In College Station: Texas A&M leads 5-1
 1974 Lawrence W 28-10
 1977 College Station L 14-28
 1978 College Station L 10-37
 1998 Lawrence L 21-24
 1999 College Station L 17-34
 2002 Lawrence L 22-47
 2003 College Station L 33-45
 2006 Lawrence L 18-21
 2007 College Station W 19-11
 2010 Lawrence L 10-45
 2011 College Station L 7-61

TOLEDO

Series: Kansas leads 3-1
In Lawrence: Kansas leads 2-0
In Toledo: Series tied 1-1
 1991 Toledo W 30-7
 2004 Lawrence W 63-14
 2006 Toledo L 31-37
 2007 Lawrence W 45-13

TULANE

Series: Kansas leads 1-0
In Lawrence: Kansas leads 1-0
 10/25/1958 Lawrence W 14-9

TULSA

Series: Tied 5-5
In Lawrence: Kansas leads 2-1
In Tulsa: Tulsa leads 4-3
 10/21/1933 Tulsa L 0-7
 10/6/1934 Tulsa L 0-7
 10/7/1944 Tulsa L 0-27
 10/26/1946 Tulsa L 0-56
 9/5/1981 Tulsa W 15-11
 10/2/1982 Lawrence L 15-20
 9/14/1991 Lawrence W 23-17
 9/19/1992 Tulsa W 40-17
 9/28/2002 Tulsa W 43-33
 9/4/2004 Lawrence W 21-3

UAB

Series: Kansas leads 4-0
In Lawrence: Kansas leads 3-0
In Birmingham: Kansas leads 1-0
 1994 Lawrence W 72-0
 1997 Lawrence W 24-0
 1998 Birmingham W 39-37
 2000 Lawrence W 23-20

UCLA

Series: UCLA leads 5-2
In Lawrence: UCLA leads 2-1
In Los Angeles: UCLA leads 3-0
In Honolulu: Kansas leads 1-0
 1953 Los Angeles L 7-19
 1954 Lawrence L 7-32
 1956 Los Angeles L 0-13
 1977 Los Angeles L 7-17
 1978 Lawrence W 28-24
 1995 Honolulu W 51-30
 2001 Lawrence L 17-41

UNLV

Series: Series tied 1-1
In Lawrence: Kansas leads 1-0
In Las Vegas: UNLV leads 1-0
 2002 Las Vegas L 20-31
 2003 Lawrence W 46-24

USC

Series: Kansas leads 1-0
In Los Angeles: Kansas leads 1-0
 1983 Los Angeles W 26-20

UTAH

Series: Series tied 2-2
In Lawrence: Series tied 1-1
In Salt Lake City: Series tied 1-1
 1950 Salt Lake City W 39-26
 1951 Lawrence W 26-7
 1993 Lawrence L 16-41
 1996 Salt Lake City L 42-45

UTAH STATE

Series: Kansas leads 1-0
In Lawrence: Kansas leads 1-0
 1986 Lawrence W 16-13

UTEP

Series: Kansas leads 1-0
In El Paso: Kansas leads 1-0
 2009 El Paso W 34-7

VANDERBILT

Series: Series tied 1-1
In Lawrence: Kansas leads 1-0
In Nashville: Vanderbilt leads 1-0
 1984 Nashville L 6-41
 1985 Lawrence W 42-16

VILLANOVA

Series: Villanova leads 1-0
In Philadelphia: Villanova leads 1-0
 1940 Philadelphia L 7-33

VIRGINIA

Series: Virginia leads 2-0
In Lawrence: Virginia leads 1-0
In Charlottesville: Virginia leads 1-0
 1990 Lawrence L 10-50
 1991 Charlottesville L 19-31

VIRGINIA TECH

Series: Kansas leads 1-0
In Miami: Kansas leads 1-0
 2007 Miami W 24-21

WASHBURN

Series: Kansas leads 28-5-4
In Lawrence: Kansas leads 19-2
In Topeka: Kansas leads 9-3-4
 1891 Topeka W 32-10
 1891 Lawrence W 38-10
 1892 Lawrence W 36-0
 1899 Lawrence W 35-0
 1899 Lawrence W 23-0
 1900 Lawrence L 0-29
 1900 Lawrence L 0-24
 1901 Topeka T 0-0
 1902 Lawrence W 34-0
 1903 Topeka L 0-5
 1904 Topeka W 5-0
 1905 Lawrence W 18-11
 1906 Topeka T 0-0
 1907 Topeka L 5-12
 1908 Lawrence W 23-0
 1909 Topeka W 17-0
 1910 Lawrence W 21-6
 1911 Topeka W 14-6
 1912 Topeka L 0-10
 1913 Lawrence W 14-0
 1914 Topeka W 20-14
 1915 Lawrence W 41-0
 1916 Topeka W 27-0
 1917 Lawrence W 34-2
 1919 Topeka T 0-0
 1920 Lawrence W 6-0
 1921 Topeka W 28-7
 1922 Lawrence W 32-3
 1926 Lawrence W 14-6
 1931 Topeka W 6-0
 1936 Lawrence W 19-6
 1937 Topeka W 25-2
 1938 Lawrence W 58-14
 1943 Topeka T 0-0
 1943 Lawrence W 13-0
 1944 Lawrence W 47-0
 1945 Lawrence W 34-0

WASHINGTON

Series: Washington leads 1-0
In Seattle: Washington leads 1-0
 1978 Seattle L 2-31

WASHINGTON (MO.)

Series: Kansas leads 12-0-3
In Lawrence: Kansas leads 8-0-1
In Saint Louis: Kansas leads 4-0-1
In Kansas City: Series tied 0-0-1

1891	Kansas City	T	6-6
1904	Saint Louis	W	12-0
1905	Lawrence	W	21-0
1908	Lawrence	W	10-0
1909	Lawrence	W	23-0
1913	Lawrence	W	55-7
1923	Lawrence	W	83-0
1924	Saint Louis	W	48-0
1927	Lawrence	T	21-21
1928	Saint Louis	T	7-7
1929	Lawrence	W	13-0
1931	Saint Louis	W	28-0
1934	Saint Louis	W	13-0
1941	Lawrence	W	20-6
1942	Lawrence	W	19-7

WASHINGTON STATE

Series: Kansas leads 7-2
In Lawrence: Kansas leads 6-2
In Pullman: Kansas leads 1-0

1955	Lawrence	W	13-0
1970	Lawrence	W	48-31
1971	Lawrence	W	34-0
1972	Lawrence	L	17-18
1973	Lawrence	W	29-8
1974	Pullman	W	14-7
1975	Lawrence	L	14-18
1976	Lawrence	W	35-16
1977	Lawrence	W	14-12

WESTERN CAROLINA

Series: Kansas leads 1-0
In Lawrence: Kansas leads 1-0
 1993 Lawrence W 46-3

WICHITA STATE

Series: Kansas leads 5-2
In Lawrence: Kansas leads 4-1
In Wichita: Series tied 1-1

1902	Lawrence	W	6-0
1937	Wichita	L	7-18
1945	Wichita	W	13-0
1946	Lawrence	W	14-7
1982	Lawrence	L	10-13
1983	Lawrence	W	57-6
1984	Lawrence	W	31-7

WISCONSIN

Series: Wisconsin leads 4-2
In Lawrence: Series tied 1-1
In Madison: Wisconsin leads 3-1

1901	Madison	L	0-50
1902	Madison	L	0-38
1926	Madison	L	0-13
1927	Lawrence	L	6-26
1975	Madison	W	41-7
1976	Lawrence	W	34-24

WYOMING

Series: Kansas leads 4-1-1
In Lawrence: Kansas leads 2-1-1
In Laramie: Kansas leads 2-0

1961	Lawrence	T	6-6
1963	Laramie	W	25-21
1964	Lawrence	L	14-17
1972	Lawrence	W	52-14
2001	Lawrence	W	27-14
2003	Laramie	W	42-35

KANSAS IN CONFERENCE OPENERS

Overall: 43-68-4
Home: 23-33-1
Away: 20-35-3

Big 12 Conference (1996-Pres.): 7-20
Big Eight (1960-95): 13-22-1
Big Seven (1948-59): 6-6
Big Six (1929-47): 5-13-1
Missouri Valley (1907-28): 12-7-2

1907	a	Oklahoma	W	15-0
1908	h	Kansas State	L	6-12
1909	h	Oklahoma	W	11-0
1910	a	Drake	W	6-0
1911	a	Kansas State	W	6-0
1912	a	Drake	L	0-6
1913	h	Washington (Mo.)	W	55-7
1914	a	Drake	W	32-7
1915	h	Drake	W	30-7
1916	a	Iowa State	L	0-13
1917	h	Iowa State	W	7-0
1918		No conference schedule		
1919	a	Iowa State	T	0-0
1920	h	Iowa State	W	7-0
1921	h	Drake	L	7-15
1922	a	Drake	L	0-6
1923	a	Nebraska	T	0-0
1924	h	Iowa State	L	10-13
1925	h	Oklahoma State	W	13-3
1926	h	Kansas State	L	0-27
1927	a	Grinnell	W	19-0
1928	h	Grinnell	W	14-0
1929	h	Kansas State	L	0-6
1930	a	Kansas State	W	14-0
1931	h	Kansas State	L	0-13
1932	h	Oklahoma	L	6-21
1933	h	Kansas State	L	0-6
1934	a	Kansas State	L	0-13
1935	h	Kansas State	W	9-2
1936	a	Iowa State	L	7-21
1937	h	Iowa State	W	14-6
1938	h	Oklahoma	L	0-19
1939	h	Iowa State	L	14-0
1940	a	Iowa State	L	0-7
1941	a	Nebraska	L	0-32
1942	h	Oklahoma	L	0-25
1943	h	Iowa State	L	6-13
1944	a	Iowa State	L	0-25
1945	h	Iowa State	T	13-13
1946	a	Iowa State	W	24-8
1947	h	Iowa State	W	27-7
1948	h	Colorado	W	40-7
1949	a	Colorado	L	12-13
1950	h	Colorado	W	27-21
1951	a	Colorado	L	27-35
1952	h	Colorado	W	21-12
1953	h	Iowa State	W	23-0
1954	h	Colorado	L	0-27
1955	a	Colorado	L	0-12
1956	h	Colorado	L	25-26
1957	a	Colorado	W	35-34
1958	h	Colorado	L	0-31
1959	a	Nebraska	W	10-3
1960	a	Kansas State	W	41-0
1961	a	Colorado	W	20-19
1962	h	Colorado	W	35-8
1963	h	Iowa State	L	14-17
1964	a	Iowa State	W	42-6
1965	h	Iowa State	L	7-21
1966	a	Iowa State	L	7-24
1967	h	Nebraska	W	10-0
1968	a	Nebraska	W	23-13
1969	h	Kansas State	L	22-26
1970	a	Kansas State	W	21-15
1971	h	Kansas State	W	39-13
1972	a	Kansas State	L	19-20
1973	h	Kansas State	W	25-18
1974	a	Kansas State	W	20-13
1975	a	Nebraska	L	0-16
1976	a	Oklahoma State	L	14-21
1977	a	Oklahoma	L	9-24
1978	a	Colorado	L	7-17
1979	a	Nebraska	L	0-42
1980	h	Nebraska	L	0-54

1981	h	Oklahoma State	L	7-20
1982	a	Oklahoma State	T	24-24
1983	a	Iowa State	L	35-28
1984	h	Iowa State	W	33-14
1985	a	Iowa State	L	21-22
1986	h	Iowa State	L	10-13
1987	a	Nebraska	L	2-54
1988	h	Nebraska	L	10-63
1989	h	Oklahoma	L	6-45
1990	a	Oklahoma	L	17-31
1991	a	Kansas State	L	12-16
1992	h	Kansas State	W	31-7
1993	a	Kansas State	L	9-10
1994	h	Kansas State	L	13-21
1995	a	Colorado	W	40-24
1996	a	Oklahoma	W	53-24
1997	h	Missouri	W	15-7
1998	h	Oklahoma State	L	29-38
1999	a	Colorado	L	17-51
2000	a	Oklahoma	L	16-34
2001	a	Colorado	L	16-27
2002	a	Iowa State	L	3-45
2003	h	Missouri	W	35-14
2004	h	Texas Tech	L	30-31
2005	a	Texas Tech	L	17-30
2006	a	Nebraska	L	32-39
2007	a	Kansas State	W	30-24
2008	a	Iowa State	W	35-33
2009	h	Iowa State	W	41-36
2010	a	Baylor	L	7-55
2011	h	Texas Tech	L	34-45
2012	h	TCU	L	6-20
2013	h	Texas Tech	L	16-54
2014	h	Texas	L	0-23
2015	a	Iowa State	L	13-38
2016	a	Texas Tech	L	19-55
2017	h	West Virginia	L	34-56
2018	a	Baylor	L	7-26
2019	h	West Virginia	L	24-29
2020	a	Baylor	L	47-14
2021	h	Baylor	L	7-45
2022	a	West Virginia	W	55-42

VS. OPPONENTS

Baylor	0-4
Colorado	7-9
Drake	3-3
Grinnell	2-0
Iowa State	10-15-2
Kansas State	10-11
Missouri	2-0
Nebraska	3-7-1
Oklahoma	3-7
Oklahoma State	1-3-1
TCU	0-1
Texas	0-1
Texas Tech	0-5
Washington (Mo.)	1-0
West Virginia	1-2

KANSAS IN SEASON OPENERS

Overall: 72-54-7
Home: 55-26-2
Away: 15-26-3
Neutral: 2-2-2

1890	a	Baker	L	9-22
1891	n	Missouri	W	22-8
1892	a	Denver AC	W	20-6
1893	a	Minnesota	L	6-12
1894	h	Doane	W	22-12
1895	a	Midland	W	28-0
1896	h	Haskell	W	32-0
1897	a	KC Medical	W	22-8
1898	h	Haskell	W	32-0
1899	h	Haskell	W	12-0
1900	a	Ottawa	W	6-0
1901	h	Ottawa	L	5-16
1902	h	Fairmont	W	6-0
1903	h	Emporia	W	32-0
1904	h	Emporia	W	6-0
1905	h	William Jewel	W	31-0
1906	h	William Jewel	W	18-0
1907	h	William Jewel	W	38-0

1908	h	Emporia	W	11-0
1909	h	Emporia	W	55-0
1910	h	Ottawa	W	11-0
1911	h	Baker	T	0-0
1912	h	St. Mary's	W	62-0
1913	h	William Jewel	W	7-0
1914	h	William Jewel	W	48-2
1915	h	William Jewel	W	20-0
1916	h	Emporia	W	13-0
1917	a	Illinois	L	0-22
1918	h	Oklahoma	L	0-33
1919	h	Pittsburg State	W	42-0
1920	h	Emporia	W	47-0
1921	a	Washburn	W	28-7
1922	a	Army	L	0-13
1923	h	Creighton	W	6-0
1924	h	Oklahoma State	L	0-3
1925	h	Oklahoma State	W	13-0
1926	h	Washburn	W	14-6
1927	a	Grinnell	L	0-19
1928	h	Grinnell	W	14-0
1929	a	Illinois	L	0-25
1930	a	Creighton	L	0-26
1931	h	Colorado State	W	26-6
1932	a	Denver	W	13-12
1933	h	Warrensburg	W	34-0
1934	h	Colorado	T	0-0
1935	a	Notre Dame	W	7-28
1936	h	Washburn	W	19-6
1937	a	Washburn	W	25-2
1938	h	Texas	W	13-12
1939	a	Drake	L	6-12
1940	a	Iowa State	L	0-7
1941	a	Temple	L	9-31
1942	h	Navy Pre-Flight	L	0-61
1943	a	Washburn	T	0-0
1944	n	Washburn	W	47-0
1945	n	TCU	L	0-18
1946	n	TCU	T	0-0
1947	n	TCU	T	0-0
1948	h	TCU	L	13-14
1949	h	TCU	L	7-28
1950	h	TCU	L	7-14
1951	a	TCU	W	27-13
1952	h	TCU	W	13-0
1953	a	TCU	L	0-13
1954	h	TCU	L	6-27
1955	a	TCU	L	14-47
1956	h	TCU	L	0-32
1957	a	TCU	T	13-13
1958	h	TCU	L	0-42
1959	a	TCU	L	7-14
1960	h	TCU	W	21-7
1961	a	TCU	L	16-17
1962	h	TCU	L	3-6
1963	a	TCU	L	6-10
1964	h	TCU	W	7-3
1965	a	Texas Tech	L	7-26
1966	h	Texas Tech	L	7-23
1967	a	Stanford	L	20-21
1968	a	Illinois	W	47-7
1969	a	Texas Tech	L	22-38
1970	h	Washington State	W	48-31
1971	h	Washington State	W	39-0
1972	h	Washington State	L	17-18
1973	h	Washington State	W	29-8
1974	a	Washington State	L	7-14
1975	h	Washington State	L	14-18
1976	a	Oregon State	W	28-16
1977	a	Texas A&M	L	14-28
1978	h	Texas A&M	L	10-37
1979	a	Pittsburgh	L	0-24
1980	a	Oregon	T	7-7
1981	a	Tulsa	W	15-11
1982	h	Wichita State	L	10-13
1983	h	Northern Illinois	L	34-37
1984	h	Wichita State	W	31-7
1985	a	Hawaii	W	33-27
1986	h	North Carolina	L	0-20
1987	a	Auburn	L	0-49
1988	h	B		



1993	n	Florida State	L	0-42
1994	a	Houston	W	35-13
1995	h	Cincinnati	W	23-18
1996	h	Ball State	W	35-10
1997	h	UAB	W	24-0
1998	h	Oklahoma State	L	28-32
1999	a	Notre Dame	L	13-48
2000	a	SMU	L	31-17
2001	h	Missouri State	W	24-10
2002	a	Iowa State	L	3-45
2003	h	Northwestern	L	20-28
2004	h	Tulsa	W	21-3
2005	h	Florida Atlantic	W	30-19
2006	h	Northwestern St.	W	49-18
2007	h	Central Michigan	W	52-7
2008	h	Florida International	W	40-10
2009	h	Northern Colorado	W	49-3
2010	h	North Dakota St.	L	3-6
2011	h	McNeese State	W	42-24
2012	h	South Dakota St.	W	31-17
2013	h	South Dakota	W	31-14
2014	h	SE Missouri State	W	34-28
2015	h	South Dakota St.	L	38-41
2016	h	Rhode Island	W	55-6
2017	h	SE Missouri State	W	38-16
2018	h	Nicholls	L	23-26
2019	h	Indiana State	W	24-17
2020	h	Coastal Carolina	L	38-23
2021	h	South Dakota	W	17-14
2022	h	Tennessee Tech	W	56-10

VS. OPPONENTS

Baylor	1-0
Colorado	4-5-1
Iowa State	9-6
Kansas State	9-0
Missouri	13-10-3
Nebraska	4-20-1
Oklahoma	2-4
Oklahoma State	1-7
SMU	1-0
Texas	0-1
Texas A&M	0-2
Texas Tech	1-5

KANSAS ON HOMECOMING

Overall: 45-60-5

1912	Missouri	W	12-3
1913	Nebraska	L	0-9
1914	Missouri	L	7-10
1915	Nebraska	L	0-33
1916	Missouri	L	0-13
1917	Nebraska	L	3-13
1918	No game		
1919	Missouri	L	6-13
1920	Nebraska	T	20-20
1921	Missouri	W	15-9
1922	Nebraska	L	0-28
1923	Missouri	T	3-3
1924	Nebraska	L	7-14
1925	Missouri	W	10-7
1926	Nebraska	L	3-20
1927	Missouri	W	14-7
1928	Nebraska	L	0-20
1929	Missouri	L	0-7
1930	Nebraska	L	0-16
1931	Missouri	W	14-0
1932	Nebraska	L	6-20
1933	Missouri	W	27-0
1934	Nebraska	L	0-3
1935	Missouri	T	0-0
1936	Nebraska	L	0-26
1937	Missouri	T	0-0
1938	Nebraska	L	7-16
1939	Missouri	L	0-20
1940	Oklahoma	L	0-13
1941	Missouri	L	6-45
1942	Nebraska	L	7-14
1943	Missouri	W	7-6
1944	Nebraska	W	20-0
1945	Kansas State	W	27-0
1946	Nebraska	L	14-16
1947	Missouri	W	20-14
1948	Nebraska	W	27-7
1949	Missouri	L	28-34
1950	Nebraska	L	26-33
1951	Missouri	W	41-28
1952	Nebraska	L	13-14
1953	Missouri	L	6-10
1954	Missouri	L	18-41
1955	Missouri	W	137
1956	Nebraska	L	20-26
1957	Missouri	W	9-7
1958	Nebraska	W	29-7
1959	Missouri	L	9-13
1960	Colorado	W	34-6
1961	Kansas State	W	34-0
1962	Nebraska	L	16-40

1963	Kansas State	W	34-0
1964	Nebraska	L	7-14
1965	Kansas State	W	34-0
1966	Nebraska	L	13-24
1967	Kansas State	W	17-16
1968	Colorado	W	27-14
1969	Colorado	L	14-17
1970	Iowa State	W	24-10
1971	Kansas State	W	39-13
1972	Iowa State	L	8-34
1973	Kansas State	W	25-18
1974	Iowa State	L	6-22
1975	Oklahoma State	L	19-35
1976	Oklahoma	L	10-28
1977	Colorado	T	17-17
1978	Iowa State	L	7-13
1979	Oklahoma State	L	17-30
1980	Iowa State	W	28-17
1981	Oklahoma State	L	7-20
1982	Iowa State	W	24-17
1983	Missouri	W	37-27
1984	Oklahoma	W	28-11
1985	Colorado	L	3-14
1986	Iowa State	L	10-13
1987	Iowa State	L	28-42
1988	Colorado	L	9-21
1989	Iowa State	L	20-24
1990	Kansas State	W	27-24
1991	Iowa State	W	41-0
1992	Oklahoma	W	27-10
1993	Iowa State	W	35-20
1994	Oklahoma State	W	24-14
1995	Iowa State	W	34-7
1996	Colorado	L	7-20
1997	Iowa State	W	34-24
1998	Colorado	W	33-17
1999	SMU	W	27-9
2000	Colorado	W	23-15
2001	Oklahoma	L	10-38
2002	Colorado	L	29-53
2003	Baylor	W	28-21
2004	Kansas State	W	31-28
2005	Missouri	W	13-3
2006	Texas A&M	L	18-21
2007	Nebraska	W	76-39
2008	Texas Tech	L	21-63
2009	Iowa State	W	41-36
2010	Texas A&M	L	10-45
2011	Texas Tech	L	34-45
2012	Texas	L	17-21
2013	Texas Tech	L	16-54
2014	Oklahoma State	L	20-27
2015	Oklahoma	L	7-62
2016	Oklahoma State	L	20-44

2017	Texas Tech	L	19-65
2018	Oklahoma State	L	28-48
2019	Texas Tech	W	37-34
2020	Oklahoma State	L	7-47
2021	Texas Tech	L	14-41
2022	Iowa State	W	14-11

NOTE: 1918 Homecoming game cancelled after the season was shortened due to a campus-wide influenza outbreak

2023-24 BOWL SCHEDULE

DATE	BOWL	TEAMS	LOCATION	TIME [CT]	TV	
Saturday, Dec. 16	Hometown Lenders Bahamas Bowl	C-USA vs. MAC	Nassau, Bahamas	10:00 a.m.	ESPN	
	Cricket Celebration Bowl	MEAC vs. SWAC	Atlanta, Ga.	11:00 p.m.	ABC	
	R+L Carriers New Orleans Bowl	Sun Belt vs. C-USA	New Orleans, La.	1:15 p.m.	ESPN	
	Cure Bowl	AAC/C-USA/MAC/MW/Sun Belt	Orlando, Fla.	2:30 p.m.	ABC	
	New Mexico Bowl	C-USA vs. Mountain West	Albuquerque, NM.	4:45 p.m.	ESPN	
	Jimmy Kimmel LA Bowl	Pac-12 vs. Mountain West	Inglewood, Calif.	6:30 p.m.	ABC	
	Radiance Technologies Independence Bowl	C-USA vs. Big 12	Shreveport, La.	8:15 p.m.	ESPN	
	Monday, Dec. 18	Myrtle Beach Bowl	American/MAC/Sun Belt	Conway, S.C.	1:30 p.m.	ESPN
Tuesday, Dec. 19	Frisco Bowl	AAC/C-USA/MAC/MW/Sun Belt	Frisco, Texas	8:00 p.m.	ESPN	
Thursday, Dec. 21	RoofClaim.Com Boca Raton Bowl	AAC/C-USA/MAC/MW/Sun Belt	Boca Raton, Fla.	7:00 p.m.	ESPN	
Friday, Dec. 22	Union Home Mortgage Gasparilla Bowl	SEC vs ACC/American	Tampa, Fla.	5:30 p.m.	ESPN	
Saturday, Dec. 23	TicketSmarter Birmingham Bowl	SEC vs. American	Birmingham, Ala.	11:00 a.m.	ABC	
	Camellia Bowl	MAC vs. Sun Belt	Montgomery, Ala.	11:00 a.m.	ESPN	
	Lockheed Martin Armed Forces Bowl	American vs. C-USA	Fort Worth, Texas	2:30 p.m.	ABC	
	Famous Idaho Potato Bowl	Mountain West vs. MAC	Boise, Idaho	2:30 p.m.	ESPN	
	68 Ventures Bowl	MAC vs. Sun Belt	Mobile, Ala.	6:00 p.m.	ESPN	
	SRS Distribution Las Vegas Bowl	Pac-12 vs. Big Ten	Las Vegas, Nev.	6:30 p.m.	ABC	
	Easypost Hawai'i Bowl	Mountain West vs. AAC/C-USA	Honolulu, Hawaii	9:30 p.m.	ESPN	
	Tuesday, Dec. 26	Quick Lane Bowl	Big Ten vs. MAC	Detroit, Mich.	1:00 p.m.	ESPN
		ServePro First Responder Bowl	Big 12/ACC/American	Dallas, Texas	4:30 p.m.	ESPN
		Guaranteed Rate Bowl	Big 12 vs. Big Ten	Phoenix, Ariz.	8:00 p.m.	ESPN
Wednesday, Dec. 27	Military Bowl	ACC vs. American	Anapolis, Md.	1:00 p.m.	ESPN	
	San Diego County Credit Union Holiday Bowl	Pac-12 vs. ACC	San Diego, Calif.	3:00 p.m.	FOX	
	Duke's Mayo Bowl	ACC vs. SEC	Charlotte, N.C.	4:30 p.m.	ESPN	
	TaxAct Texas Bowl	Big 12 vs. SEC	Houston, Texas	8:00 p.m.	ESPN	
Thursday, Dec. 28	Wasabi Fenway Bowl	ACC vs. American	Boston, Mass.	10:00 a.m.	ESPN	
	Bad Boy Mowers Pinstripe Bowl	ACC vs. Big Ten	Bronx, N.Y.	1:15 p.m.	ESPN	
	Pop-Tarts Bowl	ACC vs. Big 12	Orlando, Fla.	4:45 p.m.	ESPN	
	Valero Alamo Bowl	Big 12 vs. Pac-12	San Antonio, Texas	8:15 p.m.	ESPN	
Friday, Dec. 29	TaxSlayer Gator Bowl	ACC/Big Ten vs. SEC	Jacksonville, Fla.	11:00 a.m.	ESPN	
	Tony the Tiger Sun Bowl	ACC vs. Pac-12	El Paso, Texas	1:00 p.m.	CBS	
	Autozone Liberty Bowl	Big 12 vs. SEC	Memphis, Tenn.	2:30 p.m.	ESPN	
	Goodyear Cotton Bowl Classic	At-Large vs. At-Large	Arlington, Texas	7:00 p.m.	ESPN	
Saturday, Dec. 30	Chick-Fil-A Peach Bowl	At-Large vs. At-Large	Atlanta, Ga.	11:00 a.m.	ESPN	
	TransPerfect Music City Bowl	SEC vs. Big Ten	Nashville, Tenn.	1:00 p.m.	ABC	
	Capital One Orange Bowl	ACC vs. Big Ten/SEC	Miami, Fla.	3:00 p.m.	ESPN	
	Barstool Sports Arizona Bowl	Mountain West vs. MAC	Tucson, Ariz.	3:30 p.m.	Barstool	
Monday, Jan. 1	ReliaQuest Bowl	SEC vs. Big Ten	Tampa, Fla.	11:00 a.m.	ESPN2	
	Cheez-It Citrus Bowl	Big Ten vs. SEC	Orlando, Fla.	12:00 p.m.	ABC	
	Vrbo Fiesta Bowl	At-Large vs. At-Large	Glendale, Ariz.	12:00 p.m.	ESPN	
	Rose Bowl Game	CFP Semifinal	Pasadena, Calif.	4:00 p.m.	ESPN	
Monday, Jan. 8	AllState Sugar Bowl	CFP Semifinal	New Orleans, La.	7:45 p.m.	ESPN	
	College Football Playoff National Championship Presented by AT&T		Houston, Texas	6:30 p.m.	ESPN	

BIG 12 CONFERENCE BOWL AFFILIATIONS



Valero Alamo Bowl
Big 12 vs. Pac-12
December 28 (8:15 p.m.)
San Antonio, Texas / ESPN



Pop-Tarts Bowl
Big 12 vs. ACC
December 28 (4:45 p.m.)
Orlando, Fla. / ESPN



TaxAct Texas Bowl
Big 12 vs. SEC
December 27 (8:00 p.m.)
Houston, Texas / ESPN



Autozone Liberty Bowl
Big 12 vs. SEC
December 29 (2:30 p.m.)
Memphis, Tenn. / ESPN



Guaranteed Rate Bowl
Big 12 vs. Big Ten
December 26 (8:00 p.m.)
Phoenix, Ariz. / ESPN



Radiance Technologies Independence Bowl
Big 12 vs. Conference USA
December 16 (8:15 p.m.)
Shreveport, La. / ESPN



ServPro First Responder Bowl
Big 12 vs. ACC/American/Pac-12
December 26 (4:30 p.m.)
Dallas, Texas / ESPN



Lockheed Martin Armed Forces Bowl
Big 12 vs. American/C-USA/Pac-12
December 23 (2:30 p.m.)
Fort Worth, Texas / ABC



2022 YEAR IN
REVIEW

SCORING

	TD	FGs	PATS				DXP	SAF	PTS
			KICK	RUSH	RCV	PASS			
Jacob Borcila	--	7-13	48-48	--	--	--	--	69	
Devin Neal	10	--	--	--	--	--	--	60	
Daniel Hishaw Jr.	6	--	--	--	--	--	--	36	
Jalon Daniels	6	--	--	--	--	--	--	36	
Mason Fairchild	5	--	--	--	--	--	--	30	
Quentin Skinner	5	--	--	--	--	--	--	30	
Luke Grimm	5	--	--	--	--	--	--	30	
Lawrence Arnold	4	--	--	--	--	--	--	24	
Jason Bean	4	--	--	--	--	--	--	24	
Jared Casey	3	--	--	--	--	--	--	18	
Torry Locklin	3	--	--	--	--	--	--	18	
Cobee Bryant	2	--	--	--	--	--	--	12	
Trevor Kardell	1	--	--	--	--	--	--	6	
Sevion Morrison	1	--	--	--	--	--	--	6	
Ky Thomas	1	--	--	--	--	--	--	6	
Owen PiePergerdes	--	--	2-2	--	--	--	--	5	
Total	56	7-13	53-53	0	0	0	0	410	
Opponents	51	16-21	46-47	1	1	1	0	406	

KICK RETURNS

	NO	YDS	AVG	TD	LONG
Kenny Logan Jr.	12	237	19.8	0	38
Sevion Morrison	5	121	24.2	0	37
Trevor Wilson	2	11	5.5	0	9
Andrew Russell	1	0	0.0	0	0
Trevor Kardell	1	3	3.0	0	3
Steven McBride	1	31	31.0	0	31
Total	22	403	18.3	0	38
Opponents	21	501	23.9	0	69

PUNT RETURNS

	NO	YDS	AVG	TD	LONG
OJ Burroughs	3	18	6.0	0	16
Luke Grimm	1	-3	-3.0	0	0
Total	4	15	3.8	0	6
Opponents	10	73	7.3	0	22

FUMBLE RETURNS

	NO	YDS	AVG	TD	LONG
Jereme Robinson	2	49	24.5	0	49
Torry Locklin	2	0	0.0	0	0
Hayden Hatcher	2	0	0.0	0	0
Kenny Logan Jr.	1	0	0.0	0	0
Caleb Sampson	1	0	0.0	0	0
Lorenzo McCaskill	1	0	0.0	0	0
Total	9	49	5.4	0	49
Opponents	10	26	2.6	0	18

INTERCEPTIONS

	NO	YDS	AVG	TD	LONG
Cobee Bryant	3	86	28.7	1	82
Kenny Logan Jr.	2	43	21.5	0	26
Mello Dotson	2	18	9.0	0	13
Eriq Gilyard	1	11	11.0	0	11
Craig Young	1	13	13.0	0	13
OJ Burroughs	1	0	0.0	0	0
Rich Miller	1	37	37.0	0	37
Total	11	208	18.9	1	86
Opponents	6	13	2.2	0	12

FIELD GOAL SEQUENCE

	KANSAS	OPPONENTS
Tennessee Tech	40	50, (28), 27
West Virginia		(27), (28)
Houston	(22), (33)	(20)
Duke		(22), (37)
Iowa State	50	30, (35), 45, 37
TCU	(40), 31	(39)
Oklahoma		(37)
Baylor	(30)	
Oklahoma State	(21), (20), (31)	(35)
Texas Tech	41, 37	(33), (51), (30)
Texas	34	(28), (40)
Kansas State		(27)

Numbers in (parentheses) indicate field goal was made.

FIELD GOALS

	FGM-FGA	PCT	1-19	20-29	30-39	40-49	50-99	LG	BLK
Jacob Borcila	7-13	53.8	0-0	3-3	3-6	1-3	0-1	40	1
Owen PiePergerdes	1-1	100.0	0-0	0-0	1-1	0-0	0-0	36	0
Team	8-14	57.1	0-0	3-3	4-7	1-3	0-1	40	1
Opponents	17-22	77.3	0-0	7-8	8-10	1-2	1-2	51	1

PUNTING

	NO.	YDS	AVG	LONG	TB	FC	I20	50+	BLK
Reis Vernon	34	1,357	39.9	60	3	10	10	2	0
Grayden Addison	5	186	37.2	53	0	1	0	1	0
Jalon Daniels	2	81	40.5	48	1	0	1	0	0
Jason Bean	1	41	41.0	41	0	0	1	0	0
Total	42	1,665	39.6	60	4	10	12	3	0
Opponents	37	1,578	42.6	72	5	14	9	8	0

KICKOFFS

	NO.	YDS	AVG	TB	OB	RETN	NET	YDLN
Tabor Allen	79	4,826	61.1	43	2	--	--	--
Total	79	4,826	61.1	43	2	23	39	26
Opponents	83	5,044	60.8	49	2	23	39	25

ALL-PURPOSE

	G	RUSH	REC	PR	KOR	IR	TOT	AVG/G
Devin Neal	13	1,090	183	0	0	0	1,273	97.9
Lawrence Arnold	13	0	716	0	0	0	716	55.1
Luke Grimm	12	0	623	-3	0	0	620	51.7
Quentin Skinner	13	41	440	0	0	0	481	37.0
Mason Fairchild	13	0	443	0	0	0	443	34.1
Jalon Daniels	9	425	0	0	0	0	425	47.2
Daniel Hishaw Jr.	5	262	95	0	0	0	348	71.4
Sevion Morrison	12	165	26	0	128	0	319	26.6
Kenny Logan Jr.	13	0	0	0	237	43	280	21.5
Jared Casey	13	0	224	0	0	0	224	17.2
Jason Bean	12	222	0	0	0	0	222	18.5
Ky Thomas	9	162	39	0	0	0	201	22.3
Torry Locklin	13	32	155	0	0	0	187	14.4
Tanaka Scott	12	1	109	0	0	0	110	9.2
Kevin Terry	13	-4	93	0	0	0	89	6.8
Cobee Bryant	12	0	0	0	0	86	86	7.2
Trevor Kardell	13	0	65	0	3	0	68	5.2
Trevor Wilson	4	0	52	0	11	0	63	15.8
Steven McBride	6	4	23	0	0	0	58	9.7
Rich Miller	13	0	0	0	0	37	37	2.8
Douglas Emilien	13	0	21	0	0	0	21	1.6
Mello Dotson	13	0	0	0	0	18	18	1.4
OJ Burroughs	13	0	0	18	0	0	18	1.4
Craig Young	13	0	0	0	0	13	13	1.0
Eriq Gilyard	12	0	0	0	0	11	11	0.9
Ethan Vasko	1	6	0	0	0	0	6	6.0
DeAndre Thomas Jr.	1	5	0	0	0	0	5	5.0
Team	13	-16	0	0	0	0	-16	-1.2
Total	13	2,395	3,307	15	410	208	6,335	487.3
Opponents	13	2,720	3,382	76	539	30	6,747	519.0

DEFENSE

	GP	TACKLES			TFL/YDS	SACKS NO-YARDS	PASS DEF			FUMBLES		BLOCKED	
		SOLO	A	TOTAL			INT-YDS	BRUP	QBH	RCV-YDS	FF	KICK	SAF
1 Kenny Logan Jr.	13	72	34	106	1.5-3	.	2-43	5	1	1-0	1	.	.
30 Rich Miller	13	56	38	94	3-13	1-4	1-37	.	1
15 Craig Young	13	42	18	60	5.5-26	4.5-23	1-13	3	4	.	1	.	.
47 Lonnie Phelps	13	45	12	57	11.5-52	7-40	.	1	6	.	1	.	.
3 Ra'Mello Dotson	13	41	13	54	1-2	.	2-18	6
4 Marvin Grant	13	34	18	52	2-2	.	.	1	.	.	1	.	.
7 Lorenzo McCaskill	13	32	18	50	0.5-1	.	.	1	1	1-0	.	.	.
5 O.J. Burroughs	13	38	11	49	0.5-1	.	2-0	3	.	.	1	.	.
6 Taiwan Berryhill	13	28	18	46	6-22	2-13	.	1	1
2 Cobee Bryant	12	32	6	38	0.5-1	.	3-86	9	.	1-37	1	.	.
90 Jereme Robinson	13	22	12	34	8.5-36	3-23	.	.	2	2-49	2	1	.
99 Malcolm Lee	13	19	12	31	3.5-14	1-5	.	2	1
98 Caleb Sampson	13	14	12	26	4-19	2.5-17	.	2	1	1-0	.	.	.
13 Eriq Gilyard	12	18	6	24	2-2	.	1-11	1
37 Hayden Hatcher	13	9	12	21	2-5	0.5-2	.	1	2	2-0	.	.	.
18 Kalon Gervin	13	17	4	21	1-1	.	.	4
11 Eddie Wilson	13	9	11	20	1.5-2	.	.	1
93 Sam Burt	13	11	7	18	1.5-12	1.5-12	.	.	1
92 Tommy Dunn Jr.	13	7	2	9	1.5-3	0.5-2	.	.	1
53 Caleb Taylor	11	2	7	9	1-1	0.5-1
35 Zion DeBose	11	6	2	8	1-4	.	.	.	1
52 DJ Withers	13	4	2	6	1-1	.	.	.	1
12 Torry Locklin	13	4	1	5	2-0	.	.	.
19 Gavin Potter	4	3	2	5	0.5-3	.	.	1
43 Andrew Russell	12	5	.	5
32 Dylan Downing	12	4	.	4
9 Jarrett Paul	4	3	1	4
8 Kwinton Lassiter	13	3	.	3
20 Donovan Gaines	12	3	.	3
16 Shaad Dabney	12	2	1	3
0 Edwin White-Schultz	3	1	1	2
46 Davion Westmoreland	3	1	1	2
85 Kelan Robinson	10	2	.	2
83 Quentin Skinner	13	2	.	2
68 Earl Bostick Jr.	13	2	.	2
47 Jared Casey	13	2	.	2
96 Cole Petrus	13	1	.	1
45 Dean Miller	3	.	1	1
12 Tristian Fletcher	4	1	.	1
91 Jelani Arnold	10	1	.	1
31 Landon Nelson	1	1	.	1
4 Devin Neal	13	1	.	1
89 Mason Fairchild	13	.	1	1
33 D'Marion Alexander	1	1	.	1
40 Tabor Allen	13	1	.	1
22 Brian Dilworth	2	.	1	1
24 Monte McGary	8	.	1	1
Totals	13	602	286	888	61-226	24-142	12-208	42	24	10-86	8	1	0
Opponents	13	514	206	720	57-205	12-68	8-30	35	24	11-26	11	1	1

GAME-BY-GAME STATISTICS

GAME	FINAL SCORE	SCORE BY QUARTER				FIRST DOWNS				RUSHING			PASSING			TOTAL OFFENSE		PUNTING	FUMBLES	PENALTY	THIRD DOWNS	TOTAL TOP
		1	2	3	4	RU	PA	PN	TOT	ATT	YDS	TD	C-A-I	YDS	TD	ATT	YDS	NO-YDS	NO-LOST	NO-YDS		
Tennessee Tech	10	0	3	0	7	4	8	2	14	43	93	0	15-26-1	97	1	69	190	6-196	2-2	4-19	4/17	35:36
Kansas	56	21	14	7	14	10	10	1	21	30	297	6	16-19-1	205	1	49	502	0-0	0-0	4-40	6/8	24:24
Kansas	55	0	21	14	7	7	15	2	24	36	200	4	18-29-0	219	3	65	419	3-129	1-0	6-70	11/15	27:33
West Virginia	42	14	14	0	14	4	19	4	27	38	146	2	28-40-1	355	3	78	501	1-35	1-1	8-65	8/15	32:27
Kansas	14	14	14	6	48	14	7	4	25	43	280	3	14-23-0	158	3	66	438	2-86	2-0	2-86	7-12	31:27
Houston	14	0	13	3	30	12	12	2	26	39	174	3	22-31-1	272	1	70	446	3-125	1-1	3-125	7-12	28:33
Duke	27	7	6	0	14	6	12	5	23	35	139	2	24-36-0	324	1	71	463	3-154	0-0	5-34	5-15	30:28
Kansas	35	7	14	7	7	8	14	1	23	39	204	1	19-23-0	324	4	62	528	2-78	0-0	7-83	6-10	29:32
Iowa State	11	0	8	3	0	6	12	2	20	30	26	0	30-48-1	287	1	78	313	3-126	2-1	0-0	5-18	35:02
Kansas	14	0	14	0	0	5	4	1	10	31	112	2	8-15-0	101	0	46	213	6-239	1-1	0-0	3-10	24:58
TCU	38	3	7	21	7	8	13	0	21	32	144	2	23-33-1	308	3	64	452	4-181	1-1	1-5	5-11	26:01
Kansas	31	0	3	21	7	10	12	0	22	38	189	0	21-34-1	351	4	72	540	3-125	4-1	5-45	5-14	33:59
Kansas	42	14	7	7	14	8	12	2	22	35	165	2	16-27-2	265	4	62	430	5-212	0-0	5-45	5-11	29:41
Oklahoma	52	14	21	14	3	14	21	1	36	57	298	5	29-43-1	403	2	100	701	1-55	2-2	4-45	16-21	30:19
Kansas	23	3	0	7	13	2	8	1	11	22	56	2	16-27-0	56	2	49	288	3-104	3-2	5-31	6-11	19:50
Baylor	35	14	14	0	7	17	11	0	28	57	273	4	17-26-2	273	4	83	437	1-46	1-1	3-30	9-13	40:10
Oklahoma State	16	0	7	3	6	7	16	2	25	35	111	0	27-40-3	304	2	75	415	2-87	1-1	1-15	5-11	24:51
Kansas	37	10	14	7	6	12	10	1	23	46	351	2	18-23-0	203	2	69	554	3-94	1-0	5-40	6-14	35:09
Kansas	28	7	14	0	7	11	8	1	20	32	242	1	20-33-1	283	3	65	525	2-96	1-1	10-75	6-13	28:33
Texas Tech	43	17	10	0	16	14	8	1	26	48	264	4	20-34-0	246	1	82	510	3-140	1-0	6-47	7-15	31:27
Texas	55	14	17	10	14	20	5	3	28	57	427	6	13-22-0	112	1	79	539	1-23	1-0	3-20	6-14	31:58
Kansas	14	0	0	7	7	4	11	0	15	30	104	0	18-29-1	242	2	59	346	4-146	0-0	4-36	4-11	28:02
Kansas	27	7	14	0	6	6	11	3	20	30	127	4	21-33-0	180	0	63	307	5-190	1-0	5-25	6-12	31:00
Kansas State	47	23	7	7	10	10	8	2	20	42	230	4	11-21-0	213	2	63	443	3-188	0-0	6-54	7-13	29:00
Kansas	53	7	6	7	18	5	25	131	34	59	237-56-2		544	5	90	603	5-206	3-1	4-34	9-17	30:55	
Arkansas	55	24	7	7	0	18	10	129	52	394	519-29-1		287	2	81	681	6-222	1-1	7-61	8-15	29:05	

GAME-BY-GAME OFFENSIVE STARTERS

	WR	LT	LG	C	RG	RT	TE/WR	RB/WR	WR/RB/TE	QB	RB/WR
Tennessee Tech	Arnold	Bostick Jr.	Puni	Novitsky	Ford	Cabeldue	Fairchild	Locklin	Thomas	Daniels	Neal
West Virginia	Arnold	Bostick Jr.	Puni	Novitsky	Ford	Cabeldue	Fairchild	Grimm	Skinner	Daniels	Neal
Houston	Arnold	Bostick Jr.	Puni	Novitsky	Ford	Cabeldue	Fairchild	Grimm	Casey	Daniels	Neal
Duke	Arnold	Bostick Jr.	Puni	Novitsky	Ford	Cabeldue	Fairchild	Grimm	Casey	Daniels	Neal
Iowa State	Arnold	Bostick Jr.	Puni	Novitsky	Ford	Cabeldue	Fairchild	Grimm	Casey	Daniels	Neal
TCU	Arnold	Bostick Jr.	Puni	Novitsky	Ford	Cabeldue	Fairchild	Grimm	Casey	Daniels	Neal
Oklahoma	Arnold	Bostick Jr.	Puni	Novitsky	Ford	Cabeldue	Fairchild	Grimm	Skinner	Bean	Neal
Baylor	Arnold	Bostick Jr.	Puni	Novitsky	Ford	Cabeldue	Fairchild	Emilien	Skinner	Bean	Neal
Oklahoma St.	Arnold	Bostick Jr.	Puni	Novitsky	Ford	Cabeldue	Fairchild	Grimm	Casey	Bean	Neal
Texas Tech	Arnold	Bostick Jr.	Puni	Novitsky	Ford	Cabeldue	Fairchild	Grimm	Casey	Bean	Neal
Texas	Arnold	Bostick Jr.	Puni	Novitsky	Ford	Cabeldue	Fairchild	Grimm	Skinner	Daniels	Neal
Kansas State	Arnold	Bostick Jr.	Puni	Novitsky	Ford	Cabeldue	Fairchild	Grimm	Locklin	Daniels	Skinner
Arkansas	Arnold	Bostick Jr.	Puni	Novitsky	Ford	Cabeldue	Fairchild	Grimm	Casey	Daniels	Neal

GAME-BY-GAME DEFENSIVE STARTERS

	DE	DT	DT	DE	LB	LB	LB	CB	S	S	CB
Tennessee Tech	Lee	Sampson	Burt	Phelps	Miller	Berryhill Jr.	Young	Bryant	Logan Jr.	Burroughs	Dotson
West Virginia	Lee	Sampson	Burt	Phelps	Miller	Berryhill Jr.	Young	Bryant	Logan Jr.	Burroughs	Dotson
Houston	Lee	Sampson	Burt	Phelps	Miller	Berryhill Jr.	Young	Bryant	Logan Jr.	Burroughs	Dotson
Duke	Lee	Sampson	Burt	Phelps	Miller	Berryhill Jr.	Potter	Bryant	Logan Jr.	Burroughs	Dotson
Iowa State	Lee	Sampson	Burt	Phelps	Miller	Berryhill Jr.	Young	Bryant	Logan Jr.	Burroughs	Dotson
TCU	Lee	Sampson	Burt	Phelps	Miller	Berryhill Jr.	Young	Bryant	Logan Jr.	Burroughs	Dotson
Oklahoma	Lee	Sampson	Burt	Hatcher	Miller	Berryhill Jr.	Young	Bryant	Logan Jr.	Burroughs	Dotson
Baylor	Lee	Sampson	Burt	Phelps	Miller	Berryhill Jr.	Young	Gervin	Logan Jr.	Burroughs	Dotson
Oklahoma St.	Lee	Sampson	Burt	Phelps	Miller	Berryhill Jr.	Young	Gervin	Logan Jr.	Burroughs	Dotson
Texas Tech	Lee	Sampson	Burt	Phelps	Miller	Berryhill Jr.	Young	Bryant	Logan Jr.	Burroughs	Dotson
Texas	Lee	Sampson	Burt	Phelps	Miller	Berryhill Jr.	Young	Bryant	Logan Jr.	Burroughs	Dotson
Kansas State	Lee	Sampson	Burt	Phelps	Miller	Berryhill Jr.	Young	Bryant	Logan Jr.	Burroughs	Dotson
Arkansas	Lee	Sampson	Burt	Phelps	Miller	Berryhill Jr.	Young	Bryant	Logan Jr.	Burroughs	Dotson

GAME-BY-GAME LEADERS

	PASSING	RUSHING	RECEIVING	TACKLES	SACKS
Tennessee Tech	Jalon Daniels (15/18, 189 yds, 1 TD)	Devin Neal (4 att, 108 yds, 2 TD)	Lawrence Arnold (4 rec, 56 yds)	Lonnie Phelps (7 tackles)	Lonnie Phelps (3 sacks)
West Virginia	Jalon Daniels (18/29, 219 yds, 3 TD)	Jalon Daniels (12 att, 85 yds)	Luke Grimm (6 rec, 66 yds)	Rich Miller (12 tackles)	N/A
Houston	Jalon Daniels (14/23, 158 yds, 3 TD)	Jalon Daniels (12 att, 123 yds, 2 TD)	Lawrence Arnold (3 rec, 24 yds)	Rich Miller (9 tackles)	Three Players (1 sack)
Duke	Jalon Daniels (19/23, 324 yds, 4 TD)	Jalon Daniels (11 att, 83 yds, 1 TD)	Lawrence Arnold (4 rec, 84 yds, 1 TD)	Mello Dotson (9 tackles)	Lonnie Phelps (1 sack)
Iowa State	Jalon Daniels (7/14, 93 yds)	Devin Neal (12 att, 75 yds)	Luke Grimm (4 rec, 46 yds)	Two Players (7 tackles)	Sam Burt (1.5 sacks)
TCU	Jason Bean (16/24, 262 yds, 4 TD)	Devin Neal (15 att, 88 yds)	Quentin Skinner (4 rec, 73 yds, 2 TD)	Kenny Logan Jr. (12 tackles)	Lonnie Phelps (1 sack)
Oklahoma	Jason Bean (16/27, 265 yds, 4 TD)	Devin Neal (12 att, 84 yds, 1 TD)	Lawrence Arnold (5 rec, 113 yds, 2 TD)	Kenny Logan Jr. (14 tackles)	Craig Young (1 sack)
Baylor	Jason Bean (16/27, 232 yds, 1 TD)	Devin Neal (10 att, 32 yds, 1 TD)	Quentin Skinner (4 rec, 66 yds, 1 TD)	Marvin Grant (11 tackles)	Two Players (1 sack)
Oklahoma State	Jason Bean (18/23, 203 yds, 2 TD)	Devin Neal (32 att, 224 yds, 1 TD)	Devin Neal (6 rec, 110 yds)	Kenny Logan Jr. (8 tackles)	Rich Miller (1 sack)
Texas Tech	Jason Bean (17/28, 270 yds, 3 TD)	Devin Neal (24 att, 190 yds)	Lawrence Arnold (4 rec, 110 yds)	Kenny Logan Jr. (11 tackles)	Malcolm Lee (1 sack)
Texas	Jalon Daniels (17/26, 230 yds, 2 TD)	Devin Neal (13 att, 51 yds)	Quentin Skinner (4 rec, 98 yds)	Kenny Logan Jr. (10 tackles)	N/A
Kansas State	Jalon Daniels (20/32, 168 yds)	Devin Neal (16 att, 59 yds, 2 TD)	Luke Grimm (3 rec, 48 yds)	Craig Young (10 tackles)	Two Players (1 sack)
Arkansas	Jalon Daniels (37/55, 544 yds, 5 TD)	Jalon Daniels (14 att, 46 yds, TD)	Luke Grimm (10 rec, 167 yds, 1 TD)	Rich Miller (11 tackles)	NA

GAME-BY-GAME PASSING

#6 JALON DANIELS	COMP	ATT	INT	PCT	YARDS	TD	LONG	SACK	YDS	EFFIC.
Tennessee Tech	15	18	1	83.3	189	1	56	0	0	178.8
West Virginia	18	29	0	62.1	219	3	40	0	0	159.6
Houston	14	23	0	60.9	158	3	60	0	0	161.6
Duke	19	23	0	82.6	324	4	73	1	4	258.3
Iowa State	7	14	0	50.0	93	0	30	1	6	105.8
TCU	5	10	0	50.0	89	0	48	1	5	124.8
Texas	17	26	1	35.4	230	2	55	0	0	157.4
Kansas State	20	32	0	65.5	168	0	33	1	2	106.6
Arkansas	37	55	2	67.2	544	5	45	3	16	173.1
TOTALS	152	230	4	66.1	2,014	18	73	7	33	162.0

#9 JASON BEAN	COMP	ATT	INT	PCT	YARDS	TD	LONG	SACK	YDS	EFFIC.
Tennessee Tech	1	1	0	100.0	16	0	16	0	0	234.4
Iowa State	1	1	0	100.0	8	0	8	0	0	167.2
TCU	16	24	1	66.7	262	4	52	0	0	205.0
Oklahoma	16	27	2	59.3	265	4	39	1	9	175.8
Baylor	16	27	0	59.3	232	1	47	1	3	143.7
Oklahoma State	18	23	0	78.3	203	2	53	0	0	181.1
Texas Tech	17	28	1	60.7	270	3	66	2	12	169.9
Texas	1	3	0	33.3	12	0	12	0	0	66.9
Kansas State	1	1	0	100.0	12	0	12	0	0	200.8
Arkansas	0	1	0	0.0	0	0	0	0	0	0.0
TOTALS	87	136	4	64.0	1,280	14	66	4	24	171.1

GAME-BY-GAME RUSHING

	NO/YDS/TD	TTU	WVU	UH	DUKE	ISU	TCU	OU	BU	OSU	TTU	UT	KSU	ARK
Devin Neal	180/1,090/9	4/108/1	10/42/2	14/54/0	9/54/0	12/75/0	15/88/0	12/84/1	10/32/1	32/224/1	24/190/0	13/51/0	16/59/2	9/29/0
Jalon Daniels	77/425/7	3/29/1	12/85/0	12/123/2	11/83/1	8/9/1	7/6/0	DNP	DNP	DNP	DNP	2/12/0	8/51/1	14/21/1
Ky Thomas	53/162/2	7/15/0	2/4/0	2/6/0	DNP	DNP	6/19/0	9/18/1	DNP	10/34/0	1/40/0	6/15/0	DNP	10-11/1
Daniel Hishaw Jr.	44/262/5	5/56/1	10/63/2	11/51/1	10/64/0	8/28/1	DNP	DNP	DNP	DNP	DNP	DNP	DNP	DNP
Jason Bean	34/212/3	2/16/1	DNP	--	1/1/0	2/2/0	7/34/0	10/41/0	8/25/1	4/93/1	4/10/1	--	--	--
Sevion Morrison	23/165/1	8/70/1	1/7/0	1/30/0	2/3/0	--	1/40/0	3/1/0	2/3/0	DNP	--	5/11/0	--	--
Torry Locklin	6/15/0	1/3/0	--	--	2/2/0	--	--	--	--	--	--	3/10/0	6/17/1	--
Quentin Skinner	2/21/0	--	--	1/18/0	--	--	1/3/0	--	--	--	--	--	--	--
Ethan Vasko	2/6/0	DNP	DNP	DNP	DNP	DNP	DNP	DNP	DNP	DNP	2/6/0	DNP	DNP	DNP
DeAndre Thomas Jr.	1/5/0	DNP	DNP	DNP	DNP	DNP	DNP	DNP	DNP	DNP	DNP	1/5/0	DNP	DNP
Steven McBride	1/4/0	--	--	--	1/4/0	--	--	DNP	DNP	DNP	DNP	DNP	DNP	DNP
Tanaka Scott	1/1/0	DNP	--	--	--	--	--	1/1/0	--	--	--	--	--	--
Kevin Terry	1/-4/0	--	--	--	--	--	--	--	--	--	1/-4/0	--	--	--

GAME-BY-GAME RECEIVING

	NO/YDS/TD	TTU	WVU	UH	DUKE	ISU	TCU	OU	BU	OSU	TTU	UT	KSU	ARK
Luke Grimm	52/623/6	2/27/0	6/66/0	2/6/1	5/63/1	4/46/0	6/73/1	1/19/0	DNP	7/65/0	3/21/1	3/22/1	3/48/0	10/167/1
Lawrence Arnold	44/716/4	4/56/0	3/30/0	3/24/0	4/84/1	--	3/41/0	5/113/2	3/53/0	2/18/1	4/110/0	1/42/0	4/26/0	8/119/0
Mason Fairchild	35/443/6	2/6/1	1/10/1	1/4/0	--	--	3/80/1	6/106/2	2/19/0	--	5/49/0	5/48/0	4/41/0	6/80/1
Quentin Skinner	26/440/5	1/56/0	3/50/1	1/-1/0	2/19/0	1/10/0	4/98/2	1/7/0	4/66/1	1/4/0	3/29/1	4/98/0	--	1/4/0
Devin Neal	21/183/1	1/10/0	1/17/1	--	1/4/0	--	1/1/0	1/3/0	1/-2/0	6/110/0	4/8/0	1/-1/0	2/10/0	2/23/0
Jared Casey	18/224/4	--	2/23/0	1/8/1	2/24/0	1/30/0	--	1/9/0	1/20/0	2/6/1	1/66/1	1/9/0	4/23/0	2/6/1
Torry Locklin	8/155/2	--	--	1/60/1	--	--	--	1/8/0	--	--	--	1/14/1	2/23/0	3/50/0
Tanaka Scott Jr.	8/109/0	DNP	1/11/0	1/8/0	1/13/0	1/4/0	1/52/0	--	1/3/0	--	--	1/-2/0	--	1/20/0
Kevin Terry	8/93/0	2/21/0	1/12/0	--	--	--	--	--	1/9/0	--	--	1/12/0	2/9/0	1/30/0
Trevor Kardell	5/65/1	--	--	1/17/0	3/44/1	--	1/4/0	--	--	--	--	--	--	--
Ky Thomas	5/39/1	1/1/0	--	1/2/0	DNP	DNP	1/1/0	--	DNP	--	--	--	DNP	2/35/1
Daniel Hishaw Jr.	3/95/1	1/5/0	--	1/17/0	1/73/1	--	DNP	DNP	DNP	DNP	DNP	DNP	DNP	DNP
Sevion Morrison	3/26/0	--	--	1/13/0	--	--	1/1/0	--	1/12/0	DNP	--	--	--	--
Trevor Wilson	2/52/0	DNP	DNP	DNP	DNP	DNP	DNP	--	2/52/0	DNP	DNP	--	--	DNP
Steven McBride	2/23/0	2/23/0	--	--	--	--	--	DNP	DNP	DNP	DNP	DNP	DNP	DNP
Douglas Emilien	2/21/0	--	--	--	--	1/11/0	--	--	--	--	--	--	--	1/20/1

GAME-BY-GAME SACKS

	UA-A	TOT	TTU	WVU	UH	DUKE	ISU	TCU	OU	BU	OSU	TTU	UT	KSU
Lonnie Phelps Jr.	7-0	7.0	3-19	--	--	1-6	1-3	1-9	--	--	--	--	--	1-3
Craig Young	4-1	4.5	--	--	1-2	--	1-8	--	1-6	--	0.5-2	--	--	1-5
Jereme Robinson	2-2	3	0.5-1	--	1-2	--	0.5-5	--	--	1-15	--	--	--	--
Caleb Sampson	2-1	2.5	0.5-2	--	1-8	--	--	--	--	1-7	--	--	--	--
Taiwan Beryhill	2-0	2.0	--	--	1.0-3	--	1-10	--	--	--	--	--	--	--
Sam Burt	1-1	1.5	--	--	--	--	1.5-12	--	--	--	--	--	--	--
Rich Miller	1-0	1.0	--	--	--	--	--	--	--	--	1-4	--	--	--
Malcolm Lee	1-0	1.0	--	--	--	--	--	--	--	--	--	1-5	--	--
Hayden Hatcher	0-1	0.5	0.5-2	--	--	--	--	--	--	--	--	--	--	--
Caleb Taylor	0-1	0.5	0.5-1	--	--	--	--	--	--	--	--	--	DNP	DNP
Tommy Dunn Jr.	0-1	0.5	--	--	--	--	--	--	--	--	0.5-2	--	--	--

GAME-BY-GAME TACKLES

	UA-A	TOT	TTU	WVU	UH	DUKE	ISU	TCU	OU	BU	OSU	TTU	UT	KSU	ARK
Kenny Logan Jr.	72-34	106	4-0	3-7	3-2	3-1	4-0	8-4	7-7	5-3	6-2	8-3	9-1	5-1	7-3
Rich Miller	56-38	94	2-4	7-5	7-2	4-0	2-5	5-4	4-5	6-1	5-1	4-2	3-1	4-0	3-8
Craig Young	42-18	60	1-1	2-5	7-0	4-1	5-0	4-1	2-1	2-2	4-1	3-1	1-2	7-1	0-2
Lonnie Phelps	45-12	57	6-1	1-1	4-1	5-1	3-0	2-3	1-0	6-2	3-0	4-1	3-0	4-1	3-1
Ra'Mello Dotson	41-13	54	1-0	4-0	3-0	8-1	5-2	1-2	3-4	3-1	3-0	3-2	1-1	2-0	4-0
Marvin Grant	34-18	52	2-0	2-1	1-0	3-1	2-2	1-1	3-3	7-4	1-1	1-0	5-1	4-1	2-3
Lorenzo McCaskill	32-18	50	2-1	1-0	3-1	1-0	0-1	0-1	7-5	1-4	4-1	1-2	6-1	3-0	3-1
O.J. Burroughs	38-11	49	1-0	3-0	1-0	5-0	3-0	2-3	3-4	3-0	-	3-0	6-0	4-0	4-4
Taiwan Berryhill	28-18	46	3-0	0-2	2-1	-	2-1	1-2	3-3	2-2	1-0	7-1	3-1	2-0	2-5
Cobee Bryant	32-6	38	-	3-1	3-0	4-0	5-1	1-0	3-1	DNP	4-2	4-0	1-0	1-0	3-1
Jereme Robinson	22-12	34	1-1	2-0	2-1	2-0	0-3	0-2	2-2	2-0	4-0	0-1	0-1	2-0	5-1
Malcolm Lee	19-12	31	1-1	2-0	1-1	0-2	3-1	2-0	2-2	1-1	1-0	2-1	2-0	1-0	1-3
Caleb Sampson	14-12	26	1-1	1-3	1-1	3-0	-	-	-	1-1	-	2-1	3-0	1-0	1-5
Eriq Gilyard	18-6	24	4-1	1-2	1-0	1-0	1-1	2-0	0-1	3-1	1-0	1-0	2-0	1-0	DNP
Kalon Gervin	17-4	21	1-1	3-1	-	3-0	3-0	-	3-2	1-0	1-0	-	-	1-0	1-0
Hayden Hatcher	9-12	21	1-2	1-1	2-2	-	-	0-1	1-0	1-1	0-2	1-0	2-0	-	0-3
Eddie Wilson	9-11	20	-	2-0	1-0	1-0	0-3	1-2	2-2	0-1	-	-	2-0	-	0-3
Sam Burt	11-7	18	1-0	2-0	0-2	-	1-1	2-1	-	1-2	-	2-1	-	2-0	-
Tommy Dunn Jr.	7-2	9	2-0	-	-	-	1-0	-	0-1	-	2-1	1-0	1-0	-	-
Caleb Taylor	2-7	9	0-1	-	-	-	1-1	0-1	1-3	-	-	0-1	DNP	DNP	-
Zion DeBose	6-2	8	1-0	-	-	DNP	1-0	-	1-0	DNP	1-1	1-0	1-0	-	0-1
DJ Withers	4-2	6	0-1	-	-	1-0	-	-	-	-	-	0-1	3-0	-	-
Andrew Russell	5-0	5	-	-	2-0	1-0	-	-	-	DNP	-	-	-	1-0	1-0
Torry Locklin	4-1	5	1-0	1-0	-	-	-	-	-	0-1	-	-	1-0	-	1-0
Gavin Potter	3-2	5	-	0-1	1-0	2-1	DNP	DNP	DNP	DNP	DNP	DNP	DNP	DNP	DNP
Dylan Downing	4-0	4	-	DNP	-	-	-	1-0	-	-	-	1-0	-	2-0	-
Jarrett Paul	3-1	4	2-1	-	1-0	-	DNP	DNP	DNP	DNP	DNP	DNP	DNP	DNP	DNP
Donovan Gaines	3-0	3	-	-	-	-	-	1-0	1-0	-	-	DNP	1-0	-	-
Kwinton Lassiter	3-0	3	1-0	-	-	-	-	-	-	-	-	-	1-0	1-0	-
Shaad Dabney	2-1	3	0-1	-	-	-	-	1-0	-	-	-	-	1-0	-	DNP
Kelan Robinson	2-0	2	-	DNP	DNP	DNP	-	2-0	-	-	-	-	-	-	-
Quentin Skinner	2-0	2	-	-	-	-	-	1-0	-	-	-	-	-	-	1-0
Earl Bostick Jr.	2-0	2	-	-	-	-	-	-	-	-	-	1-0	1-0	-	-
Jared Casey	2-0	2	1-0	-	-	-	-	-	-	-	-	-	1-0	-	-
Edwin White-Schultz	1-1	2	1-1	-	-	DNP	DNP	DNP	DNP	DNP	DNP	DNP	DNP	DNP	DNP
Davion Westmoreland	1-1	2	DNP	DNP	DNP	DNP	DNP	DNP	DNP	1-0	DNP	DNP	0-1	-	DNP
Tabor Allen	1-0	1	-	-	-	-	-	1-0	-	-	-	-	-	-	-
D'Marion Alexander	1-0	1	1-0	DNP	DNP	DNP	DNP	DNP	DNP	DNP	DNP	DNP	DNP	DNP	DNP
Jelani Arnold	1-0	1	-	-	-	DNP	1-0	-	DNP	DNP	-	-	-	-	-
Tristian Fletcher	1-0	1	DNP	DNP	DNP	DNP	DNP	DNP	DNP	DNP	DNP	1-0	-	-	-
Cole Petrus	1-0	1	1-0	-	-	-	-	-	-	-	-	-	-	-	-
Devin Neal	1-0	1	-	-	-	-	-	-	-	1-0	-	-	-	-	-
Landon Nelson	1-0	1	DNP	DNP	DNP	DNP	DNP	DNP	DNP	DNP	DNP	DNP	1-0	DNP	DNP
Dean Miller	0-1	1	DNP	DNP	DNP	DNP	DNP	DNP	DNP	DNP	-	DNP	DNP	-	0-1
Mason Fairchild	0-1	1	-	-	-	-	-	-	-	0-1	-	-	-	-	-
Monte McGary	0-1	1	0-1	DNP	-	-	-	-	DNP	-	-	DNP	-	DNP	DNP
Brian Dilworth	0-1	1	DNP	DNP	DNP	DNP	DNP	DNP	DNP	DNP	DNP	DNP	DNP	-	0-1

GAME-BY-GAME TACKLES-FOR-LOSS

	UA-A	TOT	TTU	WVU	UH	DUKE	ISU	TCU	OU	BU	OSU	TTU	UT	KSU	ARK
Lonnie Phelps	11-1	11.5	4.0-21	-	1.0-1	1.0-6	1.0-3	1.5-10	-	-	-	1.0-4	-	1.0-3	1.0-4
Jereme Robinson	7-3	8.5	1.5-2	-	1.0-2	-	1.0-5	-	-	1.0-15	2.0-5	-	-	-	2.0-7
Taiwan Berryhill	6-0	6.0	1.0-2	-	1.0-3	-	1.0-10	-	-	1.0-3	-	1.0-3	-	1.0-1	-
Craig Young	5-1	5.5	-	-	1.0-2	-	1.0-8	1.0-3	1.0-6	-	0.5-2	-	-	1.0-5	-
Caleb Sampson	3-2	4.0	1.5-3	-	1.0-8	-	-	-	-	1.0-7	-	-	-	-	0.5-1
Malcolm Lee	3-1	3.5	-	-	-	0.5-3	1.0-5	-	-	-	-	1.0-5	-	1.0-1	-
Rich Miller	2-2	3.0	-	-	1.0-7	-	0.5-1	0.5-1	-	-	1.0-4	-	-	-	-
Eriq Gilyard	2-0	2.0	1.0-1	-	-	-	-	-	-	-	-	-	-	1.0-1	DNP
Hayden Hatcher	1-2	2.0	1.5-5	-	-	-	-	-	-	-	0.5-0	-	-	-	-
Marvin Grant	1-2	2.0	-	-	-	-	-	-	-	-	-	-	1.0-2	0.5-0	0.5-0
Sam Burt	1-1	1.5	-	-	-	-	1.5-12	-	-	-	-	-	-	-	-
Tommy Dunn Jr.	1-1	1.5	1.0-1	-	-	-	-	-	-	-	0.5-2	-	-	-	-
Eddie Wilson	1-1	1.5	-	-	-	1.0-1	-	0.5-1	-	-	-	-	-	-	-
Kenny Logan Jr.	0-3	1.5	-	-	-	-	-	-	1.0-2	-	-	-	-	0.5-1	-
Zion DeBose	1-0	1.0	-	-	-	DNP	1.0-4	-	-	DNP	-	-	-	-	-
DJ Withers	1-0	1.0	-	-	-	-	-	-	-	-	-	-	1.0-1	-	-
Kalon Gervin	1-0	1.0	-	-	-	-	-	-	-	-	1.0-1	-	-	-	-
Ra'Mello Dotson	1-0	1.0	-	-	-	1.0-2	-	-	-	-	-	-	-	-	-
Caleb Taylor	0-2	1.0	0.5-1	-	-	-	-	-	0.5-0	-	-	-	DNP	DNP	-
Cobee Bryant	0-1	0.5	-	-	-	-	-	-	-	DNP	0.5-1	-	-	-	-
Lorenzo McCaskill	0-1	0.5	-	-	-	-	-	-	0.5-1	-	-	-	-	-	-
O.J. Burroughs	0-1	0.5	-	-	-	-	-	0.5-1	-	-	-	-	-	-	-
Gavin Potter	0-1	0.5	-	-	-	0.5-3	DNP	DNP	DNP	DNP	DNP	DNP	DNP	DNP	DNP

DRIVE SUPERLATIVES

	KANSAS	OPPONENT
Most Plays/Result	16, two times (MR at Kansas State, TD)	16, at Oklahoma (FG)
Most Yards/Result	97, at Houston (TD)	99, (Two times, MR at Baylor, TD)
Most Time/Result	8:20, at Kansas State (TD)	7:37, vs. Iowa State (missed FG)

SCORING DRIVE ANALYSIS

YARDAGE	KANSAS		OPPONENTS	
	TD	FG	TD	FG
No Drive	--	--	--	--
Negative Yds.	--	--	--	--
0-9	2	--	2	--
10-19	1	--	1	--
20-29	8	--	5	3
30-39	--	1	1	1
40-49	4	1	4	--
50-59	2	1	3	5
60-69	7	2	11	7
70-79	29	3	18	4
80-89	5	--	6	--
90-99	3	--	4	--

GAME OPENING DRIVES

OPPONENTS	KANSAS			OPPONENTS		
	PTS.	1STD	YDS.	PTS.	1STD	YDS.
Tennessee Tech	7	2	40	0	0	-1
West Virginia	0	0	4	7	2	75
Houston	0	0	4	7	3	82
Duke	0	3	74	0	0	8
Iowa State	0	1	32	0	1	18
TCU	0	1	19	3	4	57
Oklahoma	7	3	75	7	4	79
Baylor	0	0	2	7	3	41
Oklahoma State	7	3	73	0	2	40
Texas Tech	7	1	75	7	4	75
Texas	0	0	3	0	1	20
Kansas State	7	5	75	0	0	9
Arkansas	7	3	75	3	3	56

SECOND HALF OPENING DRIVES

OPPONENTS	KANSAS			OPPONENTS		
	PTS.	1STD	YDS.	PTS.	1STD	YDS.
Tennessee Tech	0	2	53	0	0	3
West Virginia	7	3	75	0	1	20
Houston	7	4	75	7	4	69
Duke	0	1	18	0	2	43
Iowa State	0	2	34	3	3	62
TCU	7	2	75	0	0	4
Oklahoma	0	1	13	7	3	47
Baylor	0	0	9	0	3	33
Oklahoma State	7	4	75	3	3	34
Texas Tech	0	4	56	0	1	6
Texas	0	0	8	7	2	61
Kansas State	0	0	3	0	0	5
Arkansas	0	1	27	7	5	80

DRIVE CHART

DRIVE START	1-9	10-19	20-29	30-39	40-49	50+
RESULT	NO/TD/FG	NO/TD/FG	NO/TD/FG	NO/TD/FG	NO/TD/FG	NO/TD/FG
Tennessee Tech	0/0/0	0/0/0	6/3/0	3/2/0	0/0/0	3/3/0
West Virginia	0/0/0	2/0/0	5/4/0	2/1/0	0/0/0	2/2/0
Houston	1/1/0	1/1/0	5/2/1	2/0/0	0/0/0	3/2/1
Duke	1/0/0	0/0/0	6/3/0	2/1/0	1/1/0	1/0/0
Iowa State	0/0/0	0/0/0	7/1/0	0/0/0	2/0/0	2/1/0
TCU	1/0/0	1/0/0	6/2/1	4/1/0	1/0/0	1/1/0
Oklahoma	0/0/0	0/0/0	9/3/0	1/1/0	1/0/0	2/2/0
Baylor	4/2/0	0/0/0	5/0/1	0/0/0	0/0/0	2/1/0
Oklahoma State	0/0/0	1/0/0	7/3/3	0/0/0	1/0/0	1/0/0
Texas Tech	0/0/0	1/0/0	9/3/0	0/0/0	2/1/0	0/0/0
Texas	1/0/0	0/0/0	6/2/0	3/0/0	0/0/0	0/0/0
Kansas State	2/0/0	0/0/0	6/4/0	1/0/0	1/0/0	0/0/0
Arkansas	5/0/0	0/0/0	3/2/0	0/0/0	4/1/1	5/4/0

THREE-AND-OUTS

	KANSAS	OPPONENT
	THREE-AND-OUT/DRIVES	THREE-AND-OUT/DRIVES
Tennessee Tech	0/11	6/14
West Virginia	2/11	0/10
Hosuton	2/12	0/11
Duke	1/11	1/10
Iowa State	3/11	1/10
TCU	2/14	3/14
Oklahoma	4/13	0/14
Baylor	3/11	0/11
Oklahoma State	1/10	1/11
Texas Tech	1/12	1/13
Texas	3/11	0/11
Kansas State	5/11	3/14
Arkansas	4/17	4/17

KANSAS SCORING DRIVES

OPPONENT	PLAYS	YDS.	TIME	DRIVE	SCORING PLAY
Tenn. Tech	4	40	1:53	TD	Neal 19 yd TD rush
Tenn. Tech	2	65	:49	TD	Hishaw 9 yd TD rush
Tenn. Tech	--	--	--	TD	Bryant FG Return
Tenn. Tech	6	22	3:24	TD	Daniels 11 yd TD rush
Tenn. Tech	7	63	1:29	TD	Fairchild 2 yd TD reception
Tenn. Tech	1	80	0:13	TD	Neal 80 yd TD rush
Tenn. Tech	4	76	2:01	TD	Morrison 11 yd TD rush
Tenn. Tech	4	25	2:42	TD	Bean 7 yd TD rush
West Va.	9	79	5:01	TD	Fairchild 10 yd TD reception
West Va.	11	75	4:49	TD	Neal 6 yd TD rush
West Va.	10	75	2:42	TD	Neal 17 yd TD reception
West Va.	8	75	3:28	TD	Hishaw 3 yd TD rush
West Va.	6	24	3:00	TD	Neal 2 yd TD rush
West Va.	4	65	1:56	TD	Hishaw 30 yd TD rush
West Va.	5	25	--	TD	Skinner 4 yd TD reception
Houston	9	75	4:35	TD	Daniels 12 yd TD rush
Houston	1	8	0:05	TD	Hishaw Jr. 8 yd TD rush
Houston	10	84	5:06	TD	Grimm 5 yd TD reception
Houston	7	97	3:51	TD	Locklin 60 yd TD reception
Houston	10	75	6:06	TD	Daniels 9 yd TD rush
Houston	5	23	1:35	TD	Casey 8 yd TD reception
Houston	9	70	4:33	FG	Borcila 22 yd FG
Houston	5	31	1:50	FG	Borcila 33 yd FG
Duke	7	57	3:16	TD	Kardell 6 yd TD reception
Duke	2	76	1:00	TD	Hishaw 73 yd TD reception
Duke	11	75	5:13	TD	Grimm 19 yd TD reception
Duke	4	62	1:02	TD	Arnold 36 yd TD reception
Duke	8	75	4:12	TD	Daniels 3 yd TD rush
Iowa State	7	79	3:59	TD	Hishaw 4 yd TD rush
Iowa State	4	19	2:31	TD	Daniels 2 yd TD rush
TCU	8	53	2:50	FG	Borcila 40 yd FG
TCU	4	75	2:01	TD	Fairchild 12 yd TD reception
TCU	5	40	2:06	TD	Grimm 8 yd TD reception
TCU	4	72	2:05	TD	Skinner 38 yd TD reception
TCU	4	61	2:19	TD	Skinner 29 yd TD reception
Oklahoma	6	75	2:39	TD	Arnold 39 yd TD reception
Oklahoma	9	65	4:28	TD	Neal 11 yd TD rush
Oklahoma	4	75	1:04	TD	Fairchild 18 yd TD reception
Oklahoma	3	47	0:53	TD	Arnold 28 yd TD reception
Oklahoma	7	28	3:36	TD	Thomas 1 yd TD rush
Oklahoma	7	75	1:47	TD	Fairchild 9 yd TD reception
Baylor	12	62	7:02	FG	Borcila 30 yd FG
Baylor	3	9	1:07	TD	Neal 2 yd TD rush
Baylor	11	95	4:07	TD	Skinner 24 yd TD reception
Baylor	8	93	2:56	TD	Bean 4 yd TD rush
Oklahoma St.	4	73	1:32	TD	Neal 31 yd TD rush
Oklahoma St.	16	76	6:09	FG	Borcila 21 yd FG
Oklahoma St.	2	75	0:49	TD	Bean 73 yd TD rush
Oklahoma St.	7	87	3:04	TD	Arnold 8 yd TD reception
Oklahoma St.	15	75	7:52	TD	Casey 2 yd TD reception
Oklahoma St.	10	72	5:35	FG	Borcila 20 yd FG
Oklahoma St.	7	64	4:16	FG	Borcila 31 yd FG
Texas Tech	4	75	2:11	TD	Casey 66 yd TD reception
Texas Tech	7	77	3:52	TD	Bean 16 yd TD rush
Texas Tech	4	73	1:47	TD	Grimm 3 yd TD reception
Texas Tech	6	60	1:38	TD	Skinner 20 yd TD reception
Texas	7	80	3:16	TD	Locklin 14 yd TD reception
Texas	4	74	0:59	TD	Grimm 12 yd TD reception
Kansas State	9	75	5:16	TD	Locklin 12 yd TD rush
Kansas State	11	75	4:41	TD	Neal 11 yd TD rush
Kansas State	7	75	4:12	TD	Neal 3 yd TD rush
Kansas State	16	75	8:20	TD	Daniels 1 yd TD rush
Arkansas	6	75	2:32	TD	Thomas 29 yd TD reception
Arkansas	10	75	3:44	TD	Fairchild 24 yd TD reception
Arkansas	5	86	2:47	TD	Thomas 2 yd TD rush
Arkansas	8	44	2:47	FG	PiePergerdes 36 yd FG
Arkansas	7	48	1:38	TD	Emilien 10 yd TD reception
Arkansas	4	50	0:24	TD	Grimm 21 yd TD Reception
Arkansas	5	25	--	TD	Casey 2 yd TD reception
Arkansas	4	25	--	TD	Daniels 2 yd TD rush

OPPONENT SCORING DRIVES

OPPONENT	PLAYS	YDS.	TIME	DRIVE	SCORING PLAY
Tenn. Tech	7	23	3:14	FG	Parker 28 yd FG
Tenn. Tech	9	75	4:46	TD	Price 4 yd TD reception
West Va.	4	75	1:41	TD	James 59 yd TD reception
West Va.	12	50	5:45	TD	Donaldson 1 yd TD rush
West Va.	4	75	1:42	TD	Ford-Wheaton 67 yd TD reception
West Va.	11	75	5:15	TD	Ford-Wheaton 5 yd TD reception
West Va.	13	65	6:02	FG	Legg 27 yd FG
West Va.	14	64	6:55	FG	Legg 28 yd FG
West Va.	12	85	1:42	TD	Donaldson 1 yd TD rush
Houston	9	82	4:07	TD	Henry 34 yd TD reception
Houston	3	48	1:08	TD	Campbell 40 yd TD rush
Houston	10	69	4:23	TD	Henry 1 yd TD rush
Houston	5	75	2:39	TD	Tune 14 yd TD rush
Houston	13	72	5:25	FG	Baxa 20 yd FG
Duke	4	66	1:39	TD	Colemand 5 yd TD rush
Duke	12	70	6:18	FG	Ham 22 yd FG
Duke	9	55	1:01	FG	Ham 37 yd FG
Duke	10	92	4:40	TD	Waters 3 yd TD rush
Duke	7	70	1:57	TD	Calhoun 27 yd TD reception
Iowa State	6	75	2:34	TD	Dean 9 yd TD reception
Iowa State	12	62	5:25	FG	Gilbert 35 yd FG
TCU	10	57	4:10	FG	Kell 39 yd FG
TCU	6	99	2:36	TD	Miller 1 yd TD rush
TCU	4	61	1:03	TD	Davis 51 yd TD reception
TCU	5	26	1:00	TD	Duggan 3 yd TD rush
TCU	5	50	1:27	TD	Barber 25 yd TD reception
TCU	6	68	2:36	TD	Johnston 24 yd TD reception
Oklahoma	10	79	2:41	TD	Barnes 1 yd TD rush
Oklahoma	9	75	2:22	TD	Gray 2 yd TD rush
Oklahoma	5	80	0:57	TD	Barnes 6 yd TD rush
Oklahoma	7	65	2:12	TD	Wease 24 yd TD reception
Oklahoma	3	54	0:49	TD	Gray 28 yd TD rush
Oklahoma	9	47	2:33	TD	Gabriel 1 yd TD rush
Oklahoma	10	75	3:20	TD	Willis 26 yd TD reception
Oklahoma	16	55	5:15	FG	Schmit 37 yd FG
Baylor	7	41	2:52	TD	Baldwin 17 yd TD reception
Baylor	2	25	0:40	TD	Reese 14 yd TD rush
Baylor	16	73	6:55	TD	Drones 4 yd TD rush
Baylor	15	99	7:23	TD	Nabors 10 yd TD rush
Baylor	7	69	3:52	TD	Reese 2 yd TD rush
Oklahoma St.	15	75	5:10	TD	Johnson 8 yd TD reception
Oklahoma St.	11	54	3:41	FG	Brown 35 yd FG
Oklahoma St.	10	75	3:31	TD	Nixon 35 yd TD reception
Texas Tech	8	75	3:09	TD	Smith 6 yd TD rush
Texas Tech	12	60	3:47	FG	Wolff 33 yd FG
Texas Tech	6	76	2:26	TD	Thompson 36 yd TD rush
Texas Tech	12	61	3:51	TD	Tharp 1 yd TD reception
Texas Tech	3	35	0:13	FG	Wolff 51 yd FG
Texas Tech	9	79	3:40	TD	Shough 9 yd TD rush
Texas Tech	9	63	3:47	FG	Wolff 30 yd FG
Texas Tech	3	8	0:36	FG	Brooks 5 yd TD rush
Texas	9	68	3:58	TD	Robinson 2 yd TD rush
Texas	2	28	0:26	TD	Robinson 7 yd TD rush
Texas	12	46	4:40	FG	Auburn 28 yd FG
Texas	7	80	2:27	TD	Robinson 15 yd TD reception
Texas	9	60	2:08	TD	Robinson 1 yd TD rush
Texas	10	28	4:12	FG	Auburn 40 yd FG
Texas	12	65	5:11	TD	Brooks 3 yd TD rush
Texas	3	75	1:24	TD	Brooks 75 yd TD rush
Kansas State	1	5	0:05	TD	Knowles 5 yd TD rush
Kansas State	7	75	2:43	TD	Wheeler 42 yd TD reception
Kansas State	--	--	--	--	Safety
Kansas State	9	61	2:28	TD	Knowles 4 yd TD rush
Kansas State	5	92	2:42	TD	Brooks 14 yd TD reception
Kansas State	8	38	4:15	TD	Vaughn 1 yd TD rush
Kansas State	6	22	2:28	FG	Zentner 27 yd FG
Kansas State	8	85	4:44	TD	Giddens 5 yd TD rush
Arkansas	10	56	3:48	FG	Little 37 yd FG
Arkansas	2	68	0:30	TD	Landers 59 yd TD reception
Arkansas	1	17	0:05	TD	Washington 17 yd TD reception
Arkansas	11	73	4:11	TD	Jefferson 3 yd TD rush
Arkansas	8	78	3:13	TD	Green 20 yd rush TD
Arkansas	10	80	3:16	TD	Dubinion 2 yd TD rush
Arkansas	2	25	--	TD	Dubinion 6 yd TD rush
Arkansas	2	25	--	TD	Jefferson 20 yd TD rush
Arkansas	-	-	-	2PT	Dubion pass from Jefferson

KANSAS IN THE RED ZONE

DATE	OPPONENT	SCORE	TIMES IN RZ	TIMES SCORED	TOTAL PTS	TDS	RUSH TDS	PASS TDS	FGS MADE	FGA	DOWN	INT	Failed to Score Inside Red Zone		
													FUMB	HALF	GAME
Sept. 2	Tenn. Tech	W, 56-10	7	6	42	6	5	1	0	0	1	0	0	0	0
Sept. 10	West Virginia	W, 55-42	6	6	42	6	3	3	0	0	0	0	0	0	0
Sept. 17	Houston	W, 48-30	7	7	41	5	3	2	2	0	0	0	0	0	0
Sept. 24	Duke	W, 35-27	4	3	21	3	1	2	0	0	1	0	0	0	0
Oct. 1	Iowa State	W, 14-11	2	2	14	2	2	0	0	0	0	0	0	0	0
Oct. 8	TCU	L, 31-38	5	3	17	2	0	2	1	2	0	0	1	0	0
Oct. 15	Oklahoma	L, 42-52	4	4	28	4	2	2	0	0	0	0	0	0	0
Oct. 22	Baylor	L, 23-35	3	3	17	2	2	0	1	1	0	0	0	0	0
Nov. 5	Oklahoma St.	W, 37-16	5	5	23	2	0	2	3	3	0	0	0	0	0
Nov. 12	Texas Tech	L, 28-43	6	3	21	3	1	2	0	2	1	0	0	0	0
Nov. 19	Texas	L, 14-55	3	2	14	2	0	2	0	1	0	0	0	0	0
Nov. 26	Kansas State	L, 27-47	4	4	27	4	4	0	0	0	0	0	0	0	0
Dec. 28	Arkansas	L, 53-55 (OT)	6	6	38	5	4	1	1	1	0	0	0	0	0
Totals			62	54	345	46	27	19	8	12	3	0	1	0	0

54-of-62 (87.1%)

OPPONENTS IN THE RED ZONE

DATE	OPPONENT	SCORE	TIMES IN RZ	TIMES SCORED	TOTAL PTS	TDS	RUSH TDS	PASS TDS	FGS MADE	FGA	DOWN	INT	Failed to Score Inside Red Zone		
													FUMB	HALF	GAME
Sept. 2	Tenn. Tech	W, 56-10	4	2	10	1	0	1	1	2	0	0	0	0	1
Sept. 10	West Virginia	W, 55-42	6	5	28	3	2	1	2	2	0	1	0	0	1
Sept. 17	Houston	W, 48-30	3	3	1	2	2	0	1	1	0	0	0	0	0
Sept. 24	Duke	W, 35-27	4	4	20	2	2	0	2	2	0	0	0	0	0
Oct. 1	Iowa State	W, 14-11	4	2	11	1	0	1	1	3	0	0	0	0	0
Oct. 8	TCU	L, 31-38	2	2	14	2	2	0	0	0	0	0	0	0	0
Oct. 15	Oklahoma	L, 42-52	6	5	31	4	4	0	1	1	0	0	0	0	0
Oct. 22	Baylor	L, 23-35	7	5	35	5	4	1	0	0	1	1	0	0	0
Nov. 5	Oklahoma St.	W, 37-16	3	2	10	1	0	1	1	1	0	0	1	0	0
Nov. 12	Texas Tech	L, 28-43	6	6	33	4	3	1	2	2	0	0	0	0	0
Nov. 19	Texas	L, 14-55	6	6	38	5	4	1	1	1	0	0	0	0	0
Nov. 26	Kansas State	L, 27-47	6	6	38	5	4	1	1	1	0	0	0	0	0
Dec. 28	Arkansas	L, 53-55 (OT)	8	7	45	6	5	1	1	1	0	1	1	0	0
Totals			65	55	329	41	32	9	14	17	1	3	2	1	1

55-of-65 (84.6%)

KANSAS THIRD DOWN CONVERSIONS

DATE	OPPONENT	SCORE	OVERALL	PCT.	1ST QTR	PCT.	2ND QTR	PCT.	3RD QTR	PCT.	4TH QTR	PCT.	OT	PCT.
Sept. 2	Tennessee Tech	W, 56-10	6-8	75.0	1-1	100.0	3-4	75.0	2-3	66.7	0-0	0.0	1-1	100.0
Sept. 10	at West Virginia	W, 55-42	11-15	73.3	0-2	0.0	5-5	100.0	4-5	80.0	1-2	50.0	0-1	0.0
Sept. 17	at Houston	W, 48-30	7-12	58.3	2-4	50.0	3-3	100.0	2-3	66.7	0-2	0.0	0-0	0.0
Sept. 24	Duke	W, 35-27	6-10	60.0	1-3	33.3	3-3	100.0	1-1	100.0	1-3	33.3	0-0	0.0
Oct. 1	Iowa St.	W, 14-11	3-10	30.0	1-2	50.0	2-4	50.0	0-2	0.0	0-2	0.0	0-0	0.0
Oct. 8	TCU	L, 31-38	5-14	35.7	0-2	0.0	1-3	33.3	2-4	50.0	2-5	40.0	0-0	0.0
Oct. 15	at Oklahoma	L, 42-52	5-11	45.5	2-3	66.7	1-3	33.3	0-3	0.0	2-2	100.0	0-0	0.0
Oct. 22	at Baylor	L, 23-35	6-11	54.5	1-3	33.3	0-2	0.0	4-4	100.0	1-2	50.0	0-0	0.0
Nov. 5	Oklahoma St.	W, 37-16	6-14	42.9	3-5	60.0	0-1	0.0	2-4	50.0	1-4	25.0	0-0	0.0
Nov. 12	at Texas Tech	L, 28-43	6-13	46.2	0-2	0.0	2-3	66.7	2-4	50.0	2-4	50.0	0-0	0.0
Nov. 19	Texas	L, 14-55	4-11	36.4	1-4	25.0	2-3	66.7	0-2	0.0	1-2	50.0	0-0	0.0
Nov. 26	at Kansas St.	L, 27-47	6-12	50.0	1-1	100.0	2-4	50.0	3-5	60.0	0-2	0.0	0-0	0.0
Dec. 28	vs Arkansas	L (OT), 53-55	9-17	52.9	0-1	0.0	3-4	75.0	2-4	50.0	3-6	50.0	0-0	0.0
Kansas			80-158	50.6	13-33	39.4	27-42	64.3	24-44	54.5	14-36	38.9	1-2	50.0
Opponents			92-194	47.4	25-45	55.6	19-48	39.6	21-43	48.8	27-57	47.4	0-1	0.0

KANSAS FOURTH DOWN CONVERSIONS

DATE	OPPONENT	SCORE	OVERALL	PCT.	1ST QTR	PCT.	2ND QTR	PCT.	3RD QTR	PCT.	4TH QTR	PCT.	OT	PCT.
Sept. 2	Tenn. Tech	W, 56-0	0-1	0.0	0-0	0.0	0-1	0.0	0-0	0.0	0-0	0.0	0-0	0.0
Sept. 10	West Virginia	W, 55-42	1-1	100.0	0-0	0.0	0-0	0.0	0-0	0.0	0-0	0.0	0-0	0.0
Sept. 17	Houston	W, 48-10	1-1	100.0	0-0	0.0	0-0	0.0	1-1	100.0	0-0	0.0	0-0	0.0
Sept. 24	Duke	W, 35-27	1-2	50.0	1-2	50.0	0-0	0.0	0-0	0.0	0-0	0.0	0-0	0.0
Oct. 1	Iowa State	W, 14-11	0-0	0.0	0-0	0.0	0-0	0.0	0-0	0.0	0-0	0.0	0-0	0.0
Oct. 8	TCU	L, 31-38	1-3	33.3	0-0	0.0	0-1	0.0	0-0	0.0	1-2	50.0	0-0	0.0
Oct. 15	Oklahoma	L, 42-52	0-0	0.0	0-0	0.0	0-0	0.0	0-0	0.0	0-0	0.0	0-0	0.0
Oct. 22	Baylor	L, 23-35	0-1	0.0	0-0	0.0	0-0	0.0	0-0	0.0	0-1	0.0	0-0	0.0
Nov. 5	Oklahoma St.	W, 37-16	2-2	100.0	0-0	0.0	0-0	0.0	2-2	100.0	0-0	0.0	0-0	0.0
Nov. 12	Texas Tech	L, 28-43	1-3	33.3	1-1	100.0	0-1	0.0	0-0	0.0	0-1	0.0	0-0	0.0
Nov. 19	Texas	L, 14-55	0-2	0.0	0-1	0.0	0-0	0.0	0-1	0.0	0-0	0.0	0-0	0.0
Nov. 26	Kansas State	L, 27-47	1-1	100.0	0-0	0.0	0-0	0.0	1-1	100.0	0-0	0.0	0-0	0.0
Dec. 28	vs Arkansas	L (OT), 53-55	1-2	50.0	0-0	0.0	0-0	0.0	0-0	0.0	0-1	0.0	0-0	0.0
Kansas			9-19	47.4	3-5	60.0	0-3	0.0	4-5	80.0	1-5	20.0	1-1	100.0
Opponents			19-28	67.9	3-4	75.0	4-7	57.1	6-7	85.7	6-10	60.0	0-0	0.0

KANSAS TIME OF POSSESSION

DATE	OPPONENT	SCORE	OVERALL	1ST QTR	2ND QTR	3RD QTR	4TH QTR	OT
Sept. 2	Tenn. Tech	W, 56-10	24:24	2:24	10:14	5:53	5:35	--
Sept. 10	West Virginia	W, 55-42	27:33	2:36	12:31	8:04	4:21	--
Sept. 17	Houston	W, 48-30	31:27	7:07	9:12	7:41	7:27	--
Sept. 24	Duke	W, 35-27	29:32	10:47	6:16	1:02	11:27	--
Oct. 1	Iowa State	W, 14-11	24:58	3:35	9:25	6:51	5:07	--
Oct. 8	TCU	L, 31-38	33:59	3:59	9:27	9:55	10:38	--
Oct. 15	Oklahoma	L, 42-52	29:41	8:17	8:37	7:24	5:23	--
Oct. 22	Baylor	L, 23-35	19:50	8:15	2:50	1:07	7:38	--
Nov. 5	Oklahoma St.	W, 37-16	35:09	9:00	5:20	7:52	12:57	--
Nov. 12	Texas Tech	L, 28-43	28:33	4:50	8:43	8:48	6:12	--
Nov. 19	Texas	L, 14-55	28:02	6:59	7:43	7:02	6:18	--
Nov. 26	Kansas State	L, 27-47	31:00	6:11	11:26	2:57	10:26	--
Dec. 28	vs Arkansas	L, (OT) 53-55	30:55	05:08	09:01	07:02	9:44	--
	Kansas		375:03	79:26	110:46	81:38	103:13	--
		Avg.	28:51	06:07	08:31	06:17	07:56	--
	Opponents	Total	404:57	95:15	104:33	80:05	125:04	--
		Avg.	31:09	07:20	08:03	06:10	09:37	--

SEASON GAME HIGHS

Kansas individuals

Rushes	32	Devin Neal vs. Oklahoma State (Nov. 5, 2022)
Yards Rushing	224	Devin Neal vs. Oklahoma State (Nov. 5, 2022)
TD Rushes	2	Devin Neal at Kansas State (Nov. 26, 2022)
		Jalon Daniels at Houston (Sept. 17, 2022)
		Devin Neal vs. Tennessee Tech (Sept. 2, 2022)
		Devin Neal at West Virginia (Sept. 10, 2022)
		Daniel Hishaw Jr. at West Virginia (Sept. 10, 2022)
		Devin Neal vs. Tennessee Tech (Sept. 2, 2022)
Long Rush	80	Jalon Daniels vs. Arkansas (N) (12/28/2022)
Pass Attempts	55	Jalon Daniels vs. Arkansas (N) (12/28/2022)
Pass Completions	37	Jalon Daniels vs. Arkansas (N) (12/28/2022)
Yards Passing	544	Jalon Daniels vs. Arkansas (N) (12/28/2022)
TD Passes	5	Jalon Daniels vs. Arkansas (N) (12/28/2022)
Long Pass	73	Jalon Daniels vs. Duke (Sept. 24, 2022)
Receptions	7	Luke Grimm vs. Oklahoma State (Nov. 5, 2022)
Yards Receiving	113	Lawrence Arnold at Oklahoma (Oct. 15, 2022)
TD Receptions	2	Lawrence Arnold at Oklahoma (Oct. 15, 2022)
		Mason Fairchild at Oklahoma (Oct. 15, 2022)
		Quentin Skinner vs. TCU (Oct. 8, 2022)
Long Reception	73	Daniel Hishaw vs. Duke (Sept. 24, 2022)
Field Goals	2	Jacob Borcila at Houston (Sept. 17, 2022)
Long Field Goal	33	Jacob Borcila at Houston (Sept. 17, 2022)
Punts	6	Reis Vernon vs. Iowa State (Oct. 1, 2022)
Punting Avg	45.0	Reis Vernon vs. Duke (Sept. 24, 2022)
Long Punt	60	Reis Vernon at Oklahoma (Oct. 15, 2022)
Punts Inside 20	3	Reis Vernon vs. Iowa State (Oct. 1, 2022)
Long Punt Return	16	OJ Burroughs vs. Duke (Sept. 24, 2022)
Long Kickoff Return	38	Kenny Logan Jr. vs. Tennessee Tech (Sept. 2, 2022)
Tackles	14	Kenny Logan Jr. at Oklahoma (Oct. 15, 2022)
Sacks	3	Lonnie Phelps vs. Tennessee Tech (Sept. 2, 2022)
Tackles For Loss	4	Lonnie Phelps vs. Tennessee Tech (Sept. 2, 2022)
Interceptions	1	Eriq Gilyard vs. Tennessee Tech (Sept. 2, 2022)

Kansas Team

Rushes	46	Oklahoma St. (11/05/2022)
Yards Rushing	351	Oklahoma St. (11/05/2022)
Yards Per Rush	9.9	Tennessee Tech (09/02/2022)
TD Rushes	6	Tennessee Tech (09/02/2022)
Pass Attempts	56	vs Arkansas (N) (12/28/2022)
Pass Completions	37	vs Arkansas (N) (12/28/2022)
Yards Passing	544	vs Arkansas (N) (12/28/2022)
Yards Per Pass	14.1	Duke (09/24/2022)
TD Passes	5	vs Arkansas (N) (12/28/2022)
Total Plays	90	vs Arkansas (N) (12/28/2022)
Total Offense	603	vs Arkansas (N) (12/28/2022)
Yards Per Play	10.2	Tennessee Tech (09/02/2022)
Points	56	Tennessee Tech (09/02/2022)
Sacks By	5	Iowa St. (10/01/2022)
		Tennessee Tech (09/02/2022)
		vs Arkansas (N) (12/28/2022)
First Downs	31	at Texas Tech (11/12/2022)
Penalties	10	Duke (09/24/2022)
Penalty Yards	83	Tennessee Tech (09/02/2022)
Turnovers	3	vs Arkansas (N) (12/28/2022)
		vs Arkansas (N) (12/28/2022)
Punts	6	Iowa St. (10/01/2022)
Punting Avg	48.0	at Texas Tech (11/12/2022)
Long Punt	60	at Oklahoma (10/15/2022)
Punts Inside 20	3	Iowa St. (10/01/2022)
Long Punt Return	16	Duke (09/24/2022)

Opponent Individuals

Rushes	31	Richard Reese at Baylor (Oct. 22, 2022)
Yards Rushing	243	Bijan Robinson vs. Texas (Nov. 19, 2022)
TD Rushes	4	Bijan Robinson vs. Texas (Nov. 19, 2022)
Long Rush	70	Jonathan Brooks vs. Texas (Nov. 19, 2022)
Pass Attempts	48	Hunter Dekkers vs. Iowa State (Oct. 1, 2022)
Pass Completions	30	Hunter Dekkers vs. Iowa State (Oct. 1, 2022)
Yards Passing	403	Dillon Gabriel at Oklahoma (Oct. 15, 2022)
TD Passes	3	Max Duggan vs. TCU (Oct. 8, 2022)
		JT Daniels at West Virginia (Sept. 10, 2022)
Long Pass	80	Will Howard at Kansas State (Nov. 26, 2022)
Receptions	14	Quentin Johnson vs. TCU (Oct. 8, 2022)
Yards Receiving	206	Quentin Johnson vs. TCU (Oct. 8, 2022)
TD Receptions	2	Bryce Ford-Wheaton at West Virginia (Sept. 10, 2022)
Long Reception	80	Deuce Vaughn at Kansas State (Nov. 26, 2022)
Field Goals	3	Trey Wolff at Texas Tech (Nov. 12, 2022)
Long Field Goal	51	at Texas Tech (Nov. 12, 2022)
Punts	6	Nicholas Bigelow vs. Tennessee Tech (Sept. 2, 2022)
Punting Avg	62.7	Ty Zentner at Kansas State (Nov. 26, 2022)
Long Punt	72	Ty Zentner at Kansas State (Nov. 26, 2022)
Punts Inside 20	2	Max Fletcher vs. Arkansas (Dec. 28, 2022)
		Ty Zentner at Kansas State (Nov. 26, 2022)
		Laine Wilkins at Houston (Sept. 17, 2022)
Long Punt Return	22	Xavier Worthy vs. Texas (Nov. 19, 2022)
		Gavin Holmes at Baylor (Oct. 22, 2022)
Long Kickoff Return	69	Malik Knowles at Kansas State (Nov. 26, 2022)
Tackles	11	Kendal Daniels vs. Oklahoma State (Nov. 5, 2022)
		Jason Taylor II vs. Oklahoma State (Nov. 5, 2022)
Sacks	2	Jesiah Pierre at Texas Tech (Nov. 12, 2022)
Tackles For Loss	2	Dadrion Taylor-Demerson at Texas Tech (Nov. 12, 2022)
		Jesiah Pierre at Texas Tech (Nov. 12, 2022)
		David Ugwoegbu at Oklahoma (Oct. 15, 2022)
		Danny Stutsman at Oklahoma (Oct. 15, 2022)
		Sean Martin at West Virginia (Sept. 10, 2022)
Interceptions	1	Eight Occurrences

Opponent Team

Rushes	57	Texas (11/19/2022)
		at Baylor (10/22/2022)
		at Oklahoma (10/15/2022)
Yards Rushing	427	Texas (11/19/2022)
Yards Per Rush	7.6	vs Arkansas (N) (12/28/2022)
TD Rushes	6	Texas (11/19/2022)
Pass Attempts	48	Iowa St. (10/01/2022)
Pass Completions	30	Iowa St. (10/01/2022)
Yards Passing	403	at Oklahoma (10/15/2022)
Yards Per Pass	10.1	at Kansas St. (11/26/2022)
TD Passes	3	at West Virginia (09/10/2022)
		TCU (10/08/2022)
Total Plays	100	at Oklahoma (10/15/2022)
Total Offense	701	at Oklahoma (10/15/2022)
Yards Per Play	8.4	vs Arkansas (N) (12/28/2022)
Points	55	Texas (11/19/2022)
Sacks By	3	vs Arkansas (N) (12/28/2022)
		at Texas Tech (11/12/2022)
		vs Arkansas (N) (12/28/2022)
First Downs	36	at Oklahoma (10/15/2022)
Penalties	10	at Houston (09/17/2022)
Penalty Yards	73	at Houston (09/17/2022)
Turnovers	4	Oklahoma St. (11/05/2022)
Punts	6	Tennessee Tech (09/02/2022)
		vs Arkansas (N) (12/28/2022)
Punting Avg	62.7	at Kansas St. (11/26/2022)
Long Punt	72	at Kansas St. (11/26/2022)
Punts Inside 20	2	at Kansas St. (11/26/2022)
		at Houston (09/17/2022)
		vs Arkansas (N) (12/28/2022)
Long Punt Return	22	at Baylor (10/22/2022)
		at Texas Tech (11/12/2022)

GAME 1



56



10



SEPT. 2, 2022



SCORING SUMMARY

TEAM	TD/FG	QTR	TIME		DRIVE	TTU	KU
KU	TD	1st	11:26	Devin Neal 19 yd. Run (Jacob Borcila Kick)	4 Plays, 40 Yards, 1:53	0	7
KU	TD	1st	9:06	Daniel Hishaw Jr. 9 Yd Run (Jacob Borcila Kick)	2 Plays, 65 Yards, 0:49	0	14
KU	TD	1st	4:42	Cobee Bryant 61 Yd Return of Missed Field Goal (Jacob Borcila Kick)	10 Plays, 42 yds, 4:24	0	21
TTU	FG	2nd	14:07	Devin Parker 28 Yd Field Goal	7 Plays, 23 Yards, 3:14	3	21
KU	TD	2nd	3:23	Jalon Daniels 11 Yd Run (Jacob Borcila Kick)	6 Plays, 22 Yards, 3:24	3	28
KU	TD	2nd	0:07	Mason Fairchild 2 Yd pass from Jalon Daniels (Jacob Borcila Kick)	7 Plays, 63 Yards, 1:29	3	35
KU	TD	3rd	4:21	Devin Neal 80 Yd Run (Jacob Borcila Kick)	1 Play, 80 Yards, 0:13	3	42
KU	TD	4th	13:25	Sevion Morrison 11 Yd Run (Jacob Borcila Kick)	4 Plays, 76 Yards, 2:01	3	49
KU	TD	4th	9:46	Jason Bean 7 Yd Run (Jacob Borcila Kick)	4 Plays, 25 Yards, 2:42	3	56
TTU	TD	4th	5:00	Heath Price 4 Yd pass from Jeremiah Oatsvall (Devin Parker Kick)	9 Plays, 75 Yards, 4:46	10	56

TEAM STATS

	TTU	KU
First Downs	14	21
Rushing	4	10
Passing	8	10
Penalty	2	1
Net Yards Rushing	93	297
Rushing Attempts	43	30
Average Per Rush	2.2	9.9
Rushing Touchdowns	0	6
Yards Gained Rushing	129	304
Yards Lost Rushing	36	7
Net Yards Passing	97	205
Completions-Attempts-Int	15-26-1	16-19-1
Average Per Attempt	3.71	0.8
Average Per Completion 6.5	12.8	
Passing Touchdowns	1	1
Total Offense Yards	190	502
Total Offense Plays	69	49
Average Gain Per Play	2.8	10.2
Fumbles: Number-Lost	0-0	2-2
Penalties: Number-Yards	4-19	4-40
Punts-Yards	7-226	0-0
Average Yards Per Punt	32.3	0.0
Net Yards Per Punt	32.7	0
Inside 20	0	0
50+ Yards	0	0
Touchbacks	0	0
Fair catch	4	0
Kickoffs-Yards	3-184	9-560
Average Yards Per Kickoff	61.3	62.2
Net Yards Per Kickoff	35.7	39.4
Touchbacks	1	7
Fair Catch Yards	14	4
Punt Returns: Number-Yards-TD	0-0-0	1--3-0
Average Per Return	0.0	-3.0
Kickoff Returns: Number-Yds-TD	1-26-0	1-38-0
Average Per Return	26.0	38.0
Interceptions: Number-Yds-TD	1-1-0	1-11-0
Fumble Returns: Number-Yds-TD	0-0-0	0-0-0
Miscellaneous Yards	0	61
Possession Time	35:36	24:24
1st Quarter	12:18	02:42
2nd Quarter	04:46	10:14
3rd Quarter	08:41	06:19
4th Quarter	09:51	05:09
Third-Down Conversions	4-17	6-8
Fourth-Down Conversions	1-1	0-1
Red-Zone Scores-Chances	2-4	6-7
Touchdowns	1-4	6-7
Field goals	1-4	0-7
Sacks By: Number-Yards	0-0	5-25
PAT Kicks	1-1	8-8
2Pts Conversions	0-0	0-0
Field Goals	1-3	0-1
Points off Turnover	3	7

PASSING STATS

	COMP./ATT./INT.	YARDS	TD	LONG	SACK
Jalon Daniels	15-18-1	189	1	56	0
Jason Bean	1-1-0	16	0	16	0
TOTAL	16-19-0	205	1	56	0

RUSHING STATS

	ATT.	YARDS	TD	LONG	AVG.
Devin Neal	4	108	2	80	27.0
Sevion Morrison	8	70	1	30	8.8
Daniel Hishaw Jr.	5	56	1	26	11.2
Jalon Daniels	3	29	1	21	9.7
Jason Bean	2	16	1	9	8.0
Ky Thomas	7	15	0	7	2.1
Torry Locklin	1	3	0	3	3.0
TOTAL	30	297	6	80	9.9

RECEIVING STATS

	REC.	YARDS	YAC	TD	LONG
Lawrence Arnold	4	56	16	0	21
Luke Grimm	2	27	8	0	27
Steven McBride	2	23	9	0	16
Kevin Terry	2	21	10	0	14
Mason Fairchild	2	6	1	1	4
Quentin Skinner	1	56	10	0	56
Devin Neal	1	10	12	0	10
Daniel Hishaw Jr.	1	5	3	0	5
Ky Thomas	1	7	7	0	7
TOTAL	16	205	75	1	56

DEFENSIVE STATS

	TACKLES	SACKS-YDS	TFL-YDS	FF/FR	INT
Lonnie Phelps	7	3.0-19	4.0-21	0-0	0
Rich Miller	6	0-0	0-0	0-0	0
Eriq Gilyard	5	0-0	1.0-1	0-0	1
Kenny Logan Jr.	4	0-0	0-0	0-0	0
Taiwan Berryhill	3	0-0	1.0-2	0-0	0
Jarrett Paul	3	0-0	0-0	0-0	0
Lorenzo McCaskill	3	0-0	0-0	0-0	0
Hayden Hatcher	3	0.5-2	1.5-5	0-0	0
Marvin Grant	2	0-0	0-0	0-0	0
Tommy Dunn Jr.	2	0-0	1.0-1	0-0	0
Malcolm Lee	2	0-0	0-0	0-0	0
Craig Young	2	0-0	0-0	0-0	0

GAME INFORMATION

Stadium	David Booth Kansas Memorial Stadium
Date	7 p.m., September 2, 2022
TV	Big 12 Now on ESPN+
Attendance	34,902
Time of Game	3:09

GAME 2

WV 42



55



SEPT. 10, 2022



SCORING SUMMARY

TEAM	TD/FG	QTR	TIME	DRIVE	KU	WVU
WVU	TD	1st	13:19	Sam James 59 Yd pass from JT Daniels (Casey Legg Kick)	0	7
WVU	TD	1st	5:03	CJ Donaldson 1 Yd Run (Casey Legg Kick)	0	14
KU	TD	2nd	14:57	Mason Fairchild 10 Yd pass from Jalon Daniels (Jacob Borcila Kick)	7	15
WVU	TD	2nd	13:15	Bryce Ford-Wheaton 67 Yd pass from JT Daniels (Casey Legg Kick)	7	21
KU	TD	2nd	8:26	Devin Neal 6 Yd Run (Jacob Borcila Kick)	14	28
WVU	TD	2nd	3:11	Bryce Ford-Wheaton 5 Yd pass from JT Daniels (Casey Legg Kick)	14	28
KU	TD	2nd	0:29	Devin Neal 17 Yd pass from Jalon Daniels (Jacob Borcila Kick)	21	28
KU	TD	3rd	11:32	Daniel Hishaw Jr. 3 Yd Run (Jacob Borcila Kick)	28	28
KU	TD	3rd	4:00	Devin Neal 2 Yd Run (Jacob Borcila Kick)	35	28
WVU	FG	4th	12:58	Casey Legg 27 Yd Field Goal	35	31
KU	TD	4th	10:59	Daniel Hishaw Jr. 30 Yd Run (Jacob Borcila Kick)	42	31
WVU	FG	4th	4:04	Casey Legg 28 Yd Field Goal	42	34
WVU	TD	4th	0:35	CJ Donaldson 1 Yd Run (JT Daniels Pass to Bryce Ford-Wheaton for Two-Point Conversion)	42	42
KU	TD	OT	--	Quentin Skinner 4 Yd pass from Jalon Daniels (Jacob Borcila Kick)	49	42
KU	TD	OT	--	Cobee Bryant 86 Yd Interception Return	55	42

TEAM STATS

	KU	WVU
First Downs	24	27
Rushing	7	4
Passing	15	19
Penalty	2	4
Net Yards Rushing	200	146
Rushing Attempts	36	38
Average Per Rush	5.6	3.8
Rushing Touchdowns	4	2
Yards Gained Rushing	204	146
Yards Lost Rushing	4	0
Net Yards Passing	219	355
Completions-Attempts-Int	18-29-0	28-40-1
Average Per Attempt	7.6	8.9
Average Per Completion	12.2	12.7
Passing Touchdowns	3	3
Total Offense Yards	419	501
Total Offense Plays	65	78
Average Gain Per Play	6.4	6.4
Fumbles: Number-Lost	1-0	1-1
Penalties: Number-Yards	6-70	8-65
Punts-Yards	3-129	1-35
Average Yards Per Punt	43.0	35.0
Net Yards Per Punt	43	35
Inside 20	1	0
50+ Yards	0	0
Touchbacks	0	0
Fair catch	2	0
Kickoff-Yards	7-440	8-453
Average Yards Per Kickoff	62.9	56.6
Net Yards Per Kickoff	41.4	40.6
Touchbacks	3	3
Fair Catch Yards	43	0
Punt Returns: Number-Yards-TD	0-0-0	1-0-0
Average Per Return	0.0	0.0
Kickoff Returns: Number-Yds-TD	2-30-0	2-32-0
Average Per Return	15.0	16.0
Interceptions: Number-Yds-TD	1-0-1	0-0-0
Fumble Returns: Number-Yds-TD	0-0-0	0-0-0
Miscellaneous Yards	0	0
Possession Time	27:33	32:27
1st Quarter	07:34	07:26
2nd Quarter	07:34	07:26
3rd Quarter	08:04	06:56
4th Quarter	04:21	10:39
Third-Down Conversions	11-15	8-15
Fourth-Down Conversions	1-1	3-3
Red-Zone Scores-Chances	6-6	5-6
Touchdowns	6-6	4-6
Field goals	0-6	2-6
Sacks By: Number-Yards	0-0	0-0
PAT Kicks	7-7	4-4
2Pts Conversions	0-0	1-1
Field Goals	0-0	2-2
Points off Turnover	13	0

PASSING STATS

	COMP./ATT./INT.	YARDS	TD	LONG	SACK
Jalon Daniels	18-29-0	219	3	40	0
TOTAL	18-29-0	219	3	40	0

RUSHING STATS

	ATT.	YARDS	TD	LONG	AVG.
Jalon Daniels	12	85	0	19	7.1
Daniel Hishaw Jr.	10	63	2	30	6.3
Devin Neal	10	42	2	7	4.2
Sevion Morrison	1	7	0	7	7.0
Ky Thomas	2	4	0	3	2.0
Team	1	0	-1	-1	-1.0
TOTAL	36	200	4	30	5.6

RECEIVING STATS

	REC.	YARDS	YAC	TD	LONG
Luke Grimm	6	66	7	0	30
Quentin Skinner	3	50	1	1	40
Lawrence Arnold	3	30	16	0	14
Jared Casey	2	23	14	0	14
Devin Neal	1	17	3	1	17
Kevin Terry	1	12	0	0	12
Tanaka Scott	1	11	5	0	11
Mason Fairchild	1	10	0	1	10
TOTAL	18	219	46	3	40

DEFENSIVE STATS

	TACKLES	SACKS-YDS	TFL-YDS	FF/FR	INT
Rich Miller	12	0-0	0-0	0-0	0
Kenny Logan Jr.	10	0-0	0-0	0-0	0
Craig Young	7	0-0	0-0	0-0	0
Mello Dotson	4	0-0	0-0	0-0	0
Kalon Gervin	4	0-0	0-0	0-0	0
Cobee Bryant	4	0-0	0-0	0-0	1
Caleb Sampson	4	0-0	0-0	0-0	0
OJ Burroughs	3	0-0	0-0	0-0	0
Sam Burt	3	0-0	0.5-3	0-0	0
Marvin Grant	3	0-0	0-0	0-0	0
Eriq Gilyard	3	0-0	0-0	0-0	0
Taiwan Berryhill	3	0-0	0.5-3	0-0	0

GAME INFORMATION

Stadium	Milan Puskar Stadium
Date	5 p.m., September 10, 2022
TV	Big 12 Now on ESPN+
Attendance	52,188
Time of Game	3:45

GAME 3

UH 30



48



SEPT. 17, 2022



SCORING SUMMARY

TEAM	TD/FG	QTR	TIME		DRIVE	KU	UH
UH	TD	1st	10:01	Ta'Zhawn Henry 34 Yd pass from Clayton Tune (Bubba Baxa Kick)	9 Plays, 82 Yards, 4:07	0	7
UH	TD	1st	7:18	Brandon Campbell 40 Yd Run (Bubba Baxa Kick)	3 Plays, 48 Yards, 1:08	0	14
KU	TD	1st	2:43	Jalon Daniels 12 Yd Run (Jacob Borcila Kick)	9 Plays, 75 Yards, 4:35	7	14
KU	TD	1st	1:06	Daniel Hishaw Jr. 8 Yd Run (Jacob Borcila Kick)	1 Play, 8 Yards, 0:00	14	14
KU	TD	2nd	9:01	Luke Grimm 5 Yd pass from Jalon Daniels (Jacob Borcila Kick)	10 Plays, 84 Yards, 5:06	21	14
KU	TD	2nd	1:16	Torry Locklin 60 Yd pass from Jalon Daniels (Jacob Borcila Kick)	7 Plays, 97 Yards, 3:51	28	14
UH	TD	3rd	10:30	Ta'Zhawn Henry 1 Yd Run (Bubba Baxa Kick)	10 Plays, 69 Yards, 4:23	28	21
KU	TD	3rd	4:24	Jalon Daniels 9 Yd Run (Jacob Borcila Kick)	10 Plays, 75 Yards, 6:06	35	21
KU	TD	3rd	2:39	Jared Casey 8 Yd pass from Jalon Daniels (Jacob Borcila Kick)	5 Plays, 23 Yards, 1:35	42	21
UH	TD	3rd	0:00	Clayton Tune 14 Yd Run (Bubba Baxa PAT failed)	5 Plays, 75 Yards, 2:39	42	27
KU	FG	4th	10:27	Jacob Borcila 22 Yd Field Goal	9 Plays, 70 Yards, 4:33	45	27
UH	FG	4th	4:56	Bubba Baxa 20 Yd Field Goal	13 Plays, 72 Yards, 5:25	45	30
KU	FG	4th	3:05	Jacob Borcila 33 Yd Field Goal	5 Plays, 31 Yards, 1:50	48	30

TEAM STATS

	KU	UH
First Downs	25	26
Rushing	14	12
Passing	7	12
Penalty	4	2
Net Yards Rushing	280	174
Rushing Attempts	43	39
Average Per Rush	6.5	4.5
Rushing Touchdowns	3	3
Yards Gained Rushing	297	190
Yards Lost Rushing	17	16
Net Yards Passing	158	272
Completions-Attempts-Int	14-23-0	22-31-1
Average Per Attempt	6.9	8.8
Average Per Completion	11.3	12.4
Passing Touchdowns	3	1
Total Offense Yards	438	446
Total Offense Plays	66	70
Average Gain Per Play	6.6	6.4
Fumbles: Number-Lost	2-0	1-1
Penalties: Number-Yards	2-25	10-73
Punts-Yards	2-86	3-125
Average Yards Per Punt	43.0	41.7
Net Yards Per Punt	43	41.7
Inside 20	1	2
50+ Yards	1	0
Touchbacks	0	0
Fair catch	1	0
Kickoff-Yards	9-561	5-325
Average Yards Per Kickoff	62.3	65.0
Net Yards Per Kickoff	40.6	40
Touchbacks	5	5
Fair Catch Yards	0	0
Punt Returns: Number-Yards-TD	0-0-0	0-0-0
Average Per Return	0.0	0.0
Kickoff Returns: Number-Yds-TD	0-0-0	4-79-0
Average Per Return	0/0	19.8
Interceptions: Number-Yds-TD	1-26-0	0-0-0
Fumble Returns: Number-Yds-TD	0-0-0	0-0-0
Miscellaneous Yards	0	0
Possession Time	31:27	28:33
1st Quarter	7:07	7:53
2nd Quarter	9:12	5:48
3rd Quarter	7:41	7:19
4th Quarter	7:27	7:33
Third-Down Conversions	7-12	7-12
Fourth-Down Conversions	1-1	0-1
Red-Zone Scores-Chances	7-7	3-3
Touchdowns	5-7	2-3
Field goals	2-7	1-3
Sacks By: Number-Yards	4-15	0-0
PAT Kicks	6-6	3-4
2Pts Conversions	0-0	0-0
Field Goals	2-2	1-1
Points off Turnover	7	0

PASSING STATS

	COMP./ATT./INT.	YARDS	TD	LONG	SACK
Jalon Daniels	14-23-0	158	3	60	0
TOTAL	14-23-0	158	3	60	0

RUSHING STATS

	ATT.	YARDS	TD	LONG	AVG.
Jalon Daniels	12	123	2	37	10.2
Devin Neal	14	54	0	26	3.9
Daniel Hishaw Jr.	11	51	1	16	4.6
Sevion Morrison	1	30	0	30	30.0
Quentin Skinner	1	18	0	18	18.0
Ky Thomas	2	6	0	5	3.0
Team	2	-2	0	0	-1.0
TOTAL	43	280	3	37	6.5

RECEIVING STATS

	REC.	YARDS	YAC	TD	LONG
Lawrence Arnold	3	24	8	0	10
Luke Grimm	2	6	9	1	5
Torry Locklin	1	60	34	1	60
Daniel Hishaw Jr.	1	17	14	0	17
Trevor Kardell	1	17	15	0	17
Sevion Morrison	1	13	10	0	13
Tanaka Scott	1	8	11	0	8
Jared Casey	1	8	0	1	8
Mason Fairchild	1	4	0	0	4
Ky Thomas	1	2	3	0	2
Quentin Skinner	1	-1	-1	0	0
TOTAL	14	158	103	3	60

DEFENSIVE STATS

	TACKLES	SACKS-YDS	TFL-YDS	FF/FR	INT
Rich Miller	9	0-0	0-0	0-0	0
Craig Young	7	1.0-2	1.0-2	0-0	0
Lonnie Phelps	5	0-0	1.0-1	0-0	0
Kenny Logan Jr.	5	0-0	0-0	0-0	1
Lorenzo McCaskill	4	0-0	0-0	0-0	0
Hayden Hatcher	4	0-0	0-0	0-0	0
Mello Dotson	3	0-0	0-0	0-0	0
Taiwan Berryhill	3	1.0-3	1.0-3	0-0	0
Jereme Robinson	3	1.0-2	1.0-2	1-1	0
Andrew Russell	2	0-0	0-0	0-0	0
Malcolm Lee	2	0-0	0-0	0-0	0
Caleb Sampson	2	1.0-8	1.0-8	0-0	0

GAME INFORMATION

Stadium	TDECU Stadium
Date	3 p.m., September 17, 2022
TV	ESPNU
Attendance	30,317
Time of Game	4:29



GAME 4



35

10 27



SEPT. 24, 2022

KANSAS
20

REED-ADAMS
55

SCORING SUMMARY

TEAM	TD/FG	QTR	TIME		DRIVE	DUKE	KU
KU	TD	1st	5:25	Trevor Kardell 6 Yd pass from Jalon Daniels (Jacob Borcila Kick)	7 Plays, 57 Yards, 3:16	0	7
DUKE	TD	1st	3:40	Jaylen Coleman 5 Yd Run (Charlie Ham Kick)	4 Plays, 66 Yards, 1:39	7	7
KU	TD	2nd	12:35	Daniel Hishaw Jr. 73 Yd pass from Jalon Daniels (Jacob Borcila Kick)	2 Plays, 76 Yards, 1:00	7	14
DUKE	FG	2nd	6:17	Charlie Ham 22 Yd Field Goal	12 Plays, 70 Yards, 6:18	10	14
KU	TD	2nd	1:04	Luke Grimm 19 Yd pass from Jalon Daniels (Jacob Borcila Kick)	11 Plays, 75 Yards, 5:13	10	21
DUKE	FG	2nd	0:03	Charlie Ham 37 Yd Field Goal	9 Plays, 55 Yards, 1:01	13	21
KU	TD	3rd	8:25	Lawrence Arnold 36 Yd pass from Jalon Daniels (Jacob Borcila Kick)	4 Plays, 62 Yards, 1:02	13	28
DUKE	TD	4th	8:54	Jordan Waters 3 Yd Run (Charlie Ham Kick)	10 Plays, 92 Yards, 4:40	20	28
KU	TD	4th	4:42	Jalon Daniels 3 Yd Run (Jacob Borcila Kick)	8 Plays, 75 Yards, 4:12	20	35
DUKE	TD	4th	2:40	Jalon Calhoun 27 Yd pass from Riley Leonard (Charlie Ham Kick)	7 Plays, 70 Yards, 1:57	27	35

TEAM STATS

	DUKE	KU
First Downs	23	23
Rushing	6	8
Passing	12	14
Penalty	5	1
Net Yards Rushing	139	204
Rushing Attempts	35	39
Average Per Rush	4.0	5.2
Rushing Touchdowns	2	1
Yards Gained Rushing	148	213
Yards Lost Rushing	9	9
Net Yards Passing	324	324
Completions-Attempts-Int	24-36-0	19-23-0
Average Per Attempt	9.0	14.1
Average Per Completion	13.5	17.1
Passing Touchdowns	1	4
Total Offense Yards	463	528
Total Offense Plays	71	62
Average Gain Per Play	6.5	8.5
Fumbles: Number-Lost	0-0	1-1
Penalties: Number-Yards	5-34	7-83
Punts-Yards	3-154	2-78
Average Yards Per Punt	51.3	39.0
Net Yards Per Punt	44.7	39
Inside 20	1	2
50+ Yards	1	0
Touchbacks	0	0
Fair catch	0	1
Kickoff-Yards	5-325	6-383
Average Yards Per Kickoff	65.0	63.8
Net Yards Per Kickoff	40	38.7
Touchbacks	5	3
Fair Catch Yards	0	0
Punt Returns: Number-Yards-TD	0-0-0	2-20-0
Average Per Return	0.0	10.0
Kickoff Returns: Number-Yds-TD	3-76-0	0-0-0
Average Per Return	25.3	0.0
Interceptions: Number-Yds-TD	0-0-0	0-0-0
Fumble Returns: Number-Yds-TD	0-0-0	0-0-0
Miscellaneous Yards	0	0
Possession Time	30:28	29:32
1st Quarter	4:13	10:47
2nd Quarter	8:44	6:16
3rd Quarter	9:48	5:12
4th Quarter	7:43	7:17
Third-Down Conversions	5-15	6-10
Fourth-Down Conversions	2-4	1-2
Red-Zone Scores-Chances	4-4	3-4
Touchdowns	2-4	3-4
Field goals	2-4	0-4
Sacks By: Number-Yards	1-4	1-6
PAT Kicks	3-3	5-5
2Pts Conversions	0-0	0-0
Field Goals	2-2	0-0
Points off Turnover	0	0

PASSING STATS

	COMP./ATT./INT.	YARDS	TD	LONG	SACK
Jalon Daniels	19-23-0	324	4	73	1
TOTAL	19-23-0	324	4	73	1

RUSHING STATS

	ATT.	YARDS	TD	LONG	AVG.
Jalon Daniels	11	83	1	30	7.5
Daniel Hishaw Jr.	10	61	0	17	6.1
Devin Neal	9	54	0	24	6.0
Steven McBride	1	4	0	4	4.0
Sevion Morrison	2	3	0	4	1.5
Torry Locklin	2	2	0	2	1.0
Jason Bean	1	1	0	1	1.0
Team	3	-4	0	0	-1.3
TOTAL	39	204	1	30	5.2

RECEIVING STATS

	REC.	YARDS	YAC	TD	LONG
Luke Grimm	5	63	10	1	19
Lawrence Arnold	4	84	40	1	36
Trevor Kardell	3	44	20	1	22
Jared Casey	3	24	22	0	23
Quentin Skinner	3	19	3	0	16
Daniel Hishaw Jr.	1	73	72	1	73
Tanaka Scott	1	13	0	0	13
Devin Neal	1	4	4	0	4
Torry Locklin	1	0	0	0	0
TOTAL	19	324	171	4	73

DEFENSIVE STATS

	TACKLES	SACKS-YDS	TFL-YDS	FF/FR	INT
Mello Dotson	9	1.0-2	1.0-2	0-0	0
Lonnie Phelps	6	1.0-6	1.0-6	0-0	0
OJ Burroughs	5	0-0	0-0	0-0	0
Craig Young	5	0-0	0-0	0-0	0
Rich Miller	4	0-0	0-0	0-0	0
Cobee Bryant	4	0-0	0-0	0-0	0
Marvin Grant	4	0-0	0-0	0-0	0
Kenny Logan Jr.	4	0-0	0-0	0-0	0
Caleb Sampson	3	0-0	0-0	0-0	0
Kalon Gervin	3	0-0	0-0	0-0	0
Gavin Potter	3	0.5-3	0.5-3	0-0	0
Jereme Robinson	2	0-0	0-0	0-0	0

GAME INFORMATION

Stadium	David Booth Kansas Memorial Stadium
Date	11 a.m., September 24, 2022
TV	FS1
Attendance	47,233
Time of Game	3:14

GAME 5



14



11



OCT. 1, 2022



SCORING SUMMARY

TEAM	TD/FG	QTR	TIME		DRIVE	ISU	KU
KU	TD	2nd	11:30	Daniel Hishaw Jr. 4 Yd Run (Jacob Borcila Kick)	7 Plays, 79 Yards, 3:59	0	7
KU	TD	2nd	5:25	Jalon Daniels 2 Yd Run (Jacob Borcila Kick)	4 Plays, 19 Yards, 2:31	0	14
ISU	TD	2nd	2:51	Easton Dean 9 Yd pass from Hunter Dekkers (Blake Clark Run for Two-Point Conversion)	6 Plays, 75 Yards, 2:34	8	14
ISU	FG	3rd	5:27	Jace Gilbert 35 Yd Field Goal	12 Plays, 62 Yards, 5:25	11	14

TEAM STATS

	ISU	KU
First Downs	20	10
Rushing	6	5
Passing	12	4
Penalty	2	1
Net Yards Rushing	26	112
Rushing Attempts	30	31
Average Per Rush	0.9	3.6
Rushing Touchdowns	0	2
Yards Gained Rushing	84	136
Yards Lost Rushing	58	24
Net Yards Passing	287	101
Completions-Attempts-Int	30-48-1	8-15-0
Average Per Attempt	6	6.7
Average Per Completion	9.6	12.6
Passing Touchdowns	1	0
Total Offense Yards	313	213
Total Offense Plays	78	46
Average Gain Per Play	4	4.6
Fumbles: Number-Lost	2-1	1-1
Penalties: Number-Yards	4-40	7-56
Punts-Yards	3-126	6-239
Average Yards Per Punt	42	39.8
Net Yards Per Punt	35.3	35.2
Inside 20	0	3
50+ Yards	0	0
Touchbacks	1	1
Fair catch	1	1
Kickoff-Yards	3-187	3-195
Average Yards Per Kickoff	62.3	65
Net Yards Per Kickoff	34.7	40
Touchbacks	1	3
Fair Catch Yards	0	0
Punt Returns: Number-Yards-TD	2-8-0	0-0-0
Average Per Return	4	0
Kickoff Returns: Number-Yds-TD	0-0-0	2-58-0
Average Per Return	0	29
Interceptions: Number-Yds-TD	0-0-0	1-0-0
Fumble Returns: Number-Yds-TD	0-0-0	0-0-0
Miscellaneous Yards	0	0
Possession Time	35:02	24:58
1st Quarter	10:56	4:04
2nd Quarter	6:04	8:56
3rd Quarter	8:09	6:51
4th Quarter	9:53	5:07
Third-Down Conversions	5-18	3-10
Fourth-Down Conversions	4-5	0-0
Red-Zone Scores-Chances	2-4	2-2
Touchdowns	1-4	2-2
Field goals	1-4	0-2
Sacks By: Number-Yards	1-6	5-38
PAT Kicks	0-0	2-2
2Pts Conversions	1-1	0-0
Field Goals	1-4	0-1
Points off Turnover	0	7

PASSING STATS

	COMP./ATT./INT.	YARDS	TD	LONG	SACK
Jalon Daniels	7-14-0	93	0	30	1
Jason Bean	1-1-0	8	0	8	0
TOTAL	8-15-0	101	0	30	1

RUSHING STATS

	ATT.	YARDS	TD	LONG	AVG.
Devin Neal	12	75	0	30	6.2
Daniel Hishaw	8	28	1	14	3.5
Jalon Daniels	8	9	1	6	1.1
Jason Bean	2	2	0	2	1.0
TOTAL	31	112	2	30	3.6

RECEIVING STATS

	REC.	YARDS	YAC	TD	LONG
Luke Grimm	4	46	11	0	25
Jared Casey	1	30	16	0	30
Douglas Emilien	1	11	15	0	11
Quentin Skinner	1	10	13	0	10
Tanaka Scott	1	4	6	0	4
TOTAL	8	101	61	0	30

DEFENSIVE STATS

	TACKLES	SACKS-YDS	TFL-YDS	FF/FR	INT
Ra'Mello Dotson	7	0.0-0	0.0-0	0/0	0
Rich Miller	7	0.0-0	0.5-1	0/0	0
Cobee Bryant	6	0.0-0	0.0-0	0/0	1
Craig Young	5	1.0-8	1.0-8	0/0	0
Kenny Logan Jr.	4	0.0-0	0.0-0	0/0	0
Malcolm Lee	4	0.0-0	1.0-5	0/0	0
Marvin Grant	4	0.0-0	0.0-0	0/0	0
Lonnie Phelps	3	1.0-3	1.0-3	0/0	0
OJ Burroughs	3	0.0-0	0.0-0	0/0	0
Kalon Gervin	3	0.0-0	0.0-0	0/0	0
Taiwan Berryhill	3	1.0-10	1.0-10	0/0	0
Jereme Robinson	3	0.5-5	1.0-5	0/0	0
Eddie Wilson	3	0.0-0	0.0-0	0/0	0
Sam Burt	2	1.5-12	1.5-12	0/0	0
Eriq Gilyard	2	0.0-0	0.0-0	0/0	0
Caleb Taylor	2	0.0-0	0.0-0	0/0	0
Zion Debose	1	0.0-0	1.0-4	0/0	0
Torry Locklin	0	0.0-0	0.0-0	0/1	0

GAME INFORMATION

Stadium	David Booth Kansas Memorial Stadium
Date	2:40 p.m., October 1, 2022
TV	ESPN2
Attendance	47,233
Time of Game	3:17



GAME 6



31



38



OCT. 8, 2022

SCORING SUMMARY

TEAM	TD/FG	QTR	TIME	DRIVE	TCU	KU
TCU	FG	1st	10:46	Griffin Kell 39 Yd Field Goal	10 Plays, 57 Yards, 4:10	3 0
TCU	TD	2nd	3:26	Kendre Miller 1 Yd Run (Griffin Kell Kick)	6 Plays, 99 Yards, 2:36	10 0
KU	FG	2nd	0:36	Jacob Borcila 40 Yd Field Goal	8 Plays, 53 Yards, 2:50	10 3
KU	TD	3rd	12:59	Mason Fairchild 12 Yd pass from Jason Bean (Jacob Borcila Kick)	4 Plays, 75 Yards, 2:01	10 10
KU	TD	3rd	7:36	Luke Grimm 8 Yd pass from Jason Bean (Jacob Borcila Kick)	5 Plays, 40 Yards, 2:06	10 17
TCU	TD	3rd	6:29	Derius Davis 51 Yd pass from Max Duggan (Griffin Kell Kick)	4 Plays, 61 Yards, 1:03	17 17
TCU	TD	3rd	3:59	Max Duggan 3 Yd Run (Griffin Kell Kick)	5 Plays, 26 Yards, 1:00	24 17
KU	TD	3rd	1:50	Quentin Skinner 38 Yd pass from Jason Bean (Jacob Borcila Kick)	4 Plays, 72 Yards, 2:05	24 24
TCU	TD	3rd	0:23	Taye Barber 25 Yd pass from Max Duggan (Griffin Kell Kick)	5 Plays, 50 Yards, 1:27	31 24
KU	TD	4th	4:21	Quentin Skinner 29 Yd pass from Jason Bean (Jacob Borcila Kick)	4 Plays, 61 Yards, 2:19	31 31
TCU	TD	4th	1:36	Quentin Johnson 24 Yd pass from Max Duggan (Griffin Kell Kick)	6 Plays, 68 Yards, 2:36	38 31

TEAM STATS

	TCU	KU
First Downs	21	22
Rushing	8	10
Passing	13	12
Penalty	0	0
Net Yards Rushing	144	189
Rushing Attempts	31	38
Average Per Rush	4.6	5.0
Rushing Touchdowns	2	0
Yards Gained Rushing	156	215
Yards Lost Rushing	12	26
Net Yards Passing	308	351
Completions-Attempts-Int	23-33-1	21-34-1
Average Per Attempt	9.3	10.3
Average Per Completion	13.4	16.7
Passing Touchdowns	3	4
Total Offense Yards	452	540
Total Offense Plays	64	72
Average Gain Per Play	7.1	7.5
Fumbles: Number-Lost	1-1	4-1
Penalties: Number-Yards	1-5	5-45
Punts-Yards	4-181	3-125
Average Yards Per Punt	45.2	41.7
Net Yards Per Punt	40.2	40.3
Inside 20	1	1
50+ Yards	1	0
Touchbacks	1	0
Fair catch	3	0
Kickoff-Yards	7-405	6-331
Average Yards Per Kickoff	57.9	55.2
Net Yards Per Kickoff	35.7	32.5
Touchbacks	4	0
Fair Catch Yards	0	0
Punt Returns: Number-Yards-TD	2-4-0	0-0-0
Average Per Return	2.0	0.0
Kickoff Returns: Number-Yds-TD	4-88-0	3-55-0
Average Per Return	22.0	18.3
Interceptions: Number-Yds-TD	1-0-0	1-0-0
Fumble Returns: Number-Yds-TD	0-0-0	0-0-0
Miscellaneous Yards	0	0
Possession Time	26:01	33:59
1st Quarter	11:01	03:59
2nd Quarter	05:33	09:27
3rd Quarter	04:42	10:18
4th Quarter	04:45	10:15
Third-Down Conversions	5-11	5-14
Fourth-Down Conversions	0-1	1-3
Red-Zone Scores-Chances	2-2	3-5
Touchdowns	2-2	2-5
Field goals	0-2	1-5
Sacks By: Number-Yards	1-5	1-9
PAT Kicks	5-5	4-4
2Pts Conversions	0-0	0-0
Field Goals	1-1	1-2
Points off Turnover	14	7

PASSING STATS

	COMP./ATT./INT.	YARDS	TD	LONG	SACK
Jason Bean	16-24-1	262	4	52	0
Jalon Daniels	5-10-0	89	0	48	1
TOTAL	21-34-1	351	4	52	1

RUSHING STATS

	ATT.	YARDS	TD	LONG	AVG.
Devin Neal	15	88	0	21	5.9
Sevion Morrison	1	40	0	40	40.0
Jason Bean	7	34	0	11	4.9
Ky Thomas	6	19	0	16	3.2
Jalon Daniels	7	6	0	5	0.9
Quentin Skinner	1	3	0	3	3.0
TOTAL	38	189	0	40	5.0

RECEIVING STATS

	REC.	YARDS	YAC	TD	LONG
Luke Grimm	6	73	31	1	31
Quentin Skinner	4	98	6	2	38
Mason Fairchild	3	80	39	1	48
Lawrence Arnold	3	41	24	0	26
Tanaka Scott	1	52	46	0	52
Sevion Morrison	1	1	7	0	1
Ky Thomas	1	1	3	0	1
Devin Neal	1	1	2	0	1
TOTAL	21	351	160	4	52

DEFENSIVE STATS

	TACKLES	SACKS-YDS	TFL-YDS	FF/FR	INT
Kenny Logan Jr.	12	0.0-0	0.0-0	1/1	0
Rich Miller	9	0.0-0	0.5-1	0/0	0
Craig Young	5	0.0-0	1.0-3	0/0	0
OJ Burroughs	5	0.0-0	0.5-1	0/0	1
Lonnie Phelps	5	1.0-9	1.5-10	0/0	0
Sam Burt	3	0.0-0	0.0-0	0/0	0
Eddie Wilson	3	0.0-0	0.5-1	0/0	0
Ra'Mello Dotson	3	0.0-0	0.0-0	0/0	0
Taiwan Berryhill	3	0.0-0	0.0-0	0/0	0
Kelan Robinson	2	0.0-0	0.0-0	0/0	0
Malcolm Lee	2	0.0-0	0.0-0	0/0	0
Eriq Gilyard	2	0.0-0	0.0-0	0/0	0
Marvin Grant	2	0.0-0	0.0-0	0/0	0
Jereme Robinson	2	0.0-0	0.0-0	0/0	0

GAME INFORMATION

Stadium	David Booth Kansas Memorial Stadium
Date	11:06 a.m., October 8, 2022
TV	FS1
Attendance	47,233
Time of Game	3:23



GAME 7

OU 52



42



OCT. 15, 2022

SCORING SUMMARY

TEAM	TD/FG	QTR	TIME	DRIVE	KU	OU
OU	TD	1st	12:14	Jovontae Barnes 1 Yd Run (Zach Schmit Kick)	0	7
KU	TD	1st	9:35	Lawrence Arnold 39 Yd pass from Jason Bean (Jacob Borcila)	7	7
OU	TD	1st	7:13	Eric Gray 2 Yd Run (Zach Schmit Kick)	7	14
KU	TD	1st	2:39	Devin Neal 11 Yd Run (Jacob Borcila Kick)	14	14
OU	TD	2nd	14:26	Jovontae Barnes 6 Yd Run (Zach Schmit Kick)	14	21
OU	TD	2nd	5:42	Theo Wease 24 Yd pass from Dillon Gabriel (Zach Schmit Kick)	14	28
OU	TD	2nd	2:40	Eric Gray 28 Yd Run (Zach Schmit Kick)	14	35
KU	TD	2nd	1:36	Mason Fairchild 18 Yd pass from Jason Bean (Jacob Borcila Kick)	21	35
OU	TD	3rd	10:16	Dillon Gabriel 1 Yd Run (Zach Schmit Kick)	21	42
KU	TD	3rd	5:56	Lawrence Arnold 28 Yd pass from Jason Bean (Jacob Borcila Kick)	28	42
OU	TD	3rd	2:36	Brayden Willis 26 Yd pass from Dillon Gabriel (Zach Schmit Kick)	28	49
KU	TD	4th	10:33	Ky Thomas 1 Yd Run (Jacob Borcila Kick)	35	49
OU	FG	4th	5:18	Zach Schmit 37 Yd Field Goal	35	52
KU	TD	4th	3:31	Mason Fairchild 9 Yd pass from Jason Bean (Jacob Borcila Kick)	42	52

TEAM STATS

	KU	OU
First Downs	22	36
Rushing	8	14
Passing	12	21
Penalty	2	1
Net Yards Rushing	165	298
Rushing Attempts	35	57
Average Per Rush	4.7	5.2
Rushing Touchdowns	2	5
Yards Gained Rushing	181	316
Yards Lost Rushing	16	18
Net Yards Passing	265	403
Completions-Attempts-Int	16-27-2	29-43-1
Average Per Attempt	9.8	9.4
Average Per Completion	16.6	13.9
Passing Touchdowns	4	2
Total Offense Yards	430	701
Total Offense Plays	62	100
Average Gain Per Play	6.9	7
Fumbles: Number-Lost	0-0	2-2
Penalties: Number-Yards	5-45	4-45
Punts-Yards	5-212	1-55
Average Yards Per Punt	42.4	55
Net Yards Per Punt	38.4	35
Inside 20	1	0
50+ Yards	1	1
Touchbacks	1	1
Fair catch	3	0
Kickoff-Yards	6-390	9-566
Average Yards Per Kickoff	65	62.9
Net Yards Per Kickoff	40.7	37.2
Touchbacks	5	8
Fair Catch Yards	0	0
Punt Returns: Number-Yards-TD	0-0-0	0-0-0
Average Per Return	0	0
Kickoff Returns: Number-Yds-TD	1-31-0	1-21-0
Average Per Return	31	21
Interceptions: Number-Yds-TD	1-17-0	2-0-0
Fumble Returns: Number-Yds-TD	0-0-0	0-0-0
Miscellaneous Yards	0	0
Possession Time	29:41	30:19
1st Quarter	8:17	6:43
2nd Quarter	8:37	6:23
3rd Quarter	7:24	7:36
4th Quarter	5:23	9:37
Third-Down Conversions	5-11	16-21
Fourth-Down Conversions	0-0	1-1
Red-Zone Scores-Chances	4-4	5-6
Touchdowns	4-4	4-6
Field goals	0-4	1-6
Sacks By: Number-Yards	1-6	1-9
PAT Kicks	6-6	7-7
2Pts Conversions	0-0	0-0
Field Goals	0-0	1-1
Points off Turnover	14	14

PASSING STATS

	COMP./ATT./INT.	YARDS	TD	LONG	SACK
Jason Bean	16-27-2	265	4	39	1
TOTAL	16-27-2	265	4	39	1

RUSHING STATS

	ATT.	YARDS	TD	LONG	AVG.
Devin Neal	12	84	1	46	7.0
Jason Bean	10	41	0	14	4.1
Quentin Skinner	0	20	0	20	0.0
Ky Thomas	9	18	1	6	2.0
Sevion Morrison	3	1	0	1	0.3
Tanaka Scott	1	1	0	1	1.0
TOTAL	35	165	2	46	4.7

RECEIVING STATS

	REC.	YARDS	YAC	TD	LONG
Mason Fairchild	6	106	14	2	27
Lawrence Arnold	5	113	17	2	39
Luke Grimm	1	19	18	0	19
Jared Casey	1	9	2	0	9
Torry Locklin	1	8	12	0	8
Quentin Skinner	1	7	4	0	7
Devin Neal	1	3	0	0	3
TOTAL	16	265	67	4	39

DEFENSIVE STATS

	TACKLES	SACKS-YDS	TFL-YDS	FF/FR	INT
Kenny Logan Jr.	14	0.0-0	1.0-2	0/0	1
Lorenzo McCaskill	12	0.0-0	0.5-1	0/0	0
Rich Miller	9	0.0-0	0.0-0	0/0	0
Ra'Mello Dotson	7	0.0-0	0.0-0	0/0	0
OJ Burroughs	7	0.0-0	0.0-0	0/0	0
Taiwan Berryhill	6	0.0-0	0.0-0	0/0	0
Marvin Grant	6	0.0-0	0.0-0	0/0	0
Kalon Gervin	5	0.0-0	0.0-0	0/0	0
Cobee Bryant	4	0.0-0	0.0-0	0/0	0
Jereme Robinson	4	0.0-0	0.0-0	0/0	0
Eddie Wilson	4	0.0-0	0.0-0	0/0	0
Malcolm Lee	4	0.0-0	0.0-0	0/0	0
Caleb Taylor	4	0.0-0	0.5-0	0/0	0
Craig Young	3	1.0-6	1.0-6	0/0	0

GAME INFORMATION

Stadium	Gaylord Family - Oklahoma Memorial Stadium
Date	11:01 a.m., October 15, 2022
TV	ESPN2
Attendance	83,874
Time of Game	3:49



GAME 8

Baylor 35



23



OCT. 22, 2022

SCORING SUMMARY

TEAM	TD/FG	QTR	TIME		DRIVE	KU	BU
BU	TD	1	11:05	Monaray Baldwin 17 Yd pass from Blake Shapen (John Mayers Kick)	7 Plays, 41 Yards, 2:52	0	7
BU	TD	1	10:15	Richard Reese 14 Yd Run (John Mayers Kick)	2 Plays, 25 Yards, 0:40	0	14
KU	FG	1	3:13	Jacob Borcila 30 Yd Field Goal	12 Plays, 62 Yards, 7:02	3	14
BU	TD	2	11:18	Kyron Drones 4 Yd Run (John Mayers Kick)	16 Plays, 73 Yards, 6:55	3	21
BU	TD	2	0:42	Jordan Nabors 10 Yd Run (John Mayers Kick)	15 Plays, 99 Yards, 7:23	3	28
KU	TD	3	7:35	Devin Neal 2 Yd Run (Jacob Borcila Kick)	3 Plays, 9 Yards, 1:07	10	28
KU	TD	4	14:33	Quentin Skinner 24 Yd pass from Jason Bean (Two-Point Failed)	11 Plays, 95 Yards, 4:07	16	28
KU	TD	4	6:29	Jason Bean 4 Yd Run (Jacob Borcila Kick)	8 Plays, 93 Yards, 2:56	23	28
BU	TD	4	2:37	Richard Reese 2 Yd Run (John Mayers Kick)	7 Plays, 69 Yards, 3:52	23	35

TEAM STATS

	KU	BU
First Downs	11	28
Rushing	2	17
Passing	8	11
Penalty	1	0
NET Yards Rushing	56	273
Rushing Attempts	22	57
Average Per Rush	2.5	4.8
Rushing Touchdowns	2	4
Yards Gained Rushing	63	302
Yards Lost Rushing	7	29
NET Yards Passing	232	164
Completions-Attempts-Int	16-27-0	17-26-2
Average Per Attempt	8.6	6.3
Average Per Completion	14.5	9.6
Passing Touchdowns	1	1
Total Offense Yards	288	437
Total Offense Plays	49	83
Average Gain Per Play	5.9	5.3
Fumbles: Number-Lost	3-2	1-1
Penalties: Number-Yards	5-31	3-30
Punts-Yards	3-104	1-46
Average Yards Per Punt	34.7	46.0
Net Yards Per Punt	27.3	46
Inside 20	1	1
50+ Yards	0	0
Touchbacks	0	0
Fair catch	0	0
KICKOFF-Yards	5-247	6-344
Average Yards Per Kickoff	49.4	57.3
Net Yards Per Kickoff	38.4	40.3
Touchbacks	2	4
Fair Catch Yards	5	0
Punt Returns: Number-Yards-TD	0-0-0	1-22-0
Average Per Return	0.0	22.0
Kickoff Returns: Number-Yds-TD	1-2-0	0-0-0
Average Per Return	2.0	0.0
Interceptions: Number-Yds-TD	2-18-0	0-0-0
Fumble Returns: Number-Yds-TD	1-49-0	1-18-0
Miscellaneous Yards	0	0
Possession Time	19:50	40:10
1st Quarter	08:15	06:45
2nd Quarter	02:50	12:10
3rd Quarter	04:47	10:13
4th Quarter	03:58	11:02
Third-Down Conversions	6-11	9-16
Fourth-Down Conversions	0-1	3-4
Red-Zone Scores-Chances	3-3	5-7
Touchdowns	2-3	5-7
Field goals	1-3	0-7
Sacks By: Number-Yards	2-22	1-3
PAT Kicks	2-2	5-5
2Pts Conversions	0-1	0-0
Field Goals	1-1	0-0
Points off Turnover	0	7

PASSING STATS

	COMP./ATT./INT.	YARDS	TD	LONG	SACK
Jason Bean	16-27-0	232	1	47	1
TOTAL	16-27-0	232	1	47	1

RUSHING STATS

	ATT.	YARDS	TD	LONG	AVG.
Devin Neal	10	32	1	7	3.2
Jason Bean	8	28	25	10	3.1
Sevion Morrison	2	3	3	2	1.5
Team	2	0	-4	0	-2.0
TOTAL	22	63	56	10	2.5

RECEIVING STATS

	REC.	YARDS	YAC	TD	LONG
Quentin Skinner	4	66	9	1	24
Lawrence Arnold	3	53	8	0	29
Trevor Wilson	2	52	4	0	47
Mason Fairchild	2	19	1	0	15
Jared Casey	1	20	9	0	20
Sevion Morrison	1	12	9	0	12
Kevin Terry	1	9	3	0	9
Tanaka Scott	1	3	7	0	3
Devin Neal	1	-2	0	0	0
Douglas Emilien	0	0	0	0	0
TOTAL	16	232	50	1	47

DEFENSIVE STATS

	TACKLES	SACKS-YDS	TFL-YDS	FF/FR	INT
Marvin Grant	11	0.0-0	0.0-0	0/0	0-0
Lonnie Phelps	8	0.0-0	0.0-0	0/0	0-0
Kenny Logan Jr.	8	0.0-0	0.0-0	0/0	0-0
Rich Miller	7	0.0-0	0.0-0	0/0	0-0
Lorenzo McCaskill	5	0.0-0	0.0-0	0/0	0-0
Eriq Gilyard	4	0.0-0	0.0-0	0/0	0-0
Ra'Mello Dotson	4	0.0-0	0.0-0	0/0	1-5
Craig Young	4	0.0-0	0.0-0	0/0	1-13
Taiwan Berryhill	4	0.0-0	1.0-3	0/0	0-0
O.J. Burroughs	3	0.0-0	0.0-0	0/0	0-0
Sam Burt	3	0.0-0	0.0-0	0/0	0-0
Jereme Robinson	2	1.0-15	1.0-15	1/1-49	0-0
Caleb Sampson	2	1.0-7	1.0-7	0/0	0-0
Malcolm Lee	2	0.0-0	0.0-0	0/0	0-0
Hayden Hatcher	2	0.0-0	0.0-0	0/0	0-0

GAME INFORMATION

Stadium	McLane Stadium
Date	11:01 a.m., October 22, 2022
TV	ESPN2
Attendance	45,882
Time of Game	3:12

GAME 9



37
16



NOV. 5, 2022



SCORING SUMMARY

TEAM	TD/FG	QTR	TIME	DRIVE	OSU	KU
KU	TD	1	11:21	Devin Neal 31 Yd Run (Jacob Borcila Kick)	4 Plays, 73 Yards, 1:32	0 7
KU	FG	1	0:09	Jacob Borcila 21 Yd Field Goal	16 Plays, 76 Yards, 6:09	0 10
OSU	TD	2	9:59	Stephon Johnson Jr. 8 Yd pass from Garret Rangel (T. Brown Kick)	15 Plays, 75 Yards, 5:10	7 10
KU	TD	2	9:10	Jason Bean 73 Yd Run (Jacob Borcila Kick)	2 Plays, 75 Yards, 0:49	7 17
KU	TD	2	0:22	Lawrence Arnold 8 Yd pass from Jason Bean (Jacob Borcila Kick)	7 Plays, 87 Yards, 3:04	7 24
KU	TD	3	7:08	Jared Casey 2 Yd pass from Jason Bean (Jacob Borcila Kick)	15 Plays, 75 Yards, 7:52	7 31
OSU	FG	3	3:27	Tanner Brown 35 Yd Field Goal	11 Plays, 54 Yards, 3:41	10 31
KU	FG	4	12:52	Jacob Borcila 20 Yd Field Goal	10 Plays, 72 Yards, 5:35	10 34
OSU	TD	4	9:21	Jaden Nixon 35 Yd pass from Garret Rangel (Conversion Failed)	10 Plays, 75 Yards, 3:31	16 34
KU	FG	4	5:00	Jacob Borcila 31 Yd Field Goal	7 Plays, 64 Yards, 4:16	16 37

TEAM STATS

	OSU	KU
First Downs	25	23
Rushing	7	12
Passing	16	10
Penalty	2	1
NET Yards Rushing	111	351
Rushing Attempts	35	46
Average Per Rush	3.2	7.6
Rushing Touchdowns	0	2
Yards Gained Rushing	125	364
Yards Lost Rushing	14	13
NET Yards Passing	304	203
Completions-Attempts-Int	27-40-3	18-23-0
Average Per Attempt	7.6	8.8
Average Per Completion	11.3	11.3
Passing Touchdowns	2	2
Total Offense Yards	415	554
Total Offense Plays	75	69
Average Gain Per Play	5.5	8.0
Fumbles: Number-Lost	1-1	1-0
Penalties: Number-Yards	1-15	5-40
Punts-Yards	2-87	3-94
Average Yards Per Punt	43.5	31.3
Net Yards Per Punt	33.5	24.7
Inside 20	0	1
50+ Yards	0	0
Touchbacks	1	1
Fair catch	1	0
KICKOFF-Yards	4-253	8-452
Average Yards Per Kickoff	63.2	56.5
Net Yards Per Kickoff	40.8	39.6
Touchbacks	3	5
Fair Catch Yards	0	10
Punt Returns: Number-Yards-TD	0-0-0	0-0-0
Average Per Return	0.0	0.0
Kickoff Returns: Number-Yds-TD	0-0-0	1-15-0
Average Per Return	0.0	15.0
Interceptions: Number-Yds-TD	0-0-0	3-50-0
Fumble Returns: Number-Yds-TD	0-0-0	0-0-0
Miscellaneous Yards	0	0
Possession Time	24:51	35:09
1st Quarter	06:00	09:00
2nd Quarter	09:40	05:20
3rd Quarter	03:41	11:19
4th Quarter	05:30	09:30
Third-Down Conversions	5-11	6-14
Fourth-Down Conversions	0-1	2-2
Red-Zone Scores-Chances	2-3	5-5
Touchdowns	1-3	2-5
Field goals	1-3	3-5
Sacks By: Number-Yards	0-0	2-8
PAT Kicks	1-1	4-4
2Pts Conversions	0-1	0-0
Field Goals	1-1	3-3
Points off Turnover	0	14

PASSING STATS

	COMP./ATT./INT.	YARDS	TD	LONG	SACK
Jason Bean	18-23-0	203	2	53	0
TOTAL	18-23-0	203	2	53	0

RUSHING STATS

	ATT.	YARDS	TD	LONG	AVG.
Devin Neal	32	224	1	42	7.0
Jason Bean	4	93	1	73	23.2
Ky Thomas	10	34	0	13	3.4
TOTAL	46	351	2	73	7.6

RECEIVING STATS

	REC.	YARDS	YAC	TD	LONG
Luke Grimm	7	65	14	0	18
Devin Neal	6	110	100	0	53
Lawrence Arnold	2	18	4	1	10
Jared Casey	2	6	2	1	4
Quentin Skinner	1	4	0	0	4
Torry Locklin	0	0	0	0	0
Mason Fairchild	0	0	0	0	0
TOTAL	18	203	120	2	53

DEFENSIVE STATS

	TACKLES	SACKS-YDS	TFL-YDS	FF/FR	INT
Kenny Logan Jr.	8	0.0-0	0.0-0	0/0	0-0
Rich Miller	6	1.0-4	1.0-4	0/0	1-37
Cobee Bryant	6	0.0-0	0.5-1	0/0	1-0
Craig Young	5	0.5-2	0.5-2	0/0	0-0
Lorenzo McCaskill	5	0.0-0	0.0-0	0/1-0	0-0
Jereme Robinson	4	0.0-0	2.0-5	0/0	0-0
Lonnie Phelps	3	0.0-0	0.0-0	0/0	0-0
Ra'Mello Dotson	3	0.0-0	0.0-0	0/0	1-13
Tommy Dunn Jr.	3	0.5-2	0.5-2	0/0	0-0
Marvin Grant	2	0.0-0	0.0-0	0/0	0-0
Zion DeBose	2	0.0-0	0.0-0	0/0	0-0
Hayden Hatcher	2	0.0-0	0.5-0	0/0	0-0

GAME INFORMATION

Stadium	David Booth Kansas Memorial Stadium
Date	2:36 p.m., November 5, 2022
TV	FS1
Attendance	43,606
Time of Game	3:16



GAME 10

T 43

KU 28

NOV. 12, 2022



SCORING SUMMARY

TEAM	TD/FG	QTR	TIME	DRIVE	KU	TTU
TTU	TD	1	11:51	Donovan Smith 6 Yd Run (Trey Wolff Kick)	0	7
KU	TD	1	9:40	Jared Casey 66 Yd pass from Jason Bean (Jacob Borcila Kick)	7	7
TTU	FG	1	5:53	Trey Wolff 33 Yd Field Goal	7	10
TTU	TD	1	0:48	SaRodorick Thompson 36 Yd Run (Trey Wolff Kick)	7	17
TTU	TD	2	9:36	Mason Tharp 1 Yd pass from Tyler Shough (Trey Wolff Kick)	7	24
KU	TD	2	5:44	Jason Bean 16 Yd Run (Jacob Borcila Kick)	14	24
KU	TD	2	2:31	Luke Grimm 3 Yd pass from Jason Bean (Jacob Borcila Kick)	21	24
TTU	FG	2	0:00	Trey Wolff 51 Yd Field Goal	21	27
TTU	TD	4	14:52	Tyler Shough 9 Yd Run (Two-Point Run Conversion Failed)	21	33
KU	TD	4	8:06	Quentin Skinner 20 Yd pass from Jason Bean (Jacob Borcila Kick)	28	33
TTU	FG	4	4:19	Trey Wolff 30 Yd Field Goal	28	36
TTU	TD	4	3:33	Tahj Brooks 5 Yd Run (Trey Wolff Kick)	28	43

TEAM STATS

	KU	TTU
First Downs	25	23
Rushing	7	12
Passing	16	10
Penalty	2	1
NET Yards Rushing	111	351
Rushing Attempts	35	46
Average Per Rush	3.2	7.6
Rushing Touchdowns	0	2
Yards Gained Rushing	125	364
Yards Lost Rushing	14	13
NET Yards Passing	304	203
Completions-Attempts-Int	27-40-3	18-23-0
Average Per Attempt	7.6	8.8
Average Per Completion	11.3	11.3
Passing Touchdowns	2	2
Total Offense Yards	415	554
Total Offense Plays	75	69
Average Gain Per Play	5.5	8.0
Fumbles: Number-Lost	1-1	1-0
Penalties: Number-Yards	1-15	5-40
Punts-Yards	2-87	3-94
Average Yards Per Punt	43.5	31.3
Net Yards Per Punt	33.5	24.7
Inside 20	0	1
50+ Yards	0	0
Touchbacks	1	1
Fair catch	1	0
KICKOFF-Yards	4-253	8-452
Average Yards Per Kickoff	63.2	56.5
Net Yards Per Kickoff	40.8	39.6
Touchbacks	3	5
Fair Catch Yards	0	10
Punt Returns: Number-Yards-TD	0-0-0	0-0-0
Average Per Return	0.0	0.0
Kickoff Returns: Number-Yds-TD	0-0-0	1-15-0
Average Per Return	0.0	15.0
Interceptions: Number-Yds-TD	0-0-0	3-50-0
Fumble Returns: Number-Yds-TD	0-0-0	0-0-0
Miscellaneous Yards	0	0
Possession Time	24:51	35:09
1st Quarter	06:00	09:00
2nd Quarter	09:40	05:20
3rd Quarter	03:41	11:19
4th Quarter	05:30	09:30
Third-Down Conversions	5-11	6-14
Fourth-Down Conversions	0-1	2-2
Red-Zone Scores-Chances	2-3	5-5
Touchdowns	1-3	2-5
Field goals	1-3	3-5
Sacks By: Number-Yards	0-0	2-8
PAT Kicks	1-1	4-4
2Pts Conversions	0-1	0-0
Field Goals	1-1	3-3
Points off Turnover	0	14

PASSING STATS

	COMP./ATT./INT.	YARDS	TD	LONG	SACK
Jason Bean	17-28-1	270	3	66	2
Ethan Vasko	3-5-0	13	0	9	1
TOTAL	20-33-1	283	3	66	3

RUSHING STATS

	ATT.	YARDS	TD	LONG	AVG.
Devin Neal	24	190	0	63	7.9
Ky Thomas	1	40	0	40	40.0
Jason Bean	4	10	1	16	2.5
Ethan Vasko	2	6	0	17	3.0
Kevin Terry	1	-4	0	0	-4.0
TOTAL	32	242	1	63	7.6

RECEIVING STATS

	REC.	YARDS	YAC	TD	LONG
Mason Fairchild	5	49	17	0	23
Lawrence Arnold	4	110	46	0	60
Devin Neal	4	8	22	0	9
Quentin Skinner	3	29	0	1	20
Luke Grimm	3	21	4	1	17
Jared Casey	1	66	46	1	66
Torry Locklin	0	0	0	0	0
Trevor Kardell	0	0	0	0	0
TOTAL	20	283	135	3	66

DEFENSIVE STATS

	TACKLES	SACKS-YDS	TFL-YDS	FF/FR	INT
Kenny Logan Jr.	11	0.0-0	0.0-0	0/0	0-0
Taiwan Berryhill	8	0.0-0	1.0-3	0/0	0-0
Rich Miller	6	0.0-0	0.0-0	0/0	0-0
Lonnie Phelps	5	0.0-0	1.0-4	0/0	0-0
Ra'Mello Dotson	5	0.0-0	0.0-0	0/0	0-0
Cobee Bryant	4	0.0-0	0.0-0	1/0	0-0
Craig Young	4	0.0-0	0.0-0	0/0	0-0
O.J. Burroughs	3	0.0-0	0.0-0	0/0	0-0
Caleb Sampson	3	0.0-0	0.0-0	0/0	0-0
Malcolm Lee	3	1.0-5	1.0-5	0/0	0-0
Sam Burt	3	0.0-0	0.0-0	0/0	0-0
Lorenzo McCaskill	3	0.0-0	0.0-0	0/0	0-0

GAME INFORMATION

Stadium	Jones AT&T Stadium
Date	6:02 p.m., November 12, 2022
TV	Big 12 ESPN+
Attendance	55,613
Time of Game	4:00



GAME 11



14



55

NOV. 19, 2022

SCORING SUMMARY

TEAM	TD/FG	QTR	TIME		DRIVE	UT	KU
UT	TD	1st	7:50	Bijan Robinson 2 Yd Run (Bert Auburn Kick)	9 Plays, 68 Yards, 3:58	7	0
UT	TD	1st	5:33	Bijan Robinson 17 Yd Run (Bert Auburn Kick)	2 Plays, 28 Yards, 0:26	14	0
UT	FG	2nd	12:18	Bert Auburn 28 Yd Field Goal	12 Plays, 46 Yards, 4:40	17	0
UT	TD	2nd	4:56	Keilan Robinson 15 Yd pass from Quinn Ewers (Bert Auburn Kick)	7 Plays, 80 Yards, 2:27	24	0
UT	TD	2nd	0:00	Bijan Robinson 1 Yd Run (Bert Auburn Kick)	9 Plays, 60 Yards, 2:08	31	0
UT	TD	3rd	11:03	Bijan Robinson 32 Yd Run (Bert Auburn Kick)	5 Plays, 61 Yards, 1:51	38	0
UT	FG	3rd	5:16	Bert Auburn 40 Yd Field Goal	10 Plays, 28 Yards, 4:12	41	0
KU	TD	3rd	1:55	Torry Locklin 14 Yd pass from Jalon Daniels (Owen PiePergerdes Kick)	7 Plays, 80 Yards, 3:16	41	7
UT	TD	4th	11:36	Jonathon Brooks 3 Yd Run (Bert Auburn Kick)	12 Plays, 65 Yards, 5:11	48	7
KU	TD	4th	10:33	Luke Grimm 12 Yd pass from Jalon Daniels (Owen PiePergerdes Kick)	4 Plays, 74 Yards, 0:59	48	14
UT	TD	4th	9:09	Jonathon Brooks 70 Yd Run (Bert Auburn Kick)	3 Plays, 75 Yards, 1:24	55	14

TEAM STATS

	UT	KU
First Downs	28	15
Rushing	20	4
Passing	5.00	11
Penalty	3	0
Net Yards Rushing	427	104
Rushing Attempts	57	30
Average Per Rush	7.5	3.5
Rushing Touchdowns	6	0
Yards Gained Rushing	430	110
Yards Lost Rushing	3	6
Net Yards Passing	112	242
Completions-Attempts-Int	13-22-0	18-29-1
Average Per Attempt	5.10	8.3
Average Per Completion	8.60	13.4
Passing Touchdowns	1	2
Total Offense Yards	539	346
Total Offense Plays	79	59
Average Gain Per Play	6.8	5.9
Fumbles: Number-Lost	1-0	0-0
Penalties: Number-Yards	3-20	4-36
Punts-Yards	1-23	4-146
Average Yards Per Punt	23.0	36.5
Net Yards Per Punt	23	25.5
Inside 20	0	0
50+ Yards	0	0
Touchbacks	0	0
Fair catch	0	0
Kickoff-Yards	9-549	3-189
Average Yards Per Kickoff	61	63
Net Yards Per Kickoff	41.1	36.7
Touchbacks	2	2
Fair Catch Yards	0	0
Punt Returns: Number-Yards-TD	3-44-0	0-0-0
Average Per Return	14.7	0.0
Kickoff Returns: Number-Yds-TD	1-29-0	7-129-0
Average Per Return	29.0	18.4
Interceptions: Number-Yds-TD	1-12-0	0-0-0
Fumble Returns: Number-Yds-TD	0-0-0	0-0-0
Miscellaneous Yards	0	0
Possession Time	31:58	28:02
1st Quarter	8:01	6:59
2nd Quarter	7:17	7:43
3rd Quarter	7:58	7:02
4th Quarter	8:42	6:18
Third-Down Conversions	6-14	4-11
Fourth-Down Conversions	3-4	0-2
Red-Zone Scores-Chances	6-6	2-3
Touchdowns	5-6	2-3
Field goals	1-6	0-3
Sacks By: Number-Yards	0-0	0-0
PAT Kicks	7-7	2-2
2Pts Conversions	0-0	0-0
Field Goals	2-2	0-1
Points off Turnover	7	0

PASSING STATS

	COMP./ATT./INT.	YARDS	TD	LONG	SACK
Jalon Daniels	17-26-1	230	2	55	0
Jason Bean	1-3-0	12	0	12	0
TOTAL	18-29-1	242	2	55	0

RUSHING STATS

	ATT.	YARDS	TD	LONG	AVG.
Devin Neal	13	51	0	15	3.9
Ky Thomas	6	15	0	7	2.5
Jalon Daniels	2	12	0	3	6.0
Sevion Morrison	5	11	0	7	2.2
Torry Locklin	3	10	0	3	3.3
DeAndre Thomas Jr.	1	5	0	5	5.0
TOTAL	30	104	0	15	3.5

RECEIVING STATS

	REC.	YARDS	YAC	TD	LONG
Mason Fairchild	5	48	21	0	31
Quentin Skinner	4	98	11	0	55
Luke Grimm	3	22	0	1	12
Lawrence Arnold	1	42	28	0	42
Torry Locklin	1	14	0	1	14
Kevin Terry	1	12	0	0	12
Jared Casey	1	9	6	0	9
Devin Neal	1	-1	1	0	0
Tanaka Scott	1	-2	1	0	0
Doug Emilien	0	0	0	0	0
TOTAL	18	242	68	2	55

DEFENSIVE STATS

	TACKLES	SACKS-YDS	TFL-YDS	FF/FR	INT
Kenny Logan Jr.	10	0-0	0-0	0-0	0
Lorenzo McCaskill	7	0-0	0-0	0-0	0
OJ Burroughs	6	0-0	0-0	0-0	0
Marvin Grant	6	0-0	1.0-2	0-0	0
Rich Miller	4	0-0	0-0	0-0	0
Taiwan Berryhill	4	0-0	0-0	0-0	0
Lonnie Phelps	3	0-0	0-0	0-0	0
Caleb Sampson	3	0-0	0-0	0-0	0
DJ Withers	3	0-0	1.0-1	0-0	0
Craig Young	3	0-0	0-0	0-0	0
Eriq Gilyard	2	0-0	0-0	0-0	0
Malcom Lee	2	0-0	0-0	0-0	0

GAME INFORMATION

Stadium	David Booth Kansas Memorial Stadium
Date	2:30 p.m., November 19, 2022
TV	FS1
Attendance	38,246
Time of Game	3:14



GAME 12

 **47**

 **27**



NOV. 26, 2022

SCORING SUMMARY

TEAM	TD/FG	QTR	TIME		DRIVE	KU	KSU
KSU	TD	1st	13:05	Malik Knowles 5 Yd Run (Ty Zentner Kick)	1 play, 5 yards, 0:05	0	7
KU	TD	1st	7:49	Torry Locklin 12 Yd Run (Owen Piepergerdes Kick)	9 plays, 75 yards, 5:16	7	7
KSU	TD	1st	5:06	Sammy Wheeler 42 Yd pass from Will Howard (Ty Zentner Kick)	7 plays, 75 yards, 2:43	7	14
KSU	SFTY	1st	4:11	Team Safety	--	7	16
KSU	TD	1st	1:37	Malik Knowles 4 Yd Run (Ty Zentner Kick)	9 plays, 61 yards, 2:28	7	23
KU	TD	2nd	11:56	Devin Neal 11 Yd Run (Owen Piepergerdes Kick)	11 plays, 75 yards, 4:41	14	23
KSU	TD	2nd	9:09	Phillip Brooks 14 Yd pass from Will Howard (Ty Zentner Kick)	5 plays, 92 yards, 2:42	14	30
KU	TD	2nd	4:57	Devin Neal 3 Yd Run (Owen Piepergerdes Kick)	7 plays, 75 yards, 4:12	21	30
KSU	TD	3rd	6:59	Deuce Vaughn 1 Yd Run (Ty Zentner Kick)	8 plays, 38 yards, 4:15	21	37
KU	TD	4th	13:39	Jalon Daniels 1 Yd Run (Two-Point Pass Conversion Failed)	16 plays, 75 yards, 8:20	27	37
KSU	FG	4th	11:00	Ty Zentner 27 Yd Field Goal	6 plays, 22 yards, 2:28	27	40
KSU	TD	4th	4:30	DJ Giddens 5 Yd Run (Ty Zentner Kick)	8 plays, 85 yards, 4:44	27	47

TEAM STATS

	KU	KSU
First Downs	20	20
Rushing	6	10
Passing	11	8
Penalty	3	2
Net Yards Rushing	127	230
Rushing Attempts	30	42
Average Per Rush	4.2	5.5
Rushing Touchdowns	4	4
Yards Gained Rushing	141	242
Yards Lost Rushing	14	12
Net Yards Passing	180	213
Completions-Attempts-Int	21-33-0	11-21-0
Average Per Attempt	5.5	10.1
Average Per Completion	8.6	19.4
Passing Touchdowns	0	2
Total Offense Yards	307	443
Total offense plays	63	63
Average Gain Per Play	4.9	7.0
Fumbles: Number-Lost	2-2	2-1
Penalties: Number-Yards	5-25	6-54
Punts-Yards	5-190	3-188
Average Yards Per Punt	38.0	62.7
Net Yards Per Punt	39	56.7
Inside 20	0	2
50+ Yards	0	3
Touchbacks	0	1
Fair catch	1	0
Kickoff-Yards	6-387	8-514
Average Yards Per Kickoff	64.5	64.2
Net Yards Per Kickoff	33.7	42
Touchbacks	2	4
Fair Catch Yards	0	68
Punt returns: Number-Yards-TD	1--2-0	1--5-0
Average Per Return	-2.0	-5.0
Kickoff returns: Number-Yds-TD	1-9-0	4-135-0
Average Per Return	9.0	33.8
Interceptions: Number-Yds-TD	0-0-0	0-0-0
Fumble Returns: Number-Yds-TD	1-0-0	0-0-0
Miscellaneous Yards	0	0
Possession Time	31:00	29:00
1st Quarter	7:48	7:12
2nd Quarter	9:49	5:11
3rd Quarter	9:56	5:04
4th Quarter	3:27	11:33
Third-Down Conversions	6-12	7-13
Fourth-Down Conversions	1-1	1-1
Red-Zone Scores-Chances	4-4	6-6
Touchdowns	4-4	5-6
Field goals	0-4	1-6
Sacks By: Number-Yards	2-8	1-2
PAT Kicks	3-3	6-6
2Pts Conversions	0-1	0-0
Field Goals	0-0	1-1
Points off Turnover	0	14

PASSING STATS

	COMP./ATT./INT.	YARDS	TD	LONG	SACK
Jalon Daniels	20-32-0	168	0	33	1
Jason Bean	1-1-0	12	0	12	0
TOTAL	21-33-0	180	0	33	1

RUSHING STATS

	ATT.	YARDS	TD	LONG	AVG.
Devin Neal	16	59	2	11	3.7
Jalon Daniels	8	51	1	25	6.4
Torry Locklin	6	17	1	12	2.8
TOTAL	30	127	4	25	4.2

RECEIVING STATS

	REC.	YARDS	YAC	TD	LONG
Mason Fairchild	4	41	9	0	16
Lawrence Arnold	4	26	14	0	10
Jared Casey	4	23	12	0	11
Luke Grimm	3	48	11	0	33
Torry Locklin	2	23	21	0	20
Devin Neal	2	10	13	0	6
Kevin Terry	2	9	13	0	6
TOTAL	21	180	93	0	33

DEFENSIVE STATS

	TACKLES	SACKS-YDS	TFL-YDS	FF/FR	INT
Craig Young	8	1.0-5	1.0-5	0-0	0
Kenny Logan Jr.	6	0-0	0.5-1	0-0	0
Lonnie Phelps	5	1.0-3	1.0-3	0-0	0
Marvin Grant	5	0-0	0.5-1	0-0	0
OJ Burroughs	4	0-0	0-0	0-0	0
Rich Miller	4	0-0	0-0	0-0	0
Lorenzo McCaskill	3	0-0	0-0	0-0	0
Dylan Downing	2	0-0	0-0	0-0	0
Sam Burt	2	0-0	0-0	0-0	0
Taiwan Berryhill	2	0-0	1.0-1	0-0	0
Mello Dotson	2	0-0	0-0	0-0	0
Jereme Robinson	2	0-0	0-0	0-0	0

GAME INFORMATION


Stadium	Bill Snyder Family Stadium
Date	7 p.m., November 26, 2022
TV	FOX
Attendance	51,861
Time of Game	3:17

GAME 13

55

53

DEC. 28, 2022



SCORING SUMMARY

TEAM	TD/FG	QTR	TIME		DRIVE	KU	ARK
ARK	FG	1st	11:12	C. Little 37 yd FG GOOD	10 plays, 56 yards, 3:48	0	3
KU	TD	1st	8:40	J. Daniels pass,to K. Thomas for 29 yds for a TD, (O. Piepergerdes KICK)	6 plays, 75 yards, 2:32	7	3
ARK	TD	1st	6:05	K. Jefferson pass,to M. Landers for 59 yds for a TD, (C. Little KICK)	2 plays, 68 yards, 0:30	7	10
ARK	TD	1st	5:57	K. Jefferson pass,to T. Washington for 17 yds for a TD, (C. Little KICK)	1 play, 17 yards, 0:08	7	17
ARK	TD	1st	0:23	K. Jefferson run for 3 yds for a TD, (C. Little KICK)	11 plays, 73 yards, 4:11	7	24
ARK	TD	2nd	5:02	A. Green run for 20 yds for a TD, (C. Little KICK)	8 plays, 78 yards, 3:13	7	31
KU	TD	2nd	1:18	J. Daniels pass,to M. Fairchild for 24 yds for a TD, (Two-point Conversion failed)	10 plays, 75 yards, 3:44	13	31
ARK	TD	3rd	8:43	R. Dubinion run for 2 yds for a TD, (C. Little KICK)	10 plays, 80 yards, 3:16	13	38
KU	TD	3rd	3:15	K. Thomas run for 2 yds for a TD, (O. Piepergerdes KICK)	5 plays, 86 yards, 2:26	20	38
KU	FG	4th	14:07	O. Piepergerdes 36 yd FG GOOD	8 plays, 44 yards, 2:47	23	38
KU	TD	4th	1:05	J. Daniels pass,to D. Emilien for 10 yds for a TD, (O. Piepergerdes KICK)	7 plays, 48 yards, 1:38	30	38
KU	TD	4th	0:41	J. Daniels pass,to L. Grimm for 21 yds for a TD, (J. Daniels pass to L. Arnold for Two-Point Conversion)	4 plays, 50 yards, 0:24	38	38
KU	TD	OT	--	J. Daniels pass,to J. Casey for 2 yds for a TD, (O. Piepergerdes KICK)	5 plays, 25 yards	45	38
ARK	TD	OT	--	R. Dubinion run for 6 yds for a TD, (C. Little KICK)	2 plays, 25 yards	45	45
ARK	TD	2OT	--	K. Jefferson run for 20 yds for a TD, (K. Jefferson pass to J. Wilson for Two-Point Conversion)	2 plays, 25 yards	45	53
KU	TD	2OT	--	J. Daniels run for 2 yds for a TD, (J. Daniels pass to J. Casey for Two-Point Conversion)	4 plays, 25 yards	53	53
ARK	2PT	3OT	--	K. Jefferson pass to R. Dubinion for Two-Point Conversion	0 plays, 0 yards	53	55

TEAM STATS

	KU	ARK
First Downs	31	29
Rushing	5	18
Passing	25	10
Penalty	1	1
Net Yards Rushing	59	394
Rushing Attempts	34	53
Average Per Rush	1.7	7.6
Rushing Touchdowns	2	5
Yards Gained Rushing	92	406
Yards Lost Rushing	33	12
Net Yards Passing	544	287
Completions-Attempts-Int	37-56-2	19-29-1
Average Per Attempt	9.7	9.9
Average Per Completion	14.7	15.1
Passing Touchdowns	5	2
Total Offense Yards	603	681
Total offense plays	90	81
Average Gain Per Play	6.7	8.4
Fumbles: Number-Lost	3-1	1-1
Penalties: Number-Yards	4-34	7-61
Punts-Yards	5-206	6-222
Average Yards Per Punt	41.2	37.0
Net Yards Per Punt	36.6	37
Inside 20	0	2
50+ Yards	1	0
Touchbacks	1	0
Fair catch	1	3
Kickoff-Yards	6-366	7-445
Average Yards Per Kickoff	61.0	63.6
Net Yards Per Kickoff	41.2	41.1
Touchbacks	2	6
Fair Catch Yards	31	0
Punt returns: Number-Yards-TD	0-0-0	1-3-0
Average Per Return	0.0	3.0
Kickoff returns: Number-Yds-TD	1-7-0	2-38-0
Average Per Return	7.0	19.0
Interceptions: Number-Yds-TD	1-0-0	2-17-0
Fumble Returns: Number-Yds-TD	1-37-0	0-0-0
Miscellaneous Yards	0	0
Possession Time	30:55	29:05
1st Quarter	5:31	9:29
2nd Quarter	8:38	6:22
3rd Quarter	8:56	6:04
4th Quarter	7:50	7:10
Third-Down Conversions	9-17	8-15
Fourth-Down Conversions	1-2	0-0
Red-Zone Scores-Chances	6-6	7-8
Touchdowns	5-6	6-8
Field goals	1-6	1-8
Sacks By: Number-Yards	0-0	3-16
PAT Kicks	4-4	6-6
2Pts Conversions	2-4	2-2
Field Goals	1-1	1-1
Points off Turnover	7	14

PASSING STATS

	COMP/ATT./INT.	YARDS	TD	LONG	SACK
Jalon Daniels	37-55-2	544	5	45	3
Jason Bean	0-1-0	0	0	0	0
TOTAL	37-56-2	544	5	45	3

RUSHING STATS

	ATT.	YARDS	TD	LONG	AVG.
Devin Neal	9	29	0	7	3.2
Jalon Daniels	14	21	1	10	1.5
Ky Thomas	10	11	1	4	1.1
Team	1	-2	0	0	-2.0
TOTAL	34	59	2	10	1.7

RECEIVING STATS

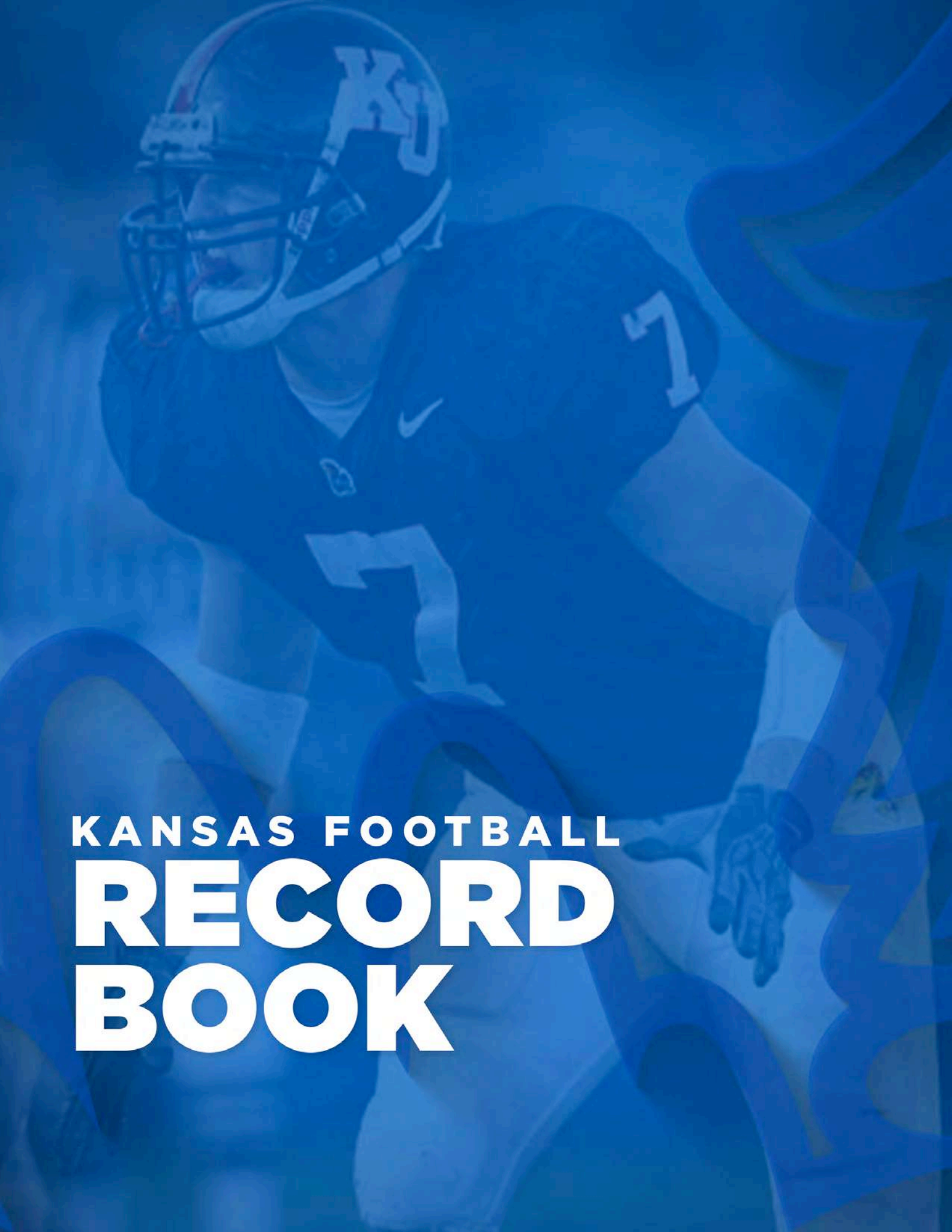
	REC.	YARDS	YAC	TD	LONG
Luke Grimm	10	167	64	1	45
Lawrence Arnold	8	119	53	0	35
Mason Fairchild	6	80	27	1	24
Torry Locklin	3	50	37	0	28
Ky Thomas	2	35	23	1	29
Devin Neal	2	23	31	0	15
Jared Casey	2	6	0	1	4
Kevin Terry	1	30	11	0	30
Tanaka Scott	1	20	0	0	20
Doug Emilien	1	10	0	1	10
Quinetin Skinner	1	4	1	0	4
TOTAL	37	544	247	5	45

DEFENSIVE STATS

	TACKLES	SACKS-YDS	TFL-YDS	FF/FR	INT
Rich Miller	11	0-0	0-0	0-0	0
Kenny Logan Jr.	10	0-0	0-0	0-0	0
OJ Burroughs	8	0-0	0-0	0-0	1
Taiwan Berryhill	7	0-0	0-0	0-0	0
Jereme Robinson	6	0-0	2.0-7	0-0	0
Caleb Sampson	6	0-0	0.5-1	0-0	0
Marvin Grant	5	0-0	0.5-0	0-0	0
Mello Dotson	4	0-0	0-0	0-0	0
Lonnie Phelps	4	0-0	1.0-4	0-0	0
Lorenzo McCaskill	4	0-0	0-0	0-0	0
Cobee Bryant	4	0-0	0-0	0-1	0
Malcolm Lee	4	0-0	0-0	0-0	0

GAME INFORMATION

Stadium	Simmons Bank Liberty Stadium
Date	4:30 p.m., December 28, 2022
TV	ESPN
Attendance	52,847
Time of Game	4:16



KANSAS FOOTBALL
**RECORD
BOOK**

RUSHING RECORDS

CAREER RECORDS

Name	Years	Att.	Yards	Avg.	TDs
1. June Henley	1993-96	823	3,841	4.7	41
2. Tony Sands	1988-91	778	3,788	4.9	28
3. James Sims	2010-13	798	3,592	4.6	34
4. Laverne Smith	1973-76	472	3,074	6.5	21
5. Clark Green	2002-05	641	2,754	4.3	13
6. Gale Sayers	1962-64	412	2,675	6.5	19
7. John Riggins	1968-70	518	2,659	5.1	19
8. David Winbush	1997-2000	565	2,608	4.6	22
9. Pooka Williams Jr.	2018-20	415	2,382	5.7	12
10. L.T. Levine	1992-95	422	2,248	5.3	21
11. Jon Cornish	2003-06	387	2,245	5.8	17
12. Jake Sharp	2006-09	456	2,239	4.9	23
13. Kerwin Bell	1980-83	450	1,970	4.4	14
14. Charlie Hoag	1950-52	343	1,914	5.6	16
15. Norris Banks	1975-77	438	1,862	4.3	4
16. Devin Neal	2021-Pres.	338	1,797	5.3	17
17. Arnold Snell	1986-88	431	1,762	4.1	8
18. Khalil Herbert	2016-19	320	1,735	5.4	14
19. Nolan Cromwell	1975-76	355	1,664	4.7	16
20. Tony Pierson	2011-14	284	1,642	5.8	9

Attempts	No.	Years
1. June Henley	823	1993-96
2. James Sims	798	2010-13
3. Tony Sands	778	1988-91
4. Clark Green	641	2002-05
5. David Winbush	565	1997-2000
6. John Riggins	518	1968-70
7. Laverne Smith	472	1973-76
8. Jake Sharp	456	2006-09
9. Kerwin Bell	450	1980-83
10. Arnold Snell	431	1986-88

Touchdowns	No.	Years
1. June Henley	41	1993-96
2. James Sims	34	2010-13
3. Tony Sands	28	1988-91
4. Jake Sharp	23	2006-09
Brandon McAnderson	23	2004-07
Chip Hilleary	23	1989-92
7. David Winbush	22	1997-2000
8. Bill Whittemore	21	2002-03
L.T. Levine	21	1992-95
Laverne Smith	21	1973-76

Yards Per Carry	Avg.	Years
(Min. 500 Att.)	5.1, John Riggins, 1968-70	
	(2,659 yards on 518 attempts)	
(Min. 400 Att.)	6.51, Laverne Smith, 1973-76	
	(3,074 yards on 472 attempts)	
(Min. 300 Att.)	6.51, Laverne Smith, 1973-76	
	(3,074 yards on 472 attempts)	

Yards Per Game	Avg.	Years
1. June Henley	91.5	1993-97
(3,841 yards in 42 games)		
2. Tony Sands	86.1	1988-91
(3,788 yards in 44 games)		

200-Yard Games	No.	Years
1. June Henley	5	1993-96
2. Tony Sands	3	1988-91
3. 12 tied with	1	

(Most recent: Devin Neal (224), vs. Oklahoma St., 2022)

100-Yard Games	No.	Years
1. Tony Sands	17	1988-91
2. James Sims	15	2010-13
3. June Henley	13	1993-96
Laverne Smith	13	1973-76
5. Jon Cornish	12	2003-06
6. Gale Sayers	11	1962-64
7. Clark Green	9	2002-05
Pooka Williams Jr.	9	2018-Pres.
9. Jake Sharp	8	2006-09
10. L.T. Levine	7	1992-95
Kerwin Bell	7	1980-83
Nolan Cromwell	7	1975-76
John Riggins	7	1968-70
Wade Stinson	7	1949-50

Yards by a Quarterback	No.	Years
1. Nolan Cromwell	1,664	1975-76
2. Chip Hilleary	1,290	1989-92
3. Bill Whittemore	1,083	2002-03
4. Bobby Douglass	1,015	1966-68

SEASON RECORDS

Yards	No.	Year
1. Jon Cornish, Sr.	1,457	2006
2. Tony Sands, Sr.	1,442	1991
3. June Henley, Sr.	1,349	1996
4. Laverne Smith, So.	1,181	1974
5. John Riggins, Sr.	1,131	1970
6. Wade Stinson, Jr.	1,129	1950
7. June Henley, Fr.	1,127	1993
8. Pooka Williams Jr., Fr.	1,125	2018
Brandon McAnderson, Sr.	1,125	2007
Gale Sayers, So.	1,125	1962
11. Nolan Cromwell, Jr.	1,124	1975
12. Kerwin Bell, Fr.	1,114	1980
13. James Sims, Jr.	1,113	2012
14. James Sims, Sr.	1,110	2013
15. Tony Sands, So.	1,109	1989
16. Devin Neal	1,090	2022
17. Pooka Williams Jr., So.	1,061	2019
18. Laverne Smith, Sr.	978	1976

Attempts	No.	Year
1. June Henley, Sr.	302	1996
2. Tony Sands, Sr.	272	1991
3. Jon Cornish, Sr.	250	2006
4. June Henley, Fr.	233	1993
5. James Sims, Sr.	230	2013
6. Kerwin Bell, So.	228	1980
7. James Sims, Jr.	218	2012
Nolan Cromwell, Jr.	218	1975
9. Tony Sands, So.	216	1989
10. David Winbush, So.	209	1998
John Riggins, Sr.	209	1970

Touchdowns	No.	Year
1. June Henley, Sr.	17	1996
2. Brandon McAnderson, Sr.	16	2007
3. Chip Hilleary, Jr.	14	1991
Wade Stinson, Jr.	14	1950
5. June Henley, Fr.	13	1993
Bud Laughlin, Fr.	13	1951
7. Jake Sharp, Jr.	12	2008
Maurice Douglas, Sr.	12	1992
John Riggins, Sr.	12	1970
Bobby Douglass, Sr.	12	1968
11. Bill Whittemore, Jr.	11	2002
L.T. Levine, Jr.	11	1994
Tony Sands, So.	11	1989

Yards Per Carry	Avg.	Years
(Min. 200 Att.)	5.8, Jon Cornish, 2006	
	(1,457 yards on 250 attempts)	
(Min. 150 Att.)	7.1, Gale Sayers, 1962	
	(1,125 yards on 158 attempts)	

Yards Per Game	Avg.	Year
1. June Henley, Sr.	134.9	1996
(1,349 in 10 games)		
2. Tony Sands, Sr.	131.1	1991
(1,442 in 11 games)		
3. Jon Cornish, Sr.	121.4	2006
(1,457 in 12 games)		
4. Wade Stinson, Jr.	112.9	1950
(1,129 in 10 games)		
5. James Sims, Jr.	112.6	2012
(1,013 in 9 games)		

200-Yard Games	No.	Year
1. June Henley, Sr.	4	1996
2. Tony Sands, So.	2	1989

100-Yard Games	No.	Year
1. Jon Cornish, Sr.	8	2006
Tony Sands, Sr.	8	1991
3. Laverne Smith, So.	7	1974
Wade Stinson, Jr.	7	1950
5. James Sims, Jr.	6	2012
Kerwin Bell, Fr.	6	1980

Consecutive 100-Yard Games	No.	Year
1. James Sims	6	2012
2. Tony Sands	5	1990-91*
* last game of 1990 and first four of 1991		
Laverne Smith	5	1975

Most Yards In Consecutive Games	No.	Year
1. Tony Sands, Sr.	500	1991
(104 vs. Colorado; 396 vs. Missouri)		
2. Nolan Cromwell, Jr.	481	1975
(294 vs. Oregon State; 187 vs. Wisconsin)		
3. Khalil Herbert, So.	428	2017
(137 at Ohio; 291 vs. West Virginia)		

Most Yards In Three Consecutive Games	No.	Year
1. June Henley, Sr.	604	1996
(187 vs. Ball State; 201 vs. TCU; 216 vs. Utah)		
2. Tony Sands, Sr.	556	1991
(56 vs. Nebraska; 104 vs. Colorado; 396 vs. Missouri)		

Yards By A QB	No.	Year
1. Nolan Cromwell, Jr.	1,124	1975
2. Bill Whittemore, Jr.	549	2002
3. Chip Hilleary, Sr.	537	1992
4. Bill Whittemore, Sr.	534	2003



TONY SANDS - Set the FBS single-game rushing record on Nov. 23, 1991 in his final game against Missouri, rushing for 396 yards. Sands' 396 yards still stands as the most rushing yards by a Jayhawk.

GAME RECORDS

Name	Yards	Opponent, Date
1. Tony Sands, Sr.	396	vs. Missouri, 11-23-91
2. Nolan Cromwell, Jr.	294	vs. Oregon St., 9-27-75
3. Khalil Herbert, So.	291	vs. WVU, 9-23-17
4. Gale Sayers, So.	283	vs. Okla. St., 10-27-62
5. David Winbush, So.	268	vs. Colorado, 10-24-98
6. Pooka Williams Jr., Fr.	252	vs. Oklahoma, 11-17-18
7. Wade Stinson, Jr.	239	vs. Utah, 11-4-50
8. June Henley, Fr.	237	vs. Iowa St., 10-16-93
9. Laverne Smith, Jr.	236	vs. Missouri, 11-22-75
10. Reggie Duncan, So.	227	vs. Texas Tech, 10-6-01
11. June Henley, Sr.	226	vs. Iowa State, 11-2-96
12. Devin Neal	224	vs. Oklahoma St., 11-5-22
13. L.T. Levine, Jr.	221	vs. Missouri, 11-19-94
14. Tony Sands, So.	217	vs. Kansas St., 10-28-89
15. June Henley, Sr.	216	vs. Utah, 9-28-96
16. Kerwin Bell, Fr.	216	vs. Kansas St., 11-1-80
17. Tony Sands, So.	215	vs. Missouri, 11-18-89
18. James Sims, Sr.	211	vs. WVU, 11-16-13
19. June Henley, Sr.	209	vs. Texas, 11-16-96
20. Tony Pierson, So.	202	at Texas Tech, 11-10-12

Yards in a Half	Yards	Game, Date
1. Tony Sands, Sr.	240	vs. Missouri (2nd), 11-23-91

Yards in a Quarter	Yards	Game, Date
1. June Henley, Fr.	148	vs. Iowa St. (2nd), 10-16-93

Rushing Attempts	Att.	Game, Date
1. Tony Sands, Sr.	58	vs. Missouri, 11-23-91
2. June Henley, Fr.	44	vs. Texas, 11-16-93
3. June Henley, Sr.	41	vs. Utah, 9-28-96
4. June Henley, Fr.	40	vs. Iowa State, 11-2-96
5. Reggie Duncan, So.	38	vs. Texas Tech, 10-6-01
6. Kerwin Bell, So.	38	vs. Kansas State, 11-1-80
7. Jerome Nelloms, Sr.	38	vs. Oklahoma St., 11-4-72
8. June Henley, Fr.	37	vs. Nebraska, 11-6-93
9. Khalil Herbert, So.	36	vs. West Virginia, 9-23-17
10. Kerwin Bell, Fr.	35	vs. Iowa State, 10-18-80

Half	Att.	Game, Date
1. Tony Sands, Sr.	34	vs. Missouri (2nd), 11-23-91

Quarter	Att.	Game, Date
1. Tony Sands, Sr.	19	vs. Missouri (4th), 11-23-91

Game Yards Per Attempt	Yards	Opponent, Year
(Min. 30 attempts)	8.1	Khalil Herbert, So., vs. West Virginia, 2017 (291-36)
(Min. 25)	10.5	Nolan Cromwell, Jr., vs. Oregon State, 1975 (294-28)
(Min. 20)	12.9	Gale Sayers, So., vs. Oklahoma State, 1962 (283-22)
(Min. 15)	15.7	Laverne Smith, Jr., vs. Missouri, 1975 (236-15)

Game Touchdowns	TD	Opponent, Year
1. James Sims, Fr.	4	vs. Colorado, 2010
Jake Sharp, Jr.	4	vs. Kansas State, 2008
Brandon McAnderson, Sr.	4	vs. Nebraska, 2007
June Henley, Sr.	4	vs. TCU, 1996
Tony Sands, Sr.	4	vs. Missouri, 1991
Curtis McClinton, Sr.	4	vs. California, 1961
Charlie Black	4	vs. Washington (Mo.), 1923
8. Several with	3	(Most Recent: Devin Neal, vs. Texas, 2021)

Yards By A QB	Yards	Opponent, Date
1. Nolan Cromwell, Jr.	294	vs. Oregon State, 9-27-75
2. Nolan Cromwell, Jr.	187	vs. Wisconsin, 10-4-75
3. Bill Whittemore, Jr.	177	vs. Tulsa, 9-28-02
4. Nolan Cromwell, Jr.	134	vs. Iowa State, 10-18-75

Longest Rush	Yards	Opponent, Date
1. Eric Vann, Sr.	99	vs. Oklahoma, 10-4-97
Gale Sayers, Jr.	99	vs. Nebraska, 11-9-63
3. Gale Sayers, So.	96	vs. Okla. State, 10-27-62
4. Walter Mack, Jr.	90	vs. Colorado, 11-15-80
5. John Riggins, So.	83 ⁺	vs. Kansas St., 11-16-68
6. Khalil Herbert	82 ⁺	vs. Boston College, 9-3-19
7. Gale Sayers, Sr.	81	vs. Wyoming, 10-3-64
8. Frank Hatchett, So.	80	vs. Okla. State, 11-12-88
Kerwin Bell, Fr.	80	vs. Okla. State, 10-25-80
Laverne Smith, Jr.	80	vs. Iowa State, 10-18-75

⁺non-scoring/⁺ longest rush by a quarterback

YEARLY LEADERS

YEAR	PLAYER	ATT.	YARDS
1937	Clarence Douglass, So.	72	376
1938	Dick Amerine, So.	58	277
1939	Ed Hall, So.	44	189
1940	Ed Hall, Jr.	109	294
1941	Ray Niblo, So.	87	241
1942	Ray Evans, Jr.	111	293
1943	Bob George	42	180
1944	Charlie Moffatt, So.	80	300
1945	Dick Bertuzzi, Fr.	76	360
1946	Ray Evans, Sr.	112	459
1947	Forrest Griffith, So.	86	483
1948	Forrest Griffith, Jr.	96	368
1949	Bud French, Sr.	86	510
1950	Wade Stinson, Jr.	167	1,129
1951	Bob Brandeberry, Jr.	136	649
1952	Charlie Hoag, Sr.	93	469
1953	Don Hess, Jr.	83	369
1954	Bud Laughlin, Sr.	94	339
1955	John Francisco, So.	107	459
1956	Homer Floyd, So.	134	638
1957	Homer Floyd, Jr.	127	505
1958	Homer Floyd, Sr.	103	391
1959	Curtis McClinton, So.	91	472
1960	Bert Coan, So.	73	488
1961	Ken Coleman, So.	130	656
1962	Gale Sayers, So.	158	1,125
1963	Gale Sayers, Jr.	132	917
1964	Gale Sayers, Sr.	122	633
1965	Dan Miller, Jr.	66	356
1966	Donnie Shanklin, So.	182	732
1967	Bobby Douglass, Sr.	175	415
1968	John Riggins, So.	139	866
1969	John Riggins, Jr.	170	662
1970	John Riggins, Sr.	209	1,131
1971	Delvin Williams, So.	102	509
1972	Jerome Nelloms, Sr.	179	684
1973	Delvin Williams, Sr.	198	762
1974	Laverne Smith, So.	176	1,181
1975	Nolan Cromwell, Jr.	218	1,124
1976	Laverne Smith, Sr.	148	978
1977	Norris Banks, Sr.	162	655
1978	Mike Higgins, Jr.	68	270
1979	Harry Sydney, Jr.	123	541
1980	Kerwin Bell, Fr.	228	1,114
1981	Garfield Taylor, So.	167	728
1982	Dino Bell, So.	110	370
1983	Kerwin Bell, Sr.	115	498
1984	Lynn Williams, Jr.	172	776
1985	Lynn Williams, Sr.	172	373
1986	Arnold Snell, So.	163	672
1987	Arnold Snell, Jr.	184	691
1988	Tony Sands, Fr.	103	480
1989	Tony Sands, So.	216	1,109
1990	Tony Sands, Jr.	186	757
1991	Tony Sands, Sr.	273	1,442
1992	Maurice Douglas, Sr.	198	899
1993	June Henley, Fr.	233	1,127
1994	L.T. Levine, Jr.	128	803
1995	L.T. Levine, Sr.	156	841
1996	June Henley, Sr.	302	1,349
1997	Eric Vann, Sr.	196	796
1998	David Winbush, So.	209	974
1999	David Winbush, Jr.	123	595
2000	David Winbush, Sr.	163	701
2001	Reggie Duncan, So.	181	739
2002	Clark Green, Fr.	197	813
2003	Clark Green, So.	204	968
2004	John Randle, So.	147	572
2005	Jon Cornish, Jr.	134	780
2006	Jon Cornish, Sr.	250	1,457
2007	Brandon McAnderson, Sr.	190	1,125
2008	Jake Sharp, Jr.	186	860
2009	Toben Oporum, Fr.	133	554
2010	James Sims, Fr.	166	742
2011	James Sims, So.	182	727
2012	James Sims, Jr.	218	1,013
2013	James Sims, Sr.	230	1,110
2014	Corey Avery, Fr.	151	631
2015	Ke'aun Kinner, Jr.	134	566
2016	Ke'aun Kinner, Sr.	140	738
2017	Khalil Herbert, So.	120	663
2018	Pooka Williams Jr., Fr.	161	1,125
2019	Pooka Williams Jr., So.	203	1,061
2020	Velton Gardner, So.	72	325
2021	Devin Neal, Fr.	158	707
2022	Devin Neal, So.	180	1,090

1,000-YARD RUSHING SEASONS



WADE STINSON, JR.
1,129 YARDS
1950

	ATT.	YARDS	TDS
Texas Christian	15	54	0
Denver	11	63	1
Colorado	15	91	1
Iowa State	24	119	2
Oklahoma A&M	7	116	1
Nebraska	15	121	2
Utah	24	239	3
Oklahoma	23	114	1
Kansas State	11	110	2
Missouri	22	102	1
TOTALS	167	1,129	14



GALE SAYERS, SO.
1,125 YARDS
1962

	ATT.	YARDS	TDS
Texas Christian	27	114	0
Boston University	11	73	0
Colorado	14	122	1
Iowa State	14	94	1
Oklahoma	9	23	0
Oklahoma State	22	283	1
Kansas State	17	156	3
Nebraska	15	107	0
California	12	81	1
Missouri	17	72	0
TOTALS	158	1,125	7



JOHN RIGGINS, SR.
1,131 YARDS
1970

	ATT.	YARDS	TDS
Washington State	28	125	1
Texas Tech	9	24	0
Syracuse	26	162	3
New Mexico	20	107	1
Kansas State	16	78	0
Nebraska	18	76	1
Iowa State	17	93	2
Oklahoma State	19	76	1
Colorado	13	83	1
Oklahoma	22	178	2
Missouri	24	129	0
TOTALS	212	1,131	12



LAVERNE SMITH, SO.
1,171 YARDS
1974

	ATT.	YARDS	TDS
Washington State	17	119	1
Tennessee	18	151	0
Florida State	15	102	0
Texas A&M	20	135	1
Kansas State	17	139	1
Nebraska	10	25	0
Iowa State	13	48	0
Oklahoma State	22	171	1
Colorado	17	172	1
Oklahoma	12	30	0
Missouri	15	79	0
TOTALS	176	1,171	5



NOLAN CROMWELL, JR.
1,124 YARDS
1975

	ATT.	YARDS	TDS
Washington State	5	16	0
Kentucky	9	28	1
Oregon State	28	294	1
Wisconsin	12	187	2
Nebraska	19	62	0
Iowa State	27	134	1
Oklahoma State	19	44	1
Kansas State	23	107	0
Oklahoma	23	69	1
Colorado	25	130	2
Missouri	20	53	0
TOTALS	210	1,124	9



KERWIN BELL, FR.
1,112 YARDS
1980

	ATT.	YARDS	TDS
Oregon	20	69	0
Pittsburgh	14	27	0
Louisville	21	103	1
Syracuse	32	143	1
Nebraska	18	69	0
Iowa State	35	156	1
Oklahoma State	25	149	2
Kansas State	38	216	1
Oklahoma	--	DNP	0
Colorado	17	157	1
Missouri	8	25	0
TOTALS	228	1,112	7



TONY SANDS, SO. & SR
1,109 & 1,454 YARDS
1989 & 1991

	ATT.	YARDS	TDS		ATT.	YARDS	TDS
Montana State	20	102	2	Toledo	19	174	1
Louisville	11	19	0	Tulsa	27	157	1
Kent State	22	146	2	New Mexico State	19	105	0
Baylor	9	52	0	Virginia	27	137	0
Oklahoma	21	63	0	Kansas State	13	29	0
Iowa State	11	43	1	Iowa State	23	106	1
Colorado	22	115	1	Oklahoma	21	88	0
Kansas State	31	217	2	Oklahoma State	30	102	1
Oklahoma State	14	54	0	Nebraska	11	56	0
Nebraska	26	86	0	Colorado	25	104	1
Missouri	29	215	3	Missouri	58	396	4
TOTALS	216	1,109	11	TOTALS	273	1,454	9



JUNE HENLEY, FR. & SR
1,127 & 1,349 YARDS
1993 & 1996

	ATT.	YARDS	TDS		ATT.	YARDS	TDS
Florida State	9	45	0	Ball State	28	187	3
Western Carolina	12	61	2	TCU	51	201	4
Michigan State	11	42	1	Utah	41	216	2
Utah	10	46	0	Oklahoma	27	63	2
Colorado State	12	36	1	Texas Tech	22	43	0
Kansas State	13	60	0	Colorado	26	80	1
Iowa State	27	237	3	Nebraska	--	DNP	--
Oklahoma	32	178	1	Iowa State	40	226	3
Oklahoma State	20	93	0	Kansas State	19	42	0
Nebraska	37	148	1	Texas	44	209	2
Colorado	18	63	1	Missouri	24	82	0
Missouri	32	118	2	TOTALS	302	1,349	17
TOTALS	233	1,127	12				



JON CORNISH, SR.
1,457 YARDS
2006

	ATT.	YARDS	TDS
Northwestern State	13	140	1
Louisiana Monroe	23	103	0
Toledo	20	89	0
South Florida	26	105	1
Nebraska	31	145	1
Texas A&M	23	128	0
Oklahoma State	10	55	0
Baylor	24	196	2
Colorado	23	80	0
Iowa State	17	89	0
Kansas State	25	201	2
Missouri	15	126	1
TOTALS	250	1,457	8



BRANDON MCANDERSON, SR.
1,126 YARDS
2007

	ATT.	YARDS	TDS
Central Michigan	16	110	0
Southeastern Louisiana	11	60	2
Toledo	12	52	2
Florida International	13	105	2
Kansas State	12	81	0
Baylor	10	53	1
Colorado	7	44	0
Texas A&M	21	183	2
Nebraska	25	119	4
Oklahoma State	25	132	2
Iowa State	9	70	0
Missouri	14	42	2
Virginia Tech	15	75	0
TOTALS	190	1,126	17



JAMES SIMS, JR. & SR
1,013 & 1,110 YARDS
2012 & 2013

	ATT.	YARDS	TDS		ATT.	YARDS	TDS
Northern Illinois	18	91	2	South Dakota	16	94	2
Kansas State	28	115	2	Rice	19	109	0
Oklahoma State	27	138	1	Louisiana Tech	20	78	0
Oklahoma	28	102	1	Texas Tech	9	28	0
Texas	28	176	0	TCU	23	81	0
Baylor	21	126	1	Oklahoma	23	129	2
Texas Tech	30	127	2	Baylor	19	70	0
Iowa State	20	81	0	Texas	15	48	0
West Virginia	18	57	1	Oklahoma State	21	66	0
TOTALS	218	1,013	9	West Virginia	22	211	3
				Iowa State	21	114	0
				Kansas State	22	82	0
				TOTALS	230	1,110	7



POOKA WILLIAMS, FR. & SO
1,125 & 1,061 YARDS
2018 & 2019

	ATT.	YARDS	TDS		ATT.	YARDS	TDS
Central Michigan	14	125	2	Coastal Carolina	22	99	0
Rutgers	19	163	1	Boston College	22	121	1
Baylor	14	89	0	West Virginia	15	76	0
Oklahoma State	13	97	1	TCU	8	12	0
West Virginia	12	65	0	Oklahoma	23	137	0
Texas Tech	16	81	0	Texas	25	190	2
TCU	11	33	0	Texas Tech	21	69	0
Iowa State	17	58	0	Kansas State	14	61	0
Kansas State	14	59	0	Oklahoma State	12	26	0
Oklahoma	15	252	2	Iowa State	19	154	0
Texas	16	103	1	Baylor	22	116	0
TOTALS	161	1,125	7	TOTALS	203	1,061	3



DEVIN NEAL, SO.
1,090 YARDS
2022

	ATT.	YARDS	TDS
Tennessee Tech	4	108	2
West Virginia	10	42	2
Houston	14	54	0
Duke	9	54	0
Iowa State	12	75	0
TCU	15	88	0
Oklahoma	12	84	1
Baylor	10	32	1
Oklahoma State	32	224	1
Texas Tech	24	190	0
Texas	13	51	0
Kansas State	16	59	2
Arkansas	9	29	0
TOTALS	180	1,090	9

100-YARD RUSHING GAMES

YDS.	PLAYER	OPPONENT	DATE	YDS.	PLAYER	OPPONENT	DATE	YDS.	PLAYER	OPPONENT	DATE
107	Ken Coleman, So.	Rice	Dec. 16, 1961	103	Garfield Taylor, So.	Missouri	Nov. 21, 1981	107	Clark Green, Sr.	Florida Atlantic	Sept. 3, 2005
114	Gale Sayers, So.	Texas Christian	Sept. 22, 1962	112	E.J. Jones, Jr.	Iowa State	Nov. 6, 1982	103	Jon Cornish, Jr.	Appalachian St.	Sept. 10, 2005
122	Gale Sayers, So.	Colorado	Oct. 6, 1962	114	Kerwin Bell, Sr.	Kansas State	Oct. 15, 1983	111	Jon Cornish, Jr.	Texas Tech	Oct. 1, 2005
105	Roger McFarland, Sr.	Iowa State	Oct. 13, 1962	113	Robert Mimbs, So.	Colorado	Nov. 5, 1983	125	Clark Green, Sr.	Missouri	Oct. 29, 2005
283	Gale Sayers, So.	Oklahoma State	Oct. 27, 1962	150	Robert Mimbs, Jr.	Wichita State	Sept. 8, 1984	100	Clark Green, Sr.	Nebraska	Nov. 5, 2005
156	Gale Sayers, So.	Kansas State	Nov. 3, 1962	119	Lynn Williams, Jr.	Kansas State	Oct. 13, 1984	101	Jon Cornish, Jr.	Nebraska	Nov. 5, 2005
107	Gale Sayers, So.	Nebraska	Nov. 10, 1962	120	Lynn Williams, Jr.	Colorado	Nov. 3, 1984	101	Jon Cornish, Jr.	Houston	Dec. 23, 2005
142	Arman Baughman, So.	California	Nov. 17, 1962	100	Arnold Snell, Fr.	Kansas State	Oct. 19, 1985	140	Jon Cornish, Sr.	Northwestern St.	Sept. 2, 2006
122	Gale Sayers, Jr.	Syracuse	Sept. 28, 1963	168	Arnold Snell, So.	Indiana State	Sept. 27, 1986	103	Jon Cornish, Sr.	Louisiana Monroe	Sept. 9, 2006
110	Gale Sayers, Jr.	Oklahoma	Oct. 19, 1963	124	Arnold Snell, Jr.	Kansas State	Nov. 7, 1987	105	Jon Cornish, Sr.	South Florida	Sept. 23, 2006
104	Gale Sayers, Jr.	Oklahoma State	Oct. 26, 1963	100	Arnold Snell, Jr.	Oklahoma State	Nov. 14, 1987	145	Jon Cornish, Sr.	Nebraska	Sept. 30, 2006
100	Steve Renko, So.	Oklahoma State	Oct. 26, 1963	122	Tony Sands, Fr.	Kansas State	Nov. 5, 1988	128	Jon Cornish, Sr.	Texas A&M	Oct. 7, 2006
144	Gale Sayers, Jr.	Nebraska	Nov. 9, 1963	112	Frank Hatchett, So.	Oklahoma State	Nov. 12, 1988	196	Jon Cornish, Sr.	Baylor	Oct. 21, 2006
129	Gale Sayers, Sr.	Wyoming	Oct. 3, 1964	177	Tony Sands, Fr.	Oklahoma State	Nov. 12, 1988	201	Jon Cornish, Sr.	Kansas State	Nov. 18, 2006
109	Ron Oelschlagger, Sr.	Iowa State	Oct. 10, 1964	102	Tony Sands, So.	Montana State	Sept. 2, 1989	126	Jon Cornish, Sr.	Missouri	Nov. 25, 2006
110	Gale Sayers, Sr.	Kansas State	Oct. 31, 1964	146	Tony Sands, So.	Kent State	Sept. 16, 1989	110	B. McAnderson, Sr.	Central Michigan	Sept. 1, 2007
112	Daniel Miller, Jr.	Missouri	Nov. 20, 1965	115	Tony Sands, So.	Colorado	Oct. 21, 1989	106	Jake Sharp, So.	Central Michigan	Sept. 1, 2007
134	Donnie Shanklin, So.	Texas Tech	Sept. 17, 1966	217	Tony Sands, So.	Kansas State	Oct. 28, 1989	127	Jake Sharp, So.	Toledo	Sept. 15, 2007
114	Donnie Shanklin, So.	Kansas State	Oct. 29, 1966	215	Tony Sands, So.	Missouri	Nov. 18, 1989	105	B. McAnderson, Sr.	FIU	Sept. 22, 2007
122	Bobby Douglass, Jr.	Kansas State	Nov. 4, 1967	169	Tony Sands, Jr.	Iowa State	Oct. 6, 1990	110	Jake Sharp, So.	Baylor	Oct. 13, 2007
159	Donnie Shanklin, Sr.	Indiana	Sept. 28, 1968	102	Chip Hilleary*, So.	Kansas State	Oct. 27, 1990	183	B. McAnderson, Sr.	Texas A&M	Oct. 27, 2007
162	John Riggins, So.	Colorado	Nov. 2, 1968	120	Chaka Johnson, So.	Nebraska	Nov. 10, 1990	119	B. McAnderson, Sr.	Nebraska	Nov. 3, 2007
108	Bobby Douglass, Sr.	Colorado	Nov. 2, 1968	123	Tony Sands, Jr.	Missouri	Nov. 17, 1990	132	B. McAnderson, Sr.	Oklahoma State	Nov. 10, 2007
189	John Riggins, So.	Kansas State	Nov. 16, 1968	105	Chaka Johnson, So.	Missouri	Nov. 17, 1990	118	Jake Sharp, Jr.	Colorado	Oct. 11, 2008
111	Ron Jessie, Jr.	Missouri	Nov. 22, 1969	174	Tony Sands, Sr.	Toledo	Sept. 7, 1991	103	Jake Sharp, Jr.	Oklahoma	Oct. 18, 2008
178	John Riggins, Sr.	Oklahoma	Nov. 14, 1970	157	Tony Sands, Sr.	Tulsa	Sept. 14, 1991	181	Jake Sharp, Jr.	Kansas State	Nov. 1, 2008
129	John Riggins, Sr.	Missouri	Nov. 21, 1970	105	Tony Sands, Sr.	New Mexico St.	Sept. 21, 1991	123	Jake Sharp, Sr.	No. Colorado	Sept. 5, 2009
125	John Riggins, Sr.	Washington St.	Sept. 12, 1970	106	Tony Sands, Sr.	Iowa State	Oct. 19, 1991	104	Jake Sharp, Sr.	UTEP	Sept. 12, 2009
162	John Riggins, Sr.	Syracuse	Sept. 26, 1970	137	Tony Sands, Sr.	Virginia	Oct. 5, 1991	109	Toben Oporum, Fr.	So. Mississippi	Sept. 26, 2009
107	John Riggins, Sr.	New Mexico	Oct. 3, 1970	102	Tony Sands, Sr.	Oklahoma State	Nov. 2, 1991	101	James Sims, Fr.	Georgia Tech	Sept. 11, 2010
113	Jerome Nelloms, Jr.	Washington St.	Sept. 11, 1971	104	Tony Sands, Sr.	Colorado	Nov. 16, 1991	115	James Sims, Fr.	New Mexico St.	Sept. 25, 2010
101	Delvin Williams, So.	Florida State	Sept. 25, 1971	396	Tony Sands, Sr.	Missouri	Nov. 23, 1991	123	James Sims, Fr.	Colorado	Nov. 6, 2010
102	Delvin Williams, So.	Kansas State	Oct. 9, 1971	113	Chip Hilleary, So.	California	Sept. 24, 1992	104	James Sims, So.	McNeese State	Sept. 3, 2011
133	Jerome Nelloms, Jr.	Oklahoma State	Oct. 30, 1971	127	Maurice Douglas, Sr.	Kansas State	Oct. 10, 1992	117	James Sims, So.	Northern Illinois	Sept. 10, 2011
112	Delvin Williams, Jr.	Wyoming	Sept. 23, 1972	115	Maurice Douglas, Sr.	Oklahoma	Oct. 24, 1992	101	Brandon Bourbon, Fr.	Texas Tech	Oct. 1, 2011
114	Robert Miller, So.	Iowa State	Oct. 28, 1972	110	Monte Cozzens, Sr.	Oklahoma	Oct. 24, 1992	109	Darrian Miller, Fr.	Baylor	Nov. 12, 2011
112	Jerome Nelloms, Sr.	Oklahoma State	Nov. 4, 1972	101	Monte Cozzens, Sr.	Oklahoma State	Nov. 2, 1992	121	Taylor Cox, So.	South Dakota St.	Sept. 1, 2012
105	Delvin Williams, Sr.	Minnesota	Sept. 29, 1973	103	Maurice Douglas, Sr.	Colorado	Nov. 16, 1992	124	Tony Pierson, So.	South Dakota St.	Sept. 1, 2012
117	Delvin Williams, Sr.	Kansas State	Oct. 13, 1973	180	Maurice Douglas, Sr.	Missouri	Nov. 23, 1992	120	Tony Pierson, So.	Rice	Sept. 8, 2012
104	Robert Miller, Jr.	NC State	Dec. 17, 1973	115	L.T. Levine, So.	Kansas State	Oct. 9, 1993	115	James Sims, Jr.	Kansas State	Oct. 6, 2012
119	Laverne Smith, So.	Washington St.	Sept. 14, 1974	237	June Henley, Fr.	Iowa State	Oct. 16, 1993	138	James Sims, Jr.	Oklahoma State	Oct. 13, 2012
180	Robert Miller, Sr.	Washington St.	Sept. 14, 1974	178	June Henley, Fr.	Oklahoma	Oct. 25, 1993	102	James Sims, Jr.	Oklahoma	Oct. 20, 2012
151	Laverne Smith, So.	Tennessee	Sept. 21, 1974	148	June Henley, Fr.	Nebraska	Nov. 6, 1993	176	James Sims, Jr.	Texas	Oct. 27, 2012
102	Laverne Smith, So.	Florida State	Sept. 28, 1974	118	June Henley, Fr.	Missouri	Nov. 20, 1993	126	James Sims, Jr.	Baylor	Nov. 3, 2012
104	Robert Miller, Sr.	Florida State	Sept. 28, 1974	119	Mark Sanders, Fr.	Missouri	Nov. 20, 1993	127	James Sims, Jr.	Texas Tech	Nov. 10, 2012
135	Laverne Smith, So.	Texas A&M	Oct. 5, 1974	117	June Henley, So.	Houston	Sept. 1, 1994	202	Tony Pierson, So.	Texas Tech	Nov. 10, 2012
142	Robert Miller, Sr.	Texas A&M	Oct. 5, 1974	118	June Henley, So.	Texas Christian	Sept. 17, 1994	109	James Sims, Sr.	Rice	Sept. 14, 2013
139	Laverne Smith, So.	Kansas State	Oct. 12, 1974	135	Mark Sanders, So.	Iowa State	Oct. 15, 1994	129	James Sims, Sr.	Oklahoma	Oct. 19, 2013
171	Laverne Smith, So.	Oklahoma State	Nov. 2, 1974	161	L.T. Levine, Sr.	Oklahoma State	Oct. 29, 1994	211	James Sims, Sr.	West Virginia	Nov. 16, 2013
182	Laverne Smith, So.	Colorado	Nov. 9, 1974	221	L.T. Levine, Jr.	Missouri	Nov. 19, 1994	114	James Sims, Sr.	Iowa State	Nov. 13, 2013
294	Nolan Cromwell*, Jr.	Oregon State	Sept. 27, 1975	134	L.T. Levine, Sr.	Texas Christian	Sept. 14, 1995	121	DeAndre Mann, Jr.	SEMO	Sept. 6, 2014
187	Nolan Cromwell*, Jr.	Wisconsin	Oct. 4, 1975	160	June Henley, Jr.	Texas Christian	Sept. 14, 1995	103	Corey Avery, Fr.	Iowa State	Nov. 8, 2014
134	Nolan Cromwell*, Jr.	Iowa State	Oct. 18, 1975	105	L.T. Levine, Sr.	Houston	Sept. 23, 1995	101	Tony Pierson, Sr.	Iowa State	Nov. 8, 2014
169	Laverne Smith, Jr.	Iowa State	Oct. 18, 1975	137	June Henley, Jr.	Colorado	Oct. 7, 1995	157	Ke'aun Kinner, Jr.	S. Dakota St.	Sept. 5, 2015
107	Nolan Cromwell*, Jr.	Kansas State	Nov. 1, 1975	116	L.T. Levine, Sr.	Iowa State	Oct. 14, 1995	113	Ke'aun Kinner, Jr.	Memphis	Sept. 12, 2015
130	Nolan Cromwell*, Jr.	Colorado	Nov. 15, 1975	101	L.T. Levine, Sr.	Oklahoma	Oct. 21, 1995	107	DeAndre Mann, Sr.	Texas Tech	Oct. 17, 2015
113	Dennis Wright, Jr.	Missouri	Nov. 22, 1975	100	L.T. Levine, Sr.	Missouri	Nov. 4, 1995	145	Ke'aun Kinner, Sr.	Oklahoma State	Oct. 22, 2016
120	Norris Banks, So.	Missouri	Nov. 22, 1975	187	June Henley, Sr.	Ball State	Aug. 29, 1996	152	Ke'aun Kinner, Sr.	Iowa State	Nov. 12, 2016
236	Laverne Smith, Jr.	Missouri	Nov. 22, 1975	201	June Henley, Sr.	Texas Christian	Sept. 14, 1996	137	Khalil Herbert, So.	Ohio	Sept. 16, 2017
113	Nolan Cromwell*, Sr.	Oregon State	Sept. 4, 1976	216	June Henley, Sr.	Utah	Sept. 28, 1996	291	Khalil Herbert, So.	West Virginia	Sept. 23, 2017
142	Laverne Smith, Sr.	Washington St.	Sept. 11, 1976	226	June Henley, Sr.	Iowa State	Nov. 2, 1996	125	Pooka Williams Jr.,	Central Michigan	Sept. 8, 2018
115	Laverne Smith, Sr.	Wisconsin	Oct. 2, 1976	209	June Henley, Sr.	Texas	Nov. 16, 1996	163	Pooka Williams Jr.,	Rutgers	Sept. 15, 2018
123	Nolan Cromwell*, Sr.	Wisconsin	Oct. 2, 1976	137	Eric Vann, Sr.	Missouri	Sept. 13, 1997	252	Pooka Williams Jr.,	Oklahoma	Nov. 17, 2018
131	Laverne Smith, Sr.	Colorado	Nov. 13, 1976	137	Eric Vann, Sr.	Oklahoma	Oct. 4, 1997	103	Pooka Williams Jr.,	Texas	Nov. 23, 2018
111	Mark Vicendese, So.	Missouri	Nov. 20, 1976	126	Eric Vann, Sr.	Iowa State	Nov. 1, 1997	121	Pooka Williams Jr., So.	Boston College	Sept. 13, 2019
150	Laverne Smith, Sr.	Missouri	Nov. 20, 1976	268	David Winbush, So.	Colorado	Oct. 24, 1998	187	Khalil Herbert, Jr.	Boston College	Sept. 13, 2019
128	Billy Campfield, Sr.	Oklahoma State	Oct. 22, 1977	131	David Winbush, So.	North Texas	Nov. 7, 1998	137	Pooka Williams Jr., So.	Oklahoma	Oct. 5, 2019
101	Max Ediger, Jr.	Kansas State	Nov. 5, 1977	134	David Winbush, Jr.	CS Northridge	Sept. 11, 1999	190	Pooka Williams Jr., So.	Texas	Oct. 19, 2019
100	Harry Sydney, So.	Oklahoma	Oct. 14, 1978	101	Mitch Bowles, Sr.	Kansas State	Oct. 9, 1999	154	Pooka Williams Jr., So.	Iowa State	Nov. 23, 2019
101	Harry Sydney, Jr.	North Texas	Sept. 29, 1979	106	Moran Norris, Jr.	Missouri	Oct. 23, 1999	116	Pooka Williams Jr., So.	Baylor	Nov. 30, 2019
124	Walter Mack, So.	North Texas	Sept. 29, 1979	111	David Winbush, Jr.	Baylor	Nov. 6, 1999	100	Amari Pesek-Hickson, Fr.	TCU	Nov. 28, 2020
121	Harry Sydney, Jr.	Iowa State	Oct. 20, 1979	118	Moran Norris, Jr.	Oklahoma State	Nov. 13, 1999	100	Jason Bean*, So.	Coastal Carolina	Sept. 10, 2021
110	Harry Sydney, Jr.	Kansas State	Nov. 3, 1979	120	David Winbush, Sr.	Texas Tech	Oct. 28, 2000	107	Devin Neal, Fr.	Duke	Sept. 25, 2021
165	Mike Higgins, Sr.	Kansas State	Nov. 3, 1979	227	Reggie Duncan, So.	Texas Tech	Oct. 6, 2001	100	Devin Neal, Fr.	Oklahoma	Oct. 23, 2021
103	Kerwin Bell, So.	Louisville	Sept. 27, 1980	168	Reggie Duncan, So.	Wyoming	Nov. 24, 2001	143	Devin Neal, Fr.	Texas	Nov. 13, 2021
143	Kerwin Bell, So.	Syracuse	Oct. 4, 1980	131	Clark Green, Fr.	SMS	Sept. 14, 2002	108	Devin Neal, So.	Tennessee Tech	Sept. 2, 2022
156	Kerwin Bell, So.	Iowa State	Oct. 18, 1980	177	Bill Whittemore*, Jr.	Tulsa	Sept. 28, 2002	130	Jalon Daniels*, Jr.	Houston	Sept. 17, 2022
149	Kerwin Bell, So.	Oklahoma State	Oct. 25, 1980	121	Bill Whittemore*, Jr.	Colorado	Oct. 12, 2002	224	Devin Neal, So.	Oklahoma State	Nov. 5, 2022
216	Kerwin Bell, So.	Kansas State	Nov. 1, 1980	160	Clark Green, Fr.	Oklahoma State	Nov. 16, 2002	190	Devin Neal, So.	Texas Tech	Nov. 12, 2022
100	Garfield Taylor, Fr.	Oklahoma	Nov. 8, 1980	117	Clark Green, So.	UNLV	Sept. 6, 2003				
139	Walter Mack, Jr.	Colorado	Nov. 15, 1980	108	Clark Green, So.	Jacksonville St.	Sept. 20, 2003				
157	Kerwin Bell, So.	Colorado	Nov. 15, 1980	103	Clark Green, So.	Colorado	Oct. 11, 2003				
135	Garfield Taylor, So.	Kentucky	Sept. 19, 1981	104	John Randle, So.	Toledo	Sept. 11, 2004				
101	Frank Seurer*, So.	Iowa State	Nov. 7, 1981	105	John Randle, So.	Nebraska	Oct. 2, 2004				
123	Garfield Taylor, So.	Colorado	Nov. 14, 1981	105	John Randle, So.	Kansas State	Oct. 9, 2004				
				118	Clark Green, Jr.	Missouri	Nov. 20, 2004				

* - Indicates quarterback

CAREER PASSING LEADERS



1 TODD REESING
11,194 YARDS
 2006-09

YEAR	G	ATT	CMP	PCT	YARDS	TDS	INT	LONG
2006	3	24	14	58.3	204	3	5	42 Colorado
2007	13	446	276	61.9	3,486	33	7	82 Oklahoma St.
2008	13	495	329	66.5	3,888	32	13	69 Oklahoma
2009	12	496	313	63.1	3,616	22	10	74 Missouri
TOTALS	41	1,461	932	63.3	11,194	90	33	82 OKLAHOMA ST.




6 MIKE NORSETH
4,677 YARDS
 1984-85

YEAR	G	ATT	CMP	PCT	YARDS	TDS	INT	LONG
1984	11	239	136	56.9	1,682	9	6	87 Missouri
1985	12	408	227	55.6	2,995	15	11	65 Vanderbilt
TOTALS	23	647	363	56.1	4,677	24	17	87 MISSOURI



2 FRANK SEURER
6,410 YARDS
 1980-83

YEAR	G	ATT	CMP	PCT	YARDS	TDS	INT	LONG
1980	10	146	64	43.8	797	5	11	72 Colorado
1981	11	176	89	50.5	1,199	4	11	62 Colorado
1982	10	259	127	49.0	1,625	7	15	80 Oklahoma St.
1983	11	353	187	53.0	2,789	14	19	74 USC
TOTALS	42	934	467	50.0	6,410	30	56	80 OKLAHOMA ST.



7 CHIP HILLEARY
4,598 YARDS
 1989-92

YEAR	G	ATT	CMP	PCT	YARDS	TDS	INT	LONG
1989	5	9	2	22.0	18	0	0	16 Oklahoma
1990	11	224	129	57.6	1,730	7	11	72 Oklahoma St.
1991	11	188	98	52.1	1,267	6	5	50 Nebraska
1992	11	215	106	49.3	1,583	12	11	66 Colorado
TOTALS	38	636	335	52.7	4,598	25	27	72 OKLAHOMA ST.



3 KELLY DONOHOE
5,382 YARDS
 1986-89

YEAR	G	ATT	CMP	PCT	YARDS	TDS	INT	LONG
1986	3	87	48	55.2	432	0	7	29 Missouri
1987	9	144	72	50.2	981	3	12	98 Colorado
1988	11	258	131	50.8	1,844	9	13	89 Nebraska
1989	11	256	141	55.1	2,125	12	13	80 Nebraska
TOTALS	34	745	392	52.6	5,382	24	45	98 COLORADO




8 BILL WHITTEMORE
4,051 YARDS
 2002-03

YEAR	G	ATT	CMP	PCT	YARDS	TDS	INT	LONG
2002	9	305	151	49.5	1,666	11	6	39 UNLV
2003	10	263	159	60.5	2,385	18	6	74 Northwestern
TOTALS	19	568	310	54.5	4,051	29	12	74 NORTHWESTERN



4 DAVID JAYNES
5,132 YARDS
 1971-73

YEAR	G	ATT	CMP	PCT	YARDS	TDS	INT	LONG
1971	6	137	64	46.7	748	7	8	50 Kansas State
1972	11	287	153	53.3	2,253	15	21	61 Colorado
1973	11	330	172	52.1	2,131	13	9	57 Oklahoma
TOTALS	28	754	389	51.6	5,132	35	38	61 COLORADO



9 JALON DANIELS
3,592 YARDS
 2020-Pres.

YEAR	G	ATT	CMP	PCT	YARDS	TDS	INT	LONG
2020	7	152	76	50.0	718	1	4	48 TCU
2021	6	117	81	69.2	860	7	3	44 TCU
2022	9	230	152	66.1	2,014	18	4	73 Duke
TOTALS	22	309	499	61.9	3,592	26	11	73 DUKE



5 CARTER STANLEY
5,035 YARDS
 2016-19

YEAR	G	ATT	CMP	PCT	YARDS	TDS	INT	LONG
2016	9	156	93	59.6	959	6	6	95 Kansas State
2017	8	185	101	54.6	1,108	4	7	60 Kansas State
2018	4	47	34	72.3	304	3	1	31 Oklahoma State
2019	12	371	226	60.9	2,664	24	11	75 West Virginia
TOTALS	33	759	454	59.8	5,035	37	25	95 KANSAS STATE



10 DYLEN SMITH
3,562 YARDS
 1999-2000

YEAR	G	ATT	CMP	PCT	YARDS	TDS	INT	LONG
1999	12	263	135	51.3	1,599	12	7	77 Nebraska
2000	11	306	140	45.8	1,963	10	11	77 Oklahoma
TOTALS	23	569	275	48.3	3,562	22	18	77 NEB./OKLA.

PASSING RECORDS

CAREER RECORDS

Total Yards	Yards	Years
1. Todd Reesing	11,194	2006-09
2. Frank Seurer	6,410	1980-83
3. Kelly Donohoe	5,382	1986-89
4. David Jaynes	5,132	1971-73
5. Carter Stanley	5,035	2016-19
6. Mike Norseth	4,677	1984-85
7. Chip Hilleary	4,598	1989-92
8. Bill Whittemore	4,051	2002-03
9. Jalon Daniels	3,592	2020-Pres.
10. Dylon Smith	3,562	1999-2000
11. Jordan Webb	3,079	2010-11
12. Adam Barmann	3,020	2003-06
13. Bobby Douglass	2,817	1966-68
14. Montell Cozart	2,755	2013-16
15. Zac Wegner	2,640	1995-99
16. Jason Bean	2,532	2021-22
17. Ryan Willis	2,530	2015-16
18. Asheiki Preston	2,401	1991-94
19. Mike Orth	2,369	1983-84, 86-87
20. Ray Evans	2,368	1941-42, 46-47

Completions	No.	Years
1. Todd Reesing	932	2006-09
2. Frank Seurer	467	1980-83
3. Carter Stanley	354	2016-19
4. Kelly Donohoe	392	1986-89
5. David Jaynes	389	1971-73
6. Mike Norseth	363	1984-85
7. Chip Hilleary	335	1989-92
8. Peyton Bender	331	2017-18
9. Bill Whittemore	310	2002-03
10. Jalon Daniels	309	2020-Pres.

Attempts	No.	Years
1. Todd Reesing	1,461	2006-09
2. Frank Seurer	934	1980-83
3. Carter Stanley	759	2016-19
4. David Jaynes	754	1971-73
5. Kelly Donohoe	745	1986-89
6. Mike Norseth	647	1984-85
7. Chip Hilleary	636	1989-92
8. Peyton Bender	594	2017-18
9. Dylon Smith	569	1999-2000
10. Bill Whittemore	568	2002-03

Touchdown Passes	No.	Years
1. Todd Reesing	90	2006-09
2. Carter Stanley	37	2016-19
3. David Jaynes	35	1971-73
4. Frank Seurer	30	1980-83
5. Bill Whittemore	29	2002-03
6. Jalon Daniels	26	2020-Pres.
7. Chip Hilleary	25	1989-92
8. Kelly Donohoe	24	1986-89
Mike Norseth	24	1984-85
10. Peyton Bender	23	2017-18

Percentage (min. 300 att.)	Pct.	Years
1. Todd Reesing	63.3 (932-of-1,461)	2006-09
2. Mark Williams	62.5 (195-of-312)	1994-95
3. Jalon Daniels	61.9 (309-of-499)	2020-Pres.
4. Jordan Webb	60.6 (300-of-495)	2010-11
5. Carter Stanley	59.8 (454-of-759)	2016-2019
6. Jason Bean	59.4 (189-of-318)	2021-22
7. Asheiki Preston	58.1 (185-of-318)	1990-94
8. Adam Barmann	56.2 (296-of-527)	2003-06
9. Mike Norseth	56.1 (363-of-647)	1984-85
10. Ryan Willis	54.6 (236-of-432)	2015-16

Yards Per Game		Years
1. 273.0 - Todd Reesing (41 games), 2006-09		
2. 213.2 - Bill Whittemore (19 games), 2002-03		
3. 203.3 - Mike Norseth (23 games), 1984-85		

500-Yard Passing Games	No.	Years
1. Jalon Daniels	1	2020-Pres.

400-Yard Passing Games	No.	Years
1. Todd Reesing	4	2006-09
2. Carter Stanley	2	2016-19
2. Six Players With One		
(Most recent: Carter Stanley vs. Texas Tech, 2019)		

300-Yard Passing Games	No.	Years
1. Todd Reesing	18	2006-09
2. Mike Norseth	4	1984-85
Frank Seurer	4	1980-83
Carter Stanley	4	2016-19
5. Peyton Bender	3	2017-18
David Jaynes	3	1971-73

200-Yard Passing Games	No.	Years
1. Todd Reesing	32	2006-08
2. Carter Stanley	13	2016-19
Bill Whittemore	13	2002-03
4. Mike Norseth	12	1984-85
Frank Seurer	12	1980-83
6. Kelly Donohoe	10	1986-89
David Jaynes	10	1971-73
8. Jalon Daniels	8	2020-Pres.
Adam Barmann	8	2003-06

Most Career Yards vs. One Opponent
1,285 - Todd Reesing (4 games) vs. Missouri, 2006-09

Consecutive Games Completing a Pass
42 - Frank Seurer (10 games in 1980, 11 games in 1981, 10 games in 1982 and 11 games in 1983)

Most Consecutive Games With a TD Pass
24 - Todd Reesing (last five games of 2007, all 13 games in 2008 and first six games in 2009)

SEASON RECORDS

Total Yards	Yards	Year
1. Todd Reesing, Jr.	3,888	2008
2. Todd Reesing, Sr.	3,616	2009
3. Todd Reesing, So.	3,486	2007
4. Carter Stanley, Sr.	2,664	2019
5. Mike Norseth, Sr.	2,995	1985
6. Frank Seurer, Sr.	2,789	1983
7. Bill Whittemore, Sr.	2,385	2003
8. David Jaynes, Jr.	2,253	1972
9. David Jaynes, Sr.	2,131	1973
10. Kelly Donohoe, Sr.	2,125	1989
11. Jalon Daniels	2,014	2022
12. Dylon Smith, Sr.	1,963	2000
13. Mark Williams, Sr.	1,957	1995
14. Peyton Bender, Sr.	1,894	2018
15. Jordan Webb, So.	1,884	2011
16. Kelly Donohoe, Jr.	1,844	1988
17. Chip Hilleary, So.	1,730	1990
18. Ryan Willis, Fr.	1,719	2015
19. Michael Cummings, Jr.	1,715	2014
20. Mike Norseth, Jr.	1,682	1984

Completions	No.	Year
1. Todd Reesing, Jr.	329	2008
2. Todd Reesing, Sr.	313	2009
3. Todd Reesing, So.	276	2007
4. Mike Norseth, Sr.	227	1985
5. Carter Stanley, Sr.	226	2019
6. Frank Seurer, Sr.	187	1983
7. Peyton Bender, Sr.	183	2018
8. Jordan Webb, So.	179	2011
9. Mark Williams, Sr.	174	1995
10. David Jaynes, Sr.	172	1973

Attempts	No.	Year
1. Todd Reesing, Sr.	496	2009
2. Todd Reesing, Jr.	495	2008
3. Todd Reesing, So.	446	2007
4. Mike Norseth, Sr.	408	1985
5. Carter Stanley, Sr.	371	2019
6. Frank Seurer, Sr.	353	1983
7. David Jaynes, Sr.	330	1973
8. Peyton Bender, Sr.	321	2018
9. Ryan Willis, Fr.	315	2015

Touchdown Passes	No.	Year
1. Todd Reesing, So.	33	2007
2. Todd Reesing, Jr.	32	2008
3. Carter Stanley, Sr.	24	2019
4. Todd Reesing, Sr.	22	2009
5. Jalon Daniels	18	2022
Bill Whittemore, Sr.	18	2003
6. Mike Norseth, Sr.	15	1985
David Jaynes, Jr.	15	1972
8. Jason Bean, Sr.	14	2022
Mark Williams, Sr.	14	1995
Frank Seurer, Sr.	14	1983
Dick Gilman, Jr.	14	1948

Percentage (min. 100 att.)	Pct.	Year
1. Todd Reesing, Jr.	66.5 (329-of-495)	2008
2. Jalon Daniels	66.1 (152-of-230)	2022
3. Jason Bean, Sr.	64.0 (87-of-136)	2022
4. Jordan Webb, So.	63.7 (179-of-281)	2011
5. Todd Reesing, Sr.	63.1 (313-of-496)	2009
6. Montell Cozart, Jr.	62.9 (66-of-105)	2015
7. Todd Reesing, So.	61.9 (276-of-446)	2007
8. Mark Williams, Sr.	61.7 (174-of-282)	1995
9. Ryan Willis, So.	61.5 (72-of-117)	2016
10. Asheiki Preston, Jr.	61.0 (97-of-159)	1993
11. Carter Stanley, Sr.	60.9 (226-of-371)	2019
12. Bill Whittemore, Sr.	60.5 (159-of-263)	2003
13. Carter Stanley, RFr.	59.6 (93-of-156)	2016
14. Montell Cozart, R Jr.	58.6 (112-of-191)	2016
15. Chip Hilleary, So.	57.6 (129-of-224)	1990

Yards Per Game	Yards	Year
1. Todd Reesing, Sr.	301.3	2009
2. Todd Reesing, Jr.	299.1	2008
3. Todd Reesing, So.	268.2	2007
4. Frank Seurer, Sr.	253.5	1983
5. Mike Norseth, Sr.	249.6	1985

400-Yard Games	No.	Year
1. Todd Reesing, Sr.	3	2009
2. Seven Players With One		
(Most recent: Carter Stanley vs. Texas Tech, 2019)		

300-Yard Games	No.	Year
1. Todd Reesing, Jr.	8	2008
2. Todd Reesing, Sr.	5	2009
Todd Reesing, So.	5	2007
4. Mike Norseth, Sr.	4	1985
Frank Seurer, Sr.	4	1983

200-Yard Games	No.	Year
1. Todd Reesing, Sr.	11	2009
Todd Reesing, Jr.	11	2008
3. Todd Reesing, So.	10	2007
4. Carter Stanley, Sr.	8	2019
Bill Whittemore, Sr.	8	2003
Mike Norseth, Sr.	8	1985

Consecutive 200-Yard Passing Games
12 - Todd Reesing (last 5 of 2007, first 7 of 2008)
11 - Todd Reesing (last 4 of 2008, first 7 of 2009)
9 - Mike Norseth (last 4 of 1984, first 5 of 1985)

Consec. Games w/TD Pass	No.	Year
1. Todd Reesing, Jr.	13	2008
2. Todd Reesing, So.	7	2007
3. Ryan Willis, Fr.	6	2015
Todd Reesing, Sr.	6	2009
Kerry Meier, Fr.	6	2006
Bill Whittemore, Jr.	6	2002
Bobby Douglass, Sr.	6	1968



TODD REESING - Holds the Kansas records for career, season and game passing yards, completions and touchdowns, among other records. Reesing finished his career with 11,194 passing yards, 932 completions and 90 passing touchdowns.

GAME RECORDS

Total Yards	Yards	Opponent, Date
1. Jalon Daniels, Jr.	544	vs. Arkansas, 12-28-22
2. Todd Reesing, Sr.	498	vs. Missouri, 11-28-09
3. Mike Norseth, Sr.	480	vs. Vanderbilt, 9-14-85
4. Todd Reesing, Sr.	442	vs. Iowa State, 10-10-09
5. Bill Whittemore, Sr.	422	vs. Colorado, 10-11-03
6. Carter Stanley, So.	418	vs. Kansas State, 10-28-17
7. Carter Stanley, Sr.	415	vs. Texas Tech, 10-26-20
8. Todd Reesing, Jr.	412	vs. Louisiana Tech, 9-6-08
9. Kelly Donohoe, Sr.	411	vs. Iowa State, 10-7-89
10. Adam Barmann, Sr.	405	vs. Nebraska, 9-30-06
11. Todd Reesing, Sr.	401	vs. Colorado 10-17-09
David Jaynes, Jr.	401	vs. Washington St. 9-9-72
13. Frank Seurer, Sr.	394	vs. Colorado, 11-5-83
David Jaynes, Sr.	394	vs. Tennessee, 10-6-73
15. Frank Seurer, Sr.	385	vs. USC, 9-24-83
16. Todd Reesing, Jr.	381	vs. South Florida, 9-12-08
17. Todd Reesing, Jr.	375	vs. Missouri, 11-29-08
18. Todd Reesing, So.	368	vs. FIU, 9-22-07
19. Peyton Bender, Jr.	364	vs. SEMO, 9-2-17
20. Todd Reesing, So.	354	vs. Nebraska, 11-3-07
Frank Seurer, Sr.	354	vs. Missouri, 11-19-83
22. Todd Reesing, So.	349	vs. Missouri, 11-24-07
23. Ryan Willis, So.	348	vs. TCU, 10-8-16
24. Peyton Bender, Jr.	343	vs. Ohio, 9-16-17
25. Todd Reesing, Sr.	338	vs. Duke, 9-19-09

Completions	No.	Opponent, Date
1. Jalon Daniels, Jr.	37	vs. Arkansas, 12-28-22
Todd Reesing, Sr.	37	vs. Missouri, 11-28-09
Todd Reesing, Sr.	37	vs. Iowa State, 10-10-09
Todd Reesing, Jr.	37	vs. Missouri, 11-29-08
Todd Reesing, Jr.	37	vs. FIU, 8-30-08
5. Ryan Willis, Fr.	35	vs. Texas Tech, 10-17-15
David Jaynes, Sr.	35	vs. Tennessee, 10-6-73
7. Todd Reesing, Jr.	34	vs. South Florida, 9-12-08
8. Peyton Bender, Jr.	32	vs. Central Michigan, 9-9-17
Todd Reesing, Jr.	32	vs. Louisiana Tech, 9-6-08
10. Ryan Willis, So.	31	vs. TCU, 10-8-16
11. Todd Reesing, So.	30	vs. Nebraska, 11-3-07
Adam Barmann, So.	30	vs. Northwestern, 9-18-04
13. Mike Orth, Sr.	29	vs. North Carolina, 9-13-86
14. Todd Reesing, So.	28	vs. Missouri, 11-24-07
Mike Norseth, Sr.	28	vs. Florida State, 9-28-85

Percentage (Min. 10 Comp.)	Pct. (C-A)	Opponent, Date
1. Dylen Smith, Jr.	86.7 (13-15)	vs. CS-Northridge, 9-11-99
2. Asheiki Preston, Jr.	85.7 (12-14)	vs. Colorado St., 10-2-93
Steve Smith, Jr.	85.7 (12-14)	vs. Syracuse, 10-4-80
Brian Bethke, Sr.	85.7 (12-14)	vs. Kansas State, 11-3-79
5. Todd Reesing, Jr.	84.2 (32-38)	vs. Louisiana Tech, 9-6-08
6. Jalon Daniels, Jr.	83.3 (15-18)	vs. Tennessee Tech, 9-2-22
7. Jalon Daniels, Jr.	82.6 (19-23)	vs. Duke, 9-24-22
8. Asheiki Preston, Sr.	82.4 (14-17)	vs. Houston, 9-1-94
9. Todd Reesing, So.	80.7 (21-26)	vs. Iowa State, 11-17-07

10. Bill Whittemore, Sr.	80.0 (12-15)	vs. Wyoming, 9-13-03
Kelly Donohoe, Sr.	80.0 (12-15)	vs. Kent State, 9-16-89

Consecutive Comp.	No.	Opponent, Date
1. Todd Reesing, Jr.	14	vs. Minnesota, 12-31-08
2. Mark Williams, Sr.	12	vs. Iowa State, 10-14-95
Mike Norseth, Sr.	12	vs. Florida State, 9-28-85

Attempts	No.	Opponent, Date
1. Peyton Bender, Jr.	62	vs. SEMO, 9-2-17
2. David Jaynes, Sr.	58	vs. Tennessee, 10-6-73
3. Jalon Daniels, Jr.	55	vs. Arkansas, 12-28-22
Todd Reesing, Sr.	55	vs. Missouri, 11-28-09
5. Adam Barmann, Sr.	54	vs. Nebraska, 9-30-06
6. Todd Reesing, Jr.	52	vs. FIU, 8-30-08
Frank Seurer, Sr.	52	vs. Colorado, 11-5-83
8. Todd Reesing, Sr.	51	vs. Colorado, 10-17-09
Todd Reesing, Jr.	51	vs. Missouri, 11-29-08
Todd Reesing, Jr.	51	vs. South Florida, 9-12-08
11. Ryan Willis, Fr.	50	vs. Texas Tech, 10-17-15
Jason Swanson, Sr.	50	vs. Colorado, 10-22-05
Mike Orth, Sr.	50	vs. North Carolina, 9-13-86
14. Todd Reesing, Sr.	49	vs. Iowa State, 10-10-09
Todd Reesing, So.	49	vs. Missouri, 11-24-07
Adam Barmann, So.	49	vs. Nebraska, 10-2-04
17. Carter Stanley, So.	48	vs. Kansas State, 10-28-17
Adam Barmann, So.	48	vs. Northwestern, 9-18-04
Kelly Donohoe, Sr.	48	vs. Iowa State, 10-7-89
20. Carter Stanley, Sr.	47	vs. Texas, 10-19-20
Peyton Bender, Jr.	47	vs. Ohio, 9-16-17

Touchdown Passes	No.	Opponent, Date
1. Todd Reesing, So.	6	vs. Nebraska, 11-3-07
2. Jalon Daniels, Jr.	5	vs. Arkansas, 12-28-22
Ralph Miller, So.	5	vs. Washburn, 10-8-38
3. Jalon Daniels, Jr.	4	vs. Duke, 9-24-22
Jason Bean, Sr.	4	vs. Oklahoma, 10-15-22
Carter Stanley, Sr.	4	vs. Texas, 10-19-20
Peyton Bender, Jr.	4	vs. SEMO, 9-2-17
Todd Reesing, Sr.	4	vs. Missouri, 11-28-09
Todd Reesing, Sr.	4	vs. Iowa State, 10-10-09
Todd Reesing, Jr.	4	vs. Minnesota, 12-31-08
Todd Reesing, Jr.	4	vs. Missouri, 11-29-08
Todd Reesing, So.	4	vs. Iowa State, 11-17-07
Todd Reesing, So.	4	vs. Toledo, 9-15-07
Todd Reesing, So.	4	vs. Central Michigan, 9-1-07
Jason Swanson, Sr.	4	vs. Houston, 12-23-05
Adam Barmann, So.	4	vs. Toledo, 9-11-04
Adam Barmann, Fr.	4	vs. Texas A&M, 11-1-03
Bill Whittemore, Sr.	4	vs. Wyoming, 9-13-03
Matt Johner, Jr.	4	vs. Utah, 9-28-96
Chip Hilleary, Sr.	4	vs. Iowa State, 10-17-92
Kelly Donohoe, Sr.	4	vs. Louisville, 9-9-89
Mike Orth, Sr.	4	vs. Southern Illinois, 10-4-86
Mike Norseth, Sr.	4	vs. Eastern Illinois, 10-5-85

YEARLY LEADERS

Year	Player	C	A	Pct.	Int.	TD	Yds.
1937	Lyman Diven, Jr.	21	60	.350	3	--	207
1938	Ralph Miller, So.	25	53	.472	2	--	407
1939	Ralph Miller, Jr.	23	37	.622	4	--	261
1940	Ed Hall, Jr.	22	52	.420	8	--	251
1941	Ralph Miller, Sr.	54	100	.540	12	3	657
1942	Ray Evans, So.	101	200	.505	9	7	1,117
1943	Bob George	18	37	.486	3	--	288
1944	Charlie Moffatt, So.	24	58	.413	4	--	222
1945	George Gear, Fr.	21	58	.362	4	--	223
1946	Ray Evans, Jr.	17	39	.435	4	5	379
1947	Ray Evans, Sr.	30	60	.500	0	4	598
1948	Dick Gilman, Jr.	44	129	.341	14	14	945
1949	Dick Gilman, Sr.	49	118	.415	16	4	885
1950	Chet Strehlow, So.	32	88	.363	12	8	651
1951	Jerry Robertson, Jr.	54	113	.478	8	10	925
1952	Jerry Robertson, Sr.	55	101	.545	11	6	868
1953	John McFarland, So.	28	79	.354	7	1	343
1954	Bev Buller, Jr.	18	51	.353	9	3	303
1955	Wally Strauch, Sr.	28	76	.368	11	3	498
1956	Wally Strauch, Jr.	32	80	.400	10	5	596
1957	Wally Strauch, Sr.	26	43	.604	3	3	320
1958	Larry McKnown, Sr.	10	23	.435	1	2	219
1959	Lee Flachsbarth, So.	14	27	.518	3	2	345
1960	John Hadl, Jr.	43	87	.494	5	3	566
1961	John Hadl, Sr.	44	93	.473	6	7	665
1962	Roger McFarland, Sr.	28	86	.325	4	--	366
1963	Steve Renko, So.	31	86	.360	8	3	505
1964	Bobby Skahan, So.	41	78	.525	1	2	550
1965	Bill Fenton, Jr.	35	104	.337	9	2	500
1966	Bobby Skahan, Sr.	23	47	.489	5	0	299
1967	Bobby Douglass, Jr.	82	173	.474	11	7	1,326
1968	Bobby Douglass, Sr.	84	168	.500	6	12	1,316
1969	Phil Basler, So.	40	110	.364	8	4	746
1970	Dan Heck, Jr.	81	188	.431	15	10	1,169
1971	David Jaynes, So.	64	137	.467	8	7	748
1972	David Jaynes, Jr.	153	287	.533	21	15	2,253
1973	David Jaynes, Sr.	172	330	.521	9	13	2,131
1974	Scott McMichael, So.	74	156	.474	13	5	1,044
1975	Nolan Cromwell, Jr.	20	49	.408	4	3	333
1976	Nolan Cromwell, Sr.	13	43	.302	3	1	273
1977	Brian Bethke, Jr.	23	53	.434	5	1	384
1978	Harry Sydney, So.	44	107	.411	8	2	605
1979	Brian Bethke, Sr.	59	108	.550	5	5	874
1980	Frank Seurer, Fr.	64	146	.438	11	5	797
1981	Frank Seurer, So.	89	176	.506	11	4	1,199
1982	Frank Seurer, Jr.	127	259	.490	15	7	1,625
1983	Frank Seurer, Sr.	187	353	.530	19	14	2,789
1984	Mike Norseth, Jr.	136	239	.569	6	9	1,682
1985	Mike Norseth, Sr.	227	408	.556	11	15	2,995
1986	Mike Orth, Sr.	144	290	.496	12	7	1,548
1987	Kelly Donohoe, So.	72	144	.500	12	3	981
1988	Kelly Donohoe, Jr.	131	258	.508	13	9	1,844
1989	Kelly Donohoe, Sr.	141	256	.551	13	12	2,125
1990	Chip Hilleary, So.	129	224	.576	11	7	1,730
1991	Chip Hilleary, Jr.	98	188	.521	5	6	1,267
1992	Chip Hilleary, Sr.	106	215	.493	11	12	1,583
1993	Asheiki Preston, Jr.	97	159	.610	3	3	1,233
1994	Asheiki Preston, Sr.	88	156	.564	6	7	1,168
1995	Mark Williams, Sr.	174	282	.617	10	14	1,957
1996	Matt Johner, Jr.	96	185	.519	4	10	1,232
1997	Zac Wegner, So.	66	144	.458	5	4	970
1998	Zac Wegner, Jr.	91	186	.489	6	7	1,367
1999	Dylen Smith, Sr.	135	263	.513	7	12	1,599
2000	Dylen Smith, Sr.	140	306	.458	11	10	1,963
2001	Mario Kinsey, Fr.	88	202	.436	11	7	1,215
2002	Bill Whittemore, Jr.	151	305	.495	6	11	1,666
2003	Bill Whittemore, Sr.	159	263	.605	6	18	2,385
2004	Adam Barmann, So.	141	262	.538	9	12	1,427
2005	Jason Swanson, Sr.	105	190	.553	10	7	1,223
2006	Kerry Meier, Fr.	104	184	.565	10	13	1,193
2007	Todd Reesing, So.	276	446	.619	7	33	3,486
2008	Todd Reesing, Jr.	495	329	.665	13	32	3,888
2009	Todd Reesing, Sr.	313	496	.631	10	22	3,616
2010	Jordan Webb, Fr.	121	214	.565	8	7	1,195
2011	Jordan Webb, So.	179	281	.637	12	13	1,884
2012	Dayne Crist, Sr.	103	216	.477	9	4	1,313
2013	Jake Heaps, Jr.	128	261	.490	10	8	1,414
2014	Michael Cummings, Jr.	137	244	.561	6	9	1,715
2015	Ryan Willis, Fr.	164	315	.521	10	9	1,719
2016	Montell Cozart, Jr.	112	191	.586	9	7	1,075
2017	Peyton Bender, Jr.	148	273	.542	10	10	1,609
2018	Peyton Bender, Sr.	183	321	.570	3	13	1,894
2019	Carter Stanley, Sr.	226	371	.609	11	24	2,664
2020	Jalon Daniels, Fr.	76	152	.500	4	1	718
2021	Jason Bean, So.	102	182	.560	6	6	1,252
2022	Jalon Daniels, Jr.	152	230	.661	4	18	2,014

RECEIVING RECORDS

CAREER RECORDS

Total Yards	Yards	Years
1. Dezmon Briscoe	3,240	2007-09
2. Steven Sims Jr.	2,582	2015-18
3. Kerry Meier	2,309	2006-09
4. Willie Vaughn	2,266	1985-88
5. Mark Simmons	2,161	2002-05
6. Richard Estell	1,997	1982-85
7. Emmett Edwards	1,808	1972-74
8. Bob Johnson	1,779	1981-83
9. Brandon Rideau	1,636	2001-04
10. Marcus Henry	1,599	2004-07
11. Termaine Fulton	1,565	1997-2001
12. Kwamie Lassiter II	1,550	2017-22
13. Quintin Smith	1,547	1987-89
14. Harrison Hill	1,535	1997-2001
15. Dexton Fields	1,518	2005-08
16. David Verser	1,476	1977-80
17. Isaac Byrd	1,441	1994-96
18. Bruce Adams	1,438	1972-74
19. Kenny Drayton	1,427	1988-91
20. Charles Gordon	1,252	2003-05

Receptions	No.	Years
1. Kerry Meier	226	2006-09
2. Dezmon Briscoe	219	2007-09
3. Steven Sims Jr.	214	2015-18
4. Mark Simmons	155	2002-05
5. Kwamie Lassiter II	148	2017-22
6. Willie Vaughn	133	1985-88
7. Brandon Rideau	131	2001-04
8. Dexton Fields	129	2005-08
9. Clark Green	122	2002-05
10. Richard Estell	117	1982-85
11. Harrison Hill	108	1997-2001
12. Charles Gordon	106	2003-05
13. Emmett Edwards	105	1972-74
14. Marcus Henry	104	2004-07
15. Isaac Byrd	101	1995-96
16. Daymond Patterson	98	2008-12
Derek Fine	98	2003-07
18. Kenny Drayton	97	1988-91
Quintin Smith	97	1987-89
20. Luke Grimm	93	2020-Pres.

Touchdown Receptions	No.	Years
1. Dezmon Briscoe	31	2007-09
2. Steven Sims Jr.	19	2015-18
3. Kerry Meier	18	2006-09
4. Willie Vaughn	17	1985-88
Bruce Adams	17	1972-74
6. Mark Simmons	16	2002-05
7. Dexton Fields	15	2005-08
8. Brandon Rideau	14	2001-04
9. Marcus Henry	13	2004-07
10. Isaac Byrd	12	1994-96
11. Luke Grimm	11	2020-Pres.
Jimmay Mundine	11	2011-14
Termaine Fulton	11	1997-2001
David Verser	11	1977-80
14. Derek Fine	10	2003-07
Dwayne Chandler	10	1990-93
Bob Johnson	10	1981-83

Average Yards Per Catch

(Min. 50 catches)		
21.18	Dwayne Chandler	1990-93 (54 for 1,144)
(Min. 100 catches)		
17.2	Emmett Edwards	1972-74 (105 for 1,808)

100-Yard Games

1. Dezmon Briscoe	14 (7 in 2008, 7 in 2009)
2. Kerry Meier	10 (5 in 2008, 5 in 2009)
3. Steven Sims Jr.	8 (4 in 2016, 3 in 2017, 1 in 2018)
Willie Vaughn	8 (2 in 1985, 2 in 1987, 4 in 1988)
5. Richard Estell	6 (1 in 1983, 1 in 1984, 4 in 1985)
Bob Johnson	6 (1 in 1982, 5 in 1983)

Receptions By A Tight End	No.	Years
1. Derek Fine	98	2003-07
2. John Mosier	87	1967-69
3. Jimmay Mundine	86	2011-14
4. John Baker	78	1986-89
5. John Schroll	68	1970-72

Receptions By A Running Back	No.	Years
1. Clark Green	122	2002-05
2. Jake Sharp	86	2006-09
3. James Sims	72	2010-13
4. June Henley	61	1993-96
5. Robert Miller	56	1972-74

SEASON RECORDS

Yards	Yards	Year
1. Dezmon Briscoe, So.	1,407	2008
2. Dezmon Briscoe, Jr.	1,337	2009
3. Bob Johnson, Sr.	1,144	1983
4. Richard Estell, Sr.	1,109	1985
5. Kerry Meier, Jr.	1,045	2008
6. Marcus Henry, Sr.	1,014	2007
7. Kerry Meier, Sr.	985	2009
8. Quintin Smith, Sr.	898	1989
9. Steven Sims Jr., So.	859	2016
10. Isaac Byrd, Sr.	840	1996
11. Steven Sims Jr., Jr.	839	2017
12. Dexton Fields, Jr.	834	2007
13. Andrew Parchment, Jr.	831	2019
14. Willie Vaughn, Sr.	812	1988
15. Emmett Edwards, Jr.	802	1973
16. Charles Gordon, Fr.	769	2003
Mark Simmons, So.	769	2003
18. LaQuvionte Gonzalez, Jr.	729	2016
19. Stephon Robinson Jr., Jr.	727	2019
20. Bruce Adams, So.	704	1972

Receptions	No.	Year
1. Kerry Meier, Sr.	102	2009
2. Kerry Meier, Jr.	97	2008
3. Dezmon Briscoe, So.	92	2008
4. Dezmon Briscoe, Jr.	84	2009
5. Steven Sims Jr., So.	72	2016
6. Richard Estell, Sr.	70	1985
7. Andrew Parchment, Jr.	65	2019
8. Dexton Fields, Jr.	63	2007
9. LaQuvionte Gonzalez, Jr.	62	2016
10. Daymond Patterson, Jr.	60	2010
11. Steven Sims Jr., Jr.	59	2017
Kwamie Lassiter II, Sr.	59	2021
13. Charles Gordon, Sr.	57	2003
14. Marcus Henry, Sr.	54	2007
15. Steven Sims Jr., Sr.	53	2018
Isaac Byrd, Sr.	53	1996
17. Luke Grimm, Jr.	52	2022
18. Brandon Rideau, Sr.	51	2004
Brandon Rideau, Jr.	51	2003
20. Quintin Smith, Sr.	50	1989

Touchdown Receptions	No.	Year
1. Dezmon Briscoe, So.	15	2008
2. Marcus Henry, Sr.	10	2007
3. Dezmon Briscoe, Jr.	9	2009
4. Stephon Robinson Jr., Jr.	8	2019
Kerry Meier, Sr.	8	2009
Kerry Meier, Jr.	8	2008
Quintin Smith, Sr.	8	1989
Bruce Adams, So.	8	1972
9. Andrew Parchment, Jr.	7	2019
Steven Sims Jr., So.	7	2016
Dezmon Briscoe, Fr.	7	2007
Brandon Rideau, Sr.	7	2004
Mark Simmons, So.	7	2003
Isaac Byrd, Sr.	7	1996
Bruce Adams, Jr.	7	1973
16. Luke Grimm, Jr.	6	2022
Mason Fairchild, Sr.	6	2022
Steven Sims Jr., Jr.	6	2017
Dexton Fields, Jr.	6	2007
Brandon Rideau, Jr.	6	2003
Dwayne Chandler, Jr.	6	1992
Willie Vaughn, Sr.	6	1988

Yards Per Catch

(Min. 10 catches)	30.2, Termaine Fulton, So., 1998 (10 for 302)
(Min. 25)	26.9, Willie Vaughn, Jr., 1987 (25 for 672)
(Min. 35)	20.8, Willie Vaughn, Sr., 1988 (39 for 812)
(Min. 50)	19.7, Bob Johnson, Sr., 1983 (58 for 1,144)

100-Yard Games

	No.	Year
1. Dezmon Briscoe, Jr.	7	2009
Dezmon Briscoe, So.	7	2008
3. Kerry Meier, Sr.	5	2009
Kerry Meier, Jr.	5	2008
Marcus Henry, Sr.	5	2007
Bob Johnson, Sr.	5	1983
7. Andrew Parchment, Jr.	4	2019
Steven Sims Jr., So.	4	2016
Isaac Byrd, Sr.	4	1996
Willie Vaughn, Sr.	4	1988
Richard Estell, Sr.	4	1985

Consec. 100-Yard Games

	No.	Year
1. Dezmon Briscoe, So.	4	2008
2. Kerry Meier, Sr.	3	2009
Kerry Meier, Jr.	3	2008
Marcus Henry, Sr.	3	2007
Isaac Byrd, Sr.	3	1996
Willie Vaughn, Sr.	3	1988
Bob Johnson, Sr.	3	1983

Rec. By A Tight End

	No.	Year
1. Derek Fine, Sr.	46	2007
2. Jimmay Mundine, Sr.	45	2014
3. John Schroll, Jr.	40	1971
4. John Mosier, So.	37	1967
5. Mason Fairchild, Sr.	35	2022
6. Lionel Anderson, Sr.	33	2004

Rec. By A Running Back

	No.	Year
1. Clark Green, So.	44	2003
2. Clark Green, Fr.	37	2002
3. John Randle, So.	35	2004
4. Jake Sharp, Sr.	34	2009
Arnold Snell, So.	34	1986

CAREER RECEIVING LEADERS



1 DEZMON BRISCOE
3,240 YARDS
2007-09

YEAR	G	REC	YDS	AVG	TDS
2007	13	43	496	11.5	7
2008	13	92	1,407	15.3	15
2009	11	84	1,337	15.9	9
TOTALS	37	219	3,240	14.8	31



2 STEVEN SIMS JR.
2,582 YARDS
2015-18

YEAR	G	REC	YDS	AVG	TDS
2015	11	30	349	11.6	2
2016	12	72	859	111.9	7
2017	11	59	839	14.2	6
2018	12	53	535	10.1	4
TOTALS	46	214	2,582	12.1	19



3 KERRY MEIER
2,309 YARDS
2006-09

YEAR	G	REC	YDS	AVG	TDS
2006	8	1	5	5.0	0
2007	13	26	274	10.5	2
2008	13	97	1,045	10.8	8
2009	13	102	985	9.7	8
TOTALS	47	226	2,309	10.2	18



4 WILLIE VAUGHN
2,266 YARDS
1985-88

YEAR	G	REC	YDS	AVG	TDS
1985	12	28	441	15.8	5
1986	10	41	341	8.3	2
1987	11	25	672	26.9	4
1988	10	39	812	20.8	6
TOTALS	43	133	2,266	17.0	17



5 MARK SIMMONS
2,161 YARDS
2002-05

YEAR	G	REC	YDS	AVG	TDS
2002	12	23	208	9.0	2
2003	13	40	769	19.2	7
2004	11	48	553	11.5	3
2005	12	44	631	14.3	4
TOTALS	48	155	2,161	13.9	16



6 RICHARD ESTELL
1,997 YARDS
1982-85

YEAR	G	REC	YDS	AVG	TDS
1983	11	22	388	17.6	1
1984	9	25	500	20.0	3
1985	12	70	1,109	15.8	4
TOTALS	32	117	1,997	17.1	8



Dezmon Briscoe - Holds the Kansas record most career receiving yards (3,240), receiving yards in a season (1,407), career 100-yard games (14) and career touchdown receptions (31).

GAME RECORDS

Total Yards	Yards	Opponent, Date
1. Dezmon Briscoe, So.	269	vs. Oklahoma, 10-18-08
2. Dezmon Briscoe, Jr.	242	vs. Missouri, 11-28-09
3. Steven Sims Jr., Jr.	233	vs. Kansas State, 10-28-17
4. Quintin Smith, Sr.	221	vs. Louisville, 9-9-89
5. Bob Johnson, Sr.	208	vs. Kansas State, 10-15-83
6. Bob Johnson, Sr.	203	vs. Colorado, 11-5-83
7. Dezmon Briscoe, So.	201	vs. Minnesota, 12-31-08
8. Marcus Henry, Sr.	199	vs. Oklahoma State, 11-10-07
9. Darren Green, Sr.	197	vs. USC, 9-24-83
10. Richard Estell, Sr.	187	vs. Indiana State, 9-21-85
11. Stephon Robinson Jr., Jr.	186	vs. Texas Tech, 10-26-20
Dezmon Briscoe, Jr.	186	vs. Iowa State, 10-10-09
13. Dezmon Briscoe, Jr.	181	vs. Texas Tech, 10-31-09
14. Johnathan Wilson, So.	179	vs. USF, 9-12-08
15. Isaac Byrd, Sr.	178	vs. Kansas State, 11-9-96
16. Dezmon Briscoe, So.	176	vs. Nebraska, 11-8-08
17. Bob Johnson, Sr.	175	vs. Missouri, 11-19-83
18. Richard Estell, Sr.	174	vs. Vanderbilt, 9-14-85
19. Quintin Smith, Sr.	169	vs. Nebraska, 11-11-89
Richard Estell, Sr.	169	vs. Missouri, 11-23-85

Receptions	No.	Opponent, Date
1. Kerry Meier, Sr.	16	vs. Iowa State, 10-10-09
2. Dezmon Briscoe, Jr.	14	vs. Missouri, 11-28-09
Dezmon Briscoe, So.	14	vs. Minnesota, 12-31-08
Kerry Meier, Jr.	14	vs. Missouri, 11-29-08
5. Dezmon Briscoe, Jr.	12	vs. Iowa State, 10-10-09
Dezmon Briscoe, So.	12	at Oklahoma, 10-18-08
7. Kerry Meier, Sr.	11	at Colorado, 10-17-09
Kerry Meier, Jr.	11	at South Florida, 9-12-08
Dexton Fields, Jr.	11	vs. Iowa State, 11-17-07
Isaac Byrd, Sr.	11	vs. Iowa State, 11-2-96
Quintin Smith, Sr.	11	vs. Louisville, 9-9-89
Willie Vaughn, So.	11	vs. Colorado, 11-8-86
13. Luke Grimm, Jr.	10	vs. Arkansas, 12-28-22
Steven Sims Jr.,	10	vs. Oklahoma State, 9-29-18
Kerry Meier, Sr.	10	vs. Missouri, 11-28-09
Kerry Meier, Sr.	10	vs. Southern Miss., 9-26-09
Kerry Meier, Jr.	10	vs. Minnesota, 12-31-08
Johnathan Wilson, So.	10	at USF, 9-12-08

Touchdown Receptions	No.	Opponent, Date
1. Quintin Smith, Sr.	4	vs. Louisville, 9-9-89
2. Dezmon Briscoe, So.	3	vs. Minnesota, 12-31-08
Dezmon Briscoe, So.	3	vs. FIU, 8-30-08
Marcus Henry, Sr.	3	vs. Oklahoma State, 11-10-07
Dezmon Briscoe, Fr.	3	vs. Nebraska, 11-03-07

Average Yards Per Catch	(Min. 5 catches)	Opponent, Date
32.2	Willie Vaughn	vs. Oklahoma, 1988 (5 for 161)
(Min. 8 catches)	25.8	Steven Sims Jr. vs. Kansas State, 2017 (9 for 233)
(Min. 10 catches)	20.8	Bob Johnson vs. Kansas State, 1983 (10 for 208)

Longest Pass Play	Yards	Opponent, Date
1. Kelly Donohoe to Willie Vaughn	98	vs. Colorado, 1987
2. Bill Fenton to Willie Smith	97	vs. Texas Tech, 1965
3. Carter Stanley to LaQuivonte Gonzalez	95	vs. Kansas State, 2016
4. Kelly Donohoe to Willie Vaughn	89	vs. Nebraska, 1988
5. Mike Norseth to Richard Estell	87	vs. Missouri, 1984
6. Todd Reesing to Marcus Henry	82	vs. Oklahoma St., 2007
7. Kelly Donohoe to Quintin Smith	80 [†]	vs. Nebraska, 1989
Frank Seurer to Bob Johnson	80	vs. Oklahoma St., 1982
Norris Banks to David Verser	80	vs. Texas A&M, 1977
Larry McKown to Homer Floyd	80	vs. Missouri, 1958
Dick Gilman to Bryan Sperry	80	vs. Nebraska, 1948
12. Phil Basler to Ron Jessie	79	vs. Missouri, 1969
13. Michael Cummings to Nigel King	78	vs. TCU, 2014
Adam Barmann to Brandon Rideau	78	vs. Oklahoma, 2004
15. Peyton Bender to Steven Sims Jr.	77	vs. SEMO, 2017
Jake Heaps to Tony Pierson	77	vs. Rice, 2013
Mario Kinsey to Roger Ross	77	vs. Oklahoma, 2001
Dylen Smith to Roger Ross	77	vs. Oklahoma, 2000
Dylen Smith to Michael Chandler	77	vs. Nebraska, 1999
Zac Wegner to Termaine Fulton	77	vs. Texas, 1997
Matt Johner to Isaac Byrd	77	vs. Nebraska, 1996
Kelly Donohoe to Kenny Drayton	77	vs. Kent State, 1989

[†] - non-scoring

100 YARD RECEIVING GAMES

(SINCE 1974)

Rec.-Yds.	Player	Opponent	Year
4-107	Emmett Edwards, Sr.	Florida State	1974
5-121	Emmett Edwards, Sr.	Texas A&M	1974
3-123	Waddell Smith, Sr.	Wisconsin	1976
3-102	David Verser, Sr.	Kansas State	1978
5-100	David Verser, Jr.	Syracuse	1979
4-109	David Verser, Sr.	Syracuse	1980
3-103	David Verser, Sr.	Kansas State	1980
2-107	David Verser, Sr.	Colorado	1980
5-131	Wayne Capers, Jr.	Colorado	1981
4-128	Robert Johnson, Jr.	TCU	1982
7-197	Darren Green, Sr.	USC	1983
3-154	Robert Johnson, Sr.	Iowa State	1983
10-208	Robert Johnson, Sr.	Kansas State	1983
8-105	Robert Johnson, Sr.	Okla. State	1983
5-144	Richard Estell, Sr.	Nebraska	1983
7-108	Sandy McGee, Jr.	Missouri	1983
8-175	Robert Johnson, Sr.	Missouri	1983
6-141	Johnny Holloway, Sr.	Florida State	1984
3-120	Richard Estell, Jr.	Missouri	1984
6-107	Johnny Holloway, Jr.	Hawai'i	1985
6-153	Willie Vaughn, Fr.	Vanderbilt	1985
9-174	Richard Estell, Sr.	Vanderbilt	1985
7-187	Richard Estell, Sr.	Indiana State	1985
5-117	Willie Vaughn, Fr.	E. Illinois	1985
8-126	Richard Estell, Sr.	Colorado	1985
8-169	Richard Estell, Sr.	Missouri	1985
5-156	Willie Vaughn, Jr.	Kansas State	1987
6-120	Quintin Smith, Sr.	Iowa State	1987
6-106	Willie Vaughn, Jr.	Okla. State	1987
5-113	Willie Vaughn, Sr.	N.M. State	1988
4-114	Willie Vaughn, Sr.	Nebraska	1988
6-110	Willie Vaughn, Sr.	Colorado	1988
5-161	Willie Vaughn, Sr.	Oklahoma	1988
11-221	Quintin Smith, Sr.	Louisville	1989
2-120	Kenny Drayton, Sr.	Kansas State	1989
6-152	Jim New, Sr.	Iowa State	1989
4-100	Kenny Drayton, Sr.	Okla. State	1989
9-169	Quintin Smith, Sr.	Nebraska	1989
5-105	Chad Fette, Sr.	Louisville	1990
4-116	Rob Licursi, Jr.	Kansas State	1990
9-102	Rob Licursi, Jr.	Okla. State	1990
5-111	Kenny Drayton, Jr.	Okla. State	1990
4-115	Dwayne Chandler, Jr.	Ball State	1992
5-100	Dwayne Chandler, Jr.	Iowa State	1992
3-101	Dwayne Chandler, Sr.	W. Carolina	1993
5-153	Ashaundai Smith, Jr.	Colorado	1994
6-118	Ashaundai Smith, Sr.	North Texas	1995
5-104	Isaac Byrd, Jr.	Missouri	1995
7-129	Isaac Byrd, Sr.	Texas Tech	1996
4-111	Isaac Byrd, Sr.	Nebraska	1996
11-158	Isaac Byrd, Sr.	Iowa State	1996
9-178	Isaac Byrd, Sr.	Kansas State	1996
4-138	Termaine Fulton, Fr.	Texas	1997
4-113	Termaine Fulton, Sr.	Illinois	1998
5-107	Harrison Hill, Jr.	San Diego State	1999
5-122	Harrison Hill, Jr.	Missouri	1999
8-144	Harrison Hill, Sr.	Oklahoma	2000
8-114	Harrison Hill, Sr.	Kansas State	2000
6-101	Byron Gasaway, Sr.	Missouri	2002
5-106	Brandon Rideau, Jr.	Jacksonville St.	2003
5-107	Brandon Rideau, Jr.	Colorado	2003
6-152	Mark Simmons, Sr.	Colorado	2003
9-109	Brandon Rideau, Jr.	N.C. State	2003
8-135	Mark Simmons, Jr.	Texas	2004
8-100	Brandon Rideau, Sr.	Missouri	2004
6-106	Mark Simmons, Sr.	La. Tech	2005
6-100	Mark Simmons, Sr.	Nebraska	2005
8-108	Dexton Fields, Sr.	Nebraska	2006
8-129	Brian Murph, Sr.	Nebraska	2006
7-103	Marcus Henry, Sr.	C. Michigan	2007
5-119	Marcus Henry, Sr.	Southeastern La.	2007
7-133	Marcus Henry, Sr.	Toledo	2007
6-101	Marcus Henry, Sr.	Nebraska	2007
8-199	Marcus Henry, Sr.	Oklahoma State	2007
11-109	Dexton Fields, Jr.	Iowa State	2007
8-116	Dexton Fields, Jr.	Missouri	2007
7-101	Dexton Fields, Jr.	Virginia Tech	2007
7-146	Dezmon Briscoe, Sr.	Louisiana Tech	2008
8-130	Daymond Patterson, Fr.	Louisiana Tech	2008
10-179	Johnathan Wilson, Sr.	South Florida	2008
11-120	Kerry Meier, Jr.	South Florida	2008
8-136	Kerry Meier, Jr.	Sam Houston State	2008
5-124	Dezmon Briscoe, Sr.	Sam Houston State	2008
7-125	Kerry Meier, Jr.	Iowa State	2008
3-107	Jake Sharp, Jr.	Iowa State	2008
12-269	Dezmon Briscoe, Sr.	Oklahoma	2008
6-176	Dezmon Briscoe, Sr.	Nebraska	2008
9-115	Dezmon Briscoe, Sr.	Texas	2008
9-115	Dezmon Briscoe, Sr.	Missouri	2008
14-106	Kerry Meier, Jr.	Missouri	2008
14-201	Dezmon Briscoe, Sr.	Minnesota	2008
10-113	Kerry Meier, Jr.	Minnesota	2008
5-115	Kerry Meier, Sr.	No. Colorado	2009
8-154	Dezmon Briscoe, Jr.	UTEP	2009
6-117	Dezmon Briscoe, Jr.	Duke	2009
10-141	Kerry Meier, Sr.	So. Mississippi	2009
12-186	Dezmon Briscoe, Jr.	Iowa State	2009
16-142	Kerry Meier, Sr.	Iowa State	2009
8-154	Dezmon Briscoe, Jr.	Colorado	2009
11-103	Kerry Meier, Sr.	Colorado	2009
9-181	Dezmon Briscoe, Jr.	Texas Tech	2009
10-127	Kerry Meier, Sr.	Nebraska	2009
5-101	Dezmon Briscoe, Jr.	Texas	2009
14-242	Dezmon Briscoe, Jr.	Missouri	2009
3-107	JaCorey Shepherd, Fr.	McNeese State	2011
3-100	Andrew Turzilli, Sr.	TCU	2012
6-118	Tony Pierson, Jr.	Texas Tech	2013
5-101	Nigel King, Jr.	Iowa State	2014
5-128	Nigel King, Jr.	TCU	2014
7-137	Jimmay Mundine, Sr.	TCU	2014
6-115	Tre' Parmalee, Sr.	Oklahoma State	2015
5-124	Steven Sims Jr., Sr.	Rhode Island	2016
4-114	Steven Sims Jr., Sr.	Ohio	2016
8-131	LaQuvionte Gonzalez, Jr.	TCU	2016
9-101	Steven Sims Jr., Sr.	TCU	2016
6-106	LaQuvionte Gonzalez, Jr.	Oklahoma State	2016
9-124	Steven Sims Jr., Sr.	West Virginia	2016
5-127	LaQuvionte Gonzalez, Jr.	Kansas State	2016
4-147	Steven Sims Jr., Jr.	SEMO	2017
5-102	Steven Sims Jr., Jr.	Texas Tech	2017
9-233	Steven Sims Jr., Jr.	Kansas State	2017
5-113	Steven Sims Jr., Sr.	Kansas State	2018
7-102	Pooka Williams Jr., Fr.	TCU	2018
8-121	Andrew Parchment, Jr.	Indiana State	2019
8-100	Andrew Parchment, Jr.	Boston College	2019
5-132	Andrew Parchment, Jr.	West Virginia	2019
5-131	Stephon Robinson Jr., Jr.	Oklahoma	2019
7-109	Andrew Parchment, Jr.	Texas Tech	2019
6-186	Stephon Robinson Jr., Jr.	Texas Tech	2019
7-116	Kwamie Lassiter II, Sr.	TCU	2020
5-122	Trevor Wilson, Sr.	Duke	2021
7-101	Kwamie Lassiter II, Sr.	Oklahoma	2021
8-101	Kwamie Lassiter II, Sr.	TCU	2021
4-105	Luke Grimm, Sr.	West Virginia	2021
5-113	Lawrence Arnold, RS-Sr.	Oklahoma	2022
6-106	Mason Fairchild, Sr.	Oklahoma	2022
6-110	Devin Neal, Sr.	Oklahoma St.	2022
10-167	Luke Grimm, Jr.	Arkansas	2022

YEARLY LEADERS

Year	Player	No.	Yds.
1937	Max Replogle, Jr.	18	180
1938	Max Replogle, Sr.	12	259
1939	Jake Fry, Sr.	11	137
1940	Don Pollom, Sr.	14	158
1941	Ray Evans, Sr.	18	235
1942	Otto Schnellbacher, Sr.	25	366
1943	Charlie Moffatt, Fr.	15	230
1944	Dwight Sutherland, Sr.	8	148
1945	Norm Pumphrey	12	212
1946	Otto Schnellbacher, Jr.	16	342
1947	Otto Schnellbacher, Sr.	17	361
1948	Bryan Sperry, Sr.	21	343
1949	Lyn Smith, Sr.	20	358
1950	Lyn Smith, Jr.	14	309
1951	Orban Tice, Sr.	19	363
1952	Charlie Hoag, Sr.	16	380
1953	Harold Patterson, Sr.	10	179
1954	Joe Held, Sr.	5	116
1955	Jim Letcavits, Sr.	9	169
1956	Jim Letcavits, Jr.	14	246
1957	Jim Letcavits, Jr.	10	176
1958	Homer Floyd, Sr.	15	307
1959	John Hadl, Sr.	7	126
1960	Curtis McClinton, Jr.	11	184
1961	Curtis McClinton, Sr.	10	166
1962	Lloyd Buzzi, Jr.	6	118
1963	Gale Sayers, Jr.	11	155
1964	Gale Sayers, Sr.	17	182
1965	Sim Stokes, Jr.	25	271
1966	Halley Kampschroeder, Sr.	18	278
1967	John Mosier, Sr.	37	495
1968	George McGowan, Jr.	32	592
1969	John Mosier, Sr.	25	339
1970	Ron Jessie, Sr.	18	308
1971	John Schroll, Jr.	40	491
1972	Bruce Adams, Sr.	39	704
1973	Emmett Edwards, Jr.	49	802
1974	Emmett Edwards, Sr.	30	542
1975	Waddell Smith, Sr.	9	197
1976	Waddell Smith, Sr.	10	221
1977	David Verser, Fr.	11	220
1978	Kevin Murphy, Fr.	20	346
1979	David Verser, Jr.	21	463
1980	David Verser, Sr.	30	576
1981	Wayne Capers, Jr.	36	629
1982	Wayne Capers, Sr.	25	383
1983	Bob Johnson, Sr.	58	1,144
1984	Richard Estell, Jr.	25	500
1985	Richard Estell, Sr.	70	1,109
1986	Willie Vaughn, Sr.	41	341
1987	John Baker, Sr.	27	300
1988	Willie Vaughn, Sr.	39	812
1989	Quintin Smith, Sr.	50	898
1990	Kenny Drayton, Jr.	34	506
1991	Kenny Drayton, Sr.	34	439
1992	Matt Gay, Sr.	30	425
1993	Ashaundai Smith, Sr.	27	256
1994	Ashaundai Smith, Jr.	22	426
1995	Isaac Byrd, Jr.	48	604
1996	Isaac Byrd, Sr.	53	840
1997	Michael Chandler, Sr.	21	311
1998	Harrison Hill, Fr.	28	391
1999	Michael Chandler, Sr.	36	473
2000	Harrison Hill, Jr.	47	591
2001	Roger Ross, Sr.	39	493
2002	Byron Gasaway, Sr.	39	490
2003	Charles Gordon, Fr.	57	769
2004	Brandon Rideau, Sr.	51	597
2005	Mark Simmons, Sr.	44	631
2006	Dexton Fields, Sr.	45	455
2007	Dexton Fields, Jr.	63	834
2008	Kerry Meier, Jr.	97	1,045
2009	Kerry Meier, Sr.	102	985
2010	Daymond Patterson, Jr.	60	487
2011	D.J. Beshears, Jr.	40	437
2012	Kale Pick, Sr.	26	390
2013	Tony Pierson, Jr.	24	333
2014	Jimmay Mundine, Sr.	45	584
2015	Tre' Parmalee, Sr.	41	599
2016	Steven Sims Jr., Sr.	72	859
2017	Steven Sims Jr., Jr.	59	839
2018	Steven Sims Jr., Sr.	53	535
2019	Andrew Parchment, Jr.	65	831
2020	Kwamie Lassiter II, Jr.	43	458
2021	Kwamie Lassiter II, Sr.	59	653
2022	Luke Grimm, Jr.	52	623

TOTAL OFFENSE SEASON LEADERS



1 TODD REESING
4,112 YARDS | 3,888 PASS | 224 RUSH
 2008

	PASS	RUSH	TOTAL
Florida International	256	15	271
Louisiana Tech	412	3	415
South Florida	381	13	394
Sam Houston State	356	17	373
Iowa State	319	20	339
Colorado	256	33	389
Oklahoma	342	9	351
Texas Tech	154	11	165
K-State	162	47	209
Nebraska	304	35	339
Texas	258	-34	224
Missouri	375	17	392
Minnesota	313	38	351
TOTALS	3,888	224	4,112



6 CARTER STANLEY
2,732 YARDS | 2,664 PASS | 68 RUSH
 2019

	PASS	RUSH	TOTAL
Indiana State	241	-12	229
Coastal Carolina	107	-12	95
Boston College	238	23	261
West Virginia	275	39	314
TCU	84	2	86
Oklahoma	230	-12	218
Texas	310	65	375
Texas Tech	415	1	416
K-State	115	-27	88
Oklahoma State	226	6	232
Iowa State	328	-1	327
Baylor	95	-4	91
TOTALS	2,664	68	2,732



2 TODD REESING
3,735 YARDS | 3,616 PASS | 119 RUSH
 2009

	PASS	RUSH	TOTAL
Northern Colorado	208	79	287
Texas - El Paso	260	-15	245
Duke	338	51	389
Southern Mississippi	331	-26	305
Iowa State	442	12	454
Colorado	401	-40	361
Oklahoma	224	17	241
Texas Tech	181	-11	170
K-State	241	25	266
Nebraska	236	42	278
Texas	256	-23	233
Missouri	498	8	506
TOTALS	3,616	119	3,735



7 FRANK SEURER
2,660 YARDS | 2,789 PASS | -129 RUSH
 1983

	PASS	RUSH	TOTAL
1983	2,789	-129	2,660
TOTALS	2,789	-129	2,660



8 JALON DANIELS
2,439 YARDS | 2,014 PASS | 425 RUSH
 2022

	PASS	RUSH	TOTAL
Tennessee Tech	189	29	218
West Virginia	219	85	305
Houston	158	123	288
Duke	324	89	407
Iowa State	95	9	102
TCU	89	6	95
Texas	230	12	242
Kansas State	168	51	219
Arkansas	544	21	565
TOTALS	2,014	425	2,439



3 TODD REESING
3,683 YARDS | 3,486 PASS | 197 RUSH
 2007

	PASS	RUSH	TOTAL
Central Michigan	261	8	269
Southeastern Louisiana	257	31	288
Toledo	313	19	332
Florida International	368	47	415
K-State	267	12	279
Baylor	186	14	200
Colorado	153	84	237
Texas A&M	180	-22	158
Nebraska	354	10	364
Oklahoma State	318	-6	312
Iowa State	253	5	258
Missouri	349	1	350
Virginia Tech	227	-6	221
TOTALS	3,486	197	3,683



9 DYLEN SMITH
2,334 YARDS | 1,963 PASS | 371 RUSH
 2000

	PASS	RUSH	TOTAL
Southern Methodist	207	24	231
Alabama - Birmingham	152	152	208
Southern Illinois	112	40	152
Oklahoma	258	-27	231
K-State	123	34	157
Missouri	234	77	311
Colorado	152	84	236
Texas Tech	327	33	360
Nebraska	129	-1	128
Texas	111	-1	110
Iowa State	158	52	210
TOTALS	1,963	371	2,334



4 MIKE NORSETH
3,214 YARDS | 2,995 PASS | 219 RUSH
 1985

	PASS	RUSH	TOTAL
1985	2,995	219	3,214
TOTALS	2,995	219	3,214



5 BILL WHITTEMORE
2,919 YARDS | 2,385 PASS | 534 RUSH
 2003

	PASS	RUSH	TOTAL
Northwestern	240	7	247
Nevada - Las Vegas	270	65	335
Wyoming	269	69	338
Jacksonville State	319	62	381
Missouri	111	76	187
Colorado	422	45	487
Baylor	252	34	386
K-State	38	7	45
Iowa State	221	85	306
North Carolina State	243	84	327
TOTALS	2,385	534	2,919



10 BILL WHITTEMORE
2,215 YARDS | 1,666 PASS | 549 RUSH
 2002

	PASS	RUSH	TOTAL
Iowa State	31	60	91
Nevada - Las Vegas	225	3	228
Missouri State	112	55	167
Bowling Green	188	31	219
Tulsa	218	177	395
Baylor	246	79	324
Colorado	217	121	338
Texas A&M	187	27	214
Missouri	242	27	269
TOTALS	1,666	549	2,215

TOTAL OFFENSE RECORDS



TODD REESING - In his three years with the Jayhawks, Reesing set the top three marks for total yards in a season, while setting the school record for most offensive yards in a career, with 11,840.

CAREER RECORDS

Offensive Yards	Yards	Years	Breakdown
1. Todd Reesing	11,840	2006-09	(11,194 pass, 646 rush)
2. Frank Seurer	6,112	1980-83	(6,410 pass, -298 rush)
3. Chip Hilleary	5,888	1989-92	(4,598 pass, 1,290 rush)
4. Carter Stanley	5,356	2016-19	(5,035 pass, 321 rush)
5. Kelly Donohoe	5,228	1986-89	(5,382 pass, 154 rush)
6. Bill Whittemore	5,134	2002-03	(4,051 pass, 1,083 rush)
7. Mike Norseth	4,996	1984-85	(4,677 pass, 319 rush)
8. David Jaynes	4,639	1971-73	(5,132 pass, 493 rush)
9. Jalon Daniels	4,120	2020-Pres.	(3,592 pass, 528 rush)
10. Dylen Smith	4,084	1999-2000	(3,562 pass, 522 rush)
11. June Henley	3,841	1993-96	(3,841 rush)
12. Bobby Douglass	3,832	1966-68	(2,817 pass, 1,015 rush)
13. Ray Evans	3,799	1941-42, 46-47	(2,368 pass, 1,431 rush)
14. Tony Sands	3,788	1988-91	(3,788 rush)
15. James Sims	3,592	2010-13	(3,592 rush)

By a Freshman

1,640	Ryan Willis, 2015	(1,719 pass, -79 rush)
1,539	Kerry Meier, 2006	(1,193 pass, 346 rush)

By a Running Back

1,457	Jon Cornish, 2006	(1,457 rush)
1,442	Tony Sands, 1991	(1,442 rush)

Offensive Plays	No.	Years	Breakdown
1. Todd Reesing	1,796	2006-09	(1,461 pass, 335 rush in 41 g)
2. Frank Seurer	1,181	1980-83	(934 pass, 247 rush in 42 g)
3. David Jaynes	986	1971-73	(754 pass, 232 rush in 28 g)
4. Montell Cozart	968	2013-16	(487 pass, 481 rush in 27 g)
Kelly Donohoe	968	1986-89	(754 pass, 223 rush in 34 g)
6. Carter Stanley	934	2016-19	(759 pass, 321 rush in 34 g)
7. Chip Hilleary	926	1989-92	(636 pass, 290 rush in 38 g)
8. Mike Norseth	876	1984-85	(647 pass, 229 rush in 23 g)
9. Bill Whittemore	832	2002-03	(568 pass, 264 rush in 19 g)
10. June Henley	823	1993-96	(823 rush in 42 g)

Touchdowns	No. (Pass, Rush, Return)	Years
1. Todd Reesing	105 (90 pass, 15 rush)	2006-09
2. Bill Whittemore	50 (29 pass, 21 rush)	2002-03
3. Chip Hilleary	48 (25 pass, 23 rush)	1989-92
4. June Henley	43 (42 rush, 1 kick return)	1993-96
5. David Jaynes	40 (35 pass, 5 rush)	1971-73

Total Offensive Yards Per Game	Avg.	Years
1. Todd Reesing	288.8	2006-09
2. Bill Whittemore	270.2	2002-03
3. Mike Norseth	217.2	1984-85
4. Jalon Daniels	187.27	2020-Pres.
5. Dylen Smith	177.5	1999-2000

GAME RECORDS

Name	Yards	Game, Date
1. Jalon Daniels, Jr.	565 (544 pass, 21 rush)	vs. Arkansas, 12-28-22
2. Mike Norseth, Sr.	509 (480 pass, 29 rush)	vs. Vanderbilt, 9-9-85
3. Todd Reesing, Sr.	506 (498 pass, 8 rush)	vs. Missouri, 11-28-09
4. Bill Whittemore, Sr.	467 (422 pass, 45 rush)	vs. Colorado, 10-11-03
5. Todd Reesing, Sr.	454 (442 pass, 12 rush)	vs. Iowa State, 10-10-09
6. Kelly Donohoe, Sr.	439 (411 pass, 28 rush)	vs. Iowa State, 10-7-89
7. Carter Stanley, So.	441 (418 pass, 23 rush)	vs. Kansas State, 10-28-17
8. Carter Stanley, Sr.	416 (415 pass, 1 rush)	vs. Texas Tech, 10-26-19
9. Todd Reesing, Jr.	415 (412 pass, 4 rush)	vs. La. Tech, 9-6-08
Todd Reesing, So.	415 (368 pass, 47 rush)	vs. FIU, 9-22-07
11. Jalon Daniels, Jr.	413 (334 pass, 89 rush)	vs. Duke, 9-24-22
12. Adam Barmann, Sr.	410 (405 pass, 5 rush)	vs. Nebraska, 9-30-06
13. David Jaynes, Jr.	402 (401 pass, 1 rush)	vs. Washington State, 9-9-72
14. Tony Sands, Sr.	396 (396 rush)	vs. Missouri, 11-23-91
15. Montell Cozart, Jr.	395 (291 pass, 94 rush)	vs. S.D. State, 9-5-15
Bill Whittemore, Jr.	395 (218 pass, 177 rush)	vs. Tulsa, 9-28-02

By a Freshman

Adam Barmann	339 (294 pass, 45 rush)	vs. Texas A&M, 2003
--------------	-------------------------	---------------------

By a Running Back

Tony Sands	398 (396 rush)	vs. Missouri, 1991
------------	----------------	--------------------

Total Plays	No.	Game, Date
1. Jalon Daniels, Jr.	69 (55 pass, 14 rush)	vs. Arkansas, 12-28-22
2. Peyton Bender, Jr.	65 (62 pass, 3 rush)	vs. SEMO, 9-2-17
Bill Whittemore, Jr.	65 (44 pass, 21 rush)	vs. Texas A&M, 10-19-02
4. David Jaynes, Sr.	64 (58 pass, 6 rush)	vs. Tennessee, 10-6-73
5. Todd Reesing, Sr.	63 (55 pass, 8 rush)	vs. Missouri, 11-28-09
6. Carter Stanley, So.	62 (48 pass, 14 rush)	vs. Kansas State, 10-28-17
Todd Reesing, Jr.	62 (51 pass, 11 rush)	vs. Missouri, 11-29-08
8. Todd Reesing, Jr.	61 (52 pass, 9 rush)	vs. FIU, 8-30-08
9. Todd Reesing, Jr.	60 (51 pass, 9 rush)	vs. USF, 9-12-08
Kerry Meier, Fr.	60 (41 pass, 19 rush)	vs. Toledo, 9-15-06
Bill Whittemore, Jr.	60 (33 pass, 27 rush)	vs. Colorado, 10-12-02

Touchdowns	No.	Game, Date
1. Jalon Daniels, Jr.	6 (5 pass, 1 rush)	vs. Arkansas, 12-28-22
Todd Reesing, So.	6 (6 pass)	vs. Nebraska, 11-03-07
2. Jalon Daniels, Jr.	5 (4 pass, 1 rush)	vs. Duke, 9-24-22
Bill Whittemore, Sr.	5 (3 pass, 2 rush)	vs. Colorado, 10-11-03
Dylen Smith, Sr.	5 (2 pass, 3 rush)	vs. Texas Tech, 10-28-00
Chip Hilleary, Sr.	5 (4 pass, 1 rush)	vs. Iowa State, 10-17-92
Mike Norseth, Sr.	5 (4 pass, 1 rush)	vs. Eastern Illinois, 10-5-85
Ralph Miller, So.	5 (5 pass)	vs. Washburn, 10-8-38

ALL-PURPOSE RECORDS

(SINCE 1956)



JAMES SIMS -
Ranks second on KU's career all-purpose list without ranking in the top-15 on the single-season chart. Sims finished his KU career with 4,189 all-purpose yards, 3,592 of which came in the rushing attack.

CAREER RECORDS

All-Purpose Yard	No.	Years
1. June Henley	5,157	1993-97
(3,841 rush, 622 rec., 694 ret.)		
2. James Sims	4,189	2010-13
(3,592 rush, 587 rec., 10 ret.)		
3. Clark Green	4,068	2002-05
(2,754 rush, 1,229 rec., 85 ret.)		
4. Dezmon Briscoe	3,928	2007-09
(37 rush, 3,240 rec., 651 ret.)		
5. Gale Sayers	3,917	1962-64
(2,675 rush, 398 rec., 844 ret.)		
6. David Winbush	3,910	1997-2000
(2,608 rush, 505 rec., 797 ret.)		
7. Tony Sands	3,894	1988-91
(3,788 rush, 106 rec.)		
8. Laverne Smith	3,402	1973-76
(3,074 rush, 211 rec., 117 ret.)		
9. Ray Evans	3,259	1941-42, 1946-47
(1,365 rush, 353 rec., 1,541 ret.)		
10. Charlie Hoag	3,233	1950-52
(1,914 rush, 579 rec., 740 ret.)		
11. Don Shanklin	3,171	1966-68
(1,630 rush, 276 rec., 1,265 ret.)		
12. D.J. Behsears	3,120	2009-12
(369 rush, 550 rec., 2,201 ret.)		
13. Jake Sharp	3,100	2006-09
(2,239 rush, 785 rec., 76 ret.)		
14. Pooka Williams Jr.	2,935	2018-2020
(2,186 rush, 503 rec., 246 ret.)		
15. John Riggins	2,891	1968-70
(2,659 rush, 67 rec., 165 ret.)		

Plays	No.	Years
1. June Henley	917	1993-96
2. James Sims	871	2010-13
3. Tony Sands	789	1988-91
4. David Winbush	642	1997-2000
5. Clark Green	586	2002-05
6. John Riggins	535	1968-70
7. Gale Sayers	496	1962-64
8. Laverne Smith	491	1973-76
9. Kerwin Bell	487	1980-83
10. Pooka Williams Jr.	435	2018-2020

SEASON RECORDS

Total Yards	No.	Year
1. Dezmon Briscoe, Jr.	1,788	2009
(19 rush, 1,337 rec., 432 ret.)		
2. June Henley, Sr.	1,773	1996
(1,349 rush, 215 rec.)		
3. Pooka Williams Jr., Fr.	1,660	2018
(1,125 rush, 289 rec., 246 ret.)		
4. Jon Cornish, Sr.	1,651	2006
(1,457 rush, 194 rec.)		
5. Dezmon Briscoe, So.	1,644	2008
(18 rush, 1,407 rec., 219 ret.)		
6. D.J. Behsears, Jr.	1,587	2011
(64 rush, 437 rec., 1,014 ret.)		
7. Clark Green, So.	1,452	2003
(968 rush, 464 rec., 20 ret.)		
8. Tony Sands, Sr.	1,449	1991
(1,442 rush, 7 rec.)		
9. Brandon McAnderson, Sr.	1,386	2007
(1,125 rush, 213 rec., 48 ret.)		
Gale Sayers, Jr.	1,386	1963
(917 rush, 155 rec., 333 ret.)		
11. Gale Sayers, Sr.	1,383	1964
(1,125 rush, 61 rec., 197 ret.)		
12. Don Shanklin, So.	1,373	1966
(732 rush, 42 rec., 595 ret.)		
13. June Henley, Fr.	1,314	1993
(1,127 rush, 53 rec., 134 ret.)		
14. LaQuivonte Gonzalez	1,311	2016
(-9 rush, 729 rec., 601 ret.)		
15. Ron Jessie, Jr.	1,301	1969
(603 rush, 336 rec., 362 ret.)		

All-Purpose Plays	No.	Year
1. June Henley, Sr.	336	1996
2. Jon Cornish, Sr.	274	2006
Tony Sands, Sr.	274	1991
4. James Sims, Sr.	255	2013
5. Clark Green, So.	249	2003
6. June Henley, Fr.	244	1993
7. Delvin Williams, Sr.	240	1973
8. Kerwin Bell, So.	236	1980
9. Clark Green, Fr.	234	2002
10. James Sims, Jr.	232	2012

YEARLY LEADERS

Year	Leader	Yds.	Plays	Rush	Rec.	Ret.	Avg.
1958	Homer Floyd, HB	1040	141	391	307	342	7.4
1959	John Hadl, HB	956	98	348	126	482	9.8
1960	Bert Coan, HB	710	84	488	184	38	8.5
1961	Curtis McClinton, FB	866	145	553	166	147	6.0
1962	Gale Sayers, RB	1383	178	1125	61	197	7.8
1963	Gale Sayers, RB	1386	157	917	155	314	8.8
1964	Gale Sayers, RB	1148	161	633	182	333	7.1
1965	Robert Miller, RB	364	68	356	3	5	5.4
1966	Donnie Shanklin, HB	1373	224	732	42	595	6.1
1967	Donnie Shanklin, WR	744	64	126	169	449	11.6
1968	Donnie Shanklin, TB	1054	139	772	65	217	7.6
1969	Ron Jessie, TB	1301	164	603	336	362	7.9
1970	John Riggins, RB	1175	216	1131	44	0	5.4
1971	Delvin Williams, RB	696	121	509	67	120	5.8
1972	Bruce Adams, WR	951	61	0	704	247	15.6
1973	Delvin Williams, RB	1201	240	762	272	167	5.0
1974	Laverne Smith, RB	1300	188	1181	119	0	6.9
1975	Nolan Cromwell, QB	1124	218	1124	0	0	5.2
1976	Laverne Smith, HB	1024	151	978	46	0	6.8
1977	Norris Banks, FB	671	164	655	16	0	4.1
1978	Mike Higgins, TB	624	89	270	91	263	7.0
1979	Harry Sydney, RB	768	146	578	149	41	5.3
1980	Dino Bell, TB	1179	236	1114	65	0	5.0
1981	Garfield Taylor, TB	834	181	728	106	0	4.6
1982	Darren Green, WR	697	27	7	220	470	25.8
1983	Bob Johnson, SE	1154	58	0	1154	0	19.9
1984	Robert Mims, TB	941	139	494	291	156	6.8
1985	Richard Estell, WR	1109	70	0	1109	0	15.8
1986	Arnold Snell, TB	731	174	672	34	25	4.2
1987	Arnold Snell, TB	767	199	691	14	62	3.9
1988	Willie Vaughn, WR	1054	60	27	812	215	17.6
1989	Tony Sands, RB	1163	222	1109	54	0	5.2
1990	Tony Sands, RB	775	187	757	18	0	4.1
1991	Tony Sands, RB	1449	274	1442	7	0	5.7
1992	Maurice Douglass, RB	1178	219	899	156	123	5.4
1993	June Henley, RB	1314	244	1127	53	134	5.4
1994	L.T. Levine, RB	984	135	803	31	15	7.3
1995	June Henley, RB	1270	195	766	312	192	6.5
1996	June Henley, RB	1773	336	1349	215	209	5.3
1997	Eric Vann, RB	910	209	796	114	0	4.4
1998	David Winbush, RB	1195	225	974	75	146	5.3
1999	Mitch Bowles, RB	897	119	444	50	403	7.3
2000	David Winbush, RB	1165	192	701	268	196	6.1
2001	Reggie Duncan, RB	783	185	739	44	0	4.0
2002	Clark Green, RB	1221	234	813	408	0	5.2
2003	Clark Green, RB	1452	249	968	464	20	5.8
2004	John Randle, RB	1065	193	540	274	251	5.5
2005	Clark Green, RB	948	178	664	219	65	5.3
2006	Jon Cornish, RB	1651	274	1457	194	0	6.0
2007	Brandon McAnderson, RB	1386	214	1125	213	48	6.5
2008	Dezmon Briscoe, WR	1644	102	18	1407	219	16.1
2009	Dezmon Briscoe, WR	1788	105	19	1337	432	17.0
2010	D.J. Beshears, WR/RB	1210	102	213	69	928	11.9
2011	D.J. Beshears, WR/RB	1587	108	64	437	1,086	10.1
2012	James Sims, RB	1181	232	1,013	168	0	5.1
2013	James Sims, RB	1276	255	1,110	166	0	5.0
2014	Corey Avery, RB	848	169	631	217	0	5.0
2015	Ryan Schadler, RB	850	53	100	0	750	14.2
2016	LaQuivonte Gonzalez, WR	1311	99	-9	850	591	13.2
2017	Steven Sims Jr., WR	1276	90	5	839	432	14.2
2018	Pooka Williams Jr., RB	1660	205	1125	289	246	8.1
2019	Pooka Williams Jr., RB	1275	230	1061	214	0	5.5
2020	Kwamie Lassiter II, WR	472	48	0	458	14	9.8
2021	Devin Neal, RB	764	158	707	57	0	4.8
2022	Devin Neal, RB	1273	190	1090	183	0	6.7

SCORING RECORDS

CAREER RECORDS

Total Points	No.	Years
1. Dan Eichloff (62 FGs, 116 PATs)	302	1990-93
2. Scott Webb (47 FGs, 159 PATs)	300	2004-07
3. June Henley (43 TDs)	258	1993-96
4. Bruce Kallmeyer (53 FGs, 74 PATs)	233	1980-83
5. Joe Garcia (40 FGs, 103 PATs)	223	1997-2000
6. James Sims (36 TDs)	216	2010-13
7. Jacob Branstetter (30 FGs, 118 PATs)	208	2008-10
8. Dezmon Briscoe (33 TDs)	198	2007-09
9. Jeff McCord (25 FGs, 104 PATs)	179	1994-96
10. Jake Sharp (29 TDs)	174	2006-09
11. Tony Sands (28 TDs)	168	1988-91
12. Matthew Wyman (29 FG, 68 PATs)	155	2013-16
13. Jacob Borcila (22 FG, 85 PATs)	151	2019-22
12. Kerry Meier (24 TDs, 2 PATs)	148	2006-09
13. David Winbush (24 TDs)	144	1997-2000
14. Gabriel Rui (29 FGs, 51 PATs)	138	2017-18
Chip Hilleary (23 TDs)	138	1989-92
16. Mike Hubach (21 FGs, 72 PATs)	135	1976-79
17. Bill Bell (16 FGs, 78 PATs)	132	1967-69
18. Bill Whittemore (21 TDs)	126	2002-03
L.T. Levine (21 TDs)	126	1992-95
John Riggins (21 TDs)	126	1968-70

Touchdowns	No.	Years
1. June Henley	43	1993-96
2. Bobby Douglass	39	1966-68
3. James Sims	36	2010-13
4. Dezmon Briscoe	33	2007-09
5. Jake Sharp	29	2006-09
6. Tony Sands	28	1988-91
7. Kerry Meier	24	2006-09
David Winbush	24	1997-2000
9. Brandon McAnderson	23	2004-07
Chip Hilleary	23	1989-92
Laverne Smith	23	1973-76
12. Bill Whittemore	21	2002-03
L.T. Levine	21	1992-95
John Riggins	21	1968-70
15. Gale Sayers	20	1962-64

Most Games with a Touchdown	No.	Years
24	June Henley	1993-96

SEASON RECORDS

Total Points	No.	Year
1. Scott Webb*, Sr.	120	2007
2. June Henley, Sr.	108	1996
3. Bruce Kallmeyer*, Sr.	98	1983
4. Dezmon Briscoe, So.	90	2008
5. Dan Eichloff*, Jr.	86	1992
6. Dan Eichloff*, So.	85	1991
7. Chip Hilleary, Jr.	84	1991
John Riggins, Sr.	84	1970
Wade Stinson, Jr.	84	1950
10. Jeff Johnson*	83	1985

* - Indicates place kicker

Touchdowns	No.	Year
1. June Henley, Sr.	18	1996
2. Brandon McAnderson, Sr.	16	2007
3. Dezmon Briscoe, So.	15	2008
4. Chip Hilleary, Jr.	14	1991
John Riggins, Sr.	14	1970
Wade Stinson, Jr.	14	1950
7. Jake Sharp, Jr.	13	2008
June Henley, Fr.	13	1993
Bud Laughlin, So.	13	1951
10. Maurice Douglas, Sr.	12	1992
Bobby Douglass, Sr.	12	1968
12. Dezmon Briscoe, Jr.	11	2009
Jon Cornish, Jr.	11	2005
Bill Whittemore, Jr.	11	2002
L.T. Levine, Jr.	11	1994
Tony Sands, So.	11	1989
Bud French, Sr.	11	1949

Most Games with a TD	No.	Year
1. Dezmon Briscoe, So.	10	2008
2. Maurice Douglas, Sr.	9	1992
Wade Stinson, Jr.	9	1950

GAME RECORDS

Total Points	Pts.	Game, Date
1. James Sims, Fr.	24	vs. Colorado, 11-6-10
Jake Sharp, Jr.	24	vs. Kansas State, 11-1-08
Brandon McAnderson, Sr.	24	vs. Nebraska, 11-10-07
June Henley, Sr.	24	vs. TCU, 9-14-96
Tony Sands, Sr.	24	vs. Missouri, 11-23-91
Quintin Smith, Sr.	24	vs. Louisville, 9-9-89
Curtis McClinton, Sr.	24	vs. California, 11-18-61
Charlie Black	24	vs. Washington (Mo.), 11-10-23

Total Points by a Kicker	Pts.	Game, Date
1. Bruce Kallmeyer, Sr.	21	vs. Wichita State, 9-17-83

Touchdowns	No.	Game, Date
1. James Sims, Fr.	4	vs. Colorado, 11-6-10
Jake Sharp, Jr.	4	vs. Kansas State, 11-1-08
Brandon McAnderson, Sr.	4	vs. Nebraska, 11-10-07
Tony Sands, Sr.	4	vs. Missouri, 11-23-91
Quintin Smith, Sr.	4	vs. Louisville, 9-9-89
Curtis McClinton, Sr.	4	vs. California, 11-18-61
Charlie Black	4	vs. Washington (Mo.), 11-10-23

YEARLY LEADERS

Year	Player	TD	PAT (1)	PAT (2)	FG	TP
1937	Clarence Douglass, FB	4	3-5	--	0-0	27
1938	Bill Bunsen, FB	4	0-0	--	0-0	24
1939	Milt Sullivan, RB,	2	0-0	--	0-0	12
	Jake Fry, RB	2	0-0	--	0-0	12
1940	Ed Hall, RB	4	3-5	--	0-0	27
1941	Denzel Gibbens, RB	3	0-0	--	0-0	18
1942	Ed Linguist, RB	4	0-0	--	0-0	24
1943	Bob Carson, RB	4	1-1	--	0-0	25
1944	Charlie Moffatt, RB	7	1-1	--	0-0	43
1945	Leroy Robison	6	10-15	--	0-0	46
1946	Ray Evans, RB	7	0-0	--	0-0	42
1947	Forrest Griffith, RB	9	0-0	--	0-0	54
1948	Forrest Griffith, RB	6	1-2	--	0-0	37
1949	Bud French	11	0-0	--	0-0	66
1950	Wade Stinson, RB	14	0-0	--	0-0	84
1951	Bud Laughlin	13	0-0	--	0-0	78
1952	Bob Brandeberry	9	0-0	--	0-0	54
1953	Don Hess, RB	3	2-2	--	0-0	20
1954	John Anderson, FB	2	0-0	--	0-0	12
	Joe Held, E/RB	2	0-0	--	0-0	12
	Terry McIntosh, RB/QB	2	0-0	--	0-0	12
	Ralph Moody, RB	2	0-0	--	0-0	12
1955	John Francisco, RB	4	0-0	--	0-0	24
1956	Charlie McCue, RB	8	0-0	--	0-0	48
1957	Homer Floyd, RB	5	0-0	--	0-0	30
1958*	Homer Floyd, RB	4	0-0	1	0-0	26
1959	John Hadl, RB/QB	8	0-0	0	0-0	48
1960	Bert Coan, RB	9	0-0	0	0-0	54
1961	Curtis McClinton, FB	10	0-0	0	0-0	60
1962	Gale Sayers, RB	7	0-0	0	0-0	42
1963	Gale Sayers, RB	8	0-0	1	0-0	50
1964	Gale Sayers, RB	5	0-0	0	0-0	30
1965	Rick Abernethy, LB	4	0-0	0	0-0	24
	Bill Fenton, QB	4	0-0	0	0-0	24
1966	Thermus Butler, HB	3	0-0	0	1-1	21
1967	Bobby Douglass, QB	7	0-0	0	0-0	42
1968	Bobby Douglass, QB	12	0-0	0	0-0	72
1969	Bill Bell, K	0	17-19	0	5-14	32
1970	John Riggins, RB	14	0-0	0	0-0	84
1971	Steve Conley, RB	5	0-0	1	0-0	32
	John Schroll, TE	5	0-0	1	0-0	32
1972	Bruce Adams, WR	8	0-0	1	0-0	50
1973	Delvin Williams, RB	10	0-0	0	0-0	60
1974	Laverne Smith, RB	5	0-0	0	0-0	30
1975	Nolan Cromwell, QB	9	0-0	0	0-0	54
1976	Mike Hubach, K/P	0	28-30	0	7-14	49
1977	Mike Hubach, K/P	0	16-16	0	3-8	25
1978	Mike Hubach, K/P	0	10-10	0	4-12	22
1979	Mike Hubach, K/P	0	18-20	0	7-14	39
1980	Kerwin Bell, RB	8	0-0	0	0-0	48
1981	Bruce Kallmeyer, K	0	16-16	0	12-14	52
1982	Bruce Kallmeyer, K	0	14-14	0	10-14	44
1983	Bruce Kallmeyer, K	0	26-29	0	24-29	98
1984	Dodge Schwartzburg, K	0	21-22	0	15-18	66
1985	Jeff Johnson, K	0	29-32	0	18-25	83
1986	Arnold Snell, FB	5	0-0	0	0-0	30
1987	Louis Klemp, K	0	14-14	0	7-13	35
1988	Brad Fleeman, PK	0	22-23	0	7-9	43
1989	Tony Sands, RB	11	0-0	0	0-0	66
1990	Dan Eichloff, P/PK	0	22-22	0	15-21	67
1991	Dan Eichloff, P/PK	0	31-33	0	18-24	85
1992	Dan Eichloff, P/PK	0	38-38	0	16-20	86
1993	June Henley, RB	13	0-0	0	0-0	78
1994	L.T. Levine, RB	11	0-0	0	0-0	66
1995	Jeff McCord, K	0	33-36	0	9-12	60
1996	June Henley, RB	18	0-0	0	0-0	108
1997	Joe Garcia, K	0	18-20	0	11-14	51
1998	Joe Garcia, K	0	27-29	0	12-17	63
1999	Moran Norris, RB	9	0-0	0	0-0	54
2000	Joe Garcia, K	0	29-31	0	10-14	59
2001	Johnny Beck, PK	0	16-17	0	14-20	58
2002	Bill Whittemore, QB	11	0-0	0	0	66
2003	Bill Whittemore, QB	10	0-0	0	0-0	60
2004	John Randle, RB/DB	9	0-0	0	0-0	54
2005	Scott Webb, PK	0	27-29	0	14-19	69
2006	Scott Webb, PK	0	37-39	0	13-18	76
2007	Scott Webb, PK	0	66-67	0	18-26	120
2008	Dezmon Briscoe, WR	15	0-0	0	0-0	90
2009	Jacob Branstetter, PK	0	42-44	0	13-19	81
2010	James Sims, RB	10	0-0	0	0-0	60
2011	James Sims, RB	9	0-0	0	0-0	54
2012	James Sims, HB	10	0-0	0	0-0	60
2013	James Sims, HB	7	0-0	0	0-0	42
2014	Matthew Wyman, PK	0	25-27	0	9-15	52
2015	Ke'aun Kinner, RB	5	0-0	0	0-0	30
2016	Matthew Wyman, PK	0	26-26	0	13-19	65
2017	Gabriel Rui, PK	0	23-23	0	17-20	74
2018	Gabriel Rui, PK	0	28-28	0	12-17	64
2019	Liam Jones, PK	0	26-30	0	11-18	59
2020	Jacob Borcila, PK	0	10-10	0	6-9	28
2021	Devin Neal, RB	9	0-0	0	0-0	54
2022	Jacob Borcila, PK	0	48-48	0	7-13	69

* Two-point conversion rule adopted in 1958

FIELD GOAL RECORDS

CAREER RECORDS

Field Goal Attempts	No.	Years
1. Dan Eichloff	87	1990-93
2. Johnny Beck	69	2001-04
Bruce Kallmeyer	69	1980-83
4. Scott Webb	68	2004-07
5. Joe Garcia	63	1997-2000
6. Matthew Wyman	48	2013-16
Mike Hubach	48	1976-79
8. Jacob Branstetter	45	2008-10

Field Goals Made	M-A	Years
1. Dan Eichloff	62-87	1990-93
2. Bruce Kallmeyer	53-69	1980-83
3. Scott Webb	47-68	2004-07
4. Johnny Beck	40-69	2001-04
5. Joe Garcia	40-63	1997-2000
6. Jacob Branstetter	30-45	2008-10

Field Goal Percentage (Min. 24 Attempts)	Pct.	Years
1. Gabriel Rui	78.4 (29-37)	2017-18
2. Bruce Kallmeyer	77.9 (53-69)	1980-83
3. Dan Eichloff	71.3 (62-87)	1990-93
4. Scott Webb	69.1 (47-68)	2004-07
5. Jacob Branstetter	66.7 (30-45)	2008-10

PATs Attempted	M-A	Years
1. Scott Webb	159-164	2004-07
2. Jacob Branstetter	118-122	2008-10
3. Dan Eichloff	116-119	1990-93
4. Joe Garcia	103-111	1997-2000
5. Jeff McCord	104-109	1994-96

PATs Made	No.	Years
1. Scott Webb	159	2004-07
2. Jacob Branstetter	118	2008-10
3. Dan Eichloff	116	1990-93
4. Jeff McCord	104	1994-96
5. Joe Garcia	103	1997-2000
6. Jacob Borcila	87	2019-2022
7. Bill Bell	78	1967-69
8. Bruce Kallmeyer	74	1980-83
9. Mike Hubach	72	1976-79

PAT Percentage (min. 100 attempts)	Pct.	Years
1. Dan Eichloff	97.5 (116-119)	1990-93
2. Scott Webb	97.0 (159-164)	2004-07
3. Jacob Branstetter	96.7 (112-122)	2008-10

Consecutive PATs Made	No.	Years
1. Jacob Borcila	72	2021-22

SEASON RECORDS

Field Goals Attempted	M-A	Year
1. Bruce Kallmeyer, Sr.	24-29	1983
2. Scott Webb, Sr.	18-26	2007
3. Jeff Johnson, Jr.	18-25	1985
4. Dan Eichloff, Sr.	18-24	1991
5. Dan Eichloff, Jr.	15-21	1990
6. Gabriel Rui, Jr.	17-20	2017
Johnny Beck, Jr.	14-20	2001
Dan Eichloff, Jr.	16-20	1992
9. Matthew Wyman, Sr.	13-19	2016
Jacob Branstetter, Jr.	13-19	2009
Scott Webb, So.	14-19	2005

Field Goals Made	M-A	Year
1. Bruce Kallmeyer, Sr.	24-29	1983
2. Scott Webb, Sr.	18-26	2007
Dan Eichloff, So.	18-24	1991
Jeff Johnson, Jr.	18-25	1985
5. Gabriel Rui, Jr.	17-20	2017
6. Dan Eichloff, Jr.	16-20	1992
7. Dan Eichloff, Fr.	15-21	1990
Dodge Schwartzburg, Sr.	15-18	1984
9. Scott Webb, So.	14-19	2005
Johnny Beck, Fr.	14-20	2001

Field Goal Percentage	Pct.	Year
1. Bruce Kallmeyer, So.	85.7 (12-14)	1981
2. Gabriel Rui, Jr.	85.0 (17-20)	2017
3. D. Schwartzburg, Sr.	83.3 (15-18)	1984
4. Bruce Kallmeyer, Sr.	82.8 (24-29)	1983
5. Dan Eichloff, Jr.	80.0 (16-20)	1992

Most Consecutive Field Goals Made	No.	Year
1. Dodge Schwartzburg, Sr.	11	1984

PATs Attempted	M-A	Year
1. Scott Webb, Sr.	66-67	2007
2. Bill Bell, Jr.	48-53	1968
3. Jacob Branstetter, So.	51-52	2008
4. Jacob Borcila, R-Jr.	50-50	2022
5. Jacob Branstetter, Jr.	42-44	2009
6. John Konek, Sr.	33-43	1952
7. Scott Webb, Jr.	37-39	2006
8. Dan Eichloff, Jr.	38-38	1992
9. Jeff McCord, Fr.	37-37	1994
Bill Rinehart, Jr.	25-37	1949

PATs Made	No.	Year
1. Scott Webb, Sr.	66	2007
2. Jacob Branstetter, So.	51	2008
3. Bill Bell, Jr.	48	1968
4. Jacob Branstetter, Jr.	42	2009
5. Dan Eichloff, Jr.	38	1992
6. Scott Webb, Jr.	37	2006
Jeff McCord, Fr.	37	1994
8. John Konek, So.	33	1952
9. Bob Helmbacher, So.	32	1970
10. Johnny Beck, Jr.	31	2003
Dan Eichloff, So.	31	1991

PAT Percentage	Pct.	Year
1. Jacob Borcila, R-Jr.	100.0 (50-50)	2022
Jacob Borcila, Fr.	100.0 (10-10)	2020
Gabriel Rui, Sr.	100.0 (28-28)	2018
Gabriel Rui, Jr.	100.0 (23-23)	2017
Matthew Wyman, Sr.	100.0 (26-26)	2016
Nick Prolago, Fr.	100.0 (14-14)	2012
Scott Webb, Fr.	100.0 (29-29)	2004
Jeff McCord, Fr.	100.0 (37-37)	1994
Dan Eichloff, Jr.	100.0 (38-38)	1992
10. Jacob Branstetter, So.	98.0 (51-52)	2008
11. Jacob Branstetter, Sr.	96.2 (25-26)	2010
Dan Eichloff, Sr.	96.2 (25-26)	1993

Consecutive PATs Made	No.	Year
1. Jacob Borcila, R-Jr.	50	2022
2. Jacob Branstetter, So.	49	2008
3. Scott Webb, Sr.	44	2007
4. Dan Eichloff, Jr.	38	1992
5. Jeff McCord, Fr.	37	1994

GAME RECORDS

Field Goals Made	No.	Game, Date
1. Bruce Kallmeyer, Sr.	5	vs. Wichita State, 9-17-83
Bruce Kallmeyer, Sr.	5	vs. Nebraska, 10-31-81
3. Scott Webb, Jr.	4	vs. Kansas St., 11-18-06
Johnny Beck, Jr.	4	vs. UNLV, 9-6-03
Johnny Beck, Fr.	4	vs. Texas Tech, 10-6-01
Dan Eichloff, Sr.	4	vs. W. Carolina, 9-4-93
Dan Eichloff, Jr.	4	vs. Oklahoma St., 11-2-92
Dan Eichloff, Jr.	4	vs. Tulsa, 9-19-92
Dodge Schwartzburg, Sr.	4	vs. Oklahoma, 10-27-84
Bruce Kallmeyer, Sr.	4	vs. USC, 9-24-83
Dennis Kerbel, Fr.	4	vs. Oregon St., 9-27-75

Longest Field Goal	Yds.	Game, Date
1. Dan Eichloff, Jr.	61	vs. Ball State, 9-12-92
2. Johnny Beck, Fr.	59	at Colorado, 9-22-01
3. Dan Eichloff, Fr.	58	vs. Kansas St., 10-27-90
4. Jacob Branstetter, Jr.	57	vs. Oklahoma, 10-24-09
Bruce Kallmeyer, Sr.	57	at Iowa State, 10-8-83
6. Dan Eichloff, Jr.	55	vs. Ball State, 9-12-92
7. Gabriel Rui, Sr.	54	vs. Nicholls, 9-1-18
Brad Fleeman, Jr.	54	vs. Kansas St., 11-5-88
Jeff Johnson, Jr.	54	at Oklahoma, 11-2-85
Bruce Kallmeyer, Sr.	54	vs. Missouri, 11-19-83
11. Jeff Johnson, Jr.	53	vs. Indiana St., 9-21-85
Mike Hubach, Sr.	53	vs. Oklahoma St., 10-27-79
13. Matthew Wyman, Fr.	52	vs. LA Tech, 9-21-13
Johnny Beck, Fr.	52	vs. UCLA, 9-8-01
Joe Garcia, Sr.	52	vs. Colorado, 10-21-00
Dan Eichloff, Sr.	52	at Michigan St., 9-11-93
Bruce Kallmeyer, Jr.	52	at Oklahoma St., 10-9-82
Mike Hubach, Sr.	52	vs. Colorado, 11-17-79

PATs Attempted	No.	Game, Date
1. Scott Webb, Sr.	11	vs. Nebraska, 11-3-07
2. Bill Bell, Jr.	10	vs. New Mexico, 10-5-68
3. Scott Webb, Fr.	9	vs. Toledo, 9-11-04
4. Jacob Borcila, R-Jr.	8	vs. Tennessee Tech, 9-2-22
Jeff McCord, Fr.	8	vs. UAB, 9-24-94
Dan Eichloff, Jr.	8	vs. Ball State, 9-12-92
Bill Weidlein	8	vs. St. Mary's, 10-5-1912
8. Jacob Borcila, R-Jr.	7	at West Virginia, 9-10-22
Gabriel Rui, Sr.	7	vs. Rutgers, 9-15-18
Matthew Wyman, Sr.	7	vs. Rhode Island, 9-3-16
Jacob Branstetter, So.	7	vs. Kansas State, 11-1-08
Scott Webb, Sr.	7	vs. SELA, 9-8-07
Scott Webb, Jr.	7	vs. NW State, 9-2-06
Joe Garcia, So.	7	vs. Illinois State, 9-19-98
Bill Rinehart, Jr.	7	vs. Oklahoma, 10-22-49

PATs Made	No.	Game, Date
1. Scott Webb, Sr.	10	vs. Nebraska, 11-3-07
2. Scott Webb, Fr.	9	vs. Toledo, 9-11-04
3. Jacob Borcila, R-Jr.	8	vs. Tennessee Tech, 9-2-22
Jeff McCord, Fr.	8	vs. UAB, 9-24-94
Dan Eichloff, Jr.	8	vs. Ball State, 9-12-92
Bill Bell, Jr.	8	vs. New Mexico, 10-5-68
Bill Weidlein, Jr.	8	vs. St. Mary's, 10-5-1912
8. Jacob Borcila, R-Jr.	7	at West Virginia, 9-10-22
Gabriel Rui, Sr.	7	vs. Rutgers, 9-15-18
Matthew Wyman, Sr.	7	vs. Rhode Island, 9-3-16
Jacob Branstetter, So.	7	vs. Kansas State, 11-1-08
Scott Webb, Jr.	7	vs. NW State, 9-2-06
Joe Garcia, So.	7	vs. Illinois State, 9-19-98

PUNTING RECORDS

CAREER RECORDS

Punts	No.	Years
1. Mike Hubach	259	1976-79
2. Kyle Tucker	228	2004-07
3. Bucky Scribner	217	1980-82
Marc Harris	217	1971-73
5. Dan Eichloff	207	1990-93
6. Alonso Rojas	174	2008-10
7. Trevor Pardula	167	2013-14
8. Cole Moos	156	2016-17
9. Joey Pelfanio	137	1999-2000
Dean Royal	137	1996-97

Punting Yardage	Yards	Years
1. Mike Hubach	10,618	1976-79
2. Bucky Scribner	9,670	1980-82
3. Kyle Tucker	9,222	2004-07
4. Dan Eichloff	8,631	1990-93
Marc Harris	7,881	1971-73
6. Trevor Pardula	7,341	2013-14
7. Alonso Rojas	7,223	2008-10
8. Cole Moos	6,276	2016-17
9. Joey Pelfanio	6,005	1999-2000
10. Kyle Thompson	5,671	2017-Pres.

Punting Average (Min. 75 punts)

	Avg.	Years
1. Bucky Scribner	44.6	1980-82
2. Trevor Pardula	44.0	2013-14
3. Kyle Thompson	43.6	2017-Pres.
4. Ted Rohde	42.6	1954-56
5. Ron Doherty	41.7	2010-12
Darrin Simmons	41.7	1994-95
Dan Eichloff	41.7	1990-93
B.J. Lohsen	41.7	1988-89
9. Alonso Rojas	41.5	2008-10

SEASON RECORDS

Punts	No.	Year
1. Trevor Pardula, Jr.	84	2013
2. Cole Moos, Sr.	83	2017
Trevor Pardula, Sr.	83	2014
4. Curtis Ansel, Jr.	82	2002
5. Mike Hubach, So.	80	1977
6. Dean Royal, Sr.	79	1997
7. Bucky Scribner, Jr.	76	1981
Mike Hubach, Jr.	76	1978
Marc Harris, So.	76	1971
10. Bucky Scribner, Sr.	75	1982
Marc Harris, Jr.	75	1972

Punting Yardage	Yards	Year
1. Trevor Pardula, Sr.	3,673	2014
2. Trevor Pardula, Jr.	3,668	2013
3. Bucky Scribner, Sr.	3,478	1982
4. Curtis Ansel, Jr.	3,459	2002
5. Dean Royal, Sr.	3,435	1997
6. Cole Moos, Sr.	3,287	2017
7. Bucky Scribner, Jr.	3,283	1981
8. Mike Hubach, So.	3,245	1977
9. Mike Hubach, Jr.	3,146	1978
10. Kyle Thompson, So.	3,133	2018

Punting Average (Min. 35 punts)

	Avg.	Year
1. Bucky Scribner, Sr.	45.8	1982
2. John Hadl, So.	45.6	1959
3. Kyle Thompson, Jr.	44.5	2019
4. Trevor Pardula, Sr.	44.3	2014
5. Bucky Scribner, So.	44.1	1980
6. Darrin Simmons, Sr.	43.8	1995
Bucky Scribner, Jr.	43.8	1981
8. Trevor Pardula, Jr.	43.7	2013
9. Dean Royal, Sr.	43.5	1997
10. Kyle Thompson, So.	43.3	2018

GAME RECORDS

Punts	No.	Game, Date
1. David Harris, Jr.	15	vs. Nebraska, 10-21-72
2. Trevor Pardula, Sr.	14	at West Virginia, 10-4-14
3. Cole Moos, Sr.	13	at Iowa State, 1-14-18
4. Matthew Wyman, Jr.	12	vs. West Virginia, 11-21-15
Dean Royal, Sr.	12	vs. Nebraska, 10-25-97
Rob Dickerson, Jr.	12	vs. Nebraska, 11-16-85
7. Cole Moos, Sr.	11	at TCU, 10-21-18
Trevor Pardula, Sr.	11	at Oklahoma, 11-22-14
Trevor Pardula, Jr.	11	vs. Baylor, 10-21-13
Ron Doherty, So.	11	vs. Oklahoma, 10-15-11
Kyle Tucker, So.	11	vs. Texas, 11-12-05
Chris Tyrrell, Fr.	11	vs. Oklahoma, 10-13-01
Rich Reith, Sr.	11	vs. Auburn, 9-12-87
John Brehm, So.	11	vs. Oklahoma St., 10-25-86
Bucky Scribner, Jr.	11	vs. Missouri, 11-21-81
Bucky Scribner, Jr.	11	vs. Oklahoma, 10-17-81
Bucky Scribner, Jr.	11	vs. Kentucky, 9-19-81
Mike Hubach, Jr.	11	vs. Washington, 9-16-78
Bob Swift, Jr.	11	vs. Oklahoma, 11-16-74
Marc Harris, Sr.	11	vs. Washington St., 9-15-73
Marc Harris, So.	11	vs. Florida State, 9-25-71

Punting Yardage	Yards	Game, Date
1. Trevor Pardula, Sr.	621	at West Virginia, 10-4-14
2. Dean Royal, Sr.	535	vs. Nebraska, 10-25-97
3. Trevor Pardula, Jr.	515	vs. Baylor, 10-21-13
4. Marc Harris, Jr.	497	vs. Nebraska, 10-21-72
5. Cole Moos, Sr.	495	at Iowa State, 10-14-17

Punting Average (Min. 5 punts)

	Avg.	Game, Date
1. Trevor Pardula, Jr.	57.6	vs. LA Tech, 9-21-13

(5 for 288 yards)

Punting Average (Min. 8 punts)

1. Trevor Pardula, Sr.	51.8	at Duke, 9-4-14
------------------------	------	-----------------

(8 for 414 yards)

Longest Punt	Yds.	Game, Date
1. John Hadl, So.	94	vs. Oklahoma, 10-24-59
2. Ted Rohde, Jr.	84	vs. Iowa State, 10-8-55
3. Curtis Ansel, Jr.	83	at Baylor, 10-5-02
Mike Hubach, Sr.	83	vs. Iowa State, 10-20-79
5. Cole Moos, Jr.	82	at Baylor, 10-15-16
Curtis Ansel, Jr.	82	at UNLV, 9-7-02
Dean Royal, Sr.	82	vs. Missouri, 9-13-97
8. B.J. Lohsen, Sr.	79	vs. Oklahoma St., 11-4-89
9. Trevor Pardula, Jr.	78	vs. LA Tech, 9-21-13
Rich Reith, Jr.	78	vs. Kansas State, 10-18-86
11. Kyle Thompson, So.	76	vs. Texas, 11-23-18

YEARLY LEADERS

Year	Player	No.	Avg.
1937	Max Replogle	44	37.5
1938	Ralph Miller	17	40.3
1939	Frank Bukaty	42	40.3
1940	Don Pollom	26	32.0
1941	Ralph Miller	47	39.1
1942	Hoyt Baker	30	35.9
1943	Don Barrington	45	28.1
1944	Leroy Robison	30	36.0
1945	Frank Pattee	20	32.3
1946	Frank Pattee	44	33.1
1947	Tom Scott	13	35.0
1948	Dolph Simons, Fr.	34	36.9
1949	Bill Mace, Fr.	34	38.1
1950	Dolph Simons, Jr.	32	41.1
1951	George Mrkonjic, Jr.	42	35.3
1952	Gil Reich, Sr.	26	35.6
1953	Ralph Moody, So.	34	37.9
1954	Ted Rohde, So.	29	43.7
1955	Ted Rohde, Jr.	20	42.3
1956	Ted Rohde, Sr.	26	41.6
1957	Jim Letcavits, Sr.	48	36.6
1958	Doyle Schick, So.	16	39.9
1959	John Hadl, So.	43	45.6
1960	John Hadl, Jr.	43	40.5
1961	John Hadl, Sr.	50	36.1
1962	Tony Leiker, Jr.	49	39.2
1963	Tony Leiker, Sr.	30	39.7
1964	Mike Johnson, Jr.	15	39.7
1965	Bill Lynch	46	41.5
1966	Dave Morgan, So.	46	42.4
1967	Dave Morgan, Jr.	22	39.2
1968	Bill Bell, Jr.	41	41.9
1969	Bill Bell, Sr.	65	36.5
1970	Keith Lieppman, Sr.	75	40.4
1971	Marc Harris, So.	76	37.5
1972	Marc Harris, Jr.	75	33.9
1973	Marc Harris, Sr.	66	37.7
1974	Bob Swift, Jr.	58	38.1
1975	John O'Rear, Sr.	50	38.0
1976	Mike Hubach, Fr.	34	38.0
1977	Mike Hubach, So.	80	40.6
1978	Mike Hubach, Jr.	76	41.4
1979	Mike Hubach, Sr.	69	42.5
1980	Bucky Scribner, So.	66	44.1
1981	Bucky Scribner, Jr.	76	42.8
1982	Bucky Scribner, Sr.	75	45.8
1983	Clint Colburn, Fr.	47	37.3
1984	Tom Becker, Fr.	50	37.3
1985	Rob Dickerson, Jr.	69	41.1
1986	Rich Rieth, Jr.	69	39.1
1987	John Brehm, Jr.	15	41.7
1988	B.J. Lohsen, Jr.	55	41.0
1989	B.J. Lohsen, Sr.	48	42.5
1990	Dan Eichloff, Fr.	39	42.6
1991	Dan Eichloff, So.	54	42.3
1992	Dan Eichloff, Jr.	55	40.6
1993	Dan Eichloff, Sr.	59	41.5
1994	Darrin Simmons, Jr.	41	39.1
1995	Darrin Simmons, Sr.	51	43.8
1996	Dean Royal, Jr.	58	38.4
1997	Dean Royal, Sr.	79	43.5
1998	Matt Tyler, Fr.	63	37.1
1999	Joey Pelfanio, Jr.	72	43.0
2000	Joey Pelfanio, Sr.	65	38.5
2001	Chris Tyrrell, Fr.	53	40.5
2002	Curtis Ansel, Jr.	82	42.2
2003	Curtis Ansel, Sr.	47	41.2
2004	Kyle Tucker, Fr.	58	40.1
2005	Kyle Tucker, So.	66	42.9
2006	Kyle Tucker, Jr.	58	39.2
2007	Kyle Tucker, Sr.	46	38.9
2008	Alonso Rojas, So.	58	40.7
2009	Alonso Rojas, Jr.	52	41.4
2010	Alonso Rojas, Sr.	64	42.4
2011	Ron Doherty, So.	64	42.8
2012	Ron Doherty, Jr.	56	40.5
2013	Trevor Pardula, Jr.	84	43.7
2014	Trevor Pardula, Sr.	83	44.3
2015	Matthew Wyman, Jr.	53	41.5
2016	Cole Moos, Jr.	73	41.4
2017	Cole Moos, Sr.	83	39.6
2018	Kyle Thompson, So.	69	43.3
2019	Kyle Thompson, Jr.	57	44.5
2020	Reis Vernon, Fr.	38	37.8
2021	Reis Vernon, So.	49	40.4
2022	Reis Vernon, Jr.	34	39.9

KICK RETURN RECORDS



D.J. Beshears -
 Holds the Kansas career records for kick returns (94), kick return yards (2,123) and season kick return records for kick returns (49), and kick return yards (1,014).

CAREER RECORDS

Kick Returns	No.	Years
1. D.J. Beshears	94	2008-12
2. Marcus Herford	88	2005-08
3. Greg Heaggans	80	2002-05
4. JaCorey Shepherd	61	2011-14
5. Ryan Schadler	59	2015, 20017-18

Kick Return Yards	Yards	Years
1. D.J. Beshears	2,123	2009-12
2. Marcus Herford	2,075	2005-08
3. Greg Heaggans	1,885	2002-05
4. Ryan Schadler	1,336	2015, 2017-18
5. JaCorey Shepherd	1,320	2011-14

Kick Return Average (Min. 25 Returns)

25.7	Charlie Hoag (26 for 669)	1950-52
------	---------------------------	---------

(Min. 50 Returns)

23.6	Marcus Herford (88 for 2,075)	2005-08
23.6	Greg Heaggans (80 for 1,885)	2002-04

SEASON RECORDS

Kick Returns	No.	Year
1. D.J. Beshears, Jr.	49	2011
2. JaCorey Shepherd, Sr.	37	2014
3. D.J. Beshears, So.	36	2010
4. Ryan Schadler, RFr.	33	2015
5. Marcus Herford, Jr.	31	2007

Kick Return Yards	Yards	Year
1. D.J. Beshears, Jr.	1,014	2011
2. D.J. Beshears, So.	922	2010
3. Marcus Herford, Jr.	888	2007
4. JaCorey Shepherd, Sr.	773	2014
5. Marcus Herford, So.	757	2006

Kick Return Average (Min. 10)

29.6	John Hadl (10 for 296)	1959
------	------------------------	------

(Min. 15)

26.3	Ashaundai Smith (17 for 448)	1994
------	------------------------------	------

(Min. 25)

28.6	Marcus Herford (31 for 888)	2007
------	-----------------------------	------

GAME RECORDS

Kick Returns	No.	Game, Date
1. JaCorey Shepherd, Sr.	8	at Baylor, 11-1-14
2. D.J. Beshears, Jr.	7	vs. Oklahoma, 10-15-11
D.J. Beshears, Jr.	7	vs. N. Illinois, 9-10-11
Dezmon Briscoe, So.	7	vs. Missouri, 11-29-08
5. Ryan Schadler, Jr.	6	at Oklahoma St., 11-25-17
Steven Sims Jr., Jr.	6	vs. Baylor, 11-4-17
LaQuvionte Gonzalez, Jr.	6	at West Virginia, 11-5-16
LaQuvionte Gonzalez, Jr.	6	vs. Ohio, 9-10-16
Ryan Schadler, RFr.	6	vs. Kansas State, 11-28-15
JaCorey Shepherd, Sr.	6	vs. TCU, 11-15-14
D.J. Beshears, Jr.	6	vs. Texas Tech, 10-1-11
Marcus Herford, Sr.	6	vs. Nebraska, 11-8-08
Marcus Herford, Jr.	6	vs. Nebraska, 11-3-07
Marcus Herford, So.	6	vs. Missouri, 11-25-06

Kick Return Yards

	No.-Yards	Game, Date
1. Marcus Herford, Jr.	6-203	vs. Nebraska, 11-3-07
2. LaQuvionte Gonzalez, Jr.	6-201	vs. Ohio, 9-10-16
3. D.J. Beshears, Jr.	7-197	vs. No. Illinois, 9-10-11
4. Dezmon Briscoe, So.	7-195	vs. Missouri, 11-29-08
Greg Heaggans, So.	4-195	vs. Missouri St., 9-14-02
6. JaCorey Shepherd, Jr.	5-169	vs. Oklahoma St., 11-9-13

Longest Kick Returns

	Yards	Game, Date
1. Art Pooler	108	vs. Oklahoma, 10-21-1905
2. Kenny Logan Jr., So.	100	vs. Iowa State, 10-31-20
Greg Heaggans, So.	100	vs. Missouri State, 9-14-02
Eric Vann, Jr.	100	vs. Oklahoma, 10-5-96
June Henley, Fr.	100	vs. Colorado, 11-13-93
6. LaQuvionte Gonzalez, Jr.	99	vs. Ohio, 9-10-16
7. Dezmon Briscoe, Jr.	98	vs. Texas, 11-21-09
8. Carl Nesmith, Jr.	97*	vs. Colorado, 9-18-99
John Hadl, So.	97	vs. Syracuse, 9-26-59
10. Vince O'Neil, So.	96	vs. Nebraska, 10-17-70
11. Ashaundai Smith, Jr.	93	vs. UAB, 9-24-94
Gale Sayers, Sr.	93	vs. Oklahoma, 10-17-64
12. Pooka Williams Jr., Jr.	92	at West Virginia, 10-17-20

* - Did not score

YEARLY LEADERS

Year	Player	No.	Yds.	Avg.
1948	Forrest Griffith, Jr.	7	159	22.7
1949	Forrest Griffith, Sr.	12	280	23.3
1950	Charlie Hoag, So.	11	259	23.5
1951	Charlie Hoag, Jr.	10	278	27.8
1952	Charlie Hoag, Sr.	5	132	26.4
1953	Don Hess, Jr.	6	220	36.7
1954	Terry McIntosh, So.	9	172	19.1
1955	Bev Buller, Sr.	9	126	14.0
1956	Homer Floyd, So.	11	261	23.7
1957	Homer Floyd, Jr.	12	260	21.7
1958	Homer Floyd, Sr.	9	212	23.6
1959	John Hadl, So.	10	296	29.6
1960	John Hadl, Jr.	4	87	21.8
1961	John Hadl, Sr.	8	165	20.6
1962	Gale Sayers, So.	6	141	23.5
1963	Gale Sayers, Jr.	9	184	20.4
1964	Gale Sayers, Sr.	7	195	27.8
1965	Mike Johnson, Sr.	10	156	15.6
1966	Donnie Shanklin, So.	20	387	19.4
1967	Junior Riggins, Jr.	14	285	20.4
1968	Donnie Shanklin, Sr.	13	217	16.7
1969	Steve Conley, So.	15	279	18.6
1970	Ron Jessie, Sr.	21	494	23.5
1971	Steve Conley, Sr.	12	212	17.7
1972	Delvin Williams, Jr.	15	257	17.1
1973	Laverne Smith, Fr.	10	117	11.7
1974	Eddie Lewis, Jr.	10	180	18.0
1975	Eric Franklin, Fr.	16	369	23.1
1976	Mike Higgins, Fr.	11	214	19.5
1977	Jimmy Little, So.	11	179	16.3
1978	Mike Higgins, Jr.	12	263	21.9
1979	Wayne Capers, Fr.	11	201	18.3
1980	Wayne Capers, So.	6	124	20.7
1981	Bobby Johnson, Jr.	13	234	21.3
1982	Darren Green, Jr.	12	276	23.0
1983	Darren Green, Sr.	13	254	19.5
1984	Milt Garner, Fr.	19	380	20.0
1985	Udra Lofton, So.	8	83	10.4
1986	Scott Shriner, Jr.	15	282	18.8
1987	Frank Hatchett, Fr.	17	293	17.2
1988	Arnold Snell, Sr.	24	531	22.1
1989	Maurice Douglas, So.	17	326	19.2
1990	Maurice Douglas, Jr.	21	422	20.1
1991	George White, So.	15	263	17.5
1992	George White, Jr.	15	330	22.0
1993	Dorian Brew, So.	11	250	22.8
1994	Ashaundai Smith, Jr.	17	448	26.4
1995	Ashaundai Smith, Sr.	15	340	22.7
1996	Eric Vann, Jr.	18	451	25.1
1997	David Winbush, Fr.	21	455	21.7
1998	Mitch Bowles, Jr.	16	377	23.6
1999	Carl Nesmith, Jr.	21	484	23.0
2000	David Winbush, Sr.	9	196	21.8
2001	Termaine Fulton, Sr.	15	331	22.4
2002	Greg Heaggans, So.	28	691	24.7
2003	Greg Heaggans, Jr.	28	665	23.8
2004	Greg Heaggans, Sr.	15	359	23.9
2005	Kenneth Thompson, Jr.	11	246	22.4
2006	Marcus Herford, So.	29	757	26.1
2007	Marcus Herford, Jr.	31	888	28.6
2008	Marcus Herford, Sr.	28	430	15.4
2009	Dezmon Briscoe, Jr.	19	432	22.7
2010	D.J. Beshears, So.	36	922	25.6
2011	D.J. Beshears, Jr.	49	1,014	20.7
2012	Tre' Parmalee, Fr.	13	260	20.0
2013	JaCorey Shepherd, Jr.	24	547	22.8
2014	JaCorey Shepherd, Sr.	37	773	20.9
2015	Ryan Schadler, RFr.	33	750	22.7
2016	LaQuvionte Gonzalez, Jr.	28	601	21.5
2017	Ryan Schadler, Jr.	25	562	22.5
2018	Pooka Williams Jr., Fr.	11	246	22.4
2019	Jamahl Horne, Fr.	20	442	22.1
2020	Kenny Logan Jr, Fr.	13	345	26.5
2021	Kenny Logan Jr., So.	15	419	27.9
2022	Kenny Logan Jr., Jr.	12	237	19.8

PUNT RETURN RECORDS



CHARLES GORDON - Holds a number of career and season punt return records, recording a career-best 96 punt returns from 2002-05, while recording 999 return yards in his career.

CAREER RECORDS

Punt Returns	No.	Years
1. Charles Gordon	96	2002-05
2. Bruce Adams	69	1972-74
3. Donnie Shanklin	57	1966-68
4. Daymond Patterson	56	2008-12

Punt Return Yards	Yards	Years
1. Charles Gordon	999	2002-05
2. Donnie Shanklin	606	1966-68
3. Bud French	600	1946-49

Punt Return Average (Min. 15)	Avg.	Years
Ralph Moody	19.5 (15-293)	1953-55
(Min. 18)		
Isaac Byrd	14.6 (18-262)	1995-96

Punt Return Touchdowns	No.	Years
1. Donnie Shanklin	3	1966-68

SEASON RECORDS

Punt Returns	No.	Year
1. Charles Gordon, Sr.	41	2005
2. Dutch Lonborg, Sr.	32	1920
3. Charles Gordon, Jr.	29	2004
4. LeRoy Irvin, Sr.	27	1979
5. Bruce Adams, Sr.	27	1974
6. Charles Gordon, So.	26	2003

Punt Return Yards	Yards	Year
1. Charles Gordon, Sr.	398	2005
2. Charles Gordon, So.	341	2003
3. Gil Reich, Sr.	327	1952
4. LeRoy Irvin, Sr.	321	1979

Punt Return Average (Min. 10)	Avg.	Year
Isaac Byrd, Sr.	19.5 (11-214)	1996
(Min. 15)		
Gil Reich, Sr.	17.2 (19-327)	1952

Punt Return Touchdowns

	No.	Year
1. Milt Garner, Jr.	2	1986
LeRoy Irvin, Sr.	2	1979
Gil Reich, Sr.	2	1952

GAME RECORDS

Punt Returns	No.	Game, Date
1. Dutch Lonborg, Sr.	13	vs. Drake, 10-16-20

Punt Return Yards	Yards	Game, Date
1. Dutch Lonborg, Sr.	277	vs. Drake, 10-16-20
2. Donnie Shanklin, Sr.	139	vs. Indiana, 9-28-68

Punt Return Average (Min. 4)	Avg.	Game, Date
Donnie Shanklin, Sr.	34.8 (4-139)	vs. Indiana, 1968

Punt Return Touchdowns	No.
1. Several times	1
(Most recent: Nick Harwell at West Virginia, 10-4-14)	

Longest Punt Return

	Yards	Game, Date
1. Isaac Byrd, Sr.	94	vs. Oklahoma, 10-5-96
2. Bob Marshall, Jr.	90	vs. Oklahoma St., 10-26-56
3. Lee Hawkins, Sr.	88	vs. Iowa State, 10-23-71
4. Brian Murph, So.	85	vs. Houston, 12-23-05
5. Charles Gordon, So.	82*	vs. UNLV, 9-6-03
Ralph Moody, Jr.	82	vs. UCLA, 9-25-54
7. Harrison Hill, Fr.	81	vs. UAB, 9-26-98
Dorian Brew, Jr.	81	vs. UAB, 9-24-94
9. Henri Childs, Fr.	79	vs. Missouri, 9-12-98
10. Dick Blowey, Jr.	78*	vs. SMU, 10-23-54

* - Did not score

YEARLY LEADERS

Year	Player	No.	Yds.	Avg.
1948	Bud French, Jr.	25	307	12.3
1949	Bud French, Sr.	21	293	13.9
1950	Marion Wells, Jr.	12	193	16.1
1951	Marion Wells, Sr.	14	148	10.6
1952	Gil Reich, Sr.	19	327	17.2
1953	Don Hess, Jr.	7	83	11.9
1954	Ralph Moody, Jr.	9	150	16.7
1955	Ralph Moody, Sr.	3	64	21.3
1956	Bob Marshall, Jr.	6	124	20.7
1957	Larry Carrier, Jr.	6	73	12.2
1958	Homer Floyd, Sr.	14	130	9.3
1959	John Hadl, So.	10	81	8.1
1960	Roger McFarland, So.	15	134	8.9
1961	John Hadl, Sr.	17	191	11.2
1962	Ron Oelschlager, So.	9	113	12.6
1963	Gale Sayers, Jr.	5	130	26.0
1964	Gale Sayers, Sr.	15	138	9.2
1965	Charlie Hess, Sr.	19	46	2.4
1966	Donnie Shanklin, So.	17	212	12.5
1967	Donnie Shanklin, Jr.	25	271	10.8
1968	Donnie Shanklin, Sr.	15	213	14.2
1969	Steve Conley, So.	13	120	9.2
1970	Steve Conley, Jr.	18	155	8.6
1971	Lee Hawkins, Sr.	11	151	13.7
1972	Bruce Adams, So.	16	123	7.7
1973	Bruce Adams, Jr.	26	292	11.2
1974	Bruce Adams, Sr.	27	132	4.9
1975	Eddie Lewis, Sr.	11	32	2.9
1976	Skip Sharp, Sr.	24	173	7.2
1977	Jimmy Little, So.	24	142	5.9
1978	Jimmy Little, Jr.	11	95	8.6
1979	LeRoy Irvin, Sr.	27	321	11.9
1980	Dan Wagoner, Jr.	12	25	2.1
1981	Dan Wagoner, Sr.	11	43	3.9
1982	Darren Green, So.	21	194	9.2
1983	Darren Green, Jr.	8	89	11.1
1984	C.J. Eanes, Fr.	13	83	6.3
1985	C.J. Eanes, So.	26	194	7.5
1986	Milt Garner, Jr.	14	193	13.8
1987	Milt Garner, Sr.	13	134	10.3
1988	Tim Hill, Fr.	4	12	3.0
1989	Matt Gay, Fr.	10	66	6.6
1990	Charley Bowen, So.	9	86	9.6
1991	Matt Gay, Jr.	15	182	12.1
1992	Charley Bowen, Sr.	17	122	7.2
1993	Dorian Brew, So.	7	97	13.9
1994	Dorian Brew, Jr.	12	152	12.7
1995	Isaac Byrd, Jr.	7	48	6.6
1996	Isaac Byrd, Sr.	11	214	19.5
1997	Tony Bleivins, Sr.	24	122	5.1
1998	Henri Childs, Fr.	15	166	11.1
1999	Henri Childs, So.	20	226	11.3
2000	Roger Ross, Jr.	23	189	8.2
2001	Roger Ross, Sr.	25	269	10.8
2002	Remuise Johnson, Jr.	19	124	6.5
2003	Charles Gordon, So.	26	341	13.1
2004	Charles Gordon, Jr.	29	260	9.0
2005	Charles Gordon, Sr.	41	398	9.7
2006	Jonathan Lamb, Sr.	15	165	11.0
2007	Raimond Pendleton, So.	14	170	12.1
2008	Daymond Patterson, Fr.	22	243	11.0
2009	Daymond Patterson, So.	21	168	8.0
2010	Daymond Patterson, Jr.	13	49	3.8
2011	D.J. Beshears, Jr.	10	72	7.2
2012	Daymond Patterson, Sr.	6	45	7.5
2013	Connor Embree, Jr.	16	182	11.4
2014	Nick Harwell, Sr.	8	155	19.4
2015	Tre' Parmalee, Sr.	10	28	2.8
2016	LaQuvionte Gonzalez, Jr.	6	-10	-1.7
2017	Steven Sims Jr., Jr.	12	77	6.4
2018	Kwamie Lassiter II, Jr.	14	79	5.6
2019	Kenny Logan Jr., Fr.	5	28	5.6
2020	Kwamie Lassiter II, Sr.	4	-5	-1.2
2021	Kwamie Lassiter II, Sr.	8	108	13.5
2022	O.J. Burroughs, So.	3	18	6.0

TACKLES RECORDS

CAREER RECORDS

Tackles By a Lineman		No.	Years
1.	Eldridge Avery	268	1983, 85-87
2.	Gregg Smith	256	1977-78, 80-81
3.	Mike Butler	208	1973-77
4.	John Zook	202	1966-68

Tackles By a Linebacker		No.	Years
1.	Willie Pless	633	1982-85
2.	Nick Reid	416	2002-05
3.	Rick Bredesen	403	1984-87
4.	Joe Dineen Jr.	386	2015-18
5.	Kyle McNorton	381	1978-81

Tackles By a Defensive Back		No.	Years
1.	LeRoy Irvin	347	1976-79
2.	Darrell Stuckey	295	2006-09
3.	Chris Harris	290	2007-10

Tackles for a Loss		No.	Years
1.	Joe Dineen Jr.	45.5	2015-18
2.	Daniel Wise	44.0	2015-18
3.	Willie Pless	41.0	1982-85
4.	Nick Reid	40.0	2002-05
	Jim Zidd	40.0	1977-79
6.	Ben Heeney	35.5	2011-14
7.	Algie Atkinson	35.0	1998-2001
8.	Dorance Armstrong Jr.	34.0	2015-17
9.	Jake Laptad	33.5	2007-10
10.	Mike Butler	33.0	1973-76

Quarterback Sacks		No.	Years
1.	Algie Atkinson	24.0	1998-2001
2.	Jake Laptad	21.0	2007-10
3.	Ron Warner	20.5	1996-97
4.	Brandon Perkins	20.0	2002-05
	Phil Forte	20.0	1983-86
6.	Daniel Wise	18.5	2015-18
7.	Nate Dwyer	17.0	1998-2001
	Dana Stubblefield	17.0	1990-92
9.	Kyle Moore	15.5	1990-92
10.	Dorance Armstrong Jr.	15.0	2015-17
	David McMillan	15.0	2001-04

SEASON RECORDS

Total Tackles		No.	Year
1.	Willie Pless, Jr.	206	1984
2.	Willie Pless, Sr.	191	1985
3.	Willie Pless, So.	188	1983
4.	Curtis Moore, So.	170	1988
5.	Steve Towle, Sr.	155	1974
6.	Joe Dineen Jr., Sr.	147	2018
	Darnell Williams, Fr.	147	1983
8.	Roger Robben, So.	146	1989
9.	Joe Dineen Jr., RJr.	137	2017
10.	Nick Reid, So.	133	2003
11.	Kyle McNorton, Sr.	132	1981
	Kyle McNorton, Jr.	132	1980

Tackles By a Lineman		No.	Year
1.	Michael Lemon, Sr.	106	1974
2.	Jeffrey Fox, Sr.	102	1980
3.	Gregg Smith, Jr.	91	1980
	Dean Zook, Jr.	91	1973

Tackles By a Linebacker		No.	Year
1.	Willie Pless, Jr.	206	1984
2.	Willie Pless, Sr.	191	1985
3.	Willie Pless, So.	188	1983

Tackles By a Defensive Back

	No.	Year	
1.	LeRoy Irvin, Jr.	127	1978
2.	Michael Allen, Sr.	120	1998
3.	Clint Bowen, Sr.	114	1993

Tackles for a Loss		No.	Year
1.	Joe Dineen Jr., RJr.	25.0	2017
2.	Charlton Keith, Sr.	23.0	2005
3.	Greg Cole, Sr.	21.0	2002
4.	Ron Warner, Sr.	20.5	1997
5.	Dorance Armstrong Jr., So.	20.0	2016
6.	James Holt, Sr.	19.5	2008
7.	Jim Zidd, Jr.	19.0	1978
8.	Algie Atkinson, Sr.	18.0	2001
9.	Stanley Gardner, Jr.	17.0	1979
10.	Daniel Wise, Jr.	16.0	2017
	Willie Pless, So.	16.0	1984

Quarterback Sacks		No.	Year
1.	Ron Warner, Sr.	14.5	1997
2.	Algie Atkinson, Sr.	11.0	2001
3.	Dorance Armstrong Jr., So.	10.0	2016
	James Holt, Sr.	10.0	2008
	Brandon Perkins, Sr.	10.0	2005
	Dana Stubblefield, Jr.	10.0	1991
7.	Kyle Moore, Sr.	9.5	1992
8.	Charlton Keith, Sr.	9.0	2005
9.	Phil Forte, So.	8.0	1984
10.	Lonnie Phelps, R-Jr.	7.0	2022
	Daniel Wise, Jr.	7.0	2017
	Michael Reynolds, Sr.	7.0	2014
	Jake Laptad, So.	7.0	2008
	David McMillan, Sr.	7.0	2004
	Brandon Perkins, So.	7.0	2003
	Nate Dwyer, Jr.	7.0	2000
	Algie Atkinson, Jr.	7.0	2000
	Hanson Caston, Sr.	7.0	1998
	Keith Rodgers, Sr.	7.0	1995
	Phil Forte, Sr.	7.0	1986
	Willie Pless, Jr.	7.0	1984

GAME RECORDS

Total Tackles		No.	Game, Date
1.	Curtis Moore, So.	25	vs. Iowa State, 10-22-88
	Willie Pless, Jr.	25	vs. Oklahoma St., 10-20-84
	Steve Towle, Sr.	25	vs. Colorado, 11-9-74
4.	Marcus Rogers, Sr.	22	vs. Texas Tech, 10-6-01
	Curtis Moore, So.	22	vs. Missouri, 11-19-88
	Curtis Moore, So.	22	vs. Colorado, 10-15-88
	Willie Pless, Jr.	22	vs. Kansas St., 10-13-84
	Willie Pless, So.	22	vs. Missouri, 11-19-83
9.	Ben Heeney, Sr.	21	at Texas Tech, 10-18-14
	LeRoy Irvin, Sr.	21	vs. Missouri, 11-22-79
	Scellars Young, So.	21	vs. Colorado, 10-7-78
	Emery Hicks, Jr.	21	vs. Oklahoma, 11-9-68

Tackles By a Lineman		No.	Game, Date
1.	Sylvester Wright, Sr.	15	vs. Oklahoma, 10-22-94
	John Zook, Jr.	15	vs. Nebraska, 10-14-67

Tackles By a Linebacker		No.	Game, Date
1.	Curtis Moore, So.	25	vs. Iowa State, 10-22-88
	(19 UT, 6 AT)		
	Willie Pless, Jr.	25	vs. Oklahoma St., 10-20-84
	(10 UT, 15 AT)		
	Steve Towle, Sr.	25	vs. Colorado, 11-9-74
	(11 UT, 14 AT)		

Tackles By a Defensive Back		No.	Game, Date
1.	LeRoy Irvin, Sr.	21	vs. Missouri, 11-22-79

Quarterback Sacks		No.	Game, Date
1.	Brandon Perkins, Sr.	5.0	vs. LA Tech, 9-17-05
2.	Lonnie Phelps, R-Jr.	4.0	vs. Tenn. Tech, 9-2-22
	Ron Warner, Sr.	4.0	vs. Texas Tech, 10-11-97

YEARLY LEADERS


Year	Player	Tackles
1965	Mike Sweatman, So.	115
1966	Mike Sweatman, Jr.	116
1967	Mickey Doyle, Jr.	114
1968	Emery Hicks, Jr.	117
1969	Kenny Page, So.	122
1970	Gary Davenport, Sr.	90
1971	Kenny Page, Sr.	119
1972	Steve Towle, So.	93
1973	Dean Zook, Jr.	91
1974	Steve Towle, Sr.	155
1975	Terry Beeson, Jr.	103
1976	Terry Beeson, Sr.	130
1977	LeRoy Irvin, So.	106
1978	LeRoy Irvin, Jr.	127
1979	Scellars Young, Jr.	107
1980	Kyle McNorton, Jr.	132
1981	Kyle McNorton, Sr.	132
1982	Eddie Simmons, So.	111
1983	Willie Pless, So.	188
1984	Willie Pless, Jr.	206
1985	Willie Pless, Sr.	191
1986	Rick Bredesen, Jr.	106
1987	Curtis Moore, Fr.	103
1988	Curtis Moore, So.	170
1989	Roger Robben, So.	146
1990	Hassan Bailey, So.	89
1991	Doug Terry, Sr.	93
1992	Hassan Bailey, Sr.	79
1993	Clint Bowen, Sr.	114
1994	Ronnie Ward, Jr.	98
1995	Jason Thoren, So.	119
1996	Ronnie Ward, Sr.	121
1997	Tony Blevins, Sr.	97
1998	Michael Allen, Sr.	120
1999	Andrew LeClair, So.	102
2000	Carl Nesmith, Sr.	103
2001	Marcus Rogers, Sr.	97
2002	Greg Cole, Sr.	106
2003	Nick Reid, So.	133
2004	Nick Reid, Jr.	109
2005	Nick Reid, Sr.	112
2006	Mike Rivera, So.	90
2007	Joe Mortensen, Sr.	106
2008	James Holt, Sr.	105
2009	Darrell Stuckey, Sr.	93
2010	Steven Johnson, Jr.	95
2011	Steven Johnson, Sr.	124
2012	Ben Heeney, So.	112
2013	Ben Heeney, Jr.	88
2014	Ben Heeney, Sr.	127
2015	Fish Smithson, Jr.	111
2016	Fish Smithson, Sr.	93
2017	Joe Dineen Jr., RJr.	137
2018	Joe Dineen Jr., Sr.	147
2019	Mike Lee, Sr.	72
2020	Kenny Logan Jr., Fr.	58
2021	Kenny Logan Jr., So.	110
2022	Kenny Logan Jr., Jr.	106

CAREER TACKLES RECORDS



1 WILLIE PLESS
633 TACKLES
 1982-85

YEAR	G	SOLO	ASSISTS	TOTAL
1982	--	--	--	53
1983	11	--	--	183
1984	11	--	--	206
1985	12	--	--	191
TOTALS	34	--	--	633



7 LEROY IRVIN
347 TACKLES
 1976-79

YEAR	G	SOLO	ASSISTS	TOTAL
TOTALS	--	--	--	347



8 MIKE SWEATMAN
341 TACKLES
 1965-67

YEAR	G	SOLO	ASSISTS	TOTAL
TOTALS	--	--	--	341



9 BEN HEENEY
335 TACKLES
 2011-14

YEAR	G	SOLO	ASSISTS	TOTAL
2011	12	5	3	8
2012	12	69	43	112
2013	10	55	32	87
2014	12	92	35	127
TOTALS	46	221	113	334



2 NICK REID
416 TACKLES
 2002-05

YEAR	G	SOLO	ASSISTS	TOTAL
2002	12	37	25	67
2003	13	93	40	133
2004	11	52	57	109
2005	12	62	50	112
TOTALS	48	244	172	416



3 RICK BREDESEN
403 TACKLES
 1984-87

YEAR	G	SOLO	ASSISTS	TOTAL
TOTALS	--	--	--	403



4 JOE DINEEN JR.
386 TACKLES
 2015-18

YEAR	G	SOLO	ASSISTS	TOTAL
2014	8	4	1	5
2015	12	66	20	86
2016	3	10	6	16
2017	12	89	44	133
2018	12	109	37	144
TOTALS	47	278	104	386



10 RONNIE WARD
332 TACKLES
 1992-96

YEAR	G	SOLO	ASSISTS	TOTAL
TOTALS	--	--	--	332




11 CHRIS TOBUREN
318 TACKLES
 1978-81

YEAR	G	SOLO	ASSISTS	TOTAL
TOTALS	--	--	--	332



5 KYLE MCNORTON
381 TACKLES
 1978-81

YEAR	G	SOLO	ASSISTS	TOTAL
TOTALS	--	--	--	381



12 KENNY PAGE
313 TACKLES
 1969-71

YEAR	G	SOLO	ASSISTS	TOTAL
TOTALS	--	--	--	313



6 CURTIS MOORE
350 TACKLES
 1986-87, 90

YEAR	G	SOLO	ASSISTS	TOTAL
TOTALS	--	--	--	350

INTERCEPTIONS RECORDS



AQIB TALIB - Recorded 13 interceptions in his three seasons with the Jayhawks, where he set the school record in interception return yards (322) and tied the record for interception touchdowns in a career (2).

CAREER RECORDS

Interceptions	No.	Years
1. Ray Evans	17	1941-42, 46-47
2. Aqib Talib	13	2005-07
3. Hal Cleavinger	12	1950-52
4. Milt Garner	11	1984-87
5. Wayne Ziegler	10	1983-86
LeRoy Irvin	10	1976-79
Gary Adams	10	1970-72
John Konek	9	1951-52
9. Charles Gordon	9	2003-05
10. Darrell Stuckey	8	2006-09
Justin Thornton	8	2006-09
Richard Bertuzzi	8	1945-48

Interception Return Yards	Yards	Years
1. Aqib Talib	322	2005-07
2. Hasan Defense	192	2017-19
3. Bradley McDougald	189	2009-12

Touchdown Returns	No.	Years
1. Cobee Bryant	2	2021-Pres.
Aqib Talib	2	2005-07
Patrick Brown	2	1995-98
Roger Foote	2	1978, 80-82

SEASON RECORDS

Interceptions	No.	Year
1. John Konek, So.	10	1951
Ray Evans, So.	10	1942
3. Charles Gordon, Jr.	7	2004
4. Aqib Talib, Jr.	6	2006
Remuise Johnson, Jr.	6	2002
Jeff Colter, Sr.	6	1983
Skip Sharp, Sr.	6	1976
Hal Cleavinger, Sr.	6	1952
9. Isaiah Johnson, So.	5	2013
Darrell Stuckey, Jr.	5	2008

Aqib Talib, Sr.	5	2007
Justin Thornton, So.	5	2007
Milt Garner, So.	5	1985
Wayne Ziegler, So.	5	1984
Joe Tumpich, Sr.	5	1980
LeRoy Irvin, Sr.	5	1979
Tom Fitch, Sr.	5	1977
Rocky Bron, Sr.	5	1973
Hal Cleavinger, So.	5	1950

Interception Returns	Yards	Year
1. Aqib Talib, Sr.	195	2007
2. John Konek, So.	180	1951

Touchdown Returns	No.	Year
1. Aqib Talib, Sr.	2	2007
Patrick Brown, Jr.	2	1997
Roger Foote, Jr.	2	1981

GAME RECORDS

Interceptions	No.	Game, Date
1. Bill Crank, So.	3	vs. Tulane, 10-25-58
Duane Morris, So.	3	vs. Oklahoma St., 11-16-57
John Konek, So.	3	vs. Oklahoma St., 11-17-51
4. Several players	2	(Most recent: Hasan Defense, Jr. vs. WVU, 10-6-18)

Interception Returns	Yards	Game, Date
1. Aqib Talib, Sr.	100	vs. FIU, 9-22-07
2. John Hadl, So.	98	vs. TCU, 9-19-59
3. James Bowman, Sr.	92	vs. Oklahoma, 11-17-73
4. Cobee Bryant, So.	86	at West Virginia, 9-10-22
5. Marquis Roberts, Jr.	83	at Iowa State, 10-3-15
6. Deral Boykin, So.	78	vs. Montana State, 9-2-89
7. Tom Fitch, Sr.	75	vs. Washington St., 9-24-77
Dale Holt, So.	75	vs. Illinois, 9-21-68

Touchdown Returns	No.	Game, Date
1. Patrick Brown, Jr.	2	vs. UAB, 8-28-97

YEARLY LEADERS

Year	Player	No.	Yards
1942	Ray Evans, So.	10	--
1946	Dick Bertuzzi, So.	2	2
1947	Tom Scott	4	63
1948	Dick Bertuzzi, Sr.	4	15
	Forrest Griffith, Jr.	4	58
1949	Cliff McDonald, Sr.	3	26
	Bill Mace, Fr.	3	87
1950	Hal Cleavinger, So.	5	45
1951	John Konek, So.	8	180
1952	Hal Cleavinger, Sr.	6	67
1953	Dan Hess, Jr.	4	49
1954	Ralph Moody, Jr.	2	7
1955	Bev Buller, Sr.	3	31
1956	Charles McCue	3	89
1957	Duane Morris, So.	4	47
1958	Bill Crank, So.	4	50
1959	John Hadl, So.	3	105
1960	Jim Jarrett, Jr.	2	4
	Roger McFarland, So.	2	7
	Doyle Schick, Sr.	2	9
1961	Roger McFarland, Jr.	2	33
	Kent Staab, Sr.	2	11
1962	Jim Marshall, Sr.	2	22
	Ron Oelschlaeger, So.	2	9
1963	Phil Doughy, Sr.	3	56
1964	Dave Crandall, Sr.	3	47
1965	Charles Hess, Sr.	3	22
1966	Tommy Ball, So.	2	18
	Bill Hunt, So.	2	79
	Bill Lynch, Jr.	2	5
1967	Tommy Ball, Jr.	3	47
1968	Dave Holt, So.	4	88
1969	George McGowan, Sr.	3	19
1970	Gary Adams, So.	4	46
1971	Gary Adams, Jr.	3	30
	Lee Hawkins, Sr.	3	3
1972	Gary Adams, Sr.	3	109
	Rick Mudge, So.	3	86
	Steve Towle, So.	3	17
1973	Rocky Bron, Sr.	5	34
1974	Nolan Cromwell, So.	3	19
1975	John O'Rear	4	76
	Chris Golub, Jr.	4	41
1976	Skip Sharp, Sr.	6	81
1977	Thomas Fitch, Sr.	5	75
1978	LeRoy Irvin, Jr.	2	26
1979	LeRoy Irvin, Sr.	5	58
1980	Joe Tumpich, Sr.	5	52
1981	Roger Foote, Jr.	4	92
1982	Eddie Simmons, Jr.	2	27
	Robert Gentry, Sr.	2	3
1983	Jeff Colter, Sr.	6	61
1984	Wayne Ziegler, So.	5	106
1985	Milt Garner, So.	5	47
1986	Wayne Ziegler, Sr.	3	6
1987	Clint Normore, Jr.	2	0
	Milt Garner, Sr.	2	0
1988	Peda Samuel, Sr.	4	84
1989	Deral Boykin, So.	2	78
1990	Tim Hill, Jr.	2	2
	Hassan Bailey, So.	2	19
1991	Tim Hill, Sr.	4	39
1992	Charley Bowen, Sr.	4	83
	Kwamie Lassiter, So.	4	53
1993	Dorian Brew, So.	2	0
	Clint Bowen, Sr.	2	8
	Tony Blevins, Fr.	2	31
1994	Kwamie Lassiter, Sr.	3	30
1995	Dorian Brew, Sr.	4	79
1996	Jason Harris, Jr.	4	0
1997	Jamie Harris, Jr.	3	64
	Patrick Brown, Jr.	3	74
1998	Muhammad Abdul-Rahim, Jr.	3	5
1999	Carl Nesmith, Jr.	3	68
2000	Carl Nesmith, Sr.	3	72
	Quincy Roe, Jr.	3	25
2001	Andrew Davison, Sr.	3	5
2002	Remuise Johnson, Jr.	6	7
2003	Tony Stubbs, Jr.	2	37
	Remuise Johnson, Sr.	2	1
	Rodney Fowler, So.	2	35
2004	Charles Gordon, Jr.	7	52
2005	Theo Baines, Sr.	4	48
2006	Aqib Talib, Jr.	6	82
2007	Aqib Talib, Sr.	5	195
	Justin Thornton, So.	5	74
2008	Darrell Stuckey, Jr.	5	33
2009	Ryan Murphy, So.	2	0
2010	Isiah Barfield, Jr.	2	8
	Tyler Patmon, Fr.	2	8
2011	Bradley McDougald, Jr.	2	86
	Greg Brown, Jr.	2	20
2012	Bradley McDougald, Sr.	3	63
	Tyler Patmon, Jr.	3	54
2013	Isaiah Johnson, So.	5	45
2014	Jacorey Shepherd, Sr.	3	0
2015	Greg Allen, Jr.	2	13
	Fish Smithson, Jr.	2	22
2016	Fish Smithson, Sr.	4	5
2017	Hasan Defense, So.	2	10
	Mike Lee, So.	2	5
2018	Hasan Defense, Jr.	3	0
	Shakial Taylor, Sr.	3	0
2019	Najee Stevens-McKenzie, Sr.	2	2
2020	Kenny Logan Jr., So.	2	12
2021	Cobee Bryant, Fr.	2	31
2022	Cobee Bryant, So.	3	86

TEAM GAME BESTS

OFFENSE

Rushing Yards

662	Washington (Mo.), 1923
556	Missouri, 1975
513	Missouri, 1991
499	Oklahoma State, 1962
467	Washington State, 1976
467	Kansas State, 1950
452	Wisconsin, 1975
450	Denver, 1950
444	Oklahoma State, 1963
440	Oregon State, 1975
428	Colorado, 1968
425	Colorado, 1980
421	Missouri, 1976
420	Kansas State, 1975
418	UAB, 1994
414	Kansas State, 1951
405	Rutgers, 2018

Passing Yards

544	Arkansas, 2022
498	Missouri, 2009
498	Vanderbilt, 1985
442	Iowa State, 2009
422	Colorado, 2003
418	Kansas State, 2017
415	Texas Tech, 2019
412	Louisiana Tech, 2008
411	Iowa State, 1989
405	Nebraska, 2006
401	Washington State, 1972
399	Rhode Island, 2016
396	Jacksonville State, 2003
394	Colorado, 1983
394	Tennessee, 1973
391	FIU, 2007
385	USC, 1983
381	South Florida, 2008
375	Missouri, 2008
367	Sam Houston State, 2008
364	SEMO, 2017
362	Oklahoma State, 2007
357	Oklahoma, 2008
354	Iowa State, 2007
354	Nebraska, 2007
354	Missouri, 1983
351	TCU, 2022
349	Missouri, 2007
345	Minnesota, 2008
343	Ohio, 2017
342	TCU, 2014
340	Houston, 2005

Total Offense Yards

651	Vanderbilt, 1985
648	Missouri, 1991
641	Jacksonville State, 2003
626	Missouri, 1975
615	FIU, 2007
615	Kansas State, 1950
603	Arkansas, 2022
598	South Dakota State, 1947
593	UAB, 1987
586	Colorado, 2003
586	Colorado, 1980
582	Ball State, 1992
576	South Dakota State, 2015
576	UTEP, 2009
574	Nebraska, 2006
572	Nebraska, 2007
570	Rhode Island, 2016
569	Texas, 2019
567	Boston College, 2019

DEFENSE

Rushing Yards

-56	Kansas State, 1992
-23	Southeastern Louisiana, 2007
-23	Denver, 1947
-10	Kansas State, 1961
-9	Boston University, 1959
-8	Utah State, 1986
-6	Missouri, 2004
0	Kansas State, 1960
4	UTEP, 2009
6	UAB, 1993
7	Nebraska, 1952
10	Missouri, 2000
11	Iowa State, 1937
12	Kansas State, 1947
17	Florida State, 1973
21	Nebraska, 2005
23	Washington State, 1973
23	Minnesota, 1966
23	Missouri, 1931

Passing Yards

0	Colorado, 1988
0	Oklahoma, 1976
0	Missouri, 1963
0	Missouri, 1957
0	TCU, 1953
0	Kansas State, 1953
0	Kansas State, 1949
0	Oklahoma, 1936
0	Nebraska, 1913
1	Iowa State, 1916, 1928
4	Oklahoma State, 1960
5	Arizona, 1949
6	TCU, 1960
9	TCU, 1947
11	Colorado, 1985
11	Tulsa, 1982
14	Kansas State, 1935
15	Oklahoma State, 1972
16	Oklahoma, 1982
16	Kansas State, 1951
17	Miami (Fla.), 1978
18	Oklahoma State, 1992
18	New Mexico, 1969
18	Oklahoma State, 1923
20	Oklahoma, 1990

Total Defense Yards

17	Denver, 1947
35	Kansas State, 1961
46	Missouri, 1958
50	Nebraska, 1960
62	TCU, 1947
62	Kansas State, 1947
69	Kansas State, 1992
75	Southeastern Louisiana, 2007
78	Utah State, 1987
78	Kansas State, 1960
78	Kansas State, 1946
82	Boston University, 1959
98	Oklahoma, 1961
98	Iowa State, 1953

OPPONENT

Rushing Yards

604	Georgia Tech, 2011
567	Nebraska, 1983
566	Oklahoma, 1986
565	Oklahoma, 1987
547	Nebraska, 1988
537	Oklahoma, 1953
536	Oklahoma State, 1988
533	Oklahoma, 1954
516	Nebraska, 1978
515	Nebraska, 1989
510	Oklahoma, 2014
502	Oklahoma, 1971

Passing Yards

548	Texas Tech, 2016
508	Texas Tech, 2012
494	Oklahoma State, 2017
494	Oklahoma State, 2011
481	North Carolina State, 2003
476	Utah, 1996
468	Oklahoma, 2008
467	Central Michigan, 2017
445	Oklahoma, 2015
444	Missouri, 1989
441	Texas Tech, 2018
437	Baylor, 2013
434	Baylor, 2010
429	Oklahoma State, 1989
428	Texas A&M, 2002

Total Offense Yards

799	Nebraska, 1978
768	Georgia Tech, 2011
743	Baylor, 2013
717	Oklahoma State, 1988
710	Oklahoma, 2015
701	Oklahoma, 2022
683	Arkansas, 2022
680	Auburn, 1988
680	Nebraska, 1983
678	Baylor, 2010
674	Oklahoma, 2008
669	Baylor, 2014
667	Missouri, 1949
666	Baylor, 2012
665	Nebraska, 1988
665	Missouri, 1948

INDIVIDUAL

Rushing Yards

427	Samaje Perine, Oklahoma, 2014
319	Devin West, Missouri, 1998
313	Barry Sanders, Okla. St., 1988
309	Chris Brown, Colorado, 2002
294	Calvin Jones, Nebraska, 1991
285	Mike Rozier, Nebraska, 1983

Passing Yards

476	Seth Doege, Texas Tech, 2012
476	Mike Fouts, Utah, 1996
475	Phillip Rivers, NC State, 2003
467	Shane Morris, Central Michigan, 2017
444	Kent Kiefer, Missouri, 1989

Receiving Yards

300	Adarius Bowman, Okla. St., 2006
233	Denario Alexander, Missouri, 2009
231	Linzy Collins, Missouri, 1990
219	Jonathan Giles, Texas Tech, 2016

PER-GAME BESTS

Rushing Yards Per Game

	Avg.	Yards	G	Year
1.	311.6	3116	10	1950
2.	297.4	3721	11	1976
3.	290.7	3488	11	1975
4.	272.6	2999	11	1968
5.	261.0	2610	10	1962
6.	247.1	2718	11	1994
7.	245.2	2698	11	1991
8.	243.1	2431	10	1963
9.	232.1	2553	11	1992
10.	228.6	2286	10	1961

Passing Yards Per Game

	Avg.	Yards	G	Year
1.	310.3	3724	12	2009
2.	305.6	3973	13	2008
3.	291.0	3783	13	2007
4.	286.0	3146	11	1983
5.	255.9	3327	13	2003
6.	254.8	3057	11	1985
7.	254.4	3307	13	2022
8.	240.4	2885	12	2016
9.	226.4	2717	12	2017
10.	220.5	2425	11	2004

Total Yards Per Game

	Avg.	Yards	G	Year
1.	479.8	6237	13	2007
2.	438.6	5702	13	2022
3.	432.4	3973	13	2008
4.	422.4	5069	12	2009
5.	421.5	5479	13	2003
6.	403.1	4434	11	1983
7.	401.8	4420	11	1968
8.	396.8	3968	10	1950
9.	395.1	4346	11	1992
10.	393.2	4325	11	1995

Points Per Game

	Avg.	Pts.	G	Year
1.	42.7	556	13	2007
2.	35.6	463	13	2022
3.	34.5	380	11	1968
4.	33.4	434	13	2008
5.	31.8	350	11	1992
6.	31.6	316	10	1951
7.	29.5	384	13	2003
8.	29.4	353	12	2009
9.	29.0	348	12	2006
	29.0	290	10	1947

DEFENSE

Rushing Yards Per Game

	Avg.	Yards	G	Year
1.	83.2	999	12	2005
2.	94.8	1232	13	2007
3.	109.0	1308	12	2006
4.	109.2	1092	10	1947
5.	113.9	1139	10	1961
6.	117.6	1294	11	2004
7.	123.0	1600	13	2008
8.	125.7	1383	11	1992
9.	135.7	1357	10	1962
10.	138.2	1659	12	2009

Passing Yards Per Game

	Avg.	Yards	G	Year
1.	48.3	483	10	1960
2.	61.0	610	10	1953
3.	61.2	612	10	1957
4.	74.1	741	10	1955
5.	77.7	777	10	1954
6.	82.0	820	10	1947
7.	86.6	866	10	1963
8.	90.4	994	11	1973
9.	92.8	1114	11	1975
10.	94.4	944	10	1945

Total Yards Per Game

	Avg.	Yards	G	Year
1.	187.2	1872	10	1960
2.	189.1	1891	10	1947
3.	215.1	2151	10	1961
4.	235.8	2358	10	1962
5.	240.4	2404	10	1948
6.	240.7	2407	10	1946
7.	253.6	2536	10	1963
8.	255.9	2559	10	1952
9.	258.7	3104	11	1973
10.	272.0	3264	11	1975

Points Per Game

	Avg.	Pts.	G	Year
1.	7.8	78	10	1960
2.	8.1	81	10	1961
3.	8.2	82	10	1947
4.	11.0	110	10	1952
5.	11.6	116	10	1962
6.	12.2	122	10	1963
7.	12.3	147	11	1975
8.	13.4	134	10	1959
9.	13.5	135	10	1946
10.	13.7	137	10	1948

MISCELLANEOUS RECORDS

TOTAL OFFENSE

Plays in a Season

988; 512 rush, 476 pass (2007)

Plays in a Game

96; 82 rush, 14 pass vs. Missouri (1991)
96; 63 rush, 33 pass vs. North Texas (1979)

Yards in a Season

6,237 (13 games in 2007)

Yards Per Game in a Season

479.8 (13 games in 2007)

Yards Per Play in a Season

7.0 (13 games in 2022)

Yards in a Game

983 vs. Washington (Mo.) (1923)

Yards vs. a Conference Opponent

648 vs. Missouri (1991)

Yards Gained in a Loss

603 vs. Arkansas (2022)

Yards Gained, Both Teams

1286; KU - 603, Arkansas - 683 (2022)

FIRST DOWNS

Season

326 (13 games in 2007)

Rushing First Downs (In a Season)

159 (11 games in 1976)

Passing First Downs (In a Season)

170 (13 games in 2007)

Game

34 vs. Nebraska, 2007
34 vs. Washington (Mo.) (1923)

Rushing First Downs (In a Game)

26 vs. Missouri (1975)

Passing First Downs (In a Game)

25 vs. Arkansas (2022)
25 vs. Tennessee (1973)

SCORING

Points in a Season

556 (13 games in 2007)

Season Average

42.7 (13 games in 2007)

Points in a Game

86 vs. South Dakota State (1947)

Points in a Conference Game

76 vs. Nebraska (2007)

Points in a Half

49 (1st) vs. Toledo (2004)
49 (1st) vs. Illinois State (1998)
49 (1st) vs. St. Mary's (1912)

Points in a Quarter

32 (4th) vs. Washington (Mo.) (1923)

Combined Points (in a Game)

115; KU 76, Nebraska 39 (2007)

Touchdowns in a Season

72 (13 games in 2007)

Touchdowns in a Game

13 vs. South Dakota State (1947)

Points By Kicking in a Season

120 (13 games in 2007)

18 Consecutive Wins
ALL-TIME (1907-09)

15 Home Winning Streak
(1908-10)

12 Wins in a Season
(2007)

11 Consecutive Wins
SEASON (2007)

10 Consecutive Wins vs.
One Opponent
KANSAS STATE (1956-65)

9 Shutouts in a Season
(1905)

7 Consecutive Shutouts
IN A SEASON (1904-05)

Points By Kicking in a Game
21 vs. Wichita State (1983)

Field Goals in a Season
24 (11 games in 1983)

Field Goals in a Game
5 vs. Wichita State (1983)
5 vs. Nebraska (1981)

MARGINS

Victory Margin
83; KU 83, Washington (Mo.) 0 (1923)

Conference Game Victory Margin
55; KU 55, Kansas State 0 (1947)

RUSHING

Attempts in a Season
701 (11 games in 1976)

Fewest Attempts in a Season
337 (11 games in 1986)

Attempts in a Game
84 vs. Colorado (1977)

Fewest Attempts in a Game
16 vs. Auburn (1987)

Season Yards
3,488 (11 games in 1975)

Season Per Carry Average

6.0; 3,116 on 516 (1950)

Yards in a Game

662 vs. Washington (Mo.) (1923)

Yards in a Conference Game

556 vs. Missouri (1975)

Yards in a Road Game

499 at Oklahoma State (1962)

Rushing Touchdowns in a Season

33 (10 games in 1968)

Rushing Touchdowns in a Game

7 vs. Illinois State (1998)
7 vs. Missouri (1991)
7 vs. New Mexico (1968)

PASSING

Attempts in a Season

476 (13 games in 2007)

Attempts in a Game

62 vs. Central Michigan (2017)

Completions in a Season

302 (13 games in 2007)

Completions in a Game

37 vs. Arkansas (2022)

Yards in a Season

3,783 (13 games in 2007)

Yards Per Game

291.0 (13 games in 2007)

Yards in a Game

544 vs. Arkansas (2022)

Yards in a Conference Game

422 vs. Colorado (2003)

Yards in a Road Game

422 at Colorado (2003)

Touchdown Passes in a Season

36 (13 games in 2007)

Touchdown Passes in a Game

6 vs. Nebraska (2007)
6 vs. Washburn (1938)

Interceptions Thrown in a Season

24 (11 games in 1983)

Interceptions Thrown in a Game

5 vs. Colorado (1983)
5 vs. Louisville (1980)
5 vs. Florida State (1973)

PUNTING

Points in a Season

87 (12 games in 2017)

Points in a Game

15 vs. Nebraska (1972)

Punting Yards in a Season

3,673 (12 games in 2014)

Punting Yards in a Game

621 at West Virginia (2014)

DEFENSE

Fewest Yards Allowed in a Season

2,914 (1964)

Fewest Yards Allowed Per Game

278.9 (1966)

Fewest Yards Per Play Allowed in a Season

4.0 (1981)

Fewest Total Yards Allowed in a Game

17 by Denver (1947)

Fewest Yards Allowed in a Conference Game

35 by Kansas State (1961)

Fewest Rushing Yards Allowed in a Season

999 (2005)

Fewest Rushing Yards Allowed Per Game in a Season

83.2 (2005)

Fewest Rushing Yards Allowed Per Attempt

2.4 (2005)

Fewest Rushing Yards Allowed in a Game

-56 vs. Kansas State (1992)

Fewest Completions Allowed in a Season

3.7 (37 in 10 games) (1954)

Lowest Completion Percentage in a Season

.364 (1946)

Fewest Passing Yards Allowed Per Game

48.3 (483 in 10 games)

Fewest Passing Yards Allowed in a Game

0 numerous times (most recent vs. Colorado, 1988)

TURNOVERS

Forced in a Season

52 (11 games in 1973)

Forced in a Game

8 vs. Florida State (1973)
8 vs. Grinnell (1926)

Fumbles Forced in a Season

46 (11 games in 1971)

Fumbles Forced in a Game

15 vs. Oklahoma State (1974)

Fumbles Recovered in a Season

27 (11 games in 1973)

Fumbles Recovered in a Game

7 vs. Oklahoma (1950)
7 vs. Missouri (1949)

Interceptions in a Season

25 (11 games in 1973)

Interceptions in a Game

8 vs. Grinnell (1926)

Interception Yards in a Season

363 (11 games in 1972)

Interception Yards in a Game

127 vs. Oklahoma State (1949)

TEAM YEAR-BY-YEAR

YEAR	OVERALL			CONFERENCE		TOTAL OFFENSE		RUSHING		PASSING			SCORING			
	G	W-L	PCT.	W-L	PCT.	YDS.	AVG.	ATT.-YDS.	AVG.	ATT.-COMP.	INT.	PCT.	YDS.	AVG.	PTS.-AVG.	
1945	10	4-5-1	.400	1-3-1	.200	2,651	265.1	—	1,859	185.9	132-49	—	371	792	79.2	139-13.9
1946	10	7-2-1	.700	4-1	.800	2,212	221.2	—	1,477	147.7	92-36	9	391	735	73.5	157-15.7
1947	10	8-1-1	.800	4-0-1	.800	3,365	336.5	414-2,153	202.7	124-63	5	508	1,212	121.2	304-27.6	
1948	10	7-3	.700	4-2	.667	2,769	276.9	451-1,698	169.8	157-57	17	372	1,071	107.1	199-19.9	
1949	10	5-5	.500	2-4	.333	3,446	344.6	—	1,913	191.3	203-84	26	413	1,533	153.3	259-25.9
1950	10	6-4	.600	3-3	.500	3,968	396.8	516-3,116	311.6	121-44	14	363	852	85.2	284-28.4	
1951	10	8-2	.800	4-2	.667	3,517	351.7	—	2,412	241.2	155-61	12	393	1,105	110.5	316-31.6
1952	10	7-3	.700	3-3	.500	3,189	318.9	534-1,951	195.1	179-82	14	458	1,238	123.8	214-21.4	
1953	10	2-8	.200	2-4	.333	2,322	232.2	481-1,732	173.2	114.38	16	333	590	59.0	83-8.3	
1954	10	0-10	.000	0-6	.000	1,881	188.1	411-1,238	123.8	188	11	312	643	64.3	93-9.3	
1955	10	3-6-1	.300	1-4-1	.167	2,041	204.1	448-1,253	125.3	119-39	18	327	788	78.8	93-9.3	
1956	10	3-6-1	.300	2-4	.333	2,641	264.1	539-1,960	196.0	116-37	16	319	681	68.1	163-16.3	
1957	10	5-4-1	.500	5-2	.714	2,322	232.2	479-1,501	150.1	112-52	12	464	821	82.1	115-11.5	
1958	10	4-5-1	.400	3-3-1	.429	2,248	224.8	465-1,753	175.3	102-32	11	314	495	49.5	87-8.7	
1959	10	5-5	.500	4-3	.571	2,244	224.4	373-1,678	167.8	78-37	6	474	566	56.6	163-16.3	
1960	10	7-2-1	.700	6-0-1	.857	2,762	276.2	504-2,068	206.8	103-53	5	515	694	69.4	219-21.9	
1961	10	6-3-1	.600	5-2	.714	2,962	296.2	604-2,286	228.6	102-46	6	451	676	67.6	245-24.5	
1962	10	6-3-1	.600	4-2-1	.571	3,291	329.1	522-2,610	261.0	108-47	5	435	681	68.1	214-21.4	
1963	10	5-5	.500	3-4	.429	3,038	303.8	491-2,431	243.1	110-37	11	336	607	60.7	207-20.7	
1964	10	6-4	.600	5-2	.714	2,607	260.7	468-1,896	189.6	122-54	4	443	711	71.1	136-13.6	
1965	10	2-8	.200	2-5	.286	2,349	234.9	400-1,405	140.5	202-78	7	386	944	94.4	119-11.9	
1966	10	2-7-1	.200	0-6-1	.000	2,517	251.7	506-1,608	160.8	162-81	14	500	909	90.9	106-10.6	
1967	10	5-5	.500	5-2	.714	2,877	287.7	457-1,503	150.3	184-85	12	462	1,374	137.4	166-16.6	
1968	11	9-2	.818	6-1	.857	4,420	401.8	594-2,999	272.6	183-90	6	492	1,421	129.2	394-35.8	
1969	10	1-9	.100	0-7	.000	3,056	305.6	517-1,776	177.6	204-79	16	387	1,280	128.0	176-17.6	
1970	11	5-6	.455	2-5	.296	3,599	327.2	554-2,345	213.2	202-85	16	421	1,254	114.0	270-24.5	
1971	11	4-7	.364	2-5	.296	2,892	262.9	541-1,639	149.0	224-104	13	464	1,253	113.9	187-17.0	
1972	11	4-7	.364	2-5	.296	3,717	337.9	472-1,430	130.0	315-159	23	505	2,287	207.9	208-18.9	
1973	11	7-3-1	.636	4-2-1	.571	3,182	265.2	430-1,043	86.9	237-174	11	516	2,139	194.5	253-23.1	
1974	11	4-7	.364	1-6	.143	3,596	326.9	507-2,310	210.0	198-86	18	434	1,286	116.9	157-14.3	
1975	11	7-4	.636	4-3	.571	3,934	327.8	670-3,488	290.7	83-32	5	386	446	37.2	262-21.8	
1976	11	6-5	.545	2-5	.296	3,804	345.8	701-3,271	297.4	120-36	15	300	533	48.5	260-23.6	
1977	11	3-7-1	.273	2-4-1	.296	2,993	272.1	633-2,329	211.7	118-42	12	356	664	60.4	131-11.9	
1978	11	1-10	.091	0-7	.000	2,663	242.1	473-1,229	111.7	260-110	18	423	1,434	130.4	124-11.3	
1979	11	3-8	.273	2-5	.296	2,935	266.8	474-1,273	115.7	274-124	16	453	1,662	151.1	172-15.6	
1980	11	4-5-2	.364	3-3-1	.429	3,339	303.5	520-2,079	189.0	212-98	15	462	1,620	114.5	171-15.5	
1981	11	8-3	.727	4-3	.571	3,003	273.0	544-1,642	149.3	206-101	11	490	1,361	123.7	188-15.7	
1982	11	2-7-2	.182	1-5-1	.143	2,920	265.5	441-1,184	107.6	296-139	20	470	1,736	157.8	150-13.6	
1983	11	4-6-1	.364	2-5	.296	4,434	403.1	398-1,288	117.1	407-216	24	531	3,146	286.0	296-26.9	
1984	11	5-6	.455	4-3	.571	3,673	333.9	452-1,520	138.2	304-169	14	556	2,153	195.7	218-19.8	
1985	12	6-6	.500	2-5	.286	4,523	376.9	444-1,466	122.2	426-235	13	552	3,057	254.8	262-21.9	
1986	11	3-8	.273	0-7	.000	2,786	253.3	337-806	73.3	378-192	20	508	1,980	180.0	112-10.1	
1987	11	1-9-1	.091	0-6-1	.000	3,015	274.1	453-1,220	110.9	288-163	23	566	1,795	163.2	135-12.3	
1988	11	1-10	.091	1-6	.143	3,442	312.9	434-1,577	143.4	270-133	15	493	1,865	169.5	189-17.2	
1989	11	4-7	.364	2-5	.286	3,951	359.2	492-1,787	189.7	268-144	15	537	2,164	196.7	248-22.5	
1990	11	3-7-1	.273	2-4-1	.286	4,070	370.0	576-2,162	196.5	257-145	14	564	1,908	173.5	213-19.4	
1991	11	6-5	.545	3-4	.429	4,228	384.4	614-2,698	245.2	231-114	7	493	1,530	139.1	303-27.5	
1992	12	8-4	.667	4-3	.571	4,346	395.1	563-2,553	232.1	249-118	13	474	1,793	163.0	380-31.7	
1993	12	5-7	.417	3-4	.429	4,276	356.3	581-2,567	213.9	252-137	8	544	1,709	142.4	242-20.2	
1994	11	6-5	.545	3-4	.429	4,268	388.0	558-2,718	247.1	196-114	6	582	1,550	140.9	324-29.5	
1995	12	10-2	.833	5-2	.714	4,325	393.2	493-2,276	206.9	303-182	11	601	2,049	170.8	345-28.8	
1996	11	4-7	.364	2-6	.250	3,850	350.0	514-1,795	163.2	290-155	8	534	2,055	186.8	300-27.3	
1997	11	5-6	.455	3-5	.375	2,656	241.5	411-1,267	115.2	219-98	8	447	1,389	126.3	177-16.1	
1998	11	4-7	.364	1-7	.125	3,517	319.7	429-1,638	148.9	270-133	9	493	1,879	170.8	280-25.5	
1999	12	5-7	.364	3-5	.375	3,992	332.7	512-2,053	171.1	316-164	10	518	1,939	161.6	294-24.5	
2000	12	4-7	.364	2-6	.250	3,755	341.4	471-1,732	157.5	321-145	11	452	2,023	183.9	261-21.8	
2001	11	3-8	.273	1-7	.125	2,968	269.8	438-1,288	117.1	295-132	15	447	1,680	152.7	182-16.5	
2002	12	2-10	.167	0-8	.000	3,801	316.8	472-1,515	126.3	430-200	12	465	2,286	190.5	248-20.7	
2003	13	6-7	.462	3-5	.375	5,479	421.5	492-2,152	165.5	414-255	15	594	3,327	255.9	384-29.5	
2004	11	4-7	.364	2-6	.333	3,459	314.5	378-1,034	94.0	420-234	19	557	2,425	220.5	262-23.8	
2005	12	7-5	.583	3-5	.375	3,956	329.7	425-1,608	134.0	396-211	19	533	2,348	195.7	269-22.4	
2006	12	6-6	.500	3-5	.375	4,491	374.2	438-2,387	176.6	363-203	19	559	2,372	197.7	348-29.0	
2007	13	12-1	.923	7-1	.875	6,237	479.8	512-2,454	188.8	476-302	7	634	3,783	291.0	556-42.7	
2008	13	8-5	.615	4-4	.500	5,621	432.4	445-1,648	126.8	500-333	13	666	3,973	305.6	434-33.4	
2009	12	5-7	.417	1-7	.125	5,069	422.4	379-1,345	112.1	506-320	10	632	3,724	310.3	353-29.4	
2010	12	3-9	.250	1-7	.125	3,557	296.4	470-1,615	134.6	353-203	14	575	1,942	161.8	205-17.1	
2011	12	2-10	.200	0-9	.000	3,922	326.8	543-2,314	159.4	301-191	12	635	2,009	167.4	268-22.3	
2012	12	1-11	.083	0-9	.000	4,324	360.3	558-2,540	211.7	313-148	13	473	1,784	148.7	219-18.2	
2013	12	3-9	.250	1-8	.125	3,534	294.5	496-1,849	154.1	329-154	12	468	1,685	140.4	184-15.3	
2014	12	3-9	.250	1-8	.125	3,889	324.1	466-1,454	121.2	376-204	13	542	2,435	202.9	214-17.8	
2015	12	0-12	.000	0-9	.000	3,978	331.5	444-1,355	112.9	452-243	14	538	2,623	218.6	183-15.2	
2016	12	2-10	.200	1-8	.125	4,134	359.5	405-1,429	119.1	465-278	16	597	2,885	240.4	243-20.2	
2017	12	1-11	.091	0-9	.000	3,948	329.0	391-1,231	102.6	460-249	17	541	2,717	226.4	224-18.7	
2018	12	3-9	.250	1-8	.111	4,210	350.8	423-2,313	158.6	392-229	4	584	2,307	192.25	286-23.8	
2019	12	3-9	.250	1-8	.111	4,527	377.2	383-1,749	145.8	390-235	14	602	2,778	231.5	282-23.5	
2020	9	0-9	.000	0-8	.000	2,333	259.2	354-944	104.9	283-155	10	541	1,389	154.3	142-15.8	
2021	12	2-10	.167	1-8	.111	3,890	324.2	435-1,672	139.3	319-195	10	611	2,218	184.8	249-20.8</	

TOTAL DEFENSE

RUSHING

PASSING

SCORING

YEAR	G	YDS.	AVG.	ATT.-YDS.	AVG.	ATT.-COMP.	INT.	PCT.	YDS.	AVG.	PTS.-AVG.
1946	10	2,980	298.0	— 2,036	203.6	143-60	--	420	944	94.4	175-17.5
1947	10	2,407	240.7	— 1,454	145.4	154-56	12	363	953	95.3	135-13.5
1948	10	1,891	189.1	— 1,092	109.2	106-52	14	490	820	82.0	82-8.2
1949	10	2,404	240.4	— 1,528	152.8	158-74	15	468	876	87.6	137-13.7
1950	10	3,561	356.1	— 2,232	223.2	195-85	21	430	1,329	132.9	183-18.3
1951	10	3,186	318.6	— 2,057	205.7	182-92	14	510	1,129	112.9	188-18.8
1952	10	3,023	302.3	— 1,930	193.0	205-93	15	453	1,098	109.8	208-20.8
1953	10	2,559	255.9	— 1,534	153.4	161-80	12	490	1,025	102.5	110-11.0
1954	10	2,760	276.0	— 2,150	215.0	105-44	9	419	610	61.0	179-17.9
1955	10	4,005	400.5	— 3,228	322.8	81-37	5	456	777	77.7	376-37.6
1956	10	2,868	286.8	— 2,127	212.7	128-51	10	398	741	74.1	222-22.2
1957	10	3,105	310.5	— 2,082	208.2	148-64	11	432	1,023	102.3	215-21.5
1958	10	3,453	345.3	— 2,841	284.1	97-42	14	433	612	61.2	230-23.0
1959	10	3,367	336.7	— 2,384	238.4	161-70	13	435	983	98.3	162-16.2
1960	10	2,744	274.4	— 1,705	170.5	180-82	7	456	1,039	103.9	134-13.4
1961	10	1,872	187.2	— 1,389	138.9	113-43	11	381	483	48.3	78-7.8
1962	10	2,151	215.1	— 1,139	113.9	172-77	7	448	1,012	101.2	81-8.1
1963	10	2,358	235.8	— 1,357	135.7	186-81	8	435	1,001	100.1	116-11.6
1964	10	2,536	253.6	— 1,670	167.0	164-64	14	390	866	86.6	122-12.2
1965	10	2,914	291.4	490-1,853	185.3	148-71	12	480	1,061	106.1	146-14.6
1966	10	2,934	293.4	533-1,955	195.5	151-69	17	457	979	97.9	215-21.5
1967	10	2,789	278.9	486-1,495	149.5	177-103	8	582	1,294	129.4	188-18.8
1968	11	2,948	294.8	503-1,454	145.4	219-113	10	516	1,494	149.4	146-14.6
1969	10	3,210	321.0	482-1,607	160.7	267-128	14	480	1,603	160.3	175-17.5
1970	11	3,657	365.7	562-2,228	228.8	198-102	9	540	1,429	142.9	290-29.0
1971	11	4,551	413.7	661-2,994	272.2	243-124	18	510	1,557	141.5	277-25.2
1972	11	3,856	350.5	581-2,448	222.5	234-96	17	410	1,408	128.0	286-26.0
1973	11	4,201	381.9	597-2,267	206.1	178-128	19	460	1,954	175.8	305-27.7
1974	11	3,104	282.2	587-2,110	175.8	265-73	25	442	994	90.4	189-15.8
1975	11	3,467	315.2	655-2,324	211.3	195-101	9	518	1,143	103.9	247-22.5
1976	11	3,264	272.0	596-2,150	179.2	191-89	18	466	1,114	92.8	147-12.3
1977	11	3,691	335.5	575-2,260	205.5	245-105	19	429	1,431	130.1	251-22.8
1978	11	4,318	392.5	654-3,141	285.5	190-84	12	442	1,177	107.0	269-24.5
1979	11	4,988	453.5	719-3,680	334.5	172-101	6	587	1,309	118.9	345-31.4
1980	11	4,619	419.9	585-2,737	253.5	266-139	14	523	1,882	171.1	346-31.5
1981	11	3,793	344.8	572-2,178	198.0	244-118	12	484	1,615	146.9	208-18.9
1982	11	3,112	282.9	534-1,962	178.4	237-110	15	464	1,150	104.5	185-16.8
1983	11	4,305	391.4	634-2,903	263.9	201-87	7	433	1,402	127.5	276-25.1
1984	11	4,506	409.6	542-3,008	250.5	252-134	13	531	1,750	159.1	320-29.1
1985	12	4,271	388.3	500-2,138	194.4	295-158	11	536	2,133	193.9	298-27.1
1986	11	4,622	383.4	522-2,119	176.6	345-184	19	535	2,482	206.8	280-23.3
1987	11	4,370	397.3	628-2,770	251.8	239-136	11	569	1,600	145.5	326-29.6
1988	11	4,467	406.1	619-3,255	295.9	193-92	6	477	1,212	110.2	395-35.9
1989	11	5,896	536.0	642-3,937	357.9	245-157	11	641	1,959	178.1	502-45.6
1990	11	5,285	480.5	583-2,928	266.2	258-152	7	585	2,357	214.3	383-34.8
1991	11	4,568	415.2	452-2,207	200.6	295-158	8	535	2,361	214.6	365-33.2
1992	12	4,228	384.4	426-1,660	150.9	297-162	10	545	1,879	170.8	244-22.2
1993	12	3,506	318.7	459-1,383	125.7	307-158	16	515	2,141	194.6	242-22.0
1994	11	4,608	384.0	514-2,360	196.7	313-176	8	562	2,248	187.3	256-21.3
1995	12	4,408	400.0	448-1,883	171.2	322-195	8	606	2,525	135.8	242-22.0
1996	11	4,248	386.2	466-2,043	185.7	326-168	15	515	2,205	200.5	231-21.0
1997	11	4,823	438.5	477-2,367	215.2	279-152	12	545	2,456	223.3	358-32.5
1998	11	3,976	361.5	546-2,270	206.4	256-141	8	551	1,706	155.1	279-25.4
1999	12	4,262	387.5	560-2,592	235.6	239-123	12	515	1,670	151.8	341-31.0
2000	12	4,407	400.6	491-2,178	198.0	299-173	11	579	2,229	202.6	359-32.6
2001	11	4,702	427.5	536-2,607	237.0	311-165	12	531	2,095	190.5	398-36.2
2002	12	5,669	472.4	533-3,075	256.3	302-167	12	555	2,594	216.2	507-42.3
2003	13	5,364	412.6	518-2,531	194.7	390-242	12	602	2,833	217.9	396-30.5
2004	11	3,800	345.5	389-1,294	117.6	375-202	16	539	2,506	227.8	235-21.4
2005	12	3,639	303.2	414-999	83.2	420-238	15	567	2,640	220.0	264-22.0
2006	12	4,537	378.1	373-1,308	109.0	470-248	12	528	3,229	269.1	306-25.5
2007	13	4,125	317.3	401-1,232	94.8	528-303	23	574	2,893	222.5	213-16.3
2008	13	5,157	396.7	406-1,600	123.1	521-318	15	610	3,557	273.6	375-28.8
2009	12	4,599	383.3	413-1,659	138.2	423-260	7	615	2,940	245.0	341-28.4
2010	12	5,132	427.7	491-2,462	205.2	341-224	7	657	2,670	222.5	413-34.4
2011	12	6,197	516.4	491-3,052	238.5	375-261	8	696	3,335	277.9	525-43.8
2012	12	5,782	481.8	450-2,311	192.6	403-272	11	675	3,471	289.2	433-36.1
2013	12	5,191	432.6	485-2,287	190.6	407-235	14	577	2,904	242.0	382-31.8
2014	12	5,438	453.2	466-2,516	209.7	399-233	9	583	2,922	243.5	399-33.2
2015	12	6,730	560.8	565-3,206	267.2	402-267	9	664	3,524	293.7	553-46.1
2016	12	5,474	456.2	549-2,837	236.4	357-211	26	591	2,637	219.8	448-37.3
2017	12	5,620	468.3	491-2,059	171.6	382-265	4	694	3,561	296.8	521-43.4
2018	12	5,022	418.5	423-2,313	171.8	392-229	4	584	2,961	246.8	360-30.0
2019	12	5,736	478.0	551-2,742	228.5	376-240	6	638	2,994	249.5	433-36.1
2020	9	4,133	459.2	366-2,281	236.2	257-159	4	619	2,007	223.0	414-46.0
2021	12	5,841	486.8	496-2,999	249.9	314-221	7	703	2,842	236.8	506-42.2
2022	13	6,102	469.4	564-2,720	209.2	428-277	12	630	3,382	260.2	461-35.5



KANSAS FOOTBALL
HISTORY

FIRST TEAM AP ALL-AMERICANS



RAY EVANS - 1947 ALL-AMERICAN

Ray Evans, KU's first All-America selection (along with Otto Schnellbacher), qualifies as one of the greatest athletes in Kansas history.

Evans is the only player in NCAA history to lead the nation in both passing (1,117 yards) and interceptions (10) in the same season (1942). His single-season interception mark, in fact, still remains a KU record. In addition to being an All-American in football, Evans was also a two-time selection as a Helms Foundation basketball All-American for head coach Phog Allen.

He is the only athlete in KU history to have both his football jersey number (42) and basketball jersey (15) retired. Evans was a key performer in helping the Jayhawks to an 8-1-2 record, a first-place tie in the Big Six Conference and a spot in the 1948 Orange Bowl his senior season. Evans once owned the NCAA record of consecutive passing attempts (60) without an interception. He played professionally for one season with Pittsburgh.



OTTO SCHNELLBACHER - 1947 ALL-AMERICAN

Known as the "Double Threat from Sublette," Otto Schnellbacher excelled during his days as an athlete at Kansas in both football and basketball. Schnellbacher served as a co-captain of the 1947 Jayhawk team that won a share of the conference title and earned a spot in the Orange Bowl.

He is one of just three KU athletes to serve as a captain in both football and basketball. A two-time All-Big Six selection, Schnellbacher was credited with 58 career pass receptions for 1,069 yards and both marks stood as school records for 22 years. He averaged 18.4 yards per reception. Schnellbacher was a regular in 1942 and had his career put on hold during World War II. A four-time all-conference selection in basketball, Schnellbacher played both football and basketball professionally. He played football for four seasons with the New York Yankees of the All-America Football Conference and the New York Giants of the NFL. He intercepted 34 passes and was named All-Pro defensive back three times before retiring after the 1951 season.



GEORGE MRKONIC - 1951 ALL-AMERICAN

George Mrkonic teamed with Oliver Spencer to anchor one of the great lines in Kansas football history during the early 1950s.

Mrkonic, a two-time (1950-51) all-conference selection, played left guard on offense and defensive tackle. Mrkonic also handled punting duties during his KU career and led the Jayhawks in punting statistics in 1951.

During his three years in the lineup, Kansas compiled a combined 21-9 record, including an 8-2 mark in 1951 and 7-3 record in 1952. Mrkonic was selected to play in the East-West Shrine Game in 1952 and had a brief stint in professional football as a member of the Philadelphia Eagles. He also played one season in the Canadian Football League.



OLIVER SPENCER - 1952 ALL-AMERICAN

A dominating blocker and outstanding athlete, Spencer and teammate George Mrkonic were recognized as two of college football's premier linemen during the early 1950s. Spencer excelled at right offensive tackle, helping the Jayhawks to a combined 15-5 mark during his two seasons as a regular on the offensive front.

As a sophomore, Spencer was a backup at KU behind future pro football hall of famer Mike McCormack. Following his senior season, Spencer was selected to play in both the East-West Shrine Game and the Senior Bowl.

He played in the National Football League for the Detroit Lions and Green Bay Packers from 1953-61, and served as an offensive line coach for the Oakland Raiders for 19 seasons (1962-79).



GIL REICH - 1952 ALL-AMERICAN

Although he played just one season at Kansas after transferring from the United States Military Academy, Gil Reich quickly established himself as one of the most determined performers in Jayhawk history.

He was a standout as a cornerback, excelling in run support and as a punt returner. Reich earned all-conference and All-America honors for his performance as a defensive back. In addition, Reich split time as the starting quarterback with Jerry Robertson. He accounted for 428 yards in total offense and was credited with five touchdown passes. He averaged 17.2 yards on 19 punt returns and also served as the Jayhawks' punter and kicked extra points.

Reich was also a two-sport standout, playing a significant role on the Jayhawks' 1952-53 basketball team. As a starting guard, Reich helped direct the Jayhawks to the 1953 National Championship game -- a 69-68 loss to Indiana.



JOHN HADL - 1960-61 ALL-AMERICAN

John Hadl easily represents one of the greatest all-around performers in Kansas history. The Jayhawks' first two-time All-America selection, Hadl excelled in the Jayhawk offense as a quarterback and part-time halfback.

He was also a highly effective defensive back, return specialist and one of the nation's top punters during his three-year career. His jersey No. 21 is one of just three retired in Kansas football history. A three-time all-conference selection, Hadl ended his career with 1,281 yards passing and 1,016 yards rushing. He still holds the school record for longest punt (94 yards vs. Oklahoma in 1959, third-longest in NCAA history) and has the third-longest interception return (98 yards vs. TCU in 1959).

Hadl, who led the nation in punting in 1959 with a 45.6 average, was a standout on some of KU's great teams. The Jayhawks were a combined 14-5-2 his junior and senior seasons with Hadl at the controls and ranked nationally in the top 20 each season. He concluded his senior season by leading KU to a 33-7 win over Rice in the Bluebonnet Bowl. Hadl was named Most Valuable Player in the East-West Shrine game and the College All-Star Game.

Hadl enjoyed a 16-year career in the NFL, passing for 33,513 yards. He was recognized as the NFL Man of the Year in 1971 and was inducted into the College Football Hall of Fame in 1994. Following a successful career in coaching, Hadl moved into administration and currently serves as an associate athletics director at his alma mater.

FIRST TEAM AP ALL-AMERICANS



GALE SAYERS - 1963-64 ALL-AMERICAN

Gale Sayers, the "Kansas Comet," established himself in his collegiate and professional career as one of the great running backs in the history of football. A two-time All-America selection for the Jayhawks, Sayers concluded his KU career with 2,675 yards rushing and 3,917 all-purpose yards. Sayers led KU in rushing, touchdowns and kickoff returns all three years he was in the lineup. He also led the team in receiving and punt returns as a junior and senior. Sayers became the first player in NCAA Division IA history to record a 99-yard run when he broke loose against Nebraska in Lincoln during the 1963 season. He also had a 96-yard kickoff return in a 15-14 upset of Oklahoma his senior season.

Sayers was a first-round draft pick of the Chicago Bears (and Kansas City Chiefs) and had an abbreviated seven-year NFL career that was cut short by a knee injury. He led the league in rushing in 1966 and 1969. He retired in 1972 with a career total of 4,956 rushing yards. He was inducted into the Pro Football Hall of Fame in 1977 at age 34, the youngest person



BOBBY DOUGLASS - 1968 ALL-AMERICAN

Twice selected All-Big Eight Conference (1967-68), Douglass was named to both the United Press International (UPI) and Kodak All-America teams in 1968. In his senior season, Douglass directed the Pepper Rodgers-coached Jayhawks to a 9-2 record, a share of the Big Eight Conference title and a spot in the 1969 Orange Bowl. He passed for 1,316 yards and 12 touchdowns his final year as a Jayhawk. He threw for touchdowns in six-consecutive games in 1968 which represented a school record. He ranks eighth all-time in career passing yardage with 2,817 yards.

His 3,832 yards in total offense qualifies as the 10th-best mark in KU history and he was responsible for 39 touchdowns during his career, a mark that ranks sixth on KU's all-time listing. Douglass was selected to play in the Senior Bowl, American Bowl and the College All-Star game in Chicago following his senior season. He earned Most Valuable Player honors in the American Bowl. Douglass played professionally in the NFL for 13 years with Chicago, San Diego, New Orleans and Green Bay.



JOHN ZOOK - 1968 ALL-AMERICAN

A three-year letterman and two-time All-Big Eight Conference selection, John Zook anchored one of the top defensive units in Kansas football history.

Zook earned All-America honors in 1968 as the defensive standout on a Kansas team that finished with a 9-2 record, shared the conference championship and faced Penn State in the Orange Bowl. The Jayhawks were ranked sixth nationally in the final Associated Press poll -- Zook's senior season.

He finished his career with 202 total tackles, which ranks as the fourth-best mark among defensive linemen in school history.

"He never played but full speed from snap one to snap 100. He was the most full-speed player on every snap that you could imagine," said Pepper Rodgers.



DAVID JAYNES - 1973 ALL-AMERICAN

David Jaynes brought a lethal arm to the Kansas offense in the early 1970s and broke virtually every season and career passing mark in the Jayhawk record book. A highly recruited high school quarterback at nearby Bonner Springs, Jaynes concluded his career ranked No. 1 all-time in passing yardage (a mark later broken by Frank Seurer) with 5,132 yards. His 35-career passing touchdowns stood as a school record for 34 years.

Jaynes, who earned All-America honors in 1973, had his greatest game as a senior in 1973 with a school-record performance against Tennessee in Knoxville. Jaynes connected on 35-of-58 attempts for 394 yards. "I've never seen him have a better day in his life," said then-head coach Don Fambrough. Jaynes directed the Jayhawks to a 7-4-1 record his senior year, including a trip to the Liberty Bowl. Jaynes, who led KU in passing for three-consecutive seasons, finished fourth in the voting for the Heisman Trophy in 1973.



BRUCE KALLMEYER - 1993 ALL-AMERICAN

Bruce Kallmeyer is regarded as one of the most potent offensive weapons in Kansas history thanks to his talents as a placekicker. Kallmeyer concluded his four-year Jayhawk career with single-season marks of field goals made (24), attempted (29) and ranks first all-time in career field goal percentage (77.9). Kallmeyer also established new standards in the Kansas record book for most field goals in a game (five) which he recorded twice in his career, against Nebraska in 1981 and Wichita State in 1983. Kallmeyer also had four field goals in the Jayhawks' upset win over Southern California in 1983.

Kallmeyer, who had a career-long 57-yard field goal against Iowa State as a senior, ranks fourth all-time in scoring with 233 points. His 98 points in 1983 qualifies as the third-best single-season mark in KU history and his 21 points against Wichita State in the same season represents the most single-game points by a KU kicker in history.



ANTHONY COLLINS - 2007 ALL-AMERICAN

Big, strong, and fast, Anthony Collins became one of the nation's premier offensive linemen in his junior season, his final year at Kansas before declaring early for the NFL Draft. The 6-6, 310-pounder was named All-America First Team by the Associated Press, Walter Camp Foundation and Football Writer's Association of America, among others, in 2007.

The Beaumont, Texas native was also one of three finalists for the Outland Trophy given to the nation's top interior linemen. Collins helped pave the way for consecutive 1,000-yard rushers in Jon Cornish and Brandon McAnderson during his last two years, while anchoring an offensive unit that was among the nation's most productive his junior year. Collins played both right and left tackle during his career. He earned All-Big 12 Honorable Mention honors as a sophomore at right tackle and then was named an All-Big 12 First Team pick as a junior after switching to the left side. He was drafted in the fourth round by the Cincinnati Bengals in 2008.



AQIB TALIB - 2007 ALL-AMERICAN

A versatile performer, Aqib Talib capped off his Kansas career by being named a consensus All-America selection after his junior season. In that junior campaign he helped lead the Jayhawks to a 12-1 record, a regular season national ranking of second and a FedEx Orange Bowl victory. A tremendous cornerback, Talib led the country in passes defended as a sophomore with 28 and then recorded 18 more the following season.

He finished his career with 13 interceptions, second all-time at KU, and added 45 passes broken up despite leaving for the NFL after his junior season. He also recorded 66 tackles as a junior as he was the Jack Tatum Award winner, a Bronko Nagurski finalist, a Jim Thorpe semifinalist and a Walter Camp watch list selection in addition to his All-America honors in 2007. Not only did Talib excel on the defensive side of the football, he saw action as a wide receiver as well. In 2007 he caught eight passes for 182 yards and four touchdowns, giving him five touchdowns on nine career receptions. In his final game at KU he was named the MVP of the FedEx Orange Bowl. He was drafted 20th overall by Tampa Bay in the 2008 NFL Draft after his junior campaign.

NATIONAL HONORS

ALL-AMERICA

1935	Rutherford Hayes	2nd	NEA
		HM	AP
1947	Ray Evans	1st	AP
		3rd	FWAA
1947	Otto Schnellbacher	1st	AP
1951	George Mrkonic	1st	AP
1952	Gil Reich	1st	AP
		1st	FWAA
1952	Oliver Spencer	1st	AP
1960	John Hadl	1st	AP
		1st	FWAA
1961	John Hadl	1st	AP
		1st	FWAA
1961	Curtis McClinton	1st	TSN
1963	Gale Sayers	1st	AP
		1st	AFCA
		1st	WC
1964	Gale Sayers	1st	AP
		1st	AFCA
		1st	FWAA
		1st	WC
1968	Bobby Douglass	1st	AP
		1st	AFCA
1968	John Zook	1st	AP
		1st	AFCA
		1st	FWAA
1973	David Jaynes	1st	AP
		1st	AFCA
		1st	WC
1975	Nolan Cromwell	HM	AP
1983	Bruce Kallmeyer	1st	AP
		1st	AFCA
1984	Willie Pless	2nd	AP
1991	Tony Sands	3rd	AP
1992	Dana Stubblefield	2nd	AP
2004	Charles Gordon	3rd	AP
2005	Nick Reid	3rd	AP
2007	Aqib Talib	1st	AP
		1st	FWAA
		1st	WC
2007	Anthony Collins	1st	AP
		1st	FWAA
		1st	WC
2007	James McClinton	2nd	AP
2018	Joe Dineen Jr.	2nd	AP
		2nd	TSN
2018	Pooka Williams Jr.	2nd	FWAA

AP - Associated Press; FWAA - Football Writer's Association of America; TSN - The Sporting News; WC - Walter Camp; AFCA - American Football Coaches Association; NEA - Newspaper Enterprise Association

FWAA FRESHMAN ALL-AMERICA

2018	Pooka Williams Jr.
------	--------------------

247 SPORTS FRESHMAN ALL-AMERICA

2020	Karon Prunty
------	--------------

THE SPORTING NEWS FRESHMAN ALL-AMERICA

2003	Charles Gordon
2003	Jonathan Lamb
2003	Bob Whitaker

COLLEGE FOOTBALL HALL OF FAME

1951	Fielding H. Yost, coach (1899)
1954	Jim Bausch, HB (1929-30)
1964	Ray Evans, HB (1941-42, 46-47)
1964	Gale Sayers, HB (1962-64)
1994	John Hadl, QB (1959-61)
2001	John Outland, OT (1895)



ACADEMIC ALL-AMERICA - COSIDA

1964	Fred Elder
1967	Mike Sweatman
1968	Dave Morgan
1970	Mike McCoy (2nd Team)
1971	Mike McCoy
1976	Tom Fitch
1982	Bruce Kallmeyer (2nd Team)
1995	Darrin Simmons
2007	Russell Brorsen
2007	John Larson (2nd Team)
2022	Earl Bostick Jr. (2nd Team)
2022	Sam Burt (2nd Team)
2022	Jalon Daniels (2nd Team)

NATIONAL FOOTBALL FOUNDATION AND HALL OF FAME GRADUATE FELLOWSHIPS

1964	Ron Oelschlager
------	-----------------

NCAA POSTGRADUATE SCHOLARSHIP

1964	Ron Oelschlager
1968	David Morgan
1971	Mike McCoy
1972	John Schroll
1978	Tom Fitch
1986	Mark Henderson

NATIONAL FOOTBALL FOUNDATION SCHOLAR-ATHLETES

1964	Ron Oelschlager
1971	Mike McCoy
1977	Tom Fitch

NATIONAL ASSOCIATION OF COLLEGE DIRECTORS OF ATHLETICS

1993	Greg Ballard
------	--------------

NFL HALL OF FAME

1977	Gale Sayers, Chicago
1985	Mike McCormack, Cleveland
1992	John Riggins, Washington

CANADIAN FOOTBALL HALL OF FAME

2005	Willie Pless, LB
------	------------------

NATIONAL COACH OF THE YEAR

2007	Mark Mangino
------	--------------

HEISMAN VOTING

1961	John Hadl (7th)
1968	Bobby Douglass (7th)
1973	David Jaynes (4th)

BOWL GAME MVPs

1961 BLUEBONNET BOWL

Ken Coleman, FB (Offensive MVP)

1969 ORANGE BOWL

Donnie Shanklin, RB (Offensive MVP)

1973 LIBERTY BOWL

David Jaynes, QB (Offensive MVP)

1992 ALOHA BOWL

Dana Stubblefield, DT (MVP)

1995 ALOHA BOWL

Mark Williams, QB (MVP)

2005 FORT WORTH BOWL

Jason Swanson, QB (MVP)

2008 FEDEX ORANGE BOWL

Aqib Talib, CB (MVP)

2008 INSIGHT BOWL

Dezmon Briscoe, WR (Offensive MVP)
James Holt, LB (Defensive MVP)

ALL-STAR GAME SELECTIONS

ALL-AMERICAN - (TUCSON, ARIZ.)

1961 Elvin Basham, guard

AMERICAN BOWL - (TAMPA, FLA.)

1968 Bobby Douglass, quarterback
1968 John Zook, end
1968 Dave Morgan, defensive back
1970 Steve Lawson, tackle
1971 Kenny Page, linebacker
1973 Don Goode, defensive end
1975 Steve Taylor, cornerback
1976 Chris Golub, free safety

BLUE-GRAY - (MONTGOMERY, ALA.)

1953 Joe Lundy, tackle
1960 Roger Hill, halfback
1960 Doyle Schick, fullback
1962 Marvin Clothier, tackle
1963 Ken Coleman, fullback
1964 Brian Schweda, tackle
1971 Kenny Page, linebacker
1972 Eddie Sheats, linebacker
1972 Roger Bernhardt, guard
1972 Gery Palmer, tackle
1974 Steve Towle, linebacker
1976 Terry Beeson, linebacker
1983 Paul Fairchild, guard
1983 Reggie Smith, tackle
1984 Bennie Simecka, center
1985 Mike Norseth, quarterback (MVP)
1985 Willie Pless, linebacker
1985 Sylvester Byrd, tight end
1986 Paul Oswald, center
1988 Willie Vaughn, wide receiver
1990 Chip Budde, center
1994 Kwamie Lassiter, defensive back
1994 Gerald McBurrows, defensive back
1996 Scott Whittaker, offensive tackle
1998 Justin Glasgow, offensive guard
2000 Carl Nesmith, defensive back
2001 Algie Atkinson, linebacker
2001 Justin Hartwig, offensive line

CASINO DEL SOL BOWL - (TUCSON, ARIZ.)

2013 Dayne Crist, quarterback

CHALLENGE BOWL - (SEATTLE, WASH.)

1978 Franklin King, defensive tackle
(Corpus Christi, Texas)
1962 Rodger McFarland, quarterback
1963 Armand Baughman, fullback

COACHES ALL-AMERICA GAME

1961 Fred Hageman, center
1965 Gale Sayers, halfback
1965 Brian Schweda, tackle
1969 John Zook, end
1969 Bobby Douglass, quarterback
1969 Keith Christensen, tackle
1975 Emmett Edwards, receiver
1976 Dave Scott, offensive tackle
1976 Steve Taylor, cornerback

COLLEGE ALL-STAR - (CHICAGO, ILL.)

1934 Pete Mehringer, tackle
1944 George Dick, end
1951 Mike McCormack, tackle
1954 Bob Hantla, guard
1961 Fred Hageman, center
1962 John Hadl, quarterback
1962 Curtis McClinton, halfback
1965 Gale Sayers, halfback
1969 Bobby Douglass, quarterback
1971 Steve Lawson, tackle
1971 John Riggins, fullback
1971 Larry Brown, end
1974 David Jaynes, quarterback
1975 Emmett Edwards, receiver

COLLEGE GRIDIRON SHOWCASE (ARLINGTON, TEXAS)

2015 Nigel King, wide receiver
2015 Jimmay Mundine, tight end/fullback
2015 Dexter McDonald, cornerback

DIXIE GRIDIRON CLASSIC (ST. GEORGE, UTAH)

2010 Chris Harris, defensive back

EAST-WEST SHRINE - (TAMPA, FLA.)

1930 Jim Bausch, fullback
1932 George Atkeson, guard
1935 Dick Sklar, guard
1937 Clarence Douglass, fullback
1946 Don Fambrough, guard
1950 Mike McCormack, tackle
1951 Oliver Spencer, tackle
1951 George Mrkonjic, guard
1953 Bob Hantla, guard
1953 Morris Kay, end
1956 Galen Wahlmeier, center
1959 John Peppercorn, end
1960 Fred Hageman, center
1961 John Hadl, quarterback
1961 Curtis McClinton, halfback
1964 Gale Sayers, halfback
1966 George Harvey, linebacker
1967 Mike Sweatman, linebacker
1973 David Jaynes, quarterback
1973 Don Goode, defensive end
1976 Terry Beeson, linebacker
1977 Tom Dinkel, defensive end
1978 Mike Wellman, center
1979 Mike Hubach, kicker
1979 Jim Zidd, defensive end
1980 David Verser, wide receiver
1981 Kyle McNorton, linebacker
1985 Willie Pless, linebacker
1985 Sylvester Byrd, tight end
1988 Willie Vaughn, wide receiver
1991 Tony Sands, running back*
1992 Matt Gay, wide receiver
1993 Dan Eichloff, kicker*
1994 John Jones, offensive guard*
1995 Rod Jones, tackle
1995 L.T. Levine, running back
1996 Ronnie Ward, linebacker*
1997 Ron Warner, linebacker*
1998 Dan Dercher, offensive tackle*
2000 Carl Nesmith, defensive back (Houston)
2006 Jon Cornish, running back
2008 Marcus Henry, wide receiver
2008 Brandon McAnderson, run. back
2008 James McClinton, defensive tackle (Orlando, Fla.)
2010 Todd Reesing, quarterback
2010 Kerry Meier, wide receiver
2010 Darrell Stuckey, safety
2012 Steven Johnson, linebacker
2013 Tanner Hawkinson, offensive line
2013 Bradley McDougald, safety
2015 Ben Heeny, linebacker
2017 Fish Smithson, safety
2019 Joe Dineen Jr., linebacker
2019 Daniel Wise, defensive line
2022 Earl Bostick Jr., tackle (* - Games played in Palo Alto, Calif.)

HULA BOWL - (HONOLULU, HAWAII)

1959 John Peppercorn, end
1961 John Hadl, quarterback
1961 Curtis McClinton, halfback
1964 Gale Sayers, halfback
1966 George Harvey, linebacker
1967 Mike Sweatman, linebacker
1971 Mike McCoy, center
1973 David Jaynes, quarterback
1979 Mike Hubach, kicker
1980 Joe Tumpich, safety
1981 Bryan Horn, defensive end

1982 Wayne Capers, receiver
1982 Don Fambrough, coach
1983 Bruce Kallmeyer, kicker
1985 Mike Norseth, quarterback
1985 Richard Estell, wide receiver
1991 Tony Sands, tailback
1991 Christopher Perez, off. tackle
1992 Dana Stubblefield, def. tackle
1993 Chris Maumalanga, def. tackle
1994 John Jones, offensive guard
1995 Mark Williams, quarterback
1996 Isaac Byrd, wide receiver
2004 David McMillan, defensive end
2004 Brandon Rideau, wide receiver
2004 Joe Vaughn, offensive line

JAPAN BOWL - (TOKYO, JAPAN)

1979 Mike Hubach, kicker
1981 Kyle McNorton, linebacker
1983 Paul Fairchild, guard

LAS VEGAS BOWL - (LAS VEGAS, NEV.)

2005 Nick Reid, linebacker

MEDAL OF HONOR BOWL (CHARLESTON, S.C.)

2015 Cassius Sendish, safety

NFLPA - (CARSON, CALIF.)

2011 Brad Thorson, tackle
2013 Dayne Crist, quarterback
2013 Trevor Marrongelli, offensive line
2013 Toben Oporum, defensive line
2013 Josh Williams, defensive line
2013 Duane Zlatnik, offensive line
2014 James Sims, running back
2015 Nick Harwell, wide receiver
2019 Steven Sims Jr., wide receiver
2019 Dwayne Wallace, offensive line
2022 Earl Bostick Jr., offensive line

NORTH-SOUTH - (MIAMI, FLA.)

1948 Hugh Johnson, tackle
1949 Forrest Griffith, halfback
1950 Wade Stinson, halfback
1952 Bob Brandeberry, halfback
1970 Larry Brown, end
1970 John Riggins, fullback

PARADISE BOWL - (ST. GEORGE, UTAH)

2002 Leo Etienne, linebacker
2002 Greg Cole, linebacker

PRO BOUND SPORTS BOWL (LITTLE ROCK, ARK.)

2010 Angus Quigley, running back
2010 Johnathan Wilson, wide receiver

ROTARY GRIDIRON CLASSIC (ORLANDO, FLA.)

2002 Justin Sands, offensive tackle

REESE'S SENIOR BOWL - (MOBILE, ALA.)

1953 Oliver Spencer, tackle
1954 Bob Hantla, guard
1961 Fred Hageman, center
1963 Marvin Clothier, tackle
1964 Ken Coleman, fullback
1969 John Zook, end
1969 Bobby Douglass, quarterback
1968 Keith Christensen, tackle
1971 John Riggins, fullback
1973 Eddie Sheats, linebacker
1973 Roger Bernhardt, guard
1973 Gery Palmer, tackle
1973 Don Goode, defensive end
1973 Mitch Sutton, defensive tackle
1974 David Jaynes, quarterback
1974 Emmett Edwards, receiver
1976 Eddie Lewis, cornerback
1977 Terry Beeson, linebacker
1977 Mike Butler, defensive tackle

1977 Laverne Smith, halfback
1979 Mike Wellman, offensive line
1980 LeRoy Irvin, safety
1980 David Verser, wide receiver
1983 Wayne Capers, wide receiver
1984 Bruce Kallmeyer, kicker
1984 Frank Seurer, quarterback
1986 Mike Norseth, quarterback
1986 Willie Pless, linebacker
1989 Willie Vaughn, wide receiver
1993 Gilbert Brown, defensive tackle
1993 Keith Loneker, offensive tackle
1994 Dan Eichloff, kicker
1996 Dorian Brew, defensive back
1996 June Henley, running back
2001 Moran Norris, fullback
2002 Nate Dwyer, defensive tackle
2015 JaCorey Shepherd, cornerback
2020 Hakeem Adeniji, offensive line
2020 Azur Kamara, outside linebacker
2022 Lonnie Phelps Jr., defensive line

SPIRAL TROPICAL BOWL - (DAYTONA BEACH, FLA.)

2016 Damani Mosby, defensive end
2016 Marnez Ogletree, cornerback
2016 Tevin Shaw, safety
2018 Jayson Rhodes, offensive line
2019 Brian Lipscomb, linebacker
2019 Mavin Saunders, tight end
2019 Ryan Schadler, wide receiver-kick returner
2019 Dwayne Wallace, offensive line
2020 Codey Cole III, defensive lineman*
2020 Darrius Moragne, defensive lineman*
2020 Carter Stanley, quarterback*
2020 Bryce Torneden, safety* (* - Game played in DeLand, Fla.)

STATE FARM ALL-STAR FOOTBALL CHALLENGE - (ARLINGTON, TEXAS)

2020 Carter Stanley, quarterback

TEXAS CENTENNIAL ALL-STAR (DALLAS, TEXAS)

1936 Dick Sklar, guard
1936 John Peterson, back

TEXAS VS. THE NATION - (EL PASO, TEXAS)

2008 James Holt, linebacker
2013 Greg Brown, cornerback

U.S. BOWL - (WASHINGTON, D.C.)

1961 Elvin Basham, guard

ALL-CONFERENCE HONORS

MISSOURI VALLEY - 1907-28

(first-team honorees listed)

1907	Howard "Tub" Reed	G
1908	Swede Carlson	C
	Carl Pleasant	E
	Howard "Tub" Reed	G
1909	Ellis Davidson	G
	Swede Carlson	C
	Carl Pleasant	C
1910	Earl Ammons	E
	Ellis Davidson	G
1911	Earl Ammons	FB
1912	Harold Brownlee	E
	H. E. Burnham	G
	Bill Weidlein	T
1913	Will Burton	T
	Butch Stuewe	FB
	Bill Weidlein	G
1914	Andy Groft	G
	Tony James	G/T
	Ad Lindsey	HB
1916	Will Burton	G
	Ad Lindsey	HB
1917	Stem Foster	QB
	Dutch Lonborg	E
	George Nettels	T
1919	Scrubby Laslett	E
	Dutch Lonborg	E
	Frank Mandeville	FB
1920	Dutch Lonborg	QB
1921	Pete Jones	G
1923	Charles Black	E
	Bob Mosby	T
1924	Babe Smith	T

BIG SIX - 1929-47

(first-team honorees listed)

1929	Jim Bausch	FB
	John Schopflin	T
1930	Jim Bausch	HB
	Ormand Beach	FB
	Forrest Cox	HB
	Earl Foy	T
	Charles Smoot	C
1931	Otto Rost	T
1932	George Atkeson	G
	Pete Mehringer	T
	Elmer Schaaake	HB
1933	Ernest Casini	E
	Pete Mehringer	T
1934	Milo Clawson	T
	George Hapgood	HB
	Dick Sklar	G
1935	Rutherford Hayes	E
	John Peterson	FB
	Ed Phelps	C
	Dick Sklar	G
1937	Clarence Douglass	FB
	Lewis Ward	T
1938	Ferrell Anderson	G
1940	Don Pierce	C
1941	Hub Ulrich	E
1942	Ray Evans	HB
1943	Frank Gruden	G
1944	Charlie Moffatt	HB
1945	Dave Schmidt	E
1946	Ray Evans	HB
	Don Fambrough	G
	Lynne McNutt	QB
	Dave Schmidt	E
	Otto Schnellbacher	E
1947	Ray Evans	HB
	Don Ettinger	T
	Don Fambrough	G
	Forrest Griffith	FB
	Otto Schnellbacher	E

BIG SEVEN - 1948 - 57

(first-team honorees listed)

1948	Dick Gilman	QB
	Forrest Griffith	FB
	Bryan Sperry	E
	Dick Tomlinson	G
1949	Bill Schaaake	E
	Dick Tomlinson	G
1950	Mike McCormack	T
	George Mrkonic	G
	Wade Stinson	HB
1951	Bob Brandeberry	HB
	Bob Hantla	G
	Charlie Hoag	HB
	George Kennard	G
	John Konek	HB
	George Mrkonic	T
	Bill Schaaake	E
	Oliver Spencer	T
	Orban Tice	E
1952	Galen Fiss	FB
	Bob Hantla	G
	Charlie Hoag	HB
	Paul Leoni	E
	Gil Reich	DB
	Oliver Spencer	T
1956	Frank Gibson	T
	Jim Letcavits	E
1957	Jim Letcavits	E

BIG EIGHT - 1958-95

(first-team honorees listed)

1958	Homer Floyd	HB
	John Peppercorn	T
1959	John Hadl	HB
	Fred Hageman	C
	Curtis McClinton	HB
	John Peppercorn	E
1960	Elvin Basham	G
	John Hadl	QB
	Fred Hageman	C
	Curtis McClinton	HB
1961	Elvin Basham	G
	John Hadl	QB
	Curtis McClinton	HB
1962	Gale Sayers	HB
1963	Pete Quatrochi	C
	Gale Sayers	HB
	Mike Shinn	E
1964	Gary Duff	HB
	Gale Sayers	HB
	Brian Schweda	T
1965	Dick Pratt	G
1966	Mike Sweatman	LB
1967	Bobby Douglass	QB
	John Greene	G
	Mike Sweatman	LB
	John Zook	DE
1968	Keith Christensen	T
	Bobby Douglass	QB
	Emery Hicks	LB
	John Mosier	TE
	John Riggins	FB
	John Zook	DE
1969	Dale Evans	C
	Emery Hicks	LB
1970	Steve Lawson	G
	John Riggins	FB
1971	Kenny Page	LB
	John Schroll	TE
1972	Eddie Sheats	LB
1973	Emmett Edwards	WR
	David Jaynes	QB
	Kurt Knoff	CB
	Dean Zook	DE
1974	Emmett Edwards	WR
	Kurt Knoff	SS
	Mike Lemon	NG
	Laverne Smith	HB
	Steve Towle	LB
1975	Mike Butler	DT

	Nolan Cromwell	QB
	Kurt Knoff	SS
1976	Terry Beeson	LB
	Chris Golub	FS
1977	Tom Fitch	SS
1978	Mike Hubach	K
1979	Mike Hubach	K
	David Verser	WR
1980	Kerwin Bell	TB
	Stan Gardner	NG
	Bucky Scribner	P
	Joe Tumpich	S
	David Verser	WR
1981	Wayne Capers	WR
	David Lawrence	OG
	Kyle McNorton	LB
	Bucky Scribner	P
1982	Bucky Scribner	P
1983	Bruce Kallmeyer	K
	Willie Pless	LB
1984	Willie Pless	LB
1985	Richard Estell	WR
	Willie Pless	LB
1986	Willie Vaughn	WR
1988	Willie Vaughn	WR
1989	Quintin Smith	WR
1990	Dan Eichloff	P
1991	Dan Eichloff	P/K
	Christopher Perez	OT
	Tony Sands	TB
	Dana Stubblefield	DT
	Doug Terry	S
1992	Dwayne Chandler	TE
	Dan Eichloff	K
	Chip Hilleary	QB
	John Jones	OG
	Kwamie Lassiter	S
	Keith Loneker	OT
	Dana Stubblefield	DT
1993	Hessley Hempstead	OG
	June Henley	RB
	John Jones	OG
	Chris Maumalanga	DT
1994	Hessley Hempstead	OG
1995	Chris Banks	OG
	Dorian Brew	DB

BIG 12 - 1996-PRESENT

1996	Isaac Byrd	WR (2nd)
	June Henley	RB (2nd)
	Ronnie Ward	LB (2nd)
	Tony Blevins	DB (3rd)
	Ron Warner	DL (3rd)
	Jason Harris	DB (HM)
	Scott Whittaker	OL (HM)
1997	Ron Warner	LB (1st)
	Tony Blevins	DB (2nd)
	Dean Royal	P (2nd)
	Brett McGraw	DL (3rd)
	Patrick Brown	LB (HM)
	Maurice Gaddie	DB (HM)
	Joe Garcia	PK (HM)
	Justin Glasgow	OL (HM)
	Jason Harris	DB (HM)
	Mike Lies	OL (HM)
	Eric Vann	RB (HM)
1998	Michael Allen	DB (3rd)
	Dan Dercher	OL (3rd)
	Steve Bratten	LB (HM)
	Pat Brown	DE/OLB (HM)
	Termaine Fulton	WR (HM)
	Justin Glasgow	OL (HM)
	Mike Lies	OL (HM)
	David Winbush	RB (HM)
1999	Carl Nesmith	DB (1st)
	Dameon Hunt	OL (3rd)
	Moran Norris	RB (3rd)
	Joey Pelfanio	P (3rd)
	Tim Bowers	LB (HM)
	Mike Chandler	WR (HM)
	Andrew Davison	DB (HM)

	Chris Enneking	OL (HM)
	Harrison Hill	WR (HM)
	Dion Johnson	DL (HM)
	Andrew LeClair	LB (HM)
	Dion Rayford	DL (HM)
	Dylen Smith	QB (HM)
2000	Nate Dwyer	DL (2nd)
	Carl Nesmith	DB (2nd)
	David Winbush	RB (2nd)
	Moran Norris	RB (3rd)
	Marc Owen	OL (3rd)
	Andrew Davison	DB (HM)
	Harrison Hill	WR (HM)
	Chaz Murphy	DL (HM)
	Marcus Rogers	LB (HM)
	Dylen Smith	WB (HM)
2001	Nate Dwyer	DT (1st)
	Justin Hartwig	OL (2nd)
	Marcus Rogers	LB (3rd)
	Algje Atkinson	LB (HM)
	Andrew Davison	DB (HM)
	Roger Ross	WR (HM)
2002	Byron Gasaway	WR (HM)
	Justin Sands	OL (HM)
2003	Curtis Ansel	P (3rd)
	Charles Gordon	KR (3rd)
	Adrian Jones	OL (3rd)
	Gabriel Toomey	LB (3rd)
	Joe Vaughn	OL (3rd)
	Bill Whittemore	QB (3rd)
	Clark Green	RB (HM)
	John Randle	DB (HM)
	Nick Reid	LB (HM)
	Mark Simmons	WR (HM)
	Tony Stubbs	DB (HM)
2004	Charles Gordon	CB (1st)
	David McMillan	DE (1st)
	Nick Reid	LB (2nd)
	Joe Vaughn	OL (2nd)
	Jermial Ashley	DL (HM)
	Charles Gordon	WR (HM)
	Rodney Harris	DB (HM)
	Brandon Rideau	WR (HM)
	Tony Stubbs	DB (HM)
	Gabriel Toomey	LB (HM)
2005	Charles Gordon	KR/PR (1st)
	Charlton Keith	DL (1st)
	Nick Reid	LB (1st)
	Jermial Ashley	DL (2nd)
	Charles Gordon	DB (2nd)
	Rodney Allen	DL (HM)
	Banks Floodman	LB (HM)
	Rodney Fowler	DB (HM)
	Charles Gordon	WR (HM)
	Clark Green	RB (HM)
	Kevin Kane	LB (HM)
	David Ochoa	OL (HM)
	Brandon Perkins	LB (HM)
	Mark Simmons	WR (HM)
	Aqib Talib	DB (HM)
	Kyle Tucker	P (HM)
	Bob Whitaker	OL (HM)
2006	Jon Cornish	RB (1st)
	Aqib Talib	DB (1st)
	Brandon McAnderson	FB (2nd)
	David Ochoa	OL (2nd)
	Jerome Kemp	DB (HM)
	James McClinton	DL (HM)
	Mike Rivera	LB (HM)
	Bob Whitaker	OL (HM)
2007	Anthony Collins	OL (1st)
	James McClinton	DL (1st)
	Joe Mortensen	LB (1st)
	Aqib Talib	DB (1st)
	Marcus Henry	WR (2nd)
	Marcus Herford	KR/PR (2nd)
	Brandon McAnderson	RB (2nd)
	Todd Reesing	QB (2nd)
	Ryan Cantrell	OL (HM)
	James Holt	LB (HM)
	Mike Rivera	LB (HM)

2008	Cesar Rodriguez	OL (HM)
	Darrell Stuckey	DB (HM)
	Scott Webb	PK (HM)
	Darrell Stuckey	S (1st)
	Dezmon Briscoe	WR (2nd)
	James Holt	LB (2nd)
	Caleb Blakesley	DT (HM)
	Ryan Cantrell	OL (HM)
	Jake Laptad	DE (HM)
	Adrian Mayes	OL (HM)
	Kerry Meier	WR (HM)
	Mike Rivera	LB (HM)
	Jake Sharp	RB (HM)
2009	Dezmon Briscoe	WR (1st)
	Kerry Meier	WR (2nd)
	Tanner Hawkinson	OT (HM)
	Jake Laptad	DE (HM)
	Todd Reesing	QB (HM)
	Alonso Rojas	P (HM)
	Darrell Stuckey	S (HM)
2010	D.J. Beshears	KR (HM)
	Jake Laptad	DE (HM)
	Alonso Rojas	P (HM)
2011	Jeremiah Hatch	OL (2nd)
	Tim Biere	TE (HM)
	Ron Doherty	P (HM)
	Steven Johnson	LB (HM)
	Bradley McDougald	DB (HM)
	Toben Oporum	DE (HM)
	Duane Zlatnik	OL (HM)
2012	Tanner Hawkinson	OL (2nd)
	Ben Heeney	LB (2nd)
	Bradley McDougald	S (2nd)
	James Sims	HB (2nd)
	Jimmay Mundine	TE (HM)
	Tony Pierson	HB (HM)
	Duane Zlatnik	OL (HM)
2013	Ben Heeney	LB (2nd)
	James Sims	RB (2nd)
	Ngalu Fusimalohi	OL (HM)
	Isaiah Johnson	S (HM)
	Dexter McDonald	CB (HM)
	Jimmay Mundine	TE (HM)
	Trevor Pardula	P (HM)
	JaCorey Shepherd	CB/KR (HM)
2014	Ben Heeney	LB (1st)
	Trevor Pardula	P/K (1st)
	JaCorey Shepherd	CB (1st)
	Jimmay Mundine	TE (2nd)
	Michael Reynolds	DE (HM)
	Cassius Sendish	S (HM)
2015	Fish Smithson	S (2nd)
	Ben Goodman Jr.	DE (HM)
	Ben Johnson	TE (HM)
	Michael Zunica	FB (HM)
2016	Dorance Armstrong Jr.	DE (1st)*
	Fish Smithson	S (1st)
	Hakeem Adeniji	OL (HM)
	D'Andre Banks	OL (HM)
	LaQuovante Gonzalez	WR (HM)
	Mike Lee	S (HM)
	Cole Moos	P (HM)
	Steven Sims Jr.	WR (HM)
	Daniel Wise	DT (HM)
	Matthew Wyman	K (HM)
	Michael Zunica	FB (HM)
2017	Daniel Wise	DT (1st)
	Dorance Armstrong Jr.	DE (2nd)
	Joe Dineen Jr.	LB (2nd)
	Ben Johnson	TE (2nd)
	Hakeem Adeniji	OL (HM)
	Gabriel Rui	K (HM)
	Steven Sims Jr.	WR (HM)
	Bryce Torneden	S (HM)
2018	Joe Dineen Jr.	LB (1st)
	Daniel Wise	DT (1st)
	Pooka Williams Jr.	RB/AP (1st)
	Hakeem Adeniji	OL (2nd)
	Kyle Thompson	P (2nd)
	Hasan Defense	DB (HM)
	Corione Harris	CB (HM)
	Mike Lee	DB (HM)
	Stephon Robinson Jr.	WR (HM)
	Gabriel Rui	PK (HM)
	Bryce Torneden	S (HM)

2019	Pooka Williams Jr.	RB (1st)
	Hakeem Adeniji	OL (1st)
	Jelani Brown	DL (HM)
	Hasan Defense	DB (HM)
	Azur Kamara	DL (HM)
	Mike Lee	DB (HM)
	Ben Miles	FB (HM)
	Andrew Parchment	WR (HM & Offensive Newcomer of the Year)
	Gavin Potter	LB (HM & Defensive Newcomer of the Year)
	Kyle Thompson	P (HM)
2020	Kyron Johnson	LB (HM)
	Kwamie Lassiter II	WR (HM)
	Kenny Logan Jr.	KR/PR (HM)
	Karon Prunty	CB (HM)
2021	Kyron Johnson	DL (2nd)
	Kenny Logan Jr.	DB (2nd)
	Earl Bostick Jr.	OL (HM)
	Kwamie Lassiter II	WR (HM)
	Kenny Logan Jr.	DPOY (HM)
	Devin Neal	RB, OFOY (HM)
	Mike Novitsky	OL, OLOY, ONOY (HM)
	Rich Miller	DNOY (HM)
2022	Cobee Bryant	CB (1st)
	Jalon Daniels	QB (2nd)
	Mason Fairchild	TE (2nd)
	Mike Novitsky	C (2nd)
	Lonnie Phelps Jr.	DL (2nd)
	Earl Bostick Jr.	OL (HM)
	Kenny Logan Jr.	S (HM)
	Devin Neal	RB (HM)
	Dominick Puni	OL (HM)
	Devin Neal	OPOY (HM)
	Lonnie Phelps	DNoY, DLoY (HM)
	Dominick Puni	ONoY (HM)

*Unanimous selection

CONFERENCE HONORS
COACH OF THE YEAR

1967	Pepper Rodgers
1975	Bud Moore
1981	Don Fambrough
1984	Mike Gottfried
1991	Glen Mason
1995	Glen Mason
2007	Mark Mangino

DEFENSIVE PLAYER OF THE YEAR

2005	Nick Reid
------	-----------

OFFENSIVE PLAYER OF THE YEAR

1967	Bobby Douglass
1975	Nolan Cromwell
1991	Tony Sands

DEFENSIVE NEWCOMER OF THE YEAR

1967	John Mosier
1980	Kerwin Bell
2002	Bill Whittemore
2003	Joe Vaughn

OFFENSIVE FRESHMAN OF THE YEAR

1993	June Henley
2018	Pooka Williams Jr.

DEFENSIVE FRESHMAN OF THE YEAR

1993	Tony Blevins
------	--------------

PRESEASON DEFENSIVE PLAYER OF THE YEAR

2017	Dorance Armstrong Jr.
------	-----------------------

CONFERENCE PLAYER OF THE WEEK

1996	Lonnie Ward	LB
	Nov. 3 at Iowa State	

1997	Patrick Brown	LB
	Sept. 1 vs. UAB	
	Eric Vann	RB
	Sept. 15 vs. Missouri	
	Jason Harris	Special Teams
	Nov. 3 vs. Iowa State	
1998	Harrison Hill	Special Teams
	Sept. 28 at UAB	
	David Winbush	HB
	Oct. 26 vs. Colorado	
	Steve Bratten	LB
	Oct. 26 vs. Colorado	
1999	Carl Nesmith	Special Teams
	Nov. 22 vs. Iowa State	
2000	Algje Atkinson	LB
	Sept. 16 vs. UAB	
	Marcus Rogers	LB
	Oct. 21 vs. Colorado	
2001	Reggie Duncan	RB
	Oct. 6 at Texas Tech	
	Johnny Beck	Special Teams
	Oct. 6 at Texas Tech	
2002	Gregg Heaggans	Sp. Teams
	Sept. 14 vs. Missouri State	
2003	Rodney Fowler	S
	Nov. 24 vs. Iowa State	
2004	Brandon Rideau	Sp. Teams
	Sept. 6 vs. Tulsa	
	David McMillan	DE
	Nov. 22 at Missouri	
2005	Brandon Perkins	LB
	Sept. 19 vs. Louisiana Tech	
	Charlton Keith	DE
	Nov. 7 vs. Nebraska	
	Scott Webb	PK/Sp. Teams
	Nov. 28 vs. Iowa State	
2006	Jon Cornish	RB
	Nov. 20 vs. Kansas State	
2007	Marcus Herford	KR/Sp. Teams
	Sept. 20 vs. Southeastern La.	
	Scott Webb	PK/Sp. Teams
	Oct. 22 vs. Colorado	
	Todd Reesing	QB (Co)
	Nov. 19 vs. Iowa State	
2008	Todd Reesing	QB
	Dec. 1 vs. Missouri	
	Darrell Stuckey	S
	Dec. 1 vs. Missouri	
2009	Maxwell Onyegbule	DE
	Sept. 12 vs. UTEP	
2010	Justin Springer	LB
	Sept. 11 vs. Georgia Tech	
	D.J. Beshears	KR/Sp. Teams
	Sept. 25 vs. New Mexico State	
2011	D.J. Beshears	KR/Sp. Teams
	Sept. 10 vs. Northern Illinois	
2013	Trevor Pardula	P/Sp. Teams
	Sept. 23 vs. Louisiana Tech	
	James Sims	RB
	Nov. 18 vs. West Virginia	
2014	Dexter McDonald	CB
	Sept. 6 vs. SEMO	
2016	Cole Moos	P
	Oct. 17 at Baylor	
	Dorance Armstrong Jr.	DE
	Nov. 19 vs. Texas	
	Matthew Wyman	K
	Nov. 19 vs. Texas	
2017	Joe Dineen Jr.	LB
	Sept. 2 vs. SEMO	
	Steven Sims Jr.	WR
	Oct. 28 vs. Kansas State	
2018	Joe Dineen Jr.	LB
	Sept. 8 at Central Michigan	
	Pooka Williams Jr.	RB/Newcomer
	Sept. 8 at Central Michigan	
	Pooka Williams Jr.	RB/Newcomer
	Sept. 29 vs. Oklahoma State	
	Gabriel Rui	K/Special Teams
	Oct. 27 vs. TCU	
	Pooka Williams Jr.	RB/Newcomer
	Oct. 27 vs. TCU	
	Joe Dineen Jr.	LB
	Nov. 10 at K-State	
	Pooka Williams Jr.	RB/Newcomer
	Nov. 17 at Oklahoma	
2019	Andrew Parchment	WR/Newcomer
	Sept. 23 at West Virginia	

	Carter Stanley	QB
	Oct. 28 vs. Texas Tech	
	Liam Jones	K/Special Teams
	Oct. 28 vs. Texas Tech	
2020	Pooka Williams Jr.	Special Teams
	Oct. 19 at West Virginia	
2021	Devin Neal	Offense
	Nov. 15 at Texas	
	Devin Neal	Newcomer
	Oct. 25 vs. Oklahoma	
2022	Lonnie Phelps Jr.	Defense
	Sept. 5 vs. Tennessee Tech	
	Cobee Bryant	Defense
	Sept. 12 at West Virginia	
	Jalon Daniels	Offense
	Sept. 19 at Houston	
	Devin Neal	Offense
	Nov. 7 vs Oklahoma State	

WILLY PLESS TACKLER OF THE YEAR

Willie Pless, the all-time leading tackler at Kansas and in the Big Eight, was honored in 1985 with the establishment of an annual award in his name. The Willie Pless Tackler of the Year Award is presented to the KU leader in tackles each season. The award was established as a gift from Gene, Bernie and Todd Morgan of Kansas City.

1985	Willie Pless (191 tackles)
1986	Rick Bredesen (106)
1987	Curtis Moore (103)
1988	Curtis Moore (170)
1989	Roger Robben (146)
1990	Hassan Bailey (89)
1991	Doug Terry (93)
1992	Hassan Bailey (79)
1993	Clint Bowen (114)
1994	Ronnie Ward (98)
1995	Jason Thoren (119)
1996	Ronnie Ward (121)
1997	Tony Blevins (97)
1998	Michael Allen (120)
1999	Andrew LeClair (102)
2000	Carl Nesmith (103)
2001	Marcus Rogers (97 tackles)
2002	Greg Cole (106)
2003	Nick Reid (133)
2004	Nick Reid (109)
2005	Nick Reid (112)
2006	Mike Rivera (90)
2007	Joe Mortensen (106)
2008	James Holt (105)
2009	Darrell Stuckey (93)
2010	Steven Johnson (95)
2011	Steven Johnson (120)
2012	Ben Heeney (112)
2013	Ben Heeney (88)
2014	Ben Heeney (127)
2015	Fish Smithson (111)
2016	Fish Smithson (93)
2017	Joe Dineen Jr. (137)
2018	Joe Dineen Jr. (147)
2019	Mike Lee (72)
2020	Kenny Logan Jr. (58)
2021	Kenny Logan Jr. (113)
2022	Kenny Logan Jr. (106)

ACADEMIC ALL-CONFERENCE

FIRST TEAM

1954	Terry McIntosh	B	1996	Jim Moore	TE	Trevor Marrongelli	OL	Jacob Borcila	K
1955	George Remsberg	G	1997	Tim Bowers	LB	Quinn Mecham	QB	Earl Bostick Jr.	OL
1956	Ron Claiborne	G		Steve Bratten	LB	Shane Smith	DT	Krishawn Brown	LB
1957	Dale Remsberg	E		Greg Erb	DE	Keeston Terry	S	Sam Burt	DL
1958	Bill Blasi	T		Tanner Hancock	WR	Dylan Admire	OL	Jared Casey	TE
1960	Sam Simpson	E		Hamilton Hill	QB	Ryan Burton	HB	Nick Channel	LB
1962	Ron Oelschläger	B		Shane Rooney	TE	Brandon Hawks	S	Mac Copeland	TE
1963	Ron Oelschläger	B	1998	Tim Bowers	LB	Gavin Howard	OL	Mason Fairchild	QB
1964	Fred Elder	T		Greg Erb	DB	Trevor Marrongelli	OL	Ra'Mello Dotson	CB
	Ron Oelschläger	B		Charlie Hoag	WR	Tyler Patmon	CB	Dylan Downing	LB
1965	Bruce Peterson	T		Jason Stevenson	OL	Justin Puthoff	LS	Mason Fairchild	TE
	Mike Shinn	T		Brandon Wier	DB	James Sims	HB	Miles Fallin	QB
	Bill Wohlford	G	1999	Tim Bowers	LB	Shane Smith	DL	Luke Grimm	WR
1966	Bruce Peterson	T		Greg Erb	DB	Brandon Bourbon	RB	Colin Grunhardt	C
	Mike Sweatman	LB		Charlie Hoag	WR	Gavin Howard	OL	Jamahl Horne	WR
	Bill Wohlford	G		Justin Sands	OL	Blake Jablonski	H/QB	Kwinton Lassiter	CB
1967	Willie McDaniel	G		Brandon Wier	DB	Reilly Jeffers	LS	Adagio Lopeti	OL
	Dave Morgan	DB	2000	Tim Bowers	LB	Jonathan Jones	WR	Ben Miles	FB
	Mike Sweatman	LB		Jake Letourneau	DB	Pat Lewandowski	OL	Kyler Pearson	WR
1968	Dale Evans	C		Brandon Wier	DB	Dexter Linton	S	Spencer Roe	TE
	Dave Morgan	DB	2001	Jason Farley	TE	Alex Matlock	S	Jackson Satterwhite	OL
	John Mosier	E		Barry Goodrich	WR	T.J. Semke	DL	Reis Vernon	OL
	Ken Wertzberger	G		Jake Letourneau	DB	Riley Spencer	OL	Tabör Allen	K
1969	Dave Aikins	G	2002	Brandon Wier	DB	Trent Smiley	TE	Jelani Arnold	DL
	Steve Carmichael	E		Zach Dyer	S	Shane Smith	DL	Earl Bostick Jr.	OL
	Dale Evans	C		Barry Goodrich	WR	Kevin Young	DL	Cobee Bryant	CB
1970	Mike McCoy	C		Justin Henry	OL	Zackary Young	LS	Sam Burt	DL
1971	Phil Basler	DT		Jake Letourneau	S	Scott Baron	TE	Jared Casey	TE
	Mike McCoy	C		Derick Mills	WR	Pat Lewandowski	OL	Mac Copeland	TE
	John Schroll	TE		Darren Rus	LB	T.J. Millweard	QB	Cam'ron Dabney	CB
1972	John Bryant	T	2003	Travis Watkins	DT	Trevor Pardula	P/K	Jalon Daniels	QB
	Ken Saathoff	WR		Johanny Beck	PK	Preston Randall	RB	Ra'Mello Dotson	CB
	John Schroll	TE		Kevin Kane	LB	Trent Smiley	TE	Dylan Downing	LB
	Steve Towle	LB		Jonathan Lamb	SS	Colin Spencer	CB	Emory Duggar	LS
1973	Kurt Knöff	SS	2004	Derick Mills	WR	Seth Conway	WR	Tommy Dunn Jr.	DL
	Ken Saathoff	TE		Kevin Kane	LB	Taylor Cox	RB	Mason Fairchild	TE
1974	Kurt Knöff	SS		Jonathan Lamb	WR	Joe Gibson	OL	Micahel Ford Jr.	OL
	Ken Saathoff	WR		John Nielsen	QB	Michael Glatczak	S	Donovan Gaines	LB
1976	Nolan Cromwell	QB		Matt Thompson	OL	Matt Hentges	WR	Luke Grimm	WR
	Tom Fitch	SS		Brandon Watkins	TE	T.J. Millweard	QB	Hayden Hatcher	DE
1977	Tom Fitch	SS	2005	Travis Watkins	DT	Bryan Peters	OL	Kwinton Lassiter	CB
1978	Frank Wattelet	SS		Kevin Kane	LB	Preston Randall	RB	Devin Neal	RB
1979	Brian Bethike	QB		Jonathan Lamb	WR	Cameron Rosser	LB	Mike Novitsky	OL
	Frank Wattelet	SS		Matt Thompson	OL	Colin Spencer	CB	Cole Petrus	DE
1980	Jeff Fox	DT	2006	Dane Broadie	PK	Shakim Barbel	WR	Kelan Robinson	WR
1981	Dan Wagener	CB		Russell Brorsen	DE	Montell Cozart	QB	Jackson Satterwhite	OL
1982	Tim Friess	E		Jeff Foster	WR	Joe Gibson	OL	Quentin Skinner	WR
	Bruce Kallmeyer	K		Zack Hood	LS	Larry Hughes	OL	Kevin Terry	WR
1983	Steve Cole	S		Jonathan Lamb	WR	Keith Loneker Jr.	LB	Reis Vernon	K
	Mark Henderson	FB		John Larson	DE	Austin Moses	WR		
1984	Mark Henderson	FB	2007	Scott Webb	PK	Tyler Patrick	WR		
	Quintin Schonewise	T		Russell Brorsen	DE	Cameron Rosser	LB		
	Dodge Schwartzburg	K		Micah Brown	WR	Colin Spencer	CB		
1985	Kevin Harder	S		Jeff Foster	WR	Ryan Willis	QB		
	Mike Norseth	QB		John Larson	DE	Jeremiah Booker	WR		
	Willie Pless	LB		Sadiq Muhammed	DB	Chris Hughes	OL		
	Wayne Ziegler	S		Todd Reesing	QB	Larry Hughes	OL		
1986	Kevin Harder	S		Mike Rivera	LB	Keith Loneker Jr.	LB		
	Mark Henderson	FB		Brian Seymour	DB	Cole Moos	P		
	Wayne Ziegler	S		Jake Sharp	RB	Keaton Perry	WR		
1987	Mike Orth	QB		Scott Webb	PK	Bryce Torneden	S		
1988	Dave Grattan	OG	2008	Jeff Wheeler	DE	Jeremiah Booker	WR		
	Curtis Moore	LB		Jacob Branstetter	PK	Joe Dineen Jr.	LB		
	Rob Newson	S		Russell Brorsen	DE	Keith Loneker Jr.	OL		
1989	John Baker	TE		Drew Dudley	LB	Clyde McCauley	LB		
	Mark Konz	DT		John Larson	DE	Kameron McQueen	WR		
1990	Maurice Douglass	FB		Todd Reesing	QB	Reese Randall	RB		
	Curtis Moore	LB		Mike Rivera	LB	Bryce Torneden	S		
	Christopher Perez	OT	2009	Justin Springer	LB	John Wirtel	LS		
	Smith Holland	OG		Tim Biere	TE	Sam Burt	DL		
1991	Gilbert Brown	DT		Jacob Branstetter	PK	Mac Copeland	TE		
	Kenny Drayton	WR		Drew Dudley	LB	Donovan Franklin	RB		
	Dan Eichloff	P/K		Trevor Marrongelli	OL	Cody McNeerney	LB		
	Paul Friday	DB		Olaitan Oguntodu	S	Cooper Root	LB		
1992	Don Davis	LB		Todd Reesing	QB	Jelani Arnold	DL		
	Dan Eichloff	P/K		Justin Springer	LB	Cole Brungardt	ST		
	Chad Fette	TE		Brad Thorson	OL	Sam Burt	DL		
	Chip Hilleary	QB	2010	Tim Biere	TE	Nick Channel	LB		
	Trace Liggett	OG		Brian Blackwell	S	Mac Copeland	TE		
	Dave Marcum	C		Jacob Branstetter	PK	Mason Fairchild	TE		
	Pete Vang	TE		Drew Dudley	LB	Marcus Harris	DL		
1993	Greg Ballard	WR		Steven Foster	FB	Jamahl Horne	WR		
	Derek Brown	OT		Trevor Marrongelli	OL	Chris Hughes	QB		
	Jason Brown	DE		Olaitan Oguntodu	S	Miles Kendrick	QB		
	Joe Hornback	C		Tyler Patmon	CB	Logan Klusman	LS		
	Jim Moore	TE		Reece Petty	WR	Thomas MacVittie	QB		
	Larry Thiel	LB		Justin Puthoff	FB	Cody McNeerney	S		
	Pete Vang	TE		Alex Smith	OL	Kameron McQueen	WR		
1994	Don Davis	LB		Riley Spencer	OL	Ezra Naylor	WR		
	Jim Moore	TE		Justin Springer	LB	Cooper Root	LB		
	Chris Powell	FB		Brad Thorson	OL	Sam Schroeder	FB		
	Darrin Simmons	P	2011	Tim Biere	TE	Tabör Allen	K		
1995	Jim Moore	TE		Brian Blackwell	LB	Jelani Arnold	DL		
	Darrin Simmons	P		Gavin Howard	OL	Nate Betts	LB		
				Chase Knighton	WR				

THREE-TIME TIME ACADEMIC ALL-BIG 12 FIRST TEAM HONOREES

Ron Oelschläger	1962-64
Ken Saathoff	1972-74
Jim Moore	1994-96
Greg Erb	1997-99
Jake Letourneau	2000-02
Kevin Kane	2003-05
Russell Brorsen	2006-08
John Larson	2006-08
Jacob Branstetter	2008-10
Drew Dudley	2008-10
Justin Springer	2008-10
Tim Biere	2009-11
Gavin Howard	2011-13
Shane Smith	2011-13
Colin Spencer	2014-16
Keith Loneker Jr.	2016-18

FOUR TIME ACADEMIC ALL-BIG 12 FIRST TEAM HONOREES

Tim Bowers	1997-2000
Brandon Wier	1998-2001
Jonathan Lamb	2003-06
Trevor Marrongelli	2009-12
Sam Burt	2019-22
Mac Copeland	2019-22

FIRST TEAM ATHLETIC AND ACADEMIC ALL-CONFERENCE IN THE SAME SEASON

Mike Sweatman	1966
Mike Sweatman	1967
John Mosier	1968
Dale Evans	1969
John Schroll	1971
Kurt Knöff	1973
Kurt Knöff	1974
Tom Fitch	1977
Willie Pless	1985
Dan Eichloff	1991
Dan Eichloff	1992
Chip Hilleary	1992
Joe Dineen Jr.	2018
Cobee Bryant	2022

NCAA RANKINGS

TEAM (TOP 15)

RUSHING OFFENSE

1950	4th	(311.6)
1961	13th	(228.6)
1963	5th	(243.1)
1968	5th	(299.9)
1975	7th	(317.1)
1976	4th	(297.4)
1992	13th	(232.1)
1994	8th	(247.1)

PASSING OFFENSE

1939	10th	(101.1)
1941	11th	(119.6)
1942	12th	(115.9)
1949	12th	(153.3)
1972	13th	(207.9)
1973	10th	(194.5)
1983	4th	(286.0)
1985	15th	(254.7)
2008	8th	(305.6)
2009	7th	(310.33)

PASSES HAD INTERCEPTED

2018	3rd	(4)
------	-----	-----

TOTAL OFFENSE

1947	11th	(336.6)
1950	11th	(396.8)
1968	9th	(442.0)
2007	8th	(479.77)

RED ZONE OFFENSE

2017	9th	(0.938)
------	-----	---------

SCORING

1968	3rd	(38.0)
1992	11th	(31.8)
2007	2nd	(42.77)

RUSHING DEFENSE

1961	14th	(113.9)
1992	20th	(125.7)
2005	3rd	(83.3)
2007	8th	(94.77)

PASSING DEFENSE

1939	1st	(34.1)
1953	8th	(61.0)
1957	15th	(61.2)
1960	3rd	(48.3)
1973	10th	(90.4)
1981	4th	(104.5)
1982	2nd	(127.5)
1986	12th	(145.5)
1987	3rd	(110.2)

TOTAL DEFENSE

1960	7th	(189.5)
2005	11th	(303.3)
2007	12th	(317.31)

SCORING DEFENSE

2007	4th	(16.38)
------	-----	---------

TACKLES FOR LOSS

2005	6th	(8.67)
2017	15th	(7.4)

NET PUNTING

1995	8th	(39.4)
------	-----	--------

PUNTING

1959	2nd	(42.9)
1960	12th	(40.1)
1966	6th	(41.9)

1978	11th	(39.0)
1979	12th	(38.1)
1980	15th	(39.2)
1982	4th	(41.5)

PUNT RETURNS

1994	9th	(12.1)
1996	1st	(19.45)
2003	9th	(13.85)
2006	11th	(13.50)
2014	15th	(12.43)

KICK OFF RETURNS

1993	11th	(23.7)
1994	12th	(22.8)
2007	7th	(25.21)

TURNOVER MARGIN

1996	9th	(1.00)
2007	1st	(1.62)
2018	2nd	(1.33)

TURNOVERS LOST

2018	4th	(11)
------	-----	------

TURNOVERS GAINED

2018	8th	(27)
------	-----	------

FEWEST PENALTIES

2021	2nd	(49)
------	-----	------

FEWEST FUMBLES LOST

2021	6th	(3)
------	-----	-----

INDIVIDUAL (TOP 10)

RUSHING

1950	Wade Stinson	5th	(1,129)
1962	Gale Sayers	3rd	(1,125)
1963	Gale Sayers	3rd	(917)
1991	Tony Sands	7th	(1,442)
1996	June Henley	10th	(1,349)
2006	Jon Cornish	7th	*(121.42)

RUSH YARDS PER CARRY

2018	Pooka Williams Jr.	10th	(6.99)
------	--------------------	------	--------

PASSING

1942	Ray Evans	1st	(1,117)
1973	David Jaynes	4th	(2,131)
2008	Todd Reesing	7th	*(299.08)
2009	Todd Reesing	6th	*(301.33)

PASSING EFFICIENCY

2003	Bill Whittemore	9th	*(154.7)
------	-----------------	-----	----------

COMPLETIONS

2008	Todd Reesing	9th	*(25.31)
2009	Todd Reesing	4th	*(26.05)

RECEPTIONS

1942	Otto Schnellbacher	8th	(25)
1985	Richard Estell	8th	(70)
2008	Kerry Meier	T-6th	*(7.46)
2009	Kerry Meier	4th	*(8.50)
2009	Dezmon Briscoe	9th	*(7.64)

RECEIVING YARDS

2008	Dezmon Briscoe	4th	*(108.2)
2009	Dezmon Briscoe	5th	*(121.55)

TOTAL OFFENSE

1942	Ray Evans	4th	(1,410)
1967	Bobby Douglass	10th	(1,741)
1983	Frank Seurer	10th	(2,660)
1985	Mike Norseth	5th	(3,214)
2008	Todd Reesing	8th	*(316.31)
2009	Todd Reesing	4th	*(311.25)

ALL-PURPOSE YARDS

1996	June Henley	6th	*(117.3)
2018	Pooka Williams Jr.	7th	*(150.9)

SCORING

1951	Bud Laughlin	10th	(78)
1983	Bruce Kallmeyer	6th	(98)

POINTS RESPONSIBLE FOR

2003	Bill Whittemore	10th	*(17.2)
------	-----------------	------	---------

FIELD GOALS

1958	John Suder	2nd	(3)
1983	Bruce Kallmeyer	2nd	(24)
1991	Dan Eichloff	2nd	(18)

FIELD GOALS PER GAME

2017	Gabriel Rui	9th	(1.7)
------	-------------	-----	-------

TOTAL TACKLES

2017	Joe Dineen Jr.	3rd	*(11.4)
2018	Joe Dineen Jr.	4th	*(12.3)

SOLO TACKLES

2014	Ben Heeney	2nd	*(7.30)
2015	Fish Smithson	1st	*(7.90)
2016	Mike Lee	4th	*(6.40)
2017	Joe Dineen Jr.	1st	*(7.8)
2018	Joe Dineen Jr.	1st	*(9.0)
2021	Kenny Logan Jr.	2nd	*(6.6)
2022	Kenny Logan Jr.	10th	*(5.5)

TACKLES FOR LOSS

2005	Charlton Keith	9th	*(1.75)
2016	Dorance Armstrong Jr.	6th	*(1.70)
2017	Joe Dineen Jr.	3rd	*(2.10)

INTERCEPTIONS

1942	Ray Evans	1st	(10)
2004	Charles Gordon	1st	(7)
2006	Aqib Talib	4th	*(0.60)

FORCED FUMBLES

2008	James Holt	3rd	*(0.46)
2014	Michael Reynolds	4th	*(0.42)

PASSES DEFENDED

2006	Aqib Talib	1st	*(2.80)
2014	JaCorey Shepherd	4th	*(1.50)

BLOCKED KICKS

2016	Daniel Wise	5th	(2)
------	-------------	-----	-----

KICK OFF RETURNS

1994	Ashaundai Smith	6th	*(26.4)
------	-----------------	-----	---------

PUNTING

1950	Dolph Simons	7th	(41.2)
1954	Ted Rohde	2nd	(44.7)
1955	Ted Rohde	3rd	(42.3)
1956	Ted Rohde	6th	(41.6)
1959	John Hadl	1st	(45.6)
1966	Dave Morgan	7th	(42.4)
1968	Bill Bell	7th	(41.8)
1979	Mike Hubach	8th	(42.5)
1980	Bucky Scribner	6th	(44.1)
1981	Bucky Scribner	12th	(43.8)
1982	Bucky Scribner	3rd	(45.8)
1995	Darrin Simmons	6th	(43.8)

PUNT RETURNS

1949	Bud French	5th	(15.2)
1952	Gil Reich	6th	(17.2)
1961	John Hadl	7th	(11.2)
1986	Milt Garner	5th	(13.8)

NCAA RECORDS

RUSHING ATTEMPTS (HALF)

34	Tony Sands vs. Missouri	1991
----	-------------------------	------

RUSHING ATTEMPTS (GAME)

58	Tony Sands vs. Missouri	1991
----	-------------------------	------

MOST RUSHING YARDS

476	Tony Sands (396)/Chip Hilleary (80) vs. Missouri	1991
-----	--	------

RANK IN TOP 12 IN PUNTING AND FIELD GOALS

Dan Eichloff	1991	(12th/3rd)
--------------	------	------------

INTERCEPTION RETURNS FOR TD BY A LB (GAME)

2	Patrick Brown vs. UAB	1997
---	-----------------------	------

ALL-PURPOSE PLAYS (GAME)

58	Tony Sands vs. Missouri	1991
----	-------------------------	------

OTHER NCAA RANKINGS

INDIVIDUAL

RUSHING YARDS (GAME)

4	396	Tony Sands vs. Missouri, 1991
---	-----	-------------------------------

RUSHING YARDS BY A QB (SEASON)

19	1,124	Nolan Cromwell, 1975
----	-------	----------------------

SACKS (GAME)

5	4.5	Brandon Perkins vs. La.Tech, 2005
---	-----	-----------------------------------

LONGEST RUSH

1	99	Eric Vann vs. Oklahoma, 1997
1	99	Gale Sayers vs. Nebraska, 1963

LONGEST PASS

21	98	Kelly Donahoe to Willie Vaughn vs. Colorado, 1987
----	----	---

LONGEST PUNT

3	94	John Hadl vs. Oklahoma, 1959
---	----	------------------------------

LONGEST FIELD GOAL

19	61	Dan Eichloff vs. Ball St., 1992
----	----	---------------------------------

SOLO TACKLES (SEASON)

11	108	Joe Dineen Jr., 2018
----	-----	----------------------

PASSES DEFENDED PER GAME (SEASON)

1	*2.80	Aqib Talib, 2006
---	-------	------------------

PASSES DEFENDED (SEASON)

8	28	Aqib Talib, 2006
---	----	------------------

TEAM

TACKLES FOR LOSS (GAME)

5	18	vs. SW Missouri St., 2001
---	----	---------------------------

CONFERENCE LEADERS



TEAM RUSHING OFFENSE	
1950	311.6
1961	228.6
1968	299.9
1975	317.1
PASSING OFFENSE	
1939	101.1
1941	119.6
1942	115.9
1947	121.2
1949	153.3
1952	123.8
1973	194.5
1983	286.0
1985	254.7
TOTAL OFFENSE	
1968	442.0
SCORING OFFENSE	
2007	42.77
RED ZONE OFFENSE	
2017	0.938
RUSHING DEFENSE	
1947	109.2
1992	125.7
2005	83.2
PASSING DEFENSE	
1939	34.1
1945	94.4
1983	159.1
2016	219.8
TOTAL DEFENSE	
1947	189.1
1960	187.5
2007	317.31
SCORING DEFENSE	
2007	16.38

TACKLES-FOR-LOSS	
2017	7.4
3RD DOWN CONVERSION DEFENSE	
2016	.356
PUNT RETURN AVERAGE	
1996	19.5
2006	13.5
TURNOVER MARGIN	
1996	1.00
2007	1.62
2018	1.33
TURNOVERS GAINED	
2018	27
TURNOVERS LOST	
2018	4
2021	13
FEWEST PENALTIES	
2021	49
FUMBLES LOST	
2021	3
INTERCEPTIONS	
2018	16
PASSES HAD INTERCEPTED	
2018	3
FUMBLES RECOVERED	
2018	11
DEFENSIVE TDS	
2018	3
INDIVIDUAL RUSHING	
1937	Clarence Douglass 376
1962	Gale Sayers 1,125
1963	Gale Sayers 917
1970	John Riggins *102.8
1975	Nolan Cromwell, QB *102.1
1991	Tony Sands *131.9
2006	Jon Cornish *121.4
2012	James Sims *112.6

PASSING	
1941	Ralph Miller 657
1942	Ray Evans 1,117
1948	Dick Gilman 945
1952	Jerry Robertson 868
1956	Wally Stauch 596
1958	Les Krull 661
1972	David Jaynes *204.8
1973	David Jaynes *193.7
PASSING EFFICIENCY	
1981	Frank Seuer 102.8
1985	Mike Norseth 124.0
RECEPTIONS	
1937	Max Replogle 18
1942	Otto Schnellbacher 25
1943	Charlie Moffet 15
1945	Norm Pumphrey 12
1946	Otto Schnellbacher 16
1947	Otto Schnellbacher 17
1952	Charlie Hoag 16
1958	Homer Floyd 15
1973	Emmett Edwards *4.45
1981	Wayne Capers *3.27
1985	Richard Estell *5.83
1989	Quintin Smith *6.36
TOTAL OFFENSE	
1945	Frank Pattee 480
1947	Ray Evans 1,018
1967	Bobby Douglas 1,741
1973	David Jaynes *175.7
1985	Mike Norseth *267.8
SCORING	
1947	Forrest Griffith 54
1951	Bud Laughlin 78
1961	Curtis McClinton 54
ALL PURPOSE	
2018	Pooka Williams Jr. *150.9
TACKLES	
2011	Steven Johnson 120
2014	Ben Heeney 127
2015	Fish Smithson 111

2017	Joe Dineen Jr.	137
2018	Joe Dineen Jr.	147
2021	Kenny Logan Jr.	113
SOLO TACKLES		
2014	Ben Heeney	*7.3
2015	Fish Smithson	*7.9
2016	Mike Lee	*6.4
2017	Joe Dineen Jr.	*7.8
2018	Joe Dineen Jr.	*9.0
2021	Kenny Logan Jr.	*6.6
TACKLES FOR LOSS		
2000	Chris Johnson	24
2005	Charlton Keith	21
2016	Dorance Armstrong Jr.	20
2017	Joe Dineen Jr.	25
SACKS		
1997	Ron Warner	14.5
2000	Chris Johnson	10.5
2005	Brandon Perkins	9.5
FORCED FUMBLES		
2014	Michael Reynolds	*0.42
2016	Dorance Armstrong Jr.	*0.25
FORCED FUMBLES		
2018	Joe Dineen Jr.	2
2018	Bryce Torneden	2
INTERCEPTIONS		
2004	Charles Gordon	*0.64
2006	Aqib Talib	*0.60
PASSES DEFENDED		
2006	Aqib Talib	*2.80
2007	Aqib Talib	*1.38
2014	JaCorey Shepherd	*1.50
PASSES BROKEN UP		
2004	Charles Gordon	15
2014	JaCorey Shepherd	15
PUNTING		
1937	Max Replogle	37.5
1938	Jack Blanke	42.6
1939	Frank Bukaty	40.3
1944	Leroy Robinson	36.0
1954	Ted Rohde	43.8
1955	Ted Rohde	42.3
1959	John Hadl	45.6
1960	John Hadl	40.5
1965	Bill Lynch	41.5
1966	Dave Morgan	42.4
1967	Bob Coble	42.7
1968	Bob Coble	42.4
1979	Mike Hubach	42.5
1980	Bucky Scribner	44.1
1981	Bucky Scribner	43.8
1982	Bucky Scribner	45.8
1991	Dan Eichloff	42.3
2014	Trevor Pardula	44.3
2018	Kyle Thompson	43.3
KICKOFF RETURN AVERAGE		
1996	Eric Vann	25.1
FIELD GOAL PERCENTAGE		
2017	Gabriel Rui	85.0

NFL JAYHAWKS

NAME	AT KU	TEAM (POSITION)	YEARS	NAME	AT KU	TEAM (POSITION)	YEARS
Adeniji, Hakeem	2016-19	Cincinnati Bengals (OL)	2020-Present	Heeney, Ben	2011-14	Oakland Raiders (LB)	2015-16
Amberg, John	1948-50	New York Giants (B)	1951-52			New Orleans Saints	2017
Armstrong Jr., Dorance	2015-17	Dallas Cowboys (DE)	2018-Present			Houston Texans	2017-18
Bailey, Jim	1968-69	Baltimore Colts (DT)	1970-74	Hempstead, Hessler	1990-94	Detroit Lions (OG)	1995-97
		New York Jets	1975	Henley, June	1993-95	St. Louis Rams (RB)	1998
Banks, Chris	1992-94	Atlanta Falcons	1976-78	Henry, Marcus	2004-07	New York Jets (WR)	2008
		Denver Broncos (OG)	1998-99	Holloway, Johnny	1985	Dallas Cowboys (DB)	1986
		Atlanta Falcons	2000-01			St. Louis Cardinals	1987
Bausch, Frank	1929-31	Boston Redskins (C)	1934-36	Hubach, Mike	1976-79	New England Patriots (PK)	1980-81
		Chicago Bears	1937-40	Irvin, LeRoy	1976-79	Los Angeles Rams (DB)	1980-89
		Philadelphia Eagles	1940-41	Jaynes, David	1971-73	Kansas City Chiefs (QB)	1974
Bausch, Jim	1929-30	Chicago Cardinals (B)	1934-36	Jessie, Ron	1969-70	Detroit Lions (WR)	1971-74
Beeson, Terry	1973-76	Seattle Seahawks (LB)	1977-81			Los Angeles Rams	1975-79
Bell, Bill S.	1968-69	Atlanta Falcons (PK)	1971-72			Buffalo Bills	1980-81
		New England Patriots	1973	Johnson, Ben	2014-17	Los Angeles Chargers (TE)	2018
Bernhardt, Roger	1971-72	New York Jets (G)	1974	Johnson, Bobby	1981-83	New York Giants (WR)	1984-86
		Kansas City Chiefs	1975	Johnson, Mike	1963-65	Dallas Cowboys (RB)	1966-69
Black, Charlie	1921-23	Duluth Kelleys (E)	1925	Johnson, Steven	2008-11	Denver Broncos (LB)	2012-14
Blevins, Tony	1993-94, 1996-97	San Francisco 49ers (DB)	1998			Tennessee Titans	2015
		Indianapolis Colts	1999-2000			Pittsburgh Steelers	2016
Bostick Jr., Earl	2017-22	Dallas Cowboys (OL)	2023-Present			Baltimore Ravens	2017
Brew, Dorian	1992-95	Baltimore Ravens (DB)	1996-97	Johnson, Kyron	2017-21	Philadelphia Eagles (LB)	2021-Present
		San Diego Chargers	1997	Jones, Adrian	2000-03	New York Jets (OT)	2004-07
Briscoe, Dezmon	2007-09	Tampa Bay Buccaneers (WR)	2010-11			Kansas City Chiefs (OT)	2008
		Washington Redskins	2012-13	Jones, E.J.	1981-83	Kansas City Chiefs (RB)	1985
Brown, Gilbert	1989-92	Green Bay Packers (DT)	1993-99, 2001-03			Dallas Cowboys	1987
Brown, Larry	1968-70	Pittsburgh Steelers (E/T)	1971-84	Jones, Rod	1992-95	Cincinnati Bengals (OT)	1996-2000
Bukaty, Fred	1958-60	Denver Broncos (FB)	1961			St. Louis Rams	2001
Butler, Mike	1973-76	Green Bay Packers (DT)	1977-82, 1985			Washington Redskins	2002-03
Byrd, Isaac	1995-96	Tennessee Titans (WR)	1997-99	Kamara, Azur	2018-19	Dallas Cowboys (OLB)	2020-2022
		Carolina Panthers	2000-02	Keith, Charlton	2004-05	Cleveland Browns (DL)	2006
Campfield, Billy	1974-77	Philadelphia Eagles (RB)	1978-82	Kennard, George	1949-51	New York Giants (G)	1952-55
		New York Giants	1983	Knoff, Kurt	1972-75	Houston Oilers (DB)	1977-78
Capers, Wayne	1979-82	Pittsburgh Steelers (WR)	1983-84			Minnesota Vikings	1979-82
		Indianapolis Colts	1985-86	Kvaternick, Zvonimir	1931-33	Pittsburgh Steelers (RB)	1934
Coan, Bert	1961	San Diego Chargers (RB)	1962	Lassiter, Kwamie	1992-94	Arizona Cardinals (DB)	1995-2002
		Kansas City Chiefs	1963-68			San Diego Chargers	2003
Collins, Anthony	2005-07	Cincinnati Bengals (OT)	2008-13	Lassiter II, Kwamie	2017-21	Cincinnati Bengals (WR)	2021-Present
		Tampa Bay Buccaneers (OT)	2014	Laughlin, Henry	1950-51, 1954	San Francisco 49ers (B)	1955
Colter, Jeff	1981-83	Minnesota Vikings (DB)	1984	Lawson, Steve	1968-70	Cincinnati Bengals (G)	1971-72
		Kansas City Chiefs	1987			Minnesota Vikings	1973-75
Conley, Steve	1969-71	Cincinnati Bengals (RB)	1972	Lemon, Mike	1973-74	New Orleans Saints (LB)	1975
		St. Louis Cardinals	1973			Tampa Bay Buccaneers	1976-77
Criswell, Kirby	1977-79	St. Louis Cardinals (DE)	1980-81	Lewis, Eddie	1973-75	San Francisco 49ers (DB)	1976-79
Cromwell, Nolan	1973-76	Los Angeles Rams (DB)	1977-87			Detroit Lions	1979-80
Davis, Dick	1959-61	Kansas City Chiefs (DE)	1962	Loneker, Keith	1989-92	St. Louis Rams (OT)	1993-95
Davis, Don	1991-94	New Orleans Saints (LB)	1996-98	Mason, Lindsay	1975-77	Los Angeles Raiders (T)	1978-81
		Tampa Bay Buccaneers	1998-2000			San Francisco 49ers	1982
		St. Louis Rams	2001-02	Maumalanga, Chris	1990-93	New York Giants (DT)	1994
		New England Patriots	2003-06			Arizona Cardinals	1994-95
Davison, Andrew	1998-2001	New York Jets (DB)	2002, 2004			St. Louis Rams	1997
		Dallas Cowboys	2003	McBurrows, Gerald	1991-94	St. Louis Rams (DB)	1995-98
Dercher, Dan	1996-98	San Francisco 49ers (OT)	1999-2000			Atlanta Falcons	1999-2003
Detwiler, John	1912-14	Hammond Pros (HB/QB)	1923-24	McClinton, Curtis	1959-61	Kansas City Chiefs (RB)	1962-67
Dineen Jr., Joe	2014-18	Denver Broncos (LB)	2019	McCormack, Mike	1948-50	Cleveland Browns (T)	1954-62
Dinkel, Tom	1974-77	Cincinnati Bengals (LB)	1978-83, 1985	McDermott, Sean	1995-99	Tampa Bay Buccaneers (LS)	2001
Douglass, Bobby	1966-68	Chicago Bears (QB)	1969-75			Houston Texans	2002
		San Diego Chargers	1975			New England Patriots	2003-04
		New Orleans Saints	1976-77	McDonald, Dexter	2011, 2013-14	Oakland Raiders (S)	2015-18
		Green Bay Packers	1978	McDouglad, Bradley	2009-12	Kansas City Chiefs (S)	2013
Dwyer, Nate	1997-2001	Arizona Cardinals (DT)	2001-02			Tampa Bay Buccaneers (S)	2014-16
Edwards, Emmett	1972-74	Houston Oilers (WR)	1975			Seattle Seahawks (S)	2017-2022
		Buffalo Bills	1976	McMillan, David	2001-04	Cleveland Browns (LB)	2005-08
		Kansas City Chiefs (WR)	1987	Mehring, Pete	1931-33	St. Louis Browns (T)	1934-36
Estell, Richard	1982-85	New York Giants (G)	1948-50			Los Angeles Bulldogs	1936-40
Ettlinger, Don	1941, 1946-47	Pittsburgh Steelers (RB)	1948			Hollywood Bears	1941-42
Evans, Ray R.	1941-42, 1946-47	New England Patriots (G)	1984-90	Meier, Kerry	2006-09	Atlanta Falcons (WR)	2010-12
Fairchild, Paul	1981-83	Buffalo Bills (TE)	2008	Merkel, Monte	1938-41	Chicago Bears (G)	1942-43
Finé, Derek	2003-07	Cleveland Browns (LB)	1956-66	Miller, Robert L.	1972-74	Minnesota Vikings (RB)	1975
Fiss, Galen	1950-52	Kansas City Chiefs (S)	1994	Mosier, John E.	1967-69	Denver Broncos (TE)	1971
Gay, Matt	1989-92	Kansas City Chiefs (DB)	1977			Baltimore Colts	1972
Golub, Chris	1974-76	San Diego Chargers (LB)	1974-79			New England Patriots	1973
Goodé, Don	1971-73	Cleveland Browns	1980-81	Mrkonic, George	1950-52	Philadelphia Eagles (T)	1953
		Minnesota Vikings (WR)	2006-08	Nave, Stevan	1982-83, 1985-86	Cleveland Browns (LB)	1987
Gordon, Charles	2003-05	New York Giants (RB)	1950-51	Nesmith, Dean	1933-35	New York Yankees (G)	1936
Griffith, Forrest	1946-49	San Diego Chargers (QB)	1962-72	Nesmith, Ole	1932-34	Brooklyn Dodgers (FB)	1935
Hadl, John	1959-61	Los Angeles Rams	1973-74			New York Yankees	1936-40
		Green Bay Packers	1974-75	Norris, Moran	1996-2000	New Orleans Saints (RB)	2001-02
		Houston Oilers	1976-77			Houston Texans	2002-05
Hageman, Fred	1959-60	Washington Redskins (C)	1961-64			San Francisco 49ers	2006-07, 2009-11
Hantla, Bob	1951-53	San Francisco 49ers (G)	1954-55			Detroit Lions	2008
Harris Jr., Chris	2007-10	Denver Broncos (CB)	2011-Present	Norseth, Mike	1984-85	Cincinnati Bengals (QB)	1987-88
Hartwig, Justin	1997-2001	Tennessee Titans (C/G)	2002-05			New York Jets	1992
		Carolina Panthers (G)	2006-07	Opurum, Toben	2009-12	Kansas City Chiefs (FB)	2013
		Pittsburgh Steelers (C)	2008			Houston Texans (FB)	2014
		New Orleans Saints (G)	1967	Oswald, Paul	1983-86	New Orleans Saints (FB)	2014-15
Harvey, George	1964, 66	Tennessee Titans (WR)	2015			Pittsburgh Steelers (C)	1987
Harwell, Nick	2013-14	Cincinnati Bengals (OL)	2013-14	Palmer, Gerry	1970-72	Atlanta Falcons (G)	1988
Hawkinson, Tanner	2009-12	Philadelphia Eagles (OL)	2015			Kansas City Chiefs (G)	1975

NAME	AT KU	TEAM (POSITION)	YEARS
Patterson, Elvis	1981-83	New York Giants (DB) San Diego Chargers Los Angeles Raiders Dallas Cowboys	1984-87 1987-89 1990-93 1993
Pierce, Don	1939-40	Brooklyn Dodgers (C) St. Louis Cardinals	1942 1943
Pheelps, Lonnie	2022	Cleveland Browns	2023-Present
Rideau, Brandon	2001-04	Cleveland Browns (WR) Chicago Bears	2005 2006-08
Riggins, John	1968-70	New York Jets (RB) Washington Redskins	1971-75 1976-79, 1981-85
Rivera, Mike	2005-08	New England Patriots	2012
Roberts, Gene	1942	New York Giants (B)	1947-50
Sampson, Caleb	2018-22	Indianapolis Colts (DL)	2023-Present
Sayers, Gale	1962-64	Chicago Bears (RB)	1965-71
Schaake, Elmer	1929-31	Portsmouth Spartans (B)	1932
Schick, Doyle	1958-60	Washington Redskins (LB)	1961
Schnellbacher, Otto	1942, 1946-47	New York Giants (B)	1950-51
Schweda, Brian	1962-64	Chicago Bears (DE)	1966
Scott, Arthur (Dave)	1973-75	Atlanta Falcons (T)	1976-82
Scribner, Bucky	1980-82	Green Bay Packers (P)	1983-84
Seurer, Frank	1980-83	Kansas City Chiefs (QB)	1986-87
Shepherd, JaCorey	2011-14	Philadelphia Eagles (CB) San Francisco 49ers (CB/KR)	2015-16 2016
Short, Kevin	2013	New York Jets (S) Los Angeles Rams	2015-16 2016
Sims Jr., Steven	2015-18	Washington Redskins (WR) Pittsburgh Steelers (WR) Houston Texans (WR)	2019-21 2021-2022 2022-Present
Smith, Greg	1977-78	Minnesota Vikings (DL)	1980-81, 1984
Smith, Hugh	1960	Denver Broncos (E) Washington Redskins	1962 1962
Smith, Laverne	1973-76	Pittsburgh Steelers (RB)	1977
Smith, Quintin	1986-89	Chicago Bears (WR)	1990
Smith, Reggie	1981-83	Tampa Bay Buccaneers (OL)	1987
Smithson, Fish	2014-16	Washington Redskins (S) Los Angeles Chargers (S)	2017-18 2018
Spencer, Oliver	1950-52	Detroit Lions (T) Green Bay Packers Oakland Raiders	1953, 1956, 1959-61 1957-58 1963
Stapelton, George	1935-37	Phoenix Bulldogs (G)	1938
Stokes, Sims	1964	Dallas Cowboys (WR)	1967
Stubblefield, Dana	1990-92	San Francisco 49ers (DT) Washington Redskins Oakland Raiders	1993-97, 2001-02 1998-2000 2003
Stuckey, Darrell	2006-09	Los Angeles Chargers (S)	2010-16
Sutton, Mitch	1972-73	Philadelphia Eagles (DT)	1974-75
Sydney, Harry	1978-80	San Francisco 49ers (RB) Green Bay Packers	1987-91 1992
Talib, Aqib	2005-07	Tampa Bay Bucs (CB) New England Patriots Denver Broncos Los Angeles Rams	2008-11 2012-13 2014-17 2018-2020
Taylor, Shakial	2017-18	Indianapolis Colts (CB) Denver Broncos (CB)	2019 2019-2021
Taylor, Steve	1973-75	Kansas City Chiefs (S)	1976
Terry, Doug	1989-91	Kansas City Chiefs (S)	1992-95
Thompson, Broderick	1981-82	Dallas Cowboys (OT) San Diego Chargers Philadelphia Eagles Denver Broncos	1985 1987-92 1993-94 1995-96
Tomlinson, Dick	1947-49	Pittsburgh Steelers (G)	1950-51
Towle, Steve	1972-74	Miami Dolphins (LB)	1975-80
Ulrich, Hubert	1939-41	Miami Seahawks (E)	1946
Vanoy, Vernon	1967-68	New York Giants (DT) Green Bay Packers Houston Oilers	1971 1972 1973
Verser, David	1977-80	Cincinnati Bengals (WR) Tampa Bay Buccaneers	1981-84 1985
Wagoner, Danny	1978, 1980-81	Detroit Lions (DB) Atlanta Falcons	1982-84 1985
Walton, Alvin	1984	Washington Redskins (DB)	1986-91
Ward, Ronnie	1992-94, 1996	Miami Dolphins (LB)	1997
Warner, Ron	1996-97	New Orleans Saints (LB) Tampa Bay Buccaneers	1998 2002-03
Wattfiet, Frank	1978-80	New Orleans Saints (DB) Los Angeles Rams	1981-87 1987
Wellman, Mike	1976-77	Green Bay Packers (C)	1979-80
Whittaker, Scott	1993-96	Oakland Raiders (OG)	1997
Whitten, Bobby	1978-80	Cincinnati Bengals (T)	1981
Williams, Delvin	1971-73	San Francisco 49ers (RB) Miami Dolphins Green Bay Packers	1974-77 1978-80 1981
Williams Jr., Pooka	2017-20	Cincinnati Bengals (RB)	2020-2022
Wirtel, John	2013-18	Chicago Bears (LS)	2019
Wise, Daniel	2015-18	Dallas Cowboys (DE) Washington Commanders (DE)	2019-21 2021-2022
Wright, Sylvester	1991-94	Kansas City Chiefs (DE)	2022-Present
Zook, John	1966-68	Philadelphia Eagles (LB) Atlanta Falcons (DT) St. Louis Cardinals (DE)	1995-96 1969-75 1976-80

JAYHAWKS IN THE SUPER BOWL

PLAYER	TEAM	GAMES
Hakeem Adeniji	Cincinnati	LVI
Jim Bailey	Indianapolis	V*
Chris Banks	Denver	XXXIII*
Gilbert Brown	Green Bay	XXXI*, XXXII
Larry Brown	Pittsburgh	IX*, X*, XIII*, XIV*
Isaac Byrd	Tennessee	XXXIV
Billy Campfield	Philadelphia	XV
Bert Coan	Kansas City	I
Nolan Cromwell	Los Angeles	XIV
Don Davis	St. Louis	XXXVI
	New England	XXXVIII*, XXXIX*
Tom Dinkel	Cincinnati	XVI
Paul Fairchild	New England	XX
Chris Harris Jr.	Denver	XLVIII, 50*
Justin Hartwig	Pittsburgh	XLIII*
Ron Jessie	Los Angeles	XIV
Bobby Johnson	New York Giants	XXI*
Kyron Johnson	Philadelphia Eagles	LVII
Steven Johnson	Denver	XLVIII
Rod Jones	St. Louis	XXXVI
Steve Lawson	Minnesota	VIII, IX
Lindsey Mason	Oakland	XV*
Curtis McClinton	Kansas City	I, IV*
Sean McDermott	New England	XXXVIII*
Robert Miller	Minnesota	XII
Mike Norseth	Cincinnati	XXIII
Elvis Patterson	New York Giants	XXI*
	Dallas	XXVIII*
John Riggins	Washington	XVII*, XVIII
Dana Stubblefield	San Francisco	XXIX*
Harry Sydney	San Francisco	XXIII*, XXIV*
Aqib Talib	Denver	50*
	Los Angeles Rams	LIII
David Verser	Cincinnati	XVI
Alvin Walton	Washington	XXII*, XXVI*
Ron Warner	Tampa Bay	XXXVII*
Bobby Whitten	Cincinnati	XVI
Pooka Williams Jr.	Cincinnati	LVI

* - Indicates Super Bowl Champion

JAYHAWKS IN THE PRO BOWL

PLAYER	TEAM	YEARS
Frank Bausch	Chicago	1940
Larry Brown	Pittsburgh	1983
Nolan Cromwell	Los Angeles	1981-82-83-84
Galen Fiss	Cleveland	1963-64
John Hadl	San Diego	1965-66-69-70-73
	Los Angeles	1974
Chris Harris Jr.	Denver	2014-15-16-18
LeRoy Irvin	Los Angeles	1986-87
Ron Jessie	Los Angeles	1977
Curtis McClinton	Dallas Texans	1963
	Kansas City	1967-68
Mike McCormack	New York Yankees	1952
	Cleveland	1957-58-61-62-63
Pete Mehringer	Los Angeles Bulldogs	1939
John Riggins	New York Jets	1976
Gale Sayers	Chicago	1966-67-68-70
Dana Stubblefield	San Francisco	1995-96-98
Darrell Stuckey	San Diego	2014
Aqib Talib	Denver	2013-14-15-16-17
Delvin Williams	San Francisco	1977
	Miami	1979
John Zook	Atlanta	1974

JAYHAWKS IN THE NFL DRAFT

YEAR	PLAYER (POS)	RD	TEAM
1938	Clarence Douglass (B)	9	Lions
1939	Dave Shirk (E)	18	Steelers
	Ferrel Anderson (G)	19	Brooklyn
1940	Bill Bunson (B)	14	Eagles
1942	Hubert Ulrich (E)	9	Browns
	Ralph Miller (B)	16	Brooklyn
1944	Ray Evans (B)	1	Bears
	Gene Long (G)	9	Patriots
	Warren Hodges (T)	26	Cardinals
	George Dick (E)	30	Lions
1947	Otto Schnellbacher (E)	23	Cardinals
	Bill Hogan (B)	29	Packers
1948	Otto Schnellbacher (E)	3	Yankees (AAFC)
	Don Ettinger (T)	11	Colts (AAFC)
	Dick Monroe (C)	19	Giants
	Dick Monroe (C)	20	Cardinals
1949	Frank Pattee (B)	6	Colts (AAFC)
	Dick Monroe (C)	23	Redskins
	Dick Bertuzzi (B)	16	Hornets (AAFC)
	Dick Bertuzzi (B)	22	Bears
1950	Forrest Griffith (B)	5	Giants
	Bud French (B)	21	Bulldogs
	Dick Tomlinson (G)	21	Steelers
	Ed Lee (T)	27	Redskins
1951	Mike McCormack (T)	3	Yankees
	Wade Stinson (B)	5	Packers
	S.P. Garnett (T)	29	49ers
1952	Bob Brandenberry (B)	20	Browns
	Bud Laughlin (B)	25	49ers
1953	Gil Reich (B)	2	Packers
	George Mrkonjac (G)	4	Eagles
	Ollie Spencer (T)	6	Lions
	Galen Fiss (B)	13	Browns
	Merlin Gish (C)	22	Colts
	Charlie Hoag (B)	26	Browns
1954	Bob Hantla (G)	5	49ers
	Harold Patterson (B)	14	Eagles
	Morris Kay (E)	18	49ers
	Joe Lundy (G)	26	Browns
1955	John Anderson (E)	21	Eagles
1956	Ralph Moody (B)	13	49ers
	Bev Butler (B)	26	Giants
1957	Bob Kraus (G)	11	Cardinals
	Don Feller (B)	14	Browns
	Ed Pretock (T)	16	Colts
	Tom Horner (T)	20	Cardinals
	Chet Van Alta (T)	22	Colts
	Ted Rohde (B)	26	Cardinals
	Frank Gibson (T)	30	Cardinals
1958	Ron Clairborne (T)	12	Rams
	Larry Carmer (B)	18	Lions
1959	John Peppercorn (E)	14	Steelers
	Homer Floyd (B)	26	Browns
1960	Fred Hagerman (C)	8	Giants (NFL)
1961	Curtis McClinton (HB)	14	Texans (AFL)
	Doyle Schick (B)	14	Redskins (NFL)
1962	John Hadl (QB)	3	Chargers (AFL)
	Bert Coan (HB)	1	Lions (NFL)
	Bert Coan (HB)	14	Chargers (AFL)
	Elvin Baenam (G)	7	Redskins (NFL)
	Roger McFarland (HB)	23	Raiders (AFL)
	Roger McFarland (HB)	27	Oilers (AFL)
	Roger McFarland (HB)	20	49ers (NFL)
1963	Marv Clothier (G)	7	Cowboys
1965	Gale Sayers (RB)	1	Chiefs (AFL)
	Mike Shinn (E)	1	Bears (NFL)
	Brian Schweda (T)	8	Packers
	Brian Schweda (T)	16	Broncos (AFL)
	Ron Oelschlager (HB)	11	Bears (NFL)
	Ron Oelschlager (HB)	19	Broncos (AFL)
1966	Willie Ray Smith (DB)	11	Chiefs (AFL)
	Mike Johnson (HB)	14	Raiders (AFL)
1967	George Harvey (G)	6/134	Saints
	Jeff Elias (TE)	17/444	Packers
	Steve Renko (FB)	15	Raiders (AFL)
1968	Bert Olson (WR)	10/266	Cowboys
1969	Bobby Douglass (QB)	2/41	Bears
	Vernon Vanoy (DE)	3/60	Giants
	John Zook (DE)	4/99	Rams
	Keith Christensen (T)	5/117	Saints
	Billy Hunt (DB)	12/341	Falcons
	Junior Riggins (RB)	16/409	Cardinals
1971	John Riggins (RB)	1/6	Jets
	Steve Lawson (G)	2/41	Bengals
	Larry Brown (TE)	5/106	Steelers
	Ron Jessie (WR)	8/206	Cowboys
1972	Bob Childs (G)	5/120	Rams
	Steve Conley (RB)	7/158	Bengals
	Karl Salb (DT)	14/340	Bills
	Steve Roach (LB)	15/380	Lions
	Kenny Page (LB)	15/381	Rams
1973	Roger Bernhardt (G)	3/76	Steelers
	Gary Palmer (T)	4/83	Colts
	Eddie Shears (LB)	9/233	Redskins
	Vince O'Neal (RB)	15/379	Bills
1974	Don Goode (LB)	1/15	Browns
	Delvin Williams (RB)	2/49	49ers
	Mitch Sutton (DT)	3/63	Eagles
	David Jaynes (QB)	3/66	Chiefs
	Delano Robinson (WR)	16/409	Raiders
1975	Emmett Edwards (WR)	2/40	Oilers
	Bruce Adams (WR)	4/103	Vikings
	Robert Miller (RB)	5/129	Vikings
	Steve Towle (LB)	6/143	Dolphins
	Mike Lemon (DB)	6/149	Saints
1976	Kurt Knoff (DB)	2/43	Broncos
	Eddie Lewis (DB)	2/57	49ers
	Dave Scott (T)	3/71	Falcons
	Steve Taylor (DB)	6/165	Chiefs
	Jeff Turner (LB)	9/241	Bills
1977	Mike Butler (DE)	1/9	Packers
	Nolan Cromwell (DB)	2/31	Rams
	Terry Beeson (LB)	2/41	Seahawks
	Laverne Smith (RB)	4/99	Steelers
	Skip Sharp (DB)	5/119	Eagles
	Chris Golub (DB)	7/177	Chiefs
	Waddell Smith (WR)	8/215	Chiefs
1978	Lindsay Martin (T)	3/82	Raiders
	Tom Dinkel (LB)	5/126	Bengals
	Norris Banks (RB)	5/130	Eagles
	Bill Campfield (RB)	11/288	Eagles
1979	Mike Wellman (C)	3/81	Rams
1980	Kirby Criswell (LB)	2/31	Bengals
	LeRoy Irvin (DB)	3/70	Rams
	Jim Zidd (LB)	5/123	Jets
	Mike Hubach (P)	11/293	Patriots
1981	David Verser (WR)	1/10	Bengals
	Lester Mickens (WR)	11/277	Saints
1982	Greg Smith (DT)	7/184	Chiefs
	Danny Wagoner (DB)	9/231	Lions
1983	Wayne Capers (WR)	2/52	Steelers
	Bucky Scribner (P)	11/299	Packers
1984	Paul Fairchild (G)	5/124	Patriots
	Bruce Kallmeyer (K)	7/184	Patriots
	Renwick Atkins (T)	7/187	Lions
1986	Alvin Walton (DB)	3/75	Redskins
	Lynn Williams (RB)	6/160	Rams
	Mike Norseth (QB)	7/174	Browns
	Johnny Holloway (WR)	7/185	Cowboys
1987	Paul Oswald (C)	11/289	Steelers
1991	Curtis Moore (LB)	10/267	Oilers
1992	Chris Perez (OT)	5/124	Dolphins
1993	Dana Stubblefield (DT)	1/26	49ers
	Gilbert Brown (DT)	3/79	Vikings
1994	Chris Maumalanga (DT)	4/128	Giants
1995	Gerald McBurrows (DB)	7/214	Rams
	Hessley Hempstead (OG)	7/228	Lions
1996	Dorian Brew (DB)	3/79	Dolphins
	Chris Banks (OG)	7/226	Broncos
	Rod Jones (OT)	7/219	Bengals
	L.T. Levine (RB)	7/235	Broncos
1997	Ronnie Ward (LB)	3/93	Dolphins
	June Henley (RB)	5/163	Chiefs
	Isaac Byrd (WR)	6/195	Chiefs
1998	Ron Warner (LB)	7/239	Saints
2001	Moran Norris (RB)	4/115	Saints
2002	Nate Dwyer (DT)	4/113	Cardinals
	Justin Hartwig (OT)	6/187	Titans
2004	Adrian Jones (OT)	4/132	Jets
2005	David McMillan (DE)	5/139	Browns
2008	Aqib Talib (CB)	1/20	Buccaneers
	Anthony Collins (OT)	4/112	Bengals
	Derek Fine (TE)	4/132	Bills
	Marcus Henry (WR)	6/174	Jets
2010	Darrell Stuckey (S)	4/110	Chargers
	Kerry Meier (WR)	5/165	Falcons
	Dezmon Briscoe (WR)	6/191	Bengals
2012	Tanner Hawkinson (OL)	5/156	Bengals
2015	Ben Heeney (LB)	5/140	Raiders
	JaCorey Shepherd (CB)	6/191	Eagles
	Dexter McDonald (CB)	7/242	Raiders
2018	Dorance Armstrong Jr. (DE)	4/116	Cowboys
2020	Hakeem Adeniji (OL)	6/180	Bengals
2021	Kyron Johnson (LB)	6/181	Eagles

KANSAS VS. AP RANKED OPPONENTS

DATE	RK	OPPONENT	RESULT	SCORE	DATE	RK	OPPONENT	RESULT	SCORE	DATE	RK	OPPONENT	RESULT	SCORE
Nov. 7, 1936	8	NEBRASKA	L	0-26	Sept. 20, 1980	5	PITTSBURGH	L	3-18	Nov. 13, 2004	6	TEXAS	L	23-27
Nov. 6, 1937	6	NEBRASKA	T	13-13	Oct. 11, 1980	10	NEBRASKA	L	0-54	Oct. 1, 2005	13	at Texas Tech	L	17-30
Oct. 21, 1939	3	at Oklahoma	L	27-7	Oct. 18, 1980	19	IOWA STATE	W	28-17	Nov. 12, 2005	2	at Texas	L	14-66
Nov. 25, 1939	10	MISSOURI	L	0-20	Nov. 8, 1980	11	OKLAHOMA	L	19-21	Nov. 26, 2005	25	IOWA STATE (OT)	W	24-21
Nov. 22, 1941	18	MISSOURI	L	6-45	Oct. 31, 1981	12	at Nebraska	L	15-31	Sept. 30, 2006	21	at Nebraska (OT)	L	32-39
Nov. 24, 1945	16	MISSOURI	L	12-33	Oct. 30, 1982	6	NEBRASKA	L	0-52	Oct. 6, 2007	24	at Kansas State	W	30-24
Nov. 9, 1946	16	OKLAHOMA	W	16-13	Sept. 24, 1983	10	at USC	W	26-20	Nov. 24, 2007	4	vs. Missouri (K.C.)	L	28-36
Jan. 1, 1948	13	GEORGIA TECH	L	14-20	Oct. 29, 1983	14	at Oklahoma	L	14-45	Jan. 3, 2008	5	vs. Virginia Tech (Orange Bowl)	W	24-21
Nov. 20, 1948	8	OKLAHOMA	L	7-60	Nov. 12, 1983	1	at Nebraska	L	13-67	Sept. 12, 2008	19	at South Florida	L	34-37
Nov. 11, 1950	3	OKLAHOMA	L	13-33	Nov. 19, 1983	19	MISSOURI	W	37-27	Oct. 18, 2008	4	at Oklahoma	L	31-45
Oct. 18, 1952	6	OKLAHOMA	L	20-42	Sept. 15, 1984	18	FLORIDA STATE	L	16-42	Oct. 25, 2008	8	TEXAS TECH	L	21-63
Sept. 25, 1953	4	at UCLA	L	7-19	Oct. 20, 1984	12	at Okla. State	L	10-47	Nov. 15, 2008	4	TEXAS	L	7-35
Sept. 25, 1954	8	UCLA	L	7-32	Oct. 27, 1984	2	OKLAHOMA	W	28-11	Nov. 29, 2008	12	vs. Missouri (K.C.)	W	40-37
Oct. 16, 1954	1	OKLAHOMA	L	0-65	Nov. 10, 1984	2	NEBRASKA	L	7-41	Oct. 24, 2009	25	OKLAHOMA	L	13-35
Nov. 6, 1954	20	NEBRASKA	L	20-41	Sept. 28, 1985	4	at Fla. State	L	20-24	Nov. 21, 2009	3	at Texas	L	20-51
Oct. 15, 1955	3	at Oklahoma	L	6-44	Oct. 26, 1985	12	OKLA. STATE	L	10-17	Sept. 11, 2010	15	GEORGIA TECH	W	28-25
Oct. 20, 1956	1	OKLAHOMA	L	12-34	Nov. 2, 1985	9	at Oklahoma	L	6-48	Nov. 13, 2010	9	at Nebraska	L	3-20
Sept. 28, 1957	9	OREGON STATE	L	6-34	Nov. 16, 1985	2	at Nebraska	L	6-56	Nov. 20, 2010	12	OKLA. STATE	L	14-48
Oct. 19, 1957	2	at Oklahoma	L	0-47	Nov. 1, 1986	4	OKLAHOMA	L	3-64	Nov. 27, 2010	15	vs. Missouri (K.C.)	L	7-35
Sept. 20, 1958	8	TCU	L	0-42	Nov. 15, 1986	6	NEBRASKA	L	0-70	Oct. 8, 2011	6	at Oklahoma State	L	28-70
Oct. 18, 1958	11	OKLAHOMA	L	0-43	Sept. 12, 1987	4	at Auburn	L	0-49	Oct. 15, 2011	3	OKLAHOMA	L	17-47
Sept. 19, 1959	7	at TCU	L	7-14	Oct. 10, 1987	2	at Nebraska	L	2-54	Oct. 22, 2011	12	KANSAS STATE	L	21-59
Oct. 24, 1959	18	at Oklahoma	L	6-7	Oct. 31, 1987	1	OKLAHOMA	L	10-71	Sept. 15, 2012	16	TCU	L	6-20
Oct. 1, 1960	2	SYRACUSE	L	7-14	Sept. 17, 1988	6	at Auburn	L	7-56	Oct. 6, 2012	7	at Kansas State	L	16-56
Oct. 29, 1960	1	at Iowa	L	7-21	Oct. 8, 1988	9	NEBRASKA	L	10-63	Oct. 20, 2012	10	at Oklahoma	L	7-52
Nov. 19, 1960	1	at Missouri	W	23-7	Oct. 29, 1988	8	at Oklahoma	L	14-63	Nov. 10, 2012	25	at Texas Tech (ZOT)	L	34-41
Oct. 19, 1963	6	at Oklahoma	L	18-21	Nov. 12, 1988	14	at Okla. State	L	24-63	Oct. 5, 2013	20	TEXAS TECH	L	16-54
Nov. 7, 1964	6	at Nebraska	L	7-14	Sept. 30, 1989	16	OKLAHOMA	L	6-45	Oct. 19, 2013	18	OKLAHOMA	L	34-19
Nov. 5, 1966	6	NEBRASKA	L	13-24	Oct. 21, 1989	3	at Colorado	L	17-49	Oct. 26, 2013	6	BAYLOR	L	14-59
Nov. 12, 1966	16	COLORADO	L	18-35	Nov. 11, 1989	6	at Nebraska	L	14-51	Nov. 9, 2013	15	at Oklahoma State	L	6-42
Oct. 14, 1967	8	NEBRASKA	W	10-0	Sept. 1, 1990	15	VIRGINIA	L	10-59	Oct. 11, 2014	16	OKLAHOMA STATE	L	20-27
Nov. 18, 1967	7	at Oklahoma	L	10-14	Sept. 29, 1990	9	at Oklahoma	L	17-31	Nov. 1, 2014	12	at Baylor	L	14-60
Oct. 12, 1968	9	at Nebraska	W	23-13	Oct. 13, 1990	3	at Miami	L	0-34	Nov. 15, 2014	5	TCU	L	30-34
Nov. 23, 1968	13	MISSOURI	W	21-19	Oct. 20, 1990	14	COLORADO	L	10-41	Nov. 22, 2014	23	at Oklahoma	L	7-44
Jan. 1, 1969	3	vs. Penn State (Orange Bowl)	L	14-15	Nov. 10, 1990	13	NEBRASKA	L	9-41	Nov. 29, 2014	11	at Kansas State	L	13-51
Nov. 22, 1969	7	MISSOURI	L	21-69	Oct. 26, 1991	21	at Oklahoma	L	3-41	Oct. 10, 2015	3	BAYLOR	L	7-66
Oct. 17, 1970	5	NEBRASKA	L	20-41	Nov. 9, 1991	11	NEBRASKA	L	23-59	Oct. 24, 2015	14	at Oklahoma State	L	10-58
Oct. 16, 1971	1	at Nebraska	L	0-55	Nov. 16, 1991	16	COLORADO	L	24-30	Oct. 31, 2015	14	OKLAHOMA	L	7-62
Nov. 6, 1971	13	COLORADO	L	14-35	Nov. 9, 1992	7	at Nebraska	L	7-49	Nov. 14, 2015	15	at TCU	L	17-23
Nov. 13, 1971	2	at Oklahoma	L	10-56	Nov. 16, 1992	18	COLORADO	L	18-25	Oct. 15, 2016	11	at Baylor	L	7-49
Sept. 30, 1972	16	FLORIDA STATE	L	22-44	Dec. 25, 1992	25	vs. BYU (Aloha Bowl)	W	23-20	Oct. 29, 2016	16	at Oklahoma	L	3-56
Oct. 21, 1972	5	NEBRASKA	L	0-56	Aug. 28, 1993	1	vs. Florida State (Kickoff Classic, N.J.)	L	0-42	Nov. 5, 2016	14	at West Virginia	L	21-48
Oct. 28, 1972	15	IOWA STATE	L	8-34	Oct. 23, 1993	14	at Oklahoma	L	25-38	Oct. 21, 2017	4	at TCU	L	0-43
Nov. 11, 1972	16	at Colorado	L	8-33	Nov. 6, 1993	6	NEBRASKA	L	20-21	Nov. 18, 2017	3	OKLAHOMA	L	3-41
Nov. 18, 1972	4	OKLAHOMA	L	7-31	Nov. 13, 1993	18	at Colorado	L	14-38	Nov. 25, 2017	18	at Oklahoma State	L	17-58
Oct. 6, 1973	9	at Tennessee	L	27-28	Oct. 6, 1994	19	KANSAS STATE	L	13-21	Sept. 29, 2018	21	OKLAHOMA STATE	L	28-48
Oct. 20, 1973	11	at Nebraska	L	9-10	Nov. 5, 1994	1	at Nebraska	L	17-45	Oct. 6, 2018	8	WEST VIRGINIA	L	22-38
Nov. 17, 1973	3	at Oklahoma	L	20-48	Nov. 12, 1994	7	COLORADO	L	26-51	Nov. 17, 2018	6	at Oklahoma	L	40-55
Nov. 24, 1973	19	MISSOURI	W	14-13	Oct. 7, 1995	4	at Colorado	W	40-24	Oct. 5, 2019	6	OKLAHOMA	L	20-45
Dec. 17, 1973	16	vs. NC State (Liberty Bowl)	L	18-31	Oct. 21, 1995	15	at Oklahoma	W	38-17	Nov. 2, 2019	22	KANSAS STATE	L	10-38
Sept. 21, 1974	17	at Tennessee	L	3-17	Oct. 28, 1995	14	at Kansas State	L	7-41	Nov. 16, 2019	25	at Oklahoma State	L	13-31
Oct. 5, 1974	5	TEXAS A&M	W	28-10	Nov. 11, 1995	1	NEBRASKA	L	3-41	Nov. 30, 2019	9	BAYLOR	L	6-61
Oct. 19, 1974	12	NEBRASKA	L	0-56	Dec. 25, 1995	25	vs. UCLA (Aloha Bowl)	W	51-30	Oct. 3, 2020	17	OKLAHOMA STATE	L	7-47
Nov. 16, 1974	1	OKLAHOMA	L	14-45	Oct. 19, 1996	9	COLORADO	L	7-20	Oct. 24, 2020	24	Kansas State	L	14-55
Oct. 11, 1975	4	at Nebraska	L	0-16	Oct. 26, 1996	5	at Nebraska	L	7-63	Oct. 31, 2020	23	IOWA STATE	L	22-52
Nov. 8, 1975	12	at Oklahoma	W	23-3	Nov. 9, 1996	13	KANSAS STATE	L	12-38	Nov. 7, 2020	19	Oklahoma	L	9-62
Nov. 15, 1975	10	COLORADO	L	21-24	Oct. 25, 1997	1	NEBRASKA	L	0-35	Sept. 17, 2021	17	Coastal Carolina	L	22-49
Nov. 22, 1975	18	MISSOURI	W	42-24	Nov. 8, 1997	11	at Kansas State	L	16-48	Oct. 23, 2021	3	OKLAHOMA	L	23-35
Oct. 16, 1976	6	OKLAHOMA	L	10-28	Sept. 25, 1998	25	at Missouri	L	23-41	Oct. 30, 2021	15	Oklahoma State	L	3-55
Oct. 30, 1976	9	NEBRASKA	L	3-31	Oct. 3, 1998	18	TEXAS A&M	L	21-24	Oct. 8, 2022	17	TCU	L	31-38
Nov. 13, 1976	19	at Colorado	L	17-40	Oct. 17, 1998	8	at Nebraska	L	0-41	Nov. 5, 2022	18	OKLAHOMA STATE	W	37-16
Nov. 20, 1976	19	at Missouri	W	41-14	Oct. 24, 1998	17	COLORADO	W	33-17	Nov. 26, 2022	15	Kansas State	L	27-47
Sept. 10, 1977	9	at Texas A&M	L	14-28	Oct. 31, 1998	4	KANSAS STATE	L	54-6					
Sept. 17, 1977	14	at UCLA	L	7-17	Oct. 16, 1999	13	at Texas A&M	L	17-34					
Sept. 24, 1977	15	WASH. ST.	W	14-12	Oct. 30, 1999	8	NEBRASKA	L	17-24					
Oct. 1, 1977	1	at Oklahoma	L	9-42	Sept. 30, 2000	14	at Oklahoma	L	16-34					
Oct. 15, 1977	3	COLORADO	T	17-17	Oct. 7, 2000	4	KANSAS STATE	L	13-52					
Nov. 12, 1977	12	at Nebraska	L	7-52	Nov. 4, 2000	6	at Nebraska	L	17-56					
Sept. 9, 1978	13	TEXAS A&M	L	10-37	Nov. 11, 2000	19	TEXAS	L	16-51					
Sept. 16, 1978	18	at Washington	L	2-31	Sept. 8, 2001	14	UCLA	L	17-41					
Sept. 23, 1978	8	UCLA	W	28-24	Oct. 13, 2001	3	OKLAHOMA	L	10-38					
Oct. 7, 1978	13	at Colorado	L	7-17	Nov. 3, 2001	2	NEBRASKA	L	7-51					
Oct. 14, 1978	1	OKLAHOMA	L	16-17	Nov. 10, 2001	5	at Texas	L	0-59					
Nov. 4, 1978	4	NEBRASKA	L	21-63	Nov. 2, 2002	14	KANSAS STATE	L	0-64					
Sept. 15, 1979	16	at Pittsburgh	L	0-24	Sept. 27, 2003	23	MISSOURI	W	35-14					
Sept. 22, 1979	11	at Michigan	L	7-28	Nov. 8, 2003	19	NEBRASKA	L	3-34					
Oct. 13, 1979	5	at Nebraska	L	0-42	Oct. 23, 2004	2	at Oklahoma	L	10-41					
Nov. 10, 1979	6	at Oklahoma	L	0-38										

VS. AP RANKED TEAMS

vs. AP Ranked Teams	27-182-2
vs. Top 10	9-95-2
vs. Top 5	5-53-1
vs. No. 1	1-12
at Home	16-89-2
on Road	8-88
Neutral	3-5

KANSAS IN THE POLLS

YEAR	DATE	RK	OPPONENT	RESULT	SCORE
1947	Nov. 22	17	MISSOURI	W	20-14
	Nov. 29	13	at Arizona	W	54-28
	Jan. 1	13	vs. Georgia Tech*	L	14-20
1950	Nov. 11	19	OKLAHOMA	L	13-33
1951	Oct. 6	20	at Colorado	L	27-35
1952	Sept. 20	17	TCU	W	13-0
	Sept. 27	17	SANTA CLARA	W	21-9
	Oct. 4	9	COLORADO	W	21-12
	Oct. 11	9	at Iowa State	W	43-0
	Oct. 18	8	OKLAHOMA	L	20-42
	Oct. 25	15	at SMU	W	26-0
	Nov. 1	9	at Kansas State	W	26-6
	Nov. 8	7	NEBRASKA	L	13-14
	Nov. 15	19	OKLAHOMA STATE	W	12-7
	Nov. 22	18	at Missouri	L	19-20
1960	Sept. 24	7	at Kansas State	W	41-0
	Oct. 1	5	SYRACUSE	L	7-14
	Oct. 8	10	at Iowa State	W	28-14
	Oct. 15	9	OKLAHOMA	T	13-13
	Oct. 22	15	at Oklahoma State	W	14-7
	Oct. 29	19	at Iowa	L	7-21
	Nov. 5	10	NEBRASKA	W	31-0
	Nov. 12	10	COLORADO	W	34-6
	Nov. 19	11	at Missouri	W	23-7
1961	Sept. 23	8	at TCU	L	16-17
	Nov. 25	10	MISSOURI	L	7-10
1968	Sept. 21	12	at Illinois	W	47-7
	Sept. 28	12	INDIANA	W	38-20
	Oct. 5	8	NEW MEXICO	W	68-7
	Oct. 12	6	at Nebraska	W	23-13
	Oct. 19	4	OKLAHOMA STATE	W	49-19
	Oct. 26	3	at Iowa State	W	46-25
	Nov. 2	3	COLORADO	W	27-14
	Nov. 9	3	OKLAHOMA	L	23-27
	Nov. 16	7	at Kansas State	W	38-29
	Nov. 23	7	MISSOURI	W	21-19
	Jan. 1	6	vs. Penn State*	L	14-15
1973	Oct. 13	19	KANSAS STATE	W	25-18
	Oct. 20	18	at Nebraska	L	9-10
	Oct. 27	17	at Iowa State	W	22-20
	Nov. 3	18	OKLAHOMA STATE	T	10-10
	Nov. 10	18	COLORADO	W	17-15
	Nov. 17	20	at Oklahoma	L	20-48
	Nov. 24	17	MISSOURI	W	14-13
	Dec. 17	19	vs. N.C. State*	L	18-31
1974	Oct. 12	19	at Kansas State	W	20-13
	Oct. 19	13	NEBRASKA	L	0-56
1975	Nov. 15	17	COLORADO	L	21-24
	Dec. 26	19	vs. Pittsburgh	L	19-33
1976	Sept. 4	19	at Oregon State	W	28-16
	Sept. 18	13	KENTUCKY	W	37-16
	Oct. 2	9	WISCONSIN	W	34-24
	Oct. 9	8	at Oklahoma State	L	14-21
	Oct. 16	15	OKLAHOMA	L	10-28
1992	Sept. 24	24	CALIFORNIA	L	23-27
	Oct. 17	25	at Iowa State	W	50-47
	Oct. 24	22	OKLAHOMA	W	27-10
	Nov. 2	18	OKLAHOMA STATE	W	26-18
	Nov. 9	13	at Nebraska	L	7-49
	Nov. 16	20	COLORADO	L	18-25
	Nov. 23	22	at Missouri	L	17-22
	Dec. 25	22	vs. BYU*	W	23-20
1995	Oct. 7	24	at Colorado	W	40-24
	Oct. 14	10	IOWA STATE	W	34-7
	Oct. 21	7	at Oklahoma	W	38-17
	Oct. 28	6	at Kansas State	L	7-41
	Nov. 4	11	MISSOURI	W	42-23
	Nov. 11	10	NEBRASKA	L	3-41
	Nov. 18	15	at Oklahoma State	W	22-17
	Dec. 25	11	vs. UCLA*	W	51-30
1996	Aug. 29	25	vs. Ball State	W	35-10
	Sept. 14	24	at TCU	W	52-17
	Sept. 28	20	at Utah	L	42-45
2007	Oct. 7	20	BAYLOR	W	58-10
	Oct. 14	15	at Colorado	W	19-14

YEAR	DATE	RK	OPPONENT	RESULT	SCORE
	Oct. 21	12	at Texas A&M	W	19-11
	Oct. 28	8	NEBRASKA	W	76-39
	Nov. 4	5	at Oklahoma State	W	43-28
	Nov. 11	4	IOWA STATE	W	45-7
	Nov. 18	2	vs. Missouri	L	28-36
	Nov. 25	7	BYE		
	Dec. 2	8	vs. Virginia Tech*	W	24-21
2008	Aug. 30	14	FIU	W	40-10
	Sept. 6	14	LOUISIANA TECH	W	29-0
	Sept. 12	13	at South Florida	L	34-37
	Sept. 20	19	SAM HOUSTON ST.	W	38-14
	Sept. 27	16	BYE		
	Oct. 4	16	at Iowa State	W	35-33
	Oct. 11	16	COLORADO	W	30-14
	Oct. 18	16	at Oklahoma	L	31-45
	Oct. 25	19	TEXAS TECH	L	21-63
2009	Sept. 5	25	NO. COLORADO	W	49-3
	Sept. 12	24	at UTEP	W	34-7
	Sept. 19	22	DUKE	W	44-16
	Sept. 26	20	SO. MISSISSIPPI	W	36-28
	Oct. 3	18	BYE		
	Oct. 10	16	IOWA STATE	W	41-36
	Oct. 17	17	at Colorado	L	30-34
	Oct. 24	24	OKLAHOMA	L	13-35
2022	Oct. 2	19	TCU	L	31-38
	Oct. 12	19	at Oklahoma	L	42-52

*- Denotes a Bowl Game

FINAL RANKINGS

YEAR	RANKING
1947	12 (AP)
1951	20 (UPI)
1960	11 (AP), 19 (UPI)
1961	15 (UPI)
1968	7 (AP), 6 (UPI)
1973	18 (AP), 115 (UPI)
1992	22 (AP), 22 (UPI), 23 (CNN/USA Today)
1995	9 (AP), 10 (UPI), (CNN/USA Today)
2007	7 (AP), 7 (USA Today), 8 (Harris), 8 (BCS)

HOME ATTENDANCE AVERAGE

50,907	2008 (seven games)
50,581	2009 (six games)
46,784	2007 (seven games)
44,850	2010 (seven games)
44,137	2006 (seven games)
43,675	2005 (six games)
43,076	2022 (six games)
42,283	2011 (six games)
42,161	1969 (five games)

COMEBACK VICTORIES

TRAIL	QTR	OPPONENT, YEAR	FINAL
28 (45-17)	4th	Colorado, 2010	52-45
26 (21-47)	3rd	at Iowa State, 1992	50-47
21 (0-21)	3rd	Colorado, 1950	27-21
20 (0-20)	2nd	at Iowa State, 2008	35-33
20 (0-20)	1st	Loyola (Calif.), 1951	34-26
19 (7-26)	2nd	Iowa State, 1953	53-33
15 (0-15)	2nd	at Oklahoma State, 1967	26-15
15 (7-21)	2nd	at West Virginia, 2022	55-42
14 (0-14)	1st	at Oklahoma, 1995	38-17
14 (0-14)	1st	at Missouri, 1989	46-44
14 (7-21)	3rd	at Wyoming, 1963	25-21
14 (0-14)	1st	at Oklahoma State, 1962	36-17
13 (14-27)	4th	Texas Tech, 2019	37-34
13 (0-13)	1st	at Tulsa, 2002	43-33
13 (0-13)	3rd	Missouri, 1973	14-13
13 (0-13)	2nd	at Kansas State, 1956	20-15

COMEBACK TIES

TRAIL	QTR	OPPONENT, YEAR	FINAL
20 (0-20)	2nd	Nebraska, 1920	20-20
13 (0-13)	4th	at Missouri, 1958	13-13

COMEBACKS BY OPPONENT

TRAIL	QTR	OPPONENT, YEAR	FINAL
25 (30-5)	2nd	Texas Tech, 2004	30-31
20 (20-0)	1st	Texas Tech, 2011	34-45
19 (19-0)	4th	at Colorado, 1961	19-20

VICTORY MARGINS

MARGIN	SCORE	OPPONENT	YEAR
83	83-0	Washington (Mo.)	1923
80	86-6	South Dakota State	1947
72	72-0	UAB	1994
62	62-0	Southeastern La.	2007
62	62-0	St. Mary's	1912
61	68-7	New Mexico	1968
56	56-0	Iowa	1897
56	56-0	Midland	1895
55	55-0	Kansas State	1947
55	55-0	Emporia State	1909
52	55-3	Florida International	2007
52	52-0	Ball State	1992
51	57-6	Wichita State	1983

CONFERENCE VICTORY MARGINS

MARGIN	SCORE	OPPONENT	YEAR
55	55-0	Kansas State	1947
48	58-10	Baylor	2007
43	43-0	at Iowa State	1952
41	41-0	Iowa State	1991
41	41-0	at Kansas State	1960
41	55-14	at Oklahoma State	1949
40	47-7	at Kansas State	1950
39	42-3	Colorado	1980

ROAD VICTORY MARGINS

MARGIN	SCORE	OPPONENT	YEAR
48	48-0	at Washington (Mo.)	1924
46	53-7	at California	1961
46	46-0	at Arizona	1949
43	43-0	at Iowa State	1952
42	49-7	at Oregon State	1992
42	42-0	at South Dakota	1900

MARGINS OF DEFEAT

MARGIN	SCORE	OPPONENT	YEAR
70	0-70	Nebraska	1986
65	0-65	Oklahoma	1954
64	0-64	Kansas State	2002
61	10-71	Oklahoma	1987
61	3-64	Oklahoma	1986
61	0-61	Iowa Navy Pre-Flight	1942

BOWL SUMMARIES



1948 ORANGE BOWL

JAN. 1, 1948
MIAMI, FLA.

GEORGIA TECH 20
KANSAS 14

KANSAS	0	7	0	7	14
GEORGIA TECH	0	7	13	0	20

GTU – Patton 24 pass from Still (Bowen kick), 9:53 – 2
 KAN – Evans 12 run (Fambrough kick), 6:30 – 2
 GTU – Queen 16 pass from Still (Bowen kick), 9:08 – 3
 GTU – Patton 4 pass from Still (kick failed), 1:20 – 3
 KAN – Evans 12 pass from Hogan (Fambrough kick), 6:55 – 4

STATISTICS	KU	GT
First Downs	14	9
Rushing Yards	77	75
Passing Yards	158	129
Passes (Att-Comp)	19-10	19-11
Had Intercepted	1	0
Punts & Average	7-34	9-40
Fumbles Lost	1	1
Yards Penalized	37	70

GAME SUMMARY

Trailing 20-14 to Georgia Tech with the final minutes ticking away, Kansas appeared ready to upset the favored Engineers in the 14th annual Orange Bowl, only to have a lost fumble at the two-foot line dash all hopes. Georgia Tech scored first on a 24-yard pass play to take a 7-0 lead in the second quarter. Kansas answered, however, with a 65-yard drive, finished by Ray Evans' 12-yard scoring burst and the extra point by Don Fambrough.

The third quarter proved pivotal, however, as Georgia Tech scored twice to take a 20-7 lead into the final stanza. Finding it difficult to move on the ground, Tech resorted to the air. As a result, Georgia Tech's quarterback Jim Still set an Orange Bowl record for most touchdown passes and best passing percentage, a .769 mark based on 10 completions in 13 attempts.

The Jayhawks, though, were not finished. A long pass from quarterback Bill Hogan to end Bryan Sperry moved the ball to the Georgia Tech 12. Hogan then lobbed a 12-yard scoring pass to Ray Evans. Soon afterwards Dick Monroe of Kansas recovered a Georgia Tech fumble at the Tech 42. Three plays later, Hogan completed a pass to end Otto Schnellbacher, putting the ball at the 26. Evans then sliced off three yards before pitching to Schnellbacher, who was forced out at the 10. Evans bolted nine yards to the one, and it appeared Kansas was ready to upset the Engineers.

But then disaster struck. Quarterback Lynne McNutt, attempting to sneak it in for the game-tying touchdown, lost the ball and the officials ruled that Tech's Rollo Phillips recovered it. Controversy raged as to whether McNutt actually fumbled or Phillips took it away from him amidst the pileup at the goal line.



1961 BLUEBONNET BOWL

DEC. 16, 1961
HOUSTON, TEXAS

KANSAS 33
RICE 7

KANSAS	6	6	13	8	33
RICE	7	0	0	0	7

KAN – Coleman 1 run (kick failed), 5:05 – 1
 RICE – Burrell 5 pass from Kerbow (Blume kick), 0:45 – 1
 KAN – Coleman 1 run (pass failed), 1:16 – 2
 KAN – McClinton 6 run (Barnes kick), 9:02 – 3
 KAN – McFarland 13 run (kick failed), 2:08 – 3
 KAN – McFarland 12 run (Boydston pass from Hadl), 7:40 – 4

STATISTICS	KU	Rice
First Downs	21	11
Rushes & Yards	66-293	27-58
Passing Yards	64	163
Passes (Att-Comp)	10-7	20-11
Had Intercepted	2	0
Punts & Average	3-37	6-31
Fumbles Lost	0	3
Yards Penalized	15	0

KANSAS

Rushing: Hadl 8-25, McFarland 12-60, McClinton 13-37, Coleman 18-107, Jarrett 5-23, Baughman 5-16, Wilson 4-20, Leiker 1-5
 Passing: Hadl 10-7-2, 64
 Receiving: Leiker 2-21, McFarland 1-14, McClinton 1-15, Boydston 1-5, Wilson 1-9, Deer 1-0

RICE

Rushing: Blume 6-26
 Passing: Kerbow 16-10-0, 156

GAME SUMMARY

Sparked by a 41-yard run by quarterback John Hadl out of deep punt formation late in the first half, Kansas swept by Rice, 33-7, to claim the third annual Bluebonnet Bowl. Trailing 7-6 at the time and facing a fourth-and-six situation from the KU 40, Hadl faked the punt and raced 41 yards before being dropped at the Rice 19. Two plays later fullback Ken Coleman crashed over from the one to give the Jayhawks a 12-7 halftime lead.

The Jayhawks controlled the ball in the second half, scoring on drives of 50, 36 and 68 yards, while finishing the day with 76 offensive plays compared to only 47 for Rice. Hadl completed seven of 10 attempts for 64 yards. Coleman, voted the game's Most Outstanding Offensive Performer, finished with 107 yards rushing and two touchdowns.

The Jayhawks scored first with 5:05 remaining in the initial quarter, when Coleman went over from a yard out. It climaxed a 59-yard, nine-play drive. The extra point attempt by Bill Barnes was blocked. Rice answered that score with just 45 seconds left in the first quarter, when quarterback Randy Kerbow completed a five-yard scoring pass to flanker Johnny Burrell. The extra point was good to put the Owls on top for the one and only time. That set the stage for Hadl's heroics and the Kansas domination.



1969 ORANGE BOWL

JAN. 1, 1969
MIAMI, FLA.

PENN STATE 15
KANSAS 14

KANSAS	7	0	0	7	14
PENN STATE	0	7	0	8	15

KAN – Reeves 2 run (Bell kick), 3:05 – 1
 PSU – Pitman 13 run (Garthwaite kick), 11:08 – 2
 KAN – John Riggins 1 run (Bell kick), 12:38 – 4
 PSU – Burkhart 3 run (Campbell run), 0:15 – 4

STATISTICS	KU	PSU
First Downs	16	17
Rushes & Yards	59-76	55-207
Passing Yards	165	154
Passes (Att-Comp)	18-9	23-12
Had Intercepted	1	2
Return Yardage	52	31
Punts & Average	10-38	9-38
Fumbles Lost	0	2
Penalties & Yards	2-10	1-15

KANSAS

Rushing: Riggins 18-47, Shanklin 15-20, Reeves 3-7, Jackson 1-5, Jr. Riggins 2-5, Douglass 20-(-8)
 Passing: Douglass 17-9-4, 165, Shanklin 1-0-0, 0
 Receiving: Mosier 5-77, Shanklin 1-42, Jackson 1-19, McGowan 1-16, Jr. Riggins 1-11

PENN STATE

Rushing: Campbell 18-101
 Passing: Burkhart 23-12-2, 154
 Receiving: Kwalick 6-74


GAME SUMMARY

In the never-to-be-forgotten "Twelfth Man Game," Penn State narrowly defeated Kansas, 15-14, with a second-chance two-point conversion in the waning seconds of the 35th annual Orange Bowl Classic. The Jayhawks thought they had won the game when they broke up Chuck Burkhart's conversion pass following Penn State's frantic touchdown with just 15 seconds remaining. Kansas was penalized, however, for having 12 men on the field, and the Nittany Lions received another chance — this time from only one-and-a-half yards out instead of three. On that attempt Bob Campbell's thrust at the left side of his line produced the winning margin.

Kansas, playing in its third bowl game, scored in the opening quarter when Mike Reeves capped a nine-play, 45-yard drive by ramming over from the two. Pat Hutchens set the drive in motion by intercepting a Burkhart pass.

The Jayhawks took a 14-7 lead early in the fourth quarter, when Donnie Shanklin returned a punt 46 yards to the seven to set up a touchdown by John Riggins. The Jayhawks nursed the lead for nearly 12 minutes, once missing a first down by inches at the Penn State five while driving for what would have been a wrap-up touchdown. The game still appeared to be under control when Kansas kicked to the Nittany Lions at the 50 with 1:16 remaining. But on the next play Burkhart hit Campbell with a 47-yard pass that KU defender Billy Hunt lost in the lights. It took three plays to score from the three, but Burkhart finally got across on a bootleg play around left end to set the stage for the hectic finish.

BOWL SUMMARIES



1973 LIBERTY BOWL

DEC. 17, 1973
MEMPHIS, TENN.

NC STATE 31
KANSAS 18

KANSAS	0	10	0	8	18
NC STATE	7	3	7	14	31

NCSU – Fritz 2 run (Sewell kick), 4:09 – 1
 KAN – Miller 12 pass from Jaynes (Love kick), 14:15 – 2
 NCSU – FG Sewell 33, 4:54 – 2
 KAN – FG Love 28, 0:37 – 2
 NCSU – Fritz 8 run (Sewell kick), 9:20 – 3
 NCSU – Young 12 run (Sewell kick), 4:50 – 4
 NCSU – Henderson 31 INT return (Sewell kick), 4:03 – 4
 KAN – Miller 12 run (Adams pass from Jaynes), 0:34 – 4

STATISTICS	KU	NCST
First Downs	24	17
Rushes & Yards	31-130	56-188
Passing Yardage	218	86
Passes (Att-Comp)	38-24	14-7
Had Intercepted	2	1
Return Yardage	7	44
Punts & Average	2-37	1-38
Fumbles Lost	1	0
Penalties & Yards	4-37	3-35

KANSAS

Rushing: Miller 15-104, Williams 10-26, Jaynes 6-0
 Passing: Jaynes 38-24-2, 218
 Receiving: Adams 8-73, Edwards 4-38, Williams 4-31, Miller 4-19, Hosack 1-20, Saathoff 1-17, Ross 1-14, Smith 1-6

NC STATE

Rushing: Fritts 18-83
 Passing: Shaw 8-5-1, 71
 Receiving: Gargano 4-48

GAME SUMMARY

Playing in a bowl game for the fourth time in its history, Kansas was upset by North Carolina State, 31-18, in the 15th annual Liberty Bowl. The Jayhawks fell after a controversial decision by an official in the third quarter, which was followed by three unanswered N.C. State touchdowns.

The play in question came early in the third quarter with the score tied, 10-10. N.C. State punted to KU's Bruce Adams at the 19. In heavy traffic Adams called for a fair catch, but fell to the ground as the ball glanced off him. N.C. State's Ralph Stringer fell on the ball and the Wolfpack scored two plays later. Adams argued with officials that he was tripped on the fair catch, but the officials refused to change their ruling.

The Wolfpack scored twice more before the Jayhawks' offense responded with a late fourth quarter scoring drive of its own.

David Jaynes, KU's All-American quarterback playing his last game for the Jayhawks, finished the game with 24 completions in 38 attempts for 218 yards. All of those figures represented Liberty Bowl records, and for his efforts Jaynes was named the game's Outstanding Offensive Performer.



1975 SUN BOWL

DEC. 26, 1975
EL PASO, TEXAS

PITTSBURGH 33
KANSAS 19

KANSAS	0	0	7	12	19
PITTSBURGH	7	12	0	14	33

PITT – Walker 60 run (Long kick), 2:11 – 1
 PITT – Dorsett 8 run (kick failed), 14:42 – 2
 PITT – Dorsett 2 run (run failed), 0:26 – 2
 KAN – Smith 55 run (Swift kick), 4:32 – 3
 PITT – Walker 2 run (Long kick), 12:49 – 4
 KAN – Smith 17 run (kick failed), 6:11 – 4
 PITT – Jones 7 pass from Haygood (Long kick), 3:15 – 4
 KAN – Sharp 38 pass from McMichael (run failed), 2:02 – 4

STATISTICS	KU	PITT
First Downs	19	16
Rushes & Yards	67-342	53-372
Passing Yardage	76	60
Passes (Att-Comp)	14-4	13-8
Had Intercepted	1	2
Return Yardage	3	4
Punts & Average	5-37	5-35
Fumbles Lost	2	0
Penalties & Yards	5-25	10-95

KANSAS

Rushing: Smith 16-118, Cromwell 24-99, Banks 13-64, Sharp 3-21, Wright 4-19, McMichael 1-8, Campfield 5-8, McCamy 1-5
 Passing: McMichael 8-4-0, 76, Cromwell 6-0-1, 0
 Receiving: Sharp 1-38, Fender 1-16, McCamy 1-14, Smith 1-8

PITTSBURGH

Rushing: Tony Dorsett 27-142, Elliott Walker 11-123, Robert Haygood 14-101
 Passing: Haygood 13-8-1, 60

GAME SUMMARY

Playing in its fifth bowl game ever and second in three years, Kansas dropped a 33-19 decision to Pittsburgh in the 41st annual Sun Bowl. Behind three 100-plus yard rushing performances by All-American halfback Tony Dorsett (142), fullback Elliott Walker (123) and quarterback Robert Haygood (101), the Panthers built a 19-0 halftime lead and made that lead hold up in the second half to claim the triumph.

The Jayhawks did score first in the second half, giving some hope of a comeback. Halfback Laverne Smith, who finished the day with 118 yards rushing, dazzled the Panther defense with a 55-yard burst up the middle with 4:32 remaining in the third quarter. That made it 19-7, but with 12:49 remaining in the game Walker scored again for Pittsburgh, this time from two yards out, to erase all hopes of a KU comeback.

Smith later added a 17-yard touchdown run, which was followed by a 38-yard scoring pass from quarterback Scott McMichael to halfback Skip Sharp to close out the Kansas scoring. Nearly 4,000 KU faithful made the trip to El Paso to help comprise the record turnout of 30,272.



1981 HALL OF FAME BOWL

DEC. 31, 1981
BIRMINGHAM, ALA.

MISSISSIPPI ST. 10
KANSAS 0

KANSAS	0	0	0	0	0
MISSISSIPPI ST	7	3	0	0	10

MSU – Bond 17 run (Morgan kick), 14:48 – 1
 MSU – Moore 14 FG, 10:55 – 2

STATISTICS	KU	MSU
First Downs	14	12
Rushes & Yards	40-106	53-250
Passing Yardage	171	51
Passes (Att-Comp)	31-15	16-5
Had Intercepted	2	0
Return Yardage	19	35
Punts & Average	9-45	9-44
Fumbles & Lost	1-1	5-1
Penalties & Yards	7-82	10-65

KANSAS

Rushing: Jones 7-20, Taylor 20-61, Smith 7-(-9), Frederick 5-(-35), Green 1-(-2)
 Passing: Smith 22-8-2, 61, Frederick 9-7-0, 110
 Receiving: Taylor 7-41, Bastin 2-20, Capers 2-57, Johnson 3-34, Jones 1-19
 Tackles: McNorton 16, Toburen 10, Foote 7, Wagoner 6

MISSISSIPPI STATE

Rushing: Bond 17-90
 Passing: Bond 16-5-0, 51
 Receiving: Haddix 2-16

GAME SUMMARY

It will be remembered by Jayhawk fans as the 12-second game. Playing in its first postseason game in six years, Kansas players, coaches and fans watched as a nightmare unfolded before their eyes. KU's Darren Green took the opening kickoff and returned it 15 yards before colliding with a teammate. The result was a turnover and Mississippi State's ball on the KU 17. On the ensuing play, MSU quarterback John Bond rolled right on an option play, turned up field and went unscathed into the end zone for the first and last TD of the day. A mere dozen ticks of the clock had gone by and already KU was trailing, 7-0.

Following the quick score the Jayhawk defense stiffened, however, allowing just a field goal for the remainder of the game.

The offense was a different story. The Jayhawks' only real scoring threat was nullified by a strange penalty. With a little under five minutes left in the game, KU's Bucky Scribner punted from deep in KU territory; the Bulldogs' Cookie Jackson fumbled and Kansas recovered on the MSU 22. However, a flag had been thrown; the Jayhawks were called for clipping. Rather than moving the ball back 15 yards to the Bulldog 37, the officials decided the clip had occurred during the punt, and assessed the penalty from the line of scrimmage. Kansas had to punt again from its own 11.

BOWL SUMMARIES



1992 ALOHA BOWL

DEC. 25, 1992
HONOLULU, HAWAII

KANSAS 23
BYU 20

KANSAS	9	3	0	11	23
BYU	7	7	6	0	20

BYU – Heimuli 94 kickoff return (Lauder kick)
 KAN – Harris 74 pass from Gay (Eichloff kick)
 KAN – Safety, Willis tackled in the end zone
 BYU – Willis 29 run (Lauder kick)
 KAN – FG Eichloff 42
 BYU – Sterling 10 pass from Young (conversion failed)
 KAN – Hilleary 1 run (Hilleary run)
 KAN – FG Eichloff 48

STATISTICS	KU	BYU
First Downs	18	19
Rushes & Yards	49-172	32-142
Passing Yardage	200	262
Passes (Att-Comp)	12-24	15-31
Had Intercepted	0	1
Return Yardage	12	18
Punts & Average	8-48.3	4-48.3
Fumbles & Lost	0-0	1-0
Penalties & Yards	7-55	7-73

KANSAS
 Rushing: Douglas 18-68, White 8-37, Levine 6-26, Hilleary 14-23, Cozzens 2-12, Powell 1-6
 Passing: Hilleary 23-11-0, 126, Gay 1-1-0, 74
 Receiving: R. Harris 4-142, Licursi 3-17, White 2-15, Fette 1-16, Powell 1-6, Cozzens 1-4

BYU
 Rushing: Willis 11-52
 Passing: Young 31-15-1, 262
 Receiving: Daman 4-99

GAME SUMMARY

Playing in its first bowl game in 11 years, Kansas surrendered a kickoff return touchdown to Brigham Young on the first play of the game. Just two plays later, KU answered right back as receiver Matt Gay caught a lateral from quarterback Chip Hilleary and then hit a wide-open Rodney Harris for a 74-yard touchdown pass.

KU defensive lineman Chris Maumalanga tackled BYU's Jamal Willis for a safety and a 9-7 lead. The Kansas defensive line had a strong day as senior Dana Stubblefield led the Jayhawks with three sacks, three hurries and one tackle for loss. For his efforts, Stubblefield was named the game's Most Valuable Player.

Willis soon gained revenge with a 29-yard touchdown romp with 10:16 left to play in the half. Following his score, BYU led, 14-9, but Jayhawk kicker Dan Eichloff hammered a 41-yard field goal that capped the first-half scoring at 14-12.

BYU carried a 20-12 lead into the final quarter. Hilleary then scored on a one-yard run and capped it with a two-point conversion that tied the game at 20. On the following drive, the Jayhawk defense stopped the Cougars on three straight plays and BYU was forced to punt. Hilleary then led the Jayhawks on a drive that lasted nearly seven minutes and resulted in Eichloff's 48-yard field goal, giving Kansas the lead.

BYU mounted a drive late in the game, but senior safety Charley Bowen secured the Jayhawks' first bowl win in 31 years by picking off Young's pass at the Kansas 29-yard line with 2:11 to play.



1995 ALOHA BOWL

DEC. 25, 1995
HONOLULU, HAWAII

KANSAS 51
UCLA 30

KANSAS	7	10	20	14	51
UCLA	0	0	7	23	30

KAN – Moore 9 pass from Williams (McCord kick), 9:36 – 1
 KAN – Henley 49 run (McCord kick), 13:33 – 2
 KAN – FG McCord, 1:29 – 2
 KAN – Henley 2 run, 11:17 – 3
 UCLA – Melsby 8 pass from McNow (Merten kick), 7:40 – 3
 KAN – Byrd 77 pass from Williams (McCord kick), 6:35 – 3
 KAN – Carter 27 pass from Williams (McCord kick), 3:14 – 3
 UCLA – Jordan 8 pass from McNow (Merten kick), 13:44 – 4
 UCLA – Abdul-Jabbar 5 run (Melsby from Merten), 12:43 – 4
 KAN – Williams 6 run (McCord kick), 4:30 – 4
 UCLA – Melsby 7 pass from McNow (run Jabbar), 3:07 – 4
 KAN – Vann 67 run (McCord kick), 2:05 – 4

STATISTICS	KU	UCLA
First Downs	21	21
Rushes & Yards	43-277	45-286
Passing Yardage	292	136
Passes (Att-Comp)	28-19	38-15
Had Intercepted	1	0
Return Yardage	05	170
Punts & Average	2-48.0	4-44.8
Fumbles & Lost	0-0	1-1
Penalties & Yards	4-32	6-37

KANSAS
 Rushing: Henley 13-107, Vann 5-78, Williams 11-48, Levine 11-22, A. Smith 2-4, Galbreath 1(-3)
 Passing: Williams 27-18-1, 288, Rutz 1-1-0, 4
 Receiving: Byrd 4-116, Henley 3-41, A. Smith 3-22, Moore 2-19, Carter 2-32, Friday 2-32, Foy 1-4, Vann 1-7, Levine 1-9

UCLA
 Rushing: Abdul-Jabbar 26-157
 Passing: McNow 34-13-3, 121
 Receiving: Helseby 5-35

GAME SUMMARY

Preparing for its second bowl game in four seasons and its eighth in school history, the Jayhawks set several bowl records in running over the favored UCLA Bruins to win their second-straight postseason game.

Kansas struck first and often in taking a 17-0 lead into halftime. Senior quarterback Mark Williams capped an 11-play, 72-yard drive with a nine-yard pass to tight end Jim Moore for the touchdown. On its first drive of the second quarter junior running back June Henley outran the Bruin defenders for a touchdown. Henley carried the ball 13 times for 107 yards on the afternoon. Jeff McCord booted a 27-yard field goal late in the second quarter to give the Jayhawks a 17-0 lead at halftime.

In the third quarter KU's Ashaundai Smith returned a punt 43 yards and five plays later Williams found Andre Carter open in the left corner of the end zone for a score. Carter's first career TD gave Kansas a 37-7 lead late in the third quarter.

Williams finished the day 18-for-27 passing for 288 yards and three touchdowns. He also had 11 carries for 48 yards, including a fourth-quarter touchdown run. Following the game he was named Kansas' Most Valuable Player of the game. When the final gun sounded, the Jayhawks had set a bowl record for most points scored by a team with their 51-30 victory.



2003 MAZDA TANGERINE BOWL

DEC. 22, 2003
ORLANDO, FLA.

NC STATE 56
KANSAS 26

KANSAS	7	3	10	6	26
NC STATE	21	7	14	14	56

NCSU – Washington 45 pass from Rivers (Kiker kick), 13:58 – 1
 KU – Gordon 23 pass from Whittemore (Brooks kick), 10:41 – 1
 NCSU – Washington 14 pass from Rivers (Kiker kick), 8:43 – 1
 NCSU – McClendon 1 run (Kiker kick), 1:23 – 1
 KU – Brooks 28 yard field goal, 4:01 – 2
 NCSU – McClendon 3 pass from Rivers (Kiker kick), :45 – 2
 KU – Green 11 pass from Whittemore (Brooks kick), 10:45 – 3
 NCSU – Clark 40 pass from Rivers (Kiker kick), 7:24 – 3
 NCSU – Davis 10 run (Kiker kick), 6:03 – 3
 KU – Beck 39 yard field goal, 3:42 – 3
 KU – Whittemore 9 run (Whittemore pass failed) 14:18 – 4
 NCSU – Cotchery 21 pass from Rivers (Kiker kick), 12:57 – 4
 NCSU – McClendon 26 run (Kiker kick), 10:06 – 4

STATISTICS	KU	NCST
First Downs	28	34
Rushes & Yards	40-220	22-172
Passing Yardage	243	481
Passes (Att-Comp)	42-20	46-38
Had Intercepted	2	0
Return Yardage	86	0
Punts & Average	4-30.8	1-53.0
Fumbles & Lost	0-0	0-0
Penalties & Yards	9-75	9-86

KANSAS
 Rushing: Green 14-87, Whittemore 17-84, Gordon 3-36, Simmons 1-9, Randle 5-4
 Passing: Whittemore 20-41-2, 243, Green 0-1-0, 0
 Receiving: Rideau 9-109, Gordon 4-73, Green 3-30, M. Johnson 2-21, Anderson 1-12, Simmons 1(-2)

NC STATE
 Rushing: McClendon 7-72
 Passing: Rivers 37-45-0, 475
 Receiving: Cotchery 13-171

GAME SUMMARY

Kansas, playing in its first bowl game since 1995, fell to the North Carolina State Wolfpack, 56-26, in the Mazda Tangerine Bowl in Orlando, Fla.

N.C. State opened the scoring with a three-play, 64-yard drive which took just 1:02, capped by a 45-yard touchdown pass from Tangerine Bowl MVP Philip Rivers to Richard Washington.


The Jayhawks answered with 10:41 left in the first quarter, as senior quarterback Bill Whittemore found freshman wide receiver Charles Gordon in the end zone on a 23-yard pass play.

KU scored again with 4:01 remaining in the half, capping off a 10-play, 66-yard drive with a 28-yard field goal by Jerod Brooks to make the score 21-10. But NCSU closed out the first-half scoring with a three-yard touchdown pass from Rivers to McClendon to make the score 28-10 at the break.

The Jayhawks opened the scoring in the second half, marching down the field on a nine-play, 79-yard drive that culminated with an 11-yard touchdown pass from Whittemore to sophomore running back Clark Green. N.C. State answered right back with two straight scores to take a 42-17 lead.

A nine-yard Whittemore rush for a score made the score 42-26 with 14:18 left in the game. But that's as close as KU would get. Brandon Rideau led the Jayhawk receivers with a KU-bowl record nine catches for 109 yards.

BOWL SUMMARIES



2005 FORT WORTH BOWL

DEC. 23, 2005
FORT WORTH, TEXAS


KANSAS 42
HOUSTON 13



2008 FEDEX ORANGE BOWL

JAN. 3, 2008
MIAMI, FLA.

KANSAS 24
VIRGINIA TECH 21



2008 INSIGHT BOWL

DEC. 31, 2008
TEMPE, ARIZ.

KANSAS 42
MINNESOTA 21

KANSAS	7	7	14	14	42
HOUSTON	0	10	3	0	13

KU – Murph 85 punt return (Webb kick), 10:26 – 1
UH – Bell 32 yard field goal, 14:22 – 2
KU – Cornish 13 pass from Swanson (Webb kick), 12:49 – 2
UH – Kolb 1 run (Bell kick), 00:57 – 2
KU – Cornish 30 pass from Swanson (Webb kick), 12:43 – 3
UH – Lawrence 44 yard field goal, 8:29 – 3
KU – Simmons 32 pass from Swanson (Webb kick), 4:57 – 3
KU – Keith 14 int return (Webb kick), 12:23 – 4
KU – Murph 48 pass from Swanson (Webb kick), 9:08 – 4

STATISTICS	KU	UH
First Downs	29	15
Rushes & Yards	39-198	24-30
Passing Yardage	340	214
Passes (Att-Comp)	32-21	44-20
Had Intercepted	0	3
Return Yardage	45	0
Punts & Average	2-43.0	7-44.9
Fumbles & Lost	1-1	1-0
Penalties & Yards	14-138	4-54

KANSAS

Rushing: Cornish 16-101, McAnderson 7-41, Swanson 7-33, C. Green 9-23
Passing: Swanson 29-19-0, 307, Luke 3-2-0, 33
Receiving: Gordon 6-86, Simmons 5-77, Murph 4-78, Cornish 2-43, Henry 2-33, Fine 2-23

HOUSTON

Rushing: Battle 3-8
Passing: Kolb 43-20-3, 214
Receiving: Avery 5-71

GAME SUMMARY

Kansas closed out the 2005 season with a 42-13 victory over Houston in the Fort Worth Bowl at Amon G. Carter Stadium. The win gave the Jayhawks their first bowl victory since the 1995 Aloha Bowl and the most wins (seven) in a decade.

Junior Brian Murph put Kansas on the board early when he returned a Houston punt 85 yards for a touchdown.

Houston scored its first points of the game in the second quarter when freshman Ben Bell kicked a 32-yard field goal. Kansas made it 14-3 on the ensuing possession with a five-play, 60-yard drive that resulted in a 13-yard touchdown shovel pass from senior Jason Swanson to junior Jon Cornish.

The Cougars capped a 42-yard, seven-play drive with a touchdown when junior Kevin Kolb scored on a one-yard keeper with 57 seconds remaining in the half. KU headed into the break leading 14-10.

The KU defense struck early in the second half when senior Theo Baines intercepted a Kolb pass and ran it 16 yards to KU's 30-yard line. Two plays later, Cornish took another shovel pass from Swanson 30 yards for his second touchdown of the day making it 21-10 in favor of the Jayhawks.

On KU's next possession, Swanson connected with senior Mark Simmons on a 32-yard pass to cap an 80-yard, 3:32 scoring drive. The touchdown gave KU a 28-13 lead with 4:57 left in the third quarter.

KU pulled away scoring twice following interceptions by Charlton Keith and Baines.

Swanson threw for four touchdowns and had 19 completions on 29 attempts for 307 yards and was named KU's 2005 Fort Worth Bowl Most Valuable Player.

KANSAS	7	10	0	7	24
VIRGINIA TECH	0	7	7	7	21

KU – 1st (5:15) – Talib, 60 interception return (Webb kick)
KU – 2nd (12:00) – Webb, 32 FG
KU – 2nd (7:03) – Henry, 13 pass from Reesing (Webb kick)
VT – 2nd (1:24) – Ore, 1 run (Dunlevy kick)
VT – 3rd (11:35) – Harper, 84 punt return (Dunlevy kick)
KU – 4th (10:57) – Reesing, 2 run (Webb kick)
VT – 4th (3:00) – Harper, 20 pass (Dunlevy kick)

STATISTICS	KU	VT
First Downs	19	20
Rushes & Yards	36-95	42-135
Passing Yardage	249	171
Passes (Att-Comp)	38-21	31-14
Had Intercepted	1	3
Return Yardage	4-64	7-222
Punts & Average	5-50.0	5-38.6
Fumbles & Lost	1-0	0-0
Penalties & Yards	5-70	4-27

KANSAS

Rushing: McAnderson 15-75, Sharp 9-33, Team 1(-1), Reesing 10(-6), Talib 1(-6)
Passing: Reesing 37-20-1, 227
Receiving: Fields 7-101, Sharp 4-30, Meier 2-24, Briscoe 2-20, Henry 2-20, Fine 2-14, Brown 1-22, McAnderson 1-18
Interceptions: Talib 1-60, Thornton 1-30, Harris 1-0

VIRGINIA TECH

Rushing: Ore 23-116
Passing: Glennon 28-13-2, 160
Receiving: Harper 4-64

GAME SUMMARY

Playing in its first BCS game, No. 8 Kansas earned a 24-21 victory over No. 3 Virginia Tech in the 2008 Orange Bowl championship. Sophomore QB Todd Reesing threw a touchdown pass and ran for another, while Orange Bowl MVP Aqib Talib returned an interception 60 yards for a TD to lead KU.

The Jayhawk defense and special teams were the story of the game. The Jayhawks matched a KU bowl game record with three INTs, while five different Jayhawks collected quarterback sacks. Of the three interceptions, none was bigger than Talib's first-quarter pick that gave Kansas a 7-0 advantage.

With 12 minutes remaining in the first half, senior place kicker Scott Webb stretched KU's lead to 10-0 with a 32-yard field goal, capitalizing on a Chris Harris interception.

KU increased its lead to 17-0 when Reesing led the Jayhawks on a 10-play, 59-yard drive that he culminated with a 13-yard strike to Marcus Henry. Virginia Tech answered that touchdown with a one-yard plunge by Brandon Ore with 1:24 to go in the half.

The Hokies cut the lead to 17-14 on an 86-yard punt return by Justin Harper early in the second half. Tech threatened again in the third quarter, but KU held onto its lead when junior Joe Mortensen blocked a 25-yard field goal attempt with 6:41 to go in the quarter.

Following a Justin Thornton pick-off deep in Tech territory, Reesing stretched the KU lead to 24-14 with a two-yard bootleg run.

But Virginia Tech was not done. With 5:51 to go, the Hokies held Kansas on a fourth-down try from the Tech 23. They then marched the ball 77 yards on 14 plays, drawing to within three with three minutes remaining. The Hokies tried an onside kick, but KU's Raimond Pendleton recovered the ball. From there, the Jayhawks ran out the clock.

KANSAS	14	14	7	7	42
MINNESOTA	14	0	0	7	21

KU – 1st (14:49) - Briscoe, 80 pass from Reesing (Branstetter kick)
UM – 1st (13:18) - Hoese, 1 run (Monroe kick)
UM – 1st (4:48) - Hoese, 2 run (Monroe kick)
KU – 1st (0:12) - Meier, 4 pass from Reesing (Branstetter kick)
KU – 2nd (8:49) - Briscoe, 6 pass from Reesing (Branstetter kick)
KU – 2nd (1:07) - Wilson, 4 pass from Reesing (Branstetter kick)
KU – 3rd (8:035) - Briscoe, 32 pass from Meier (Branstetter kick)
UM – 4th (13:01) - Decker, 6 pass from Weber (Monroe kick)
KU – 4th (1:33) - Sharp, 2 run (Branstetter kick)

STATISTICS	KU	UM
First Downs	26	20
Rushes & Yards	29-101	38-80
Passing Yards	345	251
Passes (Att-Comp)	28-36	20-35
Had Intercepted	1	0
Return Yardage	9-470	5-254
Punts & Average	4-47.5	5-41.0
Fumbles & Lost	0-0	1-1
Penalties & Yards	4-33	7-41

KANSAS

Rushing: Sharp 16-64, Reesing 12-38
Passing: Reesing 27-35-1, 313, Meier 1-1-0, 32
Receiving: Briscoe 14-201, Meier 10-113, Wilson 2-17, Biere 1-9, Fields 1-5

MINNESOTA

Rushing: Weber 12-31
Passing: Weber 19-34-0, 176
Receiving: Decker 8-149

GAME SUMMARY

Todd Reesing completed 27-of-35 passes for 313 yards and four touchdowns, while Dezmon Briscoe set Insight Bowl records for receptions (14) and TD catches (three), to lead the Jayhawks to a 42-21 victory over Minnesota in the 20th Insight Bowl. The win gave the Jayhawks their third-straight bowl.

On defense KU's trio of senior linebackers shined. Mike Rivera matched a career high with 14 tackles, while Joe Mortensen also tied his career best with 13 stops. James Holt added eight tackles, with four for loss, including three sacks.

Briscoe was named the game's offensive MVP, while Holt was tabbed the game's top defender.


Kansas struck first, scoring on a 60-yard pass play from Reesing to Briscoe on the game's opening play from scrimmage. Minnesota responded on its first possession, however, converting on a 75-yard pass on their opening play to set up a quick score.

Trailing 14-7, in the first quarter, Kansas scored the game's next 28 points to take a 35-14 lead in the third period.

The Jayhawks scored on four of their first five possessions while shutting Minnesota down after the Gophers scored the first two times they had the ball. Reesing was nearly flawless in the first half, throwing four touchdown passes and at one point completing a school-record 14 straight passes. He finished the first 30 minutes hitting 19-of-23 passes for 221 yards and the four scores.

KU scored in the third quarter on a 32-yard pass from Meier to Briscoe and then closed out the game's scoring with a two-yard rushing TD from Jake Sharp.

BOWL SUMMARIES



2022 LIBERTY BOWL

DEC. 28, 2022
MEMPHIS, TENN.

ARKANSAS 55
KANSAS 53



KANSAS	7	6	7	18	7	8	0	53
ARKANSAS	24	7	7	0	7	8	0	55

- ARK - Little 37 yard field goal, 11:12 - 1
- KU - Thomas 29 pass from Daniels, 8:40 - 1
- ARK - Landers 59 pass from Jefferson, 6:05 - 1
- ARK - Washington 17 pass from Jefferson, 5:57 - 1
- ARK - Jefferson 3 run (Little kick), 00:23 - 1
- ARK - Green 20 run (Little kick), 5:02 - 2
- KU - Fairchild 24 pass from Daniels, 1:18 - 2
- ARK - Dubinion 2 run (Little kick), 8:43 - 3
- KU - Thomas 2 run (Piepergerdes kick), 3:15 - 3
- KU - Piepergerdes 36 yard field goal, 14:07 - 4
- KU - Emilien 10 pass from Daniels, 1:05 - 4
- KU - Grimm 21 pass from Daniels, 00:41 - 4
- KU - Casey 2 pass from Daniels, 00:00 - OT 1
- ARK - Dubinion 6 run (Little kick), 00:00 - OT 1
- ARK - Jefferson 20 run (Wilson pass from Jefferson), 00:00 - OT 2
- KU - Daniels 2 run (Casey pass from Daniels), 00:00 - OT 2
- ARK - Dubinion oass from Jefferson - FINAL

STATISTICS	KU	ARK
First Downs	31	29
Rushes & Yards	34-59	52-394
Passing Yardage	544	287
Passes (Att-Comp)	56-37	29-19
Had Intercepted	2	1
Return Yardage	7	58
Punts & Average	5-41.2	6-37.0
Fumbles & Lost	3-1	1-1
Penalties & Yards	4-34	7-61

KANSAS
Rushing: Neal 9-29, Daniels 14-21, Thomas 10-11
Passing: Daniels 55-37-2, 544, Bean 1-0-0, 0
Receiving: Grimm 10-167, Arnold 8-119, Fairchild 6-80, Locklin 3-50, Thomas 2-35, Neal 2-23, Casey 2-6, Terry 1-30, Scott 1-20, Emilien 1-10, Skinner 1-4

ARKANSAS
Rushing: Jefferson 14-130
Passing: Jefferson 29-19-1, 287
Receiving: Avery 4-30

Kansas came back from a 25-point deficit to force overtime in the 64th AutoZone Liberty Bowl, but came up short in three overtimes, falling 55-53 to Arkansas in a thriller.

Kansas quarterback Jalon Daniels set a plethora of single-game and KU bowl records, leading the Jayhawks back from a 25-point deficit to force overtime. Kansas scored the last 25 points of regulation, including an 18-0 advantage in the fourth quarter to force overtime after trailing 38-13 with 8:43 to play in the third quarter. The Jayhawks forced a turnover, recovered an onside kick and scored two touchdowns in the final 1:05 to tie the game at 38-all.

Daniels, who became the first Kansas quarterback to ever top the 500-yard mark, set the Kansas single-game school record for passing yards (544) and yards of total offense (565), setting new AutoZone Liberty Bowl records for both as well. Daniels also set the Liberty Bowl record for touchdown passes with five, which is a KU bowl record and matches the second-most in school history for a single game. Daniels finished the game 37-for-55 for 544 yards and five touchdowns while adding 21 yards and a touchdown on 14 rushing attempts.

Daniels was named KU's Outstanding Offensive Player, while OJ Burroughs, with eight tackles and an interception, earned the Outstanding Defensive Player honor.

Arkansas scored midway through the third quarter to go up 38-13, but momentum swung the way of the Jayhawks after that. KU covered 86 yards in just five plays on its next drive, using long receptions from wide receiver Luke Grimm and Mason Fairchild to get into position for running back Ky Thomas to score on a two-yard touchdown run. The touchdown from Thomas, his second score of the game and second rushing touchdown of the season, put the Jayhawks down 38-20 at the end of the third quarter.

Kansas had possession near the Arkansas red zone at the start of the fourth quarter and ended the drive with a 37-yard field goal from Owen Piepergerdes, which made it 38-23 with 14:07 to play. Things appeared bleak for the Jayhawks after they turned it over on downs with 3:52 to play, but the defense came up big with a turnover to again swing momentum. Marvin Grant forced a fumble that was recovered by Cobee Bryant and returned 37 yards, giving the Jayhawks new life with 2:43 to play.

Daniels led the Jayhawks down the field in seven plays and found Douglas Emilien for a 10-yard touchdown to make it 38-30 with 1:05 to play. On the ensuing kickoff, safety Kenny Logan made the onside recovery for the Jayhawks, giving KU a chance to tie the game in the final minute. That's exactly what happened as Daniels again led his team right down the field and scored on a 21-yard touchdown pass to Grimm with 41 seconds to play. Needing a two-point conversion to tie the game, the Jayhawks went for it and Daniels found Lawrence Arnold for the conversion to complete the comeback.

Arkansas had time for five plays, but they only crossed midfield on the final play as time ran out in regulation.

In overtime, Kansas got the ball first and scored on fourth and goal from the two-yard line as Daniels found Jared Casey to give the Jayhawks a 45-38 lead, KU's first lead since 7-3 in the first quarter. Arkansas needed just two plays to tie the game at 45-all, sending the game into a second overtime.

The Razorbacks got the ball first in double overtime and again scored in two plays, taking a 53-45 lead after a successful two-point conversion. Daniels scored on a two-yard touchdown run, setting up for a crucial two-point play to tie the game. On KU's attempt, Daniels again rushed the ball and was stopped short, but Arkansas was flagged for targeting, giving the Jayhawks a second chance. KU made the most of it as Daniels again found Casey in the flat to tie the game at 53-53.

Triple overtime meant two-point attempts only, with Arkansas going first. The Razorbacks were successful on their attempt, while Kansas' fell incomplete to end the Jayhawks longest bowl game in history.

Kansas set new bowl game records for first downs (32), pass attempts (56), pass completions (37), touchdown passes (5), total offense plays (90), and total offense yards (603).

Daniels led the way offensively with a single-game school record 544 passing yards and five passing touchdowns, breaking the previous record of 498 yards by Todd Reesing against Missouri on Nov. 28, 2009. He also set a new single-game school record with 565 yards of total offense, surpassing the mark of 509 set by Mike Norseth against Vanderbilt on Sept. 9, 1985.

Kansas had two receivers over the century mark as Grimm had career-highs of 10 receptions and 167 yards and a touchdown, while Lawrence Arnold had eight receptions for 119 yards. Fairchild, Thomas, Casey and Emilien each had touchdown receptions as 11 different Jayhawks caught a pass from Daniels in the win.

BOWL GAME RECORDS

KANSAS RECORDS FIRST DOWNS

31 vs. Arkansas 2022 Autozone Liberty Bowl

RUSHING ATTEMPTS

67 vs. Pittsburgh 1975 Sun Bowl

RUSHING YARDS

342 vs. Pittsburgh 1975 Sun Bowl

PASS ATTEMPTS

56 vs. Arkansas 2022 Autozone Liberty Bowl

PASS COMPLETIONS

37 vs. Arkansas 2022 Autozone Liberty Bowl

PASS YARDS

544 vs. Arkansas 2022 Autozone Liberty Bowl

TOUCHDOWN PASSES

5 vs. Arkansas 2022 Autozone Liberty Bowl
5 vs. Minnesota 2008 Insight Bowl

TOTAL OFFENSE PLAYS

91 (67 rush, 14 pass) vs. Pittsburgh 1975 Sun Bowl

TOTAL OFFENSE YARDS

603 vs. Arkansas 2022 Autozone Liberty Bowl

TOUCHDOWNS

7 vs. Arkansas 2022 Autozone Liberty Bowl
7 vs. UCLA 1995 Aloha Bowl

POINTS SCORED

53 vs. Arkansas 2022 Autozone Liberty Bowl

COMBINED POINTS

108 vs. Arkansas 2022 Autozone Liberty Bowl

FEWEST POINTS ALLOWED

7 by Rice 1961 Bluebonnet Bowl

INTERCEPTIONS

3 vs. Virginia Tech 2008 Orange Bowl
3 vs. Houston 2005 Fort Worth Bowl

OPPONENT RECORDS FIRST DOWNS

34 by North Carolina State 2003 Tangerine Bowl

FEWEST FIRST DOWNS

9 by Georgia Tech 1948 Orange Bowl

RUSHING ATTEMPTS

56 by North Carolina State 1973 Liberty Bowl

RUSHING YARDS

394 by Arkansas 2022 Autozone Liberty Bowl

FEWEST RUSHING YARDS

30 by Houston 2005 Fort Worth Bowl

PASS ATTEMPTS

46 by North Carolina State 2003 Tangerine Bowl

PASS COMPLETIONS

38 by North Carolina State 2003 Tangerine Bowl

INTERCEPTIONS THROWN

3 by Virginia Tech 2008 Orange Bowl
3 by Houston 2005 Fort Worth Bowl

PASSING YARDS

481 by North Carolina State 2003 Tangerine Bowl

FEWEST PASSING YARDS

60 by Pittsburgh 1975 Sun Bowl

TOUCHDOWN PASSES

5 by North Carolina State 2003 Tangerine Bowl

TOTAL OFFENSE PLAYS

83 by UCLA 1995 Aloha Bowl

TOTAL OFFENSE YARDS

681 by Arkansas 2022 Autozone Liberty Bowl

FEWEST TOTAL OFFENSE YARDS

205 by Georgia Tech 1948 Orange Bowl

TOUCHDOWNS

8 by North Carolina State 2003 Tangerine Bowl

POINTS SCORED

56 by North Carolina State 2003 Tangerine Bowl

FEWEST POINTS SCORED

7 by Rice 1961 Bluebonnet Bowl

INDIVIDUAL RECORDS RUSHING ATTEMPTS

24 by Nolan Cromwell vs. Pittsburgh 1975 Sun Bowl

RUSHING YARDS

118 by Laverne Smith vs. Pittsburgh 1975 Sun Bowl

LONGEST RUN

67 by Eric Vann vs. UCLA 1995 Aloha Bowl

PASS ATTEMPTS

55 by Jalon Daniels vs. Arkansas 2022 Autozone Liberty Bowl

PASS COMPLETIONS

37 by Jalon Daniels vs. Arkansas 2022 Autozone Liberty Bowl

PASSING YARDS

544 by Jalon Daniels vs. Arkansas 2022 Autozone Liberty Bowl

TOUCHDOWN PASSES

5 by Jalon Daniels vs. Arkansas 2022 Autozone Liberty Bowl

CONSECUTIVE PASSES COMPLETED

14 by Todd Reesing vs. Minnesota 2008 Insight Bowl

LONGEST PASS

77 by Mark Williams to Isaac Byrd vs. UCLA 1995 Aloha Bowl

RECEPTIONS

14 by Dezmon Briscoe vs. Minnesota 2008 Insight Bowl

RECEIVING YARDS

201 by Dezmon Briscoe vs. Minnesota 2008 Insight Bowl

TOTAL OFFENSE YARDS

351 by Todd Reesing vs. Minnesota 2008 Insight Bowl

PUNTS

9 by Bucky Scribner vs. Mississippi State 1981 Hall of Fame Bowl

PUNTING YARDS

407 by Bucky Scribner vs. Mississippi State 1981 Hall of Fame Bowl

PUNTING AVERAGE

48.3 by Dan Eichloff vs. Brigham Young 1992 Aloha Bowl

LONGEST PUNT

63 by Bucky Scribner vs. Mississippi State 1981 Hall of Fame Bowl

INTERCEPTIONS

1 by several

INTERCEPTION RETURN

60 by Aqib Talib vs. Virginia Tech 2008 Orange Bowl

PUNT RETURNS

4 by Charles Gordon vs. Houston 2005 Fort Worth Bowl

PUNT RETURN YARDS

85 by Brian Murph vs. Houston 2005 Fort Worth Bowl

LONGEST PUNT RETURN

85 by Brian Murph vs. Houston 2005 Fort Worth Bowl

LONGEST KICKOFF RETURN

54 by Maurice Douglas vs. Brigham Young 1992 Aloha Bowl

FIELD GOALS

2 by Dan Eichloff vs. Brigham Young 1992 Aloha Bowl

LONGEST TOUCHDOWN RUSH

67 by Eric Vann vs. UCLA 1995 Aloha Bowl

LONGEST TOUCHDOWN PASS

77 by Isaac Byrd vs. UCLA 1995 Aloha Bowl

LONGEST FIELD GOAL

48 by Dan Eichloff vs. Brigham Young 1992 Aloha Bowl

MOST POINTS SCORED

18 by Dezmon Briscoe vs. Minnesota 2008 Insight Bowl

KANSAS BOWL BESTS

INDIVIDUAL TOP FIVE RUSHING YARDS

1. 16-118 Laverne Smith vs. Pittsburgh 1975 Sun
2. 13-107 June Henley vs. UCLA 1995 Aloha
3. 18-107 Ken Coleman vs. Rice 1961 Bluebonnet
4. 15-104 Robert Miller vs. NC State 1973 Liberty
5. 16-101 Jon Cornish vs. Houston 2005 Fort Worth

PASSING YARDS

1. 544 (37-of-55) Jalon Daniels vs. Arkansas 2022 Liberty
2. 313 (27-of-35) Todd Reesing vs. Minnesota 2008 Insight
3. 307 (19-of-29) Jason Swanson vs. Houston 2005 Fort Worth
4. 288 (18-of-27) Mark Williams vs. UCLA 1995 Aloha
5. 243 (20-of-44) Bill Whittemore vs. NC State 2003 Tangerine

RECEIVING YARDS

1. 14-201 Dezmon Briscoe vs. Minnesota 2008 Insight
2. 10-167 Luke Grimm vs. Arkansas 2022 Liberty
3. 4-142 Rodney Harris vs. Brigham Young 1992 Aloha
4. 4-116 Isaac Byrd vs. UCLA 1995 Aloha
5. 10-113 Kerry Meier vs. Minnesota 2008 Insight

TEAM TOP FIVE RUSHING OFFENSE

1. 342 vs. Pittsburgh 1975 Sun
2. 293 vs. Rice 1961 Bluebonnet
3. 277 vs. UCLA 1995 Aloha
4. 220 vs. NC State 2003 Tangerine
5. 198 vs. Houston 2005 Fort Worth

PASSING OFFENSE

1. 544 vs. Arkansas 2022 Liberty
2. 345 vs. Minnesota 2008 Insight
3. 340 vs. Houston 2005 Fort Worth
4. 292 vs. UCLA 1995 Aloha
5. 249 vs. Virginia Tech 2008 Orange

TOTAL OFFENSE

1. 603 vs. Arkansas 2022 Liberty
2. 569 vs. UCLA 1995 Aloha
3. 538 vs. Houston 2005 Fort Worth
4. 463 vs. NC State 2003 Tangerine
5. 446 vs. Minnesota 2008 Insight

RUSHING DEFENSE

1. 30 vs. Houston 2005 Fort Worth
2. 58 vs. Rice 1961 Bluebonnet
3. 75 vs. Georgia Tech 1948 Orange
4. 135 vs. Virginia Tech 2008 Orange
5. 142 vs. Brigham Young 1992 Aloha

PASSING DEFENSE

1. 51 vs. Mississippi State 1981 Hall of Fame
2. 60 vs. Pittsburgh 1975 Sun
3. 86 vs. NC State 1973 Liberty
4. 129 vs. Georgia Tech 1948 Orange
5. 136 vs. UCLA 1995 Aloha

TOTAL DEFENSE

1. 204 vs. Georgia Tech 1948 Orange
2. 221 vs. Rice 1961 Bluebonnet
3. 244 vs. Houston 2005 Fort Worth
4. 274 vs. NC State 1973 Liberty
5. 301 vs. Mississippi State 1981 Hall of Fame

ALL-TIME LETTERMEN

A

Abdul-Rahim, Muhammad	DB	1998-99
Abernethy, Richard	LB	1965-66, 68
Ackerman, Carl	G/T	1902-04
Adams, Gary	S	1970-72
Adams, James (Bruce)	FL	1972-74
Adams, Kenneth	QB	1942
Adams, Terry	DE	1973
Adeniji, Hakeem (Capt.)	OL	2016-19
Admirer, Dylan	OL	2012
Agee, John	T	1943
Agostinho, Keba	DE	2010-13
Ahlborn, Karl	G	1905
Ahrens, Henry	T/C	1940
Aikins, David	E/C	1968-69
Akers, John	E	1927
Albert, Duane	S	1975
Aldridge, Tywanne	DB	1998
Alexander, Carky	LB/DE	1980, 82-83
Alexander, Jay	QB	1998
Alexander, Marky	LB/DE	1980, 82-83
Alford, Joseph	HB	1902-03
Algee, John	FB	1977-78
Algie, John	E	1899-1900, 1902
Allen, Greg	CB/S	2014-16
Allen, Harry	G	1902-03
Allen, Jay	OL	1985-87
Allen, Larry	E	1960-61
Allen, Michael	DB	1995-98
Allen, Mongo	LB	1988
Allen, Rodney	DL	2005-06
Allen, Tabor	K	2021-22
Allen, Tim	DT	2002-05
Allen, William	E	1960
Allison, Ellis	FB	1920
Allison, Mark	OL	1992-94
Allison, William	FB	1953
Allphin, Clyde	T	1900-02
Alspaugh, Richard	DE	2008
Altman, Harlan	QB	1941-42
Amadi, Donnie	DB	2002-05
Amadi, Ronnie	DB	2002-05
Amberg, John (Capt.)	FB	1948-50
Amerine, Randall	DT	1982
Amerine, Richard	QB	1937-39
Amison, Willie	WB	1969-70
Ammons, Earl (Capt.)	E	1909-11
Andalkiewicz, Tom	LB	1976
Anderson, Ferrel	T/HB	1936-38
Anderson, Jeff	TE	1983-84, 86
Anderson, John	FB	1952-54
Anderson, Kayl	LS	2006-09
Anderson, Lyonel	TE	2003-04
Anderson, Marcus	DL	2007
Anderson, Robert	QB	1924-26
Anderson, Thomas	HB/DB	1966-68
Anderson, William	QB	1923-24
Andrews, Michael	G	1938
Angney, Urbin	QB	1905-07
Ansel, Curtis	P	2001-03
Aqi, Mazin	DE	2017
Arbanas, Mike	LB	1980, 82-83
Arceo, Rameses	OL	2007
Ard, Gary	FL	1967
Armour, Charles	T	1894-96
Armstrong Jr., Dorance	DE	2015-17
Armstrong, Hugh	G	1951-53
Arndt, Luke	CB	2005
Arnick, Courtney	LB	2013-16
Arnold, Jelani	DL	2019, 22
Arnold, Lawrence	WR	2020-22
Arnold, William	HB/E	1938-39
Ash, Edmun	QB/HB	1927-29
Ash, Kellen	DT	2016-17
Ashley, Jermial	DE	2004-05
Atkeson, George	T/G	1929-30, 32
Atkins, Renwick	T	1980, 82-83
Atkinson, Alan	OLB	1998-2001
Atkinson, Ryan	DT	2000-01
Aungst, Donald	G	1952-53
Avery, Corey	RB	2014
Avery, Eldridge	DL	1983, 85-87
Avery, Herbert	T	1895, 97-99
Avery, Hubert (Capt.)	FB/T	1898-99

B

Bacheyie, Tang	RB/S	2005-08
Bachmann, Sid	DT	2002-03
Bacon, Richard	FB	1964-66
Bailey, Hassan	DB	1989-92
Bailey, Loyce	TB	1964
Baine, William	DE	1896
Baines, Theo	DB	2004-05
Baird, Alfred	LB	1903
Baird, Elvin	LB	1972-74
Baird, Spencer	T/G	1910-11
Bakare, Tunde	LB	2011-12
Baker, Arthur	T	1931-32
Baker, Harold	E	1924-26
Baker, Hoyt	RB	1942, 46-47

Baker, James	G	1973
Baker, Jerald	FB	1955-57
Baker, John	TE	1986-89
Balagna, Dennis	DL	1975-76
Baldrige, Charles		1890-91
Bales, Wilfred	T	1959
Ball, Brad	P	1989
Ball, Thomas	DB	1967-68
Ballard, Greg	WR	1993
Banks, Alexander	E	1943
Banks, Chris	OL	1992-94
Banks, D'Andre	OL	2015-16
Banks, Norris	FB	1975-77
Banta, Philip	E	1918
Barbel, Shakiem	WR	2015-16
Barcus, William	T	1935
Barfield, Isiah	CB	2008-11
Barker, Tony	LB	1987-88
Barmann, Adam	QB	2003-06
Barnes, Leslie	DE	1974, 76
Barnes, Ray	HB	1957
Barnes, Wallace	T/G	1961-62
Barnett, Jerry	T	1964-66
Barrens, Melvin	QB	1974
Barrington, Donald	FB/T	1943-44
Barrow, Carlos	LB	1985
Barrow, Robert	TB	1977-79
Bartolotta, Nick	K	2015
Basham, Elvin	G	1959-61
Bastler, Philip	QB/T	1969-71
Bastin, Russell (Capt.)	WR	1978, 80-82
Bates IV, Bazie	S	2015-16
Baughman, Wesley	FB	1961-63
Bausch, Frank	C	1929-31
Bausch, James	FB	1929-30
Beach, Ormand (Capt.)	FB	1930, 32-33
Beal, Michael	DT	1976-77
Bean, Isaiah	DE	2016-17
Bean, Jason	QB	2021-2022
Beaman, Jay	G/T	1898-99, 1901
Beck, Johnny	PK	2001-04
Becker, James	C	1962-64
Becker, Tom	P	1984
Beeson, Terry	LB	1973-76
Begay, Les	DE/LB	1975
Beggs, Gregory	C	1973
Bell, Arnold	E/G	1919-20
Bell, Beau	LB	2014-15
Bell, Dino	TB	1981-82, 84
Bell, Kerwin	TB	1980-81, 83
Bell, Terry	WR	1980-81, 89
Bell, William E.	E	1954-56
Bell, William S.	K	1968-69
Bender, Peyton	QB	2017-18
Bergin, John	HB	1943
Berry, Derek	S	1983, 85
Berry, Tony	DB	1984, 85
Berryhill, Taiwan	LB	2021-22
Bernhardt, Roger	G	1971-72
Bertsch, Albert	LB	1979-80
Bertuzzi, Richard	WR	1945-48
Beshsars, D.J.	WR	2010-12
Bethke, Brian	TE	1977-79
Biere, Tim	QB	2008-11
Bird, Ivory	G	1944
Birhiray, Bobby	DB	2002
Bishop, Kenneth	FB	1913
Bishop, Lloyd	E	1913
Bishop, Pat	DT	1995-96
Bixler, Lester (Capt.)	T	1952-54
Black, Charles T. (Capt.)	QB	1921-23
Black, Frank	C	1954-56
Black, Fred	RB	1930-31
Blackwell, Brian	LB	2011
Blaine, William		1896
Blakeney, Marlin	DB	1993-94
Blakesley, Caleb	DL	2006-09
Blaser, Wolf	TE/DT	1987
Blasi, Donald	E/T	1954-55
Blasi, William	G/T	1957-58
Blevins, Tony (Capt.)	DB	1993-94, 96-97
Blochberger, Carl	T	1895, 97
Bloomfield, Clyde	QB	1933
Blowey, Richard	HB	1953-55
Boateng, Matthew	QB	2014
Boeger, Roger	CB	1959
Bogue, Jerold	QB	1949, 51-52
Bohn, Michael	QB	1982
Bolton, Andrew	DL	2014
Bond, James	HB	1908-09
Bonner, Spencer	DB	1995
Booker, Jeremiah	WR	2015-18
Booker, John	CB	1978-79
Bookman, Leo	S	2001-02
Boone, John	E/T	1921
Booth, Khinostopher	OT	1991-92
Borello, Phil	QB	1951
Bostilevac, Fred	T	1936-38
Bostick Jr., Earl	TE/OL	2017-22
Botsford, Horace		1900

Bouda, Dave	QB	1965-67
Bourbon, Brandon	RB	2011-13
Boushka, James	WR	1980-82
Boutz, James		1935
Bowen, Charley	DB	1989-92
Bowen, Clint	FS	1992-93
Bowen, Russ	OG	1988-91
Bower, Paul	WR	1973-74
Bower, Ray	T/C	1954-55
Bowers, Tim	LB	1997-2000
Bowles, Mitch	RB	1997-99
Bowman, James	CB	1971, 73
Boydston, Ace	T	1973-74
Boydston, Benny	G	1959-61
Boyer, Mark	LB	1975-76
Boykin, Deral	DB	1988-89
Bracelin, Donald	E	1952-54
Bragg, Jacob	OL	2015-17
Bramlage, Edwin	RB	1928-29
Bramwell, Willis (Capt.)	T/C	1911-12
Brandeberry, James	FB	1950-52
Brannan, Thomas	E	1951
Branstetter, Jacob	PK	2008-10
Brant, Chris	DL	2004-05
Bratten, Steve	LB	1995-98
Brawley, Mark	HB	1906
Brazil, James	C/T	1930-32
Bredesen, Rick	LB	1984-87
Breese, Harris	E	1900
Brehm, John	WR/P	1986-88
Brenner, Bruce	E	1956
Brew, Dorian	CB	1992-95
Brewer, Keegan	WR	2016
Brewster, Richard	FB	1964
Briggs, Dean	T/G	1928
Brinkman, Ray	FB	1932-33
Briscoe, Dezmon	WR	2007-09
Britt, Darnell	DT	1992-94
Broadie, Diane	PK	2005
Bron, Rocky	DB	1971-73
Brooks, Charles	TE	2013
Brooks, Jerod	PK	2003-04
Brooks, Willis	FB	1961-62
Brosen, Russell	TE/DE	2005-08
Brown, Charles		1900-01
Brown, Derek	OT	1993-94
Brown, George		1901
Brown, Gilbert	MG	1989-92
Brown, Greg	DB	2009-12
Brown, Jason	DE	1993
Brown, Jeffery	DB	1982-83
Brown, Jelani	DT	2018-19
Brown, Jerry	L	1960
Brown, Joseph	C	1947
Brown, Kenneth (K.C.)	G	1980, 82-83
Brown, Kiley	WR	1992
Brown, Larry (Capt.)	T/E	1968-70
Brown, Micah	WR	2007-08
Brown, Pat	OLB	1995-98
Brown, Raymond	S	2005-08
Brown, Richard	T	1939
Brown, Robert	G	1891-92
Brownlee, Harold (Capt.)	T/E	1909-11
Bruce, Julius	RB	1997-98
Bruce, Robert	C	1979-81
Brueggling, Robert	QB	1971-72
Brumage, Alpha (Capt.)	FB	1901-03
Brunner, Ernie	G/T	1905-06
Bryant, Cobee	CB	2020-22
Bryant, Jamarai	DB	2000-01
Bryant, John (Capt.)	T	1971, 73-74
Buda, Santo	E/QB	1964-66
Budde, Chip (Capt.)	OC	1987-90
Budrich, Dudley	G	1954-55
Bukaty, Frank	HB	1938-39
Bukaty, Fred (Capt.)	FB	1958-60
Bukaty, John	DT	1995
Buller, John	QB	1954-55
Bullock, Victor	LB	1997-2000
Bunn, John	HB/QB	1970-20
Bunsen, William	FB	1938-39
Burch, Bobby	T	1944-45
Burcham, James	C	1931-32
Burge, John	E	1938-40
Burgoon, Josh	OL	2012
Burke, Frank	G	1945
Burnett, Howard	T	1936
Burney, Clarence		1894-96
Burnison, William	E/G	1958-60
Burroughs, OJ	S	2020-22
Burrows, Danny	G	1974
Burt, Clarence	G/E	1905, 07
Burt, Duke	T/G	1945
Burt, Harold (Capt.)	FB	1922
Burt, Sam	DT	2017-22
Burton, Glenn	C	1925-27
Burton, James	DB	1970-71
Burton, Ryan	HB	2012
Burton, Willard	T	1913-14, 16
Butler, Eric	DL	2005

Butler, Michael	DT	1973-76
Butler, Thermus	HB	1966-67
Butts, Bradley	FB	1980-82
Buzzi, Antonio	HB	1895, 98, 1901
Buzzi, Lloyd	RB	1962-64
Byrd, Isaac	WR	1995-96
Byrd, Sylvester	TE	1981-83, 85

C

Cabeldue, Bryce	OL	2020-22
Cadwalader, Eldreth	RB	1937-39
Cañill, Edward	HB	1962
Caldwell, Kenneth	RB	1937-38
Caldwell, Ronnie	WR	1985-87
Caldwell, William	T/E	1907-09
Calovich, Jerome	DE	1975-76
Calovich, John	LB	1977-78
Campbell, Jewell	E	1931-32
Campfield, William	RB	1974-77
Cannady, Walter	FB	1936-37
Cannon, John	DL	2004
Cantrell, Garland	G	1944
Cantrell, Ryan	OL	2005, 07-08
Capers, Wayne	E	1979-82
Capra, Sal	OL	2008-10
Carbonell, Napoleon (Monté)	LB	1977-79
Carlson, John	C/T	1907-09
Carlson, Scott	DE	1985-86
Carmichael, Mark	DE	1968-69
Carnes, Justin	LS	2010-12
Carrier, Larry	RB	1957
Carson, Robert	RB	1943
Carter, Andre	WR	1993-96
Carter, Kareem	DE	1998-99
Case, Erwin	E	1890
Casey, Charles	LB	1977-79
Casey, Jared	TE	2021-22
Casey, Joseph	RB	1917
Cashell, Fox	QB	1950
Casini, Ernest	G/E	1931-33
Caston, Hanson	LB	1997-98
Catlin, Harley	G	1962-64
Cauldie, Nick	S	2018-19
Gave, Reece	T	1922
Cerne, Mike	DB/RB	1970-72
Cerneck, Kyle	TE	2002
Certain, Doug	G	1984
Chaffetz, Alex	PK	1991
Champlin, Alfred (Capt.)	T/RB	1890-93
Chandler, Derrick	OT	1994-95, 97
Chandler, Dwayne	TE	1990-93
Chandler, Julian	CB	2016-17, 19
Chandler, Mike	WR	1996-99
Chandler, Troy	OT	1993-94
Channel, Lawrence	G	1945
Charlot, Daylon	WR/S	2017-19
Chappell, Walter	RB	1903-04
Chase, M. Daniel	C	1943-45
Cherry, Henry		1918
Chestnut, William	RB	1943
Childs, Henri	RB	1998-99
Childs, Robert (Capt.)	T/G	1969-71
Chiles, Marshall	E	2001
Chitwood, Russell	RB	1937-39
Christensen, Keith	T/E	1966-68
Christian, Brian	DE	1990-92
Chun, Michael		1965
Church, Basil	T/G	1919
Cierney, George	C	1939
Cindrich, Frank	RB	1951-53
Clabourne, Ronald R.	T	1956-58
Clark, Malik	OL	2016-17, 19
Clawson, Milo	T	1932-34
Clayton, Rick	LB	1985-88
Cleavenger, Hal	RB	1950-52
Clemente, Michael	G	1974
Clinton, Kevin	QB	1978-79
Clothier, Gary	G	1958
Clothier, Marvin	G/T	1961-62
Cloud, Wade	G	1925-26
Coan, Elroy (Bert)	RB	1961
Cochran, Allen	E	1927-29
Coelner, Chad	WR	1996-99

ALL-TIME LETTERMEN

Coleman, William	C	1890-93
Collard, Case	WR	2002
Collier, Verne		1923
Collins, Anthony	OT	2005-07
Collins, John	G/T	1960-62
Collins, Milford	FB	1945
Colovich, Jerome	DE	1975-78
Colter, Jeffrey	DB	1981-83
Como, Paul	DE	2005-06
Conley, Stephen	RB	1969-71
Conn, Robert	RB	1953-54
Conner, Larry	DL	1982-83
Connors, Patrick	LS	1980-81, 83-84
Conroy, Charles	QB	1945
Converse, Kent	G/C	1961-62
Conway, Seth	WR	2015
Cook, Bilal	DB	1996, 1999-2000
Cook, Thornton	T	1890
Cook, William		1897
Cooke, Chester	RB	1902-03
Coolidge, James	RB/E	1911-12, 14
Cooper, Charles	RB	1982-83
Cooper, Gary	LB/G	1969-71
Cooper, Howard	RB	1927-28
Corbett, Michael	T	1970
Cornish, Jon	RB	2002-06
Coulter, Charles	T	1925
Cowan, Hector		1893-95
Cowell, William	T	1910
Cox, Forrest	RB	1928-30
Cox, Jake	OL	2005-06
Cox, Monte	FB	1950
Cox, Taylor	RB	2012, 2015
Cozart, Montell (Capt.)	QB	2013-16
Cozzens, Monte	FB	1989-92
Cramer, Wesley	E/T	1926-27
Crandall, David	RB	1962-64
Crank, William	QB	1958-60
Crawford, Jacques	RB	2008
Crawford, Joe	G	1941-42, 46-47
Crawley, Darius	WR	2014-15
Crist, Dayne	QB	2012
Criswell, Kirby	E/T	1977-79
Cromwell, Nolan (Capt.)	QB	1973-76
Crooks, John		1896
Crossman, Dan	DB	1985
Crowell, George (Capt.)	T	1906-08
Crowell, Ward	G	1938-40
Culp, John	DE	2000
Cummings, Michael	QB	2012, 14-15
Curry, Dustin	FB	1997-98
Curry, Reggie	DE	2002-03

D		
Dahl, Grant	G/T	1966, 68-69
Dahlene, Oscar	FB	1908-09
Dahlin, Gary	E	1964
Daigenauff, Charles	E	1944
Dambach, Travis	OL	2003-06
Damiani, Tony	OL	2002
Dangerfield, Deron	S	2013
Daniels, Jalon	QB	2020-22
Daniels, James	FB	1911-12
Dannenberg, Kenneth	B	1944
Darfon, Matt	OL	2005, 07-08
Davenport, Gary	DE/LB	1969-70
David, James	DB	1973
David, Richard	T	1959-61
Davidson, Alan	G	1921-23
Davidson, Ellis	C	1909-11
Davidson, Lewis	C	1924-26
Davies, Charles	T	1904
Davies, John		1904
Davis, Anthony	CB	2008-11
Davis, Ben	RB	1910-11
Davis, Charles	DB	1993-95
Davis, Deelsaac	DT	2016-17
Davis, Don	OLB	1991-94
Davis, Donald	QB	1963, 65
Davis, Greg	FB	1997
Davis, Jim	T	1984-87
Davis, Lee	G	1929-30
Davis, Ronnie	CB	2014
Davis, Timothy	RB	1979, 82
Davis, Van	QB	1993-94
Davison, Andrew	DB	1998-2001
Davison, William	G	1920
Dawson, Hilton	LB	1979-80
Day, Dudley	G	1944-45
DeBey, Albert	G	1963
DeBose, Zion	DE	2022
Decker, William	QB	1934-35
Dedeaux, Bradley	TE	2007-10
Deer, John	E	1961
Dees, Elwyn	G	1932-34
Defense, Hassan	CB/S	2017-19
Delaney, Carl	E	1911
Demerritte, Rodney	DB	1981-83
Dennis, Charlie	DE	2001-02
Dennis, Clarence	RB	1906-08

Dennis, Foster	G	1917
Dent, Randall	OL	2011-13
Dercher, Dan	DT	1995-98
Dercher, Lawrence	E/T	1965-67
Desmond, William	G	1918
Detwiler, John (Capt.)	RB	1912-14
Dezir, Jacky	DT	2015-17
DiBernardo, Randy	LB	1979
DiBlase, Thomas	RB	1966
Dick, George (Capt.)	E	1941-43
Dickerson, John	RB	1945
Dickerson, Rob	P	1985
Dickey, Joe	RB	1943
Dierking, Marc	LB	2004-05
Diggs, John	LB	1984
Dillon, Fedro	T	1972-74
Dineen, Jay	LB	2018-19
Dineen Jr., Joe (Capt.)	LB	2014-15, 17-18
Dinkel, Thomas (Capt.)	LB	1974-77
Dinnel, Mike	DB	1987
Driven, Lyman	RB	1936-38
Dixon, King	DB	1988-91
Dobson, Frederick	E	1890-91
Dodds, Frank	G	1901
Doherty, Ron	K	2010-13
Dole, Robert	E	1942, 44
Donald, Prentiss (Capt.)	T	1903-06
Donohoe, Kelly	QB	1986-89
Doran, Clifton	FB	1974
Dorsey, Patrick	DT	2009-11
Dotson, Mello	CB	2021-22
Doughty, Philip	E	1961-63
Douglas, Hugh	T	1927
Douglas, Maurice	RB	1988-90, 92
Douglas, Steve	DT	1991
Douglass, Clarence	FB	1935-37
Douglass, Robert	QB	1966-68
Downing, Dylan	LB	2022
Doyle, Chris	LB	1998-2000
Doyle, Michael	DE	1966-68
Drake, John	T	1954-56
Drayton, Kenny	WR	1988-91
Dreher, Richard		1943
Drumm, Robert	C/T	1948-49
Duckworth, Kendall	LB	2015
Dudley, Drew	LB	2007-10
Duff, Gary (Capt.)	RB	1962-64
Duggar, Emory	LS	2022
Dumm, Chester	E	1892
Dumm, Ray	RB	1931-33
Duncan, Reggie	DL	2000-01
Dunn, Tommy	DB	2022
Dunne, David	OT	1987
Dwork, Robert	E	1945
Dwyer, Nate (Capt.)	NT	1998-2001
Dyer, James	RB	1889-91
Dyer, Zach (Capt.)	QB/S	2000-03

E		
Eaglowksi, Joseph	G	1955
Eanes, C.J.	WR	1984-85
Ediger, Gregory (Max)	RB	1976-78
Edwards, Emmett	WR	1972-74
Edwards, Thurman	E	1965
Egnatic, Edward	T	1946
Ehambé, Josh	DE	2015-17
Eichloff, Dan	P/PK	1990-93
Eilerts, Roland	E	1948-49
Eiseman, Fred	T	1961-62
Elder, Frederick	T	1962-64
Elder, Robert	QB	1900-01
Elias, Jeffrey	E	1964-66
Elliott, Steve	FB	1973, 75
Ellis, Carl	T	1948-49
Ellis, Ralph	E	1901
Elmer, Charles	RB	1966
Elwell, Charles		1885-86
Embree, Connor	WR/PR	2013
Emerson, James	G/T	1975-77
Emilien, Doug	WR	2022
Endecott, Orace	RB	1944-45
Englebrake, Michael	G	1973-74
Enneking, Chris	C	1996-99
Erb, Greg	DB	1997-99
Estabrook, Robert	T	1979
Estell, Richard	WR	1982-85
Etchen, Frank	T	1902
Etienne, Leo (Capt.)	LB	2001-02
Ettinger, Don	RB/T	1941, 46-47
Ettinger, Jim	QB	1968-69
Ettrick, Marc	OLB	1990
Evans, Dale	C	1967-69
Evans, Denzell	RB	2016
Evans, Jerry	DB	1970-72
Evans, Ray D.	DB	1979-80
Evans, Ray R. (Capt.)	RB	1941-42, 46-47
Exline, Ralph	C	1963

F		
Fairchild, Derek	LB	1993-95

Fairchild, Larry	C	1962-64
Fairchild, Mason	TE	2019-22
Fairchild, Paul	G	1981-83
Fairs, Evan	WR	2016-17, 19
Fallin, Miles	QB	2018-19
Fambrough, Don (Capt.)	G	1946-47
Fast, John	RB	1914-16
Faulkner, Donald	G	1943
Feaster, Denzel	S	2015-16, 18-19
Feder, Kevin	OL	2018-19
Feller, Donald	RB	1957
Fender, James	E	1975
Fenlon, Andy	LB	1982
Fenton, Billy	QB	1965-66
Ferguson, Davon	S	2019
Ferguson, Jay	LB	1998-99
Fette, Chad	TE	1989-90, 92
Fetty, Carlos	E	1928-29
Fields, Arnold	SS/FB	1984-85
Fields, Dexton	WR	2005-08
Fields, Harvey	RB	1981-85
Fine, Derek (Capt.)	TE	2004-07
Fink, Ed	FB	2011-12, 14
Fink, Jack	G	1947
Fink, Joseph	C/G	1951-53
Florentino, Rob	RB	2019
Fischer, David	E	1948
Fischer, Howard	C	1946-49
Fisher, Michael	FB/T	1960-61
Fisher, Mike	CB	1986
Fisher, Paul	RB/QB	1928-30
Fisk, Carroll	RB	1908
Fiss, Galen	FB	1950-52
Fiss, Lawrence	FB/E	1954
Fiss, Robert	C	1978-80
Fitch, Kenneth (Capt.)	G	1958-60
Fitch, Thomas (Capt.)	DB	1975-77
Fitzgerald, Linus	QB/RB	1915
Fitzpatrick, William		1896
Flachsbarth, Lance	LB	1988-91
Flachsbarth, Leland	QB	1959, 61-62
Fleeman, Brad	PK	1988-89
Fleishman, John	E	1903-04
Fletcher, Charles		1894
Fletcher, David	T	1977-79
Fletcher, Kapil	DT	2014-15
Flomo, Gayford	RB	2019
Floodman, Banks (Capt.)	LB	2001-05
Florrel, Nate	QB	1990-91
Floyd, Homer (Capt.)	RB	1956-58
Fluker, John	G	1940-41
Fontenot, Tyrus	LB/FB	1996-99
Foot, Roger	RB	1978, 80-82
Ford, DeAnte	CB	2016-19
Ford, Deondre	QB	2015-16
Ford, Frank	E	1909
Ford, Josh	WR	2012-13
Ford, Michael	OL	2021-22
Forsyth, Charles	RB	1953
Forté, Phil	DL	1983-86
Forter, Sam	RB	1907
Fortier, Richard	LB	1967
Fortier, Robert	G	1968
Foster, Dean		1891-92, 94-95
Foster, Herbert	B	1945
Foster, Jeff	WR	2005-07
Foster, Lewis (Capt.)	QB	1916-18
Foster, Marvin	FL	1970-72
Foster, Nathaniel	G	1894-96
Foster, Rob	LS	1985-87
Foster, Steven	LB	2008-10
Foster, William		1891
Fowler, Rodney	FS	2003-05
Fox, Jeffrey	G	1979-80
Foy, Earl	T	1929-31
Foy, Ryan	WR	1994-95
Fraker, Ray		1920-23
Francisco, John	RB	1955-57
Franklin, Donovan	RB	2019
Franklin, Eric	DB	1975
Frazier, Antione	OL	2016-19
Frederick, Charles	G	1890-91
Frederickson, A.		1891
Freeman, Jeremy	LB	2001
Freese, Clyde	T	1921, 23
French, Clarence	RB	1946-49
Friday, Hosea	TE	1993-96
Friday, Paul	DE	1988-91
Friess, Timothy (Capt.)	DB	1978-80, 82
Fritch, John	QB	1988-89
Fritts, Delmar	C	1926-27
Frost, Austin	T	1915-17
Fry, Jake	RB	1939-40
Frye, Bernard	CB	1988
Fulton, Termaine	WR	1997-98, 2000-01
Fusimalohi, Ngalu	OL	2013-14

G		
Gaddie, Maurice	DB	1994-96
Gagen, Donovan	P	2018-19

Galbreath, Eric	FB	1993-96
Gale, Robert	FL	1974
Gamble, Guy	DL/LB	1984, 86
Games, Moses	E	1895, 97
Gant, Len	DL	1983
Garber, John	G/RB	1963-64
Garcia, Joe	K	1997-2000
Gardner, Michael	LB	1972-73
Gardner, Stanley	NT	1979-80
Gardner, Velton	RB	2019
Garner, Milt	DB	1984-87
Garnett, Sherral	T	1949-50
Garrett, Collin	LB	2011
Garrett, Curtis	FB	1988
Garrett, George	E	1969
Gasaway, Byron	WR	1998, 2000-02
Gaughan, Tom	WR	1970-71
Gavin, Wyn	E	1898-99
Gay, Matt	WR	1989-92
Gay, Michael	G/T	1977-79
Gear, George	E/B	1945
Gearhart, Herbert	G	1936-37
Gentry, Robert	DB	1981-82
George, Robert	RB	1943
Geraghty, Mark	DB	1969-71
Gerhards, William	FB	1963-65
Geroux, David	RB	1982
German, James	DE	1977
Gervin, Kalon	CB	2022
Giannangelo, Joseph	RB/QB	1934-36
Gibas, Collin	LS	2011
Gibbens, Chester	RB/QB	1939
Gibbens, Denzel	RB	1939-41
Gibson, Frank	T	1955-57
Gibson, Joe	OL	2014-16
Gilbertson, Joseph	OL	2018-19
Gilliom, Jason	S/LB	2020, 2022
Gillespie, Lester	RB	1915
Gillespie, Samuel		1892
Gilman, Joseph	QB	1948-49
Gish, Merlin	C	1950-52
Githens, Robert	C	1941-42
Glasgow, Justin	OT	1996-98
Glaczak, Michael	S	2014-15
Goldenberg, Jordan	LS	2015
Golub, Christopher (Capt.)	DB	1974-76
Gonzalez, LaQuivonte	WR	2016
Good, Costello	FB	1993-94
Goode, Donald (Capt.)	LB	1971-73
Goodman, Ben (Capt.)	DL	2012-15
Goodrich, Barry	WR	2000-02
Goebett, Michael	T	1970
Gordon, Charles (Capt.)	DL/DB	2003-05
Gordon, David	WR	1987-89
Gordon, John	WR	1996
Gosa, Bill	T	1970-71
Grady, Kyle	OG	1999, 2001
Graham, Charles	E	1960-62
Graham, Chevy	CB	2014-16
Granderson, Johnny	DB	1985-87
Grant, Marvin	S	2022
Grattan, David	OG	1987-88
Graves, Vincent	E	1938-39
Gray, Brian	TE	1996-98
Gray, William	RB	1914
Green, Clark	RB	2002-05
Green, Darren	WR	1981-83
Green, Gary	RB/CB	2005-08
Green, Patrick	TE	1945
Green, Richard	RB	1961
Green, Wade (Capt.)	G/E	1934-36
Greene, Adrian	DT	1995-96
Greene, Jamal	DT	2008-09
Greene, John	G	1966-67
Greene, William	G	1966-68
Greenlee, David	E	1962
Greenlee, John	G	1901-03
Gregory, Lee	B	1944
Gregory, Troy	DB	1987-88
Gress, Roy	C	1919
Gridley, Bernard	RB	1930-32
Griffin, Dane	LB	1982-83, 85
Griffin, Melvin	G	1921-23
Griffith, Forrest (Capt.)	RB	1946-49
Griffith, William	G/T	1980
Griffiths, Walter	G	1893-94
Griggs, Adessie		1903
Grimm, Luke	WR	2020-22

ALL-TIME LETTERMEN

Lewis, Danny	OL	2002-03
Lewis, Edward	DB	1973-75
Lewis, John	RB/T	1957-59
Lewis, Mike	RB	1999
Lewis, Rell	RB	2009, 11
Lewis, Robert	G	1956
Lewis, Sal	DB	1984
Licursi, Dave	WR	1989
Licursi, Rob	WR	1990-92
Lieppman, Keith	DB	1969-70
Lies, Michael	OT	1996-98
Lindsey, Adrian (Capt.)	RB/QB	1914-16
Linquist, Edwin	RB	1940-42
Linton, Dexter	DB	2011-13
Linville, Aubrey	R/RB	1949-51
Lipscomb, Brian	DE	2018
Lissak, Mark	QB	1976
Litteken, Jay	RB	1989
Little, Harley	RB	1920
Little, James	DB	1977-79
Little, Walter	WR	1976-77
Livingstone, John	QB	1904
Locklin, Torry	RB	2021-22
Lofton, Undra	DB	1985, 86
Logan, Kenny	CB	2019-2022
Logan, Roland	G	1927-29
Lohsen, B.J.	P	1987-89
Lomax, Darris	LB	1997, 99-2000
Lonborg, Arthur (Dutch)	E/QB	1917-20
Lonborg, John	C	1922-23
Loncar, John	G	1981-83
Loneker Jr., Keith	LB	2016-18
Loneker Sr., Keith	OT	1989-92
Long, Jeff	WR	1984
Long, Kevin	TE/QB	2003
Long, Maciah	TE/LB	2016
Long, Mike	LB	1984, 86-88
Long, Vergil	T	1941-42
Lopetti, Adagio	OL	2019
Lott, Jacobi	OL	2019
Lousch, Larry	G	1959-60
Louffan, James	G	1901-02
Love, Jake	LB	2012-14
Love, Jay	G/RB	1902
Love, Michael	K	1973-75
Lovett, John	G/RB	1909
Lowery, Dale	C	1941
Luavasa, Jack	TE	2018-19
Lueken, Ben	OL	2008
Luke, Brian	QB	2002-05
Lukinac, Charles	E/RB	1958-59
Lundy, Joseph	T	1951-53
Lupher, Dave	RB/QB	1919
Luschen, Jack	G	1950
Luster, Gary	DB	1980
Lutton, Lyle	C	1954-56
Lutz, Frank	RB	1892
Lyman, Steward (Capt.)	RB	1927-29
Lynch, Frank	G/E	1909-10
Lynch, William	RB/T	1965-67

M		
Mace, William	G	1949-50
Mack, Walter	RB	1979-81
Mackie, George	RB	1925-26
Macklin, Jon	OT	1996
MacVittie, Thomas	QB	2019
Madden, Rodney	DB	1982
Madison, Johnny	B	1929-31
Magill, Robert	QB	1912
Mailen, Norman	RB	1958-60
Malavasi, William	LB	1981-82
Mallon, Dale	RB	1949
Maloy, D.H.		1913
Mandeville, Frank	RB	1917-20
Mane, Api	OL	2019
Maney, Robert	RB	1928-29
Mann, DeAndre	RB	2014-15
Mann, Matt	OL	2005
Manning, James	QB/E	1974
Manning, John	QB	1931-33
Marcum, Dave	LS	1989-92
Margheim, Paul	DT	1975-76
Marrongelli, Trevor	OL	2009-12
Marsh, Ronald	G	1962-64
Marshall, Garland	RB	1932
Marshall, James	RB	1961-62
Marshall, Robert (Capt.)	QB	1956-58
Marshall, William	T	1951, 53
Martin, Damon	OL	2013
Martin, Donald	E	1954-56
Martin, Robert E.	G/T	1915-16
Martin, Robert F.	DB	1971, 73
Martin, Taylor	RB	2015-17
Martin, Walter	RB	1912
Martin, Webb		1913
Martindale, Lloyd	TE	1969-70
Martinek, Douglas	G	1962
Martynovich, Michael	OL	2009-11
Marxen, Frank	T	1918-19

Marxmiller, Rex	B	1945
Masaniou, Joe	DB	1973-75
Mascarello, John (Capt.)	G	1975-77
Mason, Edward	E	1918
Mason, Lindsey	T	1975-77
Masoner, Paul	B	1936-38
Masoner, Richard	E	1963
Massare, Quido	G	1938-40
Mathes, Eric	DT	1994
Matterson, William	T	1892-94
Matthews, Christian	WR	2010-11, 13
Mattox, Marvin	DB	1984-87
Maumalanga, Chris (Capt.)	DE	1990-93
Maura, Brian	WR/LB	2011, 13
Mayberry, Kyle	CB	2016-17, 19
Mayer, Robert	E	1952
Mayes, Adrian	OL	2005, 07-08
Mazyck, Larry	OL	2014-15
McAdam, John	T	1981
McAdams, Carl	RB	1920-22
McAnderson, Brandon (Capt.)	RB	2004-07
McAuliffe, Richard	DB	1975
McBride, Victor	P/H	2011
McBurrows, Gerald	CB	1991-94
McCabe, Scott	DL	1988-90
McCaleb, Willie	DE	2018-19
McCall, Tommy	G	1930, 34-35
McCamy, Scott	RB	1975
McCarroll, John	DB	1977-78, 80
McCartier, Duane	G	1945
McCarthy, Lynn (Capt.)	E	1955-57
McCarthy, Virgil		1904, 06
McCasill, Lorenzo	LB	2022
McCaslin, Nick	OL	2004
McCauley III, Clyde	OL	2015, 17-19
McCay, Justin	WR	2013-14
McClendon, Harold	RB	2002-03
McClinton, Curtis (Capt.)	RB	1959-61
McClinton, James (Capt.)	DL	2004-07
McCord, Jeff	K	1994-96
McCormack, Michael (Capt.)	T	1948-50
McCormick, George	E	1928
McCoy, Frank	RB	1904
McCoy, John	DE	2003
McCoy, Johnny	CB	2001-02
McCoy, Michael	DB	1970-71
McCracken, Clark	LB	2003-04
McCrane, Joseph	G	1978
McCray, John	T	1979
McCue, Charles	RB	1956-57
McCullough, Jeremiah	S	2018-19
McDaniel, Mike	C	1971-73
McDaniel, Willie	T	1967
McDermott, Sean	TE/LS	1995-97, 99
McDonald, Andrew	QB/E	1920-22
McDonald, Anthony	LB	2012
McDonald, Clifford	RB	1947-49
McDonald, Dexter	CB	2011, 13-14
McDougald, Bradley	WR/S	2009-12
McFarland, John	QB/C	1953-54
McFarland, Roger (Capt.)	QB	1960-62
McGee, Sandy	WR	1983, 85
McGonagle, Scott	DB	1979
McGowan, George	E	1968-69
McGraw, Brett	NT	1994-97
McGrew, Harden	T	1940
McGriff, Erick	WR	2010
McIntosh, Terry	RB/QB	1954, 56
McKenna, John	RB	1901
McKinney, Ty	DL	2013
McKone, Jean	RB	1915
McKown, Larry	QB	1957-58
McLean, John	E	1922-23
McMichael, Scott	QB	1974-76
McMillan, David (Capt.)	DE	2001-04
McMillan, Gordon	G	1926-27
McMurray, Arthur	RB	1903
McNaughton, Malcolm	RB	1905
McNeeley, Robert	DB	1978-81
McNorton, Kyle	LB	1978-81
McNulty, Ted	TE	2010-11
McNutt, Lynne	QB	1946-47
McQueen, Kameron	WR	2017-19
Mead, Forrest	QB	1906
Meade, Steven	T	1941
Mears, John	DB	1969
Meacham, Quinn	DB	2010-11
Medford, Jacky	G/T	1967
Mehr, David	LB	1979-82
Mehninger, Peter	T	1931-33
Meier, Kerry	QB/WR	2006-09
Meier, Milton	B	1937
Mendell, Melville	T	1891-92
Mercer, John	LB	1973
Merkel, Monte	T	1938-41
Merritt, Gerry	RB	1957-58
Mestan, Steve	LB	2010-11
Meyn, Fred	C	1915
Micek, Sidney	QB	1962-64
Michaels, James	WR	1974-76

Michaels, Ronald	RB	1959-61
Michaelson, Manley	C	1903-04
Mickens, Lester	WR	1978-80
Miles, Ben	FB	2019
Miles, Manny	QB	2019
Miles, Schyler	LB	2012-13, 15
Miller, Adam	OT	1999
Miller, Daniel	RB	1965
Miller, Darnian	RB	2011, 13
Miller, Delvin	DB	1978-80
Miller, Edward	T	1943
Miller, Frank	RB	1912
Miller, Grant	E	1957
Miller, Ralph	RB	1938-39, 41
Miller, Rich	LB	2021-22
Miller, Robert A.	RB	1943
Miller, Robert L. (Capt.)	RB	1972-74
Miller, Jr., Tyrone	CB	2015-18
Miller, William	RB	1905-07
Mills, Derrick	WR	2000-03
Mills, James	G	1959-61
Millward, T.J.	QB	2014-15
Milton, Charles	C	1912
Milton, Sidney	G/C	1904-07
Mimbs, Robert	RB	1982-84
Mims, Zach	LB/DE	2003-04
Miner, Jean	C	1916
Mitchell, Bruce	T	1969-71
Mitchell, Jud	QB/DB	1974-76
Mitchell, Ray	S	2011
Mitchell, Robert	OLB	1989-92
Modrcn, William	RB	1949
Moeder, Ty	DE	1990-92
Moffett, Charles	RB	1943-44, 47-48
Moller, Kevin	LB	1989
Monroe, Dick	C	1947-48
Monroe, Terry	T	1947
Montgomery, Harold	T	1965-67
Moody, O.C.		1894
Moody, Ralph (Capt.)	RB	1953-55
Moody, Robert		1891-93
Moore, Clyde	G	1934
Moore, Curtis (Capt.)	LB	1987-90
Moore, Emmanuel	WR/S	2015-18
Moore, Jim	TE	1993-96
Moore, Kyle	DT	1990-92
Moore, Robert	E/T	1945
Moore, Wade	RB	1899
Moos, Cole	P	2016-17
Moragne, Darius	DE	2018-19
Moreland, Howard	G	1935-37
Morgan, David	RB	1966-68
Morgan, John (Capt.)	G/C	1973-75
Morris, Donnie	RB	1970
Morris, Duane	QB/RB	1957-59
Morris, Jim	E	1939
Morris, Kendall	RB	2018
Morrison, Sevion	RB	2022
Morrison, Thomas	DE	1977
Morrow, Kenneth	QB	1949
Morrow, William	RB	1945
Mortensen, Joe	LB	2005-08
Morton, Harry		1900
Mosby, Damani	DE	2015-16
Mosby, James	T	1922-23
Moses, Austin	WR	2015-16
Mosher, William	RB	1902
Mosier, John	E	1967-69
Mosse, Arthur (Capt.)	G	1895-98
Mott, James	C	1918
Moulton, Fay	RB	1898-99
Mount, Russell		1944
Mowery, William	QB	1943
Mrkonic, George	G/T	1950-52
Mudge, Richard	DB	1972-74
Mudloff, Donald	G	1951
Mueller, Alex	K	2011
Mueller, Kurt	T	1984
Muhammed, Sadiq	DB	2005-07
Mullins, Richard	E	1928-29
Mullins, William	G/T	1923-25
Mundine, Jimmay	TE	2011-14
Munkres, John	G	1967
Munson, M.R.B.		1901
Murph, Brian	WR	2005-06
Murphy, Chaz	OLB	1999-2000
Murphy, Clifford	RB	1950-52
Murphy, Harry	DB	1975, 77-78
Murphy, John	G	1977
Murphy, Kevin	WR	1978-79
Murphy, Ryan	CB	2008-10
Musick, Lewis	G	1942
Mustard, John		1891
Myers, Isaiah	RB	1904-05, 08
Myers, Thomas	G	1926-27

N		
Naramore, John	C	1938-39
Natsues, Stephen	E/T	1969-70
Nave, Steve	OG/DG	1982-83, 85-86

Neal, Derrick	WR/CB	2014-16
Neal, Devin	WR	2021-22
Neighbors, Guy	DT	1980-81
Nelions, Jerome	RB	1970-72
Nelson, Thomas	T	1950
Nelson, Wade	G	1936
Nesmith, Carl	FS	1999-2000
Nesmith, Dean		1933-35
Nesmith, Orlando (Capt.)	QB/RB	1932-34
Nettles, George (Capt.)	T	1917, 19-20
New, Jim	WR	1988-91
Newbrough, Dan	LB	1988-89
Newman, Teddy	DE	1986-87
Newson, Rob	DB	1985, 87-88
Niblo, Ray	RB	1941
Nichols, Fred	RB	1902
Nicks, Greg	C	2001-02
Nielsen, John	QB	2003-04
Nielson, Chris	OL	1988
Nielson, Harry (Capt.)	RB	1915-17
Nofsinger, Rolla (Capt.)	E	1899-1902
Nolen, Matt	G	1988-90
Normore, Clint	DB	1987
Norris, Charles	G	1918
Norris, Darrell	E	1948-49
Norris, Devin	E	1949
Norris, Moran	RB	1997-2000
Norris, Robert	G	1973-74
Norseth, Mike	QB	1984-85
Novitskiy, Mike	C	2021-22
Nwabuisi, Austine	FB	2001-04

O		
Oakson, Thomas	LB	1970-72
Oatis, Gary	DT	1989-90
O'Brien, Mike	C/T	1964-65
Ochoa, David (Capt.)	OL	2003-06
O'donnello, John	OG	1999-2000
Odell, John	G	1977
Odle, Lason		1900
O'Doherty, Thomas	T	1976-78
Oelschlaeger, Ronald	RB	1962-64
O'Gara, Guy	LB	1986-87
Ogbebor, Ozaze	LB	2015-18
Ogletrée, Marnez	CB	2015-16
Oguntodu, Olaitan	LB	2006, 09-10
Olson, Benjamin	WR	1967
Oliver, Steven	T	1979-80
Olobia, Anthony	DE	2015-16
Olson, Andrew	T	1927-28
Olson, Rodney	WR	1977
Omigie, Chris	WR	2010-12
O'Neal, Charles	E	1949-50
O'Neil, Richard	E	1931-33
O'Neil, Robert	E	1940-41
O'Neil, Vince	RB	1970-72
Onyegbulé, Maxwell	DE	2007-09
Opuurin, Toben	RB/DE	2009-12
O'Quinn, Willie	WR	2008, 10
O'Rear, John	QB/K	1975
Orth, Mike	QB	1983-84, 86-87
Osborn, Fred	G	1977, 79-80
Oswald, Paul	C	1983-86
Outland, Dr. John	T	1895
Oyerman, Marvin	T	1943
Owen, Benjamin	QB	1988-99
Owen, Marc	OG	1997-2000

P		
Paden, Virgil	QB/E	1928-30
Page, Kenton (Capt.)	LB	1969-71
Page, Leland	RB	1929-31
Page, Michael	DB	1987
Page, Ron	WR	1990
Paige, Anton	WR	1999
Palkovsky, Henry	G/T	1915
Palmer, Brian	QB	1962
Palmer, Gery	DE	1970-72
Palmer, Harold	E	1956-58
Parchment, Andrew	WR	2019
Pardula, Trevor	P/K	2013-14
Parent, Frank	QB	1899
Parish, Darius	DT	2008, 10
Parker, James	QB/RB	1912-13
Parks, Jerome	OL	1997-98
Parks, Mark	TE	1984-87
Parmalee, Tre	WR	2012-

ALL-TIME LETTERMEN

Payne, Foster	RB	1928-29	Randle, John	RB/DB	2003-04	Roux, Dominic	WR	2003-06	Shellenberger, William	RB	1893
Pearis, Howard (Capt.)	G	1890	Randolph, John	LB	1985-86	Rowe, Caleb	DB	1976-77	Shelley-Smith, Jordan	OL	2014-16
Pearson, Jawad	OT	2001	Raup, Allen	RB	1926	Royal, Dean	P	1996-97	Shenk, Henry	E	1926-27
Peebler, Brad	LB	1989-90	Rawlings, Roger	RB	1966-67	Royer, Jacob	G	1904	Shepard, Alvin	E	1892-93
Peele, Skip	WR	1984-85	Rawls, Thad	WR	1997	Royle, Claude		1898-99	Shepherd, JaCorey	WR/CB	2011-14
Pelfranio, Joey	K	1999-2000	Ray, Murphy	WR	1985, 87	Rubie, C	RB	1916-18	Sheridan, Walter	C	1940, 42
Peloquin, Michael	RB	1965	Rayford, Dion	DE	1998-99	Rubie, Roland	RB/G	1915, 19	Sherman, Adrian (Capt.)	RB	1890-91, 95
Pendleton, Raimond	WR	2007-09	Reber, John	E	1915-15	Rubles, Calvin	CB	2009-10	Sherwood, Eugene	RB	1942
Periny, Anthony	G	1981-82	Redd, Norman	G/C	1954-55	Rucker, Richard	RB	1969-70	Sherwood, Floyd	G	1927
Penny, Junius	C/T	1942-43	Redhage, Jeff	DE	1997, 99	Rui, Gabriel	K	2017-18	Sherwood, Oscar	G	1927
Peppercorn, John (Capt.)	E/T	1957-59	Reed, Howard	G	1905-08	Rus, Darren	LB	2002-05	Shields, Warren	LB/FB	1984, 86
Perez, Christopher	DL	1988-91	Reed, Robert	WR	1993-94	Rus, Steven	DE/DB	1972, 74	Shinn, Earl	E	1916-17
Perkins, Brandon	LB	2002-05	Reed, W. D.		1902	Russell, Charles		1904	Shinn, Michael (Capt.)	E/T	1962-63, 65
Perkins, Donald (Capt.)	DE	1970-72	Reedy, Howard	G	1915, 21	Russell, Ernie	RB	1956	Shirk, Dave (Capt.)	B	1936-38
Perkins, Jack	LB	1967	Reesing, Todd	QB	2006-09	Russell, Harlan	QB	1913-15	Shive, Edison		1944
Perry, Keaton	QB/WR	2015-17	Reeves, Michael	RB	1968	Russell, Marion	RB	1902, 04	Short, Theodore	B	1944
Perry, William	G	1964-66	Reich, Gilbert	QB	1952	Russell, Thomas	T/G	1956-58	Shumaker, Jason	FB	2002
Peterman, Chea	LB	2010	Reich, Richard (Capt.)	C/RB	1954-55	Rutz, Ben	QB	1995-96	Sibbersons, James	G	1970
Peters, Bryan	OL	2014-15	Reid, Nick (Capt.)	LB	2002-05	Ryan, Martin (Capt.)	T/DE	1970-72	Sihlanick, Michael	G	1937-39
Peters, James	T/E	1902	Reid, Robert	E	1963				Silver, Lonsdale	RB	1898-99
Peterson, David	T/E	1965-66	Reid, Theodore	E/RB	1916, 19-20				Simecka, Bennie	C	1980, 82-84
Peterson, John (Capt.)	RB	1933-35	Reiph, Ross	T	1940	Saathoff, Kenneth	E	1972-74	Simmons, Darrin	P	1994-95
Petterson, Edward	RB	1915	Remsburg, Dale	E	1957-59	Sabatini, Frank	RB	1951-53	Simmons, Edward	LB	1980, 82-83
Petty, Reece	WR	2010	Remsburg, George	RB/T	1954-55	Salb, Karl	DT	1968-69	Simmons, KeyShaun	DB	2017-18
Pfutzenreuter, Donald	RB	1954-56	Renko, Steve	E	1938-39, 47	Sampson, Caleb	DL	2019-22	Simmons, Mark	WR	2002-05
Phelps, Edwin	G	1933-35	Renko, Steve	QB	1963-64	Samuel, Peda (Capt.)	WR	1986-88	Simmons, Shelton	CB	2003-04
Phelps, Lonnie	DE	2022	Replogle, Max	E	1936-38	Sanborn, Theodore	E/T	1923-25	Simmons, Victor	S/LB	2011-14
Phipps, Michael	QB	1982	Resby, Patrick	S	2007-08	Sandefur, Carl	E/T	1949-51	Simon, Loren	RB	1918-20
Piatt, William (Capt.)	RB/E	1891-95	Resnick, Carl	WR	1997	Sandefur, Edwin	T	1920	Simons, Dolph	G/P	1948-50
Pick, Kale	QB/WR	2009-12	Reust, Andrew	DB	1975-76	Sanders, Mark	RB	1993-96	Simons, John	DB/RB	1951-52
Pieper, Bob	T	1983-85, 87	Reynolds, Albert	E	1944	Sanderson, John		1896-97	Simpson, Ernest		1895-96, 98
Pierce, Don (Capt.)	C	1939-40	Reynolds, Michael	DE	2011, 13-14	Sandifer, Richard	QB	1953-54	Simpson, John		1894-96
Pierson, Tony	RB/WR	2011-14	Rhodes, Jayson	OL	2015-17	Sands, Justin (Capt.)	OT	1999-2002	Simpson, Lacey		1898
Pilch, James	T	1964	Rhule, Dan	T	1937-39	Sands, Tony	RB	1988-91	Simpson, Samuel	E/RB	1958-60
Pile, Donald	LB	1974, 77	Ribordy, Mesa	OL	2016-17	Satore, Karl	T	1963	Sims, James	RB	2010-13
Pinkney, Marshall	LB	1982	Rice, William E.	RB	1903-04, 07, 08	Saulsbury, Hunter	OL	2016-17	Sims Jr., Steven	WR	2015-18
Pippen, Morris	G	1974-76	Richardson, Charles	B	1902	Saunders, Mavin	TE	2018	Sizemore, Nick	FB	2011-13
Pirrie, Mike	LB	1987	Richardson, Joseph	B	1936-37	Saunders, Seymour	C/G	1920-21	Skahan, Robert	QB	1964-65
Plaskett, Warren	RB	1931-33	Richardson, Josh	DE	2012	Sayers, Gale (Capt.)	RB	1962-64	Skepnec, William	DB	1972-73
Pleasant, Carl (Capt.)	E	1906, 08-09	Richesson, Luke	DB	1993-96	Scanlan, John	G	1973-74	Skinner, Quentin	WR	2021-22
Pless, Willie	LB	1982-85	Richmond, Shaquille	S	2016-19	Scanlon, Timothy	DE	1969	Sklar, Richard	G	1933-35
Plumley, Jay	E	1931	Ricks, Ronald	DB	1976-77	Schaake, Elmer (Capt.)	B	1930-32	Slyter, Mark	OLB	1990
Plump, Aaron	LB	2014-15	Rideau, Brandon (Capt.)	WR	2001-04	Schaake, Ralph	T/E	1939-41	Small, Marvin	E	1946-47
Pollan, Kevin	DT	1993	Riegler, Warren (Capt.)	E	1943-44	Schaake, William (Capt.)	E	1949-51	Smay, Cecil	E	1929-30
Pollom, Donald	RB	1940-41	Rieth, Rich	P	1986-87	Schadler, Ryan	RB	2015-18	Smay, Charles	T	1929-30
Pooler, Arthur (Capt.)	QB	1902-05	Riggins, Franklin (Junior)	RB	1966-68	Schenker, Kyle	LB	1987	Smiley, Trent	TE	2011-12, 14
Poorman, Bert	RB	1895, 97	Riggins, Robert (John)	RB	1968-70	Schermer, Jake	LB	2006-09	Smith, Alex	OT	2008, 10
Pope, David	QB	1901-02	Riggins, William	RB	1972-73	Schick, Doyle (Capt.)	RB	1958-60	Smith, Ashaundai	WR	1992-95
Pope, Warner		1894-95	Rimehart, William	RB	1949	Schimmenz, John	E	1944	Smith, Bob	OT	1998, 2000-01
Popovich, Pete	C	1985-86	Ringwood, Bruce	LB	2004	Schleicher, Jeffery	TE	1979-81	Smith, Carnie	QB	1930-32
Poppe, Orville	T	1951-53	Rivera, Mike	LB	2005-08	Schmidt, Bob	C	1997-2000	Smith, Chris	DB	1991-92
Porter, David		1901-02	Roach, Gregory	T	1979, 81	Schmidt, Charles	RB	1969-71	Smith, David	DL	1984
Porter, George	RB	1907	Roach, Steven	LB	1969-71	Schmidt, Dan (Capt.)	C	1990-93	Smith, Dylon	QB	1999-2000
Potter, Gavin	LB	2019	Robben, Robert	E	1962-64	Schmidt, David (Capt.)	E	1945-48, 51	Smith, Gerald		1923
Powell, Chris	FB	1991-94	Robben, Roger	FB	1988-91	Schmidt, Edgar	RB	1927-29	Smith, Gregory	DL	1977-78, 80-81
Powell, Corrigan	CB	2012	Robbins, Roy	E	1915	Schmidt, George	RB/QB	1925, 27	Smith, Hugh	RB	1960
Powell, Emery		1900	Roberson, Akili	WR/QB	1997	Schmidt, Kregg	OL	2002	Smith, James	WR	1974-76
Power, John	T/E	1910	Roberts, Alvin	TE	1976	Schmidt, Walter		1956-58	Smith, Jared	C	1993-96
Powers, George	QB/E	1924-25	Roberts, Clay	C	1952	Schmitz, Galen	DB/LB	1972-73	Smith, Kimball	G	1963, 65
Powers, Kenneth	DT	1981-83	Roberts, Cleve	OG	1995-96	Schmitz, Leonard	DT/G	1974-75	Smith, Laverne	RB	1973-76
Prater, John	G/C	1980-81	Roberts, Gene	RB	1942	Schneider, Dave	OG	1982	Smith, Lubbock	S	2009-12
Pratt, Richard	T	1963-65	Roberts, Jay	E	1961-63	Schnellbacher, Otto (Capt.)	E	1942, 46-47	Smith, Lynwood	E	1949-50
Prelock, Edward	T	1956-57	Roberts, Joe	RB	1942	Schonewiese, Quintin	T	1981, 83-84	Smith, Mac	PK	1986
Preston, Asheiki	QB	1993-94	Roberts, Marquis	LB	2015-16	Schopflin, Jack	T	1927-29	Smith, Mark	TE	1990
Preston, David	QB	1955-56	Robertson, Jerry	QB	1951-52	Schrant, John	T	1900	Smith, Mathew		1892
Preston, Robert	T/G	1954-55	Robinson, Bobby	RB	1956	Schriner, Scott	TB	1986	Smith, Nick	C	1999-2001
Price, William	QB/E	1910-12	Robinson, Delario	WR	1973	Schroeder, Arthur	RB	1928	Smith, Paul	QB/E	1955
Priest, Jason	DB	1988-91	Robinson, Glenn	LB	2000-02	Schroeder, Herman	G	1928	Smith, Quintin	WR	1986-89
Priest, Richard		1904-07	Robinson, Jerome	DE	2021-22	Schroeder, Sam	FB	2019	Smith, Ralph	G/T	1910
Pringle, James	RB	1916-17, 19	Robinson, Randolph	LB	1972	Schroll, John	TE	1970-72	Smith, Reginald A. (Capt.)	T	1923-25
Prologo, Nick	K	2012	Robinson, Stephon	WR	2018-19	Schuler, Gordon	G	1982-83	Smith, Reginald L.	T	1981-83
Promrenke, Bret	OLB	1991-93	Robison, James	QB/RB	1943, 45-46	Schumm, Jim	OT	1970-72	Smith, Russell	G	1924
Propernick, Anthony	FB	1927	Rodgers, Jack	QB	1950-51	Schwab, James		1911	Smith, Samuel	DL	1976-79
Prox, Dru	LB	2017-19	Rodgers, Keith	OLB	1992-95	Schwarzburg, Dodge	PK	1984	Smith, Shane	RB	2011-13
Pullia, Kyle	OL	2017	Rodino, Brian	OL	1994	Schweda, Brian	T	1962-64	Smith, Steven	QB	1980-81
Pumphrey, Norman	G	1945	Rodriguez, Cesar	OT	2004-07	Scott, Arthur	OT	1973-75	Smith, Thomas	G	1898-99
Puni, Dominick	OL	2022	Roe, Quincy	DB	1998-2001	Scott, Mitchell	FB	2000-01	Smith, Vern	G	1909
Puthoff, Justin	FB/TE	2010, 12	Roe, Spencer	FB	2019	Scott, Robert	C	1902	Smith, Will	OL	2016
Putnam, George	G	1906	Rogan, Pat	OLB	1990	Tanaka Scott	WR	2022	Smith, Willie	RB/E	1964-65
Pyles, Brandt	LB	1998	Rogers, Jake	G	1903-04	Scott, Thomas	QB	1947	Smith, Wint	G	1916, 19-20
			Rogers, Marcus (Capt.)	LB	1998-2001	Schniber, William (Bucky)	P	1980-82	Smithburg, Mike	OL	2013-14
			Rogers, Mike	TB	1984-87	Seigel, John	T	1934-36	Smithson, Fish (Capt.)	S	2014-16
			Rogers, Myron	E/T	1954	Semke, T.J.	DL/FB	2014-15	Smoot, Charles (Capt.)	C	1928-30
			Rohde, Theodore	RB	1954-56	Sendish, Cassius (Capt.)	S	2013-14	Sneed, James	QB/WR	1981-83
			Rohlf, Richard	S	1957-59	Seurer Jr., Frank	S	2016	Snell, Arnold (Capt.)	FB	1986-88
			Rojas, Alonso	P	2008-10	Seurer Sr., Frank	QB	1980, 82-83	Snyder, Jeff	RB	2001
			Rooney, Shane	TE	1995-97	Seymour, Brian	S	2005, 07	Snyder, Lance	OT	1990
			Root, Charles	T	1904-05	Shank, Albert	C	1974-76	Sobek, Lloyd	TE	1975, 77-79
			Root, Cooper	LB	2019	Shanklin, Donald	RB	1966-68	Sommers, Herbert	RB	1913
			Rosalis, Gabe	OT	1999-2001	Shanks, James	E/C	1963	Sorem, Milton	G	1929-30
			Ross, Errol	RB	1973-74	Shannon, Joe	DE/LB	1971-72	Sorem, Nelson	T	1928-30
			Ross, Roger	WR	2000-01	Shannon, John	RB	1926-28	Sosinski, James	TE	2018-19
			Ross, Zach	QB	2005	Shannon, Walter	RB	1923	Speak, Fred	RB	1895-96
			Rosser, Cameron	LB/DE	2014-16	Sharp, Jake	RB	2006-09	Spear, Robert	DB	1974
			Rossman, Richard	RB/G	1951-52	Sharp, Marc	QB	1975-76	Spear, Roy	C/T	1910
			Rost, Otto (Capt.)	G	1929-31	Sharpe, Lamar	DE	1994, 96-97	Spears, Derek	TE	2005-07
			Roth, Gregory (Capt.)	G	1963-65	Shaw, Tevin	S	2014-16	Spears, Doyle	DL	1982
			Rothrock, Irwin	RB	1893	Shawger, Frederick	G	1966	Spears, Dustin	DL	2009
			Rouse, Carl (Capt.)	E	1904-07	Shazor, Carl	DB	2000	Spencer, Colin	CB	2014-16
			Rouse, Wallace	T	1944, 49	Sheats, Eddie	DE	1971-72	Spencer, Oliver (Capt.)	G/T	1950-52

ALL-TIME LETTERMEN

Spencer, Riley	OL	2010-11, 13
Sperry, J. Bryan	E	1946-48
Sperry, Kenneth	G/E	1946-48
Spikes, Jeff	OL	2008-09, 11
Sprekelmeyer, Joe	RB	1960
Springer, Eugene	RB	1892
Springer, Justin	LB	2007-10
Spurgeon, Tristan	RB	1921-22
Spurney, Joe	G	1958-60
Staab, Ervill	G	1956, 58
Staab, Kent	C	1959-61
Stafford, Matt	DB	1990
Stallard, Mark	LB	1979
Stallman, Jason	TE	1989
Standage, David	C	1969-70
Stanley, Carter	QB	2016-19
Stapleton, George (Capt.)	T/G	1936-37
Starr, Wilbur	RB	1924-26
St. Clair, William	E	1893
Steele, Clarence	QB	1908
Steele, Mike	DT	1992-93
Steinberger, Earl	E	1893
Steinhauser, Jamey	DB	1983-86
Stephenson, Thomas	RB	1907-09
Sterling, Aslam	OL	2012-13
Sterling, Miles		1890
Sternberger, Jace	TE	2016
Stevens, James	G	1948
Stevens-McKenzie, Najee	DE	2018-19
Stevenson, Albert	RB	1955
Stevenson, Jason	OG	1999-2001
Steward, AJ	TE	2008, 10-11
Stewart, Brandon	CB	2015-16
Stewart, Jon	DL	1984-86
Stiebel, Jim	C	1994-96
Stinson, Wade	RB	1949-50
Stockdale, Don	G	1944
Stockemer, Gordon	G	1972-74
Stokes, Fred	LB	1893-95
Stokes, Sims	RB	1964
Stone, Charles	RB	1893-95
Stowers, Keon (Capt.)	DL	2012-14
Strauch, Walter (Capt.)	QB	1955-57
Strehlow, Chester	QB	1950-51
Stricker, Thomas	G/T	1904-05
Strickland, Tony	DE	2000-03
Strickler, Thomas	G	1904-05
Strother, George	T/G	1913-15
Stroud, Harold	C	1950
Strozier, Phillip	S	2007-10
Stryker, Wilburn		1914
Stubblefield, Dana	DT	1990-92
Stubbs, Tony	S	2002-04
Stuck, Arch	E	1930
Stucker, Charles	RB	1943
Stuckey, Darrell	S	2006-09
Stuewe, Edward	RB	1912-13
Stukey, Mano	RB	1934-35
Suagee, Edward	RB	1939-40
Suder, John	RB	1959-60
Sullivan, Hiram	RB	1953-54
Sullivan, James	RB	2016
Sullivan, Michael	T	1969-71
Sullivan, Terence	LB	1993-94
Sullivant, Milton (Capt.)	RB	1937-39
Sutherland, Dwight	E	1944
Sutter, Bill	DB	1987
Sutton, Mitchell	DT	1972-73
Swanson, Jason	QB	2004-05
Sweatman, Michael (Capt.)	LB	1965-67
Swengros, Glenn	QB	1956
Swenson, Paul	G	1983-85
Swift, Robert	K	1973-75
Swinford, Wes	LB	1989-92
Swoboda, Paul	G	1956-57
Sydney, Harry (Capt.)	RB	1978-80

T

Talib, Aqib (Capt.)	CB	2005-07
Talkington, Robert	T	1949-50
Tava, Jordan	DL	2012-13
Taylor, Caleb	DT	2022
Taylor, Frank	C	1924-26
Taylor, Garfield	RB	1980-81
Taylor, Jerry	E	1951-53
Taylor, Kent	TE	2015
Taylor, Shakkil	CB	2017-18
Taylor, Steven (Capt.)	DB	1973-75
Taylor Jr., Vaughn	DE	2017
Teddleton, Brock	DT	2001
Temple, Floyd	RB	1949
Tenenbaum, John	T	1941
Terrell, Darryl	RB	1987
Terry, Doug	DB	1988-91
Terry, Keeston	S	2011
Terry, Kevin	WR	2022
Testerman, Harold	E	1924-25
Tharp, Huldon	LB	2009, 11-12
Thiel, Larry	LB	1990-93
Thierolf, Judson (Grant)	C/G	1979-82

Thomas, Fred	QB	1992
Thomas, Orlo	G	1949
Thomas, Ricky	S	2018-19
Thompson, Blake	T	1974-76
Thompson, Broderick	DT	1981-82
Thompson, Deron	RB	2017-18
Thompson, Kenneth	DB	2003-05
Thompson, Kyle (Capt.)	P	2017-19
Thompson, Matt	OL	2004-05
Thompson, Thomas	T	1962-64
Thoren, Jason	LB	1994-97
Thornberry, Wallace	T	1902
Thornton, Justin	S	2006-09
Thorson, Brad	OL	2008-10
Tice, Orbon	E	1946-51
Tiger, Kenneth (Capt.)	G	1961-62
Timmons, Rod	DL	1983
Toburen, Chris	LB	1978-81
Todd, John	QB	1915-17
Todd, Richard	G	1954
Tomlinson, Richard (Capt.)	G	1947-49
Toomey, Gabriel	LB	2003-04
Toppis III, Robert	S	2018
Tornedén, Bryce (Capt.)	S	2016-19
Tovi, Andru	OL	2017-19
Towle, Steve (Capt.)	LB	1972-74
Tracy, Brian	PK	2001
Traylor, John	RB	1955-57
Trossen, Ken	DT	1987-88
Truitt, Walter		1891
Tucker, George	RB/T	1898-1900
Tucker, John		1897
Tucker, Kyle	P	2004-07
Tucker, Robert	DL	1984-85
Tudor, Herbert	G	1912-13
Tumpich, Joseph	DB	1979-80
Turgeon, Orville	C	1966-68
Turner, Jeff	LB	1972-73, 75
Turner, Jesse	E	1942, 46
Turner, Lucius	WR	1970-71
Turner, Paul	K	1946
Turner, Warren	G/T	1937-39
Turzilli, Andrew	WR	2011-13
Tushaus, Kirk	G	1979
Tyler, Matt	P	1998-99
Tyree, Greg	LB	2001-04
Tyrer, Jason	LB	1988-90
Tyrell, Chris	P	2001-04
Tyus, Robert	DE	1969-70

U

Ulrich, Hubert (Capt.)	E	1939-41
Unruh, Arch	QB	1950-52
Unruh, Otto	E	1950-52

V

Vanatta, Chester	C	1957-58
Vandaveer, Marvin	RB/QB	1940-41
Vandree, Matt	WR	1995
Vann, Derek	WR	2001
Vann, Eric	RB	1994-97
Van Saun, Paul	DT	1972-75
Van Sickle, Herschel	C	1976
Vang, Pete	TE	1990-93
Vang, Shawn	OG	1995-98
Vanoy, Vernon	DE	1967-68
Vaughn, Joe (Capt.)	C	2003-04
Vaughn, Robert	CB	1990-93
Vaughn, Willie	WR	1985-88
Vaught, John	LB	1978
Vechiarella, Bill	DB	1983-85
Verdugo, Kevin	QB	1987
Vernon, Reis	P	2022
Vernson, Harry	G/T	1916
Verser, David	WR	1977-80
Vidoli, Marino	OG	1989
Vignatelli, Bradley	DB	1981
Vignatelli, Eugene	G/T	1952-54
Vincendese, Mark	QB/WR	1976-78
Vincent, Wilbur (Capt.)	RB	1900-02
Visini, Junior	OL	2014
Vogel, Jack	T	1935-36
Voights, Emil	E	1896-97
Voigts, Myron	T	1925-26

W

Wade, Clifford	G	1943
Wagoner, Daniel	DB	1978, 80-81
Wahmeier, Galen (Capt.)	T/C	1955-56
Walker, Malcolm	LB	2011
Walker, Marion	G	1962-63
Walker, William	C	1894-97
Wall, Charles	RB/K	1925-26
Wallace, Clyde	RB	1906
Wallace, Dwayne	OL	2018
Walters, William	E	1964-66
Walters, Wyeth	QB/RB	1924
Walton, Alvin	DB	1984
Walton, David	DT	1987-89
Walton, Jack	RB	1943

Ward, Lewis	G/T	1935-37
Ward, Ronnie	OLB	1992-94, 96
Waring, Clarence	RB	1905, 08
Warner, Ron	OLB	1996
Warren, Charles	C	1937-39
Warren, Thad	DB	1994-95
Washington, Eric	LB	2005-06
Watkins, Brandon	LB	2001-04
Watkins, Frank	C	1932-34
Watkins, Johnnie	DB	2003
Watkins, Travis (Capt.)	DT	2001-04
Watson, Kyron	LB	2014-15
Wattelet, Frank	DB	1978-80
Watts, Keith	DT	2002
Waxse, David	RB	1965-66
Waylan, Larry	T/G	1961
Weatherbie, Jonas	QB	2002
Weatherby, James	RB	1944
Weaver, Doug	DT	1994
Weaver, Richard	RB	1932
Webb, Anthony	DB	2006-07
Webb, Jordan	QB	2010-11
Webb, Scott	PK	2004-07
Wedel, Brad	TE	1984-87
Weekley, Monroe	DE	2003
Weger, John	G/T	1973
Wegner, Zac (Capt.)	QB	1997-99
Wehrman, Geoff	DB	1988
Weidlein, Gary	C	1921-22
Weidlein, William (Capt.)	G/T	1911-13
Weidner, Odell	LB	1972-74
Weir, John	G	1968-69
Weich, Kenney		1920
Wellman, Joe	QB	1925-26
Wellman, Michael	C	1976-77
Wells, Dean	RB	1949-51
Wells, Dick		1932-34
Wenstrand, Charles	E/RB	1938
Werner, Mike	DL	1984, 86
Wertzberger, John	C	1956-58
Wertzberger, Kenneth	G	1966-68
Wheeler, Cornel	LB	2022
Wessling, David	T	1980-82
Wheeler, Jeff	DE	2006-09
Whitaker, Bob	OL	2003-06
White, Bob	RB/QB	1933-34
White, Bryan	DB	1989
White, David	DT	1986-87
White, George	RB	1990-94
White, Jesse	E	1905-07
White, Larry	G	1965-66
White, Ronald	G/E	1950-51
White, Olysses	E	1970-71
Whitla, Ezra	E	1901
Whittaker, Scott	OT	1993-96
Whittemore, Bill (Capt.)	QB	2002-03
Whitten, Bobby	T	1978-80
Wiedemann, Franz		1912
Wienecke, Emil	QB	1935-37
Wier, Brandon	DB	1998-2001
Wilbers, Mark	DT	1979-82
Wilcox, Charles (Capt.)	C/T	1898-1900
Wilder, Wayne	DL	2005-06
Wilhelm, Glenn	RB	1910
Wilhelm, Steven	G	1969
Willeford, Brent	TE	1991-94
Williams, Algen	WR	1999-2000
Williams, Darnell	LB	1983, 85
Williams, Delvin	RB	1971-73
Williams, D.J.	DT	2015
Williams, Devon	DT	2015-16
Williams, Dom	RB	2017-19
Williams, John	NT	1996-99
Williams, John	DT	2009-10, 12
Williams, Josh	DE	2012
Williams, Lynn	TB	1984-85
Williams, Lynn	RB	1943
Williams, Mark	QB	1994-95
Williams Jr., Pooka	RB	2018-19
Williams, Takulve	WR	2018-19
Williamson, Oran (Capt.)	QB	1890-95
Willis, Darius	LB/DE	2011-13
Willis, Ryan	QB	2015-16
Wilson, Ben		1945
Wilson, C.		1894
Wilson, Carl	OL	2008-09
Wilson, Clarence	QB	1921-22
Wilson, Donald	QB	1948
Wilson, Eddie	DT	2022
Wilson, Forrest	RB	1942
Wilson, Gilbert	RB	1959-61
Wilson, Harold	QB	1912-13
Wilson, Henry		1894
Wilson, Ivanhoe	E/G	1916
Wilson, Johnathan	WR	2007-10
Wilson, Roy	QB	1903, 05
Wilson, Trevor	WR	2021-22
Wilson, Wayne	C/RB	1937, 40
Wimbush, David	RB	1997-2000
Winslow, Clarence	E	1936

Winter, Winton	C	1950-51
Winter Jr., Winton	C	1973
Wirtel, John	LS	2013-18
Wise, Daniel	DT	2015-18
Wohlford, Cecil	G	1964-66
Wolfe, Ian	OT	2007, 09
Wood, Harley	G	1907-08
Wood, Walter	QB/C	1914-15, 19
Woodbury, Charles	RB	1910-11
Woodbury, Harold	RB	1910
Woodruff, Lawrence	C	1923
Woods, Gregory	T/G	1976
Woods, Quintin	DE	2009-10
Woodward, David	T/G	1898-99
Woodward, George	RB	1916
Woody, Warren	C	1951-52
Woody, Warren	G	1916-17, 20
Woolfolk, Raymond	G	1952-53
Worley, George	G	1963
Wright, Arist	LB	2006-09
Wright, Dennis	RB	1975-76
Wright, Ernest	TE	1980, 82-83
Wright, Isaac	RB	2011
Wright, Jahmal	DB	1998-99
Wright, Sylvester	OLB	1991-94
Wyggle, Ralph	T	1944
Wyman, Matthew	K	2013-16

Y

Yarnell, Lyndall	DE	1983-84, 86
Yeo, Clyde		1902
Young, Craig	LB	2022
Young, James	DE	1974-77
Young, Kevin	DL	2010-13
Young, Scellars	LB	1977-80
Young, Zackary	LS	2013

Z

Zaffaroni, Paul	LB	1988-90
Zell, Tony	QB	1994
Zida, James	LB	1977-79
Ziegler, Wayne	DB	1983-86
Zimmerman, James	T	1940
Zlatnik, Duane	DL/OL	2009-12
Zook, Dean	DE	1972-74
Zook, John (Capt.)	DE	1966-68
Zuber, Harold (Capt.)	RB	1924-26
Zunica, Michael	LB/FB	2014-16
Zvolanek, Joe	E	1931

This listing of all-time lettermen is as complete and accurate as historical records allow. Included are names -- in some instances first name and not actual name on roster -- along with position and years lettered of the more than 2,000 letterwinners who have played at the University of Kansas. Corrections and additions are welcomed if they can be verified. Inquiries should be directed to the KU Communications Office.

CAPSULE HISTORY



1890 SHERMAN SCORES FIRST KU TOUCHDOWN

Kansas played its first official football game, losing to Baker University in Baldwin, Kansas, 22-9. Right halfback A.F. Sherman scored KU's first touchdown on a punt return. An account of the game in the *Weekly University Courier* described Sherman's TD: "Hudson punted the ball down the field. Sherman managed to get the ball and made a phenomenal run for the first Kansas score ever made in football."

1899 KANSAS HAS FIRST PERFECT SEASON

In his only season as head coach at Kansas, Fielding H. Yost led the Jayhawks to a 10-0 record, which represents one of just two perfect seasons in the 129 years of football competition. KU outscored its opponents 280-37 and averaged 28 points per game. Yost, who later gained fame as head coach at Michigan, was inducted into the College Football Hall of Fame in 1951.

1908 FIRST CONFERENCE CHAMPIONSHIP

The Jayhawks finished with a 9-0 record, outscoring their opponents 131-20, and claimed the school's first conference championship by finishing with a 4-0 record in the Missouri Valley Intercollegiate Conference.

1912 KU DEFEATS MU IN FIRST HOMECOMING

Playing its first Homecoming game before a crowd of 9,000 fans at McCook Field, KU downed rival Missouri, 12-3. Jayhawk coach Arthur Mosse used a new offensive alignment, known as the "Minnesota Shift" to confuse the Tigers that afternoon.

1920 PHOG ALLEN BUILDS A FOOTBALL STADIUM

Legendary KU basketball coach Phog Allen, in his only season as head football coach, rallied his team from a 20-0 halftime deficit to a 20-20 tie against Nebraska. Leading the team were senior quarterback Dutch Lonborg and halfback John Bunn, who were later inducted into the College Basketball Hall of Fame. Monday, students and faculty gathered to celebrate the comeback and more than \$200,000 was pledged over a three-day period to build a concrete stadium to replace McCook Field.

1921 JAYHAWKS OPEN PLAY IN MEMORIAL STADIUM

In the first game in Memorial Stadium, the Jayhawks defeated Kansas State, 21-7, in front of 5,160 fans. When the stadium opened, the east and west side stands were completed with a capacity of 22,000. The final game of the 1921 season saw KU down Missouri, 15-9, before 15,480 fans.



1931 KU PLAYS HASKELL IN FIRST HOME NIGHT GAME

On a Friday night, Oct. 2, Kansas hosted the Haskell Indians in the first-ever home night game in Jayhawk football history. The concept for a night game came from KU athletics director Phog Allen, who was able to transport portable lights that were borrowed from Haskell Stadium (also in Lawrence) and put them in place at Memorial Stadium. In front of 11,000 fans, Haskell surprised KU with a 6-0 victory.

1947 EVANS & SCHNELLBACHER: FIRST TEAM ALL-AMERICANS

Led by KU's first two All-America selections - halfback Ray Evans and end Otto Schnellbacher - the Jayhawks finished the season with an 8-1-2 record, tied for first in the conference and capped the season by playing Georgia Tech in the 1948 Orange Bowl. It marked KU's first appearance in a postseason bowl game. Among the victories that season for head coach George Sauer was an 86-6 win against South Dakota State, which represents the most points a KU team has ever scored in a single game. KU finished the year ranked 12th in the final Associated Press poll.

DR. JAMES NAISMITH

& THE GAME OF FOOTBALL

The man credited with inventing the game of basketball - Dr. James Naismith (right) - also had a significant impact on the development of football. Naismith took a football and cut it lengthwise and placed it over his head to protect his ears as a football player at Springfield College. Thus, the first football helmet was invented.

Naismith was hired by the University of Kansas in 1898 as director of physical education on the recommendation of legendary football coach Amos Alonzo Stagg. He retired from active teaching in 1937 after 39 years as a member of the KU faculty.

CAPSULE HISTORY

1960 JAYHAWKS UPSET A NO. 1-RANKED TEAM

The Jayhawks faced one of the most challenging schedules in school history, facing three teams (Syracuse, Iowa and Missouri) ranked No. 1 in the nation. KU lost early in the season to Syracuse (14-7) and Iowa (21-7), but the elite backfield combination of John Hadl, Curtis McClinton, Doyle Schick and Bert Coan helped lead the Jayhawks to a 23-7 upset win versus then No. 1-ranked Missouri. The win was later forfeited when it was determined that Coan had received a free plane ride to the College Football All-Star Game in Chicago from a KU alum.

1963 SAYERS SCAMPERS FOR NCAA RECORD

Hall of Fame halfback Gale Sayers put his name in the college football record book by breaking loose on a 99-yard run against Nebraska in Lincoln, the longest run from scrimmage at that time in NCAA history. Only four other backs (including KU's Eric Vann) have accomplished a run of that length in the history of college football.

1967 A COACHING STAFF OF EXCELLENCE

After finishing with a 5-5 record in his first season as head coach in 1967, Pepper Rodgers assembled one of the greatest coaching staffs in KU history to begin the 1968 season. The staff included several assistants who would later achieve fame as head coaches, including John Cooper (Tulsa, Arizona State and Ohio State), Dick Tomey (Arizona), Terry Donahue (UCLA), the late Dave McLain (Wisconsin) and Don Fambrough (Kansas). The staff also included Doug Weaver (former athletics director at Georgia Tech and Michigan State) and Larry Travis (former athletics director at Kansas State and Western Carolina).

1968 ROGERS TAKES KU TO ORANGE BOWL

Under the guidance of coach Pepper Rodgers, KU came within five points of an undefeated season and a victory in the Orange Bowl. The Jayhawks tied for first in the Big Eight and finished 9-2 with losses to Oklahoma (27-23) during the regular season and Penn State (15-14) in the Orange Bowl. Among the standouts were quarterback Bobby Douglass and fullback John Riggins.

1973 A CARDIAC SEASON

The Jayhawks experienced a cardiac season with six games decided by two points or less -- the most games decided by that margin in NCAA history. KU finished the year with a 7-4-1 record, winning three of those close encounters, and played North Carolina State in the Liberty Bowl.

1975 CROMWELL GUIDES KU TO UPSET OVER OU

Kansas defeated No. 2 Oklahoma in Norman, 23-3, to end the Sooners' 28-game winning streak and 37-game unbeaten string. Earlier in the season, quarterback Nolan Cromwell set a new NCAA record for rushing yards by quarterbacks with 294 yards on 28 carries in a 20-0 win against Oregon State.

ED HARVEY & HOMER FLOYD

BREAKING BARRIERS

ED HARVEY became the first African-American to play football at Kansas, earning his "K" letter as a member of the 1893 Jayhawk team. Harvey's parents were born into slavery and later escaped Quantrill's Raid in Lawrence. They became share croppers and were able to put their three sons through college.

It was 62 years later when HOMER FLOYD, a standout at Massillon (Ohio) High School, broke the modern-day color barrier to play football at KU. Floyd enrolled at Kansas at the urging of his

high school coach, Chuck Mather, who served as the Jayhawk head coach from 1954-57.

Floyd, a team captain in 1958, started all 30 games of his career (1955-58) on offense and defense. He led the Jayhawks in rushing yardage all three years and earned all-conference honors as a senior. Floyd later played for the Edmonton Eskimos of the Canadian Football League and then served as executive director of the Pennsylvania Human Relations Commission.



ED HARVEY



HOMER FLOYD

1991 TUXEDO TONY RUSHES FOR 396 YARDS

Running back "Tuxedo" Tony Sands set an NCAA single-game record by rushing for 396 yards on 58 carries in a 53-29 win against Missouri in Lawrence. Sands was later named Offensive Player of the Year in the Big Eight Conference.

1992 FIRST BOWL WIN IN 31 YEARS

Head coach Glen Mason guided KU to its first bowl win in 31 years as the Jayhawks defeated Brigham Young, 23-10, in the 1992 Aloha Bowl. Led by defensive linemen Dana Stubblefield and Gilbert Brown, along with quarterback Chip Hilleary, KU finished the season with an 8-4 record and placed third in the Big Eight Conference.

1995 SURPRISE TEAM OF COLLEGE FOOTBALL

Picked to finish fifth in the Big Eight preseason polls, the Jayhawks were one of the surprise teams of college football with a 10-2 season and a win over UCLA in the Aloha Bowl. Along the way, KU defeated two ranked teams (Colorado and Oklahoma) on the road. The season ended with a twist of drama as head coach Glen Mason announced just prior to the bowl game that he was leaving after the UCLA encounter to become head coach at Georgia. Mason later changed his mind and stayed as head coach, informing his team on the morning of the Aloha Bowl. KU cruised to a 51-30 victory.

1997 KANSAS NABS 500TH VICTORY

Terry Allen was on the sidelines for his second conference victory as head coach at KU and the school's 500th win in school history as the Jayhawks downed Oklahoma, 20-17.

2005 KU REACHES SECOND BOWL GAME IN THREE YEARS

Mark Mangino became the first head coach in KU history to lead his team to two bowl games in a three-year span as the team faced Houston in the Fort Worth Bowl. KU clobbered the Cougars, 42-13. Quarterback Jason Swanson was named the game's Most Outstanding Player.

2007 JAYHAWKS CLAIM BCS BOWL VICTORY

Consensus National Coach of the Year Mark Mangino guided the Jayhawks to arguably the greatest season in Kansas football history as the Jayhawks won a BCS Bowl (FedEx Orange Bowl), finished the year ranked seventh in the country for the second-highest ranking in school history, and posted a 12-1 record. Three Jayhawks: Aqib Talib, Anthony Collins and James McClinton, earned All-America honors as KU was the only team in the nation to rank in the top five in both scoring offense and scoring defense. The Jayhawks became the talk of the nation after running up 11-straight victories before suffering their first loss in a matchup with Missouri. KU entered that regular-season finale ranked second in the country while the Tigers were listed third. Despite the loss, the Jayhawks were selected to play in a BCS game and finished the season with a victory against No. 5 Virginia Tech in the FedEx Orange Bowl.

2008 JAYHAWKS REACH CONSECUTIVE BOWL GAMES FOR FIRST TIME IN HISTORY

For the first time in school history Kansas played in bowl games in consecutive years as the 2008 Jayhawks won the 2008 Insight Bowl a season after claiming the 2008 Orange Bowl. KU's 20 combined wins in 2007 and 2008 were the most in school history as well.

2022 KANSAS REACHES FIRST BOWL GAME SINCE 2008 IN LEIPOLD'S SECOND YEAR

After nearly 15 years, Kansas played in its first bowl game since 2008 in the AutoZone Liberty Bowl. In addition, the 2022 Kansas football season was highlighted by its first 5-0 start since 2009 and hosted ESPN's College Gameday for the first time in program history.

YEAR-BY-YEAR RESULTS

1890 (1-2)

Captain: Howard Peairs

Nov. 22	at Baker	L	9-22
Nov. 27	at KC YMCA	L	10-18
Dec. 8	Baker	W	14-12

E.M. HOPKINS

1 SEASON, 1891
7-0-1, .938



1891 (7-0-1)

Captain: John Kenzie

Oct. 31	vs. Missouri (at K.C.)	W	22-8
Nov. 17	at Washburn	W	32-10
Nov. 21	WASHBURN	W	38-10
Nov. 26	at KC YMCA	W	22-4
Nov. 28	at Baker	W	18-4
Dec. 5	vs. Iowa (at K.C.)	W	14-12
Dec. 17	BAKER	W	8-0
Dec. 22	vs. Washington (Mo.) (at K.C.)	T	6-6

A.W. SHEPARD

2 SEASONS, 1892-93
9-6, .600



1892 (7-1)

Captain: John Kenzie

Oct. 15	at Denver AC	W	20-6
Oct. 20	BAKER	W	14-0
Oct. 28	WASHBURN	W	36-0
Nov. 1	*ILLINOIS	W	26-4
Nov. 5	vs. Iowa (at K.C.)	W	24-4
Nov. 12	at Nebraska	W	12-0
Nov. 19	at Baker	L	0-18
Nov. 26	vs. Missouri (at K.C.)	W	12-4

*First game at McCook Field

1893 (2-5)

Captain: A.R. Champlin

Oct. 14	at Minnesota	L	6-12
Oct. 25	BAKER	L	12-14
Oct. 28	at Denver AC	L	10-24
Nov. 4	vs. Iowa (at K.C.)	W	35-24
Nov. 18	at Nebraska	W	18-0
Nov. 24	vs. Michigan (at K.C.)	L	0-22
Nov. 30	vs. Missouri (at K.C.)	L	4-12

HECTOR COWAN

3 SEASONS, 1894-96
15-7-1, .674



1894 (2-3-1)

Captain: O.K. Williamson

Oct. 14	DOANE	W	22-12
Oct. 28	OTTAWA	T	6-6
Nov. 3	at Iowa	L	14-18
Nov. 11	vs. Michigan (at K.C.)	L	12-22
Nov. 22	at Nebraska	L	6-12
Nov. 31	vs. Missouri (at K.C.)	W	18-12

1895 (6-1)

Captain: W.H. Piatt

Sept. 21	vs. Midland (at Atchison)	W	28-0
Oct. 5	MIDLAND	W	56-0
Oct. 11	at Emporia State	W	10-0
Nov. 2	IOWA	W	52-0
Nov. 9	vs. Doane (at K.C.)	W	32-0
Nov. 16	at Nebraska	W	8-4
Nov. 28	vs. Missouri (at K.C.)	L	6-10

1896 (7-3)

Captain: B.D. Hamill

Sept. 27	HASKELL	W	32-0
Oct. 4	ABILENE	W	6-0
Oct. 11	EMPORIA STATE	W	26-0
Oct. 18	at Denver AC	W	8-6
Oct. 25	at Iowa	L	0-6
Nov. 1	vs. KC Medical (at K.C.)	L	0-8
Nov. 8	NEBRASKA	W	18-4
Nov. 14	DOANE	W	16-4
Nov. 26	vs. Missouri (at K.C.)	W	30-0
Nov. 28	vs. Minnesota (at K.C.)	L	0-12

WILLIE G. WOODRUFF

2 SEASONS, 1897-98
15-3, .833

1897 (8-2)

Captain: A.R. Kennedy

Oct. 6	vs. KC Medical (at K.C.)	W	22-8
Oct. 8	MIDLAND	W	40-0
Oct. 9	HASKELL	W	40-0
Oct. 16	WARRENSBURG	W	23-0
Oct. 23	at Glasco (Kan.)	W	23-0
Oct. 30	IOWA	W	56-0
Nov. 6	at St. Mary's	W	28-0
Nov. 13	at Nebraska	L	5-6
Nov. 20	vs. KC Medical (at K.C.)	L	0-2
Nov. 25	vs. Missouri (at K.C.)	W	16-0

1898 (7-1)

Captain: Arthur St. L. Mosse

Sept. 24	HASKELL	W	15-0
Oct. 5	vs. KC Medical (at K.C.)	W	6-0
Oct. 15	IOWA STATE	W	11-6
Oct. 22	at Warrensburg	W	33-0
Oct. 29	at Ainsworth Medical	W	40-0
Nov. 5	NEBRASKA	L	6-18
Nov. 12	KC MEDICAL	W	6-0
Nov. 24	vs. Missouri (at K.C.)	W	12-0

FIELDING H. YOST

1 SEASON, 1899
10-0, 1.000



1899 (10-0)

Captain: Hubert Avery

Sept. 30	HASKELL	W	12-0
Oct. 7	WASHBURN	W	35-0
Oct. 14	OTTAWA	W	29-6
Oct. 21	DRAKE	W	29-5
Oct. 28	HASKELL	W	18-0
Nov. 4	at Ottawa	W	29-0
Nov. 11	at Emporia State	W	35-0
Nov. 18	at Nebraska	W	36-20
Nov. 25	WASHBURN	W	23-0
Nov. 30	vs. Missouri (at K.C.)	W	34-6

CHARLES BOYNTON

1 SEASON, 1900
2-5-2, .333

1900 (2-5-2)

Captain: Charles Wilcox

Oct. 1	at Ottawa	W	6-0
Oct. 6	WASHBURN	L	0-24
Oct. 20	EMPORIA STATE	T	6-6
Oct. 27	at South Dakota	W	42-0
Nov. 3	vs. KC Medical (at K.C.)	L	15-23
Nov. 10	WASHBURN	L	0-29
Nov. 17	NEBRASKA	L	0-12
Nov. 21	at Emporia State	L	0-18
Nov. 29	vs. Missouri (at K.C.)	T	6-6

JOHN OUTLAND

1 SEASON, 1901
3-5-2, .400



1901 (3-5-2)

Captain: Julian Jenkinson

Sept. 29	OTTAWA	L	5-16
Oct. 5	EMPORIA STATE	W	36-10
Oct. 14	at Kirksville Osteop.	W	17-6
Oct. 19	at Washburn	T	0-0
Oct. 26	at Wisconsin	L	0-50
Oct. 30	at Beloit	T	0-0
Nov. 9	HASKELL	L	5-18
Nov. 16	NEBRASKA	L	5-29
Nov. 23	TEXAS	W	12-0
Nov. 28	vs. Missouri (at K.C.)	L	12-18

YEAR-BY-YEAR RESULTS

ARTHUR CURTIS

1 SEASON, 1902
6-4, .600



1902 (6-4)

Captain: W.D. Vincent

Sept. 29	FAIRMONT (Wichita)	W	6-0
Oct. 4	KANSAS STATE	W	16-0
Oct. 11	WASHBURN	W	34-0
Oct. 18	KC MEDICAL	W	13-0
Oct. 25	at Wisconsin	L	0-38
Oct. 29	at Knox College	L	0-5
Nov. 8	at Nebraska	L	0-16
Nov. 5	HASKELL	L	5-24
Nov. 20	at Emporia State	W	17-5
Nov. 27	vs. Missouri (at K.C.)	W	17-5

HARRISON S. WEEKS

1 SEASON, 1903
6-3, .667



1903 (6-3)

Captain: Alpha Brumage

Sept. 28	COLLEGE OF EMPORIA	W	32-0
Oct. 3	KANSAS STATE	W	34-0
Oct. 10	EMPORIA STATE	W	12-0
Oct. 17	at Colorado	W	12-11
Oct. 24	HASKELL	L	6-12
Oct. 31	at Washburn	L	0-5
Nov. 7	OKLAHOMA	W	17-5
Nov. 14	NEBRASKA	L	0-6
Nov. 26	vs. Missouri (at K.C.)	W	5-0

A.R. KENNEDY

7 SEASONS, 1904-10
52-9-4, .83



1904 (8-1-1)

Captain: Albert Hicks

Sept. 24	COLLEGE OF EMPORIA	W	6-0
Oct. 1	EMPORIA STATE	W	34-0
Oct. 6	HASKELL	L	6-23
Oct. 15	COLORADO	T	6-6
Oct. 21	at Oklahoma	W	16-0
Oct. 29	at Washburn	W	5-0
Nov. 5	NOTRE DAME	W	24-5
Nov. 12	vs. Washington (Mo.) (at St. Louis)	W	12-0
Nov. 19	at Kansas State	W	41-4
Nov. 24	vs. Missouri (at K.C.)	W	29-0

1905 (10-1)

Captain: Arthur Pooler

Sept. 23	WILLIAM JEWELL	W	23-0
Oct. 4	COLLEGE OF EMPORIA	W	45-0
Oct. 7	at Arkansas	W	6-0
Oct. 9	at Drury	W	11-0
Oct. 14	at Emporia State	W	32-0
Oct. 21	OKLAHOMA	W	34-0
Oct. 28	vs. Colorado (at Denver)	L	0-15
Nov. 4	WASHINGTON (Mo.)	W	21-0
Nov. 11	at Washburn	W	18-11
Nov. 25	KANSAS STATE	W	28-0
Nov. 30	vs. Missouri (at KC)	W	24-0

1906 (6-2-2)

Captain: Prentiss Donald

Sept. 22	WILLIAM JEWELL	W	18-0
Oct. 3	COLLEGE OF EMPORIA	W	25-0
Oct. 6	ST. MARY'S	W	18-0
Oct. 13	ARKANSAS	W	35-7
Oct. 20	OKLAHOMA	W	16-0
Nov. 3	at Saint Louis	L	2-34
Nov. 10	at Washburn	T	0-0
Nov. 17	*at Nebraska	W	8-6
Nov. 24	at Kansas State	L	4-6
Nov. 29	vs. Missouri (at KC)	T	0-0

*KU's 100th victory

MISSOURI VALLEY INTERCOLLEGIATE ATHLETIC ASSOCIATION

1907-28

1907 (5-3, 1-1) MVC: 3RD

Captain: Carl Rouse

Oct. 5	WILLIAM JEWELL	W	38-0
Oct. 12	ST. MARY'S	W	14-2
Oct. 19	at Oklahoma	W	15-0
Oct. 26	KANSAS STATE	W	29-10
Nov. 2	at Washburn	L	5-12
Nov. 9	NEBRASKA	L	6-16
Nov. 16	at St. Louis	L	0-17
Nov. 28	vs. *Missouri (at St. Joseph)	W	4-0

* KU's first conference victory

1908 (9-0, 4-0) MVC: *1ST

Captain: G.T. Crowell

Sept. 26	EMPORIA STATE	W	11-0
Oct. 3	ST. MARY'S	W	24-0
Oct. 10	KANSAS STATE	W	12-6
Oct. 17	OKLAHOMA	W	11-0
Oct. 24	WASHINGTON (Mo.)	W	10-0
Nov. 7	WASHBURN	W	23-0
Nov. 14	at Nebraska	W	20-5
Nov. 21	at Iowa	W	10-5
Nov. 26	vs. Missouri (at K.C.)	W	10-4

*KU's first conference championship

1909 (8-1, 3-1) MVC: 2ND

Captain: Carl Pleasant

Sept. 25	EMPORIA STATE	W	55-0
Oct. 2	ST. MARY'S	W	29-0
Oct. 9	OKLAHOMA	W	11-0
Oct. 16	at Kansas State	W	5-3
Oct. 23	WASHINGTON (Mo.)	W	23-0
Oct. 30	at Washburn	W	17-0
Nov. 6	at Nebraska	W	6-0
Nov. 20	IOWA	W	20-7
Nov. 26	vs. Missouri (at K.C.)	L	6-12

1910 (6-1-1, 1-1-1) MVC: 5TH

Captain: Tommy Johnson

Oct. 1	OTTAWA	W	11-0
Oct. 8	ST. MARY'S	W	9-5
Oct. 15	BAKER	W	21-0
Oct. 22	at Drake	W	6-0
Oct. 29	WASHBURN	W	21-6
Nov. 5	NEBRASKA	L	0-6
Nov. 12	at Oklahoma	W	2-0
Nov. 24	vs. Missouri (at K.C.)	T	5-5

RALPH W. SHERWIN

1 SEASON, 1911
4-2-2, .625



1911 (4-2-2, 1-1-1) MVC: 3RD

Captain: Earl Ammons

Oct. 7	BAKER	T	0-0
Oct. 14	ST. MARY'S	W	47-0
Oct. 21	at Kansas State	W	6-0
Oct. 28	DRAKE	W	11-3
Nov. 4	at Washburn	W	14-6
Nov. 11	OKLAHOMA	L	0-3
Nov. 18	NEBRASKA	L	0-29
Nov. 23	*MISSOURI	T	3-3

*First KU-MU game played on campus

ARTHUR MOSSE

2 SEASONS, 1912-13
9-7, .563



1912 (4-4, 1-2) MVC: 5TH

Captain: Howard Brownlee

Oct. 5	ST. MARY'S	W	62-0
Oct. 12	WARRENSBURG	W	27-0
Oct. 19	at Drake	L	0-6
Oct. 26	KANSAS STATE	W	19-6
Nov. 2	OKLAHOMA	L	5-6
Nov. 9	at Washburn	L	0-10
Nov. 16	at Nebraska	L	3-14
Nov. 23	*MISSOURI (HC)	W	12-3

*KU's first homecoming game (HC)

1913 (5-3, 3-2) MVC: 3RD

Captain: William Weidlein

Oct. 4	WILLIAM JEWELL	W	7-0
Oct. 11	WASHINGTON (Mo.)	W	55-7
Oct. 18	DRAKE	W	11-0
Oct. 25	at Kansas State	W	26-0
Nov. 1	at Oklahoma	L	7-21
Nov. 8	WASHBURN	W	14-0
Nov. 15	NEBRASKA (HC)	L	0-9
Nov. 22	at Missouri	L	0-3

YEAR-BY-YEAR RESULTS

H.M. WHEATON

1 SEASON, 1914
5-2-1, .688



1914 (5-2-1, 2-2) MVC: 4TH

Captain: John Detwiler

Oct. 3	WILLIAM JEWELL	W	48-2
Oct. 10	COLLEGE OF EMPORIA	W	7-0
Oct. 17	at Drake	W	32-7
Oct. 26	KANSAS STATE	W	27-0
Oct. 31	OKLAHOMA	T	16-16
Nov. 7	at Washburn	W	20-14
Nov. 14	at Nebraska	L	0-35
Nov. 21	MISSOURI	L	7-10

HERMAN OLCOTT

3 SEASONS, 1915-17
16-7-1, .688



1915 (6-2, 3-1) MVC: 2ND

Captain: D.S. James

Oct. 2	WILLIAM JEWELL	W	20-0
Oct. 9	EMPORIA STATE	W	21-3
Oct. 16	DRAKE	W	30-7
Oct. 23	at Kansas State	W	19-7
Oct. 30	at Oklahoma	L	14-23
Nov. 6	WASHBURN	W	41-0
Nov. 13	NEBRASKA (HC)	L	0-33
Nov. 27	at Missouri	W	8-6

1916 (4-3-1, 1-2-1) MVC: 5TH

Captain: Adrian Lindsey

Sept. 30	EMPORIA STATE	W	13-0
Oct. 7	at Illinois	L	0-30
Oct. 14	at Iowa State	L	0-13
Oct. 28	KANSAS STATE	T	0-0
Nov. 4	OKLAHOMA	W	21-13
Nov. 11	at Washburn	W	27-0
Nov. 18	*at Nebraska	W	7-3
Nov. 30	MISSOURI (HC)	L	0-13

*Victory ended Nebraska's 34-game unbeaten string

1917 (6-2, 3-1) MVC: T-3RD

Captain: Harry Neilson

Oct. 6	at Illinois	L	0-22
Oct. 13	EMPORIA STATE	W	33-0
Oct. 20	WASHBURN	W	34-2
Oct. 27	IOWA STATE	W	7-0
Nov. 3	at Kansas State	W	9-0
Nov. 10	at Oklahoma	W	13-6
Nov. 17	NEBRASKA (HC)	L	3-13
Nov. 29	MISSOURI	W	27-3

JAY BOND

1 SEASON, 1918
2-2, .500



*1918 (2-2) MVC: NO STANDINGS

Captain: Lewis Foster

Nov. 9	OKLAHOMA	L	0-33
Nov. 16	at Nebraska	L	0-20
Nov. 23	BAKER	W	20-6
Nov. 28	KANSAS STATE	W	13-7

*Season shortened due to campus-wide influenza outbreak

LEON MCCARTY

1 SEASON, 1919
3-2-3, .563



1919 (3-2-3, 1-1-1) MVC: 4TH

Captain: Howard Laslett

Oct. 4	PITTSBURG STATE	W	42-0
Oct. 11	EMPORIA STATE	W	14-0
Oct. 18	at Washburn	T	0-0
Oct. 25	at Iowa State	T	0-0
Nov. 1	KANSAS STATE	W	16-3
Nov. 8	OKLAHOMA	T	0-0
Nov. 15	at Nebraska	L	7-19
Nov. 29	MISSOURI (HC)	L	6-13

FORREST C. ALLEN

1 SEASON, 1920
5-2-1, .688



1920 (5-2-1, 3-2) MVC: T-3RD

Captain: George Nettels

Oct. 2	EMPORIA STATE	W	47-0
Oct. 9	WASHBURN	W	6-0
Oct. 16	DRAKE	W	7-3
Oct. 23	IOWA STATE	W	7-0
Oct. 30	at Kansas State	W	14-0
Nov. 6	at Oklahoma	L	9-21
Nov. 13	*NEBRASKA	T	20-20
Nov. 27	at Missouri	L	7-16

*Last game at McCook Field

POTSY CLARK

5 SEASONS, 1921-25
16-17-6, .487



1921 (4-3, 3-3) MVC: 5TH

Captain: Paul Jones

Oct. 1	at Washburn	W	28-7
Oct. 15	DRAKE	L	7-15
Oct. 22	at Iowa State	W	14-7
Oct. 29	*KANSAS STATE	W	21-7
Nov. 5	at Oklahoma	L	7-24
Nov. 12	at Nebraska	L	0-28
Nov. 24	MISSOURI (HC)	W	15-9

*First game in Memorial Stadium

1922 (3-4-1, 1-3-1) MVC: 8TH

Captain: Severt Higgins

Oct. 7	at Army	L	0-13
Oct. 14	at Drake	L	0-6
Oct. 21	WASHBURN	W	32-3
Oct. 28	at Kansas State	T	7-7
Nov. 4	OKLAHOMA	W	19-3
Nov. 11	*NEBRASKA (HC)	L	0-28
Nov. 18	COLORADO	W	39-6
Nov. 30	at Missouri	L	7-9

*Official dedication of Memorial Stadium

1923 (5-0-3, 3-0-3) MVC: 3RD

Captain: Charles Black

Oct. 6	CREIGHTON	W	6-0
Oct. 13	OKLAHOMA STATE	W	9-0
Oct. 20	at Nebraska	T	0-0
Oct. 27	KANSAS STATE	T	0-0
Nov. 3	at Oklahoma	W	7-3
Nov. 10	*WASHINGTON (Mo.)	W	83-0
Nov. 17	DRAKE	W	17-0
Nov. 29	MISSOURI (HC)	T	3-3

*Largest victory margin in school history

1924 (2-5-1, 2-4-1) MVC: 7TH

Captain: Harold Burt

Oct. 4	OKLAHOMA STATE	L	0-3
Oct. 11	IOWA STATE	L	10-13
Oct. 18	at Kansas State	L	0-6
Oct. 25	NEBRASKA (HC)	L	7-14
Nov. 1	at Washington (Mo.)	W	48-0
Nov. 8	at Drake	T	6-6
Nov. 15	OKLAHOMA	W	20-0
Nov. 27	at Missouri	L	0-14

1925 (2-5-1, 2-5-1) MVC: 8TH

Captain: Reginald Smith

Oct. 3	OKLAHOMA STATE	W	13-3
Oct. 10	at Iowa State	L	0-20
Oct. 17	KANSAS STATE	L	7-14
Oct. 24	at Nebraska	L	0-14
Oct. 31	DRAKE	L	0-7
Nov. 7	at Oklahoma	T	0-0
Nov. 14	at Grinnell	L	0-3
Nov. 21	MISSOURI (HC)	W	10-7

YEAR-BY-YEAR RESULTS

FRANKLIN COPPON



2 SEASONS, 1926-27
5-10-1, .344

1926 (2-6, 1-5) MVC: 9TH

Captain: Harold Zuber

Oct. 2	WASHBURN	W	14-6
Oct. 9	at Wisconsin	L	0-13
Oct. 16	at Kansas State	L	0-27
Oct. 23	NEBRASKA (HC)	L	3-20
Oct. 30	at Drake	L	0-13
Nov. 6	GRINNELL	L	7-32
Nov. 11	OKLAHOMA	W	10-9
Nov. 20	at Missouri	L	0-15

*1927 (3-4-1, 3-3-1) MVC: 5TH

Captain: Barrett Hamilton

Oct. 1	at Grinnell	W	19-0
Oct. 8	WISCONSIN	L	6-26
Oct. 15	KANSAS STATE	L	2-13
Oct. 22	WASHINGTON (Mo.)	T	21-21
Oct. 29	DRAKE	W	7-6
Nov. 5	at Nebraska	L	13-47
Nov. 12	at Oklahoma	L	7-26
Nov. 19	MISSOURI (HC)	W	14-7

*Memorial Stadium capacity increased to 35,000 (North Bowl)

BILL HARGESS



5 SEASONS, 1928-32
22-18-2, .538

1928 (2-4-2, 1-3-1) MVC: 5TH

Captain: Harold Hauser

Oct. 6	GRINNELL	W	14-0
Oct. 13	at Washington (Mo.)	T	7-7
Oct. 20	at Kansas State	W	7-0
Oct. 27	IOWA STATE	T	0-0
Nov. 3	NEBRASKA (HC)	L	0-20
Nov. 10	at Marquette	L	0-7
Nov. 17	OKLAHOMA	L	0-7
Nov. 24	at Missouri	L	6-25

BIG SIX CONFERENCE 1929-47

1929 (4-4, 2-3) BIG SIX: 5TH

Captain: Steward Lyman

Oct. 5	at Illinois	L	0-25
Oct. 12	EMPORIA STATE	W	38-0
Oct. 19	KANSAS STATE	L	0-6
Oct. 26	at Iowa State	W	33-0
Nov. 2	at Nebraska	L	6-12
Nov. 9	at Oklahoma	W	7-0
Nov. 16	WASHINGTON (Mo.)	W	13-0
Nov. 23	MISSOURI (HC)	L	0-7

1930 (6-2, 4-1) BIG SIX: 1ST

Captain: Charles Smoot

Oct. 4	*at Creighton (Nt.)	W	26-0
Oct. 10	at Haskell (Nt.)	W	33-7
Oct. 18	at Kansas State	W	14-0
Oct. 25	IOWA STATE	W	20-6
Nov. 1	at Pennsylvania	L	6-21
Nov. 8	NEBRASKA (HC)	L	0-16
Nov. 15	OKLAHOMA	W	13-0
Nov. 22	at Missouri	W	22-0

*First night game in school history

1931 (5-5, 1-3) BIG SIX: 4TH

Captain: Otto Rost

Sept. 26	COLORADO STATE	W	27-6
Oct. 2	*HASKELL (Nt.)	L	0-6
Oct. 10	JAMES MILLIKEN	W	30-0
Oct. 17	KANSAS STATE	L	0-13
Oct. 24	at Nebraska	L	0-6
Oct. 31	OKLAHOMA STATE	L	7-13
Nov. 7	at Oklahoma	L	0-10
Nov. 14	at Washington (Mo.)	W	28-0
Nov. 21	MISSOURI (HC)	W	14-0
Dec. 5	at Washburn	W	6-0

*First night game at Memorial Stadium

1932 (5-3, 3-2) BIG SIX: T-2ND

Coaches: Bill Hargiss, *Ad Lindsey

Sept. 30	at Denver (Nt.)	W	13-12
Oct. 8	OKLAHOMA	L	6-21
*Oct. 15	at Iowa State	W	26-0
*Oct. 22	NEBRASKA (HC)	L	6-20
*Oct. 28	at Saint Louis (Nt.)	W	6-0
*Nov. 5	NOTRE DAME	L	6-24
*Nov. 12	at Missouri	W	7-0
*Nov. 19	at Kansas State	W	19-0

*Ad Lindsey became head coach with Iowa State game

AD LINDSEY



6 SEASONS, 1933-38
23-30-8, .443

1933 (5-4-1, 2-3) BIG SIX: 4TH

Captain: Ormand Beach

Sept. 23	WARRENSBURG	W	34-0
Sept. 30	at Creighton (Nt.)	W	14-0
Oct. 7	at Notre Dame	T	0-0
Oct. 21	at Tulsa	L	0-7
Oct. 28	KANSAS STATE	L	0-6
Nov. 4	at Oklahoma	L	0-20
Nov. 11	at Nebraska	L	0-12
Nov. 18	IOWA STATE	W	20-6
Nov. 30	MISSOURI (HC)	W	27-0
Dec. 2	at George Washington	W	7-0

1934 (3-4-3, 1-2-2) BIG SIX: 4TH

Captain: Ole Nesmith

Sept. 29	COLORADO	T	0-0
Oct. 6	at Tulsa	L	0-7
Oct. 13	ST. BENEDICT'S	W	34-12
Oct. 20	at Kansas State	L	0-13
Oct. 27	OKLAHOMA	T	7-7
Nov. 3	at Iowa State	T	0-0
Nov. 10	at Washington (Mo.)	W	13-0
Nov. 17	NEBRASKA	L	0-3
Nov. 24	MICHIGAN STATE	L	0-6
Nov. 29	at Missouri	W	20-0

1935 (4-4-1, 2-2-1) BIG SIX: 3RD

Captain: John Peterson

Sept. 28	at Notre Dame	L	7-28
Oct. 5	ST. BENEDICT'S	W	42-0
Oct. 12	at Michigan State	L	0-42
Oct. 26	KANSAS STATE	W	9-2
Nov. 2	at Oklahoma	W	7-0
Nov. 9	at Nebraska	L	13-19
Nov. 16	at Colorado	W	12-6
Nov. 23	IOWA STATE	L	12-21
Nov. 28	MISSOURI (HC)	T	0-0

1936 (1-6-1, 0-5) BIG SIX: 6TH

Captain: Wade Green

Oct. 3	WASHBURN	W	19-6
Oct. 10	at Iowa State	L	7-21
Oct. 17	OKLAHOMA	L	0-14
Oct. 24	at Kansas State	L	6-26
Oct. 31	ARIZONA	T	0-0
Nov. 7	NEBRASKA (8) (HC)	L	0-26
Nov. 14	MICHIGAN STATE	L	0-41
Nov. 26	at Missouri	L	3-19

1937 (3-4-2, 2-1-2) BIG SIX: 3RD

Captain: George Stapleton

Oct. 1	at Washburn (Nt.)	W	25-2
Oct. 9	at Wichita	L	7-18
Oct. 16	IOWA STATE	W	14-6
Oct. 23	at Oklahoma	W	6-3
Oct. 30	at Michigan State	L	0-16
Nov. 6	at Nebraska (6)	T	13-13
Nov. 13	KANSAS STATE	L	0-7
Nov. 20	at Arizona	L	7-9
Nov. 25	MISSOURI (HC)	T	0-0

1938 (3-6, 1-4) BIG SIX: 6TH

Captain: Dave Shirk

Sept. 24	TEXAS	W	19-18
Oct. 1	at Notre Dame	L	0-52
Oct. 8	WASHBURN	W	58-14
Oct. 15	OKLAHOMA	L	0-19
Oct. 22	at Iowa State	L	7-21
Oct. 29	at Kansas State	W	27-7
Nov. 5	NEBRASKA (HC)	L	7-16
Nov. 12	at George Washington	L	7-9
Nov. 25	at Missouri	L	7-13

GWINN HENRY



4 SEASONS, 1939-42
9-27, .252

1939 (2-6, 1-4) BIG SIX: T-4TH

Captain: Milt Sullivan

Sept. 29	at Drake (Nt.)	L	6-12
Oct. 7	IOWA STATE	W	14-0
Oct. 14	at Colorado State	W	7-0
Oct. 21	at Oklahoma (3)	L	7-27
Nov. 3	KANSAS STATE	L	6-27
Nov. 11	at Nebraska	L	0-7
Nov. 18	GEORGE WASHINGTON	L	7-14
Nov. 25	MISSOURI (10) (HC)	L	0-20

YEAR-BY-YEAR RESULTS

1940 (2-7, 0-5) BIG SIX: 6TH

Captain: Don Pierce

Oct. 5	at Iowa State	L	0-7
Oct. 12	DRAKE	W	20-6
Oct. 19	NEBRASKA	L	2-53
Oct. 26	at Kansas State	L	0-20
Nov. 1	at Villanova (Nt.)	L	7-33
Nov. 9	OKLAHOMA (HC)	L	0-13
Nov. 16	at George Washington	L	0-6
Nov. 21	at Missouri	L	20-45
Nov. 28	COLORADO STATE	W	26-0

1941 (3-6, 2-3) BIG SIX: 4TH

Captain: Hub Ulrich

Sept. 26	at Temple (Nt.)	L	9-31
Oct. 4	WASHINGTON (Mo.)	W	19-6
Oct. 11	at Nebraska	L	0-32
Oct. 18	at Marquette (Nt.)	L	7-33
Oct. 25	IOWA STATE	W	13-0
Nov. 1	at Oklahoma	L	0-38
Nov. 8	at West Virginia	L	0-21
Nov. 15	KANSAS STATE	W	20-16
Nov. 22	MISSOURI (18) (HC)	L	6-45

1942 (2-8, 1-4) BIG SIX: T-5TH

Captain: None elected

Sept. 19	IOWA NAVY PRE-FLIGHT	L	0-61
Sept. 26	MARQUETTE	L	0-14
Oct. 2	at Denver (Nt.)	L	0-17
Oct. 10	at TCU	L	6-41
Oct. 17	OKLAHOMA	L	0-25
Oct. 24	at Kansas State	W	19-7
Oct. 31	NEBRASKA (HC)	L	7-14
Nov. 7	WASHINGTON (Mo.)	W	19-7
Nov. 14	at Iowa State	L	13-20
Nov. 26	at Missouri	L	13-42

HENRY SHENK



3 SEASONS, 1943-45
11-16-3, .417

1943 (4-5-1, 2-3) BIG SIX: T-4TH

Captain: George Dick

Sept. 24	at Washburn (Nt.)	T	0-0
Oct. 1	at Denver (Nt.)	L	6-19
Oct. 9	IOWA STATE	L	6-13
Oct. 16	WASHBURN	W	13-0
Oct. 23	at Nebraska	L	6-7
Oct. 30	KANSAS STATE	W	25-2
Nov. 6	at Oklahoma	L	13-26
Nov. 13	WARRENSBURG	W	13-12
Nov. 20	MISSOURI (HC)	W	7-6
Nov. 25	at Ft. Riley	L	7-22

1944 (3-6-1, 1-4) BIG SIX: T-5TH

Captain: Warren Riegler

Sept. 15	WASHBURN (Nt.)	W	47-0
Sept. 23	vs. TCU (Nt.) (at K.C.)	L	0-7
Sept. 29	at Denver (Nt.)	T	14-14
Oct. 7	at Tulsa (Nt.)	L	0-27
Oct. 14	at Iowa State	L	0-25
Oct. 21	NEBRASKA (HC)	W	20-0
Nov. 4	OLATHE NAVY	W	33-14
Nov. 11	at Kansas State	L	14-18
Nov. 18	OKLAHOMA	L	0-20
Nov. 23	MISSOURI	L	0-28

1945 (4-5-1, 1-3-1) BIG SIX: 5TH

Captain: Dave Schmidt

Sept. 22	vs. TCU (Nt.) (at K.C.)	L	0-18
Sept. 28	at Denver (Nt.)	W	20-19
Oct. 6	*IOWA STATE	T	13-13
Oct. 12	WASHBURN (Nt.)	W	34-0
Oct. 20	at Oklahoma	L	7-39
Oct. 27	at Wichita	W	13-0
Nov. 3	at Nebraska	L	13-27
Nov. 10	at Marquette	L	0-26
Nov. 17	KANSAS STATE (HC)	W	27-0
Nov. 24	MISSOURI (16)	L	12-33

*100th game in Memorial Stadium

GEORGE SAUER



2 SEASONS, 1946-47
15-3-3, .786

1946 (7-2-1, 4-1) BIG SIX: T-1ST

Captain: Ray Evans

Sept. 21	TCU (Nt.) (at K.C.)	T	0-0
Sept. 27	at Denver (Nt.)	W	21-13
Oct. 5	WICHITA	W	14-7
Oct. 12	at Iowa State	W	24-8
Oct. 19	NEBRASKA (HC)	L	14-16
Oct. 26	at Tulsa	L	0-56
Nov. 2	OKLAHOMA STATE	W	14-13
Nov. 9	OKLAHOMA (16)	W	16-13
Nov. 16	at Kansas State	W	34-0
Nov. 28	at Missouri	W	20-19

1947 (8-1-2, 4-0-1) BIG SIX: T-1ST

Captains: Otto Schnellbacher, Don Fambrough

Final Ranking: 12th (AP)

Sept. 20	vs. TCU (Nt.) (at K.C.)	T	0-0
Sept. 26	at Denver (Nt.)	W	9-0
Oct. 4	IOWA STATE	W	27-7
Oct. 11	SOUTH DAKOTA STATE	W	86-6
Oct. 18	at Oklahoma	T	13-13
Nov. 1	*KANSAS STATE	W	55-0
Nov. 8	at Nebraska	W	13-7
Nov. 15	at Oklahoma State	W	13-7
Nov. 22	(17) MISSOURI (HC)	W	20-14
Nov. 29	(13) at Arizona (Nt.)	W	54-28
Jan. 1	#(13) vs. Georgia Tech (10)	L	14-20

(Orange Bowl at Miami, Fla.)

*Largest conference victory in school history

#First bowl game

J.V. SIKES



6 SEASONS, 1948-53
35-25, .583

BIG SEVEN CONFERENCE

1948-56

1948 (7-3, 4-2) BIG SEVEN: 3RD

Captains: Hugh Johnson, Frank Pattee

Sept. 18	TCU	L	13-14	26,000
Sept. 24	at Denver (Nt.)	W	40-0	25,070
Oct. 2	#COLORADO	W	40-7	21,000
Oct. 9	*at Iowa State	W	20-7	11,959
Oct. 15	at George Washington (Nt.)	W	12-0	13,814
Oct. 23	NEBRASKA (HC)	W	27-7	36,500
Oct. 30	OKLAHOMA STATE	W	13-7	23,957
Nov. 13	at Kansas State	W	20-14	18,000
Nov. 20	OKLAHOMA (8)	L	7-60	39,000
Nov. 25	at Missouri	L	7-21	32,000

#First Big Seven Conference game

*500th game in school history

1949 (5-5, 2-4) BIG SEVEN: 5TH

Captains: Forrest Griffith, Dick Tomlinson

Sept. 17	TCU	L	0-28	32,000
Sept. 24	at Colorado	L	12-13	22,095
Oct. 1	IOWA STATE	L	6-19	20,000
Oct. 8	GEORGE WASHINGTON	W	21-14	18,000
Oct. 15	at Oklahoma	L	26-48	37,000
Oct. 22	at Oklahoma State	W	55-14	26,000
Oct. 29	KANSAS STATE	W	38-0	33,500
Nov. 5	at Nebraska	W	27-13	36,500
Nov. 19	MISSOURI (HC)	L	28-34	40,500
Nov. 26	at Arizona (Nt.)	W	46-0	14,105

1950 (6-4, 3-3) BIG SEVEN: 4TH

Captains: John Amberg, Mike McCormack

Sept. 23	TCU	L	7-14	32,000
Sept. 29	at Denver (Nt.)	W	16-6	14,218
Oct. 7	COLORADO	W	27-21	24,000
Oct. 14	at Iowa State	W	33-21	17,392
Oct. 21	OKLAHOMA STATE	W	40-7	22,500
Oct. 28	NEBRASKA (HC)	L	26-33	39,000
Nov. 4	at Utah	W	39-26	13,000
Nov. 11	(19) OKLAHOMA (3)	L	13-33	39,000
Nov. 18	at Kansas State	W	47-7	18,000
Nov. 23	at Missouri	L	6-20	18,000

1951 (8-2, 4-2) BIG SEVEN: 3RD

Captains: Bill Schaake, Aubrey Linville

Final Ranking: 20th (UPI)

Sept. 22	at TCU (Nt.)	W	27-13	28,000
Sept. 29	IOWA STATE	W	53-33	25,000
Oct. 6	(20) at Colorado	L	27-35	29,367
Oct. 13	UTAH	W	26-7	20,000
Oct. 20	at Oklahoma	L	21-33	50,000
Oct. 27	KANSAS STATE	W	33-14	20,000
Nov. 3	at Nebraska	W	27-7	34,000
Nov. 10	LOYOLA (Calif.)	W	34-26	18,000
Nov. 17	at Oklahoma State	W	27-12	17,000
Dec. 1	MISSOURI (HC)	W	41-28	35,000

1952 (7-3, 3-3) BIG SEVEN: 5TH

Captains: Charlie Hoag, Oliver Spencer

Sept. 20	*(17) TCU	W	13-0	25,000
Sept. 27	(17) SANTA CLARA	W	21-9	22,000
Oct. 4	(9) COLORADO	W	21-12	---
Oct. 11	(9) at Iowa State	W	43-0	10,101
Oct. 18	(8) OKLAHOMA (6)	L	20-42	40,000
Oct. 25	(15) at SMU	W	26-0	33,000
Nov. 1	(9) at Kansas State	W	26-6	16,500
Nov. 8	(7) NEBRASKA (HC)	L	13-14	33,500
Nov. 15	(19) OKLAHOMA STATE	W	12-7	20,000
Nov. 22	(18) at Missouri	L	19-20	26,000

*First nationally televised game (NBC)

YEAR-BY-YEAR RESULTS

1953 (2-8, 2-4) BIG SEVEN: T-4TH

Captains: Morris Kay, Bob Hantla

Sept. 19	at TCU (Nt.)	L	0-13	26,000
Sept. 25	at UCLA (4) (Nt.)	L	7-19	43,000
Oct. 3	IOWA STATE	W	23-0	20,000
Oct. 10	at Colorado	W	27-21	24,300
Oct. 17	at Oklahoma	L	0-45	42,500
Oct. 24	SMU	L	6-14	29,000
Oct. 31	at Nebraska	L	0-9	33,000
Nov. 7	KANSAS STATE	L	0-7	25,000
Nov. 14	OKLAHOMA STATE	L	14-41	17,000
Nov. 21	MISSOURI (HC)	L	6-10	34,000

CHUCK MATHER

4 SEASONS, 1954-57

11-26-3, .313



1954 (0-10, 0-6) BIG SEVEN: 7TH

Captain: Bud Bixler

Sept. 18	TCU	L	6-27	---
Sept. 25	UCLA (8)	L	7-32	22,000
Oct. 2	COLORADO	L	0-27	24,000
Oct. 9	at Iowa State	L	6-33	10,000
Oct. 16	OKLAHOMA (1)	L	0-65	29,000
Oct. 23	at SMU	L	18-36	20,000
Oct. 30	at Kansas State	L	6-28	21,000
Nov. 6	NEBRASKA (20)	L	20-41	10,000
Nov. 13	at Oklahoma State	L	12-47	10,000
Nov. 20	MISSOURI (HC)	L	18-41	29,000

1955 (3-6-1, 1-4-1) BIG SEVEN: T-5TH

Captains: Ralph Moody, Dick Reich

Sept. 17	at TCU (Nt.)	L	14-47	25,000
Sept. 24	WASHINGTON STATE	W	13-0	19,000
Oct. 1	at Colorado	L	0-12	22,500
Oct. 8	IOWA STATE	T	7-7	20,000
Oct. 15	at Oklahoma (3)	L	6-44	43,000
Oct. 22	SMU	L	14-33	20,000
Oct. 29	at Nebraska	L	14-19	31,000
Nov. 5	KANSAS STATE	L	0-46	26,000
Nov. 12	OKLAHOMA STATE	W	12-7	12,000
Nov. 19	MISSOURI (HC)	W	13-7	30,000

1956 (3-6-1, 2-4) BIG SEVEN: T-5TH

Captain: Galen Wahlmeier

Sept. 22	TCU	L	0-32	28,000
Sept. 29	COLLEGE OF PACIFIC	T	27-27	17,000
Oct. 6	COLORADO	L	25-26	20,000
Oct. 13	at Iowa State	W	25-14	10,000
Oct. 20	OKLAHOMA (1)	L	12-34	31,000
Oct. 26	at Oklahoma State	W	21-13	14,000
Nov. 3	at Kansas State	W	20-15	19,000
Nov. 10	NEBRASKA (HC)	L	20-26	28,000
Nov. 17	at UCLA	L	0-13	21,913
Dec. 1	at Missouri	L	13-15	28,002

BIG EIGHT CONFERENCE

1957-95

1957 (5-4-1, 4-2) BIG EIGHT: 2ND

Captains: Lynn McCarthy, Wally Strauch, Bob Kraus

Sept. 21	at TCU (Nt.)	T	13-13	---
Sept. 28	OREGON STATE (9)	L	6-34	28,000
Oct. 5	at Colorado	W	35-34	34,000
Oct. 12	IOWA STATE	L	6-21	21,000
Oct. 19	at Oklahoma (2)	L	0-47	50,000
Oct. 25	at Miami (Fla.) (Nt.)	L	6-48	33,280
Nov. 2	at Nebraska	W	14-12	30,000
Nov. 9	KANSAS STATE	W	13-7	26,000
Nov. 16	OKLAHOMA STATE	W	13-7	12,000
Nov. 23	MISSOURI (HC)	W	9-7	32,500

JACK MITCHELL

9 SEASONS, 1958-66

44-42-5, .511



1958 (4-5-1, 3-2-1) BIG EIGHT: 4TH

Captains: Homer Floyd, Bob Marshall

Sept. 20	TCU (8)	L	0-42	20,000
Sept. 27	vs. Oregon St. (Nt.) (Portland, Ore.)	L	0-12	28,115
Oct. 4	COLORADO	L	0-31	22,000
Oct. 11	at Iowa State	W	7-0	17,082
Oct. 18	OKLAHOMA (11)	L	0-43	30,000
Oct. 25	TULANE	W	14-9	17,000
Nov. 1	at Kansas State	W	21-12	19,000
Nov. 8	NEBRASKA (HC)	W	29-7	23,000
Nov. 15	at Oklahoma State	L	3-6	15,000
Nov. 22	at Missouri	T	13-13	32,000

1959 (5-5, 3-3) BIG EIGHT: T-3RD

Captains: John Peppercorn, Ken Fitch

Sept. 19	at TCU (7) (Nt.)	L	7-14	25,000
Sept. 26	at Syracuse	L	21-35	25,000
Oct. 3	BOSTON	W	28-7	20,000
Oct. 10	at Nebraska	W	10-3	30,000
Oct. 17	KANSAS STATE	W	33-14	27,000
Oct. 24	at Oklahoma (18)	L	6-7	51,013
Oct. 31	IOWA STATE	W	7-0	25,000
Nov. 7	at Colorado	L	14-27	26,000
Nov. 14	OKLAHOMA STATE	W	28-14	15,000
Nov. 21	MISSOURI (HC)	L	9-13	40,000

*1960 (7-2-1, 4-2-1) BIG EIGHT: T-3RD

Captain: Doyle Schick

Final Ranking: 11th (AP), T-9th (UPI)

Sept. 17	TCU	W	21-7	32,000
Sept. 24	(7) at Kansas State	W	41-0	18,000
Oct. 1	(5) SYRACUSE (2)	L	7-14	40,000
Oct. 8	(10) at Iowa State	W	28-14	16,277
Oct. 15	(9) OKLAHOMA	T	13-13	40,000
Oct. 22	(15) at Oklahoma State	W	14-7	30,000
Oct. 29	(19) at Iowa (1)	L	7-21	47,000
Nov. 5	(10) NEBRASKA	W	31-0	28,000
Nov. 12	(10) COLORADO (HC)	W*	34-6	33,000
Nov. 19	(11) at Missouri (1)	W*	23-7	43,000

*Later ordered to forfeit victories over Colorado and Missouri because of ineligible player

1961 (7-3-1, 5-2) BIG EIGHT: 3RD

Captains: Curtis McClinton, John Hadl, Stan Kirschman

Final Ranking: 15th (UPI)				
Sept. 23	(8) at TCU (Nt.)	L	16-17	27,000
Sept. 30	WYOMING	T	6-6	33,000
Oct. 7	at Colorado	L	19-20	42,700
Oct. 14	IOWA STATE	W	21-7	33,500
Oct. 21	at Oklahoma	W	10-0	57,000
Oct. 28	OKLAHOMA STATE	W	42-8	25,000
Nov. 4	at Nebraska	W	28-6	33,000
Nov. 11	KANSAS STATE (HC)	W	34-0	34,000
Nov. 18	at California	W	53-7	30,000
Nov. 25	(10) MISSOURI	L	7-10	40,500
Dec. 17	*vs. Rice	W	33-7	52,000

(Bluebonnet Bowl at Houston, Texas)

*First bowl victory

1962 (6-3-1, 4-2-1) BIG EIGHT: 4TH

Captains: Rodger McFarland, Ken Tiger

Sept. 22	TCU	L	3-6	35,000
Sept. 29	at Boston (Nt.)	W	14-0	11,000
Oct. 6	COLORADO	W	35-8	32,000
Oct. 13	at Iowa State	W	29-8	22,000
Oct. 20	OKLAHOMA	L	7-13	38,000
Oct. 27	at Oklahoma State	W	36-17	18,000
Nov. 3	at Kansas State	W	38-0	16,000
Nov. 10	NEBRASKA (HC)	L	16-40	38,000
Nov. 17	CALIFORNIA	W	33-21	32,000
Nov. 24	at Missouri	T	3-3	46,000

1963 (5-5, 3-4) BIG EIGHT: T-4TH

Captains: Ken Coleman, Pete Quatrochi

Sept. 21	at TCU (Nt.)	L	6-10	26,000
Sept. 28	SYRACUSE	W	10-0	35,000
Oct. 5	at Wyoming	W	25-21	18,121
Oct. 12	IOWA STATE	L	14-17	34,000
Oct. 19	at Oklahoma (6)	L	18-21	61,826
Oct. 26	OKLAHOMA STATE	W	41-7	35,000
Nov. 2	KANSAS STATE (HC)	W	34-0	30,000
Nov. 9	#at Nebraska	L	9-23	39,844
Nov. 16	at Colorado	W	43-14	21,000
Nov. 30	MISSOURI	L	7-9	45,000

Memorial Stadium capacity increased to 44,900;

#Gale Sayers sets NCAA record with 99-yard run

1964 (6-4, 5-2) BIG EIGHT: 3RD

Captains: Gary Duff, Gale Sayers

Sept. 19	TCU	W	7-3	38,000
Sept. 26	at Syracuse	L	6-38	38,000
Oct. 3	WYOMING	L	14-17	38,000
Oct. 10	at Iowa State	W	42-6	20,000
Oct. 17	OKLAHOMA	W	15-14	44,000
Oct. 24	at Oklahoma State	W	14-13	36,500
Oct. 31	at Kansas State	W	7-0	21,300
Nov. 7	NEBRASKA (6) (HC)	L	7-14	45,000
Nov. 14	COLORADO	W	10-7	37,000
Nov. 21	at Missouri	L	14-34	50,000

1965 (2-8, 2-5) BIG EIGHT: 7TH

Captains: Greg Roth, Mike Shinn

Sept. 18	at Texas Tech	L	7-26	35,300
Sept. 25	ARIZONA	L	15-23	35,000
Oct. 2	at California	L	0-17	32,000
Oct. 9	IOWA STATE	L	7-21	38,500
Oct. 16	at Oklahoma	L	7-21	45,000
Oct. 23	OKLAHOMA STATE	W	9-0	34,000
Oct. 30	#KANSAS STATE	W	34-0	36,900
Nov. 6	at Nebraska	L	6-42	53,910
Nov. 13	at Colorado	L	14-21	21,200
Nov. 20	MISSOURI	L	20-44	44,000

Memorial Stadium capacity increased to 51,000;

#200th game in Memorial Stadium

YEAR-BY-YEAR RESULTS

1966 (2-7-1, 0-6-1) BIG EIGHT: 8TH

Captains: Jerry Barnett, Bill Wohlford

Sept. 17	TEXAS TECH	L	7-23	28,165
Sept. 24	at Arizona (Nt.)	W	35-13	33,147
Oct. 1	at Minnesota	W	16-14	43,147
Oct. 8	at Iowa State	L	7-24	23,015
Oct. 15	OKLAHOMA	L	0-35	37,252
Oct. 22	at Oklahoma State	L	7-10	22,148
Oct. 29	at Kansas State	T	3-3	17,985
Nov. 5	NEBRASKA (6) (HC)	L	13-24	40,881
Nov. 12	COLORADO (16)	L	18-35	36,158
Nov. 19	at Missouri	L	0-7	52,279

PEPPER RODGERS

4 SEASONS, 1967-70
20-22, 476



1967 (5-5, 5-2) BIG EIGHT: T-2ND

Captain: Mike Sweatman

Sept. 23	at Stanford	L	20-21	21,824
Sept. 30	at Indiana	L	15-18	31,804
Oct. 7	OHIO	L	15-30	31,124
Oct. 14	NEBRASKA (8)	W	10-0	36,896
Oct. 21	at Oklahoma State	W	26-15	32,619
Oct. 28	IOWA STATE	W	28-14	36,131
Nov. 4	KANSAS STATE (HC)	W	17-16	42,435
Nov. 11	at Colorado	L	8-12	38,581
Nov. 18	at Oklahoma (7)	L	10-14	57,649
Nov. 25	MISSOURI	W	17-6	42,956

1968 (9-2, 6-1) BIG EIGHT: T-1ST

Captain: John Zook

Final Ranking: 7th (AP), 6th (UPI)

Sept. 21	(12) at Illinois	W	47-7	46,359
Sept. 28	(12) INDIANA	W	38-20	38,470
Oct. 5	(8) NEW MEXICO	W	68-7	41,630
Oct. 12	(6) at Nebraska (9)	W	23-13	67,119
Oct. 19	(4) OKLAHOMA STATE	W	49-19	35,621
Oct. 26	(3) at Iowa State	W	46-25	26,256
Nov. 2	(3) COLORADO (HC)	W	27-14	43,442
Nov. 9	(3) OKLAHOMA	L	23-27	50,658
Nov. 16	(7) at Kansas State	W	38-29	35,937
Nov. 23	(7) MISSOURI (13)	W	21-19	61,013
Jan. 1	(6) vs. Penn State (3) (Nt.)	L	14-15	77,719
	(Orange Bowl at Miami, Fla.)			

1969 (1-9, 0-7) BIG EIGHT: 8TH

Captain: Emery Hicks

Sept. 20	at Texas Tech (Nt.)	L	22-28	43,201
Sept. 27	SYRACUSE	W	13-0	42,230
Oct. 4	at New Mexico (Nt.)	L	7-16	13,338
Oct. 11	KANSAS STATE	L	22-26	48,285
Oct. 18	at Nebraska	L	17-21	63,223
Oct. 25	at Iowa State	L	20-44	25,806
Nov. 1	OKLAHOMA STATE	L	25-28	33,927
Nov. 8	COLORADO (HC)	L	14-17	37,893
Nov. 15	at Oklahoma	L	15-31	54,752
Nov. 22	MISSOURI (7)	L	21-69	48,474

1970 (5-6, 2-5) BIG EIGHT: 6TH

Captain: Larry Brown

Sept. 12	*WASHINGTON STATE	W	48-31	31,971
Sept. 19	TEXAS TECH	L	0-23	36,355
Sept. 26	at Syracuse	W	31-14	20,643
Oct. 3	NEW MEXICO	W	4-23	39,094
Oct. 10	at Kansas State	W	21-15	41,070
Oct. 17	NEBRASKA (5)	L	20-41	46,500
Oct. 24	IOWA STATE (HC)	W	24-10	35,837
Oct. 31	at Oklahoma State	L	7-19	33,488
Nov. 7	at Colorado	L	29-45	38,445
Nov. 14	OKLAHOMA	L	24-28	36,820
Nov. 21	at Missouri	L	17-28	57,521

*KU's first home game on artificial turf

DON FAMBROUGH

8 SEASONS

1971-74: 19-25-1, 433
1979-82: 17-24-4, 422
Total: 36-49-5, 428



1971 (4-7, 2-5) BIG EIGHT: T-6TH

Captains: Kenny Page, Bob Childs

Sept. 11	WASHINGTON STATE	W	34-0	33,195
Sept. 18	BAYLOR	W	22-0	36,362
Sept. 25	at Florida State (Nt.)	L	7-30	34,784
Oct. 2	at Minnesota	L	20-38	29,093
Oct. 9	KANSAS STATE (HC)	W	39-13	51,151
Oct. 16	at Nebraska (1)	L	0-55	65,542
Oct. 23	at Iowa State	L	24-40	31,459
Oct. 30	OKLAHOMA STATE	L	10-17	38,813
Nov. 6	COLORADO (13)	L	14-35	35,299
Nov. 13	at Oklahoma (2)	L	10-56	54,347
Nov. 20	MISSOURI	W	7-2	43,644

1972 (4-7, 3-4) BIG EIGHT: 6TH

Captains: Don Perkins, Pat Ryan

Sept. 9	WASHINGTON STATE	L	17-18	31,370
Sept. 23	WYOMING	W	52-14	40,108
Sept. 30	FLORIDA STATE (16)	L	22-44	36,626
Oct. 7	at Minnesota	W	38-34	31,505
Oct. 14	at Kansas State	L	19-20	39,947
Oct. 21	NEBRASKA (5)	L	0-56	50,523
Oct. 28	IOWA STATE (15) (HC)	L	8-34	33,710
Nov. 4	at Oklahoma State	W	13-10	31,164
Nov. 11	at Colorado (16)	L	8-33	50,151
Nov. 18	OKLAHOMA (4)	L	7-31	37,356
Nov. 25	at Missouri	W	28-17	44,428

1973 (7-4-1, 4-2-1) BIG EIGHT: T-2ND

Captains: Don Goode, John Bryant

Final Ranking: 18th (AP), T-15th (UPI)

Sept. 15	WASHINGTON STATE	W	29-8	39,687
Sept. 22	at Florida State	W	28-0	19,934
Sept. 29	MINNESOTA	W	34-19	30,205
Oct. 6	at Tennessee (9)	L	27-28	42,842
Oct. 13	(19) KANSAS STATE (HC)	W	25-18	51,574
Oct. 20	(18) at Nebraska (11)	L	9-10	76,322
Oct. 27	(17) at Iowa State	W	22-20	33,440
Nov. 3	(18) OKLAHOMA STATE	T	10-10	37,226
Nov. 10	(18) COLORADO	W	17-15	31,717
Nov. 17	(20) at Oklahoma (5)	L	20-48	64,122
Nov. 24	(17) MISSOURI (19)	W	14-13	44,062
Dec. 17	(19) vs. NC State (16) (Nt.)	L	18-31	50,011
	(Liberty Bowl at Memphis, Tenn.)			

1974 (4-7, 1-6) BIG EIGHT: 8TH

Captains: Robert Miller, Steve Towle

Sept. 14	at Washington State (Nt.)	W	14-7	30,142
Sept. 21	at Tennessee (17) (Nt.)	L	3-17	72,178
Sept. 28	FLORIDA STATE	W	40-9	33,664
Oct. 5	TEXAS A&M (5)	W	28-10	32,953
Oct. 12	(19) at Kansas State	W	20-13	44,899
Oct. 19	(13) NEBRASKA (12)	L	0-56	50,523
Oct. 26	IOWA STATE (HC)	L	6-22	31,134
Nov. 2	at Oklahoma State	L	13-24	42,490
Nov. 9	at Colorado	L	16-17	47,701
Nov. 16	OKLAHOMA (1)	L	14-45	43,974
Nov. 23	at Missouri	L	3-27	55,159

BUD MOORE

4 SEASONS, 1975-78
17-27-1, 389



1975 (7-5, 4-3) BIG EIGHT: 4TH

Captains: Rick Kovatch, John Morgan, Steve Taylor

Sept. 13	WASHINGTON STATE	L	14-18	33,378
Sept. 20	at Kentucky	W	14-10	56,467
Sept. 27	OREGON STATE	W	20-0	38,716
Oct. 4	at Wisconsin	W	41-7	74,160
Oct. 11	at Nebraska (4)	L	0-16	74,426
Oct. 18	at Iowa State	W	21-10	41,853
Oct. 25	OKLAHOMA STATE (HC)	L	19-35	35,727
Nov. 1	KANSAS STATE	W	28-0	50,538
Nov. 8	at Oklahoma (12)	W	23-3	70,922
Nov. 15	(17) COLORADO (10)	L	21-24	30,888
Nov. 22	MISSOURI (18)	W	42-24	46,851
Dec. 26	(19) vs. Pittsburgh	L	19-33	30,272
	(Sun Bowl at El Paso, Texas)			

1976 (6-5, 2-5) BIG EIGHT: 8TH

Captains: Nolan Cromwell, Chris Golub

Sept. 4	(19) at Oregon State (Nt.)	W	28-16	29,952
Sept. 11	WASHINGTON STATE	W	35-16	31,121
Sept. 18	(13) KENTUCKY	W	37-16	42,615
Oct. 2	(9) WISCONSIN	W	34-24	39,033
Oct. 9	(8) at Oklahoma State	L	14-21	33,141
Oct. 16	(15) OKLAHOMA (6) (HC)	L	10-28	49,085
Oct. 23	at Kansas State	W	24-14	41,459
Oct. 30	NEBRASKA (9)	L	3-31	47,327
Nov. 6	IOWA STATE	L	17-31	33,432
Nov. 13	at Colorado (19)	L	17-40	47,668
Nov. 20	at Missouri (19)	W	41-14	62,599

1977 (3-7-1, 2-4-1) BIG EIGHT: 6TH

Captains: Tom Fitch, Tom Dinkel, John Masacarello

Sept. 10	at Texas A&M (9)	L	14-28	53,585
Sept. 17	at UCLA (14) (Nt.)	L	7-17	39,832
Sept. 24	WASHINGTON STATE (15)	W	14-12	40,763
Oct. 1	at Oklahoma (1)	L	9-42	72,331
Oct. 8	at Miami (Fla.) (Nt.)	L	7-14	29,010
Oct. 15	COLORADO (3) (HC)	T	17-17	34,725
Oct. 22	OKLAHOMA STATE	L	0-21	38,326
Oct. 29	at Iowa State	L	3-41	47,811
Nov. 5	KANSAS STATE	W	29-21	47,858
Nov. 12	at Nebraska (12)	L	7-52	74,565
Nov. 19	MISSOURI	W	24-22	43,148

YEAR-BY-YEAR RESULTS

1978 (1-10, 0-7) BIG EIGHT: 8TH

Captains: Mike Wellman, Franklin King

Sept. 9	TEXAS A&M (13)	L	10-37	30,698
Sept. 16	at Washington (18)	L	2-31	49,450
Sept. 23	UCLA (8)	W	28-24	35,362
Sept. 30	MIAMI (Fla.)	L	6-38	36,372
Oct. 7	at Colorado (13)	L	7-17	46,345
Oct. 14	OKLAHOMA (1)	L	16-17	40,450
Oct. 21	at Oklahoma State	L	7-21	35,336
Oct. 28	IOWA STATE (HC)	L	7-13	32,768
Nov. 4	NEBRASKA (4)	L	21-63	50,463
Nov. 11	at Missouri	L	0-48	64,453
Nov. 18	at Kansas State	L	20-36	42,814

DON FAMBROUGH



8 SEASONS

1971-74: 19-25-1, .433
1979-82: 17-24-4, .422
Total: 36-49-5, .428

1979 (3-8, 2-5) BIG EIGHT: 7TH

Captains: Brian Bethke, Mike Gay, Monty Carbonell

Sept. 15	at Pittsburgh (16)	L	0-24	34,893
Sept. 22	at Michigan (11)	L	7-28	100,228
Sept. 29	NORTH TEXAS	W	37-18	36,688
Oct. 6	SYRACUSE	L	27-45	31,296
Oct. 13	at Nebraska (5)	L	0-42	74,341
Oct. 20	at Iowa State	W	24-7	47,064
Oct. 27	OKLAHOMA STATE (HC)	L	17-30	29,671
Nov. 3	KANSAS STATE	W	36-28	48,627
Nov. 10	at Oklahoma (6)	L	0-38	71,822
Nov. 17	COLORADO	L	17-31	25,572
Nov. 22	MISSOURI	L	7-55	34,599

1980 (4-5-2, 3-3-1) BIG EIGHT: 4TH

Captains: Harry Sydney, Frank Wattleit

Sept. 13	at Oregon	T	7-7	27,750
Sept. 20	PITTSBURGH (5)	L	3-18	42,300
Sept. 27	LOUISVILLE	L	9-17	32,800
Oct. 4	at Syracuse	W	23-8	43,126
Oct. 11	NEBRASKA (10)	L	0-54	50,268
Oct. 18	IOWA STATE (19) (HC)	W	28-17	30,000
Oct. 25	at Oklahoma State	T	14-14	41,000
Nov. 1	at Kansas State	W	20-18	43,276
Nov. 8	OKLAHOMA (11)	L	19-21	40,150
Nov. 15	at Colorado	W	42-3	37,291
Nov. 22	at Missouri	L	6-31	64,356

1981 (8-4, 4-3) BIG EIGHT: 4TH

Captains: David Lawrence, Greg Smith

Sept. 5	at Tulsa (Nt.)	W	15-11	36,824
Sept. 12	OREGON	W	19-10	39,840
Sept. 19	KENTUCKY	W	21-16	40,200
Oct. 3	ARKANSAS STATE	W	17-16	32,100
Oct. 10	OKLAHOMA STATE (HC)	L	7-20	39,810
Oct. 17	at Oklahoma	L	7-45	74,807
Oct. 24	KANSAS STATE	W	17-14	51,600
Oct. 31	at Nebraska (12)	L	15-31	76,208
Nov. 7	at Iowa State	W	24-11	49,720
Nov. 14	COLORADO	W	27-0	31,500
Nov. 21	MISSOURI	W	19-11	47,500
Dec. 31	vs. Mississippi State	L	0-10	41,000

(Hall of Fame Bowl at Birmingham, Ala.)

1982 (2-7-2, 1-5-1) BIG EIGHT: 7TH

Captains: Tim Friess, Russ Bastin, Gary Coleman, Paul Fairchild

Sept. 11	WICHITA STATE	L	10-13	41,500
Sept. 18	TCU	W	30-19	30,500
Sept. 25	at Kentucky	T	13-13	55,320
Oct. 2	TULSA	L	15-29	35,552
Oct. 9	at Oklahoma State	T	24-24	43,400
Oct. 16	OKLAHOMA	L	14-38	36,230
Oct. 23	at Kansas State (Nt.)	L	7-36	45,595
Oct. 30	NEBRASKA (6)	L	0-52	50,172
Nov. 6	IOWA STATE (HC)	W	24-17	26,796
Nov. 13	at Colorado	L	3-28	35,114
Nov. 20	at Missouri	L	10-16	49,041

MIKE GOTTFRIED



3 SEASONS, 1983-85

15-18-1, .456

1983 (4-6-1, 2-5) BIG EIGHT: 7TH

Captains: Mike Arbanas, Paul Fairchild, Frank Seurer, E.J. Jones, Eddie Simmons

Sept. 3	NORTHERN ILLINOIS	L	34-37	26,000
Sept. 10	at TCU (Nt.)	T	16-16	27,244
Sept. 17	WICHITA STATE	W	57-6	36,500
Sept. 24	at USC (10)	W	26-20	49,255
Oct. 8	at Iowa State	L	35-38	48,125
Oct. 15	KANSAS STATE	W	31-3	49,300
Oct. 22	OKLAHOMA STATE	L	10-27	31,300
Oct. 29	at Oklahoma (14)	L	14-45	75,008
Nov. 5	COLORADO	L	23-34	28,600
Nov. 12	at Nebraska (1)	L	13-67	76,503
Nov. 19	MISSOURI (19) (HC)	W	37-27	38,400

*300th game in Memorial Stadium

1984 (5-6, 4-3) BIG EIGHT: 4TH

Captains: Sylvester Byrd, Willie Pless, Bennie Simecka

Sept. 8	WICHITA STATE	W	31-7	33,200
Sept. 15	FLORIDA STATE (18)	L	16-42	38,600
Sept. 22	at Vanderbilt	L	6-41	41,065
Sept. 29	at North Carolina	L	17-23	45,000
Oct. 6	IOWA STATE	W	33-14	31,500
Oct. 13	at Kansas State	L	7-24	42,250
Oct. 20	at Oklahoma State (12)	L	10-47	44,000
Oct. 27	OKLAHOMA (2) (HC)	W	28-11	29,500
Nov. 3	at Colorado	W	28-27	33,166
Nov. 10	NEBRASKA (2)	L	7-41	50,653
Nov. 17	at Missouri	W	35-21	41,027

1985 (6-6, 2-5) BIG EIGHT: 6TH

Captains: Sylvester Byrd, Skip Peete, Willie Pless, Mike Norseth

Aug. 31	at Hawaii (Nt.)	W	33-27	46,626
Sept. 14	VANDERBILT	W	42-16	39,000
Sept. 21	INDIANA STATE	W	37-10	38,500
Sept. 28	at Florida State (4) (Nt.)	L	20-24	57,135
Oct. 5	EASTERN ILLINOIS	W	44-20	37,500
Oct. 12	at Iowa State	L	21-22	43,117
Oct. 19	KANSAS STATE	W	38-7	40,000
Oct. 26	OKLAHOMA STATE (12)	L	10-17	35,200
Nov. 2	at Oklahoma (9)	L	6-48	75,008
Nov. 9	COLORADO (HC)	L	3-14	25,000
Nov. 16	at Nebraska (2)	L	6-56	75,863
Nov. 23	MISSOURI	W	34-20	22,000

BOB VALESENTE



2 SEASONS, 1986-87

4-17-1, .205

1986 (3-8, 0-7) BIG EIGHT: 8TH

Captains: Phil Forte, Mike Orth, Paul Oswald, Wayne Ziegler, John Randolph

Sept. 13	NORTH CAROLINA	L	0-20	40,200
Sept. 20	UTAH STATE	W	16-13	36,300
Sept. 27	INDIANA STATE	W	20-6	32,400
Oct. 4	SOUTHERN ILLINOIS	W	35-23	22,500
Oct. 11	IOWA STATE (HC)	L	10-13	20,500
Oct. 18	at Kansas State	L	12-29	38,320
Oct. 25	at Oklahoma State (Nt.)	L	6-24	46,400
Nov. 1	OKLAHOMA (4)	L	3-64	38,500
Nov. 8	at Colorado	L	10-17	37,056
Nov. 15	NEBRASKA (6)	L	0-70	48,800
Nov. 22	at Missouri	L	0-48	33,553

1987 (1-9-1, 0-6-1) BIG EIGHT: 7TH

Captain: Game-by-Game Selection

Sept. 12	at Auburn (4) (Nt.)	L	0-49	65,711
Sept. 19	KENT STATE	L	17-31	33,700
Sept. 26	LOUISIANA TECH	L	11-16	23,000
Oct. 3	SOUTHERN ILLINOIS	W	16-15	20,500
Oct. 10	at Nebraska (2)	L	2-54	76,053
Oct. 17	at Colorado	L	10-35	43,514
Oct. 24	IOWA STATE (HC)	L	28-42	28,300
Oct. 31	OKLAHOMA (1)	L	10-71	23,500
Nov. 7	at Kansas State	T	17-17	37,600
Nov. 14	OKLAHOMA STATE	L	17-49	18,200
Nov. 21	at Missouri	L	7-19	32,202

GLEN MASON



9 SEASONS, 1988-96

47-54-1, .466

1988 (1-10, 1-6) BIG EIGHT: 7TH

Captains: Curtis Moore, Peda Samuel, Arnold Snell

Sept. 10	BAYLOR	L	14-27	43,200
Sept. 17	at Auburn (6) (Nt.)	L	7-56	55,700
Sept. 24	at California	L	21-52	34,000
Oct. 1	NEW MEXICO STATE	L	29-42	33,500
Oct. 8	NEBRASKA (9)	L	10-63	32,500
Oct. 15	COLORADO (HC)	L	9-21	22,500
Oct. 22	at Iowa State	L	14-42	43,180
Oct. 29	at Oklahoma (8)	L	14-63	74,004
Nov. 5	KANSAS STATE	W	30-12	35,000
Nov. 12	at Oklahoma State (14)	L	24-63	40,100
Nov. 19	MISSOURI	L	17-55	25,000

1989 (4-7, 2-5) BIG EIGHT: 6TH

Captains: John Barker, Mark Koncz

Sept. 2	MONTANA STATE	W	41-17	37,500
Sept. 9	LOUISVILLE	L	28-33	37,200
Sept. 16	KENT STATE	W	28-21	41,000
Sept. 23	at Baylor (Nt.)	L	3-46	26,765
Sept. 30	OKLAHOMA (16)	L	6-45	44,500
Oct. 7	IOWA STATE (HC)	L	20-24	31,500
Oct. 21	at Colorado (3)	L	17-49	50,057
Oct. 28	at Kansas State	W	21-16	35,652
Nov. 4	OKLAHOMA STATE	L	24-37	28,500
Nov. 11	at Nebraska (6)	L	14-51	76,232
Nov. 18	at Missouri	W	46-44	33,981

YEAR-BY-YEAR RESULTS

1990 (3-7-1, 2-4-1) BIG EIGHT: T-4TH

Captains: Chip Budde, Curtis Moore

Sept. 1	VIRGINIA (15)	L	10-59	35,000
Sept. 8	OREGON STATE	W	38-12	28,500
Sept. 15	at Louisville	L	16-28	35,848
Sept. 29	at Oklahoma (9)	L	17-31	70,095
Oct. 6	at Iowa State	T	34-34	54,211
Oct. 13	at Miami (3)	L	0-34	54,211
Oct. 20	COLORADO (14)	L	10-41	40,000
Oct. 27	KANSAS STATE (HC)	W	27-24	45,000
Nov. 3	at Oklahoma State	W	31-30	30,100
Nov. 10	NEBRASKA (13)	L	9-41	36,000
Nov. 17	MISSOURI	L	21-41	30,000

1991 (6-5, 3-4) BIG EIGHT: 5TH

Captains: Scott Imwalle, Roger Robben, Doug Terry

Sept. 7	at Toledo (Nt.)	W	30-7	24,010
Sept. 14	TULSA	W	23-17	35,000
Sept. 21	NEW MEXICO STATE	W	54-14	34,000
Oct. 5	at Virginia	L	19-31	40,200
Oct. 12	at Kansas State	L	12-16	48,856
Oct. 19	IOWA STATE (HC)	W	41-0	37,000
Oct. 26	at Oklahoma (21)	L	3-41	68,128
Nov. 2	at Oklahoma State	W	31-0	18,000
Nov. 9	NEBRASKA (11)	L	23-59	40,000
Nov. 16	COLORADO (16)	L	24-30	40,863
Nov. 23	*MISSOURI	W	53-29	28,000

*Tony Sands sets NCAA game rushing record with 396 yards

1992 (8-4, 4-3) BIG EIGHT: 3RD

Captains: Hassan Bailey, Monte Cozzens, Matt Gay, Dana Stubblefield

Final Ranking: 22nd (AP), 22nd (UPI), 23rd (CNN/USA Today Coaches)

Sept. 5	at Oregon State	W	49-7	28,591
Sept. 12	BALL STATE	W	62-10	38,500
Sept. 19	at Tulsa	W	40-7	38,986
Sept. 24	(24) CALIFORNIA (Nt.)	L	23-27	44,500
Oct. 10	KANSAS STATE	W	31-7	48,604
Oct. 17	(25) at Iowa State	W	50-47	39,331
Oct. 24	(22) OKLAHOMA (HC)	W	27-10	43,500
Nov. 2	(18) OKLAHOMA STATE	W	26-18	31,500
Nov. 9	(13) at Nebraska (7) (Nt.)	L	7-49	76,287
Nov. 16	(20) COLORADO (18)	L	18-25	43,000
Nov. 23	(22) at Missouri	L	17-22	30,845
Dec. 25	(22) vs. Brigham Young (25) (Aloha Bowl at Honolulu, Hawaii*)	W	23-20	42,933

1993 (5-7, 3-4) BIG EIGHT: 5TH

Captains: John Jones, Guy Howard, Dan Schmidt, Chris Maumalanga

Aug. 28	vs. Florida State (1) (Kickoff Classic at East Rutherford, N.J.)	L	0-42	51,734
Sept. 4	WESTERN CAROLINA	W	46-3	31,500
Sept. 11	at Michigan State	L	14-31	53,797
Sept. 18	UTAH	L	16-41	34,000
Oct. 2	COLORADO STATE	W	24-6	37,500
Oct. 9	at Kansas State	L	9-10	44,165
Oct. 16	IOWA STATE	W	35-20	28,500
Oct. 23	at Oklahoma (14)	L	25-38	60,441
Oct. 30	at Oklahoma State	W	13-6	30,163
Nov. 6	NEBRASKA (6)	L	20-21	47,500
Nov. 13	at Colorado (18)	L	14-38	40,044
Nov. 20	MISSOURI	W	28-10	31,500

1994 (6-5, 3-4) BIG EIGHT: 5TH

Captains: John Jones, Gerald McBurrows

Sept. 1	at Houston (Nt.)	W	35-13	18,150
Sept. 10	MICHIGAN STATE (Nt.)	W	17-10	48,100
Sept. 17	at TCU (Nt.)	L	21-31	37,313
Sept. 24	UAB	W	72-0	35,000
Oct. 6	KANSAS STATE (19) (Nt.)	L	13-21	48,800
Oct. 15	at Iowa State	W	41-23	32,563
Oct. 22	OKLAHOMA	L	17-20	42,500
Oct. 29	OKLAHOMA STATE (HC)	W	24-14	31,000
Nov. 5	at Nebraska (1)	L	17-45	75,543
Nov. 12	COLORADO (7)	L	26-51	35,000
Nov. 19	at Missouri	W	41-31	35,648

1995 (10-2, 5-2) BIG EIGHT: T-2ND

Captains: Mark Williams, Keith Rodgers, Ashaundai Smith

Final Ranking: 9th (AP), 10th (CNN/USA Today Coaches)

Sept. 2	*CINCINNATI	W	23-18	26,500
Sept. 9	vs. North Texas (Texas Stadium at Irving, Texas)	W	27-10	20,211
Sept. 14	TCU	W	38-20	34,000
Sept. 23	HOUSTON (Nt.)	W	20-13	37,500
Oct. 7	(24) at Colorado (4)	W	40-24	52,330
Oct. 14	(10) IOWA STATE (HC)	W	34-7	43,000
Oct. 21	(7) at Oklahoma (15) (Nt.)	W	38-17	74,639
Oct. 28	(6) at Kansas State (14)	L	7-41	44,284
Nov. 4	(11) MISSOURI	W	42-23	46,300
Nov. 11	(10) NEBRASKA (1)	L	3-41	50,300
Nov. 18	(15) at Oklahoma State	W	22-17	36,600
Dec. 25	(11) vs. UCLA (25) (Aloha Bowl at Honolulu, Hawaii*)	W	51-30	41,112

*1,000th game in school history

BIG 12 CONFERENCE

1996-PRESENT

1996 (4-7, 2-6) BIG 12 NORTH: 5TH

Captains: Ronnie Ward, Mark Sanders

Aug. 29	(25) BALL STATE (Nt.)	W	35-10	36,200
Sept. 14	(24) at TCU (Nt.)	W	52-17	37,512
Sept. 28	(20) at Utah (Nt.)	L	42-45	32,519
Oct. 5	*at Oklahoma	W	52-24	64,333
Oct. 12	TEXAS TECH	L	7-30	46,500
Oct. 19	COLORADO (9) (HC)	L	7-20	48,500
Oct. 26	at Nebraska (5)	L	7-63	75,158
Nov. 2	at Iowa State	W	34-31	37,850
Nov. 9	KANSAS STATE (13)	L	12-38	48,800
Nov. 16	TEXAS	L	17-38	30,500
Nov. 23	at Missouri	L	25-42	36,821

*First Big 12 Conference victory

TERRY ALLEN



5 SEASONS, 1997-2001
20-33, .379

1997 (5-6, 3-5) BIG 12 NORTH: 5TH

Captains: Tony Blevins, Jason Thoren, Matt Johner, Eric Vann, Ron Warner

Aug. 28	UAB (Nt.)	W	24-0	32,100
Sept. 6	TCU	W	17-10	35,000
Sept. 13	*MISSOURI	W	15-7	38,000
Sept. 20	at Cincinnati (Nt.)	L	7-34	17,636
Oct. 4	OKLAHOMA	W	20-17	43,500
Oct. 11	at Texas Tech (Nt.)	L	7-17	43,012
Oct. 18	at Colorado	L	6-42	52,097
Oct. 25	NEBRASKA (1) (Nt.)	L	0-35	42,000
Nov. 1	IOWA STATE (HC)	W	34-24	43,000
Nov. 8	at Kansas State (11)	L	16-48	43,832
Nov. 15	at Texas	L	31-45	68,097

*500th win in school history

1998 (4-7, 1-7) BIG 12 NORTH: 5TH

Captains: Zac Wegner, Michael Allen, Justin Glasgow, Patrick Brown

Sept. 5	OKLAHOMA STATE	L	28-38	32,500
Sept. 12	at Missouri (25)	L	23-41	59,720
Sept. 19	ILLINOIS STATE (Nt.)	W	63-21	31,100
Sept. 26	*at UAB (Nt.) (40T)	W	39-37	30,543
Oct. 3	TEXAS A&M (18)	L	21-24	36,000
Oct. 10	at Baylor	L	24-31	31,271
Oct. 17	at Nebraska (8) (Nt.)	L	0-41	76,174
Oct. 24	COLORADO (17) (HC) (Nt.)	W	33-17	31,600
Oct. 31	KANSAS STATE (4)	L	6-54	43,000
Nov. 7	NORTH TEXAS	W	23-14	20,000
Nov. 21	at Iowa State	L	20-23	26,029

*Four-overtime game tied NCAA record

1999 (5-7, 3-5) BIG 12 NORTH: T-4TH

Captains: Zac Wegner, Tim Bowers, John Williams, Michael Chandler

Aug. 28	at Notre Dame	L	13-48	80,012
Sept. 11	CS-NORTHRIDGE (Nt.)	W	71-14	33,300
Sept. 18	at Colorado	L	17-51	47,783
Sept. 25	SAN DIEGO STATE (Nt.)	L	13-41	34,500
Oct. 2	SMU (HC)	W	27-9	24,700
Oct. 9	at Kansas State	L	9-50	52,254
Oct. 16	at Texas A&M (13)	L	17-34	70,232
Oct. 23	MISSOURI	W	21-0	42,300
Oct. 30	NEBRASKA (8)	L	17-24	45,100
Nov. 6	BAYLOR	W	45-10	28,600
Nov. 13	at Oklahoma State	L	13-45	39,562
Nov. 20	IOWA STATE	W	31-28	27,000

2000 (4-7, 2-6) BIG 12 NORTH: 5TH

Captains: Zac Wegner, Carl Nesmith, Moran Norris, Dylon Smith, John Oddonetto

Sept. 2	at SMU (Nt.)	L	17-31	32,267
Sept. 16	UAB (Nt.)	W	23-20	28,500
Sept. 23	SOUTHERN ILLINOIS (Nt.)	W	42-0	30,500
Sept. 30	at Oklahoma (14)	L	16-34	74,811
Oct. 7	KANSAS STATE (4)	L	13-52	48,500
Oct. 14	at Missouri	W	38-17	61,794
Oct. 21	COLORADO (HC)	W	23-15	32,600
Oct. 28	TEXAS TECH	L	39-45	26,000
Nov. 4	at Nebraska (6)	L	17-56	78,096
Nov. 11	TEXAS (19)	L	16-51	27,200
Nov. 18	at Iowa State	L	17-38	36,725

2001 (3-8, 1-7) BIG 12 NORTH: 6TH

Captains: Nate Dwyer, Harrison Hill, Marcus Rogers, Brandon Wier, Roger Ross, Justin Hartwig, Termaine Fulton

Sept. 1	MISSOURI STATE (Nt.)	W	24-10	37,500
Sept. 8	UCLA (14)	L	17-41	43,500
Sept. 22	at Colorado	L	16-27	47,495
Oct. 6	at Texas Tech (Nt.) (OT)	W	34-31	45,343
Oct. 13	OKLAHOMA (3) (HC) (Nt.)	L	10-38	48,700
Oct. 20	MISSOURI	L	34-38	38,500
Oct. 27	at Kansas State	L	6-40	50,101
Nov. 3	NEBRASKA (2) (Nt.)	L	7-51	50,750
*Nov. 10	at Texas (5)	L	0-59	83,111
*Nov. 17	IOWA STATE	L	7-49	33,500
*Nov. 24	WYOMING	W	27-14	24,000

*Tom Hayes took over as head coach for final three games

YEAR-BY-YEAR RESULTS

MARK MANGINO

8 SEASONS, 2002-09
50-48, .510



2002 (2-10, 0-8) BIG 12 NORTH: 6TH

Captains: Greg Cole, Leo Etienne, Justin Sands

Aug. 31	at Iowa State	L	3-45	40,026
Sept. 7	at UNLV (Nt.)	L	20-31	25,109
Sept. 14	MISSOURI STATE (Nt.)	W	44-24	40,500
Sept. 21	BOWLING GREEN (Nt.)	L	16-39	37,000
Sept. 28	at Tulsa (Nt.)	W	43-33	17,893
Oct. 5	at Baylor	L	32-35	22,103
Oct. 12	COLORADO (HC)	L	29-53	34,500
Oct. 19	TEXAS A&M	L	22-47	34,000
Oct. 26	at Missouri	L	12-36	60,247
Nov. 2	KANSAS STATE (14)	L	0-64	43,000
Nov. 9	at Nebraska	L	7-45	77,351
Nov. 16	OKLAHOMA STATE	L	20-55	27,500

2003 (6-7, 3-5) BIG 12 NORTH: T-4TH

Captains: Adrian Jones, Zach Dyer, Bill Whittemore, Banks Floodman, Travis Watkins

Aug. 30	NORTHWESTERN (Nt.)	L	20-28	27,775
Sept. 6	UNLV (Nt.)	W	46-24	33,980
Sept. 13	at Wyoming	W	42-35	18,329
Sept. 20	JACKSONVILLE ST. (Nt.)	W	41-6	34,712
Sept. 27	MISSOURI (23)	W	35-14	50,071
Oct. 11	at Colorado (OT)	L	47-50	50,477
Oct. 18	BAYLOR (HC)	W	28-21	40,088
Oct. 25	at Kansas State	L	6-42	51,614
Nov. 1	at Texas A&M	L	33-45	68,487
Nov. 8	NEBRASKA (19)	L	3-24	50,107
Nov. 15	at Oklahoma State	L	21-44	40,850
Nov. 22	IOWA STATE	W	36-7	34,518
Dec. 22	vs. North Carolina State	L	26-56	26,482

(Mazda Tangerine Bowl at Orlando, Fla.)

2004 (4-7, 2-6) BIG 12 NORTH: T-5TH

Captains: Travis Watkins, Joe Vaughn, Brandon Rideau, Banks Floodman, David McMillan

Sept. 4	TULSA (Nt.)	W	21-3	40,646
Sept. 11	TOLEDO (Nt.)	W	63-14	41,251
Sept. 18	at Northwestern	L	17-20	24,817
Sept. 25	TEXAS TECH	L	30-31	37,422
Oct. 2	at Nebraska (Nt.)	L	8-14	77,637
Oct. 9	KANSAS STATE (HC) (Nt.)	W	31-28	50,152
Oct. 23	at Oklahoma (2)	L	10-41	84,520
Oct. 30	at Iowa State	L	7-13	36,384
Nov. 6	COLORADO	L	21-30	38,214
Nov. 13	TEXAS (6)	L	23-27	38,714
Nov. 20	at Missouri	W	31-14	53,480

2005 (7-5, 3-5) BIG 12 NORTH: 5TH

Captains: Banks Floodman, Charles Gordon, Kevin Kane, David Ochoa, Nick Reid

Sept. 3	FLORIDA ATLANTIC (Nt.)	W	30-19	40,930
Sept. 10	APPALACHIAN STATE (Nt.)	W	36-8	37,070
Sept. 17	LOUISIANA TECH (Nt.)	W	34-14	41,237
Oct. 1	at Texas Tech (13) (Nt.)	L	17-30	52,601
Oct. 8	at Kansas State	L	3-12	49,798
Oct. 15	vs. Oklahoma (Nt.) (at K.C.)	L	3-19	54,109
Oct. 22	at Colorado (Nt.)	L	13-44	48,025
Oct. 29	MISSOURI	W	13-3	48,238
Nov. 5	NEBRASKA	W	40-15	51,750
Nov. 12	at Texas (2)	L	14-66	83,696
Nov. 26	IOWA STATE (25) (OT)	W	24-21	42,826
Dec. 23	vs. Houston (Nt.)	W	42-13	33,505

(Fort Worth Bowl at Fort Worth, Texas)

2006 (6-6, 3-5) BIG 12 NORTH: 4TH

Captains: Derek Fine, James McClinton, David Ochoa, Mike Rivera

Sept. 2	NORTHWESTERN ST. (Nt.)	W	49-18	44,025
Sept. 9	LOUISIANA MONROE (Nt.)	W	21-19	45,221
Sept. 15	at Toledo (20T) (Nt.)	L	31-37	22,118
Sept. 23	SOUTH FLORIDA (Nt.)	W	13-7	40,933
Sept. 30	at Nebraska (21) (OT) (Nt.)	L	32-39	85,069
Oct. 7	TEXAS A&M	L	18-21	46,445
Oct. 14	OKLAHOMA STATE	L	33-42	41,203
Oct. 21	at Baylor	L	35-36	36,125
Oct. 28	COLORADO	W	20-15	39,313
Nov. 4	at Iowa State	W	41-10	40,272
Nov. 18	KANSAS STATE	W	39-20	51,821
Nov. 25	at Missouri	L	17-42	55,614

2007 (12-1, 7-1) BIG 12 NORTH: T-1ST

Captains: Derek Fine, James McClinton, Aqib Talib, Brandon McAnderson

Final Ranking: 7th (AP), 7th (Coaches), 8th (BCS), 8th (Harris)				
Sept. 1	CENTRAL MICHIGAN (Nt.)	W	52-7	46,815
Sept. 8	SOUTHEASTERN LA. (Nt.)	W	62-0	43,914
Sept. 15	TOLEDO (Nt.)	W	45-13	48,112
Sept. 22	FIU (Nt.)	W	55-3	42,134
Oct. 6	at Kansas State (24)	W	30-24	50,924
Oct. 13	(20) BAYLOR	W	58-10	43,556
Oct. 20	(15) at Colorado	W	19-14	51,940
Oct. 27	(12) at Texas A&M (Nt.)	W	19-11	85,341
Nov. 3	(8) NEBRASKA	W	76-39	51,910
Nov. 10	(5) at Oklahoma St. (Nt.)	W	43-28	39,848
Nov. 17	(4) IOWA STATE	W	45-7	51,050
Nov. 24	(2) vs. Missouri (4) (Nt.) (at K.C.)	L	28-36	80,537
Jan. 3	(8) vs. Virginia Tech (5) (Nt.)	W	24-21	74,111

(Fed Ex Orange Bowl at Miami, Fla.)

2008 (8-5, 4-4) BIG 12 NORTH: 3RD

Captains: Ryan Cantrell, Joe Mortensen, Todd Reesing, Mike Rivera

Aug. 30	(14) FIU (Nt.)	W	40-10	52,112
Sept. 6	(14) LOUISIANA TECH (Nt.)	W	29-0	48,621
Sept. 12	(13) at S. Florida (19) (Nt.)	L	34-37	58,755
Sept. 20	(19) SAM HOUSTON (Nt.)	W	38-14	51,767
Oct. 4	(16) at Iowa State	W	35-33	47,847
Oct. 11	(16) COLORADO	W	30-14	49,566
Oct. 18	(16) at Oklahoma (4)	L	31-45	85,241
Oct. 25	(19) TEXAS TECH (8)	L	21-63	50,125
Nov. 1	KANSAS STATE	W	52-21	52,230
Nov. 8	at Nebraska	L	35-45	85,486
Nov. 15	TEXAS (4)	L	7-35	51,930
Nov. 28	vs. Missouri (12) (at K.C.)	W	40-37	79,123
Dec. 31	vs. Minnesota	W	42-21	49,103

(Insight Bowl at Tempe, Ariz.)

2009 (5-7, 1-7) BIG 12 NORTH: 6TH

Captains: Kerry Meier, Todd Reesing, Jake Sharp, Darrell Stuckey

Sept. 5	(25) N. COLORADO (Nt.)	W	49-3	52,530
Sept. 12	(24) at UTEP (Nt.)	W	34-7	31,885
Sept. 19	(22) DUKE	W	44-16	50,101
Sept. 26	(20) SOUTHERN MISS.	W	35-28	50,025
Oct. 10	(16) IOWA STATE	W	41-36	48,203
Oct. 17	(17) at Colorado (Nt.)	L	30-34	51,146
Oct. 24	(24) OKLAHOMA (25)	L	13-35	51,104
Oct. 31	at Texas Tech	L	21-42	47,291
Nov. 7	at Kansas State	L	10-17	48,306
Nov. 14	NEBRASKA	L	17-31	51,525
Nov. 21	at Texas (3) (Nt.)	L	20-51	101,357
Nov. 28	vs. Missouri (at K.C.)	L	39-41	70,072

TURNER GILL

2 SEASONS, 2010-11
5-19, .208



2010 (3-9, 1-7) BIG 12 NORTH: 6TH

Captains: Sal Capra, Chris Harris, Jake Laptad, Angus Quigley, Justin Springer

Sept. 4	NORTH DAKOTA ST. (Nt.)	L	3-6	48,417
Sept. 11	GEORGIA TECH (15)	W	28-25	46,907
Sept. 17	at South. Miss. (Fri.) (Nt.)	L	16-31	30,211
Sept. 25	NEW MEXICO ST. (Nt.)	W	42-16	46,719
Oct. 2	at Baylor	L	7-55	35,405
Oct. 14	KANSAS ST. (Thur.) (Nt.)	L	7-59	47,561
Oct. 23	TEXAS A&M (HC) (Nt.)	L	10-45	44,239
Oct. 30	at Iowa State	L	16-28	46,485
Nov. 6	COLORADO	W	52-45	40,851
Nov. 13	at Nebraska (9) (Nt.)	L	3-20	85,587
Nov. 20	OKLAHOMA STATE (12)	L	14-48	39,261
Nov. 27	vs. Missouri (15) (at K.C.)	L	7-35	55,788

2011 (2-10, 0-9) BIG 12: 10TH

Captains: Tim Biere, Jeremiah Hatch, Steven Johnson, Toben Oporum

Sept. 3	MCNEESE ST. (Nt.)	W	42-24	41,068
Sept. 10	NORTHERN ILLINOIS (Nt.)	W	45-42	48,084
Sept. 17	at Georgia Tech	L	24-66	42,025
Oct. 1	TEXAS TECH (HC)	L	34-45	39,621
Oct. 8	at Oklahoma State (6)	L	28-70	58,030
Oct. 15	OKLAHOMA (1) (Nt.)	L	17-47	42,580
Oct. 22	KANSAS STATE (12)	L	21-59	47,157
Oct. 29	at Texas (24) (Nt.)	L	0-45	99,211
Nov. 5	at Iowa State	L	10-13	51,575
Nov. 12	BAYLOR (OT)	L	30-31	35,188
Nov. 19	at Texas A&M	L	7-61	86,411
Nov. 26	vs. Missouri (at K.C.)	L	10-24	47,059

CHARLIE WEIS

3 SEASONS, 2012-14
6-22, .214



2012 (1-11, 0-9) BIG 12: 10TH

Captains: Dayne Crist, Tanner Hawkinson, Toben Oporum

Sept. 1	SOUTH DAKOTA ST. (Nt.)	W	31-17	46,601
Sept. 8	RICE	L	24-25	44,683
Sept. 15	TCU (16)	L	6-20	43,867
Sept. 22	at Northern Illinois	L	23-30	18,374
Oct. 6	at Kansas State (7)	L	16-56	50,344
Oct. 13	OKLAHOMA ST.	L	14-20	31,115
Oct. 20	at Oklahoma (10) (Nt.)	L	7-52	84,532
Oct. 27	TEXAS	L	17-21	40,097
Nov. 3	at Baylor	L	14-41	39,039
Nov. 10	at Texas Tech (20T) (25)	L	34-41	55,052
Nov. 17	IOWA STATE (Nt.)	L	23-51	41,608
Dec. 1	at West Virginia	L	10-59	51,112

2013 (3-9, 1-8) BIG 12: 10TH

Captains: Jake Heaps, Ben Heeney, James Sims, Keon Stowers

Sept. 7	SOUTH DAKOTA (Nt.)	W	31-14	41,920
Sept. 14	at Rice (Nt.)	L	14-23	22,974
Sept. 21	LOUISIANA TECH	W	13-10	39,823
Oct. 5	TEXAS TECH (20)	L	16-54	35,648
Oct. 12	at TCU	L	17-27	41,894
Oct. 19	OKLAHOMA (18)	L	19-34	41,113
Oct. 26	BAYLOR (6) (Nt.)	L	14-59	32,264
Nov. 2	at Texas	L	13-35	97,105
Nov. 9	at Oklahoma State (15)	L	6-42	58,476
Nov. 16	WEST VIRGINIA	W	31-19	30,809
Nov. 23	at Iowa State (Nt.)	L	0-34	54,081
Nov. 30	KANSAS STATE	L	10-31	43,610

YEAR-BY-YEAR RESULTS

2014 (3-9, 1-8) BIG 12: 9TH

Captains: Nick Harwell, Ben Heeneey, Cassius Sendish

Sept. 6	SOUTHEAST MISSOURI ST. (Nt.)	W	34-28	36,574
Sept. 13	at Duke	L	3-41	25,203
Sept. 20	CENTRAL MICHIGAN	W	24-10	34,822
Sept. 27	TEXAS	L	0-23	36,904
*Oct. 4	at West Virginia	L	14-33	52,164
*Oct. 11	OKLAHOMA STATE (16)	L	20-27	31,985
*Oct. 18	at Texas Tech	L	21-34	54,071
*Nov. 1	at Baylor (12)	L	14-60	45,754
*Nov. 8	IOWA STATE	W	34-14	33,288
*Nov. 15	TCU (5)	L	30-34	30,889
*Nov. 22	at Oklahoma (23)	L	7-44	84,908
*Nov. 29	at Kansas State (11)	L	13-51	53,439

*Clint Bowen took over as head coach for final eight games

DAVID BEATY

4 SEASONS, 2015-18
6-42, .143



2015 (0-12, 0-9) BIG 12: 10TH

Captains: Montell Cozart, Ben Goodman Jr., Fish Smithson

Sept. 5	SOUTH DAKOTA ST.	L	38-41	30,144
Sept. 12	MEMPHIS	L	23-55	37,798
Sept. 26	at Rutgers	L	14-27	46,136
Oct. 3	at Iowa State	L	13-38	55,837
Oct. 10	BAYLOR (3)	L	7-66	25,910
Oct. 17	TEXAS TECH	L	20-30	25,186
Oct. 24	at Oklahoma State (14)	L	10-58	59,846
Oct. 31	OKLAHOMA (14) (HC)	L	7-62	26,667
Nov. 7	at Texas (Nt.)	L	20-59	92,529
Nov. 14	at TCU (15)	L	17-23	44,375
Nov. 21	WEST VIRGINIA	L	0-49	21,415
Nov. 28	KANSAS STATE	L	14-45	23,842

2016 (2-10, 1-8) BIG 12: 10TH

Captains: Montell Cozart, Joe Dineen Jr., Fish Smithson

Sept. 3	RHODE ISLAND	W	55-6	26,864
Sept. 10	OHIO	L	21-37	28,467
Sept. 17	at Memphis	L	7-43	34,448
Sept. 29	at Texas Tech	L	19-55	56,494
Oct. 8	TCU	L	23-24	23,946
Oct. 15	at Baylor (11)	L	7-49	47,598
Oct. 22	OKLAHOMA STATE	L	20-44	26,262
Oct. 29	at Oklahoma (16)	L	3-56	86,301
Nov. 5	at West Virginia (14)	L	21-48	56,343
Nov. 12	IOWA STATE	L	24-31	23,757
Nov. 19	TEXAS (OT)	W	24-21	25,673
Nov. 26	at Kansas State	L	19-34	52,637

2017 (1-11, 0-9) BIG 12: 10TH

Captains: Dorance Armstrong Jr., Jeremiah Booker, Joe Dineen Jr., Daniel Wise

Sept. 2	SEMO	W	38-16	32,134
Sept. 9	CENTRAL MICHIGAN	L	27-45	28,531
Sept. 16	at Ohio	L	30-42	22,056
Sept. 23	WEST VIRGINIA	L	34-56	23,901
Oct. 7	TEXAS TECH	L	19-65	21,050
Oct. 14	at Iowa State	L	0-45	55,593
Oct. 21	at TCU (4)	L	0-43	42,969
Oct. 28	KANSAS STATE	L	20-30	36,223
Nov. 4	BAYLOR	L	9-38	21,797
Nov. 11	at Texas	L	27-42	96,557
Nov. 18	OKLAHOMA (3)	L	3-41	22,854
Nov. 25	at Oklahoma State (18)	L	17-58	56,790

2018 (3-9, 1-8) BIG 12: 10TH

Captains: Jeremiah Booker, Joe Dineen Jr., Daniel Wise

Sept. 1	NICHOLLS (OT)	L	23-26	24,305
Sept. 8	at Central Michigan	W	31-7	18,127
Sept. 16	RUTGERS	W	55-14	28,044
Sept. 22	at Baylor	L	7-26	36,725
Sept. 29	OKLAHOMA STATE (21)	L	28-48	18,364
Oct. 6	at West Virginia (8)	L	22-38	57,419
Oct. 20	at Texas Tech	L	16-48	54,402
Oct. 27	TCU	W	27-26	15,069
Nov. 3	IOWA STATE	L	3-27	15,543
Nov. 10	at Kansas State	L	17-21	50,062
Nov. 17	at Oklahoma (6)	L	40-55	86,371
Nov. 23	TEXAS	L	17-24	15,219

LES MILES

2 SEASONS, 2019-2021
3-18, .142



2019 (3-9, 1-8) BIG 12: 10TH

Captains: Hakeem Adeniji, Kyle Thompson, Bryce Torneden

Aug. 31	INDIANA STATE	W	24-17	32,611
Sept. 7	COASTAL CAROLINA	L	7-12	33,493
Sept. 13	at Boston College	W	48-24	32,848
Sept. 21	West Virginia	L	24-29	35,816
Sept. 28	at TCU	L	14-51	41,960
Oct. 5	OKLAHOMA (6)	L	20-45	34,402
Oct. 19	at Texas (15)	L	48-50	97,137
Oct. 26	TEXAS TECH	W	37-34	31,063
Nov. 2	KANSAS STATE (22)	L	13-31	47,233
Nov. 16	at Oklahoma State (25)	L	17-21	55,388
Nov. 23	at Iowa State	L	31-41	58,120
Nov. 30	BAYLOR (9)	L	6-61	22,531

2020 (0-9, 0-8) BIG 12: 10TH

Sept. 12	COASTAL CAROLINA	L	23-38	0*
Sept. 26	at Baylor	L	14-47	11,667
Oct. 3	OKLAHOMA STATE (17)	L	7-47	9,480
Oct. 17	at West Virginia	L	17-38	10,759
Oct. 24	at Kansas State (20)	L	14-55	10,801
Oct. 31	IOWA STATE (23)	L	22-52	9,652
Nov. 7	at Oklahoma (19)	L	9-61	22,700
Nov. 28	TCU	L	23-59	0*
Dec. 5	at Texas Tech	L	13-16	9,877

*No fans allowed due to COVID-19. Attendance was restricted throughout season due to pandemic.

LANCE LEIPOLD

2 SEASONS, 2021-PRES.
8-17 (.320)



2021 (2-10, 1-8) BIG 12: 10TH

Sept. 3	SOUTH DAKOTA	W	17-14	26,103
Sept. 10	at Coastal Carolina (17)	L	22-49	17,697
Sept. 18	BAYLOR	L	7-45	27,218
Sept. 25	at Duke	L	33-52	19,128
Oct. 2	at Iowa State	L	7-59	60,446
Oct. 16	TEXAS TECH	L	14-41	25,106
Oct. 23	OKLAHOMA (3)	L	23-35	26,321
Oct. 30	at Oklahoma State (15)	L	3-55	55,026
Nov. 6	KANSAS STATE	L	10-35	30,611
Nov. 13	at Texas	W	57-56 (OT)	95,202
Nov. 20	at TCU	L	28-31	35,061
Nov. 27	WEST VIRGINIA	L	28-34	23,117

2022 (6-7, 3-6) BIG 12: T-7TH

Sept. 2	TENNESSEE TECH	W	56-10	34,902
Sept. 10	at West Virginia	W	55-42 OT	52,188
Sept. 17	at Houston	W	48-30	30,317
Sept. 24	DUKE	W	35-27	47,233
Oct. 1	IOWA STATE	W	14-11	47,233
Oct. 8	TCU	L	31-38	47,233
Oct. 15	at Oklahoma	L	42-52	83,874
Oct. 22	at Baylor	L	23-35	45,882
Nov. 5	OKLAHOMA STATE	W	37-16	43,606
Nov. 12	at Texas Tech	L	28-43	55,613
Nov. 19	TEXAS	L	14-55	38,246
Nov. 26	at Kansas State	L	27-47	51,861
Dec. 28	vs. Arkansas	L	53-55 OT	52,847

(AutoZone Liberty Bowl, Memphis, Tenn.)

ALL-TIME COACHING RECORDS

COACH	YEARS	SEASONS	W-L-T	PCT
No Coach	1890	1	1-2-0	.333
1. E. M. Hopkins	1891	1	7-0-1	.938
2. A. W. Shepard	1892-93	2	9-6-0	.600
3. Hector Cowan	1894-96	3	15-7-1	.674
4. Wylie G. Woodruff	1897-98	2	15-3-0	.833
5. Fielding H. Yost	1899	1	10-0-0	1.000
6. Charles Boynton	1900	1	2-5-2	.333
7. John Outland	1901	1	3-5-2	.400
8. Arthur Curtis	1902	1	6-4-0	.600
9. Harrison Weeks	1903	1	6-3-0	.667
10. A. R. Kennedy	1904-10	7	52-9-4	.831
11. Ralph W. Sherwin	1911	1	4-2-2	.625
12. Arthur Mosse	1912-13	2	9-7-0	.563
13. H. M. Wheaton	1914	1	5-2-1	.688
14. Herman Olcott	1915-17	3	16-7-1	.688
15. Jay Bond	1918	1	2-2-0	.500
16. Leon McCarty	1919	1	3-2-3	.563
17. Forrest C. Allen	1920	1	5-2-1	.688
18. Patsy Clark	1921-25	5	16-17-6	.487
19. Franklin Caddon	1926-27	2	5-10-1	.344
20. Bill Hargiss	1928-32	5	18-16-2	.500
21. Ad Lindsey	1932-38	6	23-30-8	.443
22. Gwinn Henry	1939-42	4	9-27-0	.250
23. Henry Shenk	1943-45	3	11-16-3	.417
24. George Sauer	1946-47	2	15-3-3	.786
25. J. V. Sikes	1948-53	6	35-25-0	.583
26. Chuck Mather	1954-57	4	11-26-3	.313
27. Jack Mitchell	1958-66	9	44-42-5	.511
28. Pepper Rodgers	1967-70	4	20-22-0	.476
29. Don Fambrough	1971-74	4	19-25-1	.433
	1979-82	4	17-24-4	.422
	TOTALS	8	36-49-5	.428
30. Bud Moore	1975-78	4	17-27-1	.389
31. Mike Gottfried	1983-85	3	15-18-1	.456
32. Bob Valesente	1986-87	2	4-17-1	.205
33. Glen Mason	1988-96	9	47-54-1	.466
34. Terry Allen	1997-2001	5	20-33-0	.379
Tom Hayes*	2001	--	1-2-0	.333
35. Mark Mangino	2002-09	8	50-48-0	.505
36. Turner Gill	2010-11	2	5-19-0	.208
37. Charlie Weis	2012-14	2	6-22-0	.214
Clint Bowen*	2014	--	1-7-0	.125
38. David Beaty	2015-18	4	6-42-0	.125
39. Les Miles	2019-2021	2	3-18	.142
40. Lance Leipold	2021-Present	2	8-17	.320
TOTALS		133	591-675-58	.446

*Ad Lindsey coached final six games of 1932 season

*Tom Hayes served as interim head coach for the final three games in 2001

*Clint Bowen served as interim head coach for the final eight games in 2014

SEASON RESULTS

PRIOR TO CONFERENCE ACTION (1890-1906)

YEAR	OVERALL	HOME	AWAY	NEUTRAL	CONF.	FINISH	COACH	POSTSEASON
1890	1-2-0	1-0-0	0-2-0	0-0-0	--	--	No Coach	
1891	7-0-1	2-0-0	3-0-0	2-0-1	--	--	E. M. Hopkins	
1892	7-1-0	3-0-0	2-1-0	2-0-0	--	--	A. W. Shepard	
1893	2-5-0	0-1-0	1-2-0	1-2-0	--	--	A. W. Shepard	
1894	2-3-1	1-0-1	0-2-0	1-1-0	--	--	Hector Cowan	
1895	6-1-0	2-0-0	2-0-0	2-1-0	--	--	Hector Cowan	
1896	7-3-0	5-0-0	1-1-0	1-2-0	--	--	Hector Cowan	
1897	8-2-0	4-0-0	2-1-0	2-1-0	--	--	Wylie G. Woodruff	
1898	7-1-0	3-1-0	2-0-0	2-0-0	--	--	Wylie G. Woodruff	
1899	10-0-0	6-0-0	3-0-0	1-0-0	--	--	Fielding H. Yost	
1900	2-5-2	0-3-1	2-1-0	0-1-1	--	--	Charles Boynton	
1901	3-5-2	2-3-0	1-1-2	0-1-0	--	--	John Outland	
1902	6-4-0	4-1-0	1-3-0	1-0-0	--	--	Arthur Curtis	
1903	6-3-0	4-2-0	1-1-0	1-0-0	--	--	Harrison Weeks	
1904	8-1-1	3-1-1	3-0-0	2-0-0	--	--	A.R. Kennedy	
1905	10-1-0	5-0-0	4-0-0	1-1-0	--	--	A.R. Kennedy	
1906	6-2-2	5-0-0	1-2-1	0-0-1	--	--	A.R. Kennedy	

MISSOURI VALLEY INTERCOLLEGIATE ATHLETIC ASSOCIATION (1907-28)

YEAR	OVERALL	HOME	AWAY	NEUTRAL	CONF.	FINISH	COACH	POSTSEASON
1907	5-3-0	3-1-0	1-2-0	1-0-0	1-1-0	3rd	A.R. Kennedy	
1908	9-0-0	6-0-0	2-0-0	1-0-0	4-0-0	1st	A.R. Kennedy	
1909	8-1-0	5-0-0	3-0-0	0-1-0	3-1-0	2nd	A.R. Kennedy	
1910	6-1-1	4-1-0	2-0-0	0-0-1	1-1-1	5th	A.R. Kennedy	
1911	4-2-2	2-2-2	2-0-0	--	1-1-1	3rd	Ralph W. Sherwin	
1912	4-4-0	4-1-0	0-3-0	--	1-2-0	5th	Arthur Mosse	
1913	5-3-0	4-1-0	1-2-0	--	3-2-0	3rd	Arthur Mosse	
1914	5-2-1	3-1-1	2-1-0	--	2-2-0	4th	H. M. Wheaton	
1915	6-2-0	4-1-0	2-1-0	--	3-1-0	2nd	Herman Olcott	
1916	4-3-1	2-1-1	2-2-0	--	1-2-1	5th	Herman Olcott	
1917	6-2-0	4-1-0	2-1-0	--	3-1-0	t2nd	Herman Olcott	
1918	2-2-0	2-1-0	0-1-0	--	0-0-0	--	Jay Bond	
1919	3-2-3	3-1-1	0-1-2	--	1-1-1	4th	Leon McCarty	
1920	5-2-1	4-0-1	1-2-0	--	3-2-0	t3rd	Forrest C. Allen	
1921	4-3-0	2-1-0	2-2-0	--	3-3-0	5th	Potsy Clark	
1922	3-4-1	3-1-0	0-3-1	--	1-3-1	t7th	Potsy Clark	
1923	5-0-3	4-0-2	1-0-1	--	3-0-3	t1st	Potsy Clark	
1924	2-5-1	1-3-0	1-2-1	--	2-4-1	t7th	Potsy Clark	
1925	2-5-1	2-2-0	0-3-1	--	2-5-1	t8th	Potsy Clark	
1926	2-6-0	2-2-0	0-4-0	--	1-5-0	9th	Franklin Cappon	
1927	3-4-1	2-2-1	1-2-0	--	3-3-1	5th	Franklin Cappon	
1928	2-4-2	1-2-1	1-2-1	--	1-3-1	5th	Bill Hargiss	

BIG SIX CONFERENCE (1929-47)

YEAR	OVERALL	HOME	AWAY	NEUTRAL	CONF.	FINISH	COACH	POSTSEASON
1929	4-4-0	2-2-0	2-2-0	--	2-3-0	5th	Bill Hargiss	
1930	6-2-0	2-1-0	4-1-0	--	4-1-0	1st	Bill Hargiss	
1931	5-5-0	3-3-0	2-2-0	--	1-3-0	4th	Bill Hargiss	
1932	5-3-0	0-3-0	5-0-0	--	3-2-0	2nd	Bill Hargiss (games 1-2), Ad Lindsey	
1933	5-4-1	3-1-0	2-3-1	--	2-3-0	4th	Ad Lindsey	
1934	3-4-3	1-2-2	2-2-1	--	1-2-2	4th	Ad Lindsey	
1935	4-4-1	2-1-1	2-3-0	--	2-2-1	3rd	Ad Lindsey	
1936	1-6-1	1-3-1	0-3-0	--	0-5-0	6th	Ad Lindsey	
1937	3-4-2	1-1-1	2-3-1	--	2-1-2	3rd	Ad Lindsey	
1938	3-6-0	2-2-0	1-4-0	--	1-4-0	6th	Ad Lindsey	
1939	2-6-0	1-3-0	1-3-0	--	1-4-0	t4th	Gwinn Henry	
1940	2-7-0	2-2-0	0-5-0	--	0-5-0	6th	Gwinn Henry	
1941	3-6-0	3-1-0	0-5-0	--	2-3-0	4th	Gwinn Henry	
1942	2-8-0	1-4-0	1-4-0	--	1-4-0	t5th	Gwinn Henry	
1943	4-5-1	4-1-0	0-4-1	--	2-3-0	t4th	Henry Shenk	
1944	3-6-1	3-2-0	0-3-1	0-1-0	1-4-0	5th	Henry Shenk	
1945	4-5-1	2-1-1	2-3-0	0-1-0	1-3-1	5th	Henry Shenk	
1946	7-2-1	3-1-0	4-1-0	0-0-1	4-1-0	t1st	George Sauer	
1947	8-1-2	4-0-0	4-0-1	0-1-1	4-0-1	t1st	George Sauer	Orange Bowl

BIG SEVEN CONFERENCE (1948-56)

YEAR	OVERALL	HOME	AWAY	NEUTRAL	CONF.	FINISH	COACH	POSTSEASON
1948	7-3-0	3-2-0	4-1-0	--	4-2-0	3rd	J.V. Sikes	
1949	5-5-0	2-3-0	3-2-0	--	2-4-0	5th	J.V. Sikes	
1950	6-4-0	2-3-0	4-1-0	--	3-3-0	4th	J.V. Sikes	
1951	8-2-0	5-0-0	3-2-0	--	4-2-0	3rd	J.V. Sikes	
1952	7-3-0	4-2-0	3-1-0	--	3-3-0	5th	J.V. Sikes	
1953	2-8-0	1-4-0	1-4-0	--	2-4-0	t4th	J.V. Sikes	
1954	0-10-0	0-6-0	0-4-0	--	0-6-0	7th	Chuck Mather	
1955	3-6-1	3-2-1	0-4-0	--	1-4-1	t5th	Chuck Mather	
1956	3-6-1	0-4-1	3-2-0	--	2-4-0	t5th	Chuck Mather	

BIG EIGHT CONFERENCE (1957-95)

YEAR	OVERALL	HOME	AWAY	NEUTRAL	CONF.	FINISH	COACH	POSTSEASON
1957	5-4-1	3-2-0	2-2-1	--	4-2-0	2nd	Chuck Mather	
1958	4-5-1	2-3-0	2-1-1	0-1-0	3-2-1	4th	Jack Mitchell	
1959	5-5-0	4-1-0	1-4-0	--	3-3-0	3rd	Jack Mitchell	
1960	7-2-1	3-1-1	4-1-0	--	4-2-1	3rd	Jack Mitchell	
1961	7-3-1	3-1-1	3-2-0	1-0-0	5-2-0	t2nd	Jack Mitchell	Bluebonnet Bowl
1962	6-3-1	2-3-0	4-0-1	--	4-2-1	4th	Jack Mitchell	
1963	5-5-0	3-2-0	2-3-0	--	3-4-0	t4th	Jack Mitchell	
1964	6-4-0	3-2-0	3-2-0	--	5-2-0	3rd	Jack Mitchell	
1965	2-8-0	2-3-0	0-5-0	--	2-5-0	t5th	Jack Mitchell	
1966	2-7-1	0-4-0	2-3-1	--	0-6-1	t7th	Jack Mitchell	
1967	5-5-0	4-1-0	1-4-0	--	5-2-0	t2nd	Pepper Rodgers	
1968	9-2-0	5-1-0	4-0-0	0-1-0	6-1-0	t1st	Pepper Rodgers	Orange Bowl
1969	1-9-0	1-4-0	0-5-0	--	0-7-0	8th	Pepper Rodgers	
1970	5-6-0	3-3-0	2-3-0	--	2-5-0	16th	Pepper Rodgers	
1971	4-7-0	4-2-0	0-5-0	--	2-5-0	t5th	Don Fambrough	
1972	4-7-0	1-5-0	3-2-0	--	3-4-0	t4th	Don Fambrough	
1973	7-4-1	5-0-1	2-3-0	0-1-0	4-2-1	t2nd	Don Fambrough	Liberty Bowl
1974	4-7-0	2-3-0	2-4-0	--	1-6-0	t7th	Don Fambrough	
1975	7-5-0	3-3-0	4-1-0	0-1-0	4-3-0	4th	Bud Moore	Sun Bowl
1976	6-5-0	3-3-0	3-2-0	--	2-5-0	7th	Bud Moore	
1977	3-7-1	3-1-1	0-6-0	--	2-4-1	6th	Bud Moore	
1978	1-10-0	1-5-0	0-5-0	--	0-7-0	8th	Bud Moore	
1979	3-8-0	2-4-0	1-4-0	--	2-5-0	t5th	Don Fambrough	
1980	4-5-2	1-4-0	3-1-2	--	3-3-1	4th	Don Fambrough	
1981	8-4-0	6-1-0	2-2-0	0-1-0	4-3-0	t3rd	Don Fambrough	Hall of Fame Bowl
1982	2-7-2	2-4-0	0-3-2-0	--	1-5-1	t6th	Don Fambrough	
1983	4-6-1	3-3-0	1-3-1-0	--	2-5-0	t6th	Mike Gottfried	
1984	5-6-0	3-2-0	2-4-0	--	4-3-0	4th	Mike Gottfried	
1985	6-6-0	5-2-0	1-4-0	--	2-5-0	6th	Mike Gottfried	
1986	3-8-0	3-4-0	0-4-0	--	0-7-0	8th	Bob Valesente	
1987	1-9-1	1-5-0	0-4-1	--	0-6-1	t7th	Bob Valesente	
1988	1-10-0	1-5-0	0-5-0	--	1-6-0	7th	Glen Mason	
1989	4-7-0	2-4-0	2-3-0	--	2-5-0	6th	Glen Mason	
1990	3-7-1	2-4-0	1-3-1	--	2-4-1	t4th	Glen Mason	
1991	6-5-0	4-2-0	2-3-0	--	3-4-0	5th	Glen Mason	
1992	8-4-0	4-2-0	3-2-0	1-0-0	4-3-0	3rd	Glen Mason	Aloha Bowl
1993	5-7-0	4-2-0	1-4-0	0-1-0	3-4-0	5th	Glen Mason	
1994	6-5-0	3-3-0	3-2-0	--	3-4-0	5th	Glen Mason	
1995	10-2-0	5-1-0	3-1-0	2-0-0	5-2-0	t2nd	Glen Mason	Aloha Bowl



BIG 12 CONFERENCE (1996-PRESENT)

YEAR	OVERALL	HOME	AWAY	NEUTRAL	CONF.	FINISH	COACH	POSTSEASON
1996	4-7-0	1-4-0	3-3-0	--	2-6-0	5th North	Glen Mason	
1997	5-6-0	5-1-0	0-5-0	--	3-5-0	5th North	Terry Allen	
1998	4-7-0	3-3-0	1-4-0	--	1-7-0	5th North	Terry Allen	
1999	5-7-0	5-2-0	0-5-0	--	3-5-0	4th North	Terry Allen	
2000	4-7-0	3-3-0	1-4-0	--	2-6-0	4th North	Terry Allen	
2001	3-8-0	2-5-0	1-3-0	--	1-7-0	6th North	Terry Allen (Tom Hayes final 3 games)	
2002	2-10-0	1-5-0	1-5-0	--	0-8-0	6th North	Mark Mangino	
2003	6-7-0	5-2-0	1-4-0	0-1-0	3-5-0	4th North	Mark Mangino	Tangerine Bowl
2004	4-7-0	3-3-0	1-4-0	--	2-6-0	5th North	Mark Mangino	
2005	7-5-0	6-0-0	0-4-0	1-1-0	3-5-0	5th North	Mark Mangino	Fort Worth Bowl
2006	6-6-0	5-2-0	1-4-0	--	3-5-0	4th North	Mark Mangino	
2007	12-1-0	7-0-0	4-0-0	1-1-0	7-1-0	1st North	Mark Mangino	Orange Bowl
2008	8-5-0	5-2-0	1-3-0	2-0-0	4-4-0	3rd North	Mark Mangino	Insight Bowl
2009	5-7-0	4-2-0	1-4-0	0-1-0	1-7-0	6th North	Mark Mangino	
2010	3-9-0	3-4-0	0-4-0	0-1-0	1-7-0	6th North	Turner Gill	
2011	2-10-0	2-4-0	0-5-0	0-1-0	0-9-0	10th	Turner Gill	
2012	1-11-0	1-5-0	0-6-0	--	0-9-0	10th	Charlie Weis	
2013	3-9-0	3-4-0	0-5-0	--	1-8-0	10th	Charlie Weis	
2014	3-9-0	3-3-0	0-6-0	--	1-8-0	9th	Charlie Weis (Clint Bowen final 8 games)	
2015	0-12-0	0-7-0	0-5-0	--	0-9-0	10th	David Beatty	
2016	2-10-0	2-4-0	0-6-0	--	1-8-0	10th	David Beatty	
2017	1-11-0	1-6-0	0-5-0	--	0-9-0	10th	David Beatty	
2018	3-9-0	2-4-0	1-5-0	--	1-8-0	10th	David Beatty	
2019	3-9-0	2-5-0	1-4-0	--	1-8-0	10th	Les Miles	
2020	0-9-0	0-4-0	0-5-0	--	0-8	10th	Les Miles	
2021	2-10-0	1-5-0	1-5-0	--	0-8	10th	Lance Leipold	
2022	6-7	4-2	2-4	0-1	3-6	8th	Lance Leipold	Liberty Bowl

TOTALS	OVERALL	HOME	AWAY	NEUTRAL	CONFERENCE
	594-665-58	366-288-25	199-350-27	29-27-6	247-457-30

ALL-TIME ASSISTANT COACHES

A									
Mike Ackerley	1980-82								
Vic Adamle	1988-96								
Rocky Alt	1986-87								
Dee Andros	1953								
B									
Bill Baldridge	1983								
Bobby Baldwin	1974								
Johnny Barr	2000-01								
Tom Batta	1979-82								
David Beaty	2008-09, 2011								
Tim Beck	2005-07								
George Bernhardt	1958-66, 1971-74								
Greg Blache	1987								
Don Blackwelder	1974-78								
Brandon Blaney	2002-09								
Jeff Blasko	2012-14								
Ken Blue	1971-74								
Jay Bond	1911-15, 1917								
Jay Bonds	1983-84								
Brian Borland	2021-Present								
Clint Bowen	2001-09, 2012-19								
Todd Bradford	2016-17								
Vic Bradford	1946-48								
Mitch Browning	1988-96								
Sandy Buda	1967-74								
Frank Bukaty	1940								
John W. Bunn	1923-29								
Tim Burke	2000-01								
C									
Dave Campo	2012-14								
Ernest Casini	1935								
Rick Christie	1983								
George Clark	1916								
Don Clements	1956								
Joe Bob Clements	2008								
Jim Cochran	1986-87								
W.J. Coleman	1909								
Earnest Collins	2003-06								
Ken Conatser	2002								
Ralph L. Conger	1937-38								
Scott Conley	1987								
John Cooper	1967-72								
Norman Cooper	1948								
Gene Corrotto	1953								
Forrest B. Cox	1932-34								
Dick Crayne	1938								
DeMontie Cross	2012								
D									
Mark Dantonio	1991-94								
Alan Davidson	1925								
Les Davis	1927								
Brent Dearmon	2019-2021								
Joe DeForest	2016-17								
Bruce DeHaven	1979-81								
Mike Dickens	1983-85								
Jim Dickey	1973-74								
Tyrone Dixon	2002-04								
Dave Doeren	2002-05								
Terry Donahue	1968-70								
Larry Donovan	1979								
Kwahn Drake	2019-Present								
Dave Dunkelberger	1986-87								
E									
Joshua Eargle	2020-2021								
Mike Ekeler	2019								
D.J. Eliot	2019-2021								
Vic Eumont	1984-89								
F									
Don Fambrough	1948-53, 1958-70								
Mark Farley	1997-2000								
Bob Fello	1988-94								
Robert Ford	1986								
Dick Foster	1971-74								
John Fox	1983								
Leonard Frank	1912-13								
G									
Michael Garrison	1997-98								
Al Gebert	1956-57								
Mike Getto	1929-39, 1947-50								
Denzel Gibbens	1945								
David Gibbs	1995-96								
Dave Gillespie	1995-96								
Ted Gilmore	1999								
Bobby Goad	1958-60								
Jakc Green	1967								
J.B. Grimes	2010-11								
Rex Grossart	1956-58								
Tim Grunhard	2012-13								
H									
John Hadl	1978-81, 1988-89								
Ed Hall	1941								
"Shorty" Hamil	1905								
Mike Hankwitz	1995-96								
Bill Hargiss	1934-36, 1938								
Tom Hayes	2000								
Jeff Hecklinski	2019								
R.D. Helt	1988-93								
Pat Henderson	2002-04								
Hank Hettwer	1974-78								
Jim Hillis	1988-90								
Stephen C. Hinshaw	1928-31								
J.C. Hixon	1969-70								
Vince Hoch	1984-85								
William "Red" Hogan	1949								
Archie Hogg	1895								
Bob Hubbard	1955								
Gary Huff	1987								
"Red" Huffman	1945								
Tony Hull	2016-19								
Vic Hurt	1939-42								
Gary Hyman	2015								
I									
Rob Ianello	2012-13								
Bob Ingalls	1946-48								
J									
Chevis Jackson	2019-Present								
Je'Ney Jackson	2007-09								
Clarence James	2001								
Don James	1956								
John Jefferson	1990-93								
Bill Jennings	1962-63								
Jay Johnson	1999-2000								
Justin Johnson	2018								
Emmett Jones	2019-Present								
Larry Jones	1977-78								
Travis Jones	2001-02								
K									
Kevin Kane	2015								
Andy Kotelnicki	2021-Present								
Cliff Kimsey	1948-52								
Walt Klinker	1997-2000								
Les Koenning	2019								
Klint Kubiak	2015								
L									
Paul Laird	1917								
Harry Lansing	1939-41								
Howard Leaslett	1920								
Ben Lee	1963-66								
Bob Lee	1971-73								
John Levra	1975-78								
Tommie Liggins	1983-85								
Rob Likens	2015-16								
Ad Lindsey	1919-21								
Roland Logan	1930-31								
Chuck Long	2010-11								
Guy Lookabaugh	1926								
M									
Mike Mahoney	1986								
M									
Mike Mallory	2006								
John Manning	1935								
Ken Martin	1975-78								
Louie Matsakis	2007-09, 2014								
Billie Matthews	1970								
Leon McCarty	1912-16								
Dave McClain	1967-68								
Charlie McCuller	1967-73								
Don McLeary	1977-82								
Brian McNeely	1985								
Doug Meachem	2017-18								
Luke Meadows	2019-Present								
Todd Middleton	1997-2000								
Bill Miller	2009, 2018								
Reggie Mitchell	1988-96, 2010-15								
Mike Monos	1983-86								
Howard Moreland	1938								
Dick Moseley	1997-2000								
Earle Mosley	2005-06								
Arthur Mosse	1906-11								
Lawrence Mullins	1927, 1931								
Paul Murphy	1930								
N									
Dean Nesmith	1943-48								
O									
Ben Olson	1968-70								
Taiwo Onatolu	2022-Present								
P									
Bill Pace	1954-61								
Jim Panagos	2021-Present								
Joe									

Our Services

- ☑ Residential Concrete
- ☑ Commercial Concrete
- ☑ Asphalt Work
- ☑ Earthwork
- ☑ Utility Services
- ☑ Time & Material
- ☑ Trucking

CONTACT US TODAY!

www.sunflowerpaving.com
www.rdje.com



HOPE 1795 E 1500 Rd
Lawrence KS 66044
785.424.6400

Heinen Outdoor Power Equipment www.heinenope.com



TOMMY'S EXPRESS
CAR WASH

3900 W 6th St. • Lawrence, KS 66049




DUNCO
HEATING • COOLING • PLUMBING
Sales • Service • Installation
785-843-7137 • info@duncohc.com
Get It Done With Dunco!
WWW.DUNCOHC.COM

ROCK CHALK!
WITH YOUR OREAD FAMILY!



1200 OREAD AVE LAWRENCE KS 785-843-1200



CIVIL SURVEY GEOTECH
cfse.com

Kansas Secured Title
Title and Closing Services Throughout Kansas
Service Beyond Expectation
www.kstdouglas.com



Go Hawks! **Rex H Mustain**
President
advise.design.deliver

Associated Air Products, Inc.
14900 West 107th Street
Lenexa, KS 66215

913-894-5600
rmustain@aap-kc.com
913-207-7750
913-894-0648 www.aap-kc.com



Doyle Field Services, Inc.
NEBB Certified
Commissioning Professionals

100% Veteran Owned Small Business

8900 State Line Rd, Suite 420 Office 913.677.3374
Leawood, KS 66206 www.dfstesting.com



EXCEL LINEN SUPPLY
Excellence in Linen Supply Since 1931

Towels • Aprons • Napkins
Table Cloths • Rugs
Dust Control
Chef Apparel
Promotional Items

www.excellinen.com | 816.842.6565



Kennedy GLASS INC.

730 NEW JERSEY • P.O. BOX 681 • LAWRENCE, KS 66044
Phone (785) 834-4416 • Fax (785) 843-6772

Contractors Building for the Future of Kansas

KOLDE
CONCRETE CONSTRUCTION

Placing Concrete since 1983

(785) 437-3730
 KoldeConcrete.com

MECHANICAL | ELECTRICAL | PLUMBING | SERVICE

P1Group.com

P1 is Proud to work with the University of Kansas.

P1 P1 Group, Inc. | The Expertise of Many, the Power of *ONE*

MEI
TOTAL ELEVATOR SOLUTIONS

SERVICE • REPAIR • MODERNIZATION • INSTALLATION
"Working Together To Be The Best"

MEI
 1144 Booth Street
 Kansas City, KS 66103
 www.meiusa.com

Phone: 816.221.3778
 Fax: 816.221.4254
 ks@meiusa.com

Mechanical Contractors

DESIGN
Mechanical, Inc.

Mechanical Service • Mechanical Construction

913-281-7200 • Kansas City, KS
 Visit us on the web at www.dmi-kc.com

MECHANICAL SERVICE CONTRACTORS OF AMERICA
MSCA STAR QUALIFIED

...your assurance of quality and value

DL Smith
POWER + ELECTRIC

785-267-4920

Voted Kansas Minority-Owned Business of the Year 2021 by KDOC

913-441-1717
www.bluebearinc.net

BLUE BEAR
 Local/Family/Women-owned business
Industrial & Commercial Painting Contractors
 Working with KU since 2014

Sales Office at 11271 Strang Line Road
 Lenexa, KS 66215
 (913) 888-1071
kansascity@engineeredair.com

EngA
ENGINEERED AIR

Made to Order HVAC Equipment
 (Designed and built locally in DeSoto, KS)

UV-C disinfection, replacement equipment, hospitals, universities, schools, water treatment plants, warehouses, factories, natatoriums, hazardous locations, food-grade construction, coil replacements, specialty applications, etc...

If you have an idea, we'll manufacture it!

ERCO

Good luck this season from the ERCO family!

(732) 225-8856 | info.us@erco.com | 160 Raritan Center Pkwy, Suite 10, Edison, NJ, 08837 | www.erco.com

SCARROLL
 SEATING • SCIENCES • SCHOOLS • SERVICE

"Customizing to your SITUation"

- Stadium/Fixed Auditorium Seating
- Bleachers/Grandstands
- Laminate/Wood/Metal Cabinetry
- Lockers
- Gym/Athletic Equipment

www.carrollseating.com

KU Alumni
 p 816-471-2929
 f 816-471-3001

10 Lincoln St.
 Kansas City, KS 66103

KISSICK
CONSTRUCTION

kissickco.com

Trusted Team, Reliable Partner.

TFMComm Inc
 Wireless Communication Solutions

(785) 233-2343
www.tfmcomm.com

MOTOROLA SOLUTIONS
 Channel Partner

910 E. 28th Street
 Lawrence, KS 66046

323 S Kansas Ave.
 Topeka, KS 66603

TRANSFORM LEARNING SPACES

McCOWNGORDON
CONSTRUCTION

Priorities have shifted in learning spaces and now more than ever we know the importance of *place* for student athletes. McCownGordon can help Universities realize their full potential in existing spaces or start from the ground up. We are proud to be building for the University of Kansas community.

A SMARTER WAY TO SET THE VIBE

**BUDGET
BLINDS**

Style and service for every budget

**Request a Free Consultation
today and learn more:**

BUDGET BLINDS
of Lawrence and Shawnee
21963 W. 83rd St., Shawnee, Kansas

We Do It With You:
Blinds • Shades • Shutters
Drapes • Home Automation

© 2023 Budget Blinds, LLC. All Rights Reserved.
Budget Blinds is a trademark of Budget Blinds,
LLC and a Home Franchise Concepts Brand. Each
Franchise independently owned and operated.

785-691-7713

**Signature
series**
by BUDGET BLINDS®



Building A legacy

Proud to build facilities that help
shape the future of **KU Football.**

Rock. Chalk.

Turner turnerconstruction.com




≡ RELENTLESS ≡

HOME | AWAY

09.01



09.08



09.16



09.23



09.30



10.07



10.14



10.28



11.04



11.11



11.18



11.25

